

WHAT DO SUBNATIONAL OFFICES THINK THEY ARE DOING IN BRUSSELS?

Gary Marks
Department of Political Science
University of North Carolina at Chapel Hill
Chapel Hill, NC 29599-3265
marks@unc.edu

Richard Haesly
Department of Political Science
University of North Carolina at Chapel Hill
Chapel Hill, NC 29599-3265
rhaesly@hotmail.com

Heather A. D. Mbaye
Department of Political Science
University of North Carolina at Chapel Hill
Chapel Hill, NC 29599-3265
hadm@email.unc.edu

Presented at the European Community Studies Association meeting, Madison, Wisconsin, May 31-June 3, 2001.

Not for quotation.

The past decade-and-a-half has seen an explosion in the number of offices established by subnational governments at the heart of the European Union. The first such offices were set up by English local authorities and German Länder in 1984, and for several years they went virtually unnoticed. In 1988 there were 15 such offices. By the end of 1993, the time of the first systematic survey of such offices, there were 54 (Nielsen and Salk 1998; Marks et. al. 1996). Today there are more than 160. Such offices serve no official EU function. They are not mentioned in the treaties; they play no formal role in the policy process. They are part of the subterranean political world of multi-level governance that lies beneath and beyond EU treaties.

Are subnational offices decorative or are they substantively important? What do subnational governments hope to gain by funding offices in Brussels? Are they listening posts to detect upcoming legislation? Are they means to situate particular regions and localities in European networks of similar (or different) actors? Finally, and for our purpose most importantly, are they intended to influence policy making in the EU?

Answers to these questions promise to deepen our understanding of the politics of multi-level governance in the EU. We know that supranational institutions exert real authority in EU decision making, and we also know that the authority of subnational governments has grown to significant proportions across several EU countries (Hooghe and Marks 2001). We know far less, however, about how subnational and supranational actors connect.

Overview of the Survey and Data

This paper analyzes the activities and goals of subnational offices in the European Union with the help of a new data set collected in 1999 by a working group led by Gary Marks and François Nielsen on "regions in the EU" at the UNC-Chapel Hill Center for European Studies.

The survey, which partially replicates a survey conducted by Jane Salk in 1993 (Nielsen and Salk 1998, Marks *et.al.* 1996), was sent to all 161 EU regional offices with formal representation in the European Union. Seventy-seven offices responded to the questionnaire--a response rate of 48 percent. Regional offices from all member states, with the exception of Portugal (which has only one regional office) responded to the survey. Austria, with 10 of 12 offices responding, and Denmark, with 9 of 10 offices responding, stand out as particularly compliant. Less accommodating were the regional offices from Belgium (1 of 7 offices), Italy (3 of 13 offices), and the United Kingdom (11 of 34 offices). Table 1 provides the response rate for each country. Appendix A lists the offices that responded to the survey.

[Table 1 about here]

Subnational offices are as diverse as the regions and localities they represent. In federal and federalizing political systems, representation in Brussels is dominated by regional governments. Thus one finds every German and Austrian Land and all three Belgian regions represented in Brussels along with most Spanish *comunidades autónomas*. In countries with a weaker regional tier, representation usually consists of a mixture of local and regional units. In France, most offices represent *régions*, but several *départements* also have offices. In the United Kingdom, local authorities, regional quangos, regional enterprise organizations, national local authority organizations, universities, and elected regional assemblies fund offices representing individual local authorities, regional groupings of local authorities, a national local authority organization, alongside offices representing the North of England, Northern Ireland, Scotland, and Wales. Since July 1999, the newly elected Scottish executive shares a new location, Scotland House, with Scotland Europa, a conglomerate of Scottish public and private organizations that has represented Scottish interests in Europe since 1992. In unitary systems such as the

Scandinavian countries and the Netherlands, local governments (or organizations of local governments) predominate.

Table 2 shows that roughly two-thirds of regional offices represent a region rather than a smaller territorial unit, and two-thirds represent a single subnational government rather than two or more subnational governments. Single regional offices predominate. Most offices representing more than one government represent subregional governments.

[Table 2 about here]

Table 3 demonstrates that offices responding to our survey do not differ much from the universe of all regional offices. Single regional offices form a slightly smaller majority of the total, and the ratio of regional and subnational offices in the "two or more" column shifts somewhat.¹ However, the overall pattern is similar, and a Goodman goodness-of-fit test, which measures how well our sample matches the distribution of offices in the universe of cases across these two variables, confirms that the difference between respondents and the universe of subnational offices are not statistically significant.²

[Table 3 about here]

Our survey of subnational offices provides detailed information on the size, expenditure and staffing of subnational offices. The survey also asks a battery of questions concerning the goals and activities of subnational offices. For example, each office is asked to assess the importance of gaining information about upcoming EU legislation relevant to their home region or locality on a five-point scale from "not at all important" to "very important." In addition to information-gathering, we ask each office to evaluate the importance of other goals, such as forging ties with other regions, acting as a liaison between their region and the EU, influencing decision-making in the EU, and increasing the influence of regions generally in the EU. These

questions are listed in Appendix B. A second set of questions assesses the importance of eleven discrete policy areas to the office (e.g., competition, agriculture, the environment, citizenship). A third set of questions asks each office to rate its effectiveness in playing certain roles in the EU. Finally, each office is asked to detail the level and frequency of its interaction with other organizations within the EU, including all 23 EU Directorates, COREPER, the European Parliament, the Committee of the Regions, the permanent representations of member states, and the other 161 EU regional offices.

Gathering, exchanging, mediating, and providing information

Why should a subnational government expend resources to sustain an unofficial embassy in Brussels? The bread and butter work of a normal embassy, representing its citizens in a foreign land, does not apply. Few of these "embassies" help home companies export their services or products. The main functions that have been ascribed to subnational offices in the literature have to do with information: they gather information concerning EU legislation; they exchange information in subnational networks; they mediate information to their respective home territories, and they provide information to EU decision makers.

Information Gathering

Most previous analyses have argued that information gathering is the prime goal of subnational offices (Marks et. al. 1996: 58; Jeffery 1996; Mitchell 1994; John 1994a). Subnational governments have a strong incentive to be informed about EU legislation in order to incorporate into their own laws and practices and in order to monitor compliance in their own territories (John 1994b). In addition, a subnational government is likely to have a strong interest

in knowing what is in the policy pipeline. This cannot be gleaned by reading the newspapers. Coordinated information gathering is particularly important in the European Union because the legislative process is complex and murky. Legislative proposals may originate in unexpected places within the Commission; the European Parliament is relatively unstructured by parties and is difficult to read; the Council of Ministers debates behind closed doors.

Peter John observes that information gathering is at the base of a "ladder" of subnational office participation that includes seeking funding opportunities, participating in trans-national networks, and seeking political influence (1994b). At minimum, subnational offices are expected to be listening posts, or early warning stations, for their sponsors (John 1994a). Information gathering is the *sine qua non* of subnational office activity in the European Union.

Networking

Opening an office in Brussels places governments representing diverse territories throughout the EU (and beyond) in close proximity (Salk, Nielsen, and Marks 2001). This lowers the transaction costs of informational exchange and facilitates dense cooperative networks. Association among regions takes many forms: there are, for example, numerous networks encompassing regions with similar economic profiles (e.g. the Four Motors), regions with similar political or geographical situations (e.g. Association of European Frontier Regions), and neighboring regions (e.g. the three Alps associations) (Benz 1998; Bachtler 1997; Leonardi and Nanetti 1990).

Regions also form consortia to apply for and administer EU cohesion funding, including multi-regional Community Initiatives such as RESIDER (steel-making areas), RETEX (textile

and clothing industry), and RECHAR (coal-mining regions).³ The Commission's INTERREG programs are specifically intended to encourage regional networks across different countries.⁴

Networks among subnational offices tend to be flexible and problem-oriented. They routinize informational exchange, and thereby diffuse best practices among connected regions. As Arthur Benz has noted, the fluidity of subnational networks suggests that they are more oriented to ad hoc information-sharing than exercising political muscle (Benz 1998, 120). Yet networks can be more than sites for information-sharing. As in the case of the association of Objective 2 regions, which in 1992 mounted a campaign for Objective 2 funding, such networks can serve as transnational political lobbies.

Liaising Between the Region and the EU

Subnational offices mediate between their home territories and the European Union. The flip side of gathering information from European actors is conveying information to the people that subnational offices serve in their home territory: elected subnational representatives, civil servants, firms, public organizations, and citizens. Officers of subnational offices often think of themselves as intermediaries between their region or locality and the European Union, and they realize that one way to show value for money is to locate and inform those at home. Their job often takes them to their region as well as to Brussels (John 1994a).

As the "single biggest meeting point of commercial and other economic interests outside Washington, DC," Brussels is a major lure for private and public interests (Jeffery 1996, 195). A vast amount of EU legislation bears directly on regions and localities. Subnational offices access information about the EU policy process and assist home constituencies in using it. In addition,

subnational offices help those at home negotiate the complex European policy terrain and channel them to relevant Commission officials or parliamentary representatives.

Influencing Policy

Finally, subnational offices may seek to influence EU policy making. Information gathering and the exercise of political influence are not entirely different activities. They lie on a single continuum describing the direction of informational flow. Van Schendelen (1993a), basing his model of lobbying in the EU on Lester Milbrath's (1963), *The Washington Lobbyists*, argues that stimulation and transmission of information are at the core of political influence (Van Schendelen 1993a, 2; Zeigler and Baer 1969, 11). As Van Schendelen (1993a, 3) concludes, "The lobbyist's *need to inform* public authorities indicates his fear that, otherwise, formal decision-making will be based on insufficient information, i.e. on misconceptions and false interpretations."

Charlie Jeffery has observed that the "core function" of British and German regional offices "is to act as an information channel between the home base and . . . European institutions" (1996, 192). But this, as Jeffery stresses, covers a host of possibilities from a "reactive" strategy of passive information gathering to a proactive strategy of feeding information to relevant policy makers early in the decision making process "to shape policy in favor of the region concerned" (1996, 192).

In general, scholars of subnational politics have been cautious about attributing political influence to regional offices. In his evaluation of the politics of EU regional policy, Ian Bache emphasizes the continued gatekeeping role of national governments, and stresses the variability of regional influence across different issues and different stages of the policy process. Bache

observes that "On occasions, the consequence of national government gatekeeping is a political arena characterized less by multi-level governance than by *multi-level participation*: actors from subnational and supranational levels participate, but do not significantly influence decision-making outcomes" (1998, 155, author's italics; Bache et al. 1996). Martin and Pearce conclude their survey of Scottish, Welsh and English subnational governments by noting that "Rather than seeking to shape policies, most see their role as ensuring that they are sufficiently well informed to be able to respond to future policy initiatives" (1999, 47). However, there are grounds for expecting variation in the extent to which subnational offices attempt to influence EU policy. Charlie Jeffery finds that offices representing German Länder are politically proactive on account of their resources and entrenched domestic position, their clear European mission, and their precisely delineated role in a strong regional government (1996).

Evidence from a Survey

Table 4 presents a factor analysis of responses to ten questions about the objectives of subnational offices. Our expectation that there are a limited number of distinct objectives is amply confirmed. The first factor we identify, accounting for 23.3 percent of the variance, loads heavily on responses to three questions that tap political influence: influencing decision making in the EU; explaining subnational positions to EU decision makers; and gaining influence for regions generally in the European political process. Pearson correlations among these three items are distinctively high, ranging from 0.43 (sig>0.001) to 0.72. Variation in the responses of subnational offices for these questions is greater than that for any others listed in Appendix B. The mean importance attached to gaining influence over EU decision making is 4.0 on our five-point scale, with a standard deviation of 1.2. The only other item with a standard deviation

greater than one is the importance of gaining political influence for regions generally (sd=1.2; mean=3.3). Hence, if one is interested in how regional offices vary, the place to begin is with the importance they place on gaining political influence. This was the variable that we were most interested in when we designed the survey, and it is more powerful than any other in distinguishing the goals of subnational offices.

The second factor we identify, accounting for 19.9 percent of the variance, concerns the role of an office in liaising between the home region and Europe--by providing people in the region with information or assistance, by facilitating contacts for local actors at the European level, and by increasing knowledge of the EU in the region. The third factor taps basic objectives having to do with information-gathering and networking. These are the bread and butter activities common to almost all subnational offices--finding out about upcoming legislation, networking with other regions, finding out about funding opportunities, and promoting the region in the EU. The importance attached to these goals ranges from 4.4 to 4.8.

Our factor analysis reveals that the most powerful sources of variation among the goals pursued by subnational offices are related to political influence. Generally, items across, as well as within, the three factors we have identified are positively correlated, but there is a noteworthy exception. We find weak, *negative* associations between importance of political influence and some other items in Appendix B. Offices that emphasize the goal of political influence are somewhat *less* likely to say that finding funding opportunities is important to them, *less* likely to say that building ties with other regional or local representations is important to them, and *less* likely to say that responding to requests from people in their region is important to them.

[Table 4 about here]

In the remainder of this paper we will focus on variation in the importance of political influence for subnational offices. The pattern of responses we elicited from subnational offices concerning political influence is distinct from that for other goals we identified, and an explanation of this phenomenon has basic implications for our understanding of multi-level governance.

Explaining Variation: Which Kinds of Offices Pursue Political Influence?

To what extent do subnational offices pursue political influence? Is variation on this dimension of activity structured in an intelligible way?

We have two expectations. First, we expect that larger, better funded, offices will be best placed to take on the goal of influencing EU policy. Several recent studies have investigated the effectiveness of regions and regional offices to affect outcomes in EU policy-making (e.g., Bache and Jones 2000; Martin and Pearce 1999; John and McAteer 1998; Smyrl 1997; Jeffery 1996; McAteer and Mitchell 1996; Bomberg 1994). McAteer and Mitchell (1996) and Bomberg (1994) argue that resource-rich offices will be able to afford a larger, more professional staff and, hence, will lobby more effectively. Along similar lines Jeffery (1996) suggests that larger offices can exploit economies of scale and specialization in seeking political influence.

There are wide variations among subnational offices in funding, office space, and number of employees. The bottom quartile of subnational offices are located in offices smaller than 720ft² (80meters²) and have budgets less than Euro150,000. The largest quarter inhabit offices of at least 2457ft² (273meters²) with budgets exceeding Euro337,000. Are larger, richer offices more likely to be shapers as well as takers of policy?

Our second expectation is that offices representing regions that are entrenched in their domestic polities will be more likely to try to influence, not just respond to, European policy making. Charlie Jeffery makes the connection between the influence exerted by a subnational government within its member country and the influence it exerts in the EU (2000). In prior research on an earlier survey of subnational offices, Marks, Nielsen, Ray, and Salk found that the greater the scope of a region's policy competence in its national arena, the more likely a region was to be represented in Brussels (1996). A survey of subnational governments in Britain undertaken by Steve Martin and Graham Pearce found that first tier authorities--Scottish regional councils, English and Welsh county councils--were much more confident of their ability to influence EU policies than smaller, weaker second tier authorities--shire districts and London boroughs (1999).

Strong regions have both more to gain by trying to influence EU policy and more to lose if they do not. They have more to gain because many EU policies lie within their competence. They have more to lose because if they are unable to operate effectively in Europe they face the prospect of being outflanked by national governments. While subnational governments in many EU countries have established prerogatives in their respective national arenas, they are not entrenched at the European level.

European integration is both an opportunity and a threat for regions, and especially for regions that exert considerable competencies in their national polities. Chris Ansell, Craig Parsons and Keith Darden have pointed out that European integration has expanded the coalitional possibilities of subnational and national actors beyond the national state (1997). Either national or subnational actors can be outflanked. Our hypothesis is that the resources of a subnational government in the national arena underpin its ambitions in Europe. Hence, we expect

that 1) offices representing regions will be more oriented towards gaining political influence than those representing sub-regional tiers of government; 2) offices representing more powerful regions will be more oriented towards gaining influence than those representing less powerful regions.

Our two lines of hypothesizing describe a single causal model in which powerful regions establish large, well financed, offices in Brussels which a) have the resources and b) have the clout to influence EU policy making. So, to summarize, we expect to see the relationships indicated in Figure 1.

[Figure 1 about here]

Evidence

Let us take the elements of Figure 1 in turn.

Tables 5, 6, and 7 reveal that the resources available to an office depend on the kind and number of governments it represents. There is a sharp contrast between offices representing regions and offices representing subregions. On average, regional offices employ twice as many staff as subregional offices; they have offices close to triple the size and they control budgets more than twice as large. Offices representing single regions are by far the most well-endowed of the four categories represented in Tables 6, 7, and 8. These include the offices of the most powerful regions in Europe-- German *Länder* and Spanish *comunidades autónomas*. Regions in Germany, Spain, Belgium, and Austria are large enough to fund single regional offices, and these tend to be larger and better financed than pluri-regional offices, and much more impressive than any kind of subregional office.

[Tables 5, 6, and 7 about here]

The same story can be told by examining the effects of variations in authority among regions for office resources. We estimate the power of a subnational government by adapting an index of regional governance covering all EU countries for 1950 to 2000, which was developed independently of our regional office survey (Hooghe and Marks 2001). The index measures the authority of a region in its domestic policy by scoring the character and scope of policy competencies exercised by the regional government, the extent to which it shares legislative and executive power, and whether the regional government is responsible to a directly or indirectly elected legislature. The index is detailed in Appendix C.

The more powerful the formal position of a region in its national polity, as measured by the index, the larger and better financed the office. Figure 2 summarizes the bivariate associations.

[Figure 2 about here]

Figure 3 shows the effects of the resource base of a subnational office on the importance it attaches to influencing EU decision making. As one would expect, the elements of that resource base--budget, full-time staff, and size--are closely related. Each of them bears on our dependent variable. But the strength of the association almost certainly borrows from the fact that the resources available to a subnational office reflects the domestic clout of the government that sustains it. This consideration is built into Figure 4, which presents our model of regional power, resources and EU influence. The association between the index of regional governance and the importance attached to influencing EU decision making is a highly significant 0.33 ($\text{sig} > 0.01$). The associations presented in the figure are simple correlations. At this point, our ambitions are limited to establishing the plausibility of a simple model explaining one salient feature of multi-level governance.

[Figures 3 and 4 about here]

We can probe further when we compare means for the importance of EU lobbying across the four types of office we identified earlier (see Table 8). Our expectation is that we should see a contrast between regional and subregional offices, and this is what we find. On a five-point scale, the mean response of regional offices is 4.3, while that for subregional offices is 3.3. There is no significant difference between single-government offices and joint-government offices in the aggregate. But combining these categories isolates the single subregional office (mean score = 2.2) as significantly different from joint subnational offices (mean score = 3.9). So we must refine our initial hypothesis. It is not the case that regions, and regions alone, are intent on pursuing political influence in the EU. Subregional offices often do the same if they gain through strength of numbers what they lack in individual strength. The finding is confirmed when we turn to individual cases. Several offices representing collections of subregional governments, such as the Association of Danish County Councils, the Europe Bureau of Bavarian Communes, and the Association of Netherlands' Municipalities, regard political influence over EU decision making as extremely important (scoring five on our five-point scale).

[Table 8 about here]

Conclusion

Are subnational offices primarily listening posts--to alert regional decision makers to upcoming legislation, to gain information about funding opportunities, and promote awareness of their region? Or are regional offices something sterner, part of an attempt to steer, as well as react to, EU decision making? Do they try to shape policy as well as gain information about it? In their own estimation, many subnational offices do both.

If the yardstick for political influence is shaping the European Union's constitutional structure, then there can be little doubt that subnational offices are rarely, if ever, decisive actors. But if one is interested in the flow of policy, including authoritative decision making in environmental policy, cohesion policy, social affairs, and telecommunications--areas that subnational offices single out as important to them--then large subsets of subnational offices aim to shape decision making.

The aggregate resources devoted by subnational governments to representation in the EU are commensurate to those committed by national governments. While individual subnational offices are puny in relation to the representations of national governments in Brussels, an aggregate picture tells a different story. The ten German offices that responded to our survey employ 77 full-time staff, and the seven Spanish offices that responded employ 60 full-time staff. Assuming a random distribution of respondents among all 16 German and 17 Spanish offices, we would expect to find a total of around 120 full-time staff employed by German offices, and around 145 employed by Spanish offices. In 1999, Neil Nugent estimated that the permanent representations of the larger member states were staffed by 30 to 40 officials, plus back-up support (1999, 149).

Subnational offices do not have formal competencies in the EU, so to the extent that they exercise influence, it will be "soft." Rather than examine particular policy decisions, we have approached the offices themselves. Our analysis shows very clearly that many do regard gaining influence over EU decisions as an important goal and that variations are structured in an intelligible way. The larger and better funded an office the more likely it is to assert political influence as a goal. Regions that are entrenched in their respective national polities are most

intent on influencing European decision making. But offices representing associations of subregional governments also aim for influence.

One must pay detailed attention to the national position of subnational governments in order to explain variations in the goals of the offices they fund in Brussels. Subnational governments are institutionally determined in their respective domestic arenas. What matters to them is how the European Union impinges on their authoritative competencies, and these competencies find their meaning in national polities. There is no overarching framework for subnational governance in Europe. This is one of the distinctive features of the EU and the goals and activities of subnational offices reflect this very clearly. If, as Tip O'Neill once said, all politics in the United States is local, one should not be surprised that multi-level governance in the EU is equally "local." The action for subnational offices is rooted in their respective domestic polities where we find subnational governments operating alongside--and sometimes against--national governments to increase their resources, to gain greater political autonomy, or to avoid being outflanked by the imposition of EU policies that national governments have bargained over their heads.

Appendix A: List Of Subnational Offices Responding To Survey

Austria

Burgenland Verbindungsbüro
Representation of the Länder
Land Kärnten Verbindungsbüro
Land Niederösterreich
Oberösterreich Verbindungsbüro
Österreichischer Städtebund
Land Salzburg Verbindungsbüro
Steiermark Büro
Vienna Business Promotion Fund
City of Vienna Business Promotion Fund

Belgium

Ministry of the Flemish Community

Germany

Beobachter der Länder
Informationsbüro Baden-Württemberg
Europabüro der Bayerischen Kommunen
Verbindungsbüro der Freien Hansestadt Bremen
Verbindungsbüro Niedersachsen
Vertretung Nordrhein Westfalen
Vertretung Rheinland-Pfalz
Verbindungsbüro Saarland
Informationsbüro Sachsen
Verbindungsbüro Sachsen-Anhalt

Denmark

Aalborg E.U. Office
Aalborg Development Agency
Aarhus E.U. Office
Association of Danish County Councils
Copenhagen City
Eura Ringkjøbing Amt A/S
Frederiksborg E.U. Office
Odense Denmark E.U. Office
South Denmark

Spain

Instituto de Fomento de Andalucía
Gobierno de Aragón
Oficina de Asuntos Europeos del Principado de Asturias
Patronat Catala Pro Europa
Fundación Galicia Europa

Instituto de Fomento de la Region de Murcia
Euskadiren Ordekaritza (Delegación del País Vasco)

France

Bureau Alsace
Centre Atlantique
Association de la Coopération entre la Bretagne et les Pays de la Loire
Association des Régions Françaises du Grand Est
EURODOM
Délégation de la Région Île de France
Bureau de la Délégation Lorraine
Antenne Basse-Normandie
Région Haute-Normandie
Conseil Régional de Picardie
Délégation de la Polynésie Française
Délégation Générale de la Région Rhône-Alpes
Association Grand Sud

Greece

Region of Epirus

Italy

Regione Liguria Ufficio di Bruxelles
Unioncamere Piemonte
Veneto

Ireland

Dublin European Representative Office
NASC – West Ireland EU Liaison

Netherlands

Oost Nederland
Regio Randstad

Sweden

East Sweden
Mid-Sweden
North Sweden
West Sweden

Finland

Helsinki Office in Brussels
Association of Finnish Local Authorities

United Kingdom

Birmingham and West Midlands Brussels Office

Essex County Council
Association of London Government
Merseyside Brussels Office
East Midlands Regional European Office
Reading and Thames Valley
West of England in Europe
Scotland Europa
West of Scotland European Consortium
Wales European Centre
Yorkshire and Humberside European Office

Appendix B

Q-1. Using the following list of activities/objectives, please rate the **importance of each activity for your organization** on a scale of 1 (not at all important) to 5 (very important).

		Importance of your activity (Circle your answer)				
		1 = NOT AT ALL IMPORTANT			5 = VERY IMPORTANT	
1	To gain information about upcoming EU legislation relevant to your region	1	2	3	4	5
2	To gain information about funding opportunities for your region	1	2	3	4	5
3	To build ties with other regional or local representations	1	2	3	4	5
4	To act as liaison between groups in your region and EU institutions	1	2	3	4	5
5	To explain your region's position on issues to EC decision-makers	1	2	3	4	5
6	To promote awareness of your region in Brussels	1	2	3	4	5
7	To increase knowledge of the population of your region about the European Union	1	2	3	4	5
8	To respond to requests for information or assistance from people in your region	1	2	3	4	5
9	To influence decision-making in the EU in favor of your region	1	2	3	4	5
10	To gain more influence for your region <u>more generally</u> in the European political process	1	2	3	4	5

Appendix C: Regional Governance in the European Union, 2000

	<i>Constitutional federalism (0-4)</i>	<i>Role of regions in central government (0-4)</i>	<i>Regional elections (0-2)</i>	<i>Summary score (0-12)</i>
<i>Austria</i>	4	2	2	8
<i>Belgium</i>	4	2	2	8
<i>Denmark</i>	0	0	0	0
<i>Finland</i>	0	0	0	0
<i>France</i>	2	0	2	4
<i>Corsica</i>	3	0	2	5
<i>Germany</i>	4	4	2	10
<i>Greece</i>	1	0	0	1
<i>Ireland</i>	0	0	0	0
<i>Italy</i>	3	1	2	6
<i>Netherlands</i>	1	0	2	3
<i>Portugal</i>	1	0	0	1
<i>Madeira and the Azores</i>	3	0	2	5
<i>Spain (Régimen ordinario)</i>	3	1	2	6
<i>Spain (Régimen extraordinare)</i>	4	1	2	7
<i>Sweden</i>	0	0	0	0
<i>United Kingdom</i>	1	0	0	3
<i>Scotland and Wales</i>	3	0	2	5

Appendix C measures regional governance along two dimensions: the extent to which a regional government exercises authority independently from central government, and the extent to which a regional government participates in national or European decision making.⁵ We apply Daniel Elazar's notion that federalism combines self rule (autonomy) with shared rule (power sharing) (Elazar 1987). We evaluate self rule by scoring *constitutional federalism* and *regional elections*. We evaluate shared rule by scoring the *role of regions in central government*.

I. Constitutional Federalism

Constitutional federalism taps the formal scope of regional government within the state as a whole. We assign one point for each of the following characteristics:

- existence of a functioning regional tier of government
 - extensive authoritative competencies, including two or more of the following: authority to tax; control over police; education policy (including tertiary education); cultural policy; transport and communications policy; economic development; local government; and authority to determine regional political institutions (e.g. administrative hiring, budget process, timing of regional elections)
 - specific regional competencies that are constitutionally guaranteed
 - federal state in which constitutional change is co-decided by the central state and regions.
- These features are usually, but not always, cumulative. That is to say that the first characteristic is a requisite for the second, the second a requisite for the third, and the third a requisite for the fourth.

II. Role of Regions in Central Government

We distinguish two kinds of power sharing. First, regions can share rule because they collectively constitute a national legislature, usually a second chamber composed of representatives of regional parliaments or regional executives. Second, regional governments may share executive power to the extent that regional ministers and civil servants regularly negotiate legislation or executive decisions with their counterparts in central government.

- legislative power sharing:
 - 1 = a chamber in the national legislature composed of representatives of regional governments or parliaments *without* wide-ranging legislative veto power
 - 2 = a chamber in the national legislature composed of representatives of regional governments or parliaments *with* wide-ranging veto power
- executive power sharing:
 - 1 = regular intergovernmental meetings between central state and regional executives *without* authority to reach binding decisions
 - 2 = regular intergovernmental meetings between central state and regional executives *with* authority to reach binding decisions

III. Regional elections

We distinguish between indirect and direct elections:

- 1 = the regional assembly is *indirectly* elected
- 2 = the regional assembly is *directly* elected

Appendix D: European Regional Divisions

	NUTS 1	N	NUTS 2	N	NUTS 3	N
Austria	Gruppen von Bundesländern	3	Bundesländer	9	Gruppen von Politischen Bezirken	35
Belgium	Regio's/ Régions	3	Provincies/ Provinces	10	Arrondissements	43
Denmark	—	1	—	1	Amtet	14
Finland	Manner-Suomi/ Åland	2	Suurlaueet	6	Maakunnat	19
France	ZEAT + DOM	8+1	Régions + DOM	22+4	Départements + DOM	96+4
Germany	Länder	16	Regierungsbezirke	40	Kreise	543
Greece	Groups of development regions	4	Development regions	13	Nomoi	51
Ireland	—	1	—	1	Regional authority regions	8
Italy	Gruppi di regioni	11	Regioni	20	Provinciae	103
Luxembourg	—	1	—	1	—	1
Netherlands	Landsdelen	4	Provincies	12	COROP-regio's	40
Portugal	Continente+Regioes autonomas	2	Commissaoes de coordenação regional + Regioes autonomas	5+2	Grupos de Cancelhos	30
Spain	Agrupaciones de comunidades autonomas	7	Comunidades autonomas + Ceuta y Melilla	17+1	Provincias	50
Sweden	—	1	Riksområden	8	Län	24
United Kingdom	Standard regions	11	Groups of counties	35	Counties/local authorities areas	65
EU		77		207		1030

Note: NUTS division as revised in 1995 by Eurostat. Source: Antonia Casellas & Catherine Galley (1999).

Table 1: Response Rate by Country

<i>Country</i>	<i>Response Rate</i>
Austria	83%
Belgium	14%
Denmark	90%
Finland	50%
France	52%
Germany	53%
Greece	50%
Ireland	67%
Italy	23%
Netherlands	50%
Portugal	0%
Spain	44%
Sweden	50%
United Kingdom	32%
Total	48%

Table 2: Types of Subnational Offices with E.U. Representation, 1999 (N = 161)

		Level of Representation		
		<i>Regional Level</i>	<i>Sub-regional Level</i>	<i>Total</i>
Number of Governments Represented in Office	<i>Single Government Office</i>	56%	10%	66%
	<i>Combined Government Office</i>	12%	22%	34%
	<i>Total</i>	68%	32%	100%

Table 3: Types of Subnational Offices in Respondent Pool (N= 76)

		Level of Representation		
		<i>Regional Level</i>	<i>Sub-regional Level</i>	<i>Total</i>
Number of Governments Represented in Office	<i>Single Government Office</i>	51%	13%	64%
	<i>Combined Government Office</i>	20%	16%	36%
	<i>Total</i>	71%	29%	100%

Table 4: Rotated Component Matrix For Subnational Office Objectives

<i>Purpose</i>	<i>Component</i>		
	Exerting Influence	Liaising	Networking / Information Gathering
Influence EU decision making	.839		
Explain subnational position to EU decision makers	.845		
Gain influence for regions generally	.733		
Provide knowledge/assistance to people in region		.806	
Liaise between subnational and EU actors		.711	
Increase knowledge of EU in region		.678	
Gain information about funding			.727
Build ties with other regions or localities			.687
Gain information about upcoming legislation			.626
Promote awareness of region in Brussels			.438
Variance explained	23.3%	19.9%	18%

Extraction Method: Principal Component Analysis.
 Rotation Method: Varimax with Kaiser Normalization.
 All factors with an Eigenvalue equal or greater than 1 are listed.
 All factor loadings greater than .4 are shown.

Table 5: Staff by Type of Office

Office Type	<i>Regional Level</i>	<i>Sub-Regional Level</i>	<i>Total</i>
<i>Single Government Office</i>	5.1 ^a	2.2 ^b	4.5
<i>Combined Government Office</i>	2.7 ^c	2.1 ^d	2.2
<i>Total</i>	4.5	2.4	3.8

^a n=39^b n=10^c n=12^d n=15

Table 6: Budget by Type of Office, in Euros

<i>Office Type</i>	<i>Regional Level</i>	<i>Sub-Regional Level</i>	<i>Total</i>
<i>Single Government Office</i>	384,000 ^a	141,000 ^b	323,000
<i>Combined Government Office</i>	275,000 ^c	188,000 ^d	224,000
<i>Total</i>	356,000	171,000	288,000

^a n=28
^b n=8
^c n=10
^d n=14

Table 7: Size of Bureau by Type of Office, in meters²

Office Type	<i>Regional Level</i>	<i>Sub-Regional Level</i>	<i>Total</i>
<i>Single Government Office</i>	336 m ² ^a	138 m ² ^b	285 m ²
<i>Combined Government Office</i>	224 m ² ^c	83 m ² ^d	142 m ²
<i>Total</i>	310 m ²	106 m ²	245 m ²

^a n=39

^b n=10

^c n=12

^d n=15

Table 8. Political Influence of Each Type of Office

Office Type	<i>Regional Level</i>	<i>Sub-Regional Level</i>	<i>Total</i>
<i>Single Government Office</i>	4.4 ^a	2.2 ^b	4.0
<i>Combined Government Office</i>	4.2 ^c	3.9 ^d	4.0
<i>Total</i>	4.3	3.3	4.0

^a n=39, standard deviation = .91

^b n=10, Standard deviation = .97

^c n=12, standard deviation = 1.2

^d n=15, standard deviation = 1.2

Figure 1. Basic Model

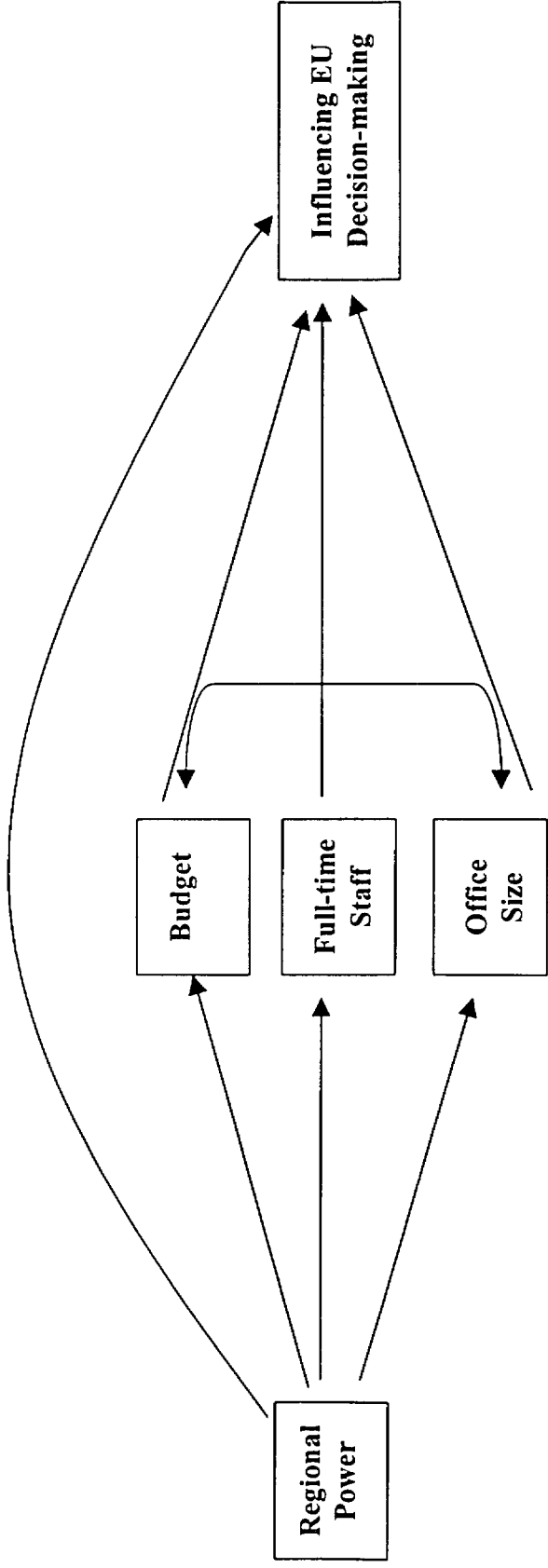
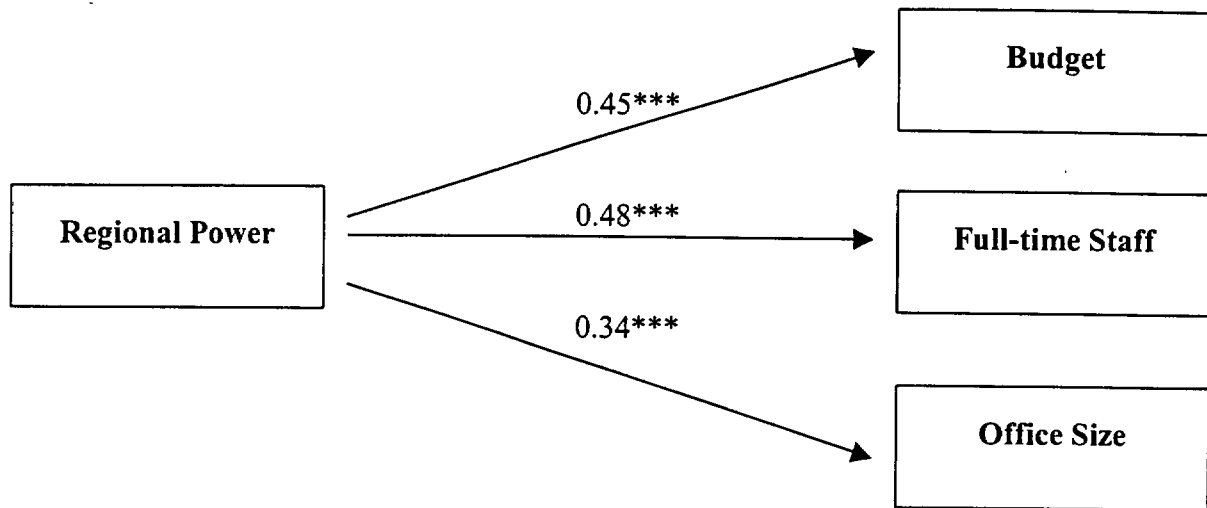


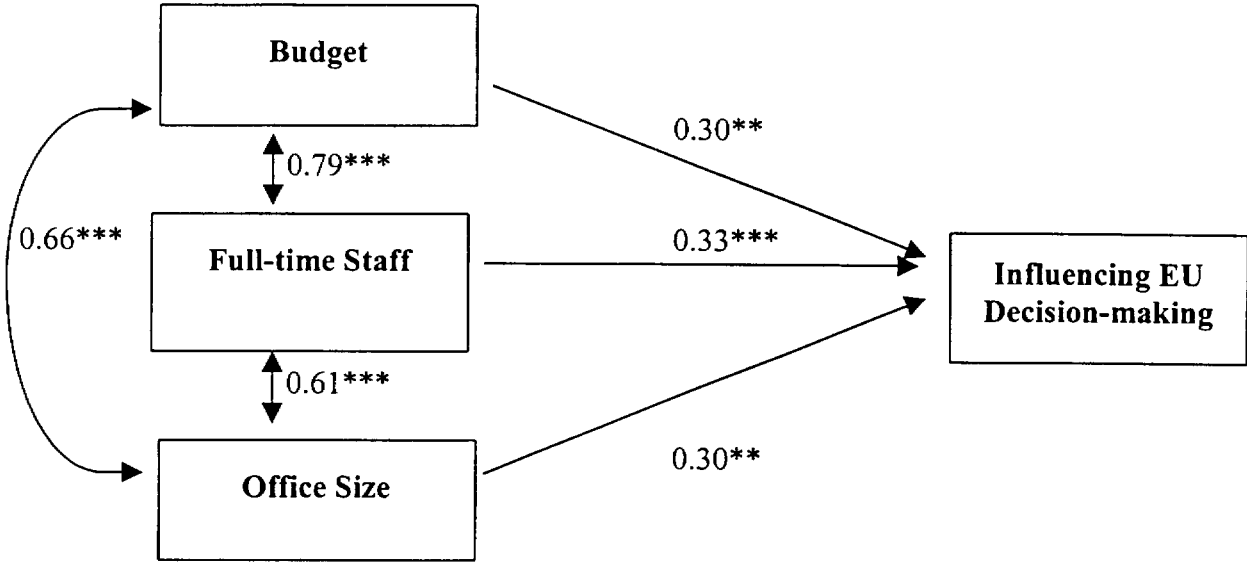
Figure 2. Regional Power And The Resources Of Subnational Offices



*** Significance > 0.01

Note: Scores represent Pearson correlations

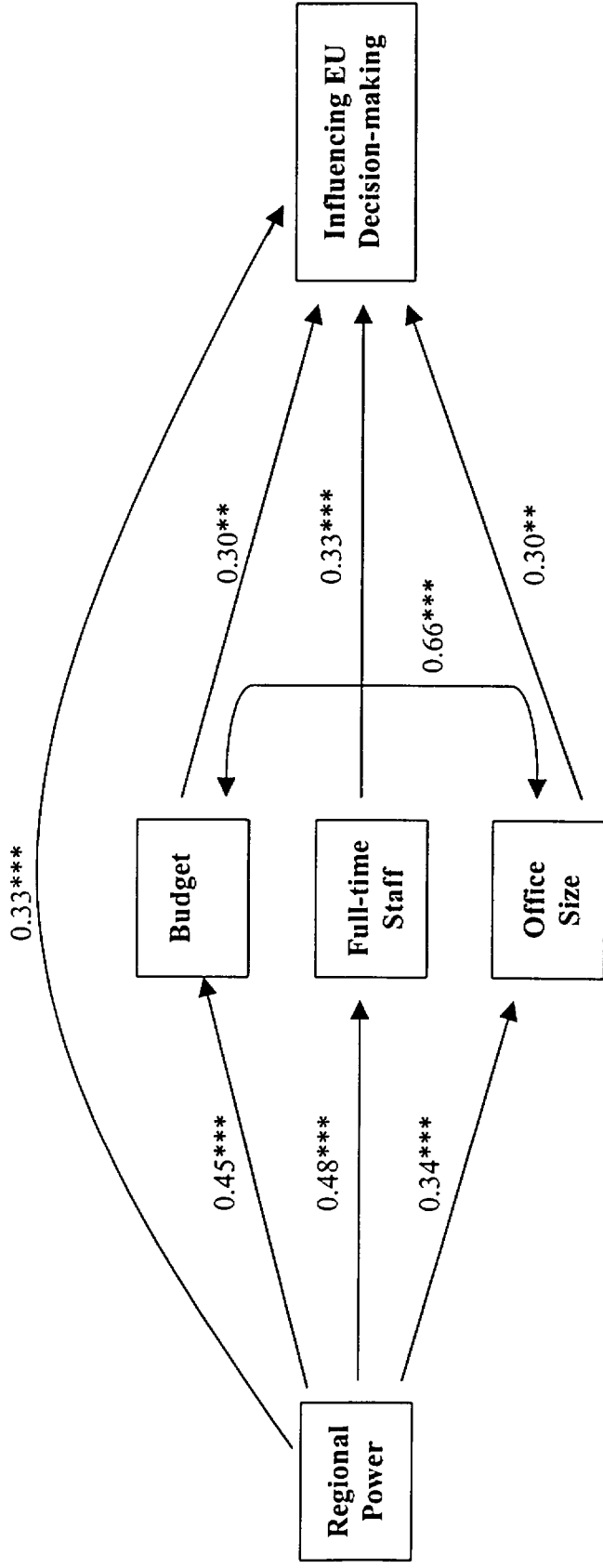
Figure 3. Office Resources and Political Influence as a Goal



** Significance > 0.05
*** Significance > 0.01

Note: Scores represent Pearson correlations

Figure 4. Basic Model



** Significance > 0.05
*** Significance > 0.01

Note: Scores represent Pearson correlations

Bibliography

- Bache, Ian. 1998. *The Politics of European Union Regional Policy: Multilevel Governance or Flexible Gatekeeping?* Sheffield, UK: Sheffield Academic Press.
- Bache, Ian, Stephen George and Rhodes, R.A.W. 1996 "Cohesion Policy and Subnational Authorities in the UK." In *Cohesion Policy and European Integration: Building Multi-level Governance*. Oxford, UK: Oxford University Press. Pp. 294-319.
- Bache, Ian and Rachel Jones. 2000. "Has EU Regional Policy Empowered the Regions? A Study of Spain and the United Kingdom." *Regional and Federal Studies* 10 (3): 1-20.
- Bachtler, John. 1997. "New Dimensions of Regional Policy in Western Europe." In *The Political Economy of Regionalism*, eds., Michael Keating and John Loughlin. London and Portland, OR: Frank Cass. Pp. 77-89.
- Benz, Arthur. 1998. "German Regions in the European Union: From Joint Policy-making to Multi-level Governance." In *Regions in Europe*, eds., Patrick Le Gales and Christian Lequesne. London and New York: Routledge. Pp. 11-29.
- Benz, Arthur. 2000. "Two Types of Multi-level Governance: Intergovernmental Relations in German and EU Regional Policy." *Regional and Federal Studies* 10 (3): 21-44.
- Bomberg, Elizabeth. 1994. "Policy Networks on the Periphery: EU Environmental Policy and Scotland." *Regional Policy and Politics* 4 (1): 45-61.
- Bomberg, Elizabeth and John Peterson. 1998. "European Union Decision Making: the Role of Sub-national Authorities." *Political Studies* 46: 219-35.
- Constantelos, John. 1996. "Multi-level Lobbying in the European Union: A Paired Sectoral Comparison Across the French-Italian Border." *Regional and Federal Studies* 6 (3): 28-55.
- Hedriks, Frank, Jos C. N. Raadschelders and Theor A. J. Toonen. 1995. "The Dutch Province As a European Region: National Impediments versus European Opportunities." In *The European Union and the Regions*, eds., Barry Jones and Michael Keating. Oxford, UK and New York: Clarendon Press. Pp. 191-214.
- Hooghe, Liesbet and Gary Marks. 2001. *Multi-level Governance and European Integration*. Boulder, Colorado: Rowman & Littlefield.
- Hooghe, Liesbet and Gary Marks. 1996. "'Europe with the Regions': Channels of Regional Representation in the European Union." *Publius: The Journal of Federalism*. 26 (1): 73-91.
- Hull, Robert. 1993. "Lobbying Brussels: A View from Within." In *Lobbying in the European Community*, eds., Sonia Mazey and Jeremy Richardson. Oxford, UK: Oxford University Press. Pp. 82-92.

- Jeffery, Charlie. 1996. "Regional Information Offices in Brussels and Multi-Level Governance in the EU: A UK-German Comparison." *Regional and Federal Studies* 6 (2): 183-203.
- John, Peter and Mark McAteer. 1998. "Sub-national Institutions and the New European Governance: UK Local Authority Lobbying Strategies for the IGC." *Regional and Federal Studies* 8 (3): 104-24.
- John, Peter. 1994a. "UK Subnational Offices in Brussels: Regionalisation or Diversification?" *Regional Studies* 28 (7): 739-746.
- John, Peter. 1994b. "Europeanization in a Centralising State: New Management Strategies." Luton: Local Government Management Board.
- Jones, Barry. 1995. "Conclusion." In *The European Union and the Regions*, eds., Barry Jones and Michael Keating. Oxford, UK and New York: Clarendon Press. Pp. 289-96.
- Jones, Barry and Michael Keating, eds. 1995. *The European Union and the Regions*. Oxford, UK and New York: Clarendon Press.
- Keating, Michael. 1995. "Europeanism and Regionalism." In *The European Union and the Regions*, eds., Barry Jones and Michael Keating. Oxford, UK and New York: Clarendon Press. Pp. 1-22.
- Keating, Michael and Barry Jones. 1995. "Nations, Regions and Europe: The UK Experience." In *The European Union and the Regions*, eds., Barry Jones and Michael Keating. Oxford, UK and New York: Clarendon Press. Pp. 89-114.
- Keating, Michael and Sylvia Pintarits. 1998. "Europe and the Regions: Past, Present, and Future." *Comparative Social Research* 17 (1): 33-63.
- Leonardi, R. and Nanetti, R. eds. 1990. *The Regions and European Integration: The Case of Emilia-Romagna*. London: Pinter.
- Loughlin, John. 2000. "Regional Autonomy and State Paradigm Shifts in Western Europe." *Regional and Federal Studies* 10 (2): 10-34.
- McAteer, Mark and Duncan Mitchell. 1996. "Peripheral Lobbying! The Territorial Dimension of Euro Lobbying by Scottish and Welsh Sub-central Government." *Regional and Federal Studies* 6 (3): 1-27.
- Marks, Gary. 1993. "Structural Policy and Multilevel Governance in the EC." In *The State of the European Community: The Maastricht Debates and Beyond*, eds., Alan W. Cafruny and Glenda C. Rosenthal. New York: Longman. Pp. 391-410.

- Marks, Gary, Liesbet Hooghe and Kermit Blank. 1996. "European Integration from the 1980s: State-Centric v. Multi-level Governance." *Journal of Common Market Studies* 34 (3): 341-378.
- Marks, Gary, François Nielsen, Leonard Ray and Jane E. Salk. 1996. "Competencies, Cracks, and Conflicts: Regional Mobilization in the European Union." *Comparative Political Studies* 29 (2): 164-92.
- Martin, Steve and Graham Pierce. 1999. "Differentiated Multi-level Governance? The Response of British Sub-national Governments to European Integration." *Regional and Federal Studies* 9 (2): 32-52.
- Mazey, Sonia and James Mitchell. 1993. "Europe of the Regions? Territorial Interests and European Integration: The Scottish Experience." In *Lobbying in the European Community*, eds., Sonia Mazey and Jeremy Richardson. Oxford, UK: Oxford University Press. Pp. 95-121.
- Mazey, Sonia and Jeremy Richardson. 1993. "Introduction: Transference of Power, Decision Rules, and Rules of the Game." In *Lobbying in the European Community*, eds., Sonia Mazey and Jeremy Richardson. Oxford, UK: Oxford University Press. Pp. 3-26.
- Milbrath, L. 1963. *The Washington Lobbyists*. Evanston, IL: Northwestern University Press.
- Mitchell, James. 1994. "Lobbying Brussels: The Case of Scotland Europa." Paper presented at the Workshop on the Political Economy of Regionalism, ECPR, Madrid.
- Nielsen, François and Jane E. Salk. 1998. "Ecology of Collective Action and Regional Representation in the European Union." *European Sociological Review* 14:231-254.
- Nugent, Neill. 1999. *The Government and Politics of the European Union*. 4th Ed. Durham: Duke University Press.
- Parks, Judith and Howard Elcock. 2000. "Why Do Regions Demand Autonomy?" *Regional and Federal Studies* 10 (2): 87-106.
- Salk, Jane E., François Nielsen and Gary Marks. 2001. "Patterns of Cooperation among Regional Offices in Brussels: Homophily, Complementarity, and National Embeddedness." Paper presented at the Southern Sociological Society meeting, Atlanta, 4-7 April.
- Schobben, Rob. 2000. "'New Governance' in the European Union: A Cross-Disciplinary Comparison." *Regional and Federal Studies* 10 (2): 35-61.
- Smyrl, M. 1997. "Does European Community Regional Policy Empower the Regions?" *Governance* 10 (3): 287-309.

- Urwin, Derek W. 1998. "Modern Democratic Experiences of Territorial Management: Single Houses, But Many Mansions." *Regional and Federal Studies* 8 (2): 81-110.
- Van Schendelen, M.P.C.M. 1993a. "The Relevance of National Public and Private EC Lobbying." In *National Public and Private EC Lobbying*, ed., M.P.C.M. Van Schendelen. Aldershot, UK: Dartmouth. Pp. 1-19.
- Van Schendelen, M.P.C.M. 1993b. "From National State Power to Spontaneous Lobbying." In *National Public and Private EC Lobbying*, ed., M.P.C.M. Van Schendelen. Aldershot, UK: Dartmouth. Pp. 275-91.
- Ziegler, H. and Baer, M. 1969. *Lobbying: Interaction and Influence in American State Legislatures*. Belmont: Wadsworth.

We wish to thank Liesbet Hooghe for comments and advice and François Nielsen for the title.

¹ One of the offices, the office for the government of French Polynesia, does not fit these categories all that well. This one office is included as part of the 77 respondents, but it is not included in analyses that rely upon the categorization of offices as regional or sub-regional or as single or multiple governments.

² The goodness-of-fit test produces a test statistic, $G^2 = 3.35$. This statistic has a χ^2 distribution, with three degrees of freedom. At all standard levels of significance, we are unable to reject the null hypothesis that our sample is similar to the distribution of all 161 subnational offices across these two variables.

³ In 1999, Community Initiatives were redesigned under an enlarged INTERREG program with three strands--to encourage the creation of cross-border social and economic centers; to promote European integration through the formation of large groups of European regions, and to improve the effectiveness of regional development through large-scale information exchange (Inforegio 2001).

⁴ In its outline for a regional office (Scotland Europa), the Scottish Development Agency summarizes the logic of networking from this angle: "Networking with contacts made through the other regional representative office is likely to be a significant part of the activities of many participants, particularly in the light of the Commission's propensity to fund transnational collaborative projects" (quoted in Mitchell 1994).

⁵ We define as "regions" as the most authoritative tier of intermediate government. Intermediate level governance is equivalent to NUTS 1 and NUTS 2 regions in the European Union's categorization (*Nomenclature des Unités Territoriales Statistiques*), which we reproduce in Appendix C. Regions in our analysis range from Valle d'Aosta with a population of 119,000 to

the 17.9 million in the case of North Rhine-Westphalia—a range that is similar to that among states in the United States. The regional level may shift over time in a country if regional institutions are reformed. This is the case for Belgium, where the region replaced the province in the early 1980s as the dominant meso level of government.