

# COMMISSION OF THE EUROPEAN COMMUNITIES

COM (88) 437 final

Brussels, 26 July 1988

## SEVENTEENTH FINANCIAL REPORT

from the Commission to the Council and the European Parliament

### ON THE EUROPEAN AGRICULTURAL GUIDANCE AND GUARANTEE FUND

- 1987 -

#### GUIDANCE SECTION

CONTENTS

	<u>Page</u>
List of annexes	II
List of measures	IV
1. <u>GENERAL SITUATION</u>	1
1.1. Introduction	1
1.1.1. Scope of Guidance Section intervention	1
1.1.2. Work of the Section in 1987	2
1.2. General aspects of management	4
1.2.1. Procedures and advance payments	4
1.2.2. Information	5
1.2.3. Coordination	5
1.2.4. Budgetary matters	6
2. <u>DIRECT MEASURES</u>	10
2.1. Common measure for the processing and marketing of agricultural products (Regulation (EEC) No 355/77)	10
2.1.1. Financing of 1987 projects	10
2.2. Measures for Mediterranean areas	10
2.3. Measures to improve the processing and marketing of cattlefeed in Northern Ireland (Regulation (EEC) No 1943/81)	10
2.4. Measure for less-favoured areas in Belgium (Regulation (EEC) No 1941/81)	11
2.5. Measure for less-favoured areas in Germany (Regulation (EEC) No 1938/81)	11
2.6. Restructuring of vineyards (Regulation (EEC) No 458/80)	11
2.7. Measure concerning collective irrigation operations in Greece (Regulation (EEC) No 2968/83)	11
2.8. Management problems - agriculture	11
3. <u>INDIRECT MEASURES</u>	14
4. <u>VERITIFCATION AND IRREGULARITIES</u>	15
4.1. Verification of direct measures	15
4.2. Recoveries	16
4.3. Verification of indirect measures	16
4.4. Irregularities	22

ANNEXES<sup>1</sup>

I. SUMMARY TABLES

1. Fund aid, by Member State, up to 31 December 1987
2. Fund payments, by Member State, up to 31 December 1987
3. Aid granted from 1 January to 31 December 1987
4. Payments from 1 January to 31 December 1987
5. Payments in 1987

II. DIRECT MEASURES

a) Regulation (EEC) No 355/77

6. Regional breakdown of aid granted in 1987
7. Regional breakdown of aid granted from 1978 to 1987
8. Breakdown by sector of aid granted in 1987
9. Breakdown by sector of aid granted from 1978 to 1987
10. Aid applications in respect of 1987
11. Payments up to 31 December 1987
12. Rate of payment of aids granted and implementation of projects

b) Regulation No 17/64/EEC

13. Regional breakdown of aid granted from 1964 to 1979
14. Payments up to 31 December 1987
15. Implementation of projects

c) Measures for Northern Ireland, Mediterranean regions less-favoured areas in Germany, restructuring of vineyards, measures concerning fisheries and regions in Greece

16. Grant of aid up to 31 December 1987 -  
Regulation (EEC) No 269/79 and no. 2088/85 (PIM)
17. + 18. Payments - Regulation (EEC) No 269/79 and no. 2088/85 (PIM)
19. Grant of aid until 31 December 1987 -  
Regulation (EEC) No 1362/78
20. Payments Regulation (EEC) No 1362/78
21. Grant of aid up to 31 December 1987  
Regulation (EEC) No 1760/78 and no. 2088/85 (PIM)
- 22 + 23. Payments -  
Regulation (EEC) no. 1760/78 and no. 2088/85 (PIM)
24. Grant of aid in 1987 and grant of aid up to 31 December 1987  
- Regulation (EEC) no. 458/80
25. Grant of aid in 1987 and grant of aid up to 31 December 1987 -  
Regulation (EEC) no. 1938/81
26. Payments - Regulation (EEC) no. 1938/81
27. Grant of aid in 1987 and grant of aid up to 31 December 1987 -  
Regulation (EEC) No. 1943/81
28. Payments - Regulation (EEC) no. 1943/81
29. Grant of aid up to 31 December 1987  
- Regulation (EEC) no. 2968/83

---

<sup>1</sup>For all the tables annexed, the amounts are expressed in u.a. until 31.12.1977, in EUA from 1.1.1978 to 31.12.1980 and in ECU from 1.1.1981 onwards

- III -

- 30. Payments - Regulation (EEC) No 2968/83
- 31. Grant of aid in 1987 - Regulation (CEE) No 1941/81
- 32. Payments - Regulation (EEC) No 1941/81
- 33. Payments up to 31 December 1987 - Regulations (EEC) No 1852/78 and No 2908/83

III. INDIRECT MEASURES

- 34. Measures in progress - Amounts committed and payments made up to 31.12.1987, by measure and by Member State
- 35. Measures completed - Amounts committed and payments made up to 31.12.1987, by measure and by Member State
- 36. Total reimbursements in 1987
- 37. Directives 72/159/EEC and 72/160/EEC
- 38. Directive 72/161/EEC and Regulation (EEC) No 797/85 (Title I)
- 39. + 40. Regulation (EEC) No 797/85 (Title II and VII)
- 41. Directives 75/268/EEC and 78/627/EEC and 79/173/EEC
- 42. Directives 79/174/EEC, 78/628/EEC and Regulations (EEC) no 2195/81 and 797/85 (Title III)
- 43. Regulations (EEC) Nos 1820/80, 270/79 and 1054/81 and 797/85 (Title VI)
- 44. Regulations (EEC) Nos 1939/81, 1942/81 and 3606/86 and Directive 79/197/EEC
- 45. Regulations (EEC) Nos 1940/81 and 1944/81 and Directive 81/527/EEC
- 46. Regulations (EEC) Nos 1975/82, 2966/83 and 2088/85
- 47. Aids to producers organisations and their unions, aid to fruit and vegetables and cotton producers' organizations and Regulation (EEC) No 777/85
- 48. Milk non-marketing premiums
- 49. Measures in aid of community citrus fruit
- 50. Producers' organisations in the fisheries sector
- 51. Regulations (EEC) Nos 456/80 and 458/80
- 52. Advance payments available, used, carried over and paid in 1987
- 53. Explanations concerning payment applications pending.

IV. EXECUTION OF THE BUDGET

- 54. Utilization of commitment appropriations
- 55. Utilization of payment appropriations

V. IRREGULARITIES

- 56. Irregularities in 1987
- 57. Communications in accordance with Articles 3 and 5 of Regulation (EEC) No 283/72, up to 31.12.1987
- 58. Breakdown of cases of irregularity by measure and by Member State, up to 31.12.1987

VI. 59. Measures financed under the I.M.P. (Regulation (EEC) No 2088/85)

EAGGF Guidance Section measures

1. INDIRECT MEASURES

Socio-structural measures

- Council Directive 72/159/EEC of 17 April 1972 on the modernization of farms
- Council Directive 72/160/EEC of 17 April 1972 concerning measures to encourage the cessation of farming and the reallocation of utilized agricultural area for the purposes of structural improvement
- Council Directive 72/161/EEC of 17 April 1972 concerning the provision of socio-economic guidance for and the acquisition of occupational skills by persons engaged in agriculture
- Council Regulation (EEC) No 797/85 of 12 March 1985 on improving the efficiency of agricultural structures

Measures for less-favoured areas

- Council Directive 75/268/EEC of 28 April 1975 on mountain and hill farming and farming in certain less-favoured areas
- Council Regulation (EEC) No 270/79 of 6 February 1979 on the development of agricultural advisory services in Italy
- Council Directive 78/627/EEC of 19 June 1978 on the programme to accelerate the restructuring and conversion of vineyards in certain Mediterranean regions in France
- Council Directive 79/173/EEC of 6 February 1979 on the programme for the acceleration and guidance of collective irrigation works in Corsica
- Council Directive 79/174/EEC of 6 February 1979 concerning the flood protection programme in the Hérault Valley
- Council Directive 78/628/EEC of 19 June 1978 on a programme to accelerate drainage operations in the less-favoured areas of the West of Ireland
- Council Directive 79/197/EEC of 6 February 1979 on a programme to promote drainage in catchment areas including land on both sides of the border between Ireland and Northern Ireland
- Council Regulation (EEC) No 1820/80 of 24 June 1980 for the stimulation of agricultural development in the less-favoured areas of the West of Ireland
- Council Regulation (EEC) No 1054/81 of 21 April 1981 establishing a common measure for the development of beef cattle production in Ireland and Northern Ireland

- Council Regulation (EEC) No 1939/81 of 30 June 1981 on an integrated development programme for the Western Isles of Scotland (Outer Hebrides)
- Council Regulation (EEC) No 1940/81 of 30 June 1981 on an integrated development programme for the department of Lozère
- Council Regulation (EEC) No 1942/81 of 30 June 1981 for the stimulation of agricultural development in the less-favoured areas of Northern Ireland
- Council Regulation (EEC) No 1944/81 of 30 June 1981 establishing a common measure for the adaptation and modernization of the structure of production of beef and veal, sheepmeat and goatmeat in Italy
- Council Directive 81/527/EEC of 30 June 1981 on the development of agriculture in the French overseas departments
- Council Regulation (EEC) No 2195/81 of 27 July 1981 on a special programme concerning drainage operations in the less-favoured areas of the West of Ireland
- Council Regulation (EEC) No 1975/82 of 19 July 1982 on the acceleration of agricultural development in certain regions of Greece
- Council Regulation (EEC) No 2966/83 of 19 October 1983 on the development of agricultural advisory services in Greece
- Council Regulation (EEC) No 2969/83 of 19 October 1983 establishing a special emergency measure to assist stock farming in Italy<sup>1</sup>
- Council Regulation (EEC) No 2088/85 of 23 July 1985 concerning the integrated Mediterranean programmes
- Council Regulation (EEC) No 3828/85 of 20 December 1985 establishing a specific programme for the development of agriculture in Portugal
- Council Regulation (EEC) No 1400/86 of 6 May 1986 introducing a common measure for the encouragement of agriculture by improving the rearing of beef cattle in certain less-favoured areas of France
- Council Regulation (EEC) No 1401/86 of 6 May 1986 introducing a common action for the encouragement of agriculture in certain less-favoured areas of Northern Italy
- Council Regulation (EEC) No 1402/86 of 6 May 1986 introducing a common action for the encouragement of agriculture in the Scottish islands off the northern and western coasts with the exception of the Western Isles (Outer Hebrides)

---

<sup>1</sup>Financed under Chapter 38 of the budget

- Council Regulation (EEC) No 1654/86 of 26 May 1986 introducing a common measure for replanting and converting olive groves damaged by frost in 1985 in certain regions of the Community
- Council Regulation (EEC) No 3606/86 of 18 November 1986 establishing a special emergency measure for the less-favoured areas in Ireland

Measures concerning markets

- Council Regulation (EEC) No 1360/78 of 19 June 1978 on producer groups and associations thereof
- Council Regulation (EEC) No 1035/72 of 18 May 1972 on the common organization of the market in fruit and vegetables
- Council Regulation (EEC) No 1163/76 of 17 May 1976 on the granting of a conversion premium in the wine sector
- Council Regulation (EEC) No 1078/77 of 17 May 1977 introducing a system of premiums for the non-marketing of milk and milk products and for the conversion of dairy herds
- Council Directive 77/391/EEC of 17 May 1977 introducing Community measures for the eradication of brucellosis, tuberculosis and leucosis in cattle extended by Council Directive 82/400/EEC of 14 June 1982<sup>1</sup>
- Council Regulation (EEC) No 2511/69 of 9 December 1969 laying down special measures for improving the production and marketing of Community citrus fruit
- Council Regulation (EEC) No 456/80 of 18 February 1980 on the granting of temporary and permanent abandonment premiums in respect of certain areas under vines and of premiums for the renunciation of replanting
- Council Regulation (EEC) No 457/80 of 18 February 1980 establishing a system of premiums for the cessation of wine-growing in France and Italy
- Council Decision 80/1096/EEC of 11 November 1980 introducing Community financial measures for the eradication of classical swine fever<sup>1</sup>
- Council Decision 80/1097/EEC of 11 November 1980 on financial aid from the Community for the eradication of African swine fever in Sardinia<sup>1</sup>
- Council Regulation (EEC) No 1055/81 of 21 April 1981 introducing temporary financial aid from the Community to Ireland for pre-movement tuberculin testing and brucellosis blood sampling of cattle<sup>1</sup>

---

<sup>1</sup>Financed under Chapter 38 of the budget

## - VII -

- Council Regulation (EEC) No 389/82 of 15 February 1982 on producer groups and associations thereof in the cotton sector
- Council Regulation (EEC) No 895/85 of 1 April 1985 concerning a common action for the improvement of structures of wine-growing in Greece
- Council Regulation (EEC) No 777/85 of 26 March 1985 on the granting, for the 1985/86 to 1989/90 wine years, of permanent abandonment premiums in respect of certain areas under vines
- Council Regulation (EEC) No 2239/86 of 14 July 1986 on a specific common measure to improve vine-growing structures in Portugal

Measures concerning fisheries

- Council Regulation (EEC) No 3796/81 of 29 December 1981 on the common organization of the market in fishery products
- Council Regulation (EEC) No 31/83 of 21 December 1982 on an interim common measure for restructuring the inshore fishing industry and aquaculture
- Council Regulation (EEC) No 2908/83 of 4 October 1983 on a common measure for restructuring, modernizing and developing the fishing industry and for developing aquaculture.

2. DIRECT MEASURES

- Council Regulation (EEC) No 355/77 of 15 February 1977 on common measures to improve the structures for processing and marketing agricultural products
- Council Regulation (EEC) No 1760/78 of 25 July 1978 on a common measure to improve public amenities in certain rural areas
- Council Regulation (EEC) No 269/79 of 6 February 1979 establishing a common measure for forestry in certain Mediterranean regions of the Community
- Council Regulation (EEC) No 1362/78 of 19 June 1978 on the programme for the acceleration and guidance of collective irrigation works in the Mezzogiorno
- Council Regulation (EEC) No 458/80 of 18 February 1980 on collective projects for the restructuring of vineyards
- Council Regulation (EEC) No 1938/81 of 30 June 1981 on a common measure to improve public amenities in certain less-favoured agricultural areas of the Federal Republic of Germany



- Council Regulation (EEC) No 1941/81 of 30 June 1981 on an integrated development programme for the less-favoured areas of Belgium
- Council Regulation (EEC) No 1943/81 of 30 June 1981 on a common measure to improve the processing and marketing conditions in the cattlefeed sector in Northern Ireland
- Council Regulation (EEC) No 2968/83 of 19 October 1983 introducing a common measure for the acceleration of collective irrigation operations in Greece
- Council Regulation (EEC) No 3974/86 of 22 December 1986 on the rationalization and improvement of health conditions in slaughterhouses in Belgium

1. GENERAL SITUATION

1.1 Introduction

1.1.1 Scope of Guidance Section intervention

The Guidance Section of the EAGGF was set up with the Guarantee Section in 1962, pursuant to Article 40(4) of the Treaty, to finance "common measures" approved in order to achieve the objectives set out in Article 39(1)(a) of the Treaty, including the structural changes conducive to the smooth operation of the common market. Article 39(1)(a) sets as an objective that of increasing agricultural productivity by promoting technical progress and by ensuring the rational development of agricultural production and the optimum utilization of the factors of production, in particular labour.

Within this context, the Guidance Section has in recent years steadily increased both the number of measures financed and its annual expenditure. The appropriations allocated to the Guidance Section are relatively small (approximately 4% of the total EAGGF budget), compared with the Guarantee appropriations. In 1985, 1986 and 1987, the budget appropriations were rather larger than in 1984, allowing for a corresponding increase in aid from the Guidance Section.

The Section acts on the basis of specific legal instruments (Council Regulations, Directives and Decisions) for each scheme financed. From the management point of view, however, the following two types of measures can be distinguished:

- "indirect measures", where the Section reimburses part (a percentage) of the eligible expenditure incurred by Member States in accordance with Community rules and any national provisions endorsed by the Commission, and
- "direct measures", in respect of which the Commission grants direct assistance from the Section to applicants undertaking specific investment projects.

The decision to grant such direct assistance therefore establishes a direct link between the Community and the beneficiary, the aid payments being made to the latter and not to the Member State.

This distinction is reflected at administrative level: for indirect measures, the management of the individual files of the various ultimate aid beneficiaries remains the responsibility of the Member States, while the Commission checks that the measures are being properly implemented in the Member States, mainly by reviewing national administrative procedures and by random inspection of files in some cases.

For direct measures, however, each case is monitored individually by Commission staff, from application to the payment of the final instalment of the subsidy, including on-the-spot inspections and checks of supporting documents. This work does, however, necessitate close cooperation with the competent national and regional authorities.

1.1.2 Work of the Guidance Section in 1987

A breakdown of aid granted for the various categories of measure according to structural objectives is as follows:

: 1987 budget (after transfer of : appropriations + appropriations : carried over from 1986 (m ECU) : :	Appropriations actually : committed :			
: m ECU	m ECU	% of	1986:	
:	:	budget	:	
:Projects for the improvement :of agricultural structures	308	308	99,9 %	97,2 %:
:General socio-structural :measures	146	146	99,9 %	98,7 %:
:Measures on behalf of less- :favoured areas	435	364	83,8 %	89,6 %:
:Market-related structural :measures	135	123	90,6 %	94,0 %:
:Structural measures in the :fisheries sector	7	0	1,2 %	97,6 %:
:TOTAL	1.031	941	91,2 %	94,5 %:
:	(1)	(1)		:

1 of which 37m ECU was recovered and re-committed

A breakdown of appropriations by Member State shows that Spain accounted for more than 17% of the aid granted in the form of direct measures (62,4 out of 364,0 m ECU), followed by Italy (61,4 m ECU) and France (56,9 m ECU). Then came Greece (50,9 m ECU), Portugal (37,5 m ECU), Ireland (26,3 m ECU), Germany (25,4 m ECU) and the United Kingdom (21,9 m ECU) (cf. Annex 3).

Of the 578.1 million ECU reimbursed for indirect measures, France received 189,3 million ECU, ahead of Germany (97,1 m ECU), Ireland (70,2 m ECU), the United Kingdom (62,1 m ECU), Greece (54,2 m ECU), and Italy (34,7 m ECU) (cf. Annex 5).

Details of the various measures are as follows :

Among the "common measures", the scheme for the improvement of marketing and processing structures for agricultural products<sup>1</sup> was again in 1987, as in previous years, that involving the heaviest commitment of appropriations : 305,1 million ECU were assigned to this measure.

The measure ranking second in financial terms was Directive 75/268/EEC on mountain and hill-farming and farming in less-favoured areas, entailing total expenditure of 260,7 million ECU. France received 68,9 million ECU, Germany 65,4 million ECU, Ireland 44,8 million ECU, the United Kingdom 37,4 million ECU and Italy 14,6 million ECU.

The measure ranking third in financial terms was the scheme for the modernization of farms, under which 135,4 million ECU were reimbursed to the Member States, comparing with 99,3 million ECU in 1986 and 95,1 million ECU in 1985.

The leading beneficiary under this heading was France (38,3 m ECU), followed by Germany (29,5 m ECU), the United Kingdom (20,2 m ECU), Ireland (13,9 m ECU) and - at some distance - the Netherlands, Italy and Belgium.

---

<sup>1</sup>OJ L 51, 23.2.1977, p. 1

1.2 General aspects of management

1.2.1 Procedures and advance payments

(a) Direct measures

Pursuant to Article 1 of Regulation (EEC) No 1685/78, Portugal and Spain notified the Commission of the arrangements they had made for proper verification of documentary claims.

As regard to advance payments in respect of certain schemes on behalf of the Mediterranean regions, the teething troubles have now been completely solved and satisfactory results are being obtained.

The situation of the three countries concerned is the following:

ITALY

	REGULATIONS (EEC)		
	1760/68	269/79	1362/78
Advance payments applied for in 1987	47	-	-
Advance payments made in 1987	47	-	-
Reimbursements applied for in 1987	-	-	-

FRANCE

	REGULATIONS (EEC)		
	269/79	1760/78	
Advance payments applied for in 1987	5	33	
Advance payments made in 1987	5	33	
Reimbursements applied for in 1987	-	-	

GREECE

	REGULATION (EEC)		
	2968/83		
Advance payments applied for in 1987	1		
Advance payments made in 1987	1		
Reimbursements applied for in 1987	-		

(b) Indirect measures

For the measures entailing reimbursements, utilization of the budget appropriations for the year is complicated by the fact that a third of the Member States' reimbursement applications reach the Commission after the deadlines set under the various schemes, which makes it extremely difficult to review the applications properly and make the reimbursements before the end of the year.

The advance payment facility available for certain indirect measures was used by France, Ireland, Italy, Greece, Portugal and Spain. Details will be found in Annex 52.

### 1.2.2 Information

As in the past, the information provided to the public by the Commission concerned mainly measures involving direct subsidies to investment projects, this type of aid being the most likely to attract fairly general interest, since the Community's involvement is direct and since such projects are often of very great importance to the locality or region in which they are being carried out.

It had been noticed that mention was seldom made of the Community's involvement on information boards displayed at or near the locations of the projects. The Commission has therefore continued to ask all beneficiaries, in its letter informing them of the award, to ensure that the Community's role is mentioned in their publicity.

As regards indirect measures, for the new schemes the Member States have been asked to inform the beneficiaries of the Community's involvement.

### 1.2.3 Coordination

The Task Force on the coordination of financial instruments having structural objectives again coordinated the work of the Section with that of other Community funds (CSI), supplementing normal contacts between the various departments. Particularly close collaboration has been organized, in particular, for the preparation and implementation of the integrated measures: integrated development programmes, the integrated operations and the Integrated Mediterranean Programmes, including preparatory actions.

#### 1.2.4 Budgetary matters

##### (a) Funds appropriated and nature of expenditure

Article 6 of Regulation (EEC) No 729/70 originally established an annual allocation for the Section. This Regulation was amended in 1979 by Regulation (EEC) No 929/79, which introduced commitment appropriations on a five-yearly basis, the first five-year period to run from 1980 to 1984 inclusive. For the following five-year period, from 1985 to 1989, the Council decided on a financial package of which the part concerning non-compulsory expenditure is a figure given for guidance only. The amount was set at 5.250 million ECU for the Community of Ten, and was later raised to 6.350 million ECU<sup>2</sup> at the time of the Community's agreement to take account of the accession of Spain and Portugal, at the end of 1985.

By the end of 1987, the commitments chargeable against this amount came to 2.822 million ECU for three years, i.e. 44% of the five-year total.

As regards the nature of the expenditure, the inter-institutional agreement of 30 June 1982 led to the classification of a number of measures financed by the Section as non-compulsory expenditure within the meaning of Article 203 of the Treaty. The following measures are currently classified as involving non-compulsory expenditure:

- projects for the improvement of structures (Regulation No. 17/64/EEC)
- Article 300 of the budget,
  
- projects for the marketing and processing of agricultural products (in particular, Regulation (EEC) No 355/77,) - Article 301 of the budget,
  
- aids for training and services for farmers (Articles 9 to 12, 21 and 22 of Regulation (EEC) No 797/85) - Article 312 of the budget,
  
- - improvement of infrastructure in certain areas of Italy and the south of France (Regulation (EEC) No 1760/78) - Article 321 of the budget,

In contrast with the arrangements for the Social Fund and the ERDF, the other measures rank as compulsory expenditure.

---

<sup>1</sup>R (EEC) No 870/85, OJ L 95, 2.4.1985, p. 1

<sup>2</sup>R (EEC) No 3769/85, OJ L 362, 31.12.1985, p. 17



(b) The budget

The Section's original 1987 budget was 1.018 million ECU in commitment appropriations and 1000 million ECU in payment appropriations, including 100 million ECU entered in Chapter 100 (provisional appropriations).

However, when adopting the draft amending and supplementary budget no 1/87, the Council agreed that the 100 million ECU in Chapter 100 should help to cover the 1987 deficit. Accordingly, the relevant amount had to be kept in Chapter 100 for cancellation at the end of the year. Also, the payment appropriations were reduced by 53 million ECU by the same amending budget No 1/87. The deficit for the year also necessitated a complicated transfer arrangement concerning a number of budget headings. This transfer (No 35/87) necessitated the following adjustments for the Section:

- in the commitment appropriations for the year,
  - . increases of 46,3 million ECU,
  - . reductions of 40,6 million ECU,
  - i.e. a net increase of 5.7 million ECU;
  
- in payment appropriations for the year,
  - . increases of 59,9 million ECU,
  - . reductions of 63,5 million ECU,
  - . i.e. a net reduction of 3,6 million ECU;
  
- in payment appropriations carried over, an increase of 25 million ECU.

These operations eventually left funds available, including subsisting and carried-over appropriations, of 1.031 million ECU in commitment appropriations and of 926 million ECU in payment appropriations.

(c) Utilization of appropriations (cf. Table and Annexes)

The commitment appropriations used totalled 941 million ECU, representing 91% of the funds available, and the payment appropriations 909 million ECU, a proportion of 98%. The non-budget funds available for commitment, deriving either from projects not carried out or changes in old projects, or the revaluation in ECU of old commitments denominated in national currencies, totalled 49,4 million ECU, i.e. nearly 5% of the appropriations available for commitment.

A large number of transfers within and between Chapters enabled the appropriation utilization rate to be brought to nearly 100% for most Articles, which shows that the budget was again very tight. A case meriting particular mention is that of Article 301 (projects for marketing and processing of agricultural and fishery products), in respect of which, in addition to the allocation of the original budget, appropriations deriving from Article 324 (Portuguese programme) could be committed after transfer for the financing of additional Portuguese (20 m ECU) and Spanish (5m ECU) projects.

Nonetheless, some appropriations had not been used by the end of the year because of special circumstances. The start-up of some of the Integrated Mediterranean Programmes was hampered by teething troubles, and the commitments had to be carried over to early 1988. This was also the case for collective vineyard restructuring projects in Spain, commitments which were subject to the renewal of Regulation (EEC) No 458/80, which in fact took place only after the end of the year.

All in all, 59 million ECU in commitment appropriations were outstanding at the end of the year and 10 million ECU in payment appropriations had to be carried over.

EXECUTION IN 1987

APPROPRIATIONS		EXECUTION
<b>I. COMMITMENTS</b>		
- Appropriations from 1986	58,5	- Commitments : 940,6
- Appropriations for 1987		- Cancellations : 31,3
. original budget <sup>1)</sup>	917,7	
. transfer from other Chapters	5,7	
- Funds released	36,5	- Approp. remaining for the following year : 59,4
- Revaluation of previous commitments	+ 12,9	
- Total	1.031,3	- Total : 1.031,3
<b>II. PAYMENTS</b>		
- Appropriations from 1986		- Payments : 908,7
. sums carried over from 1986	57,6	
. transfers of appropriations carried over	25,0	
- Appropriations for 1987		- Cancellations : 7,5
. original budget <sup>1)</sup>	900,1	- Carried over to the following year : 9,9
. amending budget No 1/87	- 53,0	
. transfer to other Chapters	- 3,6	
- Total	926,1	- Total : 926,1

<sup>1</sup> Excluding provisional appropriations (100 m ECU)

2. DIRECT MEASURES

2.1. Common measures for the processing and marketing of agricultural products (Regulation (EEC) No 355/77)

2.2.1 Financing of 1987 projects

The Commission approved total assistance of 305 133 262 ECU to 926 projects. In 1986, the figure had been 372 721 507 ECU for 968 projects.

The 926 projects attracting assistance from the Section represent a total investment of 1 142 073 728 ECU, i.e. an average investment of 1 233 410 ECU per project; the average assistance per project was 329 518 ECU. Annexes 6 to 12 give details concerning the granting of assistance and the payments made under this scheme.

2.2. Measures for Mediterranean areas

1985 was the last year in which the Section was involved in the financing of special projects and programmes under rural infrastructure schemes (Regulation (EEC) No 1760/78<sup>1</sup>) and afforestation schemes (Regulation (EEC) No 269/79<sup>2</sup>).

Since 1986, these measures can be financed only under the Integrated Mediterranean Programmes (Regulation (EEC) No 2088/85<sup>3</sup>).

In 1987, 83 special projects and programmes attracted total assistance of 23,6 million ECU.

(For details see Annexes 16 to 18 and 21 to 23.

2.3. Action to improve the processing and marketing of cattlefeed in Northern Ireland (Regulation (EEC) No 1943/81(4))

In 1987, decisions were approved to support 8 projects, the total assistance being 2,2 million ECU (cf. Annex 27).

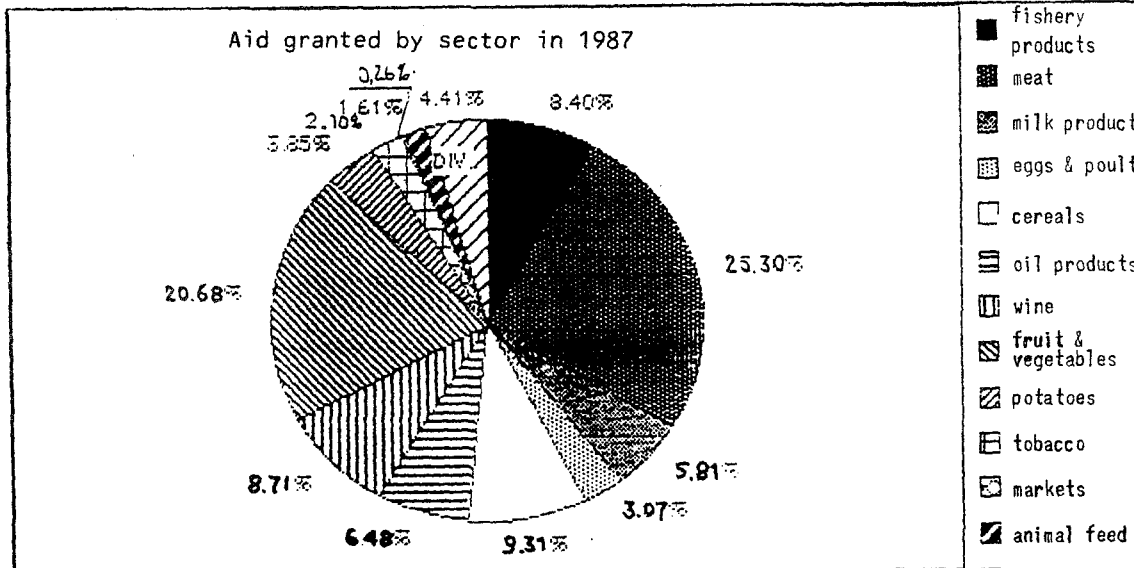
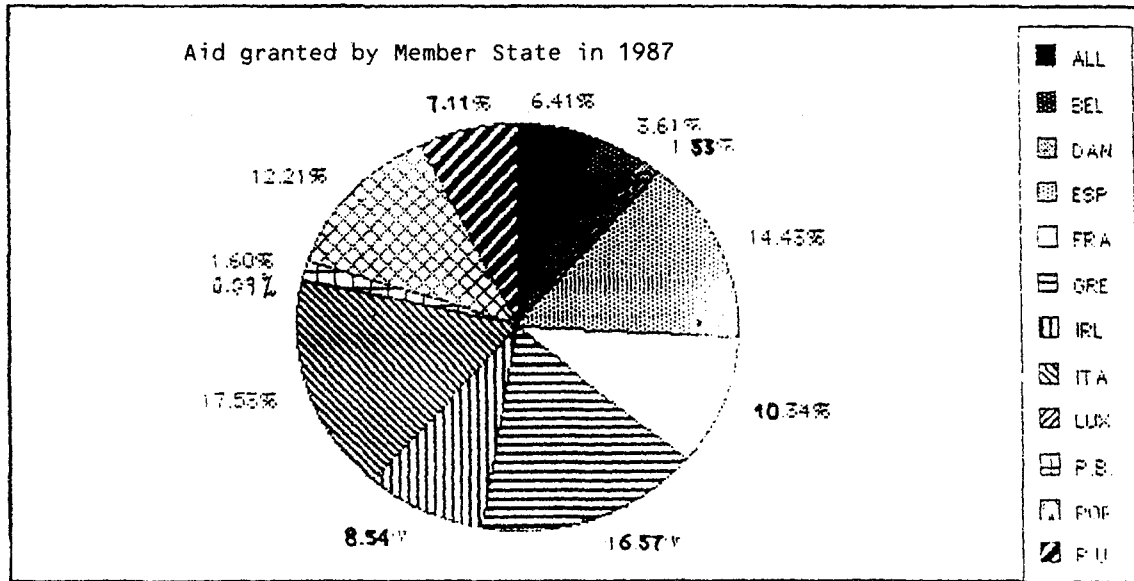
---

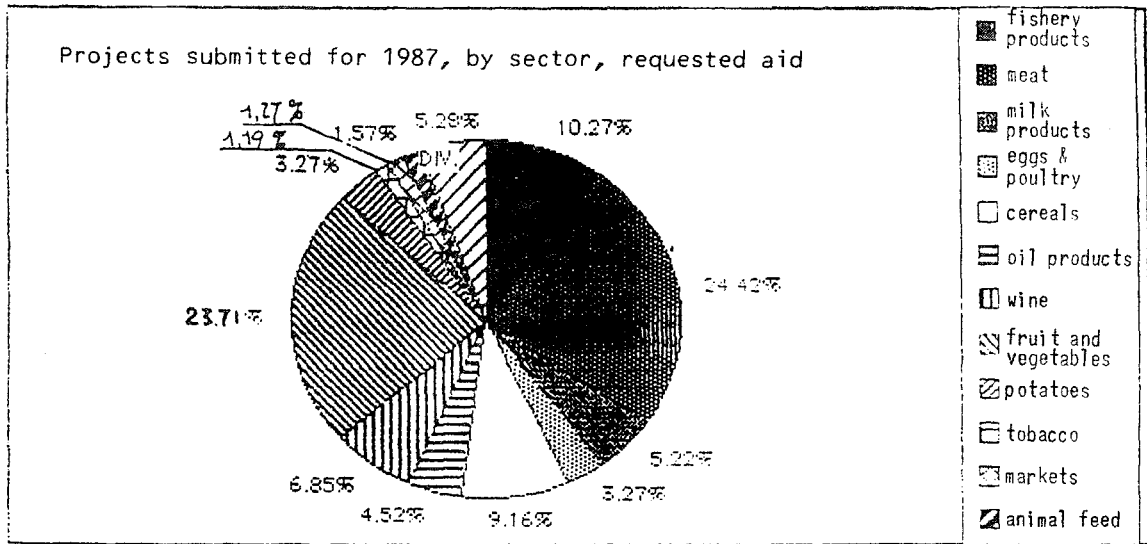
<sup>1</sup>OJ No L 204, 28.7.1978, p. 1

<sup>2</sup>OJ No L 38, 14.2.1979, p. 1

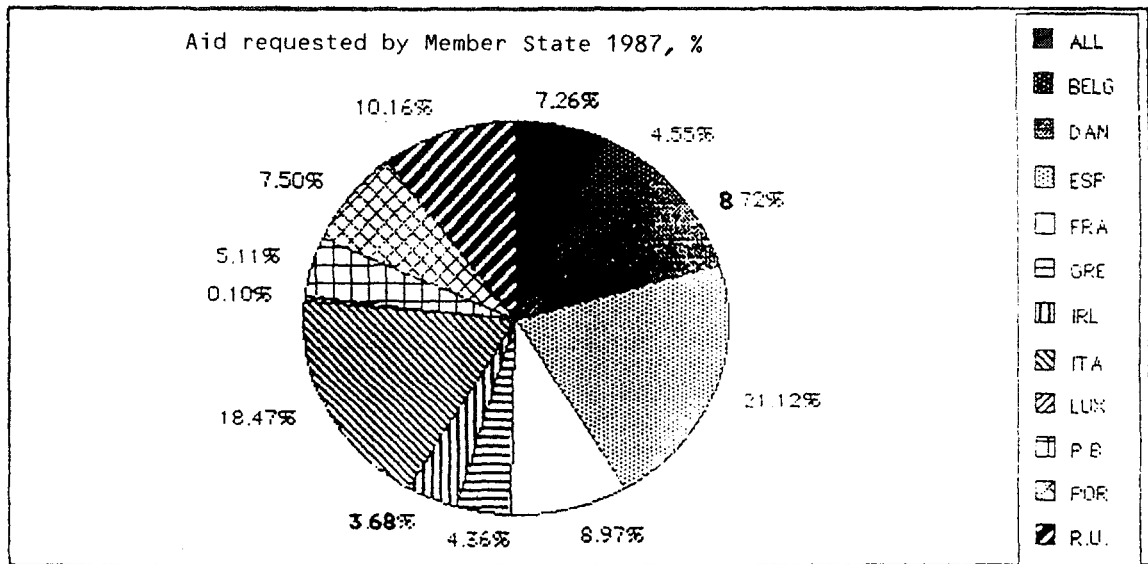
<sup>3</sup>OJ No L 197, 27.7.1985, p. 1

<sup>4</sup>OJ No L 197, 20.7.1981, p.23





(cf Annexe 10)



2.4. Integrated development for less-favoured areas in Belgium  
(Regulation (EEC) No 1941/81<sup>1</sup>)

In 1987, new decisions were taken for the award of aid in connection with integrated development in Belgium.

The aid award decisions concerned five projects, involving a total contribution of 0,2 million ECU (cf. Annexes 31 and 32).

2.5. Action for less-favoured areas in Germany (Regulation (EEC) No 1938/81<sup>2</sup>)

A set of decisions in this connection was adopted in 1987 in respect of 15 projects involving investments of 10.9 million ECU. The assistance totalled 3,3 million ECU (cf. Annexes 25 and 26).

2.6. Restructuring of vineyards (Regulation (EEC) No 458/80<sup>3</sup>)

Aid decisions covered 115 projects (79 in Spain, 5 in France, 24 in Italy and 7 for Germany) with assistance of 29,5 million ECU (cf. Annex 24).

2.7. Action concerning collective irrigation operations in Greece  
(Regulation (EEC) No 2968/83<sup>4</sup>)

The Regulation expired in December 1985. From 1986 onwards, this scheme can be financed under the relevant IMP (Regulation (EEC) No 2088/85<sup>5</sup>). (cf. Annex 29).

2.8. Management problems - agriculture projects <sup>6</sup>

(a) Projects not executed

In 1987, 36 beneficiaries declined some or all of the aid granted. This left the following amounts available for re-use:

Germany	0,56 m ECU	Italy	0,91 m ECU
France	0,89 m ECU	Ireland	3,01 m ECU
Greece	5,86 m ECU	Netherlands	0,06 m ECU
Denmark	0,18 m ECU	United Kingdom	1,96 m ECU

<sup>1</sup> OJ No L 197, 20.07.1981, p. 13

<sup>2</sup> OJ No L 197, 20.07.1981, p. 1

<sup>3</sup> OJ No L 57, 19.02.1980, p. 27

<sup>4</sup> OJ No L 293, 25.10.1983, p. 5

<sup>5</sup> OJ No L 197, 27.07.1985, p. 1

<sup>6</sup> including projects for the processing of fishery products financed under Regulation (EEC) No 355/77

Pursuant to Regulations (EEC) Nos 355/77 and 1760/78, the Commission cancelled or reduced aid granted to 4 beneficiaries who had not started work within two years of notification of the relevant decision. This released for re-use:

France	0,49 m ECU	United Kingdom	0,38 m ECU
--------	------------	----------------	------------

(b) Projects costing less than expected

In 1987, 24 550 069,75 ECU (of which 12 229 589,75 ECU were re-usable and 12 320 480,00 ECU were not) were withheld from beneficiaries who had carried out certain projects with eligible expenditure falling short of estimates.

(c) Projects carried out without proper compliance with stipulated conditions

In 1987, the Commission cancelled, or reduced the aid granted to 5 French projects, 2 German projects, 1 Luxembourg project and 2 United Kingdom projects, financial or other requirements not having been properly complied with. Accordingly, an amount of 779 295,09 ECU is to be cancelled after reimbursement. An amount of 311 956,09 ECU (projects under Regulation (EEC) No 355/77) is re-usable immediately and an amount of 525 727,26 ECU will be re-usable on reimbursement.

The rate at which aid payments are settled continued to improve. However, the settlement of the last projects financed before 1982 remains slow and difficult, although these projects are being systematically followed up. France, Ireland, Italy and the Netherlands are the main countries concerned. Special attention has been given to the 2 new Member States, whose rate of settlement of projects financed remains very low.



STATEMENT OF UNCLAIMED AWARDS, BY PERCENTAGE, BY YEAR, GRANTED UNDER  
REGULATION (EEC) No 355/77 AS AT 31.12.1987

MEMBER STATE	1978	1979	1980	1981	1982	1983	1984	1985	1986	1987
BELGIQUE/BELGIE	0	0	0	4,4	3,2	6,6	18,1	43,6	35,5	86,1
DANEMARK	0	0	0	1,8	0	5,2	15,1	16,6	38,8	91,2
DEUTSCHLAND	0	0	0	2,0	8,1	12,5	16,3	24,7	56,6	91,4
ELLAS	-	-	-	2,8	0	22,3	43,4	85,9	97,6	98,1
ESPANA	-	-	-	-	-	-	-	-	93,4	100,0
FRANCE	1,6	1,9	6,0	2,9	8,6	11,1	28,5	49,4	68,3	90,6
IRELAND	0,9	3,2	0	6,5	8,5	32,5	42,7	53,2	78,0	90,0
ITALIA	0,5	3,4	0,5	0,9	6,1	11,1	49,6	70,3	81,0	99,0
LUXEMBOURG	0	0	0	0	0	2,2	1,9	21,0	-	100,0
NEDERLAND	0	5,2	2,5	0	2,3	8,0	15,7	36,0	50,2	61,1
PORTUGAL	-	-	-	-	-	-	-	-	87,2	98,1
UNITED KINGDOM	2,6	0	0	1,3	7,5	11,3	35,0	49,9	53,7	95,5
TOTAL	0,8	2,3	1,6	2,2	6,4	15,1	37,6	62,3	79,5	95,4

3. INDIRECT MEASURES

Data relating to the financing of indirect measures are given in the tables listed below: socio-structural directives and Regulation (EEC) No 797/85 on the improving of the efficiency of agricultural structures (Titles I, II, and VII): Annexes 38 to 40.

- Directive 75/268/EEC on mountain and hill farming and farming in certain less-favoured areas and Directives 78/627/EEC and 79/173/EEC on the restructuring and conversion of vineyards and irrigation in Corsica: Annex 41;
- Directive 79/174/EEC and 78/628/EEC concerning flood protection in the Hérault Valley and drainage in Ireland, and Regulation (EEC) No 797/85 on the improvement of the efficiency of agricultural structures, Title III: Annex 42.
- Regulations (EEC) Nos 1820/80, 1054/81 and 270/79 on the development in the West of Ireland, the development of beef production in Ireland and the development of agricultural advisory services in Italy, and Regulation (EEC) No 797/85 on the improvement of the efficiency of agricultural structures, Title VI: Annex 43.
- Regulations (EEC) Nos 1939/81, 1941/81 and 3606/86, Directive 79/197/EEC on integrated development for the Western Isles, less-favoured areas of Northern Ireland, emergency action to assist less-favoured areas in Ireland and the drainage programme for catchment areas in Ireland and Northern Ireland: Annex 44;
- Regulation (EEC) No 1940/81 and 1944/81, Directive 81/527/EEC on an integrated development programme for the department of Lozère, cattle farming in Italy and agriculture in the French overseas departments : Annex 45
- Regulation (EEC) No 1975/82 concerning agricultural development in certain regions of Greece, Regulation (EEC) No 2966/83 on dissemination of farming advice in Greece, and Regulation (EEC) No. 2088/85 on Integrated Mediterranean Programmes (IMP for Crete): Annex 46;
- Producers' groups and their associations (Regulation (EEC) No 1360/78), producers' groups for fruit and vegetables and cotton (Regulations (EEC) Nos 1035/72 and 389/82): Annex 47;
- Premiums for the definitive abandonment of certain areas under vines (Regulation (EEC) No 777/85: Annex 47;
- milk non-marketing premiums (Regulation (EEC) No 1078/77): Annex 48;
- Action to assist Community citrus fruit growers (Regulations (EEC) Nos 2511/69 and 1204/82): Annex 49;

- Fish producers' groups (Regulation (EEC) No 3796/81):  
Annex 50;
  - Abandonment of areas under vine and replanting rights  
(Regulation (EEC) No 456/80) and restructuring of vineyards  
(Regulation (EEC) No 458/80: Annex 51);
- (d) Advance payments available, used, carried over and made in  
1987: Annex 52;
- (e) Explanatory notes concerning payment applications pending:  
Annex 53.

4. VERIFICATION AND IRREGULARITIES

For the purposes of the checks to be made prior to the payment of aid from the Section, the documents specified in the rules governing each scheme must be forwarded to the Commission in every case.

These documents, which are sent either via the Member States (for direct measures) or by the Member State (for indirect measures), must include not only the evidence enabling the eligibility of expenditure to be checked but also certificates issued by the relevant Member State showing that its authorities have inspected and endorsed such evidence.

Thus, the verification work at Community level is concentrated on these documents. When appropriate, individual vouchers are sent by the Member States for further verification of expenditure.

On-the-spot inspections are carried out either to check that proper and effective administrative measures are taken at national level or to investigate cases which are doubtful or raise special problems.

In addition to this work, seminars are held for the national civil servants to familiarize them with Community procedures.

4.1 Verification of direct measures

(a) Verification of payment applications

This work revealed that in 592 cases, the figures supplied were not sufficient to justify the payments applied for, and additional information was needed.

Overall, 38% of the payment applications prompted requests for further information -i.e. 45% for Ireland, 59% for France, 40% for Italy, 56% for Denmark, 51% for Greece, 35% for the United Kingdom, 23% for the Netherlands, 8% for Belgium, 29% for Germany, 50% for Luxembourg, 32% for Spain and 6% for Portugal.

Also, in 81 cases, the replies received still proved deficient, and further requests for additional information had to be sent, in 33 cases for France, 35 for Italy, 3 for Ireland, 7 for the United Kingdom and 1 each for Germany, the Netherlands and Portugal.

The percentage of cases in respect of which further information had to be requested again increased, rising from 34% in 1984, (29% in 1985) to 35% in 1986 and 38% in 1987.

For Italy, the percentage is heavily influenced by the situation as regards regional projects (Regulations (EEC) Nos 1760/78 and 269/79). For France, where the percentage is the highest, the problem has been due to deficiencies in proper follow-up monitoring at national level. An improved inspection system is being prepared, following the problems that have arisen in the past.

The number of requests for additional information justifies the number of on-the-spot inspections made. On the occasion of these inspections, training work for national officials is organized.

(b) On-the-spot inspections

Only 20 such inspections took place: 10 in France, 4 in Greece, 5 in Ireland and 1 in Belgium.

4.2. Recovery of payments

Of the 14 recovery orders made in 1987 (1 736 860 ECU), 2 concerned Regulation (EEC) No 17/64, 10 Regulation (EEC) No 355/77, one Regulation (EEC) No 269/79 and one Regulation (EEC) No 1760/78.

Three recovery orders concerned Germany, 7 France, 2 Italy, 1 Ireland and 1 the United Kingdom.

The claims still not reimbursed at 31.12.1987 concerned, for 1984, 1 French project (7 124 ECU) 1 Italian project (29 144 ECU); and for 1985, 2 French projects (824 896 ECU), 1 Italian project (73 115 ECU); and for 1986; 2 Italian projects (68 051 ECU) and 2 British projects (110 712 ECU); and for 1987; 3 German projects (1 215 746 ECU), 2 French projects (15 294 ECU) and 1 Italian project (337 462 ECU).

4.3 Verification of indirect measures

4.3.1 In 1987, the total number of decisions on reimbursements and advance payments was 96, but individual files and other data relating to a further 3 303 beneficiaries also had to be scrutinized.

#### 4.3.2 On-the-spot inspections

##### Directive 72/159/EEC - modernization of farms

##### GREECE

As Directive 72/159/EEC has been replaced by Regulation (EEC) No 797/85 on the improvement of the efficiency of agricultural structures, compliance with the Community rules laid down in this Directive had to be verified in the nomos Biotia, at Livadia and Agios Dimitrios before the old system ran out and before the final reimbursements.

- It was found that despite fairly detailed Greek legislation complying with Community Regulations, a number of implementation problems are still outstanding, in particular the follow-up of vocational training, which unqualified farmers must acquire under Greek legislation, and the maximum aid limits to be complied with.

##### GERMANY

Under Articles 13 and 19 of the Directive, relating to consolidation and irrigation operations, areas in Bavaria and North-Rhine-Westphalia were inspected. The inspections concerned seven selected projects in these two Länder.

Although Community rules have been complied with and administrative implementation raises no problems, the very strict terms and the very limited eligible amounts meant that the EAGGF contribution was very small (between 1 and 3% of total cost).

In view of the EAGGF's marginal contribution and the administrative work required at all levels to obtain this assistance, it was felt that this type of aid should not be included in Regulation (EEC) No 797/85 on the improvement of the efficiency of agricultural structures.

##### LUXEMBOURG

Under the Directive, application of the restrictions laid down by Regulations (EEC) Nos 1945/81 and 1946/81 on investments in the dairy and pigmeat sectors was verified. This verification followed up checks made in the previous year, in a number of Member States, in the same sectors.

It was found that the questions and interpretations made are of the same type as those already noted in the other Member States (see p. 17 of the Sixteenth Financial Report, 1986).

Directive 75/268/EEC on mountain and hill-farming and farming in certain less-favoured areas

LUXEMBOURG

Inspectors were sent to the Rural Economics Department at Luxembourg and to the Wine Institute at Remich.

In accordance with the Annex to Directive 75/264/EEC, which defines the less-favoured area within the meaning of Article 3(4) of Directive 75/268/EEC in Luxembourg, this area includes the cantons of Grevenmacher and Remich, excepting the wine-growing zone.

The purpose of the visit was to check proper demarcation of the wine zone to ensure that it was not being treated as less favoured.

It was found that under the relevant Luxembourg legislation on wine-growing zones, determining specific criteria for the demarcation of the wine growing region, land maps had been established on the basis of specific parcels, so that a distinction between the less-favoured area and the wine-growing zone is properly made.

Regulation (EEC) No 797/85 - improvement of the efficiency of agricultural structures

LUXEMBOURG

A check was made to verify the application of Articles 4 and 7 concerning aids to investments, original aids to investments for young farmers and aids to young farmers setting up.

Application of Article 15 concerning compensatory allowances was also checked. This last point entailed no particular comments, as the arrangements laid down under Directive 75/268/EEC have been renewed.

As regards the aids granted under Articles 4 and 7, a number of questions of basic interpretation concerning vocational qualifications, time of first setting up and limits to be referred to for the investments were settled, while for a few other specific questions, a more thorough review will be required.

GERMANY

Inspections were made at Münster and Bonn, North-Rhine-Westphalia, and at Munich and Weilheim, Bavaria. The aim of the first inspection was to verify the application of this Regulation. The arrangements concerning the improvement plans have already been applied by Germany since March 1984, under Directive 84/140/EEC.

The inspection showed that in comparison with the old development plans the number of small investment projects had increased sharply, and, at the same time, the number of large projects had been restricted by the "national prosperity limit" (income of DM 65 000 per year). Thus, one of the objectives of Regulation (EEC) No 797/85 has been achieved.

It was found that some of the measures provided for in Regulation (EEC) No 797/85 had not yet been incorporated into regional legislation (e.g. Articles 10 to 12) and that other measures already existing (Directives 72/161/EEC and 75/268/EEC) have been taken over along similar lines.

Directive 79/173/EEC - improvement and guidance of collective irrigation operations

CORSICA - FRANCE

The purpose of the on-the-spot inspection was to ensure compliance with Directive 79/173/EEC and to review execution of the programme.

As Directive 79/173/EEC expired on 31 December 1985 and the work then came under Regulation (EEC) No 2088/85 on the Integrated Mediterranean Programmes (IMP) on 1 January 1986, it was also important to verify that the change between the two sets of legislation had been carried through properly.

As for the irrigation programme under Directive 79/173/EEC, the progress of execution was found to be very disappointing (28% of physical implementation and 18.5% of financial execution) because of administrative organizational difficulties and the lack of national funds.

Following the reorganization of administrative structures, the allocation of national funds and a downward review of the objectives vis-à-vis the preceding programme, there has still been no substantial improvement in the execution of the irrigation measures in the first two years of application of the IMP programme (1986-88). Thus, a special effort is needed in the last year of the programme to achieve the objectives.

Regulation (EEC) No 2966/83 - Development of agricultural information services

GREECE

On-the-spot checks were needed to review the application of the Regulation, which is for two years only, and to explore the outlook for extending the work from 1986 onwards under the IMP: neither the number of instructors nor the amounts disbursed correspond with the estimates in the programme.

For fuller information on implementation in detail, the Greek authorities were asked to give a full and detailed review of the execution of the programme during 1984 and 1985. Also, a number of problems concerning the eligibility of expenditure are being examined for which additional supporting documentation is to be sent in by the Ministry of Agriculture in Athens.

Regulation (EEC) No 456/80 - Premium for abandonment of wine growing

GREECE

The Ministry of Agriculture in Athens and the Directorate for Agriculture in Patras were visited to check that the rules in Regulation (EEC) No 456/80 were properly implemented before transition to the conditions under Regulation (EEC) No 777/85.

Although, in general, the administrative execution of Regulation (EEC) No 456/80 is satisfactory, some problems call for a solution in the future (e.g. identification of parcels, average yield and checks of the regional department by the national department in Athens).

Regulation (EEC) No 777/85 - Premiums for the definitive abandonment of certain areas under vines for the 1985/86 to 1989/90 wine years

FRANCE - CORSICA

The on-the-spot check, carried out at the ONIVINS regional delegation in Bastia was designed to verify the proper implementation of operations in accordance with the provisions of the Regulation.

Overall, the work, both as regards implementation of application and checking procedures and as regards accountancy, is satisfactory. The additional incentive for wine-growers prepared to stop wine-growing altogether (Article 2(2)) has attracted ample take-up.

However, some questions need more detailed review (reduced replanting rights, maximum premiums).



Regulation (EEC) No 2511/69 - Improvement in the production and marketing of Community citrus fruit

FRANCE - CORSICA

The on-the-spot check was carried out at the Departmental Directorate for Agriculture in Bastia, and concerned the second Corsican citrus fruit plan, endorsed by the Commission on 21 November 1983 pursuant to Regulation (EEC) No 1204/82, amending Regulation (EEC) No 2511/69.

Execution of the work set out in the citrus fruit plan is satisfactory. As a result of the two year carryover for the execution of the plan (Regulation (EEC) No 3130/86), operations can be carried out on schedule.

Regulation (EEC) No 1035/72, Article 14 - Fruit and vegetables producers' groups

UNITED KINGDOM

The on-the-spot check was carried out in London at the Ministry of Agriculture, Fisheries and Food (MAFF) and at four producers' groups in Cambridgeshire, Essex and Cambridge itself.

It was ascertained that the start-up aid had been granted in compliance with Community requirements and that work on the administration side was satisfactory.

Regulation (EEC) No 1939/81 - Integrated development programme for the Western Isles of Scotland

UNITED KINGDOM

This work was completed on 13 May 1987 and a second check was made to verify compliance of implementation with the integrated development programme.

The Department of Agriculture and Fisheries for Scotland (DAFS), the Highlands and Islands Development Board local offices (HIDB) and a number of other local authorities on the Benbecula Islands, at Balivanich and Lewis, at Stornoway and at Inverness at the DAFS and the HIDB were visited.

It was found that the main objectives of the programme had been achieved and that in general Community requirements were complied with. However, a problem of interpretation concerning the eligibility of operating capital and working funds is still outstanding.

4.4 Irregularities

The cases of irregularities are shown in the tables in Annexes 56 to 58.

These indicate that 111 new cases were recorded in 1987, 41 of which have already been settled.

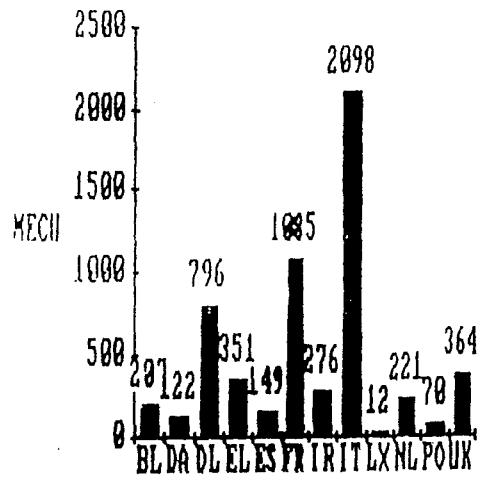
Of the total of 1 071 cases recorded, 739 or 69% have been closed and definitively disposed of.



cf ANNEX 1

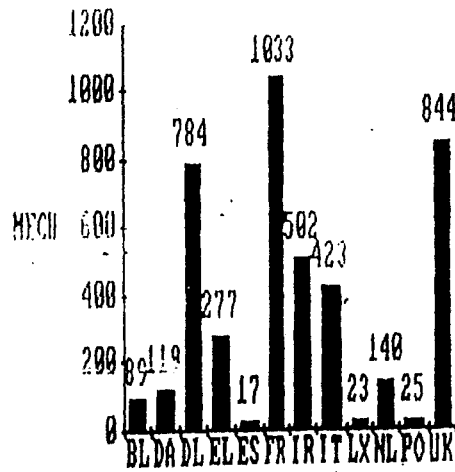
Direct measures

Grants by Member State  
up to 31 December 1987



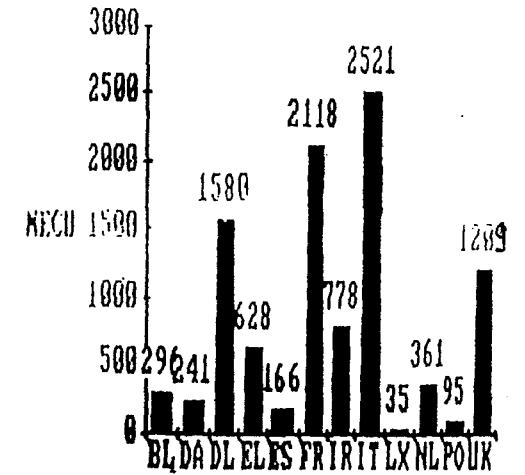
Indirect measures

Grants by Member State  
up to 31 December 1987



Total

by Member State  
up to 31 December 1987

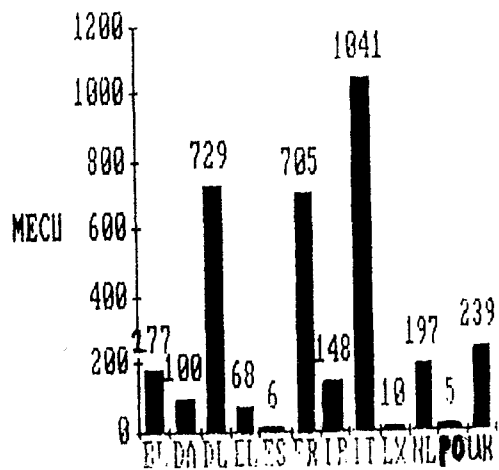




cf ANNEX 2

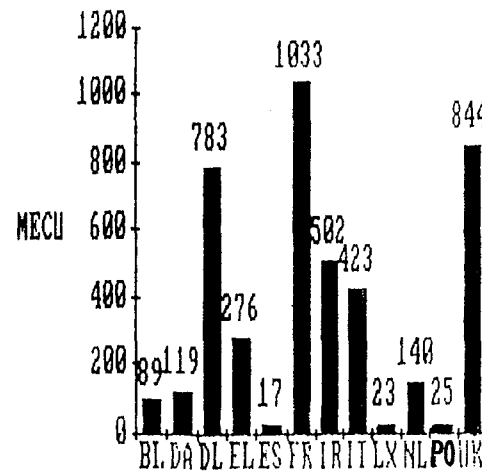
Direct measures

Payments by Member State  
up to 31 December 1987



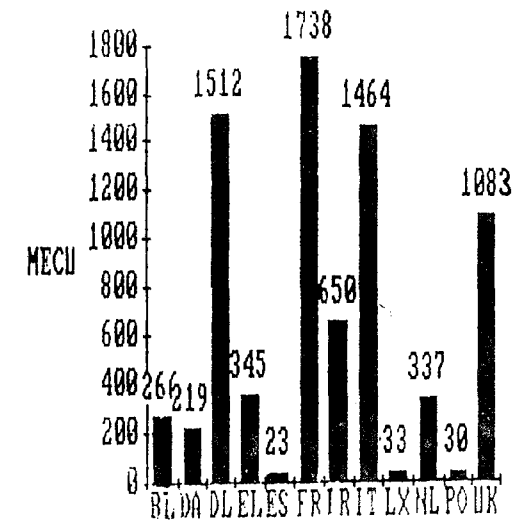
Indirect measures

Payments by Member State  
up to 31 December 1987



Total

Payments by Member State  
up to 31 December 1987

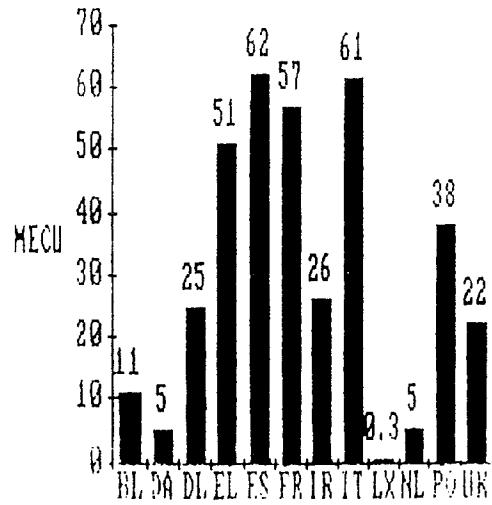




ef ANNEX 3

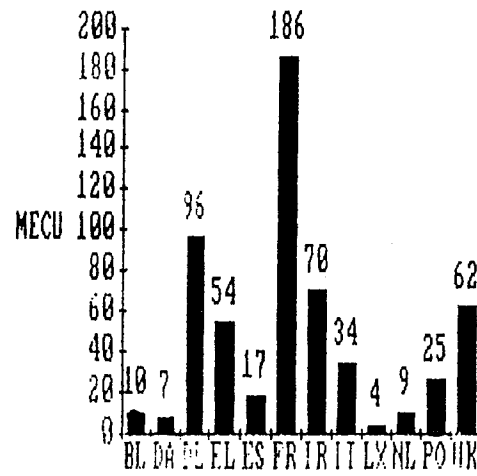
Direct measures

Aid granted by Member State  
1987



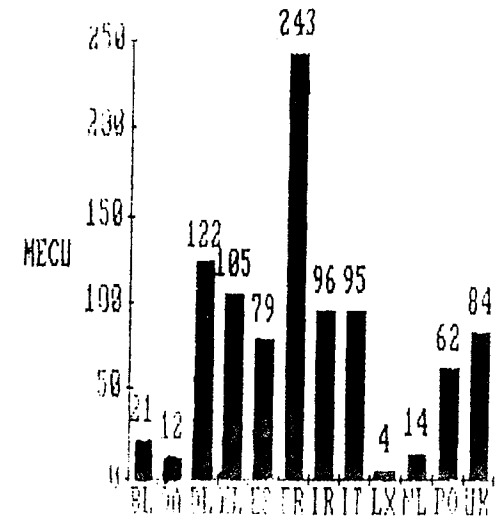
Indirect measures

Aid granted by Member State  
1987



Total

Aid granted by Member State  
1987





## ANNEX 4

DIRECT MEASURES

Aid payments from 1 January to 31 December 1987

('000 ECU)

REGULATION:	BELGIQUE/ BELGIE	DANMARK	DEUTSCHLAND	ELLAS	ESPAÑA	FRANCE	IRELAND	ITALIA	LUXEM- BOURG	NEDER- LAND	PORTUGAL	UNITED KINGDOM	TOTAL
17/64	274	-	-	-	-	-	124	177	537	-	-	-	1.112
355/77	8.713	8.794	23.879	21.142	4.304	38.502	16.697	58.622	412	8.200	3.649	18.036(1)	210.950(2)
1760/78	-	-	-	-	-	4.637	-	14.305	-	-	-	-	18.942
269/79	-	-	-	-	-	4.603	-	13.014	-	-	-	-	17.617
1362/78	-	-	-	-	-	-	-	25.508	-	-	-	-	25.508
1943/81	-	-	-	-	-	-	-	-	-	-	-	791	791
1938/81	-	-	7.298	-	-	-	-	-	-	-	-	-	7.298
1941/81	224	-	-	-	-	-	-	-	-	-	-	-	224
2968/83	-	-	-	2.623	-	-	-	-	-	-	-	-	2.623
1852/78	-	-	-	95	-	214	25	541	-	339	-	107	1.321
2908/83	2.279	3.279	3.952	2.549	1.485	9.057	4.202	7.885	-	1.084	1.705	6.620	44.097
TOTAL I	11.490	12.073	35.129	26.409	5.789	57.013	21.048	120.052	949	9.623	5.354	25.554	330.483
<u>INDIRECT MEASURES</u>													
Payments from 1 January to 31 December 1987													
TOTAL II	9.630	6.934	97.111	54.217	16.898	189.292	70.192	34.704	3.575	8.867	24.628	62.144	578.192
TOTAL	21.120	19.007	132.240	80.626	22.687	246.305	91.240	154.756	4.524	18.490	29.982	87.698	908.675
I + II													

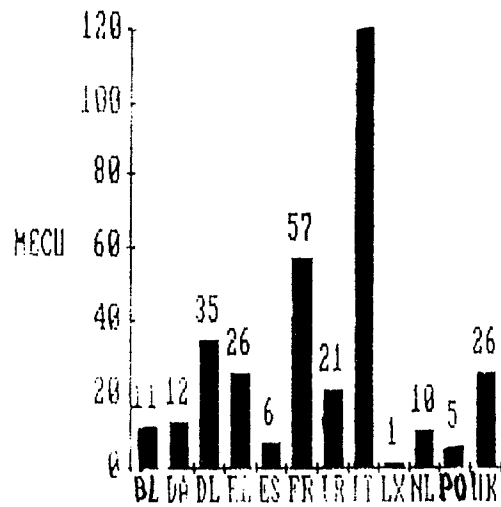
(1) Including payments under item 3010 sub-head 06 (previously item 3892)

(2) Including 27.448,38 ECU of re-usable funds (Belgium 14.371,18 and United Kingdom 13.077,20)

cf ANNEX 4

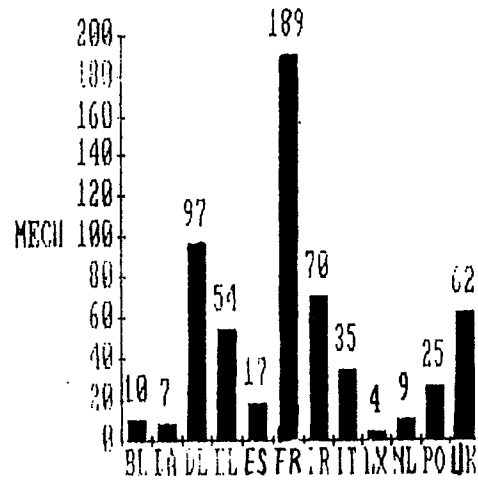
Direct measures

Payments by Member State  
1987



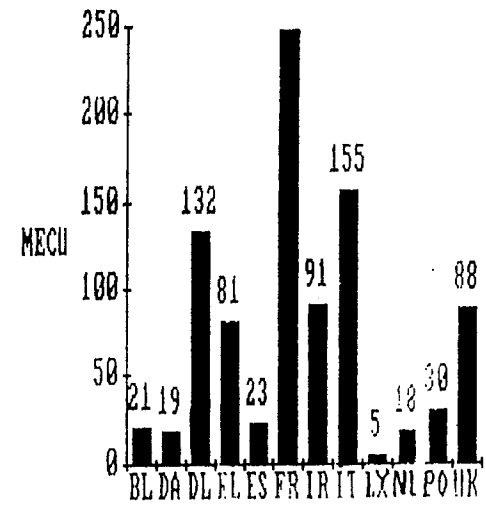
Indirect measures

Payments by Member State  
1987



Total

Payments by Member State  
1987



## INDIRECT MEASURES

Payments made in 1987 for general socio-structural measures, measures to assist less-favoured regions  
and structural measures connected with common market organizations

('000 ECU)

MEASURES 1987	BELGIQUE/ BELGIE	DANMARK	DEUTSCH- LAND	ELLAS	ESPANA	FRANCE	IRELAND	ITALIA	LUXEM- BOURG	NEDER- LAND	PORTU- GAL	UNITED KING- DOM	TOTAL	
<b>I. General socio-structural</b>														
Dir. No 72/159/EEC	3100	6.787	5.486	26.363	3.247	-	32.210	13.440	7.094	333	8.748	-	18.892	122.600
Reg. (EEC) No 797/85 (art. 4, 7, 20)	3100	85	519	3.092	752	-	6.100	493	-	379	-	120	1.260	12.800
Dir. No 72/160/EEC	3110	25	-	699	-	-	224	6	-	-	61	-	8	1.023
Dir. No 72/161/EEC	3120	-	-	41	-	-	4.281	69	-	-	-	-	-	4.391
Reg. (EEC) No 797/85 (art. 9 - 12, 21, 22)	3120	129	901	920	126	-	161	200	279	-	-	-	581	3.297
<b>TOTAL I</b>		7.026	6.906	31.115	4.125	-	42.976	14.208	7.373	712	8.809	120	20.741	144.111
<b>II. To assist less-favoured regions</b>														
Dir. No 75/268/EEC )	3200	105	-	82	2.414	-	34.804	12.784	14.594	-	57	-	-	64.840
Reg. (EEC) No 797/85 )	3200	2.459	-	65.343	11.576	10.040	34.110	32.049	-	2.859	-	-	37.396	195.832
Reg. (EEC) No 270/79 )	3220	-	-	-	-	-	-	-	323	-	-	-	-	323
Reg. (EEC) No 1944/81 )	3220	-	-	-	-	-	-	-	1.485	-	-	-	-	1.485
Dir. No 79/173/EEC )	3220	-	-	-	-	-	-	-	-	-	-	-	-	-
Dir. No 79/174/EEC )	3220	-	-	-	-	-	1.673	-	-	-	-	-	-	1.673
Reg. (EEC) No 1940/81 )	3220	-	-	-	-	-	870	-	-	-	-	-	-	870
Dir. No 81/527/EEC )	3220	-	-	-	-	-	6.497	-	-	-	-	-	-	6.497
Reg. (EEC) No 78/628/EEC )	3220	-	-	-	-	-	-	-	-	-	-	-	-	-
Reg. (EEC) No 2195/81 )	3220	-	-	-	-	-	-	2.270	-	-	-	-	-	2.270
Dir. No 79/197/EEC )	3220	-	-	-	-	-	-	301	-	-	-	-	973	1.274
Reg. (EEC) No 1820/80 )	3220	-	-	-	-	-	-	8.462	-	-	-	-	-	8.462
Reg. (EEC) No 1054/81 )	3220	-	-	-	-	-	-	109	-	-	-	-	76	185
Reg. (EEC) No 1939/81 )	3220	-	-	-	-	-	-	-	-	-	-	-	1.992	1.992
Reg. (EEC) No 1942/81 )	3220	-	-	-	-	-	-	-	-	-	-	-	-	-
Reg. (EEC) No 1975/82 )	3220	-	-	-	20.563	-	-	-	-	-	-	-	-	20.563
Reg. (EEC) No 2966/82 )	3220	-	-	-	-	-	-	-	-	-	-	-	-	-
Reg. (EEC) No 3828/85 )	3240	-	-	-	-	-	-	-	-	-	-	-	23.078	23.078
Reg. (EEC) No 2088/85 )	3220	-	-	-	6.678	-	986	-	-	-	-	-	-	7.664
<b>TOTAL II</b>		2.564	-	65.425	41.231	10.040	78.940	55.975	16.402	2.859	57	23.078	40.437	337.008
<b>III. Structural connected with common market organizations</b>														
Reg. (EEC) No 1360/78 )	3300	-	-	-	27	-	-	-	-	-	-	-	-	27
Reg. (EEC) No 1035/72 )	3300	15	-	-	241	-	647	-	1.306	-	-	-	893	3.102
Reg. (EEC) No 389/82 )	3300	-	-	-	1.050	-	-	-	-	-	-	-	-	1.050
Reg. (EEC) No 1078/82 )	3310	25	28	94	-	-	39	9	-	4	1	-	7	19
Reg. (EEC) No 456/80 )	3320	-	-	-	312	-	4.597	-	-	-	-	-	-	4.909
Reg. (EEC) No 777/85 )	3320	-	-	-	2.711	6.858	54.321	-	-	-	-	-	-	63.890
Reg. (EEC) No 457/80 )	3320	-	-	-	-	-	-	-	-	-	-	-	-	-
Reg. (EEC) No 458/80 )	3320	-	-	663	-	-	2.831	-	635	-	-	-	-	4.129
Reg. (EEC) No 895/85 )	3320	-	-	-	-	-	-	-	-	-	-	-	-	-
Dir. No 78/627/EEG )	3320	-	-	-	-	-	2.904	-	-	-	-	-	-	2.904
Reg. (EEC) No 2511/69 )	3330	-	-	-	4.520	-	2.037	-	8.988	-	-	-	-	15.545
Reg. (EEC) No 2239/86 )	3320	-	-	-	-	-	-	-	-	-	1.430	-	-	1.430
<b>TOTAL III</b>		40	28	569	8.861	6.858	67.376	9	10.929	4	1	1.430	900	97.005
<b>TOTAL I + II + III</b>		9.630	6.934	97.109	54.217	16.898	189.292	70.192	34.704	3.575	8.867	24.628	62.078	578.124
<b>IV. Fishery measures</b>														
Reg. (EEC) No 3796/81 )	461	-	-	2	-	-	-	-	-	-	-	-	66	68
<b>TOTAL I + II + III + IV</b>		9.630	6.934	97.111	54.217	16.898	189.292	70.192	34.704	3.575	8.867	24.628	62.144	578.192
<b>V. Financed under chapter 38 of the budget</b>														
Reg. (EEC) No 2969/83 )	386	-	-	-	-	-	-	-	-	-	-	-	-	-
<b>GRAND TOTAL</b>		9.630	6.934	97.111	54.217	16.898	189.292	70.192	34.704	3.575	8.867	24.628	62.144	578.192

## ANNEX 6

## DIRECT MEASURES

Regional breakdown by Member State of projects financed by the Guidance Section  
Regulation (EEC) No 355/77 - Year 1987

('000 ECU)

BELGIQUE/BELGIE		DANMARK		DEUTSCHLAND		FRANCE		ELLAS		ESPANA													
Region	Num- ber	Aide granted:	Regions of	Num- ber	Aid granted:	Regions of	Num- ber	Aid granted:	Regions of	Num- ber	Aid granted:												
:of	:	:	:pro- jects:	:of	:	:pro- jects:	:of	:	:pro- jects:	:of	:												
Flandre			Storko- benhavn	1	57	Schleswig- Holstein	3	777	ile-de- France	1	342	Nissi	1	128	Galicia	22	5.293						
Orientale																							
Oost-	6	1.453																					
Vlaan- deren			Ost for			Hamburg	-	-	Ardennes														
Flandre			Storebaelt						Picardie	4	1.270												
Occiden- tale/	11	3.968							Haute- Normandie	1	112	Ditiki	5	1.531									
West-																							
Vlaan- deren			Vest for	24	3.505				Centre	2	408												
Anvers/	4	1.036							Basse- Normandie	3	1.041	Palopo- nissos	15	9.343	Navarra	9	1.654						
Antwerpen			Storebaelt			Nordrhein- Westfalen	12	2.133	Bourgogne	4	1.938				Rioja	5	658						
Limbourg/	3	885							Nord-Pas- de-Calais	3	938	Thraki	2	10.608									
Brabant	4	928							Alsace	3	706	Anatoliki	3	1.277									
Hainaut/	5	703							Lorraine	-	-	Makedonia											
Henegou- wen																							
Namur/	3	374							Pays-de- la-Loire	5	3.283	Makedonia											
Namen																							
Liège/	6	1.354							Bretagne	6	5.799	Ditiki	4	468	Castilla-	21	4.563						
Lulk									Poitou-	-	-	Makedonia			Leon								
Luxem- bourg/	1	405							Charentes														
Luxembourg									Aquitaine	10	2.382	ilpiros	4	3.074	Extra- madura	10	4.004						
									Midi-	4	1.166												
									Pyrenées			Kentriki	-	-									
									Limousin	1	293				Cataluna	15	3.948						
									Rhône-	10	3.284												
									Alpes			Thessalia	5	4.687	Comunidad	21	3.049						
									Auvergne	-	-				Valencia								
									Languedoc	40	4.005	Kriti	8	8.720									
									Roussill-						Baleares	1	155						
									Provence-	21	2.202	Multi- régionaux											
									Côte						Andalucia	66	8.731						
									d'Azur														
									Corse	2	178				Murcia	7	2.019						
									D.O.M.	2	290												
									Multi-						Couta y	-	-						
															Melilla								
															Canarias	1	255						
TOTAL	43	11.106		30	4.697		59	19.711		124	31.773		67	50.924		241	44.359						
												IRELAND		ITALIA		LUXEMBOURG		NEDERLAND		PORTUGAL		UNITED KINGDOM	
Regions	Num- ber	Aide granted:	Regions of	Num- ber	Aid granted:	Regions of	Num- ber	Aid granted:	Regions of	Num- ber	Aid granted:	Regions of	Num- ber	Aid granted:	Regions of	Num- ber	Aid granted:						
Donegal	5	3.138																					
North-	1	179																					
West																							
North-	7	4.219																					
East																							
West	3	3.378																					
Midlands	3	988																					
East	4	1.219																					
Midwest	3	877																					
South-	6	5.935																					
East																							
South-	9	6.320																					
West																							
Multi- regional																							
TOTAL	41	26.253		85	53.883		2	318		23	4.930		124	37.537		87	19.642						

## ANNEX 7

## DIRECT MEASURES

Regional breakdown by Member State of projects financed by the Guidance Section  
Regulation (EEC) No 355/77 - 1978 - 1987

(x 1.000 ECU)

BELGIQUE/BELGIE			DANMARK			DEUTSCHLAND			FRANCE			ELLAS			ESPANA		
Regions	Num-	Aid	Regions	Num-	Aid	Regions	Num-	Aid	Regions	Num-	Aid	Regions	Num-	Aid	Regions	Num-	Aid
ber	granted:		ber	granted:		ber	granted:		ber	granted:		ber	granted:		ber	granted:	
of			of			of			of			of			of		
pro-			pro-			pro-			pro-			pro-			pro-		
jects			jects			jects			jects			jects			jects		
Flandre			Storko-	12	1.560	Schleswig	94	19.486	Ile-de	7	1.903	Nissl	15	7.566	Galicia	36	9.064
Orientale			benhavn			Holstein			France								
Oost-	52	9.326							Champagne	27	12.200	Anatoliki	31	29.230	Asturias	10	2.179
Vlaan-			Ost for	50	7.083	Hamburg	5	3.623	Ardennes			Starea					
deren			Storebaelt			Nieder-	108	32.987	Picardie	15	4.280				Cantabria	4	763
Flandre			ekskl.			sachsen			Normandie	32	8.505	Ditiki	23	13.918			
Occiden-			Storko-			Bremen	16	1.604	Normandie	17	7.196	Starea			Pais Vasco	15	2.632
tale/	85	16.207	benhavn						Centre	29	11.919	Pelopo-	61	46.862	Navarra	18	3.507
West-						Nordrhein	81	21.723	Basse-	19	6.832	nissos					
Vlaan-			Vest for	235	42.916	Westfalen			Normandie	30	13.839				Rioja	10	1.730
deren			Storebaelt						Bourgogne	11	11.670	Thraki	11	11.670			
Anvers/	35	7.153				Hessen	99	21.371	Nord-Pas-	9	4.134	Anatoliki	19	16.864	Aragon	19	5.211
Antwerpen			Gronland	-	-				de-Celais	16	6.392	Makedonia					
Limbourg/	18	4.146				Rheinland	81	24.630	Lorraine	9	4.134	Makedonia			Madrid	17	5.557
Limburg			Fiere	1	102	Pfalz			Alsace	16	6.392						
Brabant	29	6.546	Regioner			Baden-	434	52.773	Franchise	3	1.795						
Hainaut/	29	4.538				Wurtem-			Comté			Kentriki	45	63.395	Castilla-	34	7.167
Henegou-						berg			Pays-de-	51	23.998	Makedonia			Leon		
wen									Loire								
Namur/	8	4.467				Bayern	85	39.351	Bretagne	53	28.078	Ditiki	9	2.645	Castilla-	34	4.526
Namen						Saarland	4	2.312	Poitou-	13	5.414	Makedonia			La Mancha		
Liège/	31	5.918				Berlin	-	-	Charentes								
Lulk						(West)			Alpes	7	4.605						
Luxem-	7	1.295				Mehrere	-	-	Auvergne	7	4.605	Ipiros	22	17.775	Extra-	10	4.004
bourg/						Regionen			Languedoc	399	96.179	Kentriki	2	2.881	madura		
Luxemburg						treffend			Roussill.	177	29.937						
									Provence-	177	29.937	Multi-	8	48.927			
Multi-	3	841							Côte			regional			Andalucia	136	27.100
regional									d'Azur								
inter-									Corse	7	514				Murcia	16	5.678
regionale									D.O.M.	16	5.941				Canary	-	-
gebieden									Multi-	15	9.284				Malilla		
									regional								
TOTAL	297	60.437	298	51.661		1.007	219.860		1.172	353.349		298	307.677		456	108.794	

IRELAND			ITALIA			LUXEMBOURG			NEDERLAND			PORTUGAL			UNITED KINGDOM		
Regions	Num-	Aid	Regions	Num-	Aid	Regions	Num-	Aid	Regions	Num-	Aid	Regions	Num-	Aid	Regions	Num-	Aid
ber	granted:		ber	granted:		ber	granted:		ber	granted:		ber	granted:		ber	granted:	
of			of			of			of			of			of		
pro-			pro-			pro-			pro-			pro-			pro-		
jects			jects			jects			jects			jects			jects		
Donagal	37	15.479	Piemonte	28	14.546	Luxem-	16	2.953	Gro-	4	932	Entre	26	9.950	North	39	7.444
			Valle	6	1.842	bourg			ningon			Douro e			Yorkshire	57	10.905
North-	11	4.813	d'Aosta						Fries-	7	3.834	Minho			Lumberside		
West-			Liguria	5	4.472				land			Tras-os	21	4.236	East	67	15.643
			Lombardia	38	32.918				Drenthe	2	231	Mantes			Midlands		
North-	72	32.845	Trentino-	77	35.218				Over-	14	3.025	Beira	32	9.696	East-	74	16.410
East			Alte Adige						Ijssel			Litoral			Anglia		
			Veneto	77	37.262				Gelder-	46	6.721	Beira	11	3.164	South-East	75	16.310
West	34	18.226	Friuli-	4	8.102				land			Interior			South-West	55	11.591
			Venezia G.						Utrecht	7	1.595	Ribatejo	51	21.318	West-	37	8.950
Midlands	26	15.426	Emilia-	222	70.710				Noord-	30	10.519	e Oeste			Midlands		
			Romagna						Holland			Alentejo	22	6.488	North-West	31	6.902
East	61	19.917	Toscana	80	18.692				Zuld-	68	24.810	Algarve	12	3.266	Wales	39	7.376
			Umbria	45	18.188				Holland			Agores	8	3.324	Scotland	212	33.766
Midwest	31	9.179	Marche	62	40.090				Zeeland	27	3.685	Madeira	3	858	Northern-	117	29.818
			Lazio	103	56.859				Noord-	41	9.985				Ireland		
South-	67	28.052	Campania	28	50.535				Brabant						Multi-	2	391
East			Abruzzi	34	36.210				Limburg	16	3.701				regional		
			Molise	6	6.748				Z. I.J.	2	496						
South-	61	23.870	Puglia	48	49.854				Polders								
West			Basilicata	30	34.957				inter-	2	230						
			Calabria	42	49.466				regionale								
Multi-	4	2.401	Sicilia	60	54.562				Gebieden								
regional			Sardegna	50	38.422												
			Multi-	18	19.252												
			regional														
	404	170.208		1.063	678.905		16	2.953		266	69.764		186	62.300		805	165.506

## ANNEX 8

## DIRECT MEASURES

Improvement of marketing structures - Regulation (EEC) No 355/77 - 1987

(x 1.000 ECU)

SECTOR	BELGIQUE/BELGIE		DANMARK		DEUTSCHLAND		ELLAS		ESPAÑA		FRANCE	
	Num-ber	Aid granted	Num-ber	Aid granted	Num-ber	Aid granted	Num-ber	Aid granted	Num-ber	Aid granted	Num-ber	Aid granted
I. Milkproducts	-	-	-	-	-	-	3	2.361	28	6.124	-	-
II. Meat	25	7.481	4	964	2	4.799	6	4.809	38	9.087	10	6.918
III. Wine	-	-	-	-	10	1.567	3	3.729	18	3.559	58	5.201
IV. Fruit and vegetables	7	1.833	2	534	10	4.953	11	13.808	52	7.141	30	10.461
V. Flowers and plants	-	-	3	566	3	592	-	-	1	546	-	-
VI. Fishery products	1	525	14	936	6	1.825	2	1.548	16	4.338	8	2.342
VII. Cereals	4	307	3	122	19	2.477	12	2.942	35	5.736	4	413
VIII. Animal feed	-	-	-	-	-	-	-	-	4	1.111	-	-
IX. Seeds	1	183	-	-	3	398	1	534	4	644	9	3.702
X. Eggs and poultry	2	508	1	47	-	-	4	2.496	9	1.932	-	-
XI. Olive oil	-	-	-	-	-	-	20	15.789	32	2.659	-	-
XII. Tobacco	-	-	-	-	-	-	3	1.786	-	-	-	-
XIII. Other	3	269	3	1.528	6	3.100	2	1.122	4	1.482	5	2.736
TOTAL AID GRANTED	43	11.106	30	4.697	59	19.711	67	50.924	241	44.359	124	31.773
TOTAL INVESTMENT	-	49.490	-	44.756	-	97.488	-	117.552	-	227.381	-	139.556

SECTOR	IRELAND		ITALIA		LUXEMBOURG		NETHERLAND		PORTUGAL		UNITED KINGDOM		TOTAL	%	
	Num-ber	Aid granted	Num-ber	Aid granted	Num-ber	Aid granted	Num-ber	Aid granted	Num-ber	Aid granted	Num-ber	Aid granted			
I. Milkproducts	2	1.964	2	1.333	-	-	-	-	14	6.067	-	-	49	17.849	5,8
II. Meat	18	16.180	11	10.332	-	-	11	2.445	9	8.253	15	6.484	149	77.752	25,5
III. Wine	-	-	11	7.446	-	-	-	-	20	5.283	-	-	120	26.785	8,8
IV. Fruit and vegetables	2	906	27	10.934	-	-	4	2.019	27	7.747	18	3.228	190	63.564	20,8
V. Flowers and plants	-	-	-	-	-	-	-	-	2	150	-	-	9	1.854	0,6
VI. Fishery products	5	2.765	7	4.006	-	-	7	409	23	4.773	22	2.350	111	25.817	8,5
VII. Cereals	2	282	16	11.153	2	318	-	-	11	2.378	14	2.480	122	28.608	9,4
VIII. Animal feed	-	-	1	235	-	-	-	-	-	-	2	1.387	7	2.733	0,9
IX. Seeds	-	-	-	-	-	-	-	-	-	-	-	-	18	5.461	1,8
X. Eggs and poultry	5	2.080	2	1.289	-	-	1	57	2	181	3	853	29	9.443	3,1
XI. Olive oil	-	-	-	-	-	-	-	-	11	1.481	-	-	63	19.929	6,5
XII. Tobacco	-	-	4	4.657	-	-	-	-	-	-	-	-	7	6.443	2,1
XIII. Other	7	2.076	4	2.498	-	-	-	-	5	1.224	13	2.860	52	18.895	6,2
TOTAL AID GRANTED	41	26.253	85	53.883	2	318	23	4.930	124	37.937	87	19.642	926	305.133	100
TOTAL INVESTMENT	-	73.532	-	167.815	-	1.270	-	41.013	-	86.961	-	95.260	-	1.142.074	-

## ANNEX 9

DIRECT MEASURES  
Improvement of marketing structures - Regulation (EEC) No 355/77 - 1978 - 1987

(x 1.000 ECU)

S E C T O R	BELGIQUE/BELGIE		DANMARK		DEUTSCHLAND		ELLAS		ESPANA		FRANCE	
	Num-ber	Aid granted	Num-ber	Aid granted	Num-ber	Aid granted	Num-ber	Aid granted	Num-ber	Aid granted	Num-ber	Aid granted
I. Milkproducts	25	5.586	17	3.597	65	29.965	24	32.941	37	7.692	16	7.847
II. Meat	98	23.046	77	19.371	53	21.183	19	48.502	70	24.857	155	89.169
III. Wine	-	-	-	-	282	44.734	33	24.352	32	6.573	467	97.526
IV. Fruit and vegetables	66	15.263	18	3.241	171	42.106	81	76.336	130	30.382	320	88.031
V. Flowers and plants	3	255	14	2.887	32	8.805	3	5.258	7	1.917	8	2.743
VI. Fishery products	20	2.658	121	11.013	53	6.337	19	5.415	34	9.018	44	12.061
VII. Cereals	35	4.721	7	378	215	28.393	25	50.406	56	8.656	24	11.024
VIII. Animal feed	2	961	11	4.254	-	-	-	-	5	1.257	-	-
IX. Seeds	13	1.553	11	2.073	72	14.049	4	8.199	5	1.017	58	23.179
X. Eggs and poultry	17	2.997	10	1.150	4	1.671	14	13.025	28	8.887	3	902
XI. Olive oil	-	-	-	-	-	-	48	26.457	36	3.013	10	1.632
XII. Tobacco	-	-	-	-	1	169	25	15.093	-	-	-	-
XIII. Other	18	3.396	12	3.697	59	22.449	3	1.694	16	5.525	67	19.233
TOTAL AID GRANTED	297	60.436	298	51.661	1.007	219.861	298	307.678	456	108.794	1.172	353.347
TOTAL INVESTMENT		324.435		390.119		1.129.997		720.181		513.531		1.490.736

S E C T O R	IRELAND		ITALIA		LUXEMBOURG		NEDERLAND		PORTUGAL		UNITED KINGDOM		TOTAL	%	
	Num-ber	Aid granted	Num-ber	Aid granted	Num-ber	Aid granted	Num-ber	Aid granted	Num-ber	Aid granted	Num-ber	Aid granted			
I. Milkproducts	59	17.566	71	39.495	-	-	41	12.665	21	7.041	58	14.375	434	178.770	7,9
II. Meat	134	87.652	55	49.831	-	-	72	14.631	21	13.986	174	56.045	928	448.273	19,9
III. Wine	-	-	184	95.134	12	2.402	-	-	23	6.136	-	-	1.033	276.857	12,3
IV. Fruit and vegetables	15	7.029	354	239.340	-	-	64	22.735	48	17.302	93	14.623	1.360	556.388	24,7
V. Flowers and plants	2	356	1	2.169	-	-	16	12.049	2	150	4	586	92	37.175	1,7
VI. Fishery products	54	19.785	95	51.913	-	-	36	3.658	32	7.858	170	18.952	678	148.668	6,6
VII. Cereals	38	7.002	164	79.109	2	318	-	-	15	3.255	116	25.440	697	218.702	9,7
VIII. Animal feed	25	11.598	11	10.358	1	23	-	-	-	-	26	3.941	81	32.392	1,5
IX. Seeds	1	70	6	2.175	1	211	11	1.035	-	-	23	2.040	205	55.601	2,5
X. Eggs and poultry	44	10.826	3	2.913	-	-	26	2.988	3	573	61	12.921	213	58.853	2,6
XI. Olive oil	-	-	41	28.553	-	-	-	-	11	1.481	-	-	146	61.136	2,7
XII. Tobacco	-	-	53	57.243	-	-	-	-	1	1.983	-	-	80	74.488	3,3
XIII. Other	32	8.322	25	20.670	-	-	-	-	9	2.535	80	16.585	321	104.106	4,6
TOTAL AID GRANTED	404	170.206	1063	678.903	16	2.954	266	69.761	186	62.300	805	165.508	6.268	2.251.409	100
TOTAL INVESTMENT		569.282		2058.773		13.192		552.472		140.148		812.582		8.715.448	

## ANNEX 10

## DIRECT MEASURES

## Applications for aid by year - Guidance Section - Regulation (EEC) No 355/77 + 1943/81 - Year 1987

MEMBER STATES	Projects submitted					Projects definitely lodged				
	Total number	Number of projects withdrawn or no longer needed	Number of projects unaccepted	Number of projects not complying with conditions	Number of projects rejected owing to lack of funds	Total investment (x 1.000 ECU)	Total investment (x 1.000 ECU)	Number	Aid granted (x1.000 ECU)	Total investment (x 1.000 ECU)
BELGIQUE/BELGIE	107	3	-	-	61	104	93.909	43	11.106	49.490
DANMARK	120	-	5	-	85	120	229.869	30	4.697	44.756
DEUTSCHLAND	138	2	-	-	77	136	131.134	59	19.711	97.488
ELLAS	76	2	-	-	7	74	19.688	67	50.924	117.552
ESPANA	512	14	-	2	255	500	437.790	241	44.359	227.381
FRANCE	264	4	2	4	130	258	142.993	124	31.773	139.556
IRELAND	60	2	-	-	17	58	42.315	41	26.253	73.532
ITALIA	224	1	-	-	138	223	413.911	85	53.883	167.815
LUXEMBOURG	3	-	-	-	1	3	1.738	2	318	1.270
NEDERLAND	89	1	1	-	64	88	119.743	23	4.930	41.013
PORTUGAL	263	-	1	-	138	263	149.054	124	37.537	86.961
UNITED KINGDOM	232	11	1	-	125	221	219.907	95	21.868	100.168
TOTAL	2.088	40	10	6	1.098	2.048	2.002.051	934	307.359	1.146.982





## Situation by Member State of projects financed

Regulation (EEC) No 355/77

: MEMBER STATES :	Projects	Projects	Projects not	Projects in
:	financed	completed	carried out	progress
: BELGIQUE/BELGIE:	297	188	1	108
: DANMARK	298	227	6	65
: DEUTSCHLAND	1.007	788	26	193
: ELLAS	307	100	13	194
: ESPAGNE	456	1	-	455
: FRANCE	1.172	651	19	502
: IRELAND	404	214	26	164
: ITALIA	1.063	553	127	383
: LUXEMBOURG	16	10	1	5
: NEDERLAND	266	155	10	101
: PORTUGAL	186	-	-	186
: UNITED KINGDOM	805	492	47	266
: TOTAL	6.277	3.379	276	2.622

## Regulation (EEC) No 355/77

Rate of payment of aid granted

Payments as % of commitments

(Situation 31.12.1987)

		MEMBER STATES											
: Aid granted:	financed	BELGIQUE/	DANMARK	DEUTSCH-	ELLAS	ESPAGNE	FRANCE	IRELAND	ITALIA	LUXEM-	NEDER-	PORTUGAL	UNITED
: to projects:	in	BELGIE	:	LAND	:	:	:	:	:	BOURG	LAND	:	KINGDOM
: for the	:	:	:	:	:	:	:	:	:	:	:	:	:
: year	:	:	:	:	:	:	:	:	:	:	:	:	:
: 1978	: 1978	: (*) 94,42	: (*) 82,99	: (*) 95,50	: -	: -	: 79,68	: 72,48	: 68,24	: (*) 89,11	: (*) 82,92	: -	: 90,51
: 1979	: 1979	: (*) 94,81	: (*) 94,75	: (*) 92,03	: -	: -	: 89,14	: 76,15	: 71,52	: (*) 95,72	: 85,69	: -	: (*) 83,12
: 1980	: 1980	: (*) 99,85	: (*) 97,14	: (*) 92,12	: -	: -	: 88,43	: 88,02	: 74,24	: (*) 0,00	: 83,26	: -	: (*) 76,47
: 1981	: 1981	: 93,10	: 96,93	: 88,95	: 89,85	: -	: 92,63	: 88,91	: 74,99	: (*) 93,15	: (*) 97,20	: -	: 91,93
: 1982	: 1982	: 89,24	: (*) 92,70	: 86,93	: (*) 87,87	: -	: 87,83	: 78,21	: 66,63	: 100,00	: 97,20	: -	: 79,36
: 1983	: 1983	: 92,64	: 93,53	: 82,02	: 45,59	: -	: 80,37	: 56,47	: 77,50	: 97,03	: 89,54	: -	: 76,74
: 1984	: 1984	: 81,46	: 83,11	: 68,58	: 56,45	: -	: 67,54	: 44,49	: 46,31	: 98,10	: 83,00	: -	: 55,76
: 1984	: 1985	: 100,00	: (*) 42,52	: 100,00	: 0,00	: -	: 45,50	: 68,85	: 46,68	: -	: 54,00	: -	: 56,69
: 1985	: 1985	: 53,95	: 79,63	: 70,39	: 10,58	: -	: 49,07	: 42,09	: 27,89	: 68,75	: 64,82	: -	: 44,24
: 1986	: 1986	: 64,53	: 60,02	: 42,39	: 2,43	: 6,58	: 31,51	: 21,94	: 18,96	: -	: 46,75	: 12,80	: 42,66
: 1987	: 1987	: 13,90	: 8,84	: 8,52	: 1,95	: 0,00	: 9,45	: 9,92	: 1,05	: 0,00	: 38,92	: 1,88	: 4,29

(\*) The balance consists of renunciations and suppressions

## DIRECT MEASURES

Regional breakdown by Member State of projects financed by the Guidance Section - Regulation No 17/64/EEC - Years 1964-1979

('000 UA)

BELGIQUE/BELGIE		DANMARK		DEUTSCHLAND		FRANCE		IRELAND		ITALIA		LUXEMBOURG		NEDERLAND		UNITED KINGDOM	
Community region	Aid granted	Community region	Aid granted	Community region	Aid granted	Community region	Aid granted	Community region	Aid granted	Community region	Aid granted	Community region	Aid granted	Community region	Aid granted	Community region	Aid granted
Nord	88,146	Øst for Storebælt	10,521	Schleswig-Holstein	52,650	Région parisienne	3,106	Donegal	5,523	Nord-Ovest	31,788	Grand Duché	8,852	Koord	46,624	Scotland	35,468
Süd	43,910	Vest for Storebælt	78,371	Hamburg	2,487	Bassin parisien	58,954	North-Vest	2,939	Loeardia	31,351			Ost	23,188	North	6,963
Brabant	11,600	Grønland	1,554	Bremen	8,383	Kord	20,646	North-East	6,947	Nord Est	111,818			Vest	45,600	Northern-Ireland	26,225
Multi-regional	12,156	Multi-regional	5,831	Niedersachsen	101,595	Est	21,553	Vest	2,491	Estlia-Rosagna	91,166			Zuid-Vest	4,222	North-Vest	7,325
				Kordrhein-Vestfalen	52,281	Ovest	93,646	Midlands	1,745	Centre	106,994			Zuid	18,952	Yorkshire-Numberside	14,698
				Nessen	44,023	Sud-Ovest	48,594	East	5,485	Lazio	49,630			Multi-regional	808	Wales	4,331
				Rheinland-Pfalz	44,170	Centre Est	56,850	Midvest	4,814	Ceepania	20,024					Vest-Midlands	6,070
				Baden-Württemberg	71,881	Méditerranée	72,096	South-East	11,890	Abruzzi-Nolise	34,508					East-Midlands	6,726
				Bayern	109,728	D.O.N.	8,328	South-Vest	12,716	Sud	120,801					East-Anglia	8,906
				Saarland	815	Multi-regional	22,468	Multi-regional	18,770	Sicilia	44,995					South-Vest	5,514
				Berlin (Vest)	401					Sardegne	7,327				South-East	2,667	
				Multi-regional	15,039					Multi-regional	17,649				Multi-regional	8,749	
TOTAL	135,812		46,277		501,373		405,242		73,320		688,161		8,852		139,395		134,642

## ANNEX 14

## DIRECT MEASURES

Payments made up to 31.12.1987 (EUA) under Regulation No 17/64/EEC

: JEAR	: BELGIQUE/ : BELGIE	: DANMARK	: DEUTSCHLAND	: FRANCE	: IRELAND	: ITALIA	: LUXEMBOURG	: NEDERLAND	: UNITED : KINGDOM	: TOTAL
: 1964	: 700.945	: -	: 2.477.091	: 1.239.610	: -	: 2.402.608	: -	: 774.585	: -	: 7.594.839
: 1965	: 754.467	: -	: 4.425.619	: 2.820.969	: -	: 3.497.330	: 275.000	: 1.577.338	: -	: 13.350.723
: 1966	: 3.144.330	: -	: 9.889.277	: 7.996.439	: -	: 7.497.711	: 856.373	: 3.002.700	: -	: 32.386.830
: 1967	: 1.907.374	: -	: 6.610.007	: 4.702.851	: -	: 6.953.202	: 25.600	: 2.023.198	: -	: 22.222.232
: 1968 I	: 2.429.429	: -	: 7.478.915	: 5.825.649	: -	: 9.537.395	: 13.700	: 2.991.971	: -	: 28.277.059
: 1968 Ibis-II	: 3.984.221	: -	: 16.317.551	: 10.412.711	: -	: 11.132.848	: 800.000	: 4.480.372	: -	: 47.127.703
: 1969 I	: 463.847	: -	: 2.391.611	: 2.077.846	: -	: 1.667.638	: -	: 714.293	: -	: 7.315.235
: 1969 II-III-IV	: 8.840.837	: -	: 38.191.942	: 30.057.182	: -	: 36.501.275	: 94.550	: 11.765.713	: -	: 125.451.499
: 1970	: 8.771.656	: -	: 42.518.477	: 31.360.092	: -	: 32.371.703	: 374.867	: 11.779.967	: -	: 127.176.762
: 1971	: 11.295.372	: -	: 53.817.395	: 39.514.643	: -	: 34.746.852	: 1.696.023	: 15.184.213	: -	: 156.254.498
: Total	: 42.292.478	: -	: 184.117.885	: 136.007.992	: -	: 146.308.562	: 4.136.113	: 54.294.350	: -	: 567.157.380
: 1964 to 1971	:	:	:	:	:	:	:	:	:	:
: 1972	: 9.740.946	: -	: 42.150.610	: 27.513.199	: -	: 22.364.873	: 1.028.938	: 10.595.238	: -	: 113.393.804
: 1973	: 10.044.515	: 4.707.320	: 41.787.978	: 24.500.367	: 4.520.878	: 17.991.936	: 251.642	: 11.615.462	: 16.337.421	: 131.757.519
: 1974 I	: 3.785.094	: 3.163.046	: 24.881.306	: 13.272.708	: 2.634.394	: 8.599.607	: 67.525	: 5.319.411	: 6.425.799	: 68.148.890
: 1974 II	: 9.802.813	: 6.275.691	: 23.781.856	: 20.673.409	: 4.699.497	: 14.656.396	: 862.182	: 7.693.662	: 13.914.507	: 102.360.013
: 1975 I	: 5.492.021	: 5.024.173	: 29.128.857	: 16.878.744	: 3.082.480	: 9.219.880	: 14.962	: 9.269.620	: 6.563.173	: 84.673.910
: 1975 II	: 5.714.188	: 3.476.048	: 20.658.395	: 16.610.331	: 3.167.810	: 9.959.029	: -	: 5.497.709	: 13.762.044	: 78.845.554
: 1976	: 15.323.352	: 9.919.962	: 61.068.107	: 33.665.036	: 11.054.254	: 23.884.324	: 96.024	: 14.168.510	: 17.845.513	: 187.025.082
: 1977	: 11.884.448	: 8.252.361	: 57.625.498	: 31.840.666	: 7.148.147	: 19.886.003	: 82.079	: 8.365.743	: 15.898.112	: 160.983.057
: 1978	: 199.469	: -	: 1.066.922	: 1.397.641	: -	: 3.000.066	: -	: -	: -	: 5.664.098
: 1979	: 11.166.462	: 1.989.689	: 27.143.361	: 9.397.977	: 2.361.201	: 19.638.096	: 1.105.292	: 8.025.545	: 8.127.528	: 88.955.151
: GRAND TOTAL	: 125.445.786	: 42.808.290	: 513.410.775	: 331.758.070	: 38.668.661	: 295.508.772	: 7.644.757	: 134.845.250	: 98.874.097	: 1.588.964.458

ANNEX 15Situation by Member State of projects financedRegulation No 17/64/EEC

MEMBER STATES	Projects financed	Projects completed	Projects not carried out	Projects in progress
BELGIQUE/BELGIE	788	765	22	1
DANMARK	145	143	2	-
DEUTSCHLAND	1.645	1.609	36	-
FRANCE	1.049	992	54	3
IRELAND	313	286	24	3
ITALIA	2.414	1.747	658	9
LUXEMBOURG	39	37	1	1
NEDERLAND	513	485	28	-
UNITED KINGDOM	550	519	27	4
TOTAL	7.456	6.583	852	21

ANNEX 16

Projects awarded aid by the Guidance Section of the EAGGF under  
Regulation No 269/79 - Measure for forestry in certain  
Mediterranean regions - 1987

				(x 1.000 ECU)
MEMBER STATES	Number of projects	Aid granted	Total investment	
FRANCE	5	13.206	31.619	
ITALIA	1	164	328	
TOTAL	6	13.370	31.947	

With effect from 1986, decisions for award of aid are only possible under IMP (Regulation (EEC) No 2088/85)

Projects awarded aid by the Guidance Section of the EAGGF under  
Regulation No 269/79 - Measure for forestry in certain  
Mediterranean regions - 1980-1987

				(x 1.000 ECU)
MEMBER STATES	Number of projects	Aid granted	Total investment	
FRANCE	29	102.744	213.547	
ITALIA	62	197.252	426.741	
TOTAL	91	299.996	640.288	

ANNEX 17DIRECT MEASURESPayments made up to 31.12.1987  
under Regulation (EEC) No 269/79

		(ECU)		
: Projects for : the year	: financed: : in	: TOTAL	: FRANCE	: ITALIA
: 1980	: 1980	: 30.804.166,64	: 10.562.217,02	: 20.241.949,62
: 1980 & 1981	: 1981	: 35.140.640,88	: 10.972.502,26	: 24.168.138,62
: 1980 & 1982	: 1982	: 44.822.967,99	: 13.073.738,48	: 31.749.229,51
: 1980, 1981,	:	:	:	:
: 1982 & 1983	: 1983	: 39.601.846,34	: 10.726.973,70	: 28.874.872,64
: recommitments:	: 1983	: (4.168,49)	: -	: (4.168,49)
: 1981, 1982,	:	:	:	:
: 1983 & 1984	: 1984	: 19.319.415,30	: 12.791.841,89	: 6.527.573,41
: 1985	: 1985	: 12.809.658,39	: 4.715.819,39	: 8.093.839,00
: GRAND TOTAL	:	: 182.494.527,05	: 62.843.092,74	: 119.651.434,31

Situation by Member State of projects financed  
(Regulation (EEC) No 269/79)

: MEMBER STATES	: Projects : financed	: Projects : completed	: Projects not : carried out	: Projects in : progress
: FRANCE	: 24	: 7	: -	: 17
: ITALIA	: 61	: 38	: -	: 23
: TOTAL	: 85	: 45	: -	: 40

Regulation (EEC) No 269/79  
Rate of payment of aid granted  
Payments as % of commitments

: Aid granted to : projects for the : year	: financed in	MEMBER STATES	
		: FRANCE	: ITALIA
: 1980	: 1980	: 93,81	: (*) 86,63
: 1980	: 1981	: 89,28	: 85,53
: 1981	: 1981	: (*) 92,37	: 71,83
: 1980	: 1982	: -	: (*) 84,00
: 1982	: 1982	: 85,14	: (*) 86,55
: 1980	: 1983	: -	: 77,21
: 1981	: 1983	: -	: 82,31
: 1982	: 1983	: -	: 78,70
: 1983	: 1983	: 78,13	: -
: 1981	: 1984	: -	: 7,78
: 1982	: 1984	: -	: 7,19
: 1983	: 1984	: -	: 56,46
: 1984	: 1984	: 66,28	: -
: 1985	: 1985	: 30,89	: 19,79

(\*) Balance consists of outstanding payments, renunciations and cancellations.

ANNEX 18DIRECT MEASURES

Situation by Member State of projects financed  
(Regulation (EEC) No 269/79 under IMP (Regulation 2088/85))

MEMBER STATE:	Projects financed	Projects completed	Projects not carried out	Projects in progress
FRANCE	5	-	-	5
ITALIA	1	-	-	1
<b>TOTAL</b>		-	-	6



ANNEX 19

Projects awarded aid by the Guidance Section of the EAGGF in 1980-1984  
under Regulation (EEC) No 1362/78 - Programme for the acceleration  
and guidance of collective irrigation works in the Mezzogiorno

: MEMBER STATE	: Number of	: Aid granted	: Total investment
:	: projects	: (ECU)	: (ECU)
:	:	:	:
: ITALIA	: 5	: 265.435.108	: 755.981.752
:	:	:	:

ANNEX 20DIRECT MEASURESPayments made up to 31.12.1987 under  
Regulation (EEC) No 1362/78

(ECU)

<u>Projects for</u>	<u>financed in</u>	<u>TOTAL</u>	<u>ITALIA</u>
<u>the year</u>			
1980	1980	38.200.000,00	38.200.000,00
1980	1981	18.842.331,36	18.842.331,36
1981	1981	6.702.062,52	6.702.062,52
1982	1982	29.430.340,41	29.430.340,41
1983	1983	46.990.965,15	46.990.965,15
1984	1984	35.358.785,41	35.358.785,41
<b>GRAND TOTAL</b>		<b>175.524.484,85</b>	<b>175.524.484,85</b>

Regulation (EEC) No 1362/78  
Rate of payment of aid granted  
Payments as % of commitments

<u>Aid granted</u>	<u>financed in</u>	<u>MEMBER STATE</u>
<u>to projects</u>		<u>ITALIA</u>
<u>for the year</u>		
1980	1980	79,95
1980	1981	78,97
1981	1981	24,66
1982	1982	65,37
1983	1983	78,66
1984	1984	73,45

ANNEX 21

Projects awarded aid by the Guidance Section of the EAGGF under  
Regulation (EEC) No 1760/78 - Measure to improve public amenities  
in certain rural areas - 1987

					(x 1.000 ECU)
MEMBER STATE	Number of projects	Aid granted	Total investment		
FRANCE	77	10.220	26.484		
ITALIA	-	-	-		
TOTAL	77	10.220	26.484		

With effect from 1986, decisions for award of aid are only possible under IMP (Regulation (EEC) No 2088/85).

Projects awarded aid by the Guidance Section of the EAGGF under  
Regulation (EEC) No 1760/78 - Measure to improve public amenities  
in certain rural areas - 1980-1987

					(x 1.000 ECU)
MEMBER STATE	Number of projects	Aid granted	Total investment		
FRANCE	538	57.707	150.844		
ITALIA	679	136.576	359.470		
TOTAL	1.217	194.283	510.314		

ANNEX 22

DIRECT MEASURES

Payments made up to 31.12.1987 under  
Regulation (EEC) No 1760/78

(ECU)							
: Projects	: financed:	TOTAL	:	FRANCE	:	ITALIA	:
: for the year:	in	:	:	:	:	:	:
: 1979 & 1980	: 1980	: 21.862.650,93	:	11.314.753,38	:	10.547.897,55	:
: 1980 & 1981	: 1981	: 20.833.163,43	:	5.833.321,10	:	14.999.842,33	:
: 1981 & 1982	: 1982	: 22.023.701,67	:	5.699.299,10	:	16.324.402,57	:
: 1982 & 1983	: 1983	: 20.407.057,26	:	4.431.617,96	:	15.975.439,30	:
: recommitments:	1983	: (2.273,63)	:	(2.273,60)	:	(0,03)	:
: 1984	: 1984	: 5.087.515,26	:	1.832.357,35	:	3.255.157,91	:
: recommitments:	1984	: 16,58	:	-	:	16,58	:
: 1985	: 1985	: 23.714.966,60	:	6.862.479,64	:	16.852.486,96	:
: GRAND TOTAL		: 113.926.798,10	:	35.971.554,93	:	77.955.243,17	:

Situation by Member State of projects financed  
(Regulation (EEC) No 1760/78)

: MEMBER STATES	: Projects	: Projects	: Projects not	: Projects in
:	: financed	: completed	: carried out	: progress
: FRANCE	: 461	: 333	: 13	: 115
: ITALIA	: 679	: 364	: 21	: 294
: TOTAL	: 1.140	: 697	: 34	: 409

Regulation (EEC) No 1760/78  
Rate of payment of aid granted  
Payments as % of commitments

: Aid granted in	:	:	MEMBER STATES	
			FRANCE	ITALIA
: projects for the	: financed in	:	:	:
: year	:	:	:	:
: 1979	: 1980	:	94,75	-
: 1980	: 1980	:	92,91	76,70
: 1980	: 1981	: (*)	94,43	70,97
: 1981	: 1981	:	89,41	70,46
: 1981	: 1982	:	95,57	80,19
: 1982	: 1982	:	-	82,41
: 1982	: 1983	:	88,98	62,03
: 1983	: 1983	:	95,44	74,41
: 1984	: 1984	:	72,30	27,02
: 1985	: 1985	:	52,81	45,34
:	:	:	:	:
:	:	:	:	:
:	:	:	:	:
:	:	:	:	:
:	:	:	:	:
:	:	:	:	:

(\*) Balance consists of outstanding payments, renunciations and cancellations

ANNEX 23

DIRECT MEASURES

Situation by Member State of projects financed  
(Regulation (EEC) No 1760/78) .....  
(Regulation (EEC) No 2088/85)

<u>: MEMBER STATES</u>	<u>: Projects</u>	<u>: Projects</u>	<u>: Projects not</u>	<u>: Projects in</u>
<u>:</u>	<u>: financed</u>	<u>: completed</u>	<u>: carried out</u>	<u>: progress</u>
<u>: FRANCE</u>	<u>: 77</u>	<u>: -</u>	<u>: -</u>	<u>: 77</u>
<u>: ITALIA</u>	<u>: -</u>	<u>: -</u>	<u>: -</u>	<u>: -</u>
<u>: TOTAL</u>	<u>: 77</u>	<u>: -</u>	<u>: -</u>	<u>: 77</u>

ANNEX 24

Projects awarded aid by the Guidance Section of the EAGGF in 1987 under Regulation (EEC) No 458/80 - Restructuring of vineyards

				(x 1.000 ECU)
MEMBER STATES	Number of projects	Aid granted	Total investments	
DEUTSCHLAND	7	2.398	64.974	
ESPANA	79	18.102	128.100	
FRANCE	5	1.696	20.445	
ITALIA	24	7.344	98.261	
<b>TOTAL</b>	<b>115</b>	<b>29.540</b>	<b>311.780</b>	

Projects awarded aid by the Guidance Section of the EAGGF under Regulation (EEC) No 458/80 - 1981-1987

				(x 1.000 ECU)
MEMBER STATES	Number of projects	Aid granted	Total investments	
DEUTSCHLAND	19	6.682	163.081	
ESPANA	79	18.102	128.100	
FRANCE	219	91.393	1.148.441	
ITALIA	80	17.747	239.869	
<b>TOTAL</b>	<b>397</b>	<b>133.924</b>	<b>1.679.491</b>	

ANNEX 25

Projects awarded aid by the Guidance Section of the EAGGF in 1987 under Regulation (EEC) No 1938/81 - Measure to improve public amenities in certain less-favoured areas of the Federal Republic of Germany

				(x 1.000 ECU)	
:	MEMBER STATE	Number of projects	Aid granted	Total investments	:
:	DEUTSCHLAND	15	3.276	10.919	:

Projects awarded aid by the Guidance Section of the EAGGF under Regulation (EEC) No 1938/81 - 1982-1987

				(x 1.000 ECU)	
:	MEMBER STATE	Number of projects	Aid granted	Total investments	:
:	DEUTSCHLAND	157	44.885	157.437	:

ANNEX 26

DIRECT MEASURES

Payments made up to 31.12.1987 under  
Regulation (EEC) No 1938/81

			(ECU)	
Projects for: the year	financed in		DEUTSCHLAND	
1982	1982	:	8.360.071,07	:
1983	1983	:	9.859.353,71	:
1984	1984	:	6.573.190,22	:
1985	1985	:	3.370.575,27	:
1986	1986	:	1.348.112,85	:
1987	1987	:	594.192,87	:
GRAND TOTAL			30.105.495,99	:

Situation by Member State of projects financed  
Regulation (EEC) No 1938/81

MEMBER STATE	Projects financed	Projects completed	Projects not carried out	Projects in progress
DEUTSCHLAND	157	94	1	62

Regulation (EEC) No 1938/81  
Rate of payment of aid granted  
Payments as % of commitments

			MEMBER STATE	
Projects for the year:	financed in		DEUTSCHLAND	
1982	1982	:	85,67	:
1983	1983	:	74,87	:
1984	1984	:	71,08	:
1985	1985	:	66,04	:
1986	1986	:	22,94	:
1987	1987	:	18,14	:



ANNEX 27

Projects awarded aid by the Guidance Section of the EAGGF in 1987 under Regulation (EEC) No 1943/81 - Measure to improve the processing and marketing conditions in the cattlefood sector in Northern Ireland

				(x 1.000 ECU)
: MEMBER STATE	: Number of projects	: Aid granted	: Total investments	:
:	:	:	:	:
: UNITED KINGDOM	: 8	: 2.226	: 4.908	:
:	:	:	:	:

Projects awarded aid by the Guidance Section of the EAGGF under Regulation (EEC) No 1943/81 - 1981-1987

				(x 1.000 ECU)
: MEMBER STATE	: Number of projects	: Aid granted	: Total investments	:
:	:	:	:	:
: UNITED KINGDOM	: 34	: 10.084	: 22.858	:
:	:	:	:	:

DIRECT MEASURESPayments up to 31.12.1987 under  
Regulation (EEC) No 1943/81

(ECU)			
: Project for	: financed in	: UNITED KINGDOM :	
: the year	:	:	:
: 1981	: 1981	: 1.483.991,20	:
: 1982	: 1982	: 1.264.158,70	:
: 1983	: 1983	: 942.080,71	:
: 1984	: 1984	: 1.023.537,10	:
: 1985	: 1985	: 233.977,85	:
: 1986	: 1986	: 478.845,97	:
: 1987	: 1987	: -	:
: GRAND TOTAL		: 5.426.591,53	:

Situation by Member State of projects financed  
Regulation (EEC) No 1943/81

: MEMBER STATE	: Projects : financed	: Projects : completed	: Projects not : carried out	: Projects in : progress
: UNITED KINGDOM:	34	19	1	14

Regulation (EEC) No 1943/81  
Rate of payment of aid granted  
Payments as % of commitments

		: MEMBER STATE :	
: Projects for the year	: financed in	: UNITED KINGDOM :	
:	:	:	:
: 1981	: 1981	: (*) 97,41	:
: 1982	: 1982	: (*) 96,87	:
: 1983	: 1983	: 66,80	:
: 1984	: 1984	: 65,64	:
: 1985	: 1985	: 39,08	:
: 1986	: 1986	: 40,96	:
: 1987	: 1987	: 0,00	:

(\*) Balance consists of outstanding payments

ANHANG 29

Projects awarded aid by the Guidance Section of the EAGGF under  
Regulation (EEC) No 2968/83 - Collective irrigation in Greece - 1984-1985

MEMBER STATE	Number of projects	Aid granted (ECU)	Total investments (ECU)
ELLAS	4	16.083.230	46.164.199

With effect from 1986, decisions for award of aid are only possible under IMP

DIRECT MEASURES

Payments made up to 31.12.1987 under  
Regulation (EEC) No 2968/83

		(ECU)	
Project for the year	financed in	ELLAS	
1984	1984	5.954.260,65	
1985	1985	1.044.310,07	
GRAND TOTAL		6.998.570,72	

Situation by Member State of projects financed  
Regulation (EEC) No 2968/83

MEMBER STATE	Projects financed	Projects completed	Projects not carried out	Projects in progress
ELLAS	4	-	-	4

Regulation (EEC) No 2968/83  
Rate of payment of aid granted  
Payments as % of commitments

		MEMBER STATE
Projects for the year	financed in	ELLAS
1984	1984	65,61
1985	1985	58,75

ANNEX 31

Projects awarded aid by the Guidance Section of the EAGGF in 1987 under Regulation (EEC) No 1941/81 - Integrated development for the less favoured areas in Belgium

				(x 1.000 ECU)	
:	MEMBER STATE	Number of projects	Aid granted	Total investments	:
:	:	:	:	:	:
:	BELGIQUE/BELGIE	5	240	732	:
:	:	:	:	:	:

Projects awarded aid by the Guidance Section of the EAGGF under Regulation (EEC) No 1941/81 - 1985-1987

				(x 1.000 ECU)	
:	MEMBER STATE	Number of projects	Aid granted	Total investments	:
:	:	:	:	:	:
:	BELGIQUE/BELGIE	11	664	1.946	:
:	:	:	:	:	:

DIRECT MEASURESPayments made up to 31.12.1987 under  
Regulation (EEC) No 1941/81

			(ECU)	
: Project for	: financed in	: BELGIQUE/	:	:
: the year	:	: BELGIE	:	:
: 1985	: 1985	: 94.050,93	:	:
: 1986	: 1986	: 260.853,26	:	:
: 1987	: 1987	: 33.686,99	:	:
:	:	:	:	:
:	GRAND TOTAL	: 388.591,18	:	:
:	:	:	:	:

Situation by Member State of the projects financed  
Regulation (EEC) No 1941/81

MEMBER STATE	Projects financed	Projects completed	Projects not carried out	Projects in progress
BELGIQUE/ BELGIE	11	4	-	7

Regulation (EEC) No 1941/81  
Rate of payment of aid granted  
Payments as % of commitments

		MEMBER STATE	
Projects for the year	financed in	BELGIQUE/	
		BELGIE	
1985	1985	(*) 99,57	
1986	1986	78,52	
1987	1987	14,03	

(\*) Balance consists of outstanding payments

DIRECT MEASURESPayments made up to 31.12.1987 under Regulation (EEC) No 1852/78 and 2908/83

(EUA/ECU)

: YEAR :	BELGIQUE/ : BELGIE :	DANMARK :	DEUTSCH- : LAND :	ELLAS :	ESPAGNE :	FRANCE :	IRELAND :	ITALIA :	LUXEM- : BOURG :	NEDERLAND :	PORTUGAL :	UNITED : KINGDOM :	TOTAL :
: 1978 :	- :	193.737 :	- :	- :	- :	- :	2.347.875 :	1.563.724 :	- :	- :	- :	303.747 :	4.409.083 :
: 1979 :	168.149 :	282.885 :	325.518 :	- :	- :	1.147.180 :	3.810.442 :	2.320.938 :	- :	- :	- :	4.158.336 :	12.213.448 :
: 1980 :	402.318 :	532.939 :	514.082 :	- :	- :	1.746.607 :	3.238.226 :	3.447.139 :	- :	534.035 :	- :	3.698.909 :	14.114.255 :
: 1981 :	151.307 :	1.235.265 :	1.291.007 :	211.836 :	- :	2.676.362 :	3.838.875 :	3.308.248 :	- :	777.620 :	- :	4.115.818 :	17.606.338 :
: 1982 :	136.625 :	1.731.716 :	2.226.666 :	2.521.125 :	- :	5.214.155 :	4.868.547 :	3.936.366 :	- :	1.759.374 :	- :	5.269.510 :	27.664.084 :
: 1983 :	1.880.832 :	2.707.026 :	2.367.203 :	397.546 :	- :	6.595.218 :	1.682.827 :	3.937.437 :	- :	656.866 :	- :	4.957.387 :	25.182.342 :
: 1984 :	3.932.329 :	4.962.055 :	1.495.574 :	1.579.685 :	- :	9.587.662 :	1.395.305 :	5.568.048 :	- :	1.077.579 :	- :	7.781.575 :	37.379.812 :
: 1985 :	2.234.638 :	5.664.064 :	4.085.432 :	2.270.708 :	- :	7.910.618 :	1.255.470 :	4.228.632 :	- :	730.721 :	- :	5.514.228 :	33.894.511 :
: 1986 :	270.211 :	1.239.727 :	3.248.683 :	501.706 :	1.485.346 :	3.142.284 :	2.832.936 :	387.476 :	- :	- :	1.705.317 :	1.860.514 :	16.674.200 :
: GRAND :													
: TOTAL :	9.176.409 :	18.549.414 :	15.554.165 :	7.482.606 :	1.485.346 :	38.020.086 :	25.270.503 :	28.698.008 :	- :	5.536.195 :	1.705.317 :	37.660.024 :	189.138.073 :

**INDIRECT MEASURES IN APPLICATION**  
(Commitments and payments up to 31.12.1987)

('000 UA/EUA/ECU)

MEASURES	BELGIQUE/ BELGIE	DANMARK	DEUTSCH- LAND	ELLAS	ESPANA	FRANCE	IRELAND	ITALIA	LUXEM- BOURG	NEDER- LAND	PORTU- GAL	UNITED- KING- DOM	TOTAL
<b>I. General socio-structural</b>													
Dir. No 72/159/EEC	3100	34.834	62.476	244.412	3.755	-	141.283	60.617	24.319	2.618	102.021	-	294.585
Reg. (EEC) No 797/85 (art. 4, 7, 20)	3100	85	532	3.290	752	-	6.100	493	-	379	-	120	1.260
Dir. No 72/160/EEC	3110	187	-	5.871	-	-	1.653	288	-	173	-	-	169
Dir. No 72/161/EEC	3120	1.504	928	4.488	-	-	36.580	1.601	2.424	635	-	-	782
Reg. (EEC) No 797/85 (art. 9-12, 21, 22)	3120	129	1.588	922	126	-	161	200	279	-	-	-	711
<b>TOTAL I</b>		36.739	65.524	258.983	4.633	-	185.777	63.199	27.022	2.997	102.829	120	297.507
<b>II. To assist less-favoured regions</b>													
Dir. No 75/268/EEC )	3200	22.216	-	110.497	126.216	-	269.987	219.209	125.063	8.060	167	-	571.971
Reg. (EEC) No 797/85 )	3200	2.459	-	101.362	11.576	10.040	34.110	32.049	-	2.859	-	-	37.596
Reg. (EEC) No 270/79 )	3220	-	-	-	-	-	-	-	538	-	-	-	538
Reg. (EEC) No 1944/81 )	3220	-	-	-	-	-	-	-	13.436	-	-	-	13.436
Dir. No 79/173/EEC )	3220	-	-	-	-	-	2.847	-	-	-	-	-	2.847
Dir. No 79/174/EEC )	3220	-	-	-	-	-	2.903	-	-	-	-	-	2.903
Reg. (EEC) No 1940/81 )	3220	-	-	-	-	-	4.423	-	-	-	-	-	4.423
Dir. No 81/527/EEC )	3220	-	-	-	-	-	67.294	-	-	-	-	-	67.294
Dir. No 78/628/EEC )	3220	-	-	-	-	-	-	-	-	-	-	-	-
Reg. (EEC) No 2195/81 )	3220	-	-	-	-	-	-	57.972	-	-	-	-	57.972
Dir. No 79/197/EEC )	3220	-	-	-	-	-	-	3.269	-	-	-	-	3.269
Reg. (EEC) No 1820/80 )	3220	-	-	-	-	-	-	68.137	-	-	-	-	68.137
Reg. (EEC) No 1054/81 )	3220	-	-	-	-	-	-	26.089	-	-	-	-	26.089
Reg. (EEC) No 1939/81 )	3220	-	-	-	-	-	-	-	-	-	-	-	-
Reg. (EEC) No 1942/81 )	3220	-	-	-	-	-	-	-	-	-	-	-	-
Reg. (EEC) No 1975/82 )	3220	-	-	-	103.180	-	-	-	-	-	-	-	103.180
Reg. (EEC) No 2966/82 )	3220	-	-	-	3.233	-	-	-	-	-	-	-	3.233
Reg. (EEC) No 3828/85 )	3240	-	-	-	-	-	-	-	-	-	-	-	-
Reg. (EEC) No 2088/85 )	3220	-	-	-	6.678	-	986	-	-	-	-	23.078	23.078
Reg. (EEC) No 2968/83 )	3220	-	-	-	-	-	-	-	-	-	-	-	7.664
<b>TOTAL II</b>		24.675	-	211.859	250.883	10.040	382.545	406.725	137.037	10.919	167	-	23.078
<b>III. Structural connected with market organizations</b>													
Reg. (EEC) No 1360/78	3300	-	-	-	27	-	-	-	-	-	-	-	27
Reg. (EEC) No 1035/72	3300	1.071	865	3.267	964	-	2.586	98	12.059	-	1.208	-	2.907
Reg. (EEC) No 389/82	3300	-	-	-	9.294	-	-	-	-	-	-	-	9.294
Reg. (EEC) No 456/80	3320	-	-	-	5.543	6.858	179.127	-	-	-	-	-	191.528
Reg. (EEC) No 777/85	3320	-	-	-	-	-	-	-	-	-	-	-	-
Reg. (EEC) No 457/80	3320	-	-	-	-	-	-	-	-	-	-	-	-
Reg. (EEC) No 458/80	3320	-	-	2.691	-	-	14.805	-	2.209	-	-	-	19.705
Reg. (EEC) No 895/85	3320	-	-	-	-	-	-	-	-	-	-	-	-
Dir. No 78/627/EEC	3320	-	-	-	-	-	54.944	-	-	-	-	-	54.944
Reg. (EEC) No 2511/69	3330	-	-	-	4.867	-	2.457	-	45.943	-	-	-	53.267
Reg. (EEC) No 2239/86	3320	-	-	-	-	-	-	-	-	-	-	-	-
Dir. No 77/391/EEC ) (1)		9.675	260	7.460	268	-	46.944	13.634	4.211	-	-	1.430	4.796
Dir. No 82/400/EEC ) (1)		-	-	-	-	-	-	-	-	-	-	-	-
Decision No 80/1096/EEC (1)		-	-	-	-	-	-	-	109	-	-	-	109
<b>TOTAL III</b>		10.746	1.125	13.418	20.963	6.858	300.863	13.732	64.422	109	1.208	1.430	7.703
<b>IV. Common measure financed by the Guarantee Sect. (60%) and the Guidance Sect. (40%)</b>													
Reg. (EEC) No 1078/77 (40%) payments	3310	7.390	49.044	234.739	-	-	73.663	16.248	-	1.360	25.851	-	82.554
<b>V. Fishery Measures</b>													
Reg. (EEC) No 3796/81	461	-	-	86	-	-	251	92	52	-	-	-	382
<b>TOTAL I - V payments</b>		79.550	115.693	719.085	276.479	16.898	943.099	499.996	228.533	15.385	130.055	24.628	802.973
<b>VI. Financed under item 3B of the budget</b>													
Reg. (EEC) No 2969/83	386	-	-	-	-	-	-	21.823	-	-	-	-	21.823
<b>TOTAL</b>													

(1) Measures financed by the EAGGF Guidance Section up to 13.5.1983



## INDIRECT MEASURES COMPLETED

MEASURE	TOTAL	(UA/ECU)								
		BELGIQUE/ BELGIE	DANMARK	DEUTSCHLAND	FRANCE	IRELAND	ITALIA	LUXEMBOURG	NETHERLAND	UNITED KINGDOM
1. Olive and olive oil sector Art. 13 R. 130/66	8.000.000	-	-	-	-	-	8.000.000	-	-	-
2. Fruit and vegetable and olive oil sector Art. 4 R. 130/66	45.000.000	-	-	-	-	-	45.000.000	-	-	-
3. Structural surveys R. 70/66	7.307.748	256.602	-	1.622.628	2.012.694	-	3.135.030	11.898	268.896	-
4. Fruit and vegetable sector Art. 13 R. 159/66	87.299.539	-	-	-	-	-	87.299.539	-	-	-
5. African swine fever R. 349/68	3.151.223	-	-	-	-	-	3.151.223	-	-	-
6. Pig numbers survey R. 350/68	3.600.000	111.870	-	938.160	1.013.850	-	1.404.000	20.250	111.870	-
7. Raw tobacco sector Art. 12 & I R. 130/66	15.000.000	-	-	-	-	-	15.000.000	-	-	-
8. Integration of Luxembourg agriculture R. 541/70	7.500.000	-	-	-	-	-	-	7.500.000	-	-
9. Slaughter of cows R. 1975/69	47.474.900	3.408.146	-	25.467.403	15.359.709	-	818.400	153.798	2.267.444	-
10. Grubbing of fruit trees R. 2517/69	35.437.545	3.601.630	-	10.436.335	8.983.469	-	7.763.575	91.087	4.561.449	-
11. 1975 structural survey Directive 75/108	8.539.042	238.272	242.505	1.300.543	1.733.789	618.365	3.666.342	20.611	300.554	418.061
12. Fruit tree survey Directive 71/286	729.900	15.000	-	42.000	196.000	-	441.600	300	35.000	-
13. Conversion to beef production R. 1353/73	78.372.293	1.309.652	2.029.447	18.855.896	12.947.642	1.254.557	-	141.150	1.911.344	39.922.605
14. Reorganizing Community fruit production R. 794/76	6.054.984	258.590	26.243	327.981	3.041.461	-	1.788.610	7.352	604.747	-
15. Charente Wine-growing Directive 79/359	13.575.657	-	-	-	13.575.657	-	-	-	-	-
16. Greenland R. 1821/80	781.730	-	781.730	-	-	-	-	-	-	-
17. Hop Growers R. 1696/71	7.175.227	213.470	-	5.397.501	453.653	1.404	-	-	-	1.109.199
18. Conversion to Wine-growing R. 1163/76	47.852.171	19.884	-	-	30.821.832	-	17.010.455	-	-	-
TOTAL	422.851.959	9.433.116	3.079.925	64.388.447	90.139.756	1.874.326	194.478.774	7.946.446	10.061.304	41.449.865

ANNEX 36

INDIRECT MEASURES

Total reimbursements

(details given in Annexes 37 - 53 - Measures in  
implementation and at Annex 35 - Measures completed)

MEMBER STATES	Reimbursement by the Fund (in ECU)		% of total at 31.12.1987
	in 1987	from the beginning: of the measure until 31.12.1987	
BELGIQUE/BELGIE	9.605.152	96.296.790	2,26
DANMARK	6.905.662	118.779.236	2,79
DEUTSCHLAND	97.204.501	813.384.271	19,13
ELLAS	53.498.006	250.778.188	5,90
ESPANA	10.039.678	10.039.678	0,24
FRANCE	195.394.774	1.009.880.093	23,75
IRELAND	78.085.232	496.550.669	11,67
ITALIA	43.809.918	431.269.447	10,14
LUXEMBOURG	3.571.528	23.330.639	0,55
NEDERLAND	8.865.857	158.789.651	3,73
PORTUGAL	119.928	119.928	-
UNITED KINGDOM	63.049.065	843.875.143	19,84
TOTAL	570.149.301	4.253.093.733	100

Overall situation,  
details given in Annexes 5 and 52

Reimbursement set in 1987	+ 570.149.301
Advance at the disposal of the Member State at 1.1.1987	- 115.648.292
Balance of the advance payment at 31.12.1987 (advance payment carried over)	+ 25.625.744
Advance payment made in 1987	+ 97.979.221
Total payment made in 1987	578.105.974*

\* Fisheries measure (Reg. 3796/81) is not included.  
Scheme for the non-marketing of milk and milk products (Reg. 1078/77) is not included.

ANNEX 37

Directive No 72/159/EEC  
Modernization of farms

MEMBER STATES	Measures provided for					Reimbursement by the Fund (in ECU)		
	Art. 8 (1)	Art. 10 (2)	Art. 11 (3)	Art. 12 (4)	Art. 13 (5)	in 1987	from the beginning of the measure until 31.12.1987	% of total 31.12.87
BELGIQUE/BELGIE	16.030	156	21.633	978	-	6.786.898	34.833.831	3,6
DANMARK	16.119	31	11.131	62	-	5.486.161	62.475.853	6,4
DEUTSCHLAND	43.959	228	27.214	116	523	26.363.281	244.412.746	25,2
ELLAS	915	-	8.528	1	-	3.246.805	3.754.931	0,4
FRANCE	44.755	8.062	77.978	18.478	30	32.209.362	141.282.566	14,6
IRELAND	33.786	1.451	24.681	28	-	13.440.036	60.616.847	6,2
ITALIA	6.441	834	91.924	321	-	7.094.531	24.319.757	2,5
LUXEMBOURG	254	9	-	3	-	333.262	2.618.255	0,3
NEDERLAND	21.942	103	-	961	66	8.748.360	102.021.013	10,5
UNITED KINGDOM	37.010	16.534	30.682	3	-	18.891.880	294.584.779	30,3
TOTAL	221.211	27.408	293.771	20.951	619	122.600.576	970.920.578	100,0

From the beginning of the measure :

- (1) Number of development plans approved
- (2) Number of farmers qualifying for the premium for changing over to beef and veal or sheepmeat production
- (3) Number of farmers qualifying for aid as an incentive to keeping accounts
- (4) Number of groups qualifying for launching aid for mutual assistance between farms
- (5) Number of land reparation and irrigation projects

Directive No 72/160/EEC  
Cessation

MEMBER STATES	Number of beneficiaries from the beginning of the measure	Reimbursement by the Fund (in ECU) in 1987	Reimbursement by the Fund (in ECU) from the beginning of the measure until 31.12.1987	% of total at 31.12.1987
BELGIQUE/BELGIE	188	25.397	188.056	2,3
DEUTSCHLAND	3.962	698.836	5.870.627	70,4
FRANCE	2.517	224.336	1.653.423	19,8
IRELAND	112	6.121	287.887	3,4
NEDERLAND	249	60.489	172.306	2,1
UNITED KINGDOM	244	8.224	169.013	2,0
TOTAL	7.272	1.023.403	8.341.312	100,0

ANNEX 38

Directive No 72/161/CEE  
Training and Information

MEMBER STATES	Measures provided for		Reimbursement by the Fund (in ECU)		
	Titel I (1)	Titel II (2)	in 1987	from the beginning of the measure until 31.12.1987	% of total at 31.12.1987
BELGIQUE/BELGIE	189	13.769	-	1.504.023	3,1
DANMARK	12	4.194	-	928.524	1,9
DEUTSCHLAND	847	23.816	40.851	4.487.883	9,2
FRANCE	63	455.991	4.281.214	36.580.056	74,7
IRELAND	-	11.944	68.844	1.600.522	3,3
ITALIA	101	24.797	-	2.423.820	4,9
NEDERLAND	26	1.348	-	635.168	1,3
UNITED KINGDOM	331	1.246	-	782.048	1,6
TOTAL	1.569	537.105	4.390.909	48.942.044	100,0

From the beginning of the measure :

- (1) Number of socio-economic counsellors trained and appointed  
(2) Number of farmer-trainees who have followed a complete course to obtain a new professional qualification

Regulation (EEC) No 797/85  
on improving the efficiency of agricultural structures

Titel I : System of investment aid of agricultural holdings

MEMBER STATES	Measures provided for by			Reimbursement by the Fund (in ECU)		
	Art. 4 (1)	Art. 7, 1) (2)	Art. 7, 2) (3)	in 1987	from the beginning of the measure until 31.12.1987	% of total at 31.12.1987
BELGIQUE/BELGIE	21	59	-	84.766	84.766	0,7
DANMARK	-	513	-	496.323	508.936	3,9
DEUTSCHLAND	1.114	635	188	3.018.916	3.216.948	24,9
ELLAS	458	6	5	752.403	752.403	5,8
FRANCE	-	2.148	-	6.099.987	6.099.987	47,3
IRELAND	693	-	6	492.610	492.610	3,8
LUXEMBOURG	12	87	5	378.952	378.952	2,9
PORTUGAL	16	4	5	119.928	119.928	0,9
UNITED KINGDOM	1.593	-	55	1.259.452	1.259.452	9,8
TOTAL	3.907	3.452	264	12.703.337	12.913.982	100,0

From the beginning of the measure :

- (1) Number of improvement plans approved  
(2) Number of young farmers receiving installation aid  
(3) Number of beneficiaries of the additional investment aid granted to young farmers submitting an improvement plan within five years of installation

ANNEX 39

Regulation (EEC) No 797/85  
on improving the efficiency of agricultural structures

Titel II : Other measures to assist agricultural holdings

MEMBER STATES	Measures provided for				Reimbursement by the Fund(in ECU):		
	Art. 9 (1)	Art. 10 (2)	Art. 11 (3)	Art. 12 (4)	in 1987	from the beginning of the measure until 31.12.1987:	% of total at 31.12.87:
BELGIQUE/BELGIE	159	1	-	-	8.958	8.958	33,8
DEUTSCHLAND	-	2	-	-	1.860	3.537	13,4
ELLAS	714	-	-	-	13.698	13.698	51,7
LUXEMBOURG	-	1	-	-	285	285	1,1
<b>TOTAL</b>	<b>873</b>	<b>4</b>	<b>-</b>	<b>-</b>	<b>24.801</b>	<b>26.478</b>	<b>100,0</b>

From the beginning of the measure :

- (1) Number of holdings receiving aid to encourage the keeping of accounts
- (2) Number of groups receiving launching aid for recognized mutual aid groups
- (3) Number of associations receiving launching aid for association providing farm relief services
- (4) Number of associations receiving launching aid for associations providing farm management services

Titel VII : Adjustment of vocational training to the requirements of modern agriculture

MEMBER STATES	Measures provided for				Reimbursement by the Fund(in ECU):		
	Art. 21, 2, a)+b) (1)	Art. 21, 2, a)+b) (2)	Art. 21, 2, a)+b) (3)	Art. 21, 2, c) (4)	in 1987	from the beginning of the measure until 31.12.1987:	% of total at 31.12.87:
DANMARK	1.679	-	2.513	-	900.337	1.587.240	58,0
DEUTSCHLAND	80.485	-	-	-	918.541	918.541	33,5
ELLAS	1.246	-	89	-	112.614	112.614	4,1
IRELAND	1.681	-	-	-	119.561	119.561	4,4
<b>TOTAL</b>	<b>85.091</b>	<b>-</b>	<b>2.602</b>	<b>-</b>	<b>2.051.053</b>	<b>2.737.956</b>	<b>100,0</b>

From the beginning of the measure :

- (1) Number of farmers, family helpers and agricultural workers having attended courses of advanced vocational instruction or training
- (2) Number of leaders and managers of producer groups and cooperatives having attended courses of instruction or training
- (3) Number of farmers having attended courses of further training needed to achieve the level of vocational training referred to in Article 7 of the Regulation
- (4) Number of agricultural training centres having received aid for the establishment of such centres to assist less-favoured areas

ANNEX 40

Regulation (EEC) No 797/85  
on improving the efficiency of agricultural structures

Titel VII : Article 22 : pilot projects

MEMBER STATES	Number of projects	Assistance granted in 1987 (in ECU)	Payments in 1987 (in ECU)	Assistance granted from the beginning of the scheme until 31.12.1987 (in ECU)	Payments from the beginning of the scheme until 31.12.1987 (in ECU)
BELGIQUE/BELGIE	1	300.000	120.000	300.000	120.000
FRANCE	2	600.250	161.100	600.250	161.100
IRELAND	1	200.000	80.000	200.000	80.000
ITALIA	2	697.000	278.800	697.000	278.800
UNITED KINGDOM	2	1.398.000	581.200	2.148.000	711.200
<b>TOTAL</b>	<b>8</b>	<b>3.195.250</b>	<b>1.221.100</b>	<b>3.945.250</b>	<b>1.351.100</b>

## ANNEX 41

Directive No 75/268/EEC  
Hill farming and less-favoured regions

MEMBER STATES	Measures provided for				Reimbursement by the Fund (in ECU)		
	Title II		Title IV		in 1987	from the be-	
	(1)	(3)	(2)	(3)	ginning of the	% of total	
					measure until	at	
					31.12.1987	31.12.1987	
BELGIQUE/BELGIE	11.696		1.180		105.136	22.216.012	1,9
DEUTSCHLAND	153.244		554		82.332	110.497.692	9,3
ELLAS	183.857		336		2.413.784	126.215.874	10,6
FRANCE	140.394		1.661		34.803.654	269.981.581	22,7
IRELAND	91.557		15.146		-	206.425.408	17,4
ITALIA	130.275		1.454		14.594.332	123.062.992	10,3
LUXEMBOURG	3.810		-		-	8.060.194	0,7
NEDERLAND	286		-		57.008	167.158	-
UNITED KINGDOM	53.996		220		-	321.971.411	27,1
TOTAL	769.115		20.551		52.056.246	1.188.598.322	100,0

From the beginning of the measure :

- (1) Number of farmers qualifying for the compensatory allowance for natural handicaps  
(2) Number of joint investment schemes  
(3) The numbers of beneficiaries given in the table represent those considered for Fund aid, i.e. not necessarily all the beneficiaries in the Member State

Directive No 78/627/EEC  
Restructuring and conversion of vineyards

MEMBER STATES	Measure	Number of beneficiaries	Area concerned (in ha)	Reimbursement set by the Fund (in ECU)	
				in 1987	from the be-
				ginning of the	measure until
				31.12.1987	
FRANCE	Restructuration	37.931	31.152,8467	2.743.451	32.615.370
	Replanting	10.659	19.169,2504	160.944	21.448.495
	Irrigation	232	1.517,7757	-	880.598
	TOTAL			2.904.395	54.944.463

Directive No 79/173/EEC  
Irrigation in Corsica

MEMBER STATE	Number of beneficiaries	Irrigated area (in ha)		Reimbursement set by the Fund (in ECU)	
		Operations		in 1987	from the be-
		completed	in progress	ginning of the	measure until
				31.12.1987	
FRANCE	662	3.146	215	158.571	2.688.695

## ANNEX 42

Directive No 79/174/EEC  
Flood protection in the Hérault valley

MEMBER STATE	Measures	Reimbursement set by the Fund (in ECU)	
		in 1987	from the beginning of the measures until 31.12.1987
FRANCE	Barrage Dams Additional work	1.266.483	1.288.212 10.366 45.827
TOTAL		1.266.483	1.344.405

Drainage No 78/628/EEC + Regulation (EEC) No. 2195/81  
Drainage in Ireland

MEMBER STATE	Measure	Number of beneficiaries	Area concerned (in ha)	Reimbursement set by the Fund (in ECU)	
				in 1987	from the beginning of the measure until 31.12.1987
IRELAND	Drainage	31.310	218.723	6.196.649	56.735.680

Regulation (EEC) No 797/85  
on improving the efficiency of agricultural structures

Title III : Specific measures to assist mountain and hill farming and farming in certain less-favoured areas

MEMBER STATES	Measures provided for				Reimbursement by the Fund in ECU		
	Art. 15 (1)	Art. 17, 1 (2)	Art. 17, 1 (3)	Art. 17, 2 (4)	in 1987	from the beginning of the measure until 31.12.1987	% of total at 31.12.87
BELGIQUE/BELGIE	8.928	16	-	-	2.458.584	2.458.584	1,1
DEUTSCHLAND	163.253	-	63	-	65.343.188	101.362.632	43,7
ELLAS	77.744	-	219	-	11.576.268	11.576.268	5,0
ESPANA	83.164	45	4	47	10.039.678	10.039.678	4,3
FRANCE	128.126	-	-	-	34.109.606	34.109.606	14,7
IRELAND	77.752	3	-	-	32.049.102	32.049.102	13,8
LUXEMBOURG	2.676	-	-	-	2.859.029	2.859.029	1,2
UNITED KINGDOM	53.673	-	-	-	37.395.695	37.395.695	16,2
TOTAL	595.316	64	286	47	195.831.150	231.850.594	100,0

From the beginning of the action :

- (1) Number of farmers having received an annual compensatory allowance
- (2) Number of joint investments for fodder production
- (3) Number of investments for the improvement and equipping of pasture farmed jointly
- (4) Number of small-scale irrigation projects



## ANNEX 43

Regulation (EEC) No 1820/80  
Agriculture West of Ireland

MEMBER STATE	Number of beneficiaries/projects	Reimbursement set by the Fund (in ECU)	
		in 1987	from the beginning of the measure until 31.12.1987
IRELAND	81.448	10.673.349	60.174.322

Regulation (EEC) No 1054/81  
Beef cattle production

MEMBER STATES	Number of beneficiaries	Reimbursement by the Fund (in ECU)	
		in 1987	from the beginning of the measure until 31.12.1987
IRELAND	600.724	109.092	26.089.301
UNITED KINGDOM	92.473	76.431	4.850.822
TOTAL	693.197	185.523	30.940.123

Regulation (EEC) No 270/79  
Development of agricultural advisory services in Italy

MEMBER STATE	Measures	Number of beneficiaries	Reimbursement set by the Fund (in ECU)	
			in 1987	from the beginning of the measure until 31.12.1987
ITALIA	Training of advisers	22	-	164.678
	Operation of the inter-regional body	-	-	50.768
	Operation of the inter-regional body including the centres	4	204.598	204.598
	Course attendance allowance	88	118.648	118.648
TOTAL		114	323.246	538.692

Regulation (EEC) No 797/85  
Improvement of the efficiency of agricultural structures

Title VI : Forestry measures on farms

MEMBER STATES	Number of beneficiaries	Reimbursement set by the Fund (in ECU)		
		in 1987	from the beginning of the measure until 31.12.1987	% of total at 31.12.1987
DANMARK	1.382	22.841	22.841	23,8
DEUTSCHLAND	472	73.235	73.235	76,2
TOTAL	1.854	96.076	96.076	100,0

ANNEX 44

Directive No 79/197/EEC  
Drainage in catchment areas including land on both sides of the border  
between Ireland and Northern Ireland

MEMBER STATES	Area concerned (in ha)	Reimbursement set by the Fund (in ECU)	
		in 1987	from the beginning of the measure until 31.12.1987
IRELAND	-	2.065.539	3.268.762
UNITED KINGDOM	-	1.951.968	5.624.454
TOTAL	-	4.017.507	8.893.216

Regulation (EEC) No 1939/81  
Integrated development programme for the Western Isles

MEMBER STATE	Number of beneficiaries/projects	Reimbursement by the Fund (in ECU)	
		in 1987	from the beginning of the measure until 31.12.1987
UNITED KINGDOM	11.333	1.991.542	10.888.173

Regulation (EEC) No 1942/81  
Less-favoured areas of Northern Ireland

MEMBER STATE	Number of beneficiaries/projects	Reimbursement by the Fund (in ECU)	
		in 1987	from the beginning of the measure until 31.12.1987
UNITED KINGDOM	9.600	-	34.096.781

Regulation (EEC) No 3606/86  
Exceptional emergency scheme for less-favoured areas in Ireland

MEMBER STATE	Number of beneficiaires	Reimbursement by the Fund (in ECU)	
		in 1987	from the beginning of the measure until 31.12.1987
IRELAND	51.169	12.784.329	12.784.329

ANNEX 45

Directive No 81/527/EEC  
Agriculture in the overseas departments

MEMBER STATE	Measures	Reimbursement set by the Fund (in ECU)	
		in 1987	from the beginning of the measures until:
			31.12.1987
	Irrigation	3.409.272	10.767.929
	Infrastructure	8.878.785	33.830.080
FRANCE	Soil improvement	4.205.366	13.308.276
	Forestry	249.139	3.310.278
	Guidance and diversification of production	2.112.125	6.077.387
	TOTAL	18.854.687	67.293.950

Regulation (EEC) No 1940/81  
Integrated Development Programme, Lozère

MEMBER STATE	Measures	Reimbursement set by the Fund (in ECU)	
		in 1987	from the beginning of the measures until:
			31.12.1987
	Land and pasture improvement	389.428	1.715.515
	Land consolidation and related work	139.006	537.742
	Cattle and sheep farming	322.443	1.212.225
FRANCE	Renewal of chestnut production	2.279	9.183
	Winter isolation	4.018	3.536
	Forest clearings	19.552	57.408
	Cost of development programme	26.897	113.052
	TOTAL	903.623	3.648.661

Regulation (EEC) No 1944/81  
Cattle farming in Italy

MEMBER STATE	Measures	Reimbursement set by the Fund (in ECU)	
		in 1987	from the beginning of the measures until:
			31.12.1987
	Modernization, rationalization and construction of cattle accommodation	3.041.851	4.173.834
ITALIA	Purchase of production machinery	5.150.991	5.273.324
	Improvement of meadows, grassland, pastures and fencing	1.812.441	2.499.965
	Premiums for beef calves	216.575	216.575
	Premiums for the retention of cows	368.125	368.125
	TOTAL	10.589.983	12.531.823

ANNEX 46

Regulation (EEC) No 1975/82  
Agricultural development in certain regions of Greece

MEMBER STATE	Measures	Reimbursement set by the	
		Fund (in ECU)	in 1987
			from the beginning of the measures until:
			31.12.1987
	Rural infrastructure	9.163.558	30.840.828
	Irrigation	4.785.888	11.369.993
	Land improvement	1.561.586	6.977.713
ELLAS	Cattle, sheep and goat farming	622.972	2.454.959
	Equipment concerning agricultural training	287.110	342.252
	Forestry improvement	5.593.876	32.187.418
	TOTAL	22.014.990	84.173.163

Regulation (EEC) No 2966/83  
Development of agricultural advisory services in Greece

MEMBER STATE	Measures	Reimbursement set by the	
		Fund (in ECU)	in 1987
			from the beginning of the measures until:
			31.12.1987
	Training of agricultural advisors	193.930	193.930
ELLAS	Employment of agricultural advisors	2.141.188	2.340.134
	TOTAL	2.335.118	2.534.064

Regulation (EEC) No 2088/85  
Integrated Mediterranean Programmes

IMP programme	Measures	Reimbursement set by the	
		Fund (in ECU)	in 1987
			from the beginning of the measures until:
			31.12.1987
	Electrification (1)	205.954	205.954
Kreta (ELLAS)	Construction and improvement of roads and pathways (1)	470.883	470.883
	Irrigation (1)	1.878.001	1.878.001
	Forestry measures (1)	254.122	254.122
	Advisory work (2)	210.687	210.687
	TOTAL	3.019.647	3.019.647

(1) old Regulation (EEC) No 619/84

(2) old Regulation (EEC) No 2966/83

ANNEX 47

Regulation (EEC) No 1360/78  
Producers' groups and their associations

MEMBER STATE	Number of producers' associations	Member States' expenditure	Reimbursement set by the Fund (in ECU) in 1987	from the beginning of the measure until 31.12.1987
ELLAS	2	105.704	26.426	26.426

Regulation (EEC) No 1035/72 (Article 14)  
Fruit and vegetables producers' groups

MEMBER STATES	Groups set up	Member States' expenditure Amount (in ECU)	Reimbursement by the Fund (ECU) in 1987	from the beginning of the measure until 31.12.1987	% of total
BELGIQUE/BELGIE	4	2.142.066	15.413	1.071.033	4,3
DANMARK	21	1.729.778	-	864.889	3,4
DEUTSCHLAND	78	6.533.714	-	3.266.857	13,1
ELLAS	82	1.929.589	241.413	964.795	3,9
FRANCE	227	5.171.802	646.960	2.585.901	10,3
IRELAND	4	196.658	-	98.329	0,4
ITALIA	72	24.116.780	1.305.709	12.058.390	48,2
NEDERLAND	6	2.415.973	-	1.207.986	4,8
UNITED KINGDOM	40	5.813.261	892.673	2.906.631	11,6
TOTAL	534	50.049.621	3.102.168	25.024.811	100,0

Regulation (EEC) No 389/82  
Producers' groups and their associations, cotton

MEMBER STATE	Number of producers' organisations	Member States' expenditure	Starting up aid	Investment aid	Reimbursement set by the Fund (in ECU) in 1987	from the beginning of the measure until 31.12.1987
ELLAS	629	86.826	23.148.055	1.050.106	9.293.952	

Regulation (EEC) No 777/85  
Premium for definitive abandonment of certain areas under vines

MEMBER STATES	Number of beneficiaries	Area abandoned (ha)	Reimbursement set by the Fund (in ECU) in 1987	from the beginning of the measure until 31.12.1987
ELLAS	1.930	859,5864	1.862.708	1.862.708
FRANCE	8.001	15.995,1412	49.575.046	49.575.046
TOTAL	9.931	16.854,7276	51.437.754	51.437.754

Regulation (EEC) No 1078/77

Premiums for the non-marketing of milk products  
and for the reconversion of dairy herds

(Contribution of the Guidance Section,  
being 40% of the total EAGGF contribution)

: MEMBER STATES	: Amount (in ECU)	: in 1987	:
:	:	:	:
:	:	:	:
: BELGIQUE/BELGIE	: 7.390.109	: 25.289	:
: DANMARK	: 49.044.760	: 28.528	:
: DEUTSCHLAND	: 234.738.292	: -94.370	:
: FRANCE	: 73.663.598	: 39.373	:
: IRELAND	: 16.247.416	: 8.540	:
: LUXEMBOURG	: 1.360.248	: 4.168	:
: NEDERLAND	: 25.851.043	: 738	:
: UNITED KINGDOM	: 82.553.978	: 7.157	:
:	:	:	:
: TOTAL	: 490.849.444	: 19.423	:
:	:	:	:

## ANNEX 49

Regulation (EEC) No 2511/69 and No 1204/82  
Improvement of the production and marketing of Community citrus fruit

## ITALIA

Measure	Expenditure provided for in the plan (in Mio ECU)	Expenditure incurred by Italy	Extent of completion %	Reimbursement by the Fund (in ECU)	
				in 1987	from the beginning of the measure until 31.12.1987
Replanting and nurseries	154,00	23.423.864	15,2	1.520.358	11.711.932
Restructuring	190,53	6.527.773	3,4	2.164.545	3.263.887
Marketing	74,95	52.526.686	70,1	2.105.258	26.263.343
Additional aid	99,27	9.407.665	9,5	3.198.178	4.703.833(1)
<b>TOTAL</b>	<b>518,75</b>	<b>91.885.988</b>	<b>17,7</b>	<b>8.988.339</b>	<b>45.942.995</b>

(1) Including supplementary aid settled for the years 1981-1984

## FRANCE

Measure	Expenditure provided for in the plan (in Mio ECU)	Expenditure incurred by France	Extent of completion %	Reimbursement by the Fund (in ECU)	
				in 1987	from the beginning of the measure until 31.12.1987
Replanting	9,03	2.319.069	25,7	852.722	1.159.534
Restructuring	5,65	575.680	10,2	287.840	287.840
Marketing	2,90	668.008	23,0	220.664	334.004
Additional aid	5,95	1.351.046	22,7	675.523	675.523
<b>TOTAL</b>	<b>23,53</b>	<b>4.913.803</b>	<b>20,9</b>	<b>2.036.749</b>	<b>2.456.901</b>

## ELLAS

Measure	Expenditure provided for in the plan (in Mio ECU)	Expenditure incurred by France	Extent of completion %	Reimbursement by the Fund (in ECU)	
				in 1987	from the beginning of the measure until 31.12.1987
Replanting	76,36	1.601.330	2,1	653.672	800.665
Restructuring	8,96	3.260.562	36,4	1.468.241	1.630.281
Marketing	30,00	3.899.306	13,0	1.949.653	1.949.653
Nurseries	2,78	118.472	4,3	59.236	59.236
Additional aid	53,90	854.330	1,6	389.486	427.165
<b>TOTAL</b>	<b>172,00</b>	<b>9.734.000</b>	<b>5,7</b>	<b>4.520.288</b>	<b>4.867.000</b>

Regulation (EEC) No 3796/81 - Art.6  
Aid to producers' organizations in the fisheries sector

MEMBER STATES	Groups set up	Member States' eligible expenditure (ECU)	Reimbursement by the Fund		
			in 1987	from the beginning of the measure until 31.12.1987 (ECU)	%
DEUTSCHLAND	4	172.652	2.160	86.326	10,0
FRANCE	18	501.414	-	250.707	29,1
IRELAND	2	183.538	-	91.769	10,6
ITALIA	5	104.560	-	52.280	6,1
UNITED KINGDOM	16	762.674	65.579	381.337	44,2
TOTAL	45	1.724.838	67.739	862.419	100,0



## ANNEX 51

## Regulation (EEC) No 456/80

## Abandonment certain areas under vines and renunciation of replanting

MEMBER STATES	Measures						Reimbursement by the Fund (ECU)	
	Temporary abandonment		Permanent abandonment		Renunciation of replanting		in 1987	from the beginning of:
	Beneficiaries	Area (in ha)	Beneficiaries	Area (in ha)	Beneficiaries	Areas (in ha)	the measure until	31.12.1987
FRANCE	33.256	53.840,6065	36.122	54.002,6881	5.236	7.134,7481	4.596.648	104.362.795
ELLAS	1.134	503,3750	1.161	442,2360	-	-	311.738	572.800
TOTAL	34.390	54.343,9815	37.283	54.444,9241	5.236	7.134,7481	4.908.386	104.935.595

## Regulation (EEC) No 458/80

## Restructuring of vineyards

MEMBER STATES	Number of beneficiaries	Area restructured (in ha)	Reimbursement set by the Fund	
			(In ECU)	
			in 1987	from the beginning: of the measure until 31.12.1987
DEUTSCHLAND	7	3.017,6964	663.461	2.691.084
FRANCE	214	12.918,4752	2.562.353	9.629.224
ITALIA	12	2.881,6650	634.978	2.209.012
TOTAL	233	18.817,8366	3.860.792	14.529.320

## Advance payment available, used, carried over and paid in 1987

(in ECU)

Measures	MEMBER STATES	Advance pay- ments at the disposal of the Member State at 01.01.1987	Reimbursement fixed in 1987	Balance of advanced pay- ment available: at 31.12.1987 (advance pay- ment to be carried over)	Balance of reimbursement paid in 1987	Advance pay- ment paid in 1987	Total payment made in 1987
		(1)	(2)=(1)+(4)-(3)	(3)	(4)	(5)	(6) = (4)+(5)
<u>Measures for less-favoured areas</u>							
Regulation (EEC) No 270/79	ITALIA	-	323.245,98	-	323.245,98	-	323.245,98
Regulation (EEC) No 1944/81	ITALIA	10.009.336,25	10.589.982,90	903.852,32	1.484.498,97	-	1.484.498,97
Directive 79/173/EEC	FRANCE	316.816,75	158.571,39	** 158.245,36	-	-	-
Directive 79/174/EEC	FRANCE	1.151.703,79	1.266.482,99	-	114.779,20	1.557.753,94	1.672.533,14
Regulation (EEC) No 1940/81	FRANCE	808.418,81	903.622,48	-	95.203,67	774.805,62	870.009,29
Directive 81/527/EEC	FRANCE	12.357.352,65	18.854.686,95	-	6.497.334,30	-	6.497.334,30
Directive 78/628/EEC							
Regulation (EEC) No 2195/81	IRELAND	5.162.562,01	6.196.648,60	-	1.034.086,59	1.236.128,96	2.270.215,55
Directive 79/197/EEC	IRELAND	1.765.065,16	2.065.538,84	-	300.473,68	-	300.473,68
	UNITED KINGDOM	978.652,88	1.951.968,37	-	973.315,49	-	973.315,49
Regulation (EEC) No 1820/80	IRELAND	10.174.221,97	10.673.349,28	-	499.127,31	7.963.243,37	8.462.370,68
Regulation (EEC) No 1975/82	ELLAS	19.472.635,34	* 22.014.990,13	-	1.843.798,19	18.719.638,45	20.563.436,64
Regulation (EEC) No 2966/83	ELLAS	3.033.674,72	2.335.118,12	-	*	-	-
Regulation (EEC) No 3828/85	PORTUGAL	-	-	-	-	23.078.343,28	23.078.343,28
Regulation (EEC) No 2088/85	ELLAS	985.849,95	3.019.647,26	-	2.033.797,31	4.643.842,83	6.677.640,14
	FRANCE	-	-	-	-	985.906,12	985.906,12
<b>TOTAL I</b>		<b>66.216.290,28</b>	<b>80.353.853,29</b>	<b>1.062.097,68</b>	<b>15.199.660,69</b>	<b>58.959.662,57</b>	<b>74.159.323,26</b>
<u>Structural measures connected with EEC market organizations</u>							
Regulation (EEC) No 777/85	ELLAS	2.259.141,71	1.862.708,00	396.433,71	-	2.710.956,06	2.710.956,06
	ESPANA	-	-	-	-	6.858.236,47	6.858.236,47
	FRANCE	20.443.294,32	49.575.045,67	-	29.131.751,35	25.189.439,90	54.321.191,25
Regulation (EEC) No 458/80	FRANCE	4.906.880,18	2.562.352,94	2.344.527,24	-	2.830.635,17	2.830.635,17
Directive 78/627/EEC	FRANCE	-	2.904.394,85	-	2.904.394,85	-	2.904.394,85
Regulation (EEC) No 2239/86	PORTUGAL	-	-	-	-	1.430.291,18	1.430.291,18
<b>TOTAL II</b>		<b>27.609.316,21</b>	<b>56.904.501,46</b>	<b>2.740.960,95</b>	<b>32.036.146,20</b>	<b>39.019.558,78</b>	<b>71.055.704,98</b>
<u>Measures financed under item 3800 of the budget</u>							
Regulation (EEC) No 2969/83	ITALIA	21.822.685,72	-	21.822.685,72	-	-	-
<b>TOTAL III</b>		<b>21.822.685,72</b>	<b>-</b>	<b>21.822.685,72</b>	<b>-</b>	<b>-</b>	<b>-</b>
<b>TOTAL I - III</b>		<b>115.648.292,21</b>	<b>137.258.354,75</b>	<b>25.625.744,35</b>	<b>47.235.806,89</b>	<b>97.979.221,35</b>	<b>145.215.028,24</b>

\* The balance of an amount of 698.556,60 was used under Regulation (EEC) No 1975/82.

\*\* The balance of 158.245,36 will be used under Regulation (EEC) No 2088/85 by France

INDIRECT MEASURES  
Explanations concerning payment applications pending

ITEM			ECU
B 3100	Deadline for submission not met (01.07.1987)	2 French applications	48.895.063
		1 English application	126.145
	National legislation not yet approved by the Commission	1 Spanish application	11.650.431
		TOT.	60.671.639
B 3120	Deadline for submission not met (01.07.1987)	1 Dutch application	214.333
			3.086
		TOT.	217.419
B 3200	Deadline for submission not met (01.07.1987)	1 French application	1.396.517
	National legislation not yet approved by the Commission	1 Italian application	1.217.862
		TOT.	2.614.379
B 3220	No answer yet to our questions or request for information	1 English application	543.448
B 3300	Problems of eligibility of national expenditure and lack of available Community appropriations Arrived at 18.12.1987	1 Italian application 1 French application	1.435.427 1.125.028
		TOT.	2.560.455
B 3320	Deadline for submission not met - arrived at 15.12.1987	1 Italian application	23.317.370
B 3330	Deadline for submission not met - arrived at 2.12.1987	1 Italian application	4.975.447
B 3891	Problems of eligibility of national expenditure and lack of availability of Community appropriations	1 Italian application	747.764
		TOTAL	
		GENERAL	95.647.921

EAGGF-Guidance Section  
UTILISATION OF COMMITMENT APPROPRIATIONS 1987

ANNEX 54

(1000 ECU)

Chapter/ Article	Title	Subsistence credits			Start 87 Total	Credits available for year (1)	Commit- ments	Cancel- lations	Subsist- ence credits
		Credits end 1986 (1)	Clear- ances	Rate of exchange					
Chapter 30:	Projects for the improvement of agricultural structures	11.637	33.086	12.358	57.081	251.300	307.946	435	p.m.
300	Individual projects R. 17/64	- 524	524		0	p.m.	0	0	p.m.
301	Marketing and processing of agric. products R. 355/77	12.161	32.562	12.358	57.081	251.300	307.946	435	0
Chapter 31:	General soci-structural measures	1.476			1.476	144.807	146.085	96	102
310	Modernization of farms	0			0	135.400	135.400	0	0
311	Cessation of farming	14			14	1.125	1.023	14	102
312	Information/services/training	1.462			1.462	8.282	9.662	82	0
Chapter 32:	Measures on behalf of less-favoured areas	37.564	1.583	- 36	39.111	395.647 (+100.000)	364.114	20.460 (+100.000)	50.184
320	Hill farming	2.089			2.089	260.100	260.672	1.517	0
321	Improvements to infrastructure (Mediterranean areas)	0			0	29.647	10.220	0	19.427
322	Regional measures (pre 1985)	2.475	1.583	- 36	4.022	93.900	70.144	4.021	23.756
323	Specific regional measures under item IV of R.797/85	0			0	0	0	0	0
324	Specific programme for Portugal	33.000			33.000	12.000	23.078	14.922	7.000
329	(Reserve)	0			0	(100.000)	0	(100.000)	
Chapter 33:	Market-related structural measures	3.570		559	4.129	131.100	122.417	4.110	8.702
330	Associations of producer groups	114			114	4.600	4.179	114	421
331	Milk and meat sector	2.769			2.769	p.m.	19	2.750	p.m.
332	Wine sector	687		559	1.246	110.500	102.674	1.246	7.826
333	Fruit and olive sector	0			0	16.000	15.545	0	455
Chapter 46:	Structural measures in the fisheries sector	4.290	1.883		6.173	520	83	6.158	452
460	Restructuring, modernisation fisheries	3.699	1.883		5.582	0	15	5.567	0
461	Producers' groups in fisheries sector			591	520	68	591	452	
TOTAL EAGGF (Reserve)		58.537	36.552	12.881	107.970	923.374 (+100.000)	940.645	31.259 (+100.000)	59.440

(1) including transfers

## EAGGF-GUIDANCE SECTION

## UTILISATION OF PAYMENT APPROPRIATIONS 1987

(1000 ECU)

Chapter/ Article	Title	Credits brought forward from 1986 (1)	Credits available (1)	Payments against transferred credits	Payments made against credits available for year	Total	Cancellations	Credits carried forward to 1988
Chapter 30	Projects for the improvement of agricultural structures	12.062	205.000	7.826	205.000	212.826	4.236	0
300	Individual projects R. 17/64	5.339	0	1.112	0	1.112	4.227	0
301	Marketing and processing of agric. products R.355/77	6.723	205.000	6.714	205.000	211.714	9	0
Chapter 31	General socio-structural measures	25.021	119.692	24.521	119.590	144.111	500	102
310	Modernization of farms	25.000	110.900	24.500	110.900	135.400	500	0
311	Cessation of farming	0	1.125	0	1.023	1.023	0	102
312	Information/services/training	21	7.667	21	7.667	7.688	0	0
Chapter 32	Measures on behalf of less-favoured areas (Reserve)	44.314	367.334 (+100.000)	42.700	366.520	409.220	1.614 (+100.000)	814
320	Hill farming	2.089	260.100	572	260.100	260.672	1.517	0
321	Improvements to infrastructure (Mediterranean area)	15	19.734	0	18.942	18.942	15	792
322	Regional measures (pre 1985)	21.710	84.900	21.628	84.900	106.528	82	0
323	Specific regional measures under item IV of R. 797/85	0	0	0	0	0	0	0
324	Specific programme for Portugal	20.500	2.600	20.500	2.578	23.078	0	22
329	Reserve	0	(100.000)	0	0	0	(100.000)	0
Chapter 33	Market-related structural measures	407	98.300	19	96.987	97.006	388	1.313
330	Associations of producer groups	0	4.600	0	4.179	4.179	0	421
331	Milk and meat sector	205	p.m.	19	0	19	186	p.m.
332	Wine sector	202	77.500	0	77.263	77.263	202	237
333	Fruit and olive sector	0	16.200	0	15.545	15.545	0	655
Chapter 46	Structural measures in the fisheries sector	770	53.200	0	45.503	45.503	770	7.697
460	Restructuring, modernisation fisheries	185	52.680	0	45.435	45.435	185	7.345
461	Producers' groups in fisheries sector	585	520	0	68	68	585	452
TOTAL EAGGF (Reserve)		82.574	843.526 (+100.000)	75.066	833.600	908.666	7.508 (+100.000)	9.926

(1) Including transfers

Irregularities relating to the Guidance Section in 1987

MEASURE	(in ECU)							
	BELGIQUE/BELGIE		UNITED KINGDOM		DANMARK		NEDERLAND	
	Number	Amount	Number	Amount	Number	Amount	Number	Amount
	of cases:		of cases:		of cases:		of cases:	
Modernisation of farms Directive No 72/159/EEC	1	2.185	21	110.502	9	78.163	18	90.851
Mountain and hill farming in certain less-favoured areas Directive No 75/268/EEC	6	21.188	56	171.478	-	-	-	-
TOTAL	7	23.373	77	281.980	9	78.163	18	90.851
Amount recovered	-	-	36	173.222	2	50.177	3	10.091



## ANNEX 58

## Breakdown of cases of irregularities recorded up to 31.12.1987

(ECU)

MEMBER STATES	Non-marketing of milk R. 1975/69			Grubbing of fruit trees R. 2517/69 + R. 794/76			Conversion to beef production: R. 1353/63			Modernization of farms Dir. 72/159/EEC		
	No	Amount	Settled	No	Amount	Settled	No	Amount	Settled	No	Amount	Settled
BELGIQUE/ BELGIE	20	62.942	52.366	2	8.967	6.073	16	49.050	45.619	7	18.918	9.527
DANMARK	-	-	-	-	-	-	17	59.954	59.954	77	350.151	306.172
DEUTSCHLAND	43	177.265	177.265	1	4.444	4.444	22	187.883	136.643	5	21.592	15.953
FRANCE	94	271.117	253.741	1	1.583	1.583	140	389.306	358.684	-	-	-
IRELAND	-	-	-	-	-	-	2	2.756	2.756	-	-	-
NEDERLAND	34	146.363	146.363	-	-	-	3	21.594	21.594	283	2.426.536	1.065.874
UNITED KINGDOM	-	-	-	-	-	-	62	427.288	252.496	41	229.744	142.942
ITALIA	-	-	-	42	27.426	27.426	-	-	-	-	-	-
TOTAL	191	657.687	629.735	46	42.420	39.526	262	1.137.831	877.746	413	3.046.941	1.540.468

MEMBER STATES	Citrus fruit R. 2511/69 Fruit and vegetable producers: R. 1035/72			Less-favoured areas Dir. 75/268/EEC			Cattle diseases Dir. 77/391/EEC			Reconversion of wine : production R. 1163/76			TOTAL		
	No	Amount	Settled	No	Amount	Settled	No	Amount	Settled	No	Amount	Settled	No	Amount	Settled
BELGIQUE/ BELGIE	-	-	-	68	160.455	57.905	-	-	-	-	-	-	113	300.332	171.490
DANMARK	1	16.597	16.597	-	-	-	-	-	-	-	-	-	95	426.702	382.723
DEUTSCHLAND	-	-	-	-	-	-	2	4.329	4.329	-	-	-	73	395.513	338.634
FRANCE	2	42.573	42.573	-	-	-	-	-	-	-	-	-	237	704.579	656.581
IRELAND	-	-	-	10	23.348	16.362	-	-	-	-	-	-	12	26.104	19.118
NEDERLAND	-	-	-	-	-	-	-	-	-	-	-	-	320	2.594.493	1.233.831
UNITED KINGDOM	-	-	-	75	206.684	134.401	-	-	-	-	-	-	178	863.716	529.839
ITALIA	-	-	-	-	-	-	-	-	-	1	688	-	43	28.114	27.426
TOTAL	3	59.170	59.170	153	390.487	208.668	2	4.329	4.329	1	688	-	1.071	5.339.553	3.359.642

Remarks : - The amounts in the table represent aids and premiums paid by the Member States of which 50 % is chargeable to the EAGGF (for Directive 72/159/EEC and 75/268/EEC : 25 %)  
- With effect to 26.05.1983, EEC Directive 77/391 is no longer financed by the EAGGF; however the arrangements for Regulation 283/72 continue to apply.



Measures financed under the I.M.P.  
 (Regulation (EEC) No 2088/85)

1987  
 (in thousands ECU's)

<u>Measures</u>	<u>COMMITMENTS</u>		<u>PAYMENTS</u>	
<u>Direct actions</u>				
269/79	13.370		-	
of which : FRANCE		13.206		-
ITALIA		164		
1760/78	10.220		-	
of which : FRANCE		10.220		-
355/77	789		-	
of which : FRANCE		553		-
GRECE		236		-
<u>Indirect actions</u>				
ELLAS	6.678		6.678	
FRANCE	986		986	
TOTAL :	32.043		7.664	
of which :FRANCE		23.979	986	
ITALIA		164	-	
ELLAS		236	6.678	