




EUROPEAN COMMISSION

# CAP WORKING NOTES



# TOBACCO

1996/97

# Working notes on the Common Agricultural Policy

## TOBACCO

*1996/97 edition*

EUROPEAN COMMISSION  
Directorate-General for Agriculture  
Information, reports, publications, studies and documentation  
130, rue de la Loi, B - 1049 Brussels  
Fax: + 32.2.2957540

A great deal of additional information on the European Union is available on the Internet.  
It can be accessed through the Europa server (<http://europa.eu.int>).

Cataloguing data can be found at the end of this publication.

Luxembourg: Office for Official Publications of the European Communities, 1996

ISBN 92-827-7561-5


© ECSC-EC-EAEC, Brussels - Luxembourg, 1996

Reproduction is authorized, except for commercial purposes, provided the source is acknowledged.

*Printed in Belgium*

# CONTENTS


	<i>Page</i>
<b>Introduction</b>	5
<b>The situation of the market</b>	7
1. World market	7
2. Community market	8
<b>The common market organisation</b>	10
1. Import and export arrangements	10
2. Premiums	10
3. Intervention storage	12
4. Conversion premium	13
5. Community research and information fund	13
<b>Annexes</b>	14



## INTRODUCTION

This text on tobacco is one of a series produced by the Directorate-General for Agriculture of the European Commission known as "*CAP Working Notes*" which is published towards the end of each year in French, English and German. These documents contain the most recently available information on the current marketing year, particularly the decisions on prices and related measures and the planned budget expenditure for the market organisation of the product in question.

The document is in two parts with a set of annexes. The first part consists mainly of the contribution made by the Directorate-General for Agriculture's Tobacco Unit to the *1996 Report on the Agricultural Situation in the European Union*. The second is taken from the working document "Section III - Commission - Sub-section B1" which accompanies the *Preliminary Draft General Budget of the European Communities for the financial year 1997* which was originally published in May 1996 and has now been updated for inclusion in this text which was completed on 15 October 1996.



# THE SITUATION OF THE MARKET

## 1. World market

In 1995 world production of tobacco amounted to 6.5 million tonnes (Table 1). With 39.3% of world production (with a 14.4% increase over its 1994 harvest), China remains by far the world's biggest producer, followed by the United States, India and Brazil. The European Union, with 5.1% of world production, continues to be in fifth place: in 1995 its production of leaf tobacco totalled 333 200 tonnes, i.e. a slight increase over 1994 (+1.4%), and it maintained its percentage of world production.

**Table 1**  
World production of raw tobacco and production  
in principal exporting countries

	%				1 000 t				Change (%) 1995 1994
	1992	1993	1994	1995	1992	1993	1994	1995	
<i>World</i>	100,0	100,0	100,0	100,0	8293,0	8299,9	6391,9	6508,2	1,8
of which:									
- EUR 12	4,9	4,1	5,1	5,1	407,8	342,0	328,4	332,9	1,4
- EUR 15	4,9	4,1	5,1	5,1	408,1	342,4	328,8	333,2	1,3
- Turkey	4,0	4,1	2,9	3,3	331,8	338,1	187,7	218,0	16,1
- USSR/CIS	1,7	2,5	3,0	0,0	143,7	210,9	190,6	:	x
- Bulgaria	0,9	0,6	0,5	0,4	71,9	49,7	34,9	26,6	-23,8
- Zimbabwe	2,5	2,8	2,8	3,2	211,4	235,3	177,8	209,0	17,5
- Malawi	1,7	1,6	1,5	2,0	137,9	133,6	98,1	130,7	33,2
- India	7,0	7,0	8,3	8,1	584,4	580,6	528,0	524,5	-0,7
- Rep. of South Korea	1,0	1,3	1,5	1,3	79,6	106,5	98,6	83,9	-14,9
- USA	9,4	8,8	11,2	8,8	780,9	731,9	718,0	575,4	-19,9
- Canada	0,9	1,0	1,1	1,2	71,8	86,1	71,5	79,3	10,9
- Mexico	0,4	0,9	1,1	0,7	29,8	71,4	68,2	45,4	-33,4
- Indonesia	1,8	1,8	2,5	2,6	145,4	152,8	160,0	171,4	7,1
- Philippines	1,4	1,2	0,9	1,0	114,9	102,5	56,0	63,7	13,8
- Brazil	7,0	7,3	6,9	6,1	577,0	608,0	442,0	398,0	-10,0
- Argentina	1,3	1,4	1,3	1,2	108,6	112,3	82,0	79,0	-3,7
- Peop. Rep. China	42,2	41,6	35,0	39,3	3499,0	3451,0	2238,0	2560,0	14,4

Sources: European Commission, Directorate-General for Agriculture, and USDA.

Prices rose on the markets of Malawi and Zimbabwe, considered to be indicative of world price trends (particularly for flue-cured and light air-cured varieties). Prices on the European market also increased, particularly for oriental varieties.

Growth in world leaf tobacco consumption was slower (+0.5%) between 1994 and 1995.



## 2. Community market

Cigarette and cigar production in the European Union in 1995 was slightly up (1%) on 1994.

Community tobacco exports to the rest of the world amounted to 283 900 tonnes in 1995 (209 400 tonnes in 1994), the main exports being of the oriental varieties, sought after for their aromatic qualities, and flue-cured varieties. Despite this increase in export levels, demand for oriental tobaccos and the dark air-cured varieties is falling. By contrast, there is a sharp rise in demand for flue-cured varieties (see Annexes 2 and 3). The European industry used about 685 000 tonnes of baled tobacco, of which 493 700 tonnes (72.1%) were imported (Table 2).

**Table 2**  
**EU share of world trade<sup>1</sup> in raw tobacco**

	Provenance or destination %	1000 t				Change (%)
		1992	1993	1994	1995	1995 1994
Imports	World	1814,9	1765,2	1769,9	1754,2	-0,9
	EUR 12	527,1	416,9	490,1	479,5	-2,2
	%	29,0	23,6	27,7	27,3	x
	EUR 15	557,0	442,8	520,2	493,7	-5,1
	%	30,7	25,1	29,4	28,1	x
Exports	World	1741,2	1777,0	1758,4	1698,7	-3,4
	EUR 12	199,5	209,7	208,4	280,4	34,5
	%	11,5	11,8	11,9	16,5	x
	EUR 15	200,5	210,7	209,4	283,9	35,6
	%	11,5	11,9	11,9	16,7	x

Sources: Eurostat and "Tobacco: World Markets & Trade" (USDA publication).

<sup>1</sup> Excl. intra-UE trade.

Community production has fallen (see Annex 4) as a result of the application of the reform of the common organization of the market in raw tobacco. This reform establishes a quota scheme by Member State and group of varieties (there are now eight groups of varieties, instead of the 34 groups under the old system), and puts an end to intervention and export refunds. The total quota was set at 350 600 tonnes for the 1995 harvest and Community production fell short by 5%.

The Commission has continued to implement the 1992 reform, preparing accompanying measures (production quota scheme for producers, direct payment of the premium to producers, carryover of 10% of production to the following harvest and transfer of quotas from one group of varieties to another). Under the latest invitation to tender it sold the final quantities of baled tobacco held by the intervention agencies for export.

The Commission has prepared a report and will present its proposals to the Council for the arrangements to apply from the 1998 harvest.

## COMMON ORGANIZATION OF THE MARKET

The Community raw tobacco varieties covered by the market organization fall into the following groups:

- flue cured,
- light air cured,
- dark air cured,
- fire cured,
- sun cured,
- Basmas,
- Katerini,
- Kaba Koulak classic and similar varieties.

The market organization for raw tobacco, introduced on 29 April 1970, was given radical reform in 1992 by Council Regulation (EEC) No 2075/92. This new basic Regulation was last amended by Regulation (EC) No 415/96.

The market organization comprises trading arrangements with other countries, a premium system and measures to orient and curb production. Tobacco is sometimes marketed a number of years after it has been cropped. For this reason reference is made to tobacco harvests and not to marketing years.

### 1. Import and export arrangements

As there are no quantitative restrictions on imports into the Union, the Common Customs Tariff can provide only limited protection. Under the new arrangements no export refunds are granted and scheduled expenditure for Article 1-170 is therefore nil in both 1996 and 1997 (see Table 3).<sup>1</sup>

### 2. Premiums

Since the 1993 harvest, premiums have been granted to help raise growers' incomes and at the same time gear production to market requirements and permit disposal of the tobacco grown in the Union.

The premium is set each year by the Council, as an amount per kilogram of raw leaf tobacco, for each group. There is a supplement for flue cured, light air cured and dark air cured tobacco grown in Belgium, Germany and France.

---

<sup>1</sup> For a detailed description of the Marrakesh Agreement see the *CAP Working Notes* special issue "GATT and European agriculture".

To concentrate supply and adapt it to qualitative market requirements a special aid of 10% of the premium is granted where a cultivation contract is concluded between the first processor and a recognized producer group provided that it covers all the group's production.

**Table 3**  
**Appropriations authorized in 1996**  
**and appropriation requirements for 1997**

(in ECU)<sup>1</sup>

Article Item	Heading	Appropriations authorized 1996	Appropriation requirements 1997	Change (%)
1-170	Refunds on tobacco	pm	pm	
1-171	Tobacco premiums	1 040 000 000	1 032 000 000	- 0.8
1-172	Intervention storage of tobacco	pm	pm	-
1-1720	Technical costs of public storage	pm	pm	-
1-1721	Financial costs of public storage	pm	pm	-
1-1722	Other public storage costs	pm	pm	-
1-1723	Stock depreciation	pm	pm	-
1-173	Conversion premium	42 000 000	14 000 000	-66.7
1-175	Community fund for research and information	9 000 000	5 000 000	-44.4
1-179	Other	pm	pm	
	TOTAL	1 091 000 000	1 051 000 000	- 3.7

<sup>1</sup> See Annex 1 for conversion rates to national currencies. The appropriation requirements are contained in Letter of Amendment No 1 to the Preliminary Draft Budget for 1997. However, the Community authorities appear to be moving towards a reduction of about 2-3 % for each budget item and this position is reflected in the same Letter of Amendment.

The premium is paid directly to the grower. Member States may however choose to pay it via the first processor. A condition of eligibility for the premium is that the grower or his producer group has signed a European cultivation contract.

To curb production a maximum guarantee threshold for the whole Union is set at 350 600 tonnes. This volume is broken down by variety and Member State. Whereas with maximum guaranteed quantities an overrun meant a proportionate reduction of the premium for the variety in question an overrun of the guarantee threshold means non-eligibility for the premium of the quantities produced beyond it.

The premiums and guarantee thresholds for 1996 and 1997 are given in Table 4. Supplementary amounts for varieties of groups I, II and III grown in France, Belgium and Germany are also granted. Guarantee thresholds are the same for both harvests, which explains the close correspondence of expenditure under Article 1-171 scheduled for both years.

**Table 4**  
**Premiums and quotas for 1995 and 1996 harvests**  
**(financial years 1996 and 1997)**

Group	Quota (tonnes) 1995	Quota <sup>1</sup> (tonnes) 1996	Premium (ECU/tonne)
Flue cured (I)	124 660	125 230	2 709.65
Light air cured (II)	74 840	74 340	2 167.48
Dark air cured (III)	46 570	47 000	2 167.48
Fire cured (IV)	6 930	6 930	2 383.62
Sun cured (V)	29 700	29 200	2 167.48
Basmas (VI)	26 100	26 100	3 754.15
Katerini (VII)	22 250	22 250	3 185.41
Kaba Koulak (VIII)	19 550	19 550	2 276.15
Total EUR 15	350 600	350 600	

<sup>1</sup> Council Regulation (EC) No 415/96. For the breakdown of guarantee thresholds by groups of varieties and by Member state and for the supplementary amounts, see Annex 5.

### 3. Intervention storage

The new rules make no provision for this. Old stocks have been run down and no expenditure is anticipated in 1997 or items 1-1720, I-1721, I-1722 and 1-1723.

#### **4. Conversion premium**

A three-year programme for conversion of plantations of Mavra, Tsebelia, Forchheimer Havana IIc and Geudertheimer hybrids to other varieties more in line with market requirements or to other agricultural crops commenced with the 1993 crop. Given the volume of payments already made the assessment of appropriation needs for Article 1-73 works out at ECU 14 million for 1997 against ECU 42 million for 1996.

#### **5. Community research and information fund**

This is financed by a deduction, at present 1%, from premiums granted. It promotes orientation of production to the least harmful varieties and public information on the harmful effects of tobacco use. Appropriation requirements for Article 1-175 are set out in the financial statement (see Annex 6).

## ANNEX 1

### Monetary assumptions made when drawing up the 1997 preliminary draft budget

1 ECU = ... national currency

Member State	Agricultural conversion rate	Assumed market rate <sup>1</sup>	Average dual rate coefficient <sup>2</sup>	
<b>B/L</b>	Direct aid for arable crops, beef and sheepmeat premiums and accompanying measures	40,8337	38,8905	1,050
	Other	39,5239		1,016
<b>DK</b>	Direct aid for arable crops, beef and sheepmeat premiums and accompanying measures	7,74166	7,31008	1,059
	Other	7,49997		1,026
<b>D</b>	Direct aid for arable crops, beef and sheepmeat premiums and accompanying measures	1,94962	1,89272	1,030
	Other	1,90616		1,007
<b>EL</b>	All products	311,761	309,136	1,008
<b>E</b>	All products	165,198	159,037	1,039
<b>F</b>	All products	6,61023	6,48239	1,020
<b>IRL</b>	All products	0,829498	0,816196	1,016
<b>I</b>	Beef premiums	2 164,34	2 003,05	1,081
	Other	2 096,38		1,047
<b>NL</b>	Direct aid for arable crops, beef and sheepmeat premiums and accompanying measures	2,19672	2,11827	1,037
	Other	2,14021		1,010
<b>A</b>	Direct aid for arable crops, beef and sheepmeat premiums and accompanying measures	13,7190	13,3110	1,031
	Other	13,4084		1,007
<b>P</b>	All products	198,202	195,465	1,014
<b>FIN</b>	All products	5,88000	5,89704	0,997
<b>S</b>	Direct aid for arable crops, beef and sheepmeat premiums and accompanying measures	9,24240	8,49346	1,088
	Other	8,93762		1,052
<b>UK</b>	All products	0,856563	0,841589	1,018

<sup>1</sup> Assumed market rates for the financial year equal to market rates on 25 March 1996.

<sup>2</sup> The average dual rate coefficient is obtained by dividing the agricultural conversion rate by the market rate. For further explanations on monetary questions, see the special edition of *CAP Working Notes* entitled *The Agrimonetary System in the Single Market*.

## ANNEX 2

### EU tobacco exports to third countries

Destination	Tonnes				% of total 1995	Change (%)
	1992 <sup>1</sup>	1993 <sup>1</sup>	1994 <sup>1</sup>	1995 <sup>2</sup>		1995 1994
USA	44320	33530	27577	23222	8,2	-15,8
Russia	7424	32832	9581	19289	6,8	101,3
Egypt	23422	15632	40539	14037	4,9	-65,4
Algeria	12924	15553	14685	17794	6,3	21,2
Romania	1377	14370	7066	3690	1,3	-47,8
Switzerland	9688	9281	11914	12749	4,5	7,0
Japan	11640	9082	8748	10061	3,5	15,0
Poland	7145	7439	10087	13740	4,8	36,2
Bulgaria	8641	5520	1594	5607	2,0	251,8
Cuba	7691	5458	4480	5257	1,9	17,3
Hungary	2771	4786	3165	80775	28,4	2452,1
Czech Republic	0	3933	4596	6164	2,2	34,1
Mexico	2915	3866	4058	1221	0,4	-69,9
Territory of the former Yugoslav Republic of Macedonia	0	3246	3522	4888	1,7	38,8
Tunisia	3373	2778	1577	1371	0,5	-13,1
Others	56446	42432	55222	64062	22,6	16,0
World	199777	209738	208411	283927	100,0	36,2

Source: Eurostat

<sup>1</sup> EUR 12.

<sup>2</sup> EUR 15 (3 months without Austria).



## ANNEX 3

### Imports and exports of raw tobacco

EUR 15

(1000 t)

	1993 <sup>1</sup>		1994 <sup>1</sup>		1995	
	Intra	Extra	Intra	Extra	Intra <sup>2</sup>	Extra <sup>3</sup>
<b>A. Imports</b>						
Flue cured Virginia	37,5	192,7	23,9	215,0	34,2	214,8
Light air cured Burley	10,2	54,9	9,4	65,3	15,7	67,2
Light air cured Maryland	0,0	1,5	0,0	1,4	0,3	1,2
Fire cured Kentucky	1,6	8,6	1,7	9,3	3,4	7,1
Other fire cured	0,6	8,2	0,4	9,7	1,2	11,2
Light air cured (other)	3,1	5,0	5,0	11,9	3,3	12,7
Sun cured	32,1	27,0	16,5	29,7	25,5	37,0
Dark air cured	5,3	35,9	1,2	36,1	3,8	32,3
Flue cured (other)	3,9	19,6	9,4	28,9	7,9	24,9
Other tobacco	8,4	5,3	6,9	12,9	10,1	9,1
Tobacco refuse	22,1	58,2	26,4	69,9	33,0	76,1
<b>Total</b>	<b>124,8</b>	<b>416,9</b>	<b>100,8</b>	<b>490,1</b>	<b>138,4</b>	<b>493,6</b>
<b>B. Exports</b>						
Flue cured Virginia	22,4	17,2	13,8	46,5	68,8	126,9
Light air cured Burley	14,0	24,3	17,5	29,7	24,6	17,7
Light air cured Maryland	0,2	1,3	0,0	0,4	0,0	0,4
Fire cured Kentucky	1,3	2,9	2,5	3,9	2,5	2,5
Other fire cured	0,5	1,7	0,9	0,9	0,5	1,0
Light air cured (other)	0,5	0,0	0,0	1,4	0,4	2,0
Sun cured	26,3	88,8	0,7	63,9	27,8	66,3
Dark air cured	5,5	30,0	4,3	18,3	3,3	23,2
Flue cured (other)	8,9	20,8	9,2	17,9	13,9	18,3
Other tobacco	4,3	10,8	5,4	11,5	6,9	17,2
Tobacco refuse	29,0	11,9	34,8	14,0	65,4	8,4
<b>Total</b>	<b>112,9</b>	<b>209,7</b>	<b>89,1</b>	<b>208,4</b>	<b>214,1</b>	<b>283,9</b>

Source: Eurostat.

<sup>1</sup> EUR 12.

<sup>2</sup> EUR 14 (Austria: no data available).

<sup>3</sup> 3 months without Austria.

## ANNEX 4

### Area, yield and production of leaf tobacco, by group of varieties

			Area					Yield					Production						
			ha				Change (%)	100 kg/ha				Change (%)	t				Change (%)		
			1992	1993	1994	1995	1992 1994	1992	1993	1994	1995	1992 1994	1992	1993	1994	1995	1992 1994		
I. Flue cured	EUR 15		72528	51847	50092	46157	-7.9	23.0	23.9	23.7	26.4	11.7	167040	124129	118521	122024	3.0		
		BR Deutschland	912	1041	1394	1231	-10.3	18.0	17.1	14.6	16.3	12.8	1640	1777	2041	2066	1.2		
		Elláda	28796	12362	11097	10435	-6.0	24.8	30.7	26.7	29.3	9.9	71526	37921	29644	30624	3.3		
		España	13800	12410	11213	10889	-2.9	21.9	22.2	23.8	26.6	3.1	30158	27569	28944	28969	0.1		
		France	3560	3963	3816	3582	-6.1	18.5	20.1	21.7	23.5	8.3	6602	7951	8273	8412	1.7		
		Italia	23561	19984	20323	18345	-9.7	22.7	23.6	22.5	26.2	16.4	53517	47193	45691	48000	5.1		
		Österreich	-	-	-	1	x	-	-	-	20.0	x	-	-	-	-	2	x	
		Portugal	1899	2087	2247	1654	-26.4	18.9	8.2	17.5	23.9	36.6	3597	1718	3928	3951	0.6		
		EUR 12		72528	51847	50092	46156	-7.9	23.0	23.9	23.7	26.4	11.7	167040	124129	118521	122022	3.0	
		II. Light air cured	EUR 15		29820	26462	24584	23522	-4.3	26.9	27.0	28.5	30.1	5.7	80178	71479	70000	70804	1.1
Belgique/België	-			-	27	25	-7.4	-	-	30.7	30.4	-1.1	-	-	83	76	-8.4		
BR Deutschland	1717			1547	1427	1161	-18.6	25.0	20.4	21.3	18.7	-12.0	4290	3158	3040	2176	-28.4		
España	3213			3664	3710	3701	-0.2	23.2	31.5	31.7	31.7	0.5	13127	11530	11700	11732	0.3		
France	2906			1930	835	1036	24.1	23.0	24.3	27.8	23.7	-14.7	6681	4689	2320	2454	5.8		
Italia	2560			2619	2504	2319	-7.4	20.0	23.4	26.5	29.0	9.2	5113	6125	6642	6719	1.2		
Österreich	16936			16175	15549	14863	-4.4	29.5	27.7	28.9	31.3	8.1	49890	44775	44968	46486	3.4		
Portugal	196			195	190	146	-23.2	16.3	19.1	17.9	17.9	-6.1	319	393	363	262	-27.8		
EUR 12				292	332	342	271	-20.8	26.0	24.4	25.8	33.2	28.3	758	809	884	899	1.7	
EUR 12				29624	26267	24394	23376	-4.2	27.0	27.1	28.5	30.2	5.7	79859	71086	69637	70542	1.3	
III. Dark air cured	EUR 15		23282	21257	21170	20896	-1.3	23.0	21.4	20.7	21.1	1.6	53481	45524	43886	44003	0.3		
		Belgique/België	417	400	386	339	-12.2	33.8	37.6	31.2	30.4	-2.6	1409	1503	1206	1032	-14.4		
		BR Deutschland	1172	1203	1243	1164	-6.5	27.0	26.6	23.0	23.7	3.2	3160	3206	2862	2762	-3.5		
		España	3070	3252	3899	4371	12.1	23.3	26.0	27.7	24.3	-12.1	7156	8466	10800	10640	-1.5		
		France	5598	4515	4252	4007	-5.8	22.4	26.5	28.4	30.4	7.0	12567	11980	12074	12170	0.8		
		Italia	13025	11885	11388	11015	-3.3	22.4	17.1	14.9	15.8	6.2	29189	20369	16944	17399	2.7		
		EUR 12		23282	21257	21170	20896	-1.3	23.0	21.4	20.7	21.1	1.6	53481	45524	43886	44003	0.3	
		IV. Fire cured	EUR 15		3463	3435	3117	2875	-7.8	18.8	19.5	19.7	23.4	18.7	6515	6690	6148	6733	9.5
				España	6	11	12	12	0.0	18.3	19.1	21.7	23.3	7.7	11	21	26	28	7.7
				France	1	-	-	-	x	-	-	-	-	x	-	-	-	-	x
Italia	3456			3424	3105	2863	-7.8	18.8	19.5	19.7	23.4	18.8	6502	6669	6122	6705	9.5		
EUR 12				3463	3435	3117	2875	-7.8	18.8	19.5	19.7	23.4	18.7	6515	6690	6148	6733	9.5	
V. Sun cured	EUR 15		27382	17239	15133	13860	-8.4	15.1	18.6	18.1	19.7	8.9	41263	32042	27335	27265	-0.3		
		Elláda	19255	9304	7438	7241	-2.6	15.2	20.1	20.3	21.3	4.8	29305	18740	15104	15411	2.0		
		Italia	8127	7935	7695	6619	-14.0	14.7	16.8	15.9	17.9	12.7	11958	13302	12231	11854	-3.1		
		EUR 12		27382	17239	15133	13860	-8.4	15.1	18.6	18.1	19.7	8.9	41263	32042	27335	27265	-0.3	
VI, VII, VIII. Special Sun cured	EUR 15		49047	47169	45039	42268	-6.2	12.2	13.3	14.0	14.8	5.6	59628	62563	62896	62358	-0.9		
		Elláda	49047	47169	45039	42268	-6.2	12.2	13.3	14.0	14.8	5.6	59628	62563	62896	62358	-0.9		
		EUR 12		49047	47169	45039	42268	-6.2	12.2	13.3	14.0	14.8	5.6	59628	62563	62896	62358	-0.9	
Raw tobacco	EUR 15		205522	167409	159135	149578	-6.0	19.9	20.5	20.7	22.3	7.8	408103	342427	328786	333187	1.3		
		Belgique/België	417	400	413	364	-11.9	33.8	37.6	31.2	30.4	-2.5	1409	1503	1289	1108	-14.0		
		BR Deutschland	3801	3793	4066	3576	-12.1	23.9	21.5	19.5	19.6	0.3	9090	8141	7943	7004	-11.8		
		Elláda	102311	72499	67284	63645	-5.4	17.0	18.0	18.9	18.9	6.4	173586	130754	119344	120125	0.7		
		España	19782	17603	15959	16308	2.2	22.2	23.1	26.4	25.8	-2.1	44006	40745	42090	42091	0.0		
		France	11719	11097	10572	9908	-6.3	20.7	23.5	25.5	27.6	7.9	24282	26056	26989	27301	1.2		
		Italia	65105	59403	58062	53705	-7.5	23.2	22.3	21.7	24.3	12.0	151056	132308	125956	130444	3.6		
		Österreich	196	195	190	146	-23.2	16.3	20.2	19.1	17.9	-6.1	319	393	363	262	-27.8		
		Portugal	2191	2419	2389	1925	-25.6	19.9	10.4	18.6	25.2	35.6	4355	2527	4812	4850	0.8		
		EUR 12		205526	167214	158945	149431	-6.0	19.9	20.5	20.7	22.3	7.8	407784	342034	328423	332923	1.4	

NB: Classification of tobacco varieties as set out in the Annex to Regulation (EEC) No 2075/92, 30.6.1992.  
Source: European Commission, Directorate-General for Agriculture.

## ANNEX 5

### Guarantee thresholds for 1996

	I Flue cured	II Light air cured	III Dark air cured	IV Fire cured	V Sun cured	Other			Total (tonnes)
						VI Basma	VII Katerini	VIII K.Koulak	
Italy	48 000	46 500	17 400	6 900	14 000				132 800
Greece	30 700	12 400			15 700	26 100	22 250	19 550	126 700
Spain	29 000	2 470	10 800	30					42 300
Portugal	5 500	1 200							6 700
France	8 430	7 000	12 170						27 600
Germany	3 000	4 500	4 500						12 000
Belgium		200	1 700						1 900
Autria	30	570							600
	124 660	74 840	46 570	6 930	29 700	26 100	22 250	19 550	350 600

### Supplementary amounts

Variety	ECU/kg
Badischer Geudertheimer, Pereg, Korso	0,4238
Badischer Burley E and hybrids thereof	0,6786
Virgin D and hybrids thereof, Virginia and hybrids thereof	0,3876
Paraguay and hybrids thereof, Dragon vert and hybrids thereof, Philippin, Petit Grammont (Flobecq), Semois, Appelterre	0,3163
Nijkerk	0,1847
Misionero and hybrids thereof, Rio Grande and hybrids thereof	0,2016

## ANNEX 6

### Article B1-175: Community tobacco research and information fund

(million ECU)

Appropriations authorized 1996		Appropriations requested 1997		Change (%)	
Commitments	Payments	Commitments	Payments	Commitments	Payments
9	9	5	5	-45	-45

#### 1. TITLE OF ACTION

Community tobacco research and information fund

#### 2. BUDGET HEADING

B1-175

#### 3. LEGAL BASIS

Council Regulation (EEC) No 2075/92 of 1 June 1992 (Article 13)  
Commission Regulation (EEC) No 2427/93 of 1 September 1993

#### 4. DESCRIPTION

##### 4.1 General objective

- Prevention of excessive tobacco use
- Orientation of tobacco production towards the least harmful varieties and qualities

##### 4.2 Duration

Indeterminate

## 5. CLASSIFICATION OF EXPENDITURE

### 5.1 Compulsory expenditure

### 5.2 Non-differentiated appropriation

## 6. TYPE OF EXPENDITURE

Subsidization of projects to up to 75% of total cost.

Payments from the Fund will be made on the basis of the contract signed. They will be in instalments and linked to the progress of the work and require production of invoices and supporting documents.

The Fund is financed by deduction from premiums actually paid of 0.5% for the 1993 harvest and 1% for subsequent harvests.

Breakdown: 50% of the budget allocated to research projects and 50% to health projects.

From 1997 only expenditure actually scheduled will be shown in the budget and not total premium deductions.

## 7. FINANCIAL IMPLICATIONS

The first call for proposals was published on 1 July 1994 (OJ C 179, p. 8). Project selection is completed and the first contracts are about to be signed. The first payments will probably be made in March or April.

### Timetable for total Community contribution to projects already approved

(ECU)

	1996	1997	1998	1999	2000	Total
Research	1 696 750	1 751 328	1 260 991	933 053	270 690	5 912 812
Health	1 939 792	1 213 186	840 784	810 452	739 998	5 544 212
Total	3 636 542	2 964 514	2 101 775	1 743 505	1 010 688	11 492 313

1996 budget: ECU 9 million (total 1% premium deduction)

1997 budget: ECU 5 million

This amount, some ECU 2 million more than required for the projects already approved, allows for conclusion of further contracts.

## **8. ANTI-FRAUD ACTION**

Article 6 of Regulation No 2427/93: The Commission will monitor and assess the results obtained during execution of the projects approved and EAGGF officials will make checks on the spot. The Commission will keep the Management Committee for Tobacco informed of contracts concluded and the progress of the work.

## **9. COST-EFFECTIVENESS ANALYSIS**

### **9.1 Specific objectives**

The Fund finances research and information programmes in the following areas:

- improving public, and in particular young people's, knowledge of the harmful effects of using tobacco in any form and of the options for preventing these through health information and education;
- orientation of production to the least harmful varieties, qualities and products through suitable cultivation and drying methods, practices restricting the use of plant health products and introduction of new varieties.

Projects must

#### **(a) as regards research**

- be of particular innovational interest
- be geared to practical application
- priority is given to projects likely to have a rapid impact on production and to those allowing rapid dissemination to producers of the information or results obtained.

#### **(b) as regards information**

- provide producers and/or consumers with objective information effectively
- be original and practical and produce effects in the short term.

Target population:

(a) research:

- final: tobacco growers, consumers
- intermediate: agricultural research centres

(b) health:

- final: population sectors most at risk of becoming consumers (young people, women, etc.)
- intermediate: anti-cancer organizations, hospitals, etc.

## 9.2 Justification for action

Research projects involving collaboration between several Member States are impossible without Community financing.

Health promotion in the Community:

- orientation of production to the least harmful varieties and qualities
- provision of information to the public, notably young people.

## 9.3 Monitoring and evaluation

The Commission will monitor and evaluate the results obtained in the course of execution of approved projects, being assisted in this task by a scientific and technical committee of higher level health and agricultural research experts.

An annual evaluation will be made on the basis of an annual report sent by the coordinators of each project. This will be

- scientific: officials of DG VI's agricultural research unit will examine the quality of the scientific results obtained by the participants in the project during the year in question. The scientific and technical committee of sector professionals will in its turn assess the quality of the results obtained.
- financial: Commission officials will check that the expenditure submitted by the coordinators properly corresponds to the contracts signed and the work carried out.

Commission officials will visit contractors once or twice a year to check on the spot that progress is satisfactory.

The first contracts having been signed in March 1996, the first annual reports will be sent at the end of 1996.

European Commission

**TOBACCO**

Luxembourg: Office for Official Publications of the European Communities

1996 - 22 p. - 21 x 29,7 cm

ISBN 92-827-7561-5



**BELGIQUE/BELGIE**

**Moniteur belge/Belgisch Staatsblad**

Rue de Louvain 40-42/  
Leuvenseweg 40-42  
B-1000 Bruxelles/Brussel  
Tél. (32-2) 552 22 11  
Fax (32-2) 511 01 84

**Jean De Lannoy**

Avenue du Roi 202/  
Koningslaan 202  
B-1060 Bruxelles/Brussel  
Tél. (32-2) 538 51 69  
Fax (32-2) 538 08 41  
e-mail: jean.de.lannoy@infoboard.be

**Librairie européenne/  
Europese Boekhandel**

Rue de la Loi 244/  
Wetsstraat 244  
B-1040 Bruxelles/Brussel  
Tél. (32-2) 295 26 39  
Fax (32-2) 735 08 60

**DANMARK**

**J. H. Schultz Information A/S**

Herstedvang 10-12  
DK-2620 Albertslund  
Tlf. (45) 43 63 23 00  
Fax (45) 43 63 19 69  
e-mail: schultz@schultz.dk

**DEUTSCHLAND**

**Bundesanzeiger Verlag**

Breite Straße 78-80  
Postfach 10 05 34  
D-50667 Köln  
Tel. (49-221) 20 29 0  
Fax (49-221) 20 29 278

**GREECE/ELLADA**

**G.C. Eleftheroudakis SA**

International Bookstore  
Panepistimiou 17  
GR-105 64 Athens  
Tel. (30-1) 331 41 82  
Fax (30-1) 323 98 21

**ESPAÑA**

**Mundi Prensa Libros, SA**

Castelló, 37  
E-28001 Madrid  
Tel. (34-1) 431 33 99/431 32 22/435 36 37  
Fax (34-1) 575 39 98  
e-mail: mundiprensa@tsai.es

**Boletín Oficial del Estado**

Trafalgar 27-29  
E-28010 Madrid  
Tel. (34-1) 538 22 95/538 22 97  
Fax (34-1) 538 22 67

**Sucursal:**

**Mundi Prensa Barcelona**

Consell de Cent, 391  
E-08009 Barcelona  
Tel. (34-3) 488 34 92  
Fax (34-3) 487 76 59

**Libreria de la Generalitat de Catalunya**

Rambla dels Estudis, 118  
Palau Moja  
E-08002 Barcelona  
Tel. (34-3) 302 68 35/302 64 62  
Fax (34-3) 302 12 99

**FRANCE**

**Journal officiel**

Service des publications des CE  
26, rue Desaix  
F-75727 Paris Cedex 15  
Tél. (33-1) 40 58 77 01/31  
Fax (33-1) 40 58 77 00

**IRELAND**

**Government Supplies Agency**

Publications Section  
4-5 Harcourt Road  
Dublin 2  
Tel. (353-1) 661 31 11  
Fax (353-1) 475 27 60

**ITALIA**

**Licosa SpA**

Via Duca di Calabria 1/1  
Casella postale 552  
I-50125 Firenze  
Tel. (39-55) 64 54 15  
Fax (39-55) 64 12 57  
e-mail: licosa@ftbcc.it

**GRAND-DUCHÉ DE LUXEMBOURG**

**Messageries du livre Sàrl**

5, rue Raiffeisen  
L-2411 Luxembourg  
Tél. (352) 40 10 20  
Fax (352) 490 661  
e-mail: mdl@pt.lu

**Abonnements:**

**Messageries Paul Kraus**

11, rue Christophe Plantin  
L-2339 Luxembourg  
Tél. (352) 499 88 88  
Fax (352) 499 888 444  
e-mail: mpk@pt.lu

**NEDERLAND**

**SDU Uitgeverijen**

Externe Fondsen  
Christoffel Plantijnstraat 2  
Postbus 20014  
2500 EA 's-Gravenhage  
Tel. (31-70) 378 98 80  
Fax (31-70) 378 97 83

**ÖSTERREICH**

**Manz'sche Verlags-  
und Universitätsbuchhandlung GmbH**

Siebenbrunnengasse 21  
Postfach 1  
A-1050 Wien  
Tel. (43-1) 53 161 (334 oder 340)  
Fax (43-1) 53 161 (339)  
e-mail: auslieferung@manz.co.at

**PORTUGAL**

**Imprensa Nacional-Casa da Moeda, EP**

Rua Marquês de Sá da Bandeira, 16 A  
P-1050 Lisboa Codex  
Tel. (351-1) 353 03 99  
Fax (351-1) 353 02 94/384 01 32

**Distribuidora de Livros**

Bertrand Ld.<sup>ª</sup>  
Grupo Bertrand, SA  
Rua das Terras dos Vales, 4-A  
Apartado 60037  
P-2700 Amadora Codex  
Tel. (351-1) 495 90 50/495 87 87  
Fax (351-1) 496 02 55

**SUOMI/FINLAND**

**Akateeminen Kirjakauppa /  
Akademiska Bokhandeln**

Pohjoisesplanadi 39/  
Norra esplanaden 39  
PL/PB 128  
FIN-00101 Helsinki/Helsingfors  
Tel. (358) 121 41  
Fax (358) 121 44 35  
e-mail: akatilaus@stockmann.mai.net.fi

**SVERIGE**

**BTJ AB**

Traktorvägen 11  
PO Box 200  
S-221 00 LUND  
Tel. (46) 18 00 00  
Fax (46) 18 01 25

**UNITED KINGDOM**

**HMSO Books (Agency Section)**

HMSO Publications Centre  
51, Nine Elms Lane  
London SW8 5DR  
Tel. (44-171) 873 9090  
Fax (44-171) 873 8463

**ICELAND**

**Bokabud Larusar Blöndal**

Skólavörðustig, 2  
IS-101 Reykjavik  
Tel. (354) 55 15 650  
Fax (354) 55 25 560

**NORGE**

**NIC Info A/S**

Bertrand Narvesens vei 2  
Boks 6512 Etterstad  
N-0606 Oslo  
Tel. (47-22) 57 33 34  
Fax (47-22) 68 19 01

**SCHWEIZ/SUISSE/SVIZZERA**

**OSEC**

Stampfenbachstraße 85  
CH-8035 Zürich  
Tel. (41-1) 365 54 54  
Fax (41-1) 365 54 11  
e-mail: urs.leimbacher@ecs.osec.inet.ch

**BÄLGARIJA**

**Europress Klassica Bk Ltd**

76, Gurko Street  
BG-1463 Sofia  
Tel. (359-2) 81 64 73  
Fax (359-2) 81 64 73

**ČESKÁ REPUBLIKA**

**NIS ČR - prodejná**

Konviktská 5  
CZ-113 57 Praha 1  
Tel. (42-2) 24 22 94 33/24 23 09 07  
Fax (42-2) 24 22 94 33  
e-mail: nkposp@dec.nis.cz

**HRVATSKA**

**Meditrade Ltd**

Pavia Hatza 1  
HR-4100 Zagreb  
Tel. (38-1) 43 03 92  
Fax (38-1) 44 40 59

**MAGYARORSZÁG**

**Euro Info Service**

Európa Ház  
Margitsziget  
H-1138 Budapest  
Tel. (36-1) 11 16 061/11 16 216  
Fax (36-1) 302 50 35

**POLSKA**

**Business Foundation**

ul. Krucza 38/42  
PL-00-512 Warszawa  
Tél. (48-22) 621 99 93/628 28 82  
Fax (48-22) 621 97 61- Free line (0-39) 12 00 77

**ROMÂNIA**

**Euromedia**

Str. G-ral Berthelot Nr 41  
RO-70749 Bucuresti  
Tél. (41) 210 44 01/614 06 64  
Fax (41) 210 44 01

**RUSSIA**

**CCEC**

9,60-letiya Oktyabrya Av.  
117312 Moscow  
Tel. (095) 135 52 27  
Fax (095) 135 52 27

**SLOVAKIA**

**Slovenska Technicka Kniznica**

Námestie slobody 19  
SLO-81223 Bratislava 1  
Tel. (42-7) 53 18 364  
Fax (42-7) 53 18 364  
e-mail: europ@tbb1.sitk.stuba.sk

**MALTA**

**Miller Distributors Ltd**

Malta International Airport  
PO Box 25  
LQA 05 Malta  
Tel. (356) 66 44 88  
Fax (356) 67 67 99

**TÜRKIYE**

**Dünya Infotel A.S.**

Istiklâl Caddesi No 469  
TR-80050 Tünel-Istanbul  
Tel. (90-212) 251 91 96 / 427 02 10  
Fax (90-212) 251 91 97

**ISRAEL**

**R.O.Y. International**

17, Shimon Hatarssi Street  
PO Box 13056  
61130 Tel Aviv  
Tel. (972-3) 546 14 23  
Fax (972-3) 546 14 42  
e-mail: royil@netvision.net.il

Sub-agent for the Palestinian Authority:

**Index Information Services**

PO Box 19502  
Jerusalem  
Tel. (972-2) 27 16 34  
Fax (972-2) 27 12 19

**EGYPT**

**The Middle East Observer**

41, Sherif Street  
Cairo  
Tel. (20-2) 39 26 919  
Fax (20-2) 39 39 732

**UNITED STATES OF AMERICA**

**Unipub**

4611-F Assembly Drive  
MD20706 Lanham  
Tel. (800) 274-4888 (toll free telephone)  
Fax (800) 865-3450 (toll free fax)

**CANADA**

Uniquement abonnements/  
Subscriptions only:

**Renouf Publishing Co. Ltd**

1294 Algoma Road  
K1B 3W8 Ottawa, Ontario  
Tel. (1-613) 741 73 33  
Fax (1-613) 741 54 39  
e-mail: renouf@fox.nstn.ca  
For monographs see: Unipub

**AUSTRALIA**

**Hunter Publications**

PO Box 404  
3167 Abbotsford, Victoria  
Tel. (3) 9417 53 61  
Fax (3) 9419 71 54

**JAPAN**

**PSI-Japan**

Kyoku Dome, Tokyo Kojimachi P.O.  
Tokyo 102  
Tel. (81-3) 3234 69 21  
Fax (81-3) 3234 69 15  
e-mail: psijapan@gol.com  
URL: www.psi-japan.com

**SOUTH AND EAST ASIA**

**Legal Library Services Limited**

Orchard  
PO Box 0523  
912318 Singapore  
Tel. (65) 243 24 98  
Fax (65) 243 24 79  
e-mail: elaine@leg-liby.demon.co.uk

**SOUTH AFRICA**

**Satto**

5th Floor Export House,  
CNR Maude & West Streets  
PO Box 782 706  
2146 Sandton  
Tel. (27-11) 883 37 37  
Fax (27-11) 883 65 69

**ANDERE LÄNDER  
OTHER COUNTRIES  
AUTRES PAYS**

**Bitte wenden Sie sich an ein Büro Ihrer  
Wahl  
Please, address yourself to the sales  
office of your choice  
Veuillez vous adresser au bureau de  
vente de votre choix**



OFFICE FOR OFFICIAL PUBLICATIONS  
OF THE EUROPEAN COMMUNITIES

L - 2985 Luxembourg

ISBN 92-827-7561-5



9 789282 775615 >