

EUROPEAN COMMUNITIES
COMMISSION

**FINANCIAL SITUATION
OF THE EUROPEAN COMMUNITIES**

ON 31 DECEMBER 1979

(Report pursuant to Article 29
of the Financial Regulation of 21 December 1977)

EUROPEAN COMMUNITIES
COMMISSION

**FINANCIAL SITUATION
OF THE EUROPEAN COMMUNITIES**

ON 31 DECEMBER 1979

(Report pursuant to Article 29
of the Financial Regulation of 21 December 1977)

TABLE OF CONTENTS

	Page
<u>INTRODUCTION</u>	1
<u>REVENUE</u>	5
<u>EXPENDITURE BY INSTITUTION</u>	
European Parliament	21
Council	27
Court of Justice	41
Economic and Social Committee	49
Court of Auditors	53
Commission	
<u>OVERALL ASSESSMENT</u>	61
Title 1	69
Expenditure relating to persons working with the institution	
Title 2	70
Buildings, equipment and miscellaneous operating expenditure	
Title 3	74
Community policies relating in particular to research, technology, industry, the social sector, the environment and the supply of energy and raw materials	
Title 4	93
Repayments and aid to Member States and miscellaneous	
Title 5	95
Social and Regional Funds	
Titles 6 and 7	103
EAGGF Guarantee Section	
Title 8	107
EAGGF Guidance Section and fisheries policy	
Title 9	114
Cooperation with developing countries and other non-member countries	
<u>ANNEXES</u>	
1. Utilization of the appropriations for the financial year 1979 (Statistical tables)	121
2. Summary of all transfers between Chapters under the financial year 1979 (Statistical tables)	145
3. Utilization of appropriations carried over from 1978 to 1979 (Statistical tables)	155

Article 29 of the Financial Regulation of 21 December 1977 applicable to the General Budget reads as follows:


"The Commission shall, four times a year, present the European Parliament and the Council with a report on the Communities' financial situation, including both revenue and expenditure. There shall be attached to these reports a comprehensive statement on the sums maintained from previous financial years, as well as on any changes brought about as a result of the adoption of Supplementary or Amending Budgets."

The report on the financial situation on 31 December 1979 and payments made by 15 January 1980 shows the main features of the implementation of the Budget in 1979. The figures it contains are provisional since some operations for 1979 are not included, in particular: operations undertaken by the external offices in the last few months; transfers of appropriations and entries of expenditure in the EAGGF Guarantee Section and on food aid which may be made until 31 March 1980; requests for non-automatic carryovers; and a number of changes which will have to be made to commitments once the final list of automatic carryovers has been drawn up.

The analysis of financial management provided for in Article 75 of the Financial Regulation of 21 December 1977, which the Commission will be submitting to the Budgetary Authority pursuant to the same Article, will contain the updated figures required for the final closure of accounts on 31 March 1980.

The presentation of this report takes into account Parliament's comments on this subject.

REVENUE



I. BUDGETARY RULES

Pursuant to Article 5 of the Financial Regulation of 21 December 1977 (1) "the revenue of a financial year shall be entered in the account for the financial year on the basis of the amounts collected during the financial year".

Under the system valid up to 1977, own resources were supplemented by monthly payments of GNP-based contributions which varied according to requirements assessed by the Commission. Twelve monthly payments of own resources were also made with an average delay of two months following the month of establishment to which they were booked.

Since 1978 own resources are no longer entered under the month of their establishment but under the month in which they were paid over to the Budget.

Because of the time lag of two months between establishment and payment, the year 1979, like 1978, was financed by own resources established by the Member States in November and December of the preceding year and by own resources established between January and October of the current year. Financial contributions still being paid by three Member States were not paid according to needs but in equal instalments of one-twelfth of the total resulting from the Budget (Article 10(3) of Council Regulation No 2891/77 of 19 December 1977 implementing the Decision of 21 April 1970 on the replacement of financial contributions by the Member States by the Communities' own resources (2)).

If necessary, Member States may be asked by the Commission to pay own resources - other than VAT resources - one month earlier on the basis of the information available to them on the fifteenth day of the same month (first subparagraph of Article 10(2) of Regulation No 2891/77). The Commission may also draw in excess of the total of these assets if cash requirements exceed the assets of the accounts (Article 12(2) of Regulation No 2891/77). This facility did not have to be used in 1979.

Own resources other than VAT resources must be entered in the accounts opened in the name of the Commission by the Treasury of each Member State by the twentieth of the second month following that in which entitlements were established. VAT and GNP resources are entered on the first working day of each month (Article 7 of Regulation No 2891/77).

(1) OJ L 356 of 21 December 1977.
(2) OJ L 336 of 27 December 1977.

II. IMPLEMENTATION OF REVENUE

(a) Own resources

Total appropriations for payments approved under the 1979 Budget and First, Second and Third Supplementary and Amending Budgets amounted to 14.446,99 million ECU of which 196,4 million ECU were financed by miscellaneous revenue.

The remaining 14.250,6 million ECU were covered by customs duties, agricultural and sugar levies (50,6%), by resources derived from VAT (33,3%), i.e. a total of 83,9% for own resources, and by the financial contributions provided for by Article 4 of the Decision of 21 April 1970 on the replacement of financial contributions by the Member States by the Communities' own resources (1) (16,1%). GNP-based contributions were paid in by the three Member States (Ireland, the Federal Republic of Germany and Luxembourg) which were unable to apply the Sixth Directive on 1 January 1979.

The volume of own resources in the form of customs duties, agricultural and sugar levies during 1979 amounted to 7.332,6 million ECU - 101,68% of the amounts entered in the Budget.

Outturn was slightly lower than estimates as regards agricultural levies (-1,6%), slightly higher as regards customs duties (+2,85%) and sugar levies (+1,12%).

The following table compares the estimates of revenue and outturns from customs duties, agricultural and sugar levies:

Table 1

Type of resource	Budgetary estimates	Amounts collected 12 months	Discrepancy 3-2	Percentage 3/2
1	2	3	4	5
Agricultural levies	1.706,0	1.678,6	- 27,4	98,39
Sugar levies	459,8	464,9	+ 5,1	101,12
Customs duties	5.045,5	5.189,1	+ 143,6	102,85
Total	7.211,3	7.332,6	+ 121,3	101,68

(1) OJ L 94 of 28 April 1970.

The results may be considered satisfactory, particularly as regards agricultural levies when one remembers the major fluctuations in the agricultural sector.

The following table is a breakdown of the incomings in the four quarters of 1979 as a percentage of total estimates.

Table 2

in %

Type of resource	First quarter	First six months	Nine months	Twelve months
Agricultural levies	27,8	52	73,3	98,3
Sugar levies	42	73,7	87,6	101,1
Customs duties	23	47,5	75,4	102,84
Total	25,5	50,3	75,6	101,68

The total outturn of own resources practically matches the estimates. There was a slight slowing down in the second and, to a lesser extent, in the third quarter in relation to the first quarter, which was somewhat higher than estimated, while incomings picked up again in the fourth quarter, exceeding the first quarter by 2%.

The percentage increase in total agricultural levies in the first quarter was smaller in the second and, in particular, third quarters but rose again in the last quarter, so following the outturn pattern of previous years.

The substantial increase in sugar levies calmed down noticeably during the last months of the year. The inflation of the first two quarters was due in part to the fact that production levies are paid only in the first half of the year.

The initial estimates for customs duties were too low by 9%. They were increased by 300 million ECU in the Third Supplementary and Amending Budget. As in 1978 and in contrast to the outturn pattern of previous years, the incomings in the fourth quarter were lower than those of the third. However, this slowdown of some 1% in 1979 was negligible.

1.1 Breakdown of own resources paid since 1974

Table 3

in million u.a. up to 1977

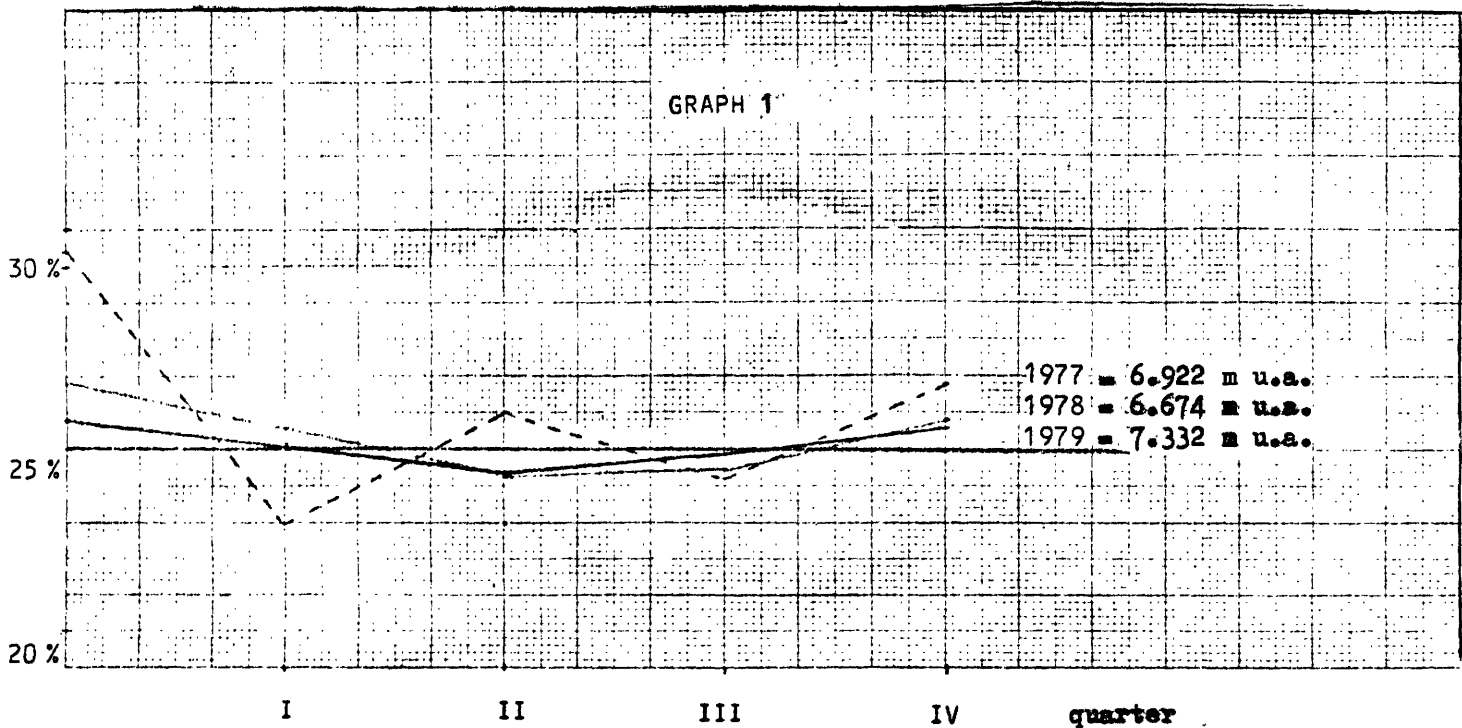
Year	Agricultural levies paid	Sugar levies paid	Customs duties paid	TOTAL	Annual (%)
1974	255	75	2 738	3 068	+ 22,92
1975	510	80	3 151	3 741	+ 21,94
1976	1 035	128	4 064	5 227	+ 39,72
(1) 1977	1 576	202	3 927	5 706	+ 9,16
	(1 972)	(317)	(4 633)	(6 922)	(+ 31,6)
1978	1 873	411	4 391	6 674	3% (2)
(in m EUA)					
1979	1 679	465	5 189	7 333	+ 9,87
(m EUA)					

- (1) As a result of the adoption of cash budgeting for revenues, the 1977 financial year covers January to October; November and December are included for accounting purposes under 1978. The figures in parentheses are for twelve months.
- (2) Total own resources for 1977 (12 months) expressed in EUA stand at 6.500 million EUA.

The increase in own resources paid is mainly attributable to the successive reductions in the abatement factor applied to own resources paid by the three new Member States and to the increase in own resources paid over by the original Member States.

The increase between 1978 and 1979 in own resources paid amounts to 9,9% and is mainly due to the substantial rise in customs duties (+18.2%) and, to a lesser extent, in sugar levies, agricultural levies being 11,6% below their 1978 figure.

1.2 Quarterly pattern of payment of own resources for the last three years



2. Agricultural levies

The outturn for agricultural levies in 1979 was 1.678,6 million EUA, 1,6% below the amount entered in the Budget. In comparison with the outturn for 1978 (1.872,7 million EUA), it decreased by 10,4%.

The gap between estimates and outturn was not caused by overestimation in the assumptions regarding rates of levy made in 1979, in fact there was a slight underestimation in respect of maize. A falling tendency was noted in the rate of levy in 1979, particularly from May onwards and mainly in respect of wheat, due to a rise in world prices caused by the decline in world cereal production in 1979 as against the record year 1978.

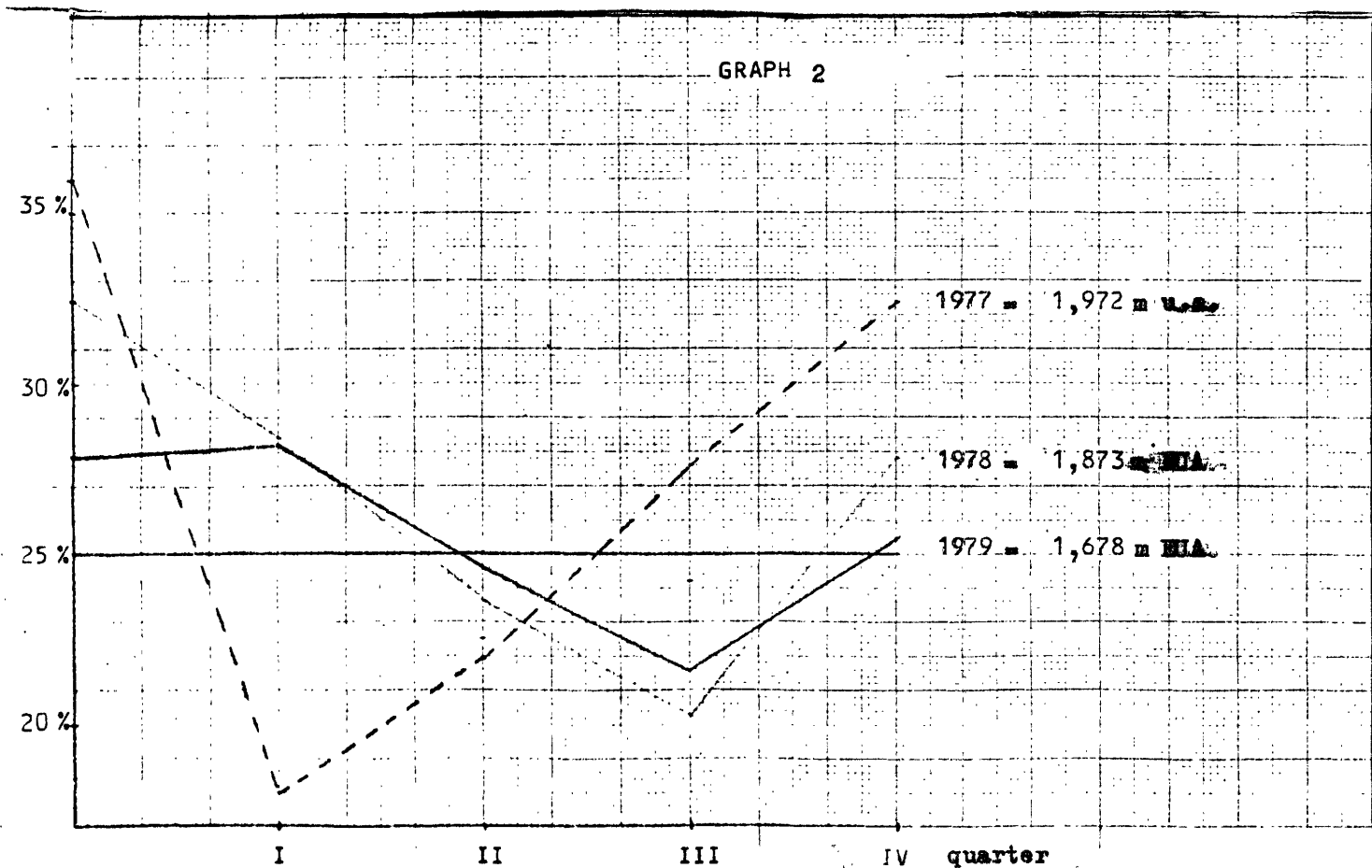
The difference derives, rather, from a tendency to reduce cereal imports - which provide 70 to 80% of total levies - a tendency which was confirmed in 1979.

Expressed in terms of value, imports of cereals from non-Community countries decreased by 9,4% in the first six months of 1979 as compared with the same period in 1978.

As regards quantity, imports of the main cereals (common wheat, maize and barley) have been declining since 1976, particularly maize and barley. Imports of maize from non-member countries from January to June 1979 were 4,64 million tonnes, while they were 5,116 million tonnes for the same period in 1978, i.e. a fall of 9,5%. This trend was particularly noticeable in respect of barley, imports of which amounted to 0,288 million tonnes between January and June 1979, while they were 0,469 million tonnes during the same period of 1978, i.e. a reduction of some 38%.

These falls caused a drop in the amount of levies collected in 1979 compared with 1978, for they were only partially offset by the increase in rates of levy in the first four months of 1979. From May to September 1979, rates of levy declined because of a rise in world prices far steeper than that of Community threshold prices.

Graph 2 shows the pattern of quarterly payments of agricultural levies in the last three financial years.



3. Sugar and isoglucose levies

3.1 Sugar production levies

Article 5 of Commission Regulation No 700/73 laying down detailed rules for the application of the quota system for sugar⁽¹⁾ lays down that sugar production levies shall be paid in January and May each year. The June 1979 payments are in respect of the part-levy for the 1978/79 sugar year, the remainder of the levy for that year being paid over in February 1980. The February payments are in respect of the balance due for the previous year.

In February 1979 the outstanding balance of the levy was 58,5 u.a./tonne; in May the advance was 40 u.a./tonne. These estimates applied to the production tranche B or specialization branch (the quantity of production between the basic quota and the maximum quota), which amounted to 1,886 million tonnes for the 1977/78 sugar year and 1,913 million tonnes for 1978/79.

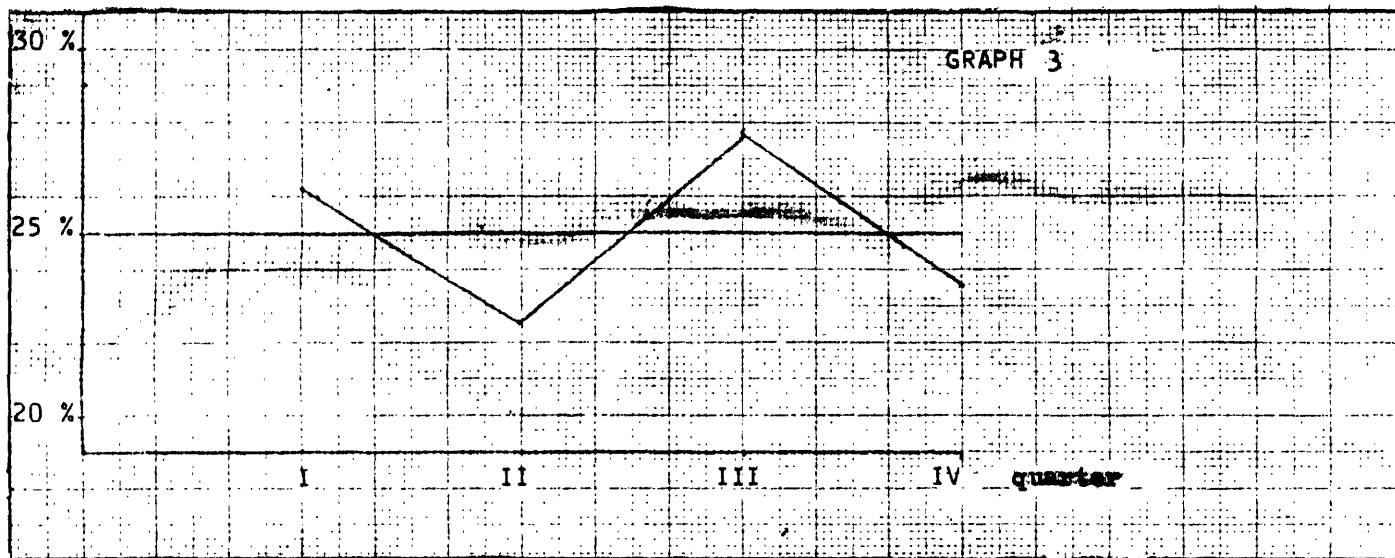
For 1977/78 and 1978/79 the maximum quota was fixed at 127,5% of the basic quota. Production levies collected in the course of the financial year 1979 were 217 m EUA, which was 4,37% above the budget estimates because tranche B production was slightly higher than forecast for the 1978/79 sugar year.

3.2 Sugar storage levies

Sugar storage levies are credited to the Commission's accounts each month. The rate of levy for the 1978/79 sugar year (1 July 1978 to 30 June 1979) was set at 19,8 u.a./tonne and at 21,76 ECU/tonne for 1979/80. The quantities subject to levy for the 1978/79 sugar year amounting to approximately 11,65 million tonnes, including 1,27 of ACP preferential sugar. Revenue from storage levies in 1979 amounted to 248 m EUA, i.e. 1,55% under the budget estimates due to smaller disposals of sugar on the world market than were forecast. These amounts take account of levies in respect of ACP preferential sugar.

(1) OJ L 67 of 14 March 1973.

The following graph is a breakdown of sugar storage levies for 1979.



3.3 Isoglucose production levies

Council Regulation No 1111/77 of 17 May 1977 laying down common provisions for isoglucose(1) was invalidated by a judgment of the Court of Justice of 25 October 1978 in so far as Articles 8 and 9 of that Regulation imposed an isoglucose production levy of 45 u.a. per 100 kg of dry matter. Payment of isoglucose levies was suspended by the Commission in December 1978. On 25 June 1979, the Council adopted an amendment to Regulation No 111/77 (Regulation No 1293/79) (2) which amends the provisions relative to the levies of the previous years, reintroducing them as from the 1979/80 sugar year. However, the rules for the application of the Regulation provide that payments for this sugar year shall be made in 1980 and 1981.

The Third Amending and Supplementary Budget of 13 December 1979 embodied the appropriate action by eliminating from Article 112 of Chapter 11 the sum of 7,2 m EUA entered as isoglucose production levies. The statement of Community revenue at 31 December 1979 does not, therefore, include in the accounts any payment of levies for the year. Levies paid in respect of the 1977/78 sugar year will be refunded as decisions on reimbursement are taken by the national bodies empowered to take them.

(1) OJ L 134 of 28 May 1977.
(2) OJ L 162 of 30 June 1979.

4. Customs duties

Since 1 January 1978 all Member States have paid over customs duties in their entirety; this includes the countries which acceded in 1973.

The financial year 1979 is characterized by outturn figures above the budgetary estimates.

The following table gives, in percentages, the customs duties collected in relation to the estimates.

Table 4 in %

OUTTURN OF CUSTOMS DUTIES IN RELATION TO ESTIMATES						
Member States	1974	1975	1976	1977	1978	1979
Six	98	93	102	101	90	103
Nine	97	93	102	104	91	103

Customs revenue for 1979 was well above (18,2%) that for 1978. Although the outturn for customs duties has always been above that for the previous year, except for 1975 and 1978, an increase of this order of magnitude was previously recorded only in 1976, as the following table shows.

Table 5 in m EUA

Member States	CUSTOMS DUTIES - 1974-79					
	1974	1975	1976	1977	1978	1979
Six	2629	2508	3030	3224	3170	3663
+ %	+ 13	- 5	+ 21	+ 6	- 1,7	+ 15,6
Nine	(1)	3529	4192	4459	4391	5189
+ %			+ 19	+ 6	- 1,5	+ 18,2

(1) In the case of the United Kingdom and Ireland the breakdown between fiscal duties and protective duties is not available.

The underestimation of customs revenue and the substantial increase in that revenue compared with the previous year are due to the trend in the Community's foreign trade.

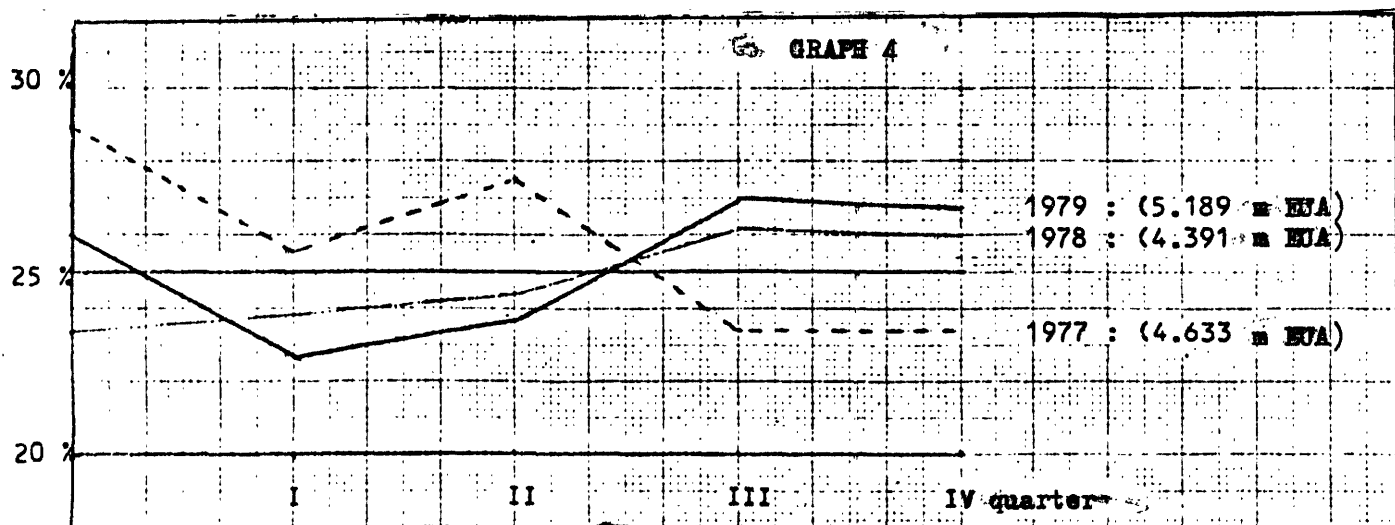
For the period January-September 1979 there was a substantial increase (19,3%) in total EEC imports over the same period in 1978. In value terms, imports from non-member countries increased by 19%, i.e. almost as much as intra-Community imports.

The 17,2% increase in imports of energy products during the first half of 1979 compared with the same period of 1978 had practically no effect on the outturn of customs duties since the duty applied to crude oil is zero and coal, coke and patent fuels are ECSC products and customs duties on them are not own resources.

At the same time there was a substantial increase in imports in the sectors with a very high outturn because of the rarity of exemptions and the high level of tariffs. Imports of chemical products from non-member countries, for example, increased by 24% in the first half of 1979 compared with the first half of 1978. During the same period imports of machinery and transport material increased by 9% and of other manufactured articles by 19%.

Overall, imports in 1979 were above the anticipated values and are marked by pronounced growth in imports from non-member countries.

The following graph shows the quarterly pattern of customs duty payments in the last three financial years.



5. Resources derived from VAT

Article 10 of Council Regulation No 2891/77 of 19 December 1977 lays down that VAT resources, like GNP-based financial contributions, must be entered, in equal monthly instalments of one-twelfth of the total resulting from the Budget, in the accounts opened in the Commission's name by national Treasuries.

Pursuant to Article 7 of the aforementioned Regulation, these entries are made on the first working day of each month.

Pursuant to Article 30 of the Financial Regulation applicable to the Budget of the European Communities, the amounts due from VAT or financial contributions expressed in the Budget in EJA are converted into the respective national currencies on the basis of the rate for the EJA applying on the first working day following the 15th day of the month preceding the payment.

The sums converted into national currencies are entered in the accounts - pursuant to Article 9 of Regulation No 2891/77 - in EJA on the basis of the rates obtaining on the due date for entry (the first working day of each month).

The difference between the EJA rates used for this double conversion is responsible for the discrepancy between estimate and outturn.

In 1979 six countries paid over own resources derived from VAT. The amount entered in the accounts at 31 December 1979 ~~was~~ 4.737,71 m EJA; the amount entered in the Budget was 4.739,56 m EJA. Pursuant to Article 10(1) of Council Regulation 2892/77 of 19 December 1977 implementing in respect of own resources accruing from value added tax the Decision of 21 April 1970 on the replacement of financial contributions from Member States by the Communities' own resources⁽¹⁾, the Member States must, before 1 July, forward to the Commission a summary account indicating the total final amount of their VAT bases. Each Member State is debited with the amount calculated from the information given in the said summary accounts by applying the rate adopted for the financial year 1979 (0,7889%) and credited with the twelve payments made during the financial year. The Commission works out the balance and informs the Member States in time for them to enter it in the accounts opened in the Commission's name with national Treasuries on the first working day of August 1980 (Article 10(4) Regulation 2891/77). These balances are subsequently entered in an Amending Budget during the financial year 1980 (Article 16(2) of Regulation 2891/77).

(b) Financial contributions

Three Member States - the Federal Republic of Germany, Ireland and Luxembourg - which were unable to apply the Sixth Directive as from 1 January 1979, continued to pay over GNP-based financial contributions.

Because of the time lag referred to in the preceding paragraph, the amount entered in the accounts at 31 December 1979 amounted to 2.302,13 m EJA, while the amount entered in the Budget was 2.299,72 m EJA. On the first working day of August 1980, these Member States will adjust their financial contributions so as to restore, in the light of the actual yield from VAT resources, the original distribution in the Budget between the latter and the financial contributions based on GNP (Article 10(5) of Regulation 2891/77). These adjustments will likewise be entered in the abovementioned Amending Budget relating to the balances from VAT resources.

(1) OJ L 336 of 27 December 1977.

(c) Miscellaneous revenue

The other forms of revenue in the 1979 Budget are:

- miscellaneous revenue relating to the General Budget and to research and investment. This was estimated at approximately 138,9 m EJA; the sum collected up to 31 December were roughly 153,6 m EJA;
- the balance from the financial year 1978, which amounts to 41,6 m EJA;
- Member States' contributions to complementary research and investment programmes: 10,85 m EJA due from only two Member States which are to pay seven-twelfths of the total before 31 January as laid down in the Financial Regulation and the remaining five-twelfths not later than 15 July;
- the amount of ECSC levies intended to cover administrative expenditure: the sum of 5 m EJA paid in four quarterly instalments of 1,25 m EJA.

The miscellaneous revenue referred to in the first indent will be finalized when the revenue and expenditure accounts for 1979 are drawn up.

(d) Balance of financial year 1979

Article 27 of the Financial Regulation lays down that the balance of each financial year shall be entered, depending on whether it is a surplus or a deficit, as revenue or expenditure in the Budget for the following financial year on the occasion of the Amending Budget drawn up on the basis of the final annual summary account of VAT resources for the preceding financial year which the Member States send to the Commission before 1 July each year (Article 10(3) of Regulation No 2892/77).

The balance of financial year 1979 will be entered in the Amending Budget for 1980 referred to above. It will be known when the revenue and expenditure accounts for 1979 are drawn up.

Table 6

BREAKDOWN OF REVENUE FOR FINANCIAL YEAR 1979
AT 31 DECEMBER 1979

Title	HEADING	Revenue estimated in the Budget	Amounts collected	Percentage of payment
1	<u>Own resources</u> including:	11.950.862.609	12.070.305.253	101,00 %
	- agricultural levies	1.706.000.000	1.678.555.761	98,39 %
	- sugar levies	459.800.000	464.929.840	101,12 %
	- customs duties	5.045.500.000	5.189.107.872	102,85 %
	TOTAL	7.211.300.000	7.332.593.473	101,68 %
	- VAT resources	4.739.562.609	4.737.711.780	99,96 %
2	<u>Surplus available from previous year</u>	41.618.638	41.618.638	100,00 %
3	<u>ECSC participation in administrative expenditure</u>	5.000.000	5.000.000	100,00 %
and 9	<u>Deductions from staff remunerations</u> - miscellaneous revenue	138.942.560	153.609.073	110,56 %
5	<u>Financial contributions</u> including:	2.310.570.063	2.312.987.614	100,10 %
	- those to ECSC complementary programmes	10.850.732	10.850.732	100,00 %
	- GNP-based financial contributions	2.299.719.331	2.302.136.882	100,11 %
	TOTAL	14.446.993.870	14.583.520.578	100,95 %

EUROPEAN PARLIAMENT

SUMMARY TABLE

PROVISIONAL FINANCIAL SITUATION AT 31 DECEMBER 1979

EUA

I. APPROPRIATIONS AVAILABLE

The appropriations entered in the budget for the European Parliament for the 1979 financial year were:

. Initial Budget	114.203.705
. Supplementary Budget	29.986.995
	<hr/>
Total	144.190.700

II. UTILIZATION OF THE APPROPRIATIONS

The amount committed was 112.786.007,83

Appropriations not committed by 31.12.79 and carried forward under Article 6(1)(b) of the Financial Regulation (procedure for non-automatic carryovers under way) 2.681.000

Therefore 19,93% will be cancelled 28.723.692,17

Payments amounted to 98.660.012,12

III. Appropriations carried forward automatically (under Article 6(1)(c) of the Financial Regulation) from the 1978 to the 1979 financial year amounted to

14.532.980,92

Payments made from these carryovers came to 10.369.409,57

Therefore 28,65% will be cancelled 4.163.571,35

IV. TRANSFER OF APPROPRIATIONS

Transfers involve

1.438.122 EUA transferred within Chapters, and
24.062.000 EUA transferred from Chapter to Chapter.


V. REVENUE

At the end of December revenue amounted to 12.473.552,38 EUA, i.e. 115,1% of the 10.837.800 EUA forecast.

CHAP.	HEADING	TOTAL : APPROPRIATIONS :	COMMITMENTS : MADE :	APPROPRIATIONS : AVAILABLE :	PERCENTAGE : USED :	COMMENTS
(1)	(2)	(3)	(4)	(5)	(6)	(7)
10	MEMBERS OF THE INSTITUTION	17.248.500	12.227.385	5.021.115	70,89 %	
11	STAFF	64.206.327	56.989.839	7.216.488	88,76 %	
12	ALLOWANCE AND EXPENSES ON ENTERING AND ON LEAVING THE SERVICE AND ON TRANSFER	3.329.000	1.272.444	2.056.556	39,22 %	
13	EXPENDITURE RELATING TO MISSIONS AND DUTY TRAVEL	4.283.500	3.019.538	1.263.962	70,49 %	
14	EXPENDITURE ON SOCIAL WELFARE: ARTICLE					
	140 SPECIAL ASSISTANCE GRANTS	12.100	4.793	7.307	39,61 %	
	141 SOCIAL CONTACTS BETWEEN STAFF	25.000	24.355	1.647	93,66 %	
	142 RESTAURANTS AND CANTEENS	76.400	50.850	25.570	66,53 %	
	143 MEDICAL SERVICE	120.000	42.923	77.077	35,77 %	
	140 OTHER SOCIAL EXPENDITURE	1.204.700	1.192.446	12.254	98,98 %	
	CHAPTER 14: TOTAL	1.439.200	1.315.345	123.855	91,39 %	
15	INTERNAL TRAINING COURSES AND VOCATIONAL TRAINING OF STAFF	260.000	206.812	53.188	79,54 %	
20	IMMOVABLE PROPERTY INVESTMENT	0	0	0		
21	RENTAL OF BUILDINGS AND ASSOCIATED EXPENDITURE	12.078.950	10.025.820	2.053.130	83,00 %	
22	MOVABLE PROPERTY AND ASSOCIATED EXPENDITURE	9.566.398	5.524.042	4.042.356	57,74 %	
23	CURRENT ADMINISTRATIVE EXPENDITURE	3.156.900	2.573.956	582.944	81,53 %	
24	ENTERTAINMENT AND REPRESENTATION EXPENDITURE	754.640	273.657	62.983	81,29 %	
25	EXPENDITURE FOR FORMAL AND OTHER MEETINGS	130.000	129.339	661	99,49 %	

CHAP.	HEADING	TOTAL : APPROPRIATIONS :	COMMITMENTS : MADE :	APPROPRIATIONS : AVAILABLE :	PERCENTAGE : USED :	COMMENTS
(1)	(2)	(3)	(4)	(5)	(6)	(7)
26	EXPENDITURE ON STUDIES, SURVEYS AND CONSULTATIONS	111.500	65.796	45.704	59,01 %	
27	EXPENDITURE ON PUBLISHING AND INFORMATION	6.856.850	6.732.941	123.909	98,19 %	
29	SUBSIDIES AND FINANCIAL CONTRIBUTIONS	1.653.500	1.438.007	215.493	86,97 %	
37	EXPENDITURE RELATING TO CERTAIN INSTITUTIONS AND BODIES	11.691.435	10.991.089	700.347	94,01 %	
100	PROVISIONAL APPROPRIATIONS	5.465.000	0	5.465.000	0,00 %	
101	CONTINGENCY RESERVE	2.577.000	0	2.577.000	0,00 %	
	GRAND TOTAL	144.190.700	112.786.008	31.404.692	78,22 %	

C O U N C I L



A. REVENUE

The total revenue collected as at 31 December 1979 was 8.511.541,06 EUA. This exceeds the estimates of the Council's own revenue for the 1979 Budget (7.865.000 EUA) by 646.541 EUA.

It should be noted that revenue deriving from taxation and staff contributions to the pension scheme amount to 100,47% and 94,93% of the estimates respectively.

B. EXPENDITURE

OVERALL ASSESSMENT

(a) Appropriations available under the 1979 Budget

The 1979 Budget provides an appropriation of 86.208.300 EUA for Council expenditure.

(b) Appropriations available as a result of carryovers from 1978 to 1979

Automatic carryovers

Automatic carryovers amount to 8.235.584,93 EUA

Non-automatic carryovers

The Council made no requests for non-automatic carryovers.

(c) Transfers of appropriations

The Council accepted the following transfers of appropriations during the fourth quarter of 1979:

I. Transfers of appropriations between Chapters

1. FROM CHAPTER 11 - STAFF

Article 110 - Officials and temporary staff holding a post provided for in the list of posts

Item 1100 - Basic salaries 60.000 EUA

TO CHAPTER 12 - ALLOWANCES AND EXPENSES ON ENTERING AND ON LEAVING THE SERVICE AND ON TRANSFER

Article 120 - Miscellaneous expenditure on staff recruitment 60.000 EUA

2.	<u>FROM CHAPTER 101</u>	-	<u>CONTINGENCY RESERVE</u>	117.000	EUA
	<u>TO CHAPTER 21</u>				
	Article 212	-	Water, gas, electricity and heating	27.000	EUA
	Article 213	-	Cleaning and maintenance	32.000	EUA
	<u>TO CHAPTER 22</u>				
	Article 221	-	Furniture		
	Item 2210	-	New purchases	23.000	EUA
	<u>TO CHAPTER 24</u>				
	Article 240	-	Entertainment and representation expenses	35.000	EUA
3.	<u>FROM CHAPTER 101</u>	-	<u>CONTINGENCY RESERVE</u>	125.000	EUA
	<u>TO CHAPTER 23</u>	-	<u>CURRENT ADMINISTRATIVE EXPENDITURE</u>		
	Article 233	-	Legal expenses	125.000	EUA
4.	<u>FROM CHAPTER 101</u>	-	<u>CONTINGENCY RESERVE</u>	123.000	EUA
	<u>TO CHAPTER 23</u>	-	<u>CURRENT ADMINISTRATIVE EXPENDITURE</u>		
	Article 232	-	Financial charges		
	Item 2321	-	Difference on exchange rates	123.000	EUA

II. Transfers of appropriations between Articles

1. FROM ARTICLE 110

Item 1100 - Basic salaries 140.000 EUA

TO ARTICLE 111

Item 1112 - Local staff 140.000 EUA

2. FROM ARTICLE 119 - PROVISIONAL APPROPRIATIONS
TO COVER ANY ADJUSTMENT
OF THE REMUNERATION OF
OFFICIALS AND OTHER SERVANTS
800.000 EUA

TO ARTICLE 116 - WEIGHTINGS 800.000 EUA

3. FROM ARTICLE 112 - INSTALLATION, RESETTLEMENT
AND TRANSFER ALLOWANCES

Item 1221 - Staff 3.100 EUA

TO ARTICLE 121 - TRAVEL EXPENSES
(INCLUDING MEMBERS OF
THE FAMILY)

Item 1211 - Staff 3.100 EUA

(d) Overall assessment of utilization of appropriations

A. Utilization of appropriations belonging to the 1979 financial year

1. Commitments made

Utilization of the appropriations was as follows:

88,1% of the appropriations of Title 1

81,7% of the appropriations of Title 2

2. Disbursements made

Consumption of appropriations was as follows:

87,2% of the appropriations of Title 1

60,8% of the appropriations of Title 2

B. Utilization of appropriations carried over from 1978

Automatic carryovers were utilized as follows:

70,6% of the appropriations of Title 1

78,4% of the appropriations of Title 2

UTILIZATION OF APPROPRIATIONS, BROKEN DOWN BY TITLE

TITLE 1 - EXPENDITURE RELATING TO PERSONS WORKING WITH THE INSTITUTION

The rate of utilization for all the Title 1 appropriations is:

- (i) 88,1% in commitments, and
- (ii) 87,2% in payments.

The situation, Chapter by Chapter, is as follows:

Chapter 11 - Staff

In all, 88% of these appropriations have been committed. It should be noted that on 31 December 1979, 1.423 posts (of the 1.547 posts authorized) were occupied.

Chapter 12 - Allowances and expenses on entering and on leaving the service and on transfer

Some 78,7% of the appropriations under this Chapter have been committed. In all 103 persons took up posts in the Secretariat-General in 1979; 65 left.

Chapter 13 - Expenditure relating to missions and duty travel

Some 99,9% of the appropriations for this Chapter have been committed.

Chapter 14 - Expenditure on social welfare

At the end of the year 94,2% of these appropriations had been committed.

Chapter 15 - Expenditure on further vocational training of staff

In all, 88,1% of the appropriations for this Chapter have been committed.

TITLE 2 - BUILDINGS, EQUIPMENT AND MISCELLANEOUS OPERATING EXPENDITURE

Out of the total available Title 2 appropriations, 81,7% of appropriations for commitment had been used by 31 December 1979, whereas the rate of utilization for payments at the same date was 60,8%.

The situation, Chapter by Chapter, is as follows:

Chapter 20 - Immovable property investments

This Chapter only consists of Article 202 "Other expenditure preliminary to the construction of buildings or to the acquisition of immovable property" where 44,85% of the available appropriations have been committed. It has not been possible to proceed with the contemplated programme of studies as forecast.

Chapter 21 - Rental of buildings and associated expenditure

94,7% of the appropriations have been committed.

Chapter 22 - Movable property and associated expenditure

The rate of commitments for these appropriations is 89,7%.

The details are as follows:

Article 220 - Office machinery

95,9% of appropriations committed

Article 221 - Furniture

98% of appropriations committed

Article 222 - Technical equipment and installations

82,8% of appropriations committed

Article 223 - Transport equipment

72,6% of appropriations committed

Article 225 - Documentation and library expenditure

85,5% of appropriations committed

CHAPTER 23 - CURRENT ADMINISTRATIVE EXPENDITURE

71,6% of these appropriations have been committed.

The details are as follows:

Article 230 - Stationery and office supplies

97,2% of appropriations committed

Article 231 - Postal charges and telecommunications

72,1% of appropriations committed

Article 232 - Financial charges

96,2% of appropriations committed

Article 233 - Legal expenses

81,8% of appropriations committed

Article 235 - Other administrative expenditure

88,3% of appropriations committed

Article 239 - Joint interpreting service

69,5% of appropriations committed

Balance available: 3.054.910,19 EUA. This large balance is due to the fact that, without the figures still to be calculated by the Commission's interpreting division, it has not been possible to estimate total expenditure accurately.

CHAPTER 24 - ENTERTAINMENT AND REPRESENTATION EXPENSES

97,4% of the appropriations have been committed.

CHAPTER 25 - EXPENDITURE FOR FORMAL AND OTHER MEETINGS

77,9% of the appropriations have been committed.

CHAPTER 26 - EXPENDITURE ON STUDIES, SURVEYS AND CONSULTATIONS

99,4% of the appropriations have been committed.

CHAPTER 27 - EXPENDITURE ON PUBLISHING AND INFORMATION

98,6% of the appropriations have been committed.

CHAPTER 29 - STUDIES AND FINANCIAL CONTRIBUTIONS

87,8% of the appropriations have been committed.

TITLE 10

(i) Chapter 101 - Contingency reserve

See Chapter entitled "Transfer of appropriations, under B(o)".

COURT OF JUSTICE

FINANCIAL SITUATION AT 31 DECEMBER 1979

General survey

1. Appropriations available in 1979

EUA

The total appropriations in Section IV of the 1979 Budget allocated to the Court of Justice are	19.576.220,00
Carryovers from 1978 to 1979 total	718.420,19

The Court of Justice has not presented any non-automatic carryovers.

2. Transfers of appropriations

Transfers within Chapters amounted to 719.900 EUA and transfers between Chapters to 260.000 EUA in 1979.

3. Revenue

At 31 December 1979 revenue amounted to	2.483.866,98
or 87,7% of the estimates which totalled	2.832.730,00

4. Utilization of appropriations

	<u>EUA</u>
Appropriations committed totalled	16.925.538,76
(a rate of utilization of 86,5%)	
Payments made against automatic carryovers from 1978 totalled	628.057,24
(a rate of utilization of 87,4%)	

The following table shows the implementation of expenditure by Title and Chapter in the financial year 1979.

Columns 3 and 5 of the tables reveal the proportion of the appropriations used as regards both commitments and payments.

Column 6 shows the utilization of the appropriations in the form of twelfths.

COURT OF JUSTICE
OF THE
EUROPEAN COMMUNITIES

SUMMARY TABLE OF THE IMPLEMENTATION OF THE STATEMENT OF
EXPENDITURE OF SECTION IV (COURT OF JUSTICE) OF THE GENERAL BUDGET
FOR THE FINANCIAL YEAR 1979 AS AT 31 DECEMBER 1979

EUA

Budgetary classification	Heading	Approps entered	Commitments contracted		Payments effected		Number of 12ths of the approps used (C) (P)
			Amount	% of approps	Amount	% of commitments	
		1	2	3	4	5	6
TITLE 1	EXPENDITURE IN RESPECT OF PERSONS WORKING WITH THE INSTITUTION						
Chapter 10	Members of the institution	2.475.610	2.218.723,39	89,82	2.218.723,39	100,00	10,2
Chapter 11	Staff	11.406.340	9.788.685,29	85,82	9.786.931,46	99,98	10,3
Chapter 12	Allowances and expenses on entering and on leaving the service and on transfer	447.790	364.939,92	81,50	346.196,36	94,86	9,6
Chapter 13	Expenditure relating to missions and travel on duty	102.980	65.987,36	64,08	64.487,36	97,73	7,7
Chapter 14	Expenditure on social welfare	83.320	73.255,44	87,92	72.197,24	98,56	10,4
Chapter 15	Internal training courses and vocational training of staff	77.960	64.082,65	82,26	56.532,65	88,22	9,9
	TITLE 1 -- TOTAL	14.593.940	12.575.674,05	86,17	12.545.068,48	99,76	10,3

Budgetary classification	Heading	Approps entered	Commitments contracted		Payments effected		Number of 12ths of the approps used (C) (P)
			Amount	% of approps	Amount	% of commitments	
		1	2	3	4	5	6
TITLE 2	BUILDINGS, EQUIPMENT AND MISCELLANEOUS OPERATING EXPENDITURE						
Chapter 21	Rental of buildings and associated expenditure	2,159,120	1,935,826,82	89,66	1,836,579,23	94,87	10,2
Chapter 22	Movable property and associated expenditure	719,670	664,432,43	92,32	342,481,58	51,54	5,7
Chapter 23	Current administrative expenditure	746,940	667,051,47	89,30	550,857,63	82,58	8,6
Chapter 24	Entertainment and representation expenses	26,390	19,649,20	74,46	16,664,17	64,61	7,6
Chapter 25	Expenditure for formal and other meetings	95,760	70,793,17	73,93	68,322,14	96,51	8,6
Chapter 26	Expenditure on studies, surveys and consultations	600	-	-	-	-	-
Chapter 27	Expenditure on publishing and information	984,780	970,281,13	98,53	296,186,02	30,53	3,6
Chapter 29	Subsidies and contributions	24,880	21,579,90	86,74	21,579,90	100,00	10,4
	TITLE 2 - TOTAL	4,758,140	4,349,614,12	91,41	3,132,670,67	72,02	11,0
							7,9

Budgetary classification	Heading	Approps entered	Commitments contracted		Payments effected		Number of 12ths of the approps used (C) (P)
			Amount	% of approps	Amount	% of commitments	
		1	2	3	4	5	6
TITLE 3	EXPENDITURE RESULTING FROM THE INSTITUTION'S CARRYING OUT SPECIAL FUNCTIONS						
Chapter 37	Expenditure relating to certain institutions and bodies	14,530	250,59	1,72	250,59	100,00	0,2 0,2
	TITLE 3 - TOTAL	14,530	250,59	1,72	250,59	100,00	0,2 0,2
TITLE 10	OTHER EXPENDITURE						
Chapter 100	Provisional appropriations	185,400					
Chapter 101	Contingency reserve	24,210					
Chapter 102	Reserve to cover any shortfall in appropriations converted into national currencies resulting from the difference between the EJA conversion rates used when drawing up the Budget and the conversion rates obtaining at the time of implementation	token entry					
	TITLE 10 - TOTAL	209,610					
	GRAND TOTAL	19,576,220	16,925,538,76	86,46	15,677,989,74	92,63	10,4 9,6

ECONOMIC AND SOCIAL COMMITTEE

FINANCIAL SITUATION AT 31 DECEMBER 1979

The attached summary shows the state of the accounts at the end of the financial year before the complete audit. Not all the appropriations shown in the commitments column will be carried over to 1980.

During the financial year, Title 10 was drawn upon to the extent of 208.000 EUA, the appropriations of Chapter 13 being increased by 23.000, Chapter 22 by 10.000 and Chapter 25 by 175.000 EUA.

EXPENDITURE

The figures for Title 1 show that the appropriations have been almost completely utilized. This fact does, of course, cover very diverse situations. Whereas the appropriations for some budget headings have been entirely used up, 50% or even 75% remain unused in others. Several transfers of appropriations within Chapters also proved necessary during the financial year.

Title 2 appropriations were topped up chiefly in Chapter 25 (Expenditure on meetings). However, only about a quarter of the amount transferred has been used. The balance represents more than half of the appropriations available under Title 2. Chapter 25 is the second biggest in the budget.

REVENUE

Most of the revenue comes from taxation and staff contributions to the pension funds. Bank interest, which was 62.740 EUA in 1978, increased to 104.346 EUA in 1979, i.e. by 66%.

UTILIZATION OF APPROPRIATIONS AS AT 31 DECEMBER 1979

EUA

CHAPTER	Allocation	Expenditure	Commitments	Balance available
10	16.000	13.290	-	2.710
11	10.366.590	10.188.370	104.980	73.240
12	177.310	114.700	59.280	3.330
13	108.000	101.710	6.210	80
14	91.000	77.850	6.920	6.230
15	60.000	38.930	20.270	800
Total Title 1	10.818.900	10.534.850	197.660	86.390
21	1.315.000	1.157.380	77.070	80.550
22	395.000	303.950	72.080	18.970
23	1.472.000	970.520	485.850	15.630
24	18.000	17.420	520	60
25	2.175.000	2.036.770	-	138.230
26	10.000	8.090	1.910	-
27	340.000	202.930	136.350	720
Total Title 2	5.725.000	4.697.060	773.780	254.160
100	49.000	-	-	49.000
101	6.500	-	-	6.500
102	token entry	-	-	-
Total Title 10	55.500	-	-	55.500
GRAND TOTAL	16.599.400	15.231.910	971.440	396.050

COURT OF AUDITORS

RECORD OF THE ADMINISTRATIVE EXPENDITURE
OF THE COURT OF AUDITORS

in the financial year 1979

I. REVENUE

Total incomings at 31 December amounted to 1.751.200 EJA or 86,4% of the estimates of the own resources of the Court of Auditors for 1979.

It should be noted that the proceeds from taxation and staff contributions to the pension scheme amounted to 75,67% and 80,5% of the respective estimates for 1979.

II. EXPENDITURE

1. Appropriations available

The 1979 Budget includes a total appropriation of 12.718.580 EJA for the Court of Auditors.

A total of 290.417 EJA was carried over from 1978 to 1979.

A total of 543.670 EJA was transferred within Chapters and a total of 405.700 EJA was transferred between Chapters in 1979.

2. Utilization of the appropriations for the financial year 1979

The table attached records the implementation of expenditure by Title and Chapter.

Title I

During the last financial year only 77,39% of the budgetary appropriations finally allocated under Title 1 were used.

The discrepancy between estimates and actual expenditure under Title 1 is attributable to the wide spread in time characterizing the entry into the service of newly-recruited staff and the fact that the effects of the Council's salary adjustment decisions covering the period from 1 July to 31 December 1979 will not be felt until 1980.

Only 30,9% of the appropriations in Chapter 12 in particular were used. It should be pointed out that some newly-recruited staff have not yet moved to their place of employment.

The Court of Auditors can be expected to request that unused appropriations be carried over to cover this expenditure this year.

Title II

A total of 80,2% of the appropriations in Title 2 were used. The unexpended balance is due to a slowing down in the rate of utilization caused by the gradual occupation of new buildings and delays in invoicing expenditure under Article 239 (loan of interpreting services between the institutions).

Appropriations carried over from 1978

Of the figure for all carryovers (automatic carryovers and those subject to authorization), which total 290.416,84 EUA, payments accounted for 234.336,14 EUA, i.e. a rate of utilization of 80,7%.

COURT OF AUDITORS
OF THE
EUROPEAN COMMUNITIES

SUMMARY TABLE - BY CHAPTER - OF THE IMPLEMENTATION OF THE STATEMENT OF EXPENDITURE
OF SECTION V (COURT OF AUDITORS) OF THE GENERAL BUDGET FOR THE FINANCIAL YEAR 1979

EUA

Budgetary classification	Heading	Appropriations authorized in the initial Budget	Appropriations adjusted by transfers	Commitments		Payments		Number of 12ths of appropriations used (C) (P)
				Amount	% of appropriations	Amount	% of commitments	
		1	2	3	4	5	6	7
TITLE 1	EXPENDITURE RELATING TO PERSONS WORKING WITH THE INSTITUTION							
Chapter 10	Members of the institution	932.940	992.540	933.489	94,05	933.489	100,-	11,3
Chapter 11	Staff	8.100.580	8.100.580	6.317.578	78,-	6.201.164	98,16	9,4
Chapter 12	Allowances and expenses on entering and on leaving the service and on transfer	482.200	482.200	148.947	30,90	148.947	100,-	3,7
Chapter 13	Expenditure relating to missions and duty travel	308.000	308.000	239.445	77,74	221.349	92,44	9,3
Chapter 14	Expenditure on social welfare	36.000	36.000	33.407	92,80	29.993	89,78	11,1
Chapter 15	Internal training courses and vocational training of staff	65.000	73.700	60.718	82,39	55.270	91,03	9,9
	TITLE 1 - TOTAL	9.924.720	9.993.020	7.733.584	77,39	7.590.212	98,15	9,3

COURT OF AUDITORS
OF THE
EUROPEAN COMMUNITIES

SUMMARY TABLE - BY CHAPTER - OF THE IMPLEMENTATION OF THE STATEMENT OF EXPENDITURE
OF SECTION V (COURT OF AUDITORS) OF THE GENERAL BUDGET FOR THE FINANCIAL YEAR 1979

EJA

Budgetary classification	Heading	Appropriations authorized in the initial Budget	Appropriations adjusted by transfers	Commitments		Payments		Number of 12ths of appropriations used	
				Amount	% of appropriations	Amount	% of commitments		
		1	2	3	4	5	6	(C)	(P)
TITLE 2	BUILDINGS, EQUIPMENT AND MISCELLANEOUS OPERATING EXPENDITURE								7
Chapter 20	Immovable property investments								
Chapter 21	Rental of buildings and associated expenditure	853.800	1.113.200	1.018.391	91,48	893.260	87,71	11,-	9,6
Chapter 22	Movable property and associated expenditure	390.060	390.060	285.287	73,14	164.294	57,59	8,8	5,1
Chapter 23	Current administrative expenditure	450.000	450.000	263.583	58,57	228.091	86,53	7,-	6,1
Chapter 24	Entertainment and representation expenses	80.000	80.000	28.557	35,70	28.121	98,47	4,3	4,2
Chapter 25	Expenditure for formal and other meetings	10.000	10.000	1.334	13,34	1.334	100,-	1,6	1,6
Chapter 26	Expenditure on studies, surveys and consultations	100.000	100.000	91.368	91,37	39.497	43,23	11,-	4,7
Chapter 27	Expenditure on publishing and information	110.000	188.000	180.345	95,93	30.182	16,74	11,5	1,9
	TITLE 2 - TOTAL	1.993.860	2.331.260	1.868.865	80,17	1.384.779	74,10	9,6	7,1

COURT OF AUDITORS
OF THE
EUROPEAN COMMUNITIES

SUMMARY TABLE - BY CHAPTER - OF THE IMPLEMENTATION OF THE STATEMENT OF EXPENDITURE
OF SECTION V (COURT OF AUDITORS) OF THE GENERAL BUDGET FOR THE FINANCIAL YEAR 1979

EUA

Budgetary classification	Heading	Appropriations authorized in the initial Budget	Appropriations adjusted by transfers	Commitments		Payments		Number of 12ths of appropriations used	
				Amount	% of appropriations	Amount	% of commitments		
		1	2	3	4	5	6	(C)	(P)
TITLE 10 Chapter 100	OTHER EXPENDITURE Provisional appropriations	400.000	190.600	-	-	-	-	-	-
Chapter 101	Contingency reserve	400.000	203.700	-	-	-	-	-	-
Chapter 102	Reserve to cover any shortfall in appropriations converted into national currencies resulting from the difference between the ECU conversion rates used when drawing up the Budget and the conversion rates obtaining at the time of implementation								
	TITLE 10 - TOTAL	800.000	394.300	-	-	-	-	-	-
	GRAND TOTAL	12.718.580	12.718.580	9.602.449	75,5	8.974.991	93,5	9,1	8,5



COMMISSION

(Breakdown in the order of the budget nomenclature)

OVERALL ASSESSMENT

1. Appropriations available in 1979

1.1 Appropriations available under the 1979 Budget

(m EUA)

Section III - COMMISSION - of the 1979 Budget	Initial Budget	First Supplement- ary and Amending Budget 1979	Second Amending Budget 1979 (1)	Third Supplement- ary and Amending Budget 1979	Total
. Total appropriations for commitments	14.327.367	90.373	-	731.280	15.149.020
. Total appropriations for payments	13.245.047	191.373	-	731.280	14.167.700

(1) Concerns only the European Parliament (Section I of the Budget).

Three Amending Budgets have modified the initial Budget adopted on 15 December 1978 (1).

The First Supplementary and Amending Budget for 1979, adopted on 25 April 1979 (2), was intended to create the budgetary framework required for the measures designed to reduce economic divergence within the Community under the European Monetary System (interest relief grants: 200 m EUA; financial compensation to the United Kingdom: 45,4 m EUA); it put the allocation to the Regional Fund at 945 m EUA in appropriations for commitment and 499 m EUA in appropriations for payment (instead of 1.000 m EUA).

The Second Supplementary Budget for 1979, adopted on 11 May 1979 (3), concerns the European Parliament and does not affect the Commission's appropriations.

(1) OJ L 23, 31 January 1979.

(2) OJ L 124, 21 May 1979.

(3) OJ L 157, 25 June 1979.

The Third Supplementary and Amending Budget for 1979, adopted on 13 December 1979 (1), was brought in to deal with the appreciable changes on some agricultural markets and the effects on expenditure of the Council's decisions of 22 June 1979 on agricultural prices and related measures: the resulting increase in appropriations mainly involved expenditure relating to the EAGGF Guarantee Section. The increase in the appropriations for the milk and milk products sector alone accounted for 61%.

1.2 Appropriations available from 1978

Appropriations for commitment outstanding (differentiated appropriations)

Commission	(EUA)
Agriculture	250.277.140
Social sector	7.019.594
Regional sector	43.476.462
Research	236.151.273
Energy and industry	264.100.567
Total	801.025.036

Non-differentiated appropriations automatically carried over to cover commitments remaining to be cleared on 31 December 1978

Commission	(EUA)
Agriculture	786.238.740
Social sector	304.847.195
Regional sector	353.191.484
Research, energy, industry, transport	159.034.620
Development cooperation	234.837.492
Administrative expenditure	29.770.460
Repayment to the Member States of the costs incurred in collecting own resources (1%)	60.816.193
Total	1.928.736.184

(1) OJ L 41 of 18.02.1980.

Non-automatic carryovers (non-differentiated expenditure)

Commission	(EUA)
Agriculture	152.651.794
Industry and transport	17.000.000
Repayments and aids to Member States	430.000
Development cooperation	6.000.000
Total	176.081.794

2. Transfers of appropriations between Chapters

(EUA)

Commission	Non-differentiated appropriations	Differentiated appropriations	
		for commitment	for payment
	(1)	(2)	(3)
<u>TITLE 1</u>			
- Persons working with the institution	- 5.243.000 + 813.000	- -	- -
Title 1 - Total change	- 4.430.000	-	-
<u>TITLE 2</u>			
- Buildings, equipment, etc.	+ 7.426.965 - 822.965	- -	- -
Title 2 - Total change	+ 6.604.000		
<u>TITLE 3</u>			
- Social and agricultural sectors, energy, (research, scientific information, transport, etc.)	(+ 1.050.000) + 5.435.000	(- 1.050.000) + 37.708.000	(- 1.050.000) + 19.188.200
Title 3 - Total change	+ 6.485.000	+ 36.658.000	+ 18.138.200

2. Transfers of appropriations between Chapters (continued)

(EUA)

Commission	Non-differentiated appropriations	Differentiated appropriations	
		for commitment	for payment
	(1)	(2)	(3)
<u>TITLE 4</u>			
- Repayments and aids to Member States	-	-	-
<u>TITLE 5</u>			
- Social Fund	-	+ 77.000.000	+ 27.500.000
- Regional Fund	-	-	-
- Convergence of economies (Chapter 57)	+245.373.000	-	-
Change in appropriations	+245.373.000	+ 77.000.000	+ 27.500.000
<u>TITLES 6 AND 7</u>			
- EAGGF Guarantee Section	-	-	-
<u>TITLE 8</u>			
- EAGGF Guidance Section (excluding fisheries structures)	-	- 30.360.000	- 30.360.000
- Fisheries structures (Chapter 86)	-	+ 15.000.000	+ 15.000.000
- Fishing rights (Chapter 89)	+ 5.460.000	-	-
Change in appropriations	+ 5.460.000	- 15.360.000	- 15.360.000
<u>TITLE 9</u>			
- Development aid	+ 47.700.000 (- 467.000)	- 1.000.000 (+ 467.000)	- 1.000.000 (+ 467.000)
Change in appropriations	(*)+ 47.233.000	- 533.000	- 533.000

(*) Including 30 million EUA transferred from appropriations remaining in Title 8 from the financial year 1978.

2. Transfers of appropriations between Chapters (continued)

(EUA)

Commission	Non-differentiated appropriations	Differentiated appropriations	
		for commitment	for payment
	(1)	(2)	(3)
<u>TITLE 10</u>			
- Provisional appropriations	- 250.573.000	- 123.208.000	- 55.188.200
- Contingency reserve	- 709.000	-	-
Change in appropriations	- 251.282.000	- 123.208.000	- 55.188.200
Balance of transfers in the financial year	+ 313.257.965 - 257.814.965	+ 130.175.000 - 155.618.000	+ 62.155.200 - 87.598.200
	+ 55.443.000 (**)	- 25.443.000 (***)	- 25.443.000 (***)

(**) This amount is the increase in the non-differentiated appropriations for the financial year by means of a transfer from outstanding appropriations (30 million (*) and from differentiated appropriations (25.443.000 EUA: columns 2 and 3 (***)).

The transfers of appropriations authorized between Chapters involved 312.207.965 EUA in non-differentiated appropriations; a transfer of 1.050.000 EUA was also made within Chapter 32 between differentiated and non-differentiated appropriations.

The transfers authorized for differentiated appropriations amounted to 129.708.000 EUA in appropriations for commitment and 61.688.200 EUA in appropriations for payment; a transfer of 467.000 EUA was also made within Chapter 94 between non-differentiated and differentiated appropriations.

The details of these operations are given in Annex 2 of this report.

In all, 96,83% of the non-differentiated appropriations in Chapter 100 (Provisional appropriations) have been drawn, compared with 23,65% of the appropriations for commitment and 25,37% of the appropriations for payment in the case of the differentiated appropriations.

3. Overall review of the utilization of appropriations in 1979

The tables in Annexes 1 and 3 give a Chapter-by-Chapter rundown of the implementation of the appropriations for the financial year (Annex 1) and appropriations carried over (Annex 3).

3.1 Implementation of the appropriations for the 1979 financial year itself

3.1.1 Non-differentiated appropriations

The rate of utilization for non-differentiated appropriations is 99,6% for commitments and 97,8% for payments. However, this very satisfactory situation as regards commitments contains one exception - of minor importance compared with the total appropriations: 20 m EUA out of 12.367 m EUA. This exception is the utilization of the appropriations of Chapter 88 (Common organization of the market in fishery products) with a rate of commitment of 48,37% compared with only 24,07% in payments. The appropriations in this Chapter obey the rules of utilization peculiar to the EAGGF Guarantee Section, the accounts of which are closed on 31 March of the following financial year. The rate of utilization for Chapter 88 will therefore be reviewed when the accounts are closed.

The 97% figure for the utilization of the appropriations for payment conceals yet another weak point - Title 3 (Community policies relating to various sectors) for which only 38,13% of the appropriations have been used. This is in fact a case of intervention appropriations in respect of programmes for which the payments are made several months after commitment. In addition, as 92,2% of these appropriations (41,82 m EUA) have been committed, only 7,8% of them are likely to lapse, the remainder being automatically carried over.

Differentiated appropriations

The situation in respect of these appropriations - where a distinction is made between appropriations for commitment and appropriations for payment - is less satisfactory, especially as concerns the appropriations for payment. The rate of utilization for the latter was 39,2% compared with 78,8% for the appropriations for commitment (1).

The Chapter-by-Chapter analysis below reveals the reasons for the low utilization rate for certain appropriations. It should be noted that the appropriations for commitment which are not committed at the end of the financial year automatically remain available for the following financial year; the appropriations for Chapter 33 (Expenditure on research and investment) remain available until cancelled by budgetary procedure (Article 88(3) of the Financial Regulation).

Non-utilized appropriations for payment are automatically carried over to the next financial year.

(1) See Annex 1.

3.2 Implementation of appropriations carried over from the 1977 financial year

3.2.1 Automatic carryovers

(a) Non-differentiated appropriations

The overall rate of utilization for non-differentiated appropriations carried over (1) (appropriations committed but not yet paid) is 93,62%, with the exception of the appropriations of the EAGGF Guidance Section for financial years previous to 1977 which remain due to be paid under commitments made (and which may be automatically carried over for at least five years) (2), and the appropriations of Chapter 58 (Aid for disaster victims in Friuli) which may be carried over under the same conditions (3). The rate of utilization for these two items remains low (20,95% and 18,40% respectively). The automatic carryovers of the outstanding appropriations amount to 23,85 m EUA for Friuli and 355,51 m EUA for the EAGGF Guidance Section.

(b) Differentiated appropriations

The rate of utilization for the outstanding appropriations for payment which were automatically carried over was 85,81%. Utilization is 99,78% for the Social Fund and 100% for the Regional Fund, compared with 72,56% for the appropriations of Title 3 (Energy, research, transport, etc.), 69,06% for the EAGGF Guidance Section and 65,52% for Title 9 (Development aid).

3.2.2 Non-automatic carryovers

The rate of utilization of the carryovers authorized in respect of non-differentiated appropriations (not yet committed) was 98,48%; this represents 86,82% for Title 3 and 100% in commitments for the EAGGF Guarantee Section and appropriations for previous financial years in the EAGGF Guidance Section; the rate for payments in these latter two cases is 74,13% (4) and 14,83% respectively (the appropriations for the Guidance Section can be carried over again). Finally, 100% of the non-automatic carryovers in Title 9 have been committed and paid.

-
- (1) See Annex 3.
 - (2) Article 108(3)(a) of the Financial Regulation.
 - (3) Council Regulations No 1505 and No 1506 of 21 June 1976; OJ L 168, 28 June 1976.
 - (4) Provisional figure.

CHAPTER-BY-CHAPTER ANALYSIS

TITLE 1 - EXPENDITURE RELATING TO PERSONS WORKING WITH THE INSTITUTION

Utilization of non-differentiated appropriations

TITLE 1	Appropriations available in 1979 (EUA)		Utilization (%)			
			for commitments		for payments	
			Appropriations		Appropriations	
			1978	1979	1978	1979
	(1)	(2)	(3)	(4)	(5)	(6)
TOTAL	409 563 400	408 112 382	89,21	94,65	88,45	92,37

(1) Initial appropriations, including Supplementary or Amending Budgets.
 (2) Including transfers and/or carryovers.

Previous reports record a wide gap between commitments and payments because of the provisional commitments made. This gap disappeared as these commitments were met. The current difference of 2,28% covers the appropriations to be carried over to the financial year 1980 (automatic carryovers).

The cancellation of 5,35% of the appropriations of Title 1, most of which were available in Chapters 10, 11 and 12 (1), stems mainly from two factors:

- (a) the fluctuations in the number of posts vacant in the course of the financial year, taking into account the new posts authorized;
- (b) the delayed Council Decision concerning the adjustment of remunerations, allowances and pensions. The Council Decision was adopted on 21 January 1980, backdated to 1 January 1979 for some of the adjustments and to 1 July 1979 for the remainder. The back pay for 1979 could not therefore be charged to the appropriations for this financial year.

-
- (1) Chapter 10 - Members of the institution
 - Chapter 11 - Staff
 - Chapter 12 - Allowances and expenses on entering and on leaving the service and on transfer.

TITLE 2 - BUILDINGS, EQUIPMENT AND MISCELLANEOUS OPERATING EXPENDITURE

Utilization of non-differentiated appropriations

TITLE 2	Appropriations available in 1979 (EUA)		Utilization (%)			
			for commitments		for payments	
			Financial year		Financial year	
			1978	1979	1978	1979
	(1)	(2)	(3)	(4)	(5)	(6)
TOTAL	171.649.040	205.044.518	93,5	97,5	79,1	83,2
*Article 200 Acquisition of immovable property	taken entry	490.000	-	100,0	-	0,0
*Chapter 24: Entertainment and representation expenditure	651.000	776.197	91,8	76,1	74,0	57,5
*Chapter 25: Expenditure on formal and other meetings	12.095.600	13.472.973	74,7	88,8	71,7	66,8
*Chapter 26: Expenditure on studies, surveys and consultations	12.500.000	21.952.349	93,9	98,4	58,1	56,3
(1) Initial appropriations, including Supplementary or Amending Budgets. (2) Including transfers and carryovers from 1978.						

*Budget heading for which the rate of implementation is appreciably lower than average.

Overall, the difference between the total amount of appropriations available in Title 2 and the initial appropriations can be set out as follows (in EJA):

(a) initial appropriations		171.649.040
(b) transfers to the following Articles:		
- 224: Computer Centre	4.430.000	
- 264: Statistical studies and surveys	2.000.000	
- 290: Subsidies to institutions of higher education	124.000	
- 298: Contribution to administrative expenditure connected with international agreements	50.000	
		<hr/>
		6.604.000
(c) automatic carryovers from 1978 (Article 6(1)(c) of the Financial Regulation)		<hr/>
		26.791.478
(d) total appropriations for 1979		205.044.518

As shown by the table above, the rate for commitments (97,5% of the appropriations) is close to complete utilization. Since 83,2% of the appropriations for payment have been used, 14,3% can be automatically carried over to 1980 while 2,5% of the overall appropriations for 1979 will lapse.

As in previous years, transfers have proved necessary within Chapters to cover the most urgent requirements arising from the expenditure associated with the rental of buildings (Chapter 21) and from the purchase, hire and maintenance of movable property (Chapter 22).

Article 200 - Acquisition of immovable property

The appropriation set aside for the acquisition of immovable property led to a commitment of expenditure equal to 100% for the purchase of the buildings occupied by the Press and Information Office which the Commission opened in Lisbon in 1978. This transaction is still in progress and the payment will be made as soon as the notarial act is signed; this explains why the rate of payment is currently zero.

Item 2100 - Rent

A total appropriation of 279.800 EUA to cover the cost of renting buildings and the associated expenditure for the Vienna and Bangkok offices was included in the appropriation entered under this Item and amended by Parliament. When Parliament was informed of the reason for the existence of these new offices, this appropriation was distributed - by means of a transfer on 5 April 1979 - to the appropriate headings in Chapter 21 so that the planned expenditure could be carried out.

Article 224 - Hire of equipment, operating costs and cost of services relating to the Computer Centre and the running of the information and documentary research system (CIRCE)

The utilization of the appropriations of Article 224 merits special comment. The appropriation of 11.293.000 EUA entered in the 1979 Budget to cover the costs of the Commission's Computer Centre reached 15.774.000 EUA by the end of the financial year 1979 (a rise of 40%). As 2.305.936 EUA was carried over from 1978, the total amount of appropriations available in 1979 amounted to 18.079.936 EUA, of which 99% was utilized.

An explanation of this increase in appropriations was submitted to the Budgetary Authority in support of transfer 5/79 involving a sum of 4.430.000 EUA. Summing up, the following factors were involved:

- (a) budgetary compensation to Article 224 in respect of the new posts which were requested and not obtained and for which the appropriations are normally provided in Title 1 (salaries);
- (b) the need for additional staff because of the considerable increase in the computing capacity installed (an eightfold increase since 1976), which had led to the operating costs being underestimated;
- (c) the extension of the period of overlap between the old IEM configuration and the new ICL configuration, owing to the shortage of the ICL computer staff available to convert the programmes.

Chapter 24 - ENTERTAINMENT AND REPRESENTATION EXPENDITURE

The restrictions imposed by the Commission on its Members and its departments as regards entertainment and representation expenditure have led to a lower rate of utilization for these appropriations in 1979 than in 1978.

Chapter 25 - EXPENDITURE ON FORMAL AND OTHER MEETINGS

The difference established between the rate of commitment and the rate of payment is due to the delay in formally clearing expenditure. Payment is actually made in cash for almost all the expenses refunded and charged to a non-budgetary provisional account.

Article 254 - Measures for young people

The total appropriation entered under this heading, amended by Parliament to 360.500 EUA, has been allocated to the subsidy granted to the Forum for Youth Affairs of the European Communities, an international association under Belgian law set up on 27 February 1979.

Chapter 26 - EXPENDITURE ON STUDIES, SURVEYS AND CONSULTATIONS

Utilization of non-differentiated appropriations

CHAPTER 26	Appropriations available in 1979 (EUA)		Utilization (%)			
			for commitments		for payments	
			Appropriations		Appropriations	
			1978	1979	1978	1979
	(1)	(2)	(3)	(4)	(5)	(6)
TOTAL	12.500.000	21.952.349	93,9	98,4	58,1	56,3
(1) Initial appropriations, including Supplementary or Amending Budgets. (2) Including transfers and carryovers from 1978.						

The Commission has updated its study programme for 1979, leading to the commitment of expenditure amounting to 98,4% of the appropriations available.

The payments made in this connection correspond to 56,3% of the budgetary funds.

The relatively striking difference between the rate of payments and the rate of commitments is due to the internal procedure used for the management of study appropriations, in particular the formalities required for finalizing contracts.

TITLE 3 - COMMUNITY POLICIES RELATING IN PARTICULAR TO RESEARCH, TECHNOLOGY, INDUSTRY, THE SOCIAL SECTOR, THE ENVIRONMENT AND THE SUPPLY OF ENERGY AND RAW MATERIALS

Chapter 30 - EXPENDITURE IN THE SOCIAL SECTOR

This Chapter contains both differentiated and non-differentiated appropriations.

1. Non-differentiated appropriations

These concern all the Articles in this Chapter with the exception of Articles 303 and 306, dealt with below.

Chapter 30	Appropriations available in 1979 (EUA)		Utilization (%)			
			For commitments		For payments	
			Appropriations		Appropriations	
			1978	1979	1978	1979
	(1)	(2)	(3)	(4)	(5)	(6)
TOTAL	6.170.000	6.820.000	84	100	67	62

(1) Initial appropriations, including Supplementary or Amending Budget.
 (2) Includes transfers and/or carryovers.

Analyses of the use of appropriations

(a) Appropriations for the financial year

The expenditure concerns the European Centre for the Development of Vocational Training, exchanges of young workers, measures under the employment policy and the European Trade Union Institute. Commitments for all these measures accounted for nearly 100% of available appropriations at 31 December; 62% of commitments have already been paid.

In Item 3020 (Exchanges of young workers), a transfer of 650.000 EUA from Chapter 100 was made with the approval of the Budgetary Authority after the second exchange programme was adopted(1); by the end of the financial year nearly all this had been committed.

(1) Council Decision of 16 July 1979, OJ L 185 of 21 July 1979.

Item 3052 (Guaranteed incomes for workers undergoing retraining) was restored by Parliament with a token entry (i.e. unfunded), after the Commission had dropped it for 1979.

(b) Appropriations carried over

In all, 86% of the 0,95 m EJA carryover had been used up at 31 December. The remainder, divided among several Items, have lapsed.

2. Differentiated appropriations

These concern Article 303 - Community measures to improve migrant and handicapped workers' living conditions and Article 306 - Pilot research projects on action to combat poverty.

CHAPTER 30	Appropriations available in 1979 (EJA)			
	For commitments		For payments	
	(1)	(2)	(3)	(4)
TOTAL	6.950.000	11.834.292	4.765.000	6.145.575

(1) (3) Initial appropriations, including Supplementary or Amending Budgets.
 (2) Includes existing appropriations and transfers.
 (4) Includes transfers and carryovers.

CHAPTER 30	Utilization (%)			
	1978	1979	1978	1979
	Appropriations for commitment		Appropriations for payment	
	(1)	(2)	(3)	(4)
TOTAL	27	89	58	81

Article 303

The implementation in commitments for Article 303 is almost complete (93%). The implementation in payments is not (54%, which includes automatic carryovers from 1978). The difference between the utilization rate for commitments and that for payments shows how sound it was to include this type of expenditure (housing) among the differentiated appropriations as from 1978 - thanks to the amendments by the European Parliament.

Article 306 - Pilot research projects on action to combat poverty

The use in commitments (89%) and payments (86%), including automatic carryovers from 1978, has reached a satisfactory level. Activity in this area has been of two kinds: continuing with projects in progress, most of which were agreed upon in the first programme of 1975(1), and preparing the final report on the implementation of the programme, which will stop on 1 December 1980. The latter is a report which the Commission is obliged to submit as soon as the programme is completed, at the latest, by 30 June 1981.

To cover the period between the end of the programme and the time when the Council's conclusions about the implementation thereof are put into effect, the Commission put forward an interim programme on 27 November(2) so that research and action on combating poverty may continue. If the Council agrees, the existing appropriation of 1,17 m EJA could be used for this purpose.

(1) An interim report was put forward by the Commission in October 1979.

(2) COM(79)657 final.

Chapter 31 - EXPENDITURE IN THE AGRICULTURAL SECTOR

Utilization of non-differentiated appropriations

TITLE 3, CHAPTER 31	Appropriations available in 1979 (EUA)		Utilization (%)			
			For commitments		For payments	
			Appropriations		Appropriations	
			1978	1979	1978	1979
	(1)	(2)	(3)	(4)	(5)	(6)
TOTAL	7.209.000	11.094.000	76	81	25	27

(1) Initial appropriations, including Supplementary or Amending Budgets.
 (2) Including transfers and/or carryovers.

Analysis of the use of appropriations

(a) Appropriations for the financial year

At 31 December 1979, 81% of available appropriations had been committed. Payments had been made for 27% of the commitments. The use of appropriations has improved therefore as against 1978, when the rates were 76% and 25% respectively.

Nevertheless, the rate of payments compared with that for commitments is still relatively low. There are several reasons for this, chief among which are:

(i) the operations covered by the commitments and payments are outside the Commission's direct control. Thus, if a measure starts late in the year or the file is sent late, as happened with Item 3101 - Campaign against African swine fever and Item 3102 - Community action in the event of outbreaks of epizootic disease, it is impossible to effect the payments in the year in which the commitments are agreed;

(ii) the nature of these appropriations is that of differentiated appropriations: with regard to expenditure under Article 313 - Farm accountancy data network and Item 3141 - Research programmes, the normal gap between commitments and payments is from two to three years.

As regards the Items covered in the European Parliament's amendment (Item 3141 - Research programmes and Article 317 - Community supervision of the application of agricultural rules), all appropriations were committed in the financial year. Barring accidents, the outstanding payments under Item 3141 will be made normally in the financial year 1980.

(b) Appropriations carried over

In all, 92% of the 4,55 m EJA carryover had been used up at 31 December.

Chapter 32 - EXPENDITURE UNDER THE ENERGY POLICY

Utilization of available appropriations
(differentiated appropriations)

CHAPTER 32	Appropriations available in 1979 (EJA)			
	For commitments		For payments	
	(1)	(2)	(3)	(4)
TOTAL	57.000.000	122.722.597	50.000.000	95.637.033
3200	20.000.000	42.241.643	31.000.000	59.950.000
3201	token entry	15.000.000	token entry	5.000.000
3240	16.000.000	21.576.849	7.000.000	9.000.000
3241	16.000.000	28.400.000	9.500.000	13.500.000

(1),(3) Initial appropriations, including Supplementary or Amending Budgets.
 (2) Includes existing appropriations and transfers.
 (4) Includes transfers and/or carryovers.

CHAPTER 32	Utilization (%)			
	1978	1979	1978	1979
	Appropriations for commitment		Appropriations for payment	
(1)	(2)	(3)	(4)	
TOTAL	32	56	25	30
3200 (*)	58	78	34	29
3201 (*)	0	23	0	21
3240 (*)	1	34	0	10
3241 (*)	0	70	0	23

(*) Budget heading where the rate of utilization is particularly low.

Utilization of appropriations
(non-differentiated appropriations)

CHAPTER 32 Article 328 (Studies)	Appropriations available in 1979 (EJA)		Utilization (%)			
			For commitments		For payments	
			Appropriations		Appropriations	
			1978	1979	1978	1979
(1)	(2)	(3)	(4)	(5)	(6)	
TOTAL	token entry	1.050.000	-	98	-	32

(1) Initial appropriations, including Supplementary or Amending Budgets.
 (2) Including transfers and/or carryovers.

Analysis of the utilization of appropriations

Few of the appropriations in Chapter 32 have been used in 1979, especially the appropriations for payment. This has been true of this Chapter for some years. The main reason is that the Council has been slow, or has even failed, to adopt the necessary decisions, without which the Commission cannot effect expenditure; a further reason is that the process of selecting and approving projects is hampered by the terms of the relevant regulations, added to which is the fact that a few years ago the need for appropriations for payment in Item 3200 was overestimated somewhat and the consequences of this are still be felt. The 1979 results, however, are better than those last year. Management procedures have been speeded up, and it was possible to start some measures in 1979 which still had no legal basis in 1978 (particularly under Items 3240 and 3241). As regards non-differentiated appropriations, a rate of commitment of 98% was observed and a 32% payment rate; this is normal, since expenditure is intended for studies, and payment is only made once these have been completed.

Article 320 - Projects in the hydrocarbons sector

Item 3200 - Community technological development projects

In 1979, this Item alone accounted for roughly one-third of the appropriations for commitment and nearly two-thirds of the appropriations for payment in Chapter 32. The commitment rate of 78% (58% in 1978) is evidence of the very encouraging growth in the implementation of the programme of support for undertakings but the low utilization of payment appropriations (29% of available appropriations) has had a considerable influence on the outturn for the whole Chapter. Again, requirements were overestimated a few years ago and considerable delays occurred between the preparation of projects for financial assistance and their adoption. To improve the situation, the Commission will tailor its requests for appropriations in future. It has already undertaken, moreover, to bring forward the different calls for submission of projects in order to speed up the adoption procedure.

Item 3201 - Joint projects in prospecting for hydrocarbons

Despite the Commission's efforts in its dealings with the Council to establish agreement on the proposal for an outline regulation which the Commission put forward in 1974 (1), the discussions have still not yielded any results. There being no legal basis, it has been impossible to use the appropriations available for the financial year (15 m EJA left over from 1978). However, a Commission proposal (2) helping to finance a joint project in prospecting for hydrocarbons in Greenland, which has been approved by the Council, has made it possible to commit 3.450.000 EJA, of which 1.035.000 have already been paid.

-
- (1) Proposal for a Council Regulation on support for common projects for hydrocarbon exploration (OJ C 18 of 25 January 1975 and OJ C 200 of 22 August 1978).
 - (2) Council Regulation No 1038 of 24 May 1979 on Community support for a hydrocarbon exploration project in Greenland (OJ L 132 of 30 May 1979).

Article 324 - Aids to demonstration projects under the Community energy programme

Items 3240 - Community energy-saving programme

and 3241 - Development programme for new sources of energy

Only a small amount of the appropriations set aside for these headings was used, although the percentage compared with 1978 was very favourable. Utilization of appropriations for commitment in Item 3240 went up from 1% in 1978 to 34% in 1979, and in Item 3241 from 0% to 70%. Further to the Council Decision of June 1978, the Commission agreed a second batch of energy-saving demonstration projects, thus bringing the number of projects likely to receive support to fifty-three, for a total of 21,3 m ECU. These measures were not approved by the Council until April 1979 (1); in view of the time required for the Commission to negotiate the contracts, this has had an unfavourable effect on the rate at which appropriations have been utilized.

Following upon the Council Decisions of March 1979, the development programme for demonstration projects for new sources of energy has entered upon an active phase. The first Commission decisions granting financial support to more than thirty projects in geothermal and solar energy, coal gasification and liquefaction involve 28 m ECU. A second call for submission of projects relating to geothermal energy was issued in December. The regulations implementing the programmes (2) were only adopted by the Council in April, which delayed the start of the projects in question considerably. This handicap has been taken into account, and the rate at which appropriations are utilized - although still fairly low - will increase somewhat until the end of 1980.

(1) OJ L 93 of 12 April 1979.

(2) Council Regulations Nos 725/79, 726/79, 727/79, 728/79, 729/79 of 9 April 1979 (OJ L 93 of 12 April 1979).

Article 329 - Euratom loans

In accordance with the Council Decision of 29 March 1977 (1), the Commission is authorized to contract loans, up to a ceiling of 500 m EUA, to finance nuclear power stations.

The following ten loans have been contracted since 1 January 1979 in national currencies:

<u>Number of loans</u>		<u>Currency</u>
1	DM	88.000.000
3	FF	230.000.000
3	FS	65.000.000
1	Bfr	1.500.000.000
2	Lfr	1.000.000.000

As a result, total Euratom loans at 31 December 1979 were equivalent to 322,92 m EUA.

The following table gives specific details:

<u>Purpose</u>	<u>Amount of loan at 31 December 1979</u>	<u>Recipient power stations</u>
	<u>m EUA</u>	
To finance nuclear power stations	113,27	Mülheim-Karlich (Germany)
	89,18	Greys-Maville (France)
	69,83	Alto Lazio (Italy)
	<u>50,64</u>	Doel (Belgium)
Total	<u>322,92</u>	

On 1 August 1979 the Commission put forward a proposal to the Council which would raise the ceiling of authorized loans to a total of 1.500 m EUA. The Council raised the ceiling, to 1.000 m EUA in its Decision of 18 December.

(1) OJ L 88 of 6 April 1977.

Chapter 33 - RESEARCH AND INVESTMENT APPROPRIATIONS

**Utilization of available appropriations
(non-differentiated appropriations)**

CHAPTER 33	Appropriations available in 1979 (BUA)			
	For commitments		For payments	
	(1)	(2)	(3)	(4)
Direct action	115,213.375	146,900.375	113,670.130	159,530.130
Indirect action	27,176.000	87,062.000	65,691.000	123,975.000
Participation in JET	-	84,435.000	17,000.000	32,996.000
TOTAL	142,389.375	318,397.375	196,361.130	316,501.130
3353	-	3,152.000	123.000	2,848.000
3354	677.000	11,381.000	2,977.000	9,745.000
3357	1,241.000	17,206.016	9,744.000	28,993.971

(1) and (3) Initial appropriations, including Amending and Supplementary Budgets.

(2) Including appropriations remaining from previous years, transfers and revenue from services rendered to others.

(4) Including transfers, carryovers and revenue from services rendered to others.

	Utilization (%)			
	1978	1979	1978	1979
	Appropriations for commitment		Appropriations for payment	
	(1)	(2)	(3)	(4)
Direct action	82	85	71	69
Indirect action	58	60	52	58
Participation in JET	10	73	24	97
TOTAL	54	75	58	68
3353(*)	81	15	56	18
3354(*)	21	41	39	39
3357(*)	73	39	39	57

(*) Budget heading in respect of which the implementation rate is particularly low.

Summary of implementation of appropriations

The 1979 appropriations for Chapter 33 were spread over the current JRC programmes, projects and actions forming part of the 1977-80 four-year programme (direct action) and a series of multiannual research programmes contracted out to specialist bodies in the Member States (indirect action), of which the biggest is the JET construction project of the fusion and plasma physics programme.

Taken as a whole the rate of utilization for the 1979 appropriation, in commitments and payments, is more satisfactory than in 1978.

Where direct action is concerned, there has been no significant change in the pattern of utilization as 1979 is the third year of the multiannual 1977-1980 programme.

Large amounts of appropriations left over from the previous year and carried over to certain recent programmes, as well as appropriations transferred from Chapter 100 to the budget headings for programmes whose approval by the Council had been delayed during the year, were still available for direct and concerted action in 1979. The table below gives details relating to these actions:

(EUA)

Item	Heading	Date of programme decision	Approps for commitment	Approps for payment	Date of approval of transfers from Chapter 100
3353	Reference materials and methods	9.10.1979	2.817.000	2.017.000	5.12.1979
3354	Environment	9.10.1979	4.800.000	2.400.000	5.12.1979
3357	Energy research and development	11.09.1979	4.000.000	2.000.000	29.11.1979

As regards the JET programme, the Council Decision of 30 May 1978 provides for a joint undertaking in the sense of Chapter V of the Euratom Treaty to be set up under the fusion and plasma physics programme, and for 80% to be financed by the Community.

In accordance with Article 174 of the above Treaty and Article 9 of the statute of the joint undertaking, Community participation will be entered on the expenditure side of the research and investment budget.

In 1979 JET used up three-quarters of the appropriations for commitment that had accumulated since 1976 and were still available, and almost all the appropriations for payment. It may be said that the financial management of the JET project is now running smoothly. All figures quoted above are still provisional and may have to be slightly amended when the accounts are finally closed.

Chapter 34 - EXPENDITURE RELATING TO SAFEGUARDS

**Utilization of available appropriations
(non-differentiated appropriations)**

CHAPTER 34	Appropriations available in 1979 (EUA)		Utilization (%)			
			for commitments		for payments	
			Appropriations		Appropriations	
			1978	1979	1978	1979
	(1)	(2)	(3)	(4)	(5)	(6)
TOTAL	1.500.000	1.954.086	98	76	70	47
340(*)	650.000	726.500	97	69	80	50
(1) Initial appropriations including Supplementary and Amending budgets. (2) Including transfers and/or carryovers. (*) Budget heading in respect of which the implementation rate is particularly low.						

Summary of implementation appropriations

The rate of utilization of appropriations in Chapter 34 was high but less satisfactory than in 1978. The main reason for this was the fact that engaging the additional staff for on-the-spot inspections (Article 340) took longer than expected because some of the inspections required under the two verification agreements concluded between France, the United Kingdom, the Community and the International Atomic Energy Agency could not be carried out as the internal procedures had not yet been completed.

Chapter 35 - PROTECTION OF MAN AND HIS ENVIRONMENT

CHAPTER 35	Appropriations available in 1979 (EUA)		Utilisation (%)			
			For commitments		For payments	
			Appropriations		Appropriations	
			1978	1979	1978	1979
	(1)	(2)	(3)	(4)	(5)	(6)
TOTAL	7.792.000	7.792.000	85	98	43	45

(1) Initial appropriations including Supplementary and Amending Budgets.
 (2) Including transfers and/or carryovers.

Summary of implementation of the appropriations

(a) Appropriations for the financial year

A total of 98% of available appropriations were unspent on 31 December. Payments accounted for 45% of commitments; this is normal, as the appropriations are for studies many of which are begun late in the financial year; the balance is carried over automatically to the next financial year.

In a series of amendments involving 0,35 million EUA, the European Parliament reinstated the appropriations under headings 3530 (Public health studies and measures), 3543 (Measures required to implement the Directives on the environment), 3544 (Permanent inventory of sources of information on the environment in the Community), 3550 (Consumer protection studies) and 3552 (Consumer protection and information measures). On average, 95% of the appropriations for these headings have been committed and in no case is the percentage lower than 85%.

(b) Appropriations carried over

By 31 December, 96% of the 2,98 million EUA carried over had been paid out.

Chapter 36 - EXPENDITURE ON SCIENTIFIC AND TECHNICAL INFORMATION AND ON INFORMATION MANAGEMENT

**Utilization of available appropriations
(non-differentiated appropriations)**

CHAPTER 36	Appropriations available in 1979 (EUA)			
	For commitments		For payments	
	(1)	(2)	(3)	(4)
TOTAL	4.500.000	8.659.829	4.825.000	6.885.801
3620	2.800.000	6.675.818	3.350.000	4.951.741

(1) and (3) Initial appropriations, including Amending and Supplementary Budgets.
 (2) Including appropriations left over and transfers.
 (4) Including transfers and/or carryovers.

CHAPTER 36	Utilization (%)			
	1978		1979	
	Appropriations for commitment		Appropriations for payment	
	(1)	(2)	(3)	(4)
TOTAL	39	69	57	52
3620 (*)	30	60	57	41

(*) Budget heading in respect of which the implementation rate is particularly low.

Utilization of non-differentiated appropriations

CHAPTER 36	Appropriations available in 1979 (EUA)			Utilization (%)			
				For commitments		For payments	
				Appropriations		Appropriations	
				1978	1979	1978	1979
	(1)	(2)	(3)	(4)	(5)	(6)	(7)
TOTAL	1.680.000	1.680.000	2.470.735	96	100	60	70
<p>(1) Initial appropriations including supplementary and amending budgets. (2) Including transfers and non-automatic carryovers (calculating base for columns 4 and 5). (3) Including transfers and total carryovers (calculating base for columns 6 and 7).</p>							

The rate of utilization of the appropriations for commitment entered in this Chapter has improved in 1979 following the entry into force, in October 1978, of the second three-year action plan. Taken as a whole, the utilization rate for this Chapter is 100% for non-differentiated and 69% for differentiated appropriations for commitment. The second figure is largely the result of relatively low utilization (60%) of the appropriations for Item 3620 (Three-year plans of action) which accounts for 77% of the Chapter's differentiated appropriations. Of the remaining appropriations for commitment, 99% were used.

Article 362 - Documentary research, scientific and technical information and documentation

Item 3620 - Three-year plans of action

There has been a considerable improvement in the utilization of the appropriations for commitment, the reason why the rate is still as low as 60% being the delay in the Council's adopting the second three-year plan of action (October 1978) (1). This means that, in practice, 1979 is the first year of implementation. In spite of this the Commission managed to catch up on part of the delay in 1979 and used up all the left-over appropriations as well as part of the appropriations for 1979.

(1) OJ L 311 of 4 November 1978.

Chapter 37 - EXPENDITURE IN THE INDUSTRIAL AND TRANSPORT SECTORS

Utilization of available appropriations
(non-differentiated appropriations)

CHAPTER 37	Appropriations available in 1979 (EUA)			
	For commitments		For payments	
	(1)	(2)	(3)	(4)
TOTAL	22.000.000	53.045.262	11.700.000	28.463.377
3702	2.000.000 (*)	2.000.000	1.000.000 (*)	1.000.000
3710	token entry	15.000.000	token entry	1.000.000
3750	20.000.000 (**)	35.000.000	10.000.000 (**)	24.500.000

(1) and (3) Initial appropriations, including Amending and Supplementary Budgets.
 (2) Including left-over appropriations and transfers.
 (4) Including transfers and/or carryovers.
 (*) Entered in Chapter 100.
 (**) Entered in Chapter 100, shared between Item 3750 and Article 512.

CHAPTER 37	Utilization (%)			
	1978	1979	1978	1979
	Appropriations for commitment		Appropriations for payment	
	(1)	(2)	(3)	(4)
TOTAL	3	28	1	54
3702 (*)	-	1	-	0
3710 (*)	0	0	0	0
3750 (*)	0	40	0	57

(*) Budget heading in respect of which the implementation rate is particularly low.

Utilization of non-differentiated appropriations

CHAPTER 37	Appropriations available in 1979 (EUA)			Utilization (%)			
				Commitments		Payments	
				Appropriations		Appropriations	
				1978	1979	1978	1979
(1)	(2)	(3)	(4)	(5)	(6)	(7)	
TOTAL	2.191.000	2.191.000	3.401.631	100	99	45	61
3741	500.000	498.650	498.650	-	99	-	28

(1) Initial appropriations including Supplementary and Amending Budgets.
 (2) Including transfers and non-automatic carryovers (calculating base for columns 4 and 5).
 (3) Including transfers and total carryovers (calculating base for columns 6 and 7).

Summary of implementation of appropriations

Almost all the non-differentiated appropriations for this Chapter have been committed but the position in respect of differentiated appropriations, which constitute the major portion of this Chapter, is quite different. The reason for the low rate of utilization (28%) is the fact that in almost all cases the requisite legal basis for the measures involved has either not been adopted or was adopted late. Although the position appears better in 1979 than it was in 1978, this is only because the Council decisions taken at the end of the year made it possible to launch the first actions provided for in Items 3702 and 3750.

Article 370 - Projects in the data-processing sector

Item 3702 - Community projects for the development of data processing

It was not possible to make a start on this action, which was first entered in the 1979 Budget, because the Council did not adopt the programme until September 1979 (1). Consequently the programme's first year of implementation will be 1980.

(1) Council Decision of 11 September 1979 adopting a multiannual programme in the field of data processing (OJ L 231 of 13 September 1979).

Article 371 - Operations in the aerospace sector

Item 3710 - Technological research

Again, it has not been possible to use the available appropriations in 1979 (15 million EUA in appropriations for commitment and 1 million in appropriations for payment, carried over from 1978 to 1979) as the Council did not adopt the first series of actions proposed by the Commission until 2 August 1977 (1).

Item 3741 - Harmonization of industrial laws

Almost the whole of the non-differentiated appropriation of 500.000 EUA entered at the initiative of the European Parliament has been committed (99%). The relevant payments are proceeding at a normal rate and the appropriations set aside for this purpose will be used up in the course of 1980.

Article 375 - Community industrial reorganization and redevelopment operations

Item 3750 - Measures on behalf of certain crisis-hit industrial sectors

A large appropriation was set aside for this Item - 20 million EUA in appropriations for commitment and 17 million in appropriations for payment carried over from 1978 and a large proportion of the 20 million EUA in appropriations for commitment (15 million EUA) and of the 15 million EUA in appropriations for payment (7,5 million EUA) entered in Chapter 100 of the Budget for 1979 - shared between Article 512 and Item 3750.

The proposal for a framework regulation submitted by the Commission to the Council on 31 October 1978 (2) with a view to setting out what Community measures should be taken, was not approved by the Council in spite of the Commission's efforts. To permit utilization of the appropriations left over from 1978, which would otherwise be cancelled, the Commission submitted a further proposal for priority action in the textile fibres sector (3). This was approved by the Council on 20 December 1979. On this basis it has been possible to commit and pay out an appropriation of 13,9 million EUA.

The unused appropriations for the financial year 1979 (15 million EUA in appropriations for commitment and 7,15 million in appropriations for payment) have been transferred from Chapter 100 to the two headings concerned (Item 3750 and Article 512) with the approval of the Budgetary Authority. This means that they remain available in 1980.

(1) COM(77)362 final.

(2) Proposal for a Council Regulation on Community aid for industrial restructuring and conversion operations (OJ C 272 of 16 November 1978).

(3) Council Regulation No 2914/79 of 20 December 1979 on Community aid for industrial restructuring and conversion operations in the man-made fibres sector (OJ L 326 of 22 December 1979).

Chapter 39 - OTHER EXPENDITURE ON SPECIFIC PROJECTS UNDERTAKEN BY THE INSTITUTION

Utilization of non-differentiated appropriations

CHAPTER 39	Appropriations available in 1979 (EUA)			Utilization (%)			
				Commitments		Payments	
				Appropriations		Appropriations	
				1978	1979	1978	1979
	(1)	(2)	(3)	(4)	(5)	(6)	(7)
TOTAL	8.955.000	10.955.000	14.302.368	78	85	52	47
390 (*)	token entry	2.000.000	2.000.000	0	43	0	39
3930	240.000	240.000	254.681	100	99	92	70
396 (*)	500.000	500.000	500.000	-	0	-	0

(1) Initial appropriations including Supplementary and Amending Budgets.
 (2) Including transfers and non-automatic carryovers (calculating base for columns 4 and 5).
 (3) Including transfers and total carryovers (calculating base for columns 6 and 7).
 (*) Budget heading for which the implementation rate is particularly low.

Summary of implementation of non-differentiated appropriations

Some 85% of the (non-differentiated) appropriations entered in this Chapter have been committed; this is an improvement on the previous year (78%). Except in Articles 390 and 396, almost all the available appropriations have been committed. Although lower, the 47% rate of payment may be regarded as normal in view of the large volume of appropriations carried over (37%), 75% of which have been used and the remainder, which were entered in Article 390 as a non-automatic carryover, cancelled.

Article 390 - Research projects in the field of technology and industry

There was some delay in starting the research which is the object of this Article as there were certain difficulties in adopting the programme in 1978. In 1979 it was not possible to begin using the non-automatic carryovers because of the deadlines involved in the non-automatic carryover of appropriations. As a result 1,1 million EUA will be cancelled.

Article 393 - Cultural measures and events

Item 3930 - Expenditure on cultural projects

The appropriations entered under this heading (40.000 EUA of which were the result of a European Parliament initiative) have been almost entirely committed and 70% have been paid, which represents a normal rate of utilization given the measures financed by this Item (scholarships, subsidies and cultural exchanges). The appropriations for payment carried over from the previous year have been entirely used up.

Article 396 - European Foundation

As the European Foundation has not yet been established it has not been possible to use the appropriations set aside for the purpose.

TITLE 4 - REPAYMENTS AND AID TO MEMBER STATES AND OTHER AID

Chapter 40 - FLAT-RATE REPAYMENT TO THE MEMBER STATES OF THE COSTS INCURRED IN COLLECTING OWN RESOURCES

All the appropriations for 1979 - 721,1 m EUA - have been committed. The payments made - 666,1 m EUA - correspond to eleven months of repayments; the repayments in respect of the own resources collected in December 1979 will be charged to the appropriations automatically carried over from 1979 to 1980, except for 12,5 m EUA which will have to be charged to the appropriations for 1980. The reason why the appropriations for 1979 are inadequate is that more own resources have been collected than forecast in the Budget (1).

Chapter 42 - COMMUNITY LOANS

Within the maximum amount of US \$3,000 million fixed by Council Regulation (EEC) No 397/75 of 17 February 1975 (2), the Community raised a number of loans in 1976 and 1977 for the purpose of helping Member States to overcome their balance of payments difficulties. Pursuant to Council Decision 76/322/EEC of 15 March 1976 (3), the Community granted loans, on the same terms as the amounts borrowed, to Italy and Ireland.

These loans took the following form:

* 1st loan (March, April 1976)

US \$1.000 million	Recipient: Italy
US \$ 300 million	Recipient: Ireland
<hr/>	
US \$1.300 million	
<hr/>	

* 2nd loan (May 1977)

US \$ 200 million	Recipient: Italy
US \$ 300 million	
<hr/>	
US \$ 500 million	
<hr/>	

(1) See the relevant comments in the section on revenue.

(2) OJ L 46, 20 February 1975.

(3) OJ L 77, 24 March 1976.

The total of these sums borrowed has not changed. As of 31 December 1979, it was still equivalent to 1.370 m EUA.

Chapter 43 - LOANS FOR THE PROMOTION OF INVESTMENT IN THE COMMUNITY
(THE NEW COMMUNITY INSTRUMENT)

Within the maximum amount of 1.000 m EUA fixed by the Council Decision of 16 October 1978 (1), the Commission is authorized to raise loans to finance investment projects of benefit to the Community in the energy sector and industrial conversion and infrastructure sectors.

Under the Council's implementing Decision of 14 May 1979 (2) concerning the first tranche of 500 m EUA of loans raised, two loans equivalent to 174,5 m EUA were issued during the year - one loan of US \$125 million and a second loan of DM 225 million. These loans were distributed as follows:

Ireland	86,7 m EUA
Italy	39,6 m EUA
United Kingdom	48,2 m EUA
	<hr/>
Total	174,5 m EUA

(1) OJ L 298, 25 October 1978.

(2) OJ L 125, 22 May 1979.

TITLE 5 - SOCIAL AND REGIONAL FUNDS

Chapters 50-53 - EUROPEAN SOCIAL FUND

Utilization of differentiated appropriations

Appropriations available
in 1979 (m EUA)

Budget heading	Commitments		Payments	
	(1)	(2)	(3)	(4)
Chapter 50	306	328,63	215	322,31
Chapter 51	387	419,99	285	478,78
Chapter 52 Pilot schemes and preparatory studies	2,5	3,13	2,5	3,43
Chapter 53 Employment of young people	token entry	72	token entry	25
Chapters 50-53	695,5	823,75	502,50	829,52

(m EUA)

(1), (3) Initial appropriations, including Supplementary or Amending Budgets.
 (2) Including outstanding appropriations and transfers.
 (4) Including transfers and/or carryovers.

Percentage utilization

Budget heading	1978	1979	1978	1979
	Appropriations for commitment	Appropriations for commitment	Appropriations for payment	Appropriations for payment
Chapter 50	99,6	93,6	54,5	70,8
Article 500*	98,2	78,7	35,3	51,3
Article 505*	96,1	99,6	0	15,4
Chapter 51	99,9	93,6	44,9	76,2
Article 512*	-	0	-	0
Chapter 52*	61,4	98,3	34	32,1
Chapter 53*	-	98	-	5,4
Chapters 50-53	99,6	94	48,7	71,8

(*) Budget heading with a particularly low rate of utilization.

Summary of the implementation of appropriations

1. Commitments

The original allocation to the Social Fund for 1979 was 695,5 m EUA, to which the following amounts have been added:

(a) 2,15 m EUA as outstanding appropriations from 1978 (appropriations not committed in 1978) at the beginning of the financial year;

(b) 77 m EUA transferred from Chapter 100: 72 m EUA for measures to promote the employment of young people (Chapter 53) in June and 5 m EUA in December for the consequences of industrial conversion (Article 512).

(c) 49,15 m EUA: three-quarters as 1978 appropriations made available again, especially towards the end of the financial year, as a result of cancellations, and one-quarter from the end-of-year reassessment of the commitments from previous financial years remaining to be cleared.

These various sums total 823,7 m EUA; one must remember that these elements were never all available at the same time and that the total could only be checked ex post facto once the financial year had closed.

Of this total, 774,6 m EUA - i.e. 94% - have been committed and the outstanding 49 m EUA remain available for the following financial year in accordance with Article 6(2)(a) of the Financial Regulation.

2. Payments

The financial year was marked by a remarkable increase in the volume of payments made; more than double, from 284,8 m EUA in 1978 to 595,70 m EUA in 1979. The rate of utilization for the total appropriations available (829,5 m EUA) is thus 71,8% compared with 48,7% in 1978. Both the volume and rate of utilization of the appropriations have therefore increased.

The appropriations available consisted of 530 m EUA for the financial year and 299,5 m EUA in appropriations carried over from 1978. As nearly all the latter have been utilized, the non-utilized part of the total appropriations available in 1979 consists of appropriations for the financial year which are automatically carried over to 1980 (233,2 m EUA).

3. Budget headings with a below-average rate of utilization

The following budget headings have a below-average rate of utilization as regards commitments, payments or both:

Article 500 - Agricultural and textile sectors

Commitments: payments to persons leaving agriculture are dropping as fewer people leave this sector.

Payments: this state of affairs has had an effect on the level of payments where almost one-quarter of the appropriations (7 m EUA) were cancelled.

Article 505 - Measures to help women

These payments did not begin until 1978. The appropriations for commitment have been fully utilized but few payments have yet been made because of the lack of requests.

Article 512 - Consequences of industrial conversion

At the end of the financial year, this heading, originally given a token entry, was allocated 5 m EUA in appropriations for commitment and 2,5 m EUA in appropriations for payment from Chapter 100 to prevent them from lapsing and to enable them to be used, if needed, in 1980. This is the outcome of the state of affairs described in the examination of Item 3750 above.

Chapter 52 - PILOT SCHEMES

These are often multiannual schemes where payments are considerably staggered.

Chapter 53 - MEASURES TO PROMOTE THE EMPLOYMENT OF YOUNG PEOPLE

This is the latest Social Fund measure (dating from 1979). The appropriations, transferred from Chapter 100 in June, were committed towards the end of the financial year. The payments will follow from 1980.

CHAPTERS 55 AND 56 - EUROPEAN REGIONAL DEVELOPMENT FUND

Utilization of differentiated appropriations

Chapters 55 and 56	Appropriations available in 1979 (EUA)			
	For commitments		For payments	
	(1)	(2)	(3)	(4)
TOTAL	945.000.000	1.010.326.624	499.000.000	852.191.484
Chapter 55	900.000.000	965.326.624	483.000.000	836.191.484
Chapter 56	45.000.000	45.000.000	16.000.000	16.000.000
<p>(1), (3) Initial appropriations, including Supplementary or Amending Budgets.</p> <p>(2) Including outstanding appropriations and transfers.</p> <p>(4) Including transfers and/or carryovers.</p>				

Chapters 55 and 56	Utilization (%)			
	1978	1979	1978	1979
	Appropriations for commitment	Appropriations for commitment	Appropriations for payment	Appropriations for payment
	(1)	(2)	(3)	(4)
TOTAL	93	95	42	60
Chapter 55	93	100	42	61
Chapter 56	-	-	-	-

Summary of the implementation of appropriations

As usual, almost all the appropriations for commitment available for the quota section (Chapter 55) were utilized while the appropriations for commitment for the non-quota section (Chapter 56) were not touched as the Council had not reached a decision on the proposals which the Commission had presented to it in October 1979.

As no expenditure could be committed to this section in 1979 - because no legal basis existed - it was proposed that the appropriations for commitment outstanding from 1978 (29 m EUA) and reserved for this section be utilized for the non-quota section so that they would not lapse. In return, the Commission will replenish these appropriations during 1980 by transferring the same sum from the quota section. None of the appropriations available in 1979 would then lapse in 1980.

As regards the appropriations for payment, the payments made in 1979 are approximately double the payments made in 1978. This improvement, due mainly to the adoption of the "accelerated payments" system, is, however, less marked than had been hoped.

The delays may be largely attributed to a lack of applications for payment by certain Member States. However, it should be stressed that - to the extent that the appropriations carried over from 1978 to 1979 were 200 m EUA higher than expected when the 1979 Budget was being drawn up and were completely used up in 1979 - the rate of utilization for the appropriations for payment (60%) does not reflect the improvement in the situation which has actually occurred.

CHAPTER 57 - MEASURES TO REDUCE ECONOMIC DISPARITIES IN THE COMMUNITY IN THE CONTEXT OF THE EUROPEAN MONETARY SYSTEM

Utilization of non-differentiated appropriations

CHAPTER 57	Appropriations available in 1979 (EUA)		Utilization (%)			
			For commitments		For payments	
			Appropriations		Appropriations	
			1978	1979	1978	1979
	(1)	(2)	(3)	(4)	(5)	(6)
TOTAL	* token entry	245.373.000	-	100	-	71

(1) Initial appropriations, including Supplementary or Amending Budgets.
 (2) Including transfers and/or carryovers.
 * A sum of 200.000.000 EUA is entered in Chapter 100.

Article 570 - Interest rate subsidies on Community loans to the less prosperous Member States participating in the European Monetary System

As part of the provisions of the Resolution of the European Council of 5 December 1978 and Council Regulation No 3181/78 of 18 December 1978 (1), interest rate subsidies were granted on loans approved in accordance with the Council Decision of 16 October 1978 (2) (loans intended to promote investment in the Community) and loans granted by the EIB. These subsidies, currently limited to Ireland and Italy (which are considered the less prosperous Community countries participating in the EMS) may not amount to more than 1.000 m EUA for a five-year period. The total amount authorized for 1979 - 200 m EUA - has been committed and the sum of 158.332.401 EUA has been paid.

The following amount of loans qualify for interest rate subsidies (3%) under the EMS:

<u>Purpose</u>	<u>Amount</u>	<u>Recipient</u>
Strengthening of the economies of the less prosperous Member States	619,0 million EUA	Italy
	<u>259,3 million EUA</u>	Ireland
	<u>878,3 million EUA</u>	

(1) OJ L 379, 30.12.1978.
 (2) OJ L 298, 25.10.1978.

Article 571 - Financial compensation to the United Kingdom

Under the same legal provisions governing Article 570, financial compensation is to be paid to that Member State which, not participating effectively and fully in the mechanisms of the European Monetary System, need not shoulder the burden involved in implementing this System. As utilization of these appropriations is linked to the payments of the appropriations of Article 570, the total amount (45.373.000 EUA) has been committed, of which 14.998.654 EUA have been paid. The payment of these compensations depends on the completion of the formalities concerning the interest rate subsidies granted under the EMS.

Chapter 59 - AID TO DISASTER VICTIMS IN THE COMMUNITY

Utilization of non-differentiated appropriations

Appropriations available in 1979 (m EUA)		Utilization of appropriations (%)			
		For commitments		For payments	
Initial appropriation	Appropriations after transfers or carryovers	1978	1979	1978	1979
5	5	74,8	56	74,8	56

The appropriation for Chapter 59 is an allocation fixed by Parliament. Because of its purpose, it is not covered by the normal criteria of estimates and utilization. No management-related conclusion can therefore be drawn from the rate of utilization or the change in this rate from one year to the next.

In 1979 the Community granted the following aids:

Recipient country	Reason	Aid granted	
		Date	Amount (m ECU)
Overseas departments: Martinique Guadeloupe	Harricane David	Sept. 79	1,0
Italy: Umbria	Earthquake	Oct. 79	1,0
Italy: Lazio Marche	Earthquake	Oct. 79	0,2 0,1
United Kingdom (Scotland): Shetland Orkneys Western Isles	Floods	Déc. 79	0,5

The Commission generally reserves these measures for cases involving natural disasters with exceptionally widespread and serious consequences. It also feels that these aids should be sent as directly as possible to the disaster victims and cover measures aiming at the urgent protection of human life.

These aids, which by their very purpose should permit the immediate provision of emergency assistance, may be accumulated with the - often higher - payments which may be made available from other appropriations (in particular, the EAGGF Guidance Section and the Regional Fund).

TITLES 6 & 7 - EUROPEAN GUIDANCE AND GUARANTEE FUND - GUARANTEE SECTION

Chap.	Headings	Statement of utilization of appropriations				
		Appropriations available in 1979 (in m EUA)			Provisional expenditure at	
		Initial Budget	Supplementary Budget	New Budget	1978 (in % of available appropriations)	30.11.1979 (in % of available appropriations)
60	Cereals	1.874.2	- 300	1.574.2	100	94
61	Rice	41.4	-	41.4	100	101
62	Milk and milk products	3.748.0*	+ 742	4.490	99	93
63	Oils and fats	522.9	+ 70	592.9	100	92
64	Sugar	1.004.6	-	1.004.6	100	86
65	Beef and veal	488.3	+ 220	708.3	100	92
66	Pigmeat	84.9	+ 10	94.9	100	102
67	Eggs and poultry- meat	41.2	+ 25	66.2	100	110
68	Fruit and vegetables	326.5	+ 90	416.5	100	96
69	Wine	119.4	- 25	94.4	100	63
70	Tobacco	262	- 50	212	100	97
71	Fisheries	20	-	20	100	78
72	Alcohol	token entry	-	token entry	100	-
73	Other CMOs (1)	112.5	-	112.5	100	98
74	Refunds on processed products	176.2	+ 60	236.2	100	98
75	ACA's (2)	1.2	-	1.2	100	17
78	NCAs (3)	809.2	- 40	769.2	100	89
TOTAL		9.632.5	+ 802	10.434.5		92

* Including 30,4 m EUA carried over from 1978.

- (1) Other common market organizations.
- (2) "Accession" compensatory amounts.
- (3) Monetary compensatory amounts.

The budgetary implementation of the EAGGF Guarantee Section on 31 December was provisional and incomplete as the accounts are not closed until 31 March of this year pursuant to Article 98 of the Financial Regulation.

The statements of accounts currently available cover the detailed implementation of the EAGGF Guarantee Section only as far as the beginning of the autumn. No accurate information on the definitive implementation of the 1979 Budget will be available until next April.

Overall situation of provisional implementation of appropriations

The main features of budgetary implementation in 1979 can be summarized as follows:

(a) Trend in authorized appropriations

- (1) The initial budget adopted by the Budgetary Authority for the EAGGF Guarantee Section totalled 9.602 m EUA.
- (2) A non-automatic carryover of 30,4 m EUA was authorized for Item 6240 (Premiums for non-marketing of milk and premiums for conversion) from 1978 to 1979.
- (3) On 16 October the Commission presented a Preliminary Draft Supplementary Budget to the Budgetary Authority to cover additional requirements of 802 m EUA for 1979. The Budgetary Authority adopted this Supplementary Budget on 13 December; its total was that initially proposed by the Commission.

These increases were mainly due to the following factors:

Chapter 62 - MILK AND MILK PRODUCTS

The volume of exports increased from 150.000 to approximately 400.000 tonnes because there were many more opportunities for sales than initially estimated; refunds hence rose by 510 m EUA.

Intervention expenditure on butter rose to 119 m EUA as a result of the increase in expenditure on aid to consumption (+151 m EUA) which was partly offset by a fall in storage costs (-45 m EUA).

Intervention measures for skimmed milk rose by 62 m EUA as a result of the very sharp rise in direct aid to disposal (+164 m EUA), which was largely offset by the fall in storage costs (-157 m EUA) but augmented by 55 m EUA in expenditure on aid to skimmed milk used in the production of casein which covers much greater quantities than initially estimated.

Expenditure is expected to exceed revenue by 51 m EUA because of the overlap between co-responsibility expenditure and revenue in the milk sector from one financial year to another.

Chapter 63 - OILS AND FATS

The foreseeable increase of 70 m EUA is the result of:

- (a) acceleration in the rate of payments by the Italian intervention agency and
- (b) the implementation, with effect from March 1979, of aid to consumption for olive oil.

Chapter 65 - BEEF AND VEAL

The increase of 220 m EUA in expenditure is due to a marked imbalance between intervention buying and selling (+77 m EUA), and the expansion of exports which doubled refund expenditure (+132 m EUA).

Chapter 68:- FRUIT AND VEGETABLES

The 90 m EUA increase in expenditure is attributable to the sharp rise in aid for the processing of tomatoes (+100 m EUA) which was, however, partly offset by a slight drop in appropriations for financial compensation in respect of withdrawal and buying-in operations (-10 m EUA).

Chapter 74 - REFUNDS ON CERTAIN GOODS OBTAINED BY PROCESSING AGRICULTURAL PRODUCTS

The increase of 60 m EUA in appropriations is explained in the Statement of Expenditure at 31 July 1979 which showed monthly utilization of appropriations to be 20 m EUA, i.e. an annual average of 240 m EUA, compared with an initial appropriation of 176 m EUA.

(b) Implementation at 30 November 1979

The following table gives a breakdown by sector of the provisional implementation of appropriations at 30 November 1979.

A total of 9.620,7 m EUA were utilized, 92% of the appropriations available for 1979. If an average monthly rate of utilization of 8,33 (corresponding to 100% utilization over twelve months) is assumed, provisional expenditure at 30 November 1979 slightly exceeded the average rate of utilization over eleven months (8,33% x 11 = 91,6%).

In the following three sectors provisional expenditure at 30 November exceeded available appropriations:

(1) Chapter 61 - Rice + 1% (=0,4 m EUA)

Available appropriations were exceeded because expenditure on trade refunds was higher than anticipated owing to additional production surpluses in Italy and a higher refund rate than originally estimated. This expenditure was partly offset by a decrease in expenditure on refunds for Community food aid measures.

(2) Chapter 66 - Pigmeat + 2% (= 1,8 m EUA)

The increase in the quantities of pigmeat not only gave rise to increased intervention (storage), as pointed out in the Third Supplementary Budget for 1979, but also to additional exports, making refund expenditure higher than estimated.

(3) Chapter 67 - Eggs and poultrymeat + 10% (= 6,6 m EUA)

The trend in exports of poultrymeat noted in the Third Supplementary Budget continued leading to a further increase in refund expenditure.

In the other sectors, expenditure at 30 November was notably higher than the average rate of utilization for eleven months. These sectors are:

fruit and vegetables
tobacco
other common market organizations
refunds on processed products.

Expenditure will not, however, necessarily exceed available appropriations in these sectors at 31 December as an arithmetical comparison with the average rate of utilization over eleven months is an unreliable guide. According to information received at the time of writing, appropriations in the 1979 Budget for these sectors will not be seriously exceeded.

Provisional expenditure at 30 November in the following two sectors was much lower than the average rate of utilization for twelve months:

(1) Chapter 64 - sugar

The increase in world prices and fall in the refund rate account for the lower than average rate of utilization of appropriations.

(2) Chapter 69 - wine

Real savings resulting from the poor wine harvest in 1978 will probably be greater than anticipated in the Third Supplementary Budget for 1979 (-25 m EUA).

*

*

*

The factors giving rise to agricultural expenditure in 1979 are explained in more detail in the analysis of financial management of the revenue and expenditure accounts for 1979.

TITLE 8 - EUROPEAN AGRICULTURAL GUIDANCE AND GUARANTEE FUND,
GUIDANCE SECTION ()**

Utilisation of differentiated appropriations

CHAPTERS 80 TO 85	Appropriations available in 1979 (m EUA)			
	For commitments		For payments	
	(1)	(2)	(3)	(4)
TOTAL	443,2	691,204	319,5	570,667
Chapter 80 Agricultural structures	token entry	(*) 72,283	20,000	46,000
Chapter 81	183,450	220,412	144,450	209,612
(+) Article 810 Modernization	81,100	87,898	64,000	70,798
(+) Article 811 Cessation	1,150	1,608	0,750	1,202
Chapter 82	123,600	145,241	15,600	48,178
(+) Item 8210 Marketing	80,000	81,526	12,000	43,994
(+) Item 8211 Mezzogiorno	42,000	61,531	2,000	2,000
Chapter 83	78,400	130,015	95,700	203,114
(+) Item 8322 Fruit	4,000	4,864	4,000	4,864
(+) Item 8350 Conversion, wine sector	9,400	15,640	16,500	39,540
(+) Item 8360 Milk	53,400	88,943	53,400	88,943
Chapter 84 Agricultural infrastructures	54,650	54,650	40,250	40,250
Chapter 85 Special measures	3,500	23,513	3,500	23,513
(+) Article 850 Fruit producer groups	3,500	5,772	3,500	5,772
(+) Article 853 Citrus fruit	token entry	17,736	token entry	17,736
<p>(*) Plus 45,09 m EUA released from the 1968 to 1976 financial years pursuant to Council Regulation No 3171/75 of 3 December 1975; OJ L 375 of 5 December 1975.</p> <p>(1) (3) Initial appropriations including Amending and Supplementary Budgets.</p> <p>(2) Including appropriations left over and transfers.</p> <p>(4) Including transfers and/or carryovers.</p> <p>(+) Budget headings in which the rate of utilization is particularly low.</p>				

(**) Excluding fisheries policy.

TITLE 8 CHAPTERS 80 TO 85	Utilization (%)			
	1978	1979	1978	1979
	Approps for commitments		Approps for payments	
	(1)	(2)	(3)	(4)
TOTAL (Chapters 80 to 85)	52	73	34	50
<u>Chapter 80</u>	15	98	12	59
<u>Chapter 81</u>	64	70	50	71
(+) Article 810 Modernisation	80	62	82	77
(+) Article 811 Cessation	36	22	36	29
<u>Chapter 82</u>	82	93	4	35
(+) Item 8210 Marketing	100	97	0	33
(+) Item 8211 Mezzogiorno	55	87	0	0
<u>Chapter 83</u>	47	71	37	40
(+) Item 8322 Fruit	79	12	79	12
(+) Item 8350 Conversion, wine sector	62	62	30	25
(+) Item 8360 Milk	50	72	50	72
<u>Chapter 84</u>		7		10
<u>Chapter 85</u>	20	24	20	24
(+) Article 850 Fruit producer groups	12	13	12	13
(+) Article 853 Citrus fruit	21	28	21	28
(+) Budget headings in which the rate of utilization is particularly low.				

Summary of implementation of appropriations

In assessing how the appropriations for the EAGGF Guidance Section have been utilized the following factors should be taken into account:

- (a) the large amount of appropriations carried over from the previous financial year (248 m EUA in appropriations for commitment and 251 m EUA in appropriations for payment);
- (b) the unreliability of budget forecasts because certain Member States have a tendency to overestimate the progress that will be made on the various measures they are in a position to implement;

- (c) the fact that the utilization situation as regards appropriations in Item 8360 (Non-marketing of milk) is provisional; this Item is governed by the same rules as the EAGGF Guarantee Section whose accounts are closed on 31 March of the subsequent financial year.

Allowing for the above, budget implementation in 1979 is distinctly better than it was in 1978 (as indicated in Table b above). Thus in 1979, 73% of appropriations for commitment and 50% of appropriations for payment were used (equivalent for 1978: 52 and 34% respectively). Similarly, commitments increased by 82% and payments by 63% as compared with 1978.

Nevertheless there are still large areas of under-utilization in both commitments and payments. The two tables above show the Items in which utilization of appropriations is below 70%.

In a few cases a satisfactory level of utilization in commitments goes with a very low level of utilization in payments. This applies to actions of the project type where the number of projects and the amount of aid is limited by an annual allocation (Article 800, Items 8210 and 8211) whilst payments are spread over several years and the rhythm depends on the moment when work is completed. Where measures of the refund type are concerned, the same explanation usually covers both commitments and payments (the only sums committed are those likely to be paid during the financial year).

Article 800 "Individual projects"

The main reasons for the low rate of utilization of the appropriations for payment (59%) is the large amount of appropriations carried over from 1978 to 1979 and the fact that work on some 250 cases could not be completed (requests for further information, etc.).

Article 810 "Modernization of farms"

When the Budget was drawn up, the intention was to commit a sum equivalent to total applications for refunds in respect of expenditure incurred by Member States and to pay only the statutory 75% in 1979 and the remaining 25% in 1980. It then became clear that it would be more rational to commit and pay one and the same amount (= 75% of applications). Hence utilization of appropriations for commitment is lower than that for appropriations for payment.

Article 811 "Cessation of farming"

Of all the socio-structural measures this is the one in which the greatest difficulties are being encountered in implementation. The reasons are the general economic situation, the drop in the number of farmers in the 60 to 65 age group and the fact that in some Member States the advantages offered by the measures are insufficient (or restrictive).

Items 8210 and 8211 "Marketing and processing of agricultural products" (general measure in favour of Mediterranean regions)

As in Article 800, these are project-type actions where the fact that

little or none of the appropriations for payment have been used is due in one instance (Item 8210) to a carryover being too large and in the other (Item 8211) to the commitment of the sums in respect of the projects - and consequently - the starting of work had taken place too recently for any applications for payment to have arisen.

Chapter 83

Item 8322 - Reorganization of fruit production

One Member State has not yet submitted its application for refunds although the trees were grubbed in application of the measure.

Item 8350 - Conversion in the wine sector

In spite of the large-scale vine grubbing project carried out by the same Member State two years ago, the Commission has not received an application for reimbursement.

Item 8360 - Non-marketing of milk and conversion of dairy herds

These are provisional results.

Chapter 84 - Common measures concerning agricultural infrastructures

All the measures in this Chapter are new actions decided by the Council at the end of 1978 and the beginning of 1979. Implementation of the measures was delayed because of the delay in reaching agreement on an amendment to Council Regulation 729/70 of 8 May 1979 (1) (five-year limit). Most of the appropriation set aside for these measures therefore remained unused. The following is a list of measures in respect of which no appropriations have been used:

- Item 8400 "Irrigation in the Mezzogiorno"
- Article 841 "Infrastructures"
- Article 842 "Vineyards in the Languedoc-Roussillon"
- Article 843 "Forestry in the Mediterranean (the European Parliament entered an appropriation for this measure in Chapter 100).

Article 850 "Producer groups in the fruit sector"

The low rate of utilization (13%) is due to the fact that some surveys on producer groups were not completed in time so that 50% of the appropriations could not be paid out in 1979.

Article 853 "Citrus fruit"

The total available appropriations resulted from carryovers excessively high in comparison with the possible utilization (which had been overestimated at the outset) by one Member State.

(1) OJ L 117 of 12 May 1979.

Chapters 86 to 89 - FISHERIES POLICY

Utilization of appropriations (differentiated and non-differentiated)

Chapters 86 to 89	Appropriations available in 1979 (EUA)			
	for commitments		for payments	
	(1)	(2)	(3)	(4)
TOTAL	60.100.000	101.772.852	36.100.000	77.772.852
Chapter 86	100.000	20.312.852	100.000	20.312.852
Chapter 87	40.000.000	56.000.000	16.000.000	32.000.000
Chapter 88 (*)	20.000.000	20.000.000	20.000.000	20.000.000
Chapter 89 (*)	token entry	5.460.000	token entry	5.460.000

(1),(3) Initial appropriations, including Amending and Supplementary Budgets.
 (2) Including appropriations remaining from previous years and transfers.
 (4) Including transfers and/or carryovers.
 (*) Non-differentiated appropriations.

Chapters 86 to 89	Utilization (%)			
	1978	1979	1978	1979
	Approps for commitment		Approps for payment	
	(1)	(2)	(3)	(4)
TOTAL	40	40	40	47
Chapter 86	2	25	2	4
Chapter 87	-	54	-	68
Chapter 88 (*)	86	48	86	48
Chapter 89 (*)	100	84	100	84

(*) Non-differentiated appropriations.

Summary of implementation of appropriations

Generally speaking the low rate of utilization of the appropriations (40% for appropriations for commitment, 47% in the case of appropriations for payment) reflects the difficulties encountered in implementing the fisheries policy. Most of the delays occurred in structural measures (Chapters 86 and 87). The percentages for Chapter 88 (Common organization of the market) are not representative of the final position at 31 December 1979 is as far as, pursuant to the provisions of Article 98 of the Financial Regulation of 21 December 1977 (1), the accounts for the EAGGF Guarantee Section will not be closed until 31 March 1980. Taken as a whole, there has been a slight improvement in implementation in 1979 as compared with 1978.

Article 860 - Common measures to improve the structures of non-industrial inshore fisheries

In 1979, 20 m EUA were available in appropriations for commitment and payment. The 5 m EUA remaining from 1978 and set aside for investment projects pursuant to Council Regulation No 1852/78 of 25 July 1978 (2), were committed following decisions on aid adopted by the Commission on 31 March 1979. During the 1979 financial year payments amounted to 0,5 m EUA. In view of the time required for placing the investments, this sum would not appear to represent an abnormal rate of implementation.

As the Council, in Regulation No 592/79 of 26 March 1979 (3) decided to extend this action, originally limited to 1978, to the 1979 financial year, the 5 m EUA entered in the 1979 Budget were increased to 15 m EUA by means of a transfer. This will become a "left over" appropriation in 1980. Under the Council Regulation the Commission has until 31 March to adopt the decisions on aid.

Article 870 - Immediate measures to adjust capacity

As the Council has not yet approved the proposal submitted in 1977, the very modest appropriation of 5 m EUA entered for the purpose in Chapter 100 was not used in 1979. It has therefore been cancelled.

(1) OJ L 356 of 31 December 1977.
(2) OJ L 211 of 1 August 1978.
(3) OJ L 70 of 30 March 1979.

Article 871 - Financial participation in inspection and surveillance operations in the maritime waters of Denmark and Ireland

In 1979 the Commission adopted the decision required as a basis for implementing this measure. The first instalment, a sum of 22 m EUA, was committed and paid out of a total of 56 m EUA in appropriations for commitment (16 m EUA of which had been left over) and 32 m EUA in appropriations for payment. This means that 34 m EUA will be left over for the financial year 1980 and 10 m EUA will be carried over automatically in appropriations for payment.

Chapter 89 - ASSUMPTION BY THE COMMUNITY OF CERTAIN FINANCIAL OBLIGATIONS PURSUANT TO AGREEMENTS OF FISHING RIGHTS IN NON-COMMUNITY WATERS

As the negotiations to extend the fishing agreement between Italy and Yugoslavia were not concluded until late in the financial year, it was not possible to make any payments in this connection by 31 December 1979. Hence the 430.000 EUA of appropriations carried over from the 1978 financial year by non-automatic procedure have been cancelled and an equivalent amount will have to be transferred in 1980; similarly, application will have to be made to the Budgetary Authority for the carryover by non-automatic procedure of the appropriation of 600.000 EUA entered in the 1979 Budget.

TITLE 9 - COOPERATION WITH DEVELOPING COUNTRIES AND NON-MEMBER STATES

Chapter 92 - FOOD AID

In accordance with Article 102 of the Financial Regulation, which lays down that "every food aid programme shall as soon as possible be made the subject of a proposal for commitment", the appropriations entered in the Budget and covered by an annual programme approved by the Council for each product supplied under the food aid schemes are committed as soon as the programme is approved.

As the 1979 programme was not approved until 8 May, the final stage of implementation, i.e. payment, will cover relatively limited appropriations only; this is mainly due to the procedures peculiar to the Community and Member States (delays in making the products available, system of advances similar to that operated by the EAGGF Guarantee Section, a minimum period of two months for charging the payments).

From the accounting point of view, we are therefore faced with a high level of commitments on one hand and payments considerably below the volume of operations actually carried out on the other. Neither commitments nor payments, therefore, give an accurate picture of the situation at any one moment in the year and, as in the past, it is considered more appropriate to discuss food aid in terms of the quantities distributed, or remaining to be distributed, under each programme.

Implementation in terms of quantities therefore breaks down as follows (the term "quantities supplied" means tonnes of product which have actually left Community territory):

		Quantities committed	Quantities supplied	%
<u>Cereals</u>	1979 programme	720.500 tonnes	521.510 tonnes	74,8
	Earlier programmes	86.913 tonnes	82.413 tonnes	
		<hr/> 807.413 tonnes	<hr/> 603.923 tonnes	
<u>Milk powder</u>	1979 programme	150.000 tonnes	58.158 tonnes	61,4
	Earlier programmes	138.735 tonnes	119.010 tonnes	
		<hr/> 288.735 tonnes	<hr/> 177.168 tonnes	
<u>Butteroil</u>	1979 programme	45.000 tonnes	15.655 tonnes	60,5
	Earlier programmes	36.280 tonnes	33.450 tonnes	
		<hr/> 81.280 tonnes	<hr/> 49.105 tonnes	

Utilization of available appropriations

(Differentiated appropriations)

TITLE 9	Appropriations available in 1979 (EJA)			
	for commitments		for payments	
TOTAL	(1)	(2)	(3)	(4)
CHAPTER 93	139.120.000	184.332.063	60.120.000	100.598.242
930	133.620.000	178.338.709	55.620.000	93.341.004
931	5.500.000	5.993.354	4.500.000	7.257.238
CHAPTER 94 (Article 945)	12.000.000	12.501.287	7.500.000	9.859.575
CHAPTER 96	193.000	379.300	126.600	120.600
961 Malta	2.500	10.000	3.000	6.000
962 Greece	16.500	38.500	13.500	28.000
963 Turkey	66.000	132.000	33.000	49.500
964 Cyprus	4.000	7.000	2.200	3.400
965 Maghreb	55.100	103.600	41.100	51.000
966 Mashreq	42.900	88.200	27.800	44.200

(1), (3) Initial appropriations including Amending and Supplementary Budgets.
 (2) Including appropriations remaining from previous years and transfers.
 (4) Including transfers and/or carryovers.

	Utilization (%)			
	1978	1979	1978	1979
	Approps for commitment		Approps for payment	
TOTAL	(1)	(2)	(3)	(4)
CHAPTER 93				
930 (*)	42	66	28	14
931 (*)	70	98	31	56

(*) Budget heading in respect of which the implementation rate is very much below average.

	Utilization (%)			
	1978	1979	1978	1979
	Approps for commitment		Approps for payment	
TOTAL	1	2	3	4
CHAPTER 94 (Article 945)	99	98	61	82
CHAPTER 96 (*)	0	55	0	14
961 Malta	0	54	0	0
962 Greece	0	67	0	5
963 Turkey	0	92	0	31
964 Cyprus	0	0	0	0
965 Maghreb	0	23	0	0
966 Mashreq	0	36	0	0

(*) Budget heading in respect of which the implementation rate is very much below average.

Utilization of non-differentiated appropriations

TITLE 9	Appropriations available in 1979 (EUA)		Utilization (%)			
			for commitments		for payments	
			Appropriations		Appropriations	
			1978	1979	1978	1979
	1	2	3	4	5	6
TOTAL						
CHAPTER 93 (Article 932)	500.000	682.969	51	100	5	52
CHAPTER 94	5.189.000	4.978.137	83	94	75	73
941	475.000	662.137	97	89	30	17
944	152.000	177.000	76	63	66	40
948	500.000	540.000	-	95	-	41

TITLE 9	Appropriations available in 1979 (EUA)		Utilization (%)			
			for commitments		for payments	
			Appropriations		Appropriations	
			1978	1979	1978	1979
	1	2	3	4	5	6
TOTAL						
CHAPTER 95 (Article 950)	3.000.000	42.000.000	100	100	100	93
CHAPTER 96	10.690.900	16.690.900	11	68	3	57
967	2.100.000	2.100.000	-	36	-	4

Chapter 93 - FINANCIAL AND TECHNICAL COOPERATION WITH NON-ASSOCIATED DEVELOPING COUNTRIES

Article 930 - Financial cooperation with non-associated developing countries

The only problems in respect of the utilization of appropriations in Article 930 arise in payments - the low rate is mainly due to a much lower rate of placing investments in infrastructures in the receiving countries than was planned. As the Community has no local representative in these mostly far distant countries, it is difficult to make rapid and significant changes for the better in the situation. Where commitments are concerned, the utilization of appropriations again suffered from the absence of a regulation defining the objectives and procedures of the financial aid policy. As the financing decisions were not taken until the end of the year, the signing of the financing agreements with the receiving countries was delayed to the same extent.

For the future, the Commission is examining the possibility of making pro forma commitments in the accounts on the basis of financing decisions as this would considerably speed up the implementation of procedures.

Article 931 - Promotion of trade between the Community and non-associated developing countries

Distance and the absence of local Community representation are also the reasons for the not very high rate of utilization of payments under this heading, although the rate has considerably improved.

Chapter 94 - SPECIFIC MEASURES FOR COOPERATION WITH DEVELOPING COUNTRIES

The rate of utilization of commitments is very satisfactory for all headings except Article 944 (Expenditure on the organization of seminars on the Community's generalized system of preferences) where the rate is only 63%. This is due to the cancelling of several seminars (India, Sri Lanka, Salvador) because of organizational difficulties and because publication of the Guide was less expensive than expected.

Except in Article 944 and two other headings (Article 941 and, to a lesser extent, Article 948), the situation as regards utilization of payments is not unsatisfactory. The rate for Article 941 reflects the fact that most commitments were only made towards the end of the financial year so that payments will not be made until 1980. As Article 948 covers the kind of specialist activities which usually involve months of work, a large proportion of the payments will inevitably be carried over to the next financial year.

Chapter 96 - COOPERATION WITH NON-MEMBER COUNTRIES


For this Chapter, 1979 was in practice the first year of implementation as most of the Mediterranean protocols did not enter into force until 1 November 1978. Also, as the Chapter mainly involves Community contributions to investments in projects which will take a fairly long time to complete, only the utilization of appropriations for commitment is of interest. This varied a great deal from country to country - from 92% for Turkey, where two large-scale projects accounted for the entire appropriation, to 0% for Cyprus, where there is a political impasse, with more satisfactory rates for Greece (67%) and Malta (54%) and less satisfactory ones for the Maghreb (23%) and Mashreq (36%) countries in between.

Where the rate for the utilization of appropriations is low, the reason is often political (Libya, Algeria).

Article 967 - Cooperation with the Arab countries at regional level

The low rate of use in commitments and payments is a direct reflection of the lack of progress at political level in pursuing the original objectives.

UTILIZATION OF THE APPROPRIATIONS FOR
THE FINANCIAL YEAR 1979
(Statistical tables)



COMMISSION OF THE EUROPEAN COMMUNITIES
 SUMMARY TABLE - BY TITLE - OF THE IMPLEMENTATION OF THE STATEMENT
 OF EXPENDITURE OF SECTION III (COMMISSION) OF THE GENERAL BUDGET
 FOR THE FINANCIAL YEAR 1979

(PROVISIONAL)

Situation at 31 December 1979

Single Accounting Centre XIX-C-3

■ EUA

Budgetary classification	Type of expenditure	1	2	3	4	5	6	7 of utilization (C) (P)
		Approps. authorized in the initial Budget	Approps. of col. 1 adjusted by Amending and Suppl. Budgets	Approps. of col. 1 and 2 adjusted by transfers	Commitments at 31.12.1979	Payments at 31.12.1979	Approps. cancelled or available (2)	
Title 1	Expend. relating to persons working with the institution Buildings, equipment and misc. administrative expend. Community policies in regard, particularly, of research, technology, industry, the social sector, the environment and the supply of energy and raw materials	409,563	409,563	405,133	383,540	374,233	21,593	94,7
Title 2		171,649	171,649	178,253	174,795	145,414	3,458	98,1
Title 3								
Title 4	Differentiated approps. (Approps. for commitment (Approps. for payment	208,039	208,039	499,659	324,961	-	174,698	65,0
Chapters 50/53		256,951	256,151	284,144	-	139,627	144,517	49,1
Chapter 55/56	Non-differentiated approps.	34,597	34,597	41,082	37,878	15,666	3,204	92,2
	Repayments and aids to Member States and miscellaneous Social Fund	691,950	721,130	721,130	721,130	(3) 666,139	-	100,0
Title 5	Differentiated approps. (Approps. for commitment (Approps. for payment	695,500	695,500	823,757	774,615	-	49,142	94,0
	Regional Fund	502,500	502,500	530,000	-	296,842	233,158	-
Titles 6 and 7	Differentiated approps. (Approps. for commitment (Approps. for payment	1,100,000	945,000	1,010,327	962,105	-	48,222	95,2
	Social and Regional Funds	553,000	499,000	499,000	-	159,956	339,044	-
Titles 8 and 9	Chapters 57 and 59 - Non-differentiated appropriations	5,000	5,000	250,373	248,173	176,131	2,200	99,1
	European Agricultural Guidance and Guarantee Fund, Guarantee Section	9,582,400	10,384,100	10,384,100	10,384,100	10,384,100	-	100,0
Title 9	Differentiated approps. (Approps. for commitment (Approps. for payment	565,400	483,700	722,426	485,956	-	236,470	67,3
	Non-differentiated approps.	442,300	335,600	320,240	-	98,162	222,078	30,7
Title 10	Cooperation with developing countries and other non-member countries	20,000	20,000	25,460	14,250	9,391	11,210	56,0
	Differentiated approps. (Approps. for commitment (Approps. for payment	339,420	338,120	576,133	344,616	-	231,517	59,8
Title 10	Non-differentiated approps.	188,220	188,220	187,687	-	25,964	161,723	13,8
	Provisional appropriations and contingency reserve	306,716	305,716	353,949	348,304	(5) 323,970	5,645	98,4
Grand Totals	Differentiated approps. (Approps. for commitment (Approps. for payment	184,688	161,388	38,180	-	-	38,180	-(6)
	Non-differentiated approps.	97,256	73,956	18,768	-	-(6)	18,768	-(6)
Grand Totals	Differentiated approps. (Approps. for commitment (Approps. for payment	14,145	259,518	8,236	-	-(6)	8,236	-(6)
	Non-differentiated approps.	3,091,717	2,831,747	3,670,482	2,892,253	-	778,229	78,8
Grand Totals	Differentiated approps. (Approps. for commitment (Approps. for payment	2,009,427	1,855,427	1,839,839	-	720,551	1,119,288	39,2
	Non-differentiated approps.	11,235,621	12,312,274	12,367,716	12,312,171	12,095,044	55,546	99,6

See notes on following page.

- (1) Including: - the appropriations for commitment outstanding at the close of the financial year 1978;
 - the appropriations for commitment deriving from any sums released in 1979 out of commitments still to be settled from previous financial years;
 - total adjustments in the balances of commitments still to be settled from previous financial years and arising from changes in the exchange rate for the EJA;
 - in Chapter 33, the appropriations corresponding to revenues from services for third parties.

- (2) (a) Unused non-differentiated appropriations are cancelled except those for which there is a request for a non-automatic carryover approved by the Budgetary Authority.
 (b) Appropriations for commitment (differentiated) are available or cancelled as follows:

	<u>available</u>	<u>cancelled</u>
Title 3	133,146	41,552
Social Fund	48,990	0,152
Regional Fund	48,222	
Title 8	216,651	19,819
Title 9	184,138	47,379
Title 10	<u> </u>	<u>38,180</u>
	631,147	147,082

- (c) Appropriations for payment (differentiated) are available except those of Title 10 which are cancelled.
- (3) The Member States make over own resources two months after establishment and the flat-rate reimbursements are paid one month later. The sum of 666,139 m EJA thus corresponds to the flat-rate refunds made from February to December in respect of own resources established from November 1978 to September 1979 and made over by the Member States from January to November.
- (4) These payments are not payments in the budgetary sense but advances made to the national paying agencies to cover expenditure from January to December.
- (5) Of which 240,702 m EJA paid to the Member States in the form of advances to cover expenditure from January to December on food aid.
- (6) By definition, no operations are charged to this heading, which is a reserve.

(PROVISIONAL)

SUMMARY TABLE OF THE IMPLEMENTATION OF THE STATEMENT OF EXPENDITURE OF SECTION III (COMMISSION) OF THE GENERAL BUDGET FOR THE FINANCIAL YEAR 1979

COMMISSION OF THE EUROPEAN COMMUNITIES

Situation at 31 December 1979
i.e. for 12 months

■ EUA

Single Accounting Centre XIX-C-3

Budgetary classification	Type of expenditure	Number of twelfths used:												Total					
		January	February	March	April	May	June	July	August	September	October	November	December						
Title 1	Expenditure relating to persons working with the Institution	C	3,0	0,0	0,1	0,0	0,2	0,0	1,5	0,1	0,2	0,3	0,1	0,2	0,1	0,1	0,1	11,4	
		P	0,9	0,9	0,9	0,9	0,9	0,9	0,9	0,9	1,0	1,0	1,0	1,0	1,0	1,0	1,0	1,0	11,1
Title 2	Buildings, equipment and miscellaneous administrative expenditure	C	4,4	1,7	0,5	0,3	1,1	0,5	0,7	0,4	0,5	0,8	0,3	0,5	0,3	0,3	0,3	0,3	11,8
		P	1,8	0,4	0,6	0,4	0,4	1,9	0,5	0,5	0,7	1,1	0,7	0,5	0,7	0,7	0,7	0,7	9,8
Title 3	Community policies in regard, particularly, to research, technology, industry, the social sector, the environment and the supply of energy and raw materials	C	0,0	1,4	0,8	0,1	1,6	0,7	0,3	0,2	0,7	0,7	0,2	0,7	0,2	0,3	1,0	0,3	7,8
		P	0,0	0,3	1,2	(-) 0,3	0,7	1,5	0,1	0,1	0,2	0,9	0,4	0,2	0,9	0,6	0,3	0,3	5,9
Title 4	Repayments and aids to Member States and miscellaneous	C	0,0	1,1	1,2	0,9	0,9	1,1	1,1	1,1	1,1	1,0	1,1	1,1	1,1	1,1	1,1	1,1	12,0
		P	0,0	0,0	0,0	0,0	0,0	0,0	0,0	0,0	0,0	0,0	0,0	0,0	0,0	0,0	0,0	0,0	11,1
Chapters 50/53 Chapter 55/56	Social Fund	C	0,0	0,0	(-) 0,1	0,1	0,0	1,9	0,0	0,0	0,2	0,0	0,2	0,2	0,2	0,2	0,2	0,2	13,8
		P	0,0	0,0	0,1	0,1	0,0	0,0	0,0	0,1	0,5	0,0	0,5	0,5	0,5	0,5	0,5	0,5	13,8
Title 5	Regional Fund	C	0,0	0,0	0,0	0,0	0,0	0,0	0,0	0,0	0,0	0,0	0,0	0,0	0,0	0,0	0,0	0,0	11,9
		P	0,0	0,0	0,0	0,0	0,0	0,0	0,0	0,0	0,0	0,0	0,0	0,0	0,0	0,0	0,0	0,0	11,9
Title 6 and 7	Social and Regional Fund Chapters 57 and 59 - Non-differentiated approps. (1)	C	1,2	1,0	1,1	1,1	1,4	1,3	1,2	1,2	1,2	0,9	1,2	1,3	1,3	0,9	0,9	0,9	12,0
		P	1,2	1,0	1,1	1,1	1,4	1,3	1,2	1,2	1,2	0,9	1,2	1,3	1,3	0,9	0,9	0,9	12,0
Title 8	EAGGF, Guarantee Section	C	0,2	0,4	0,1	0,0	0,1	0,0	0,0	1,8	0,1	0,1	0,1	0,1	0,7	0,1	0,2	0,2	5,1
		P	0,3	0,5	0,4	(-) 0,1	(-) 0,1	0,0	0,0	0,0	0,0	0,0	0,0	0,1	0,1	0,2	0,2	0,2	3,7
Title 9	EAGGF, Guidance Section and fisheries policy Cooperation with developing countries and other non-member countries	C	0,0	0,0	0,0	0,3	1,3	0,3	0,0	0,0	2,4	0,6	2,4	0,6	0,6	0,0	1,4	1,0	6,7
		P	0,0	0,0	0,0	0,0	0,3	0,3	0,0	0,0	0,0	0,0	0,0	0,0	0,0	0,0	0,0	0,0	6,7
Title 10	Provisional approps. and contingency reserve	C	0,0	0,0	0,0	0,0	0,0	0,0	0,0	0,0	0,0	0,0	0,0	0,0	0,0	0,0	0,0	0,0	11,0
		P	0,1	0,1	0,3	0,0	0,1	0,2	0,7	1,0	1,1	0,8	0,8	0,6	1,0	1,0	1,0	1,0	11,0
Title 10	Approps. for commitment	C	0,0	0,4	0,3	0,1	0,2	0,6	1,0	0,6	0,2	0,3	0,1	0,9	0,3	0,2	0,2	0,2	9,5
		P	0,1	0,1	0,3	0,0	0,1	0,2	0,2	0,1	0,1	0,3	0,3	0,3	0,3	0,4	0,4	0,4	4,7
Title 10	Approps. for payment	C	1,5	1,0	1,0	1,0	1,3	1,3	1,2	1,1	1,1	0,9	1,1	1,1	0,5	0,5	0,5	0,5	11,9
		P	1,1	1,0	1,1	1,0	1,3	1,2	1,2	1,1	1,1	0,9	1,1	1,1	0,5	0,5	0,5	0,5	11,9

(1) Chapter 50 from January to October only

Budgetary classification	Heading	Appropriations authorized in the Initial Budget	Adjustments via		Final approps.	Commitments contracted		Payments effected	
			Supplementary and Amending Budgets	transfers of approps.		Amount	% of approps.	Amount	% of approps.
		1	2	3	4	5	6	7	8
TITLE 1	EXPENDITURE RELATING TO PERSONS WORKING WITH THE INSTITUTION								
Chapter 10	Members of the Institution	3,133			3,133	3,093	98,72	3,093	98,72
Chapter 11	Staff	376,585		- 5,243	371,342	351,654	94,70	346,552	93,32
Chapter 12	Allowances and expenses on entering and on leaving the service and on transfer	14,671			14,671	13,637	92,95	13,114	89,39
Chapter 13	Expenditure relating to missions and duty travel	11,274			11,274	10,523	93,34	7,807	69,25
Chapter 14	Expenditure on social welfare	1,750		0,813	2,563	2,553	99,61	2,041	79,63
Chapter 15	Organization of training courses and further vocational training of staff	2,750			2,150	2,080	96,74	1,625	75,53
	TITLE 1 - TOTAL	409,563	-	- 4,430	405,133	383,540	94,67	374,233	92,37

SUMMARY TABLE - BY CHAPTER - OF THE IMPLEMENTATION OF THE
STATEMENT OF EXPENDITURE OF SECTION III (COMMISSION) OF
THE GENERAL BUDGET FOR THE FINANCIAL YEAR 1979 AT 31 DECEMBER 1979

Budgetary classification	Heading	Appropriations authorized in the initial Budget		Adjustments via		Final approps.	Commitments contracted		Payments effected				
		1	2	Supplementary and Amending Budgets	3		4	5	6	7	8		
TITLE 2	BUILDINGS, EQUIPMENT AND MISCELLANEOUS ADMINISTRATIVE EXPENDITURE												
Chapter 20	Immovable property investments	0,124		0,510		0,634	0,618	97,48	0,112	17,67			
Chapter 21	Rental of buildings and associated expenditure	46,988		-	0,177	46,811	46,712	99,79	43,485	92,89			
Chapter 22	Movable property and associated expenditure	17,751		4,291		22,042	21,990	99,76	18,738	85,01			
Chapter 23	Current administrative expenditure	14,754		-	0,194	14,560	14,350	98,56	12,015	82,51			
Chapter 24	Entertainment and representation expenses	0,651				0,651	0,651	100,00	0,357	54,84			
Chapter 25	Expenditure on formal and informal meetings	12,096				12,096	10,777	89,10	7,813	64,59			
Chapter 26	Expenditure on studies, surveys and consultations	12,500		2,000		14,500	14,391	99,25	5,169	35,65			
Chapter 27	Expenditure on publishing and information	21,552				21,552	21,442	99,49	15,181	70,44			
Chapter 28	Subsidies for balancing budgets	43,144				43,144	41,791	96,86	41,040	95,12			
Chapter 29	Subsidies and financial contributions	2,089		0,174		2,263	2,072	91,56	1,506	68,55			
	TITLE 2 - TOTAL	471,649	-	6,604		178,253	174,795	98,06	145,414	91,58			

COMMISSION OF THE EUROPEAN COMMUNITIES
 SUMMARY TABLE - BY CHAPTER - OF THE IMPLEMENTATION OF THE STATEMENT OF EXPENDITURE OF SECTION III (COMMISSION) OF THE GENERAL BUDGET FOR THE FINANCIAL YEAR 1979 AT 31 DECEMBER 1979

Single Accounting Centre XIX-C-3

■ EUA

Budgetary classification and heading	Appropriations for commitment	Commitments contracted		Approps. for payment	Payments effected		Commitments still to be settled
		Amount	% of approps.		Amount	% of approps.	
TITLE 3 COMMUNITY POLICIES IN REGARD, PARTICULARLY, TO RESEARCH, TECHNOLOGY, INDUSTRY, THE SOCIAL SECTOR, THE ENVIRONMENT, AND THE SUPPLY OF ENERGY AND RAW MATERIALS							
<u>DIFFERENTIATED APPROPS.</u>							
Chapter 30*							
Expenditure in the social sector							
• Initial budget	6,950			4,765			
• remaining (1)	4,884						
• total	11,834	10,569	89,31	4,765	3,626	76,10	7,147
Chapter 32							
Expenditure under the energy policy							
• Initial budget	57,000			50,500			
• transfers	1,050			1,050			
• remaining (1)	66,773						
• total	122,723	68,277	55,64	49,450	1,046	2,12	57,353
Chapter 33							
Expenditure on research and investments							
• Initial budget	142,389			196,361			
• remaining (1)	17,908			9,688			
• outside services (2)	145,935			-			
• total	311,165	239,082	75,09	215,904	133,400	61,79	93,012

* This Chapter also includes non-differentiated appropriations. See p. 424

(1) Including the appropriations deriving from sums released in 1977 out of commitments still to be settled from previous financial years, and the total adjustments to the remaining balances of commitments still to be validated from previous financial years and arising from changes in the exchange rate for the EUA.

(2) Appropriations corresponding to the revenue accruing from services rendered on behalf of outside bodies and institutions.

SUMMARY TABLE - BY CHAPTER - OF THE IMPLEMENTATION OF THE STATEMENT
OF EXPENDITURE OF SECTION III (COMMISSION) OF THE GENERAL BUDGET FOR THE
FINANCIAL YEAR 1979 AT 31 DECEMBER 1979

Single Accounting Centre XIX-C-3

■ EUA

Budgetary classification and heading	Appropriations for commitment	Commitments contracted		Approps. for payment	Payments effected		Commitments still to be settled
		Amount	% of approps.		Amount	% of approps.	
Chapter 36 [*]							
Expenditure on scientific and technical information and on information management							
• initial budget	1,700			3,825			
• transfers	2,800			1,000			
• remaining (1)	4,160			-			
• total	8,660	5,963	68,86	4,825	1,508	31,25	3,971
Chapter 37							
Expenditure in the industrial and transport sectors							
• initial budget	17,000			0,700			
• transfers	21,045			8,500			
• remaining (1)	38,045			-			
• total	76,090	1,071	2,82	9,200	0,046	0,50	0,680
TITLE 3 - TOTAL	499,659	324,961	65,04	284,144	139,627	49,14	162,163

* These Chapters also contain
non-differentiated appropriations
See next page.

(1) Including appropriations
deriving from sums released
in 1979 out of commitments
still to be settled from
previous financial years,
and total adjustments to the
balances remaining from
commitments still to be
settled from previous years
and arising from changes
in the rates of exchange
of the EUA.

COMMISSION OF THE EUROPEAN COMMUNITIES

SUMMARY TABLE - BY CHAPTER - OF THE IMPLEMENTATION OF THE
STATEMENT OF EXPENDITURE OF SECTION III (COMMISSION) OF THE GENERAL
BUDGET FOR THE FINANCIAL YEAR 1979 AT 31 DECEMBER 1979

Single Accounting Centre XIX-C-3

■ EUA

Budgetary classification	Heading	Approps. authorized in the initial Budget	Adjustments via		Final Approps.	Commitments contracted		Payments effected	
			Supplementary and Amending Budgets	transfers of approps.		Amount	% of approps.	Amount	% of approps.
		1	2	3	4	5	6	7	8
TITLE 3	COMMUNITY POLICIES RELATING IN PARTICULAR TO RESEARCH, TECHNOLOGY, INDUSTRY, THE SOCIAL SECTOR, THE ENVIRONMENT AND THE SUPPLY OF ENERGY AND RAW MATERIALS								
	<u>NON-DIFFERENTIATED APPROPRIATIONS</u>								
Chapter 30 ^M	Expenditure in the social sector	6,170		0,650	6,820	6,814	99,91	4,261	62,48
Chapter 31	Expenditure in the agricultural sector	7,209		3,885	11,094	8,965	80,81	2,415	21,77
Chapter 32 ^M	Expenditure under the energy policy	token entry		1,050	1,050	1,033	98,38	0,338	32,19
Chapter 34	Expenditure relating to safeguards	1,500			1,500	1,145	76,33	0,600	40,00
Chapter 35	Expenditure relating to the protection of man and his environment	7,792			7,792	7,645	98,11	3,494	44,84
Chapter 36 ^M	Expenditure on scientific and technical information and on information management	1,530		0,150	1,680	1,672	99,52	1,040	61,90
Chapter 37 ^M	Expenditure in the industrial and transport sectors	1,441		0,750	2,191	2,165	98,81	0,874	39,89
Chapter 39	Other expenditure on specific projects undertaken by the institution	8,955			8,955	8,440	94,25	2,643	29,51
	Non-differentiated approps. - total	34,597	-	6,485	41,082	37,878	92,20	15,656	38,13

* These Chapters also include differentiated appropriations. See two preceding pages.

SUMMARY TABLE - BY CHAPTER - OF THE IMPLEMENTATION OF THE STATEMENT OF EXPENDITURE OF SECTION III (COMMISSION) OF THE GENERAL BUDGET FOR THE FINANCIAL YEAR 1979 AT 31 DECEMBER 1979

COMMISSION OF THE EUROPEAN COMMUNITIES

Single Accounting Centre XIX-C-3

■ ELUA

Budgetary classification	Heading	Appropriations authorized in the initial Budget	Adjustments via		Final appropriations	Commitments contracted		Payments effected	
			Supplementary and Amending Budgets	Transfers of appropriations		Amount	% of appropriations	Amount	% of appropriations
		1	2	3	4	5	6	7	8
TITLE 4	REPAYMENTS AND AIDS TO MEMBER STATES AND OTHER AID								
Chapter 40	Flat-rate repayment to the Member States of costs incurred in collecting own resources	691,850	29,280		721,130	721,130	100,00	(1) 666,139	92,37
Chapter 41	Application of the "financial mechanism" pursuant to the Council Decision of 17 May 1976	token entry			token entry				
Chapter 42	Community loans for the purpose of giving balance of payments support	token entry			token entry				
Chapter 43	Loans to promote investment in the Community	token entry			token entry				
Chapter 48	Exchange differences and deficit carried over from preceding year	token entry			token entry				
	TITLE 4 - TOTAL	691,850	29,280		721,130	721,130	100,00	666,139	92,37

(1) The Member States make over own resources two months after establishment and the flat-rate repayments are made the following month. The sums entered above therefore correspond to the flat-rate repayments for February to December in respect of resources established from November 1978 to September 1979 and paid over by the Member States from January to November.

COMMISSION OF THE EUROPEAN COMMUNITIES
 SUMMARY TABLE - BY CHAPTER - OF THE IMPLEMENTATION OF THE STATEMENT
 OF EXPENDITURE OF SECTION III (COMMISSION) OF THE GENERAL BUDGET FOR
 THE FINANCIAL YEAR 1979 AT 31 DECEMBER 1979

Single Accounting Centre XIX-C-3

■ EUA

Budgetary classification and heading	Appropriations for commitment	Commitments contracted		Appropriations for payment	Payments effected		Commitments of the financial year still to be settled
		Amount	% of appropriations		Amount	% of appropriations	
TITLE 5 - SOCIAL AND REGIONAL FUNDS							
DIFFERENTIATED APPROPRIATIONS							
Chapter 50 - Social Fund - Expenditure under Article 4 of the Council Decision of 1 February 1971	306,000 22,632 328,632	307,649	93,62	215,000 215,000	121,506	56,51	238,745
• initial Budget							
• outstanding (1)							
• Total							
Chapter 51 Social Fund - Expenditure under Article 5 of the Council Decision of 1 February 1971	387,000 5,000 27,991 419,991	393,324	93,65	285,000 2,500 287,500	173,806	60,45	306,841
• initial Budget							
• transfers							
• outstanding (1)							
• Total							
Chapter 52 Social Fund - Pilot schemes and preparatory studies	2,500 0,634 3,134	3,080	98,28	2,500 2,500	0,168	6,72	2,320
• initial Budget							
• outstanding (1)							
• Total							
Chapter 53 Social Fund - Measures to promote the employment of young people	token entry 72,000 72,000 823,757	70,562 774,615	98,00 94,03	token entry 25,000 25,000 530,000	1,362 296,842	5,45 567,01	69,207 617,106
• initial Budget							
• transfers							
• Total							
SOCIAL FUND - TOTAL							

(1) Including appropriations deriving from sums released in 1979 out of commitments still to be settled from previous financial years, and total adjustments to the balances remaining from commitments still to be settled from previous years and arising from fluctuations in EUA exchange rates.

COMMISSION OF THE EUROPEAN COMMUNITIES

SUMMARY TABLE - BY CHAPTER - OF THE IMPLEMENTATION OF THE STATEMENT
OF EXPENDITURE OF SECTION III (COMMISSION) OF THE GENERAL BUDGET FOR
THE FINANCIAL YEAR 1979 AT 31 DECEMBER 1979

Single Accounting Centre XIX-C-3

■ EUA

Budgetary classification and heading	Appropriations for commitment	Commitments contracted		Appropriations for payment	Payments effected		Commitments of the financial year still to be settled
		Amount	% of appropriations		Amount	% of appropriations	
EUROPEAN REGIONAL DEVELOPMENT FUND							
Chapter 55							
Community measures in support of national regional policies							
• Initial Budget (1)	900,000			483,000			
• outstanding (3)	65,327						
• Total	965,327	962,105	99,67	483,000	159,956	33,12	731,886
Chapter 56							
Specific Community measures							
• Initial Budget (2)	45,000			16,000			
• Total	45,000	-	0,00	16,000	-	0,00	-
REGIONAL FUND - TOTAL	1,010,327	962,105	95,23	499,000	159,956	32,06	731,886

(1) Including Supplementary and Amending Budgets (Appropriations for commitment: 100,000 ■ EUA)
(Appropriations for payment: 35,000 ■ EUA)

(2) Including Supplementary and Amending Budgets (Appropriations for commitment: 55,000 ■ EUA)
(Appropriations for payment: 19,000 ■ EUA).

(3) Including appropriations deriving from sums released in 1979 out of commitments still to be settled from previous financial years, and total adjustments to the balances remaining from commitments still to be settled from previous years and arising from fluctuations in EUA exchange rates.

COMMISSION OF THE EUROPEAN COMMUNITIES

SUMMARY TABLE - BY CHAPTER - OF THE IMPLEMENTATION OF THE STATEMENT
OF EXPENDITURE OF SECTION III (COMMISSION) OF THE GENERAL BUDGET FOR
THE FINANCIAL YEAR 1979 AT 31 DECEMBER 1979

Single Accounting Centre XIX-C-3

Budgetary classification	Heading	Appropriations authorized in the initial Budget	Adjustments via		Final appropriations	Commitments contracted		EUA	
			Supplementary and Amending Budgets	Transfers of appropriations		Amount	% of appropriations	Amount	% of appropriations
		1	2	3	4	5	6	7	8
TITLE 5	SOCIAL AND REGIONAL FUNDS								
Chapter 57	<u>NON-DIFFERENTIATED APPROPRIATIONS</u> Measures to reduce economic disparities in the Community in the context of the European Monetary System	-		245,373	245,373	245,373	100,00	173,331	70,64
Chapter 59	Aid to disaster victims in the Community	5,000			5,000	2,800	56,00	2,800	56,00
	TITLE 5 - TOTAL	5,000	-	245,373	250,373	248,173	99,12	176,131	70,35

SUMMARY TABLE - BY CHAPTER - OF THE IMPLEMENTATION OF THE STATEMENT
OF EXPENDITURE OF SECTION III (COMMISSION) OF THE GENERAL BUDGET FOR
THE FINANCIAL YEAR 1979 AT 31 DECEMBER 1979

COMMISSION OF THE EUROPEAN COMMUNITIES

Single Accounting Centre XIX-C-3

Budgetary classification	Heading	Appropriations authorized in the initial Budget	Adjustments via		Final appropriations	Commitments contracted		Payments effected	
			Supplementary and Amending Budgets	Transfers of appropriations		Amount	% of appropriations	Amount	% of appropriations
		1	2	3	4	5	6	7	8
TITLES 6 AND 7	EUROPEAN AGRICULTURAL GUIDANCE AND GUARANTEE FUND, GUARANTEE SECTION								
Chapter 60	Cereals	1.874,200	- 300,000		1.574,200	1.230,086	78,14	1.230,086	78,14
Chapter 61	Rice	41,400			41,400	36,857	89,03	36,857	89,03
Chapter 62	Milk and milk products	3.797,600	742,000		4.539,600	3.016,482	67,64	3.016,482	67,64
Chapter 63	Oils and fats	522,900	70,000		592,900	376,195	63,45	376,195	63,45
Chapter 64	Sugar	1.004,600			1.004,600	676,458	67,34	676,458	67,34
Chapter 65	Beef and veal	488,300	220,000		708,300	428,389	60,48	428,389	60,48
Chapter 66	Pigmeat	84,900	10,000		94,900	64,283	67,74	64,283	67,74
Chapter 67	Eggs and poultrymeat	41,200	25,000		66,200	53,884	81,40	53,884	81,40
Chapter 68	Fruit and vegetables	326,500	90,000		416,500	362,047	86,93	362,047	86,93
Chapter 69	Wine	119,400	25,000		144,400	148,017	50,87	148,017	50,87
Chapter 70	Tobacco	262,000	50,000		312,000	182,478	86,07	182,478	86,07
Chapter 72	Ethyl alcohol of agricultural origin	token entry			token entry				
Chapter 73	Other sectors or products subject to common market organization	112,500			112,500	72,019	64,02	72,019	64,02

(1) These payments are not payments in the budgetary sense but advances to the national paying agencies to cover expenditure from January to August.

(2) As expenditure has been settled for January to August only, the figures in Columns 6 and 8 are to be compared with a consumption of 66,67%.

SUMMARY TABLE - BY CHAPTER - OF THE IMPLEMENTATION OF THE STATEMENT
OF EXPENDITURE OF SECTION III (COMMISSION) OF THE GENERAL BUDGET FOR
THE FINANCIAL YEAR 1979 AT 31 DECEMBER 1979

COMMISSION OF THE EUROPEAN COMMUNITIES

Single Accounting Centre XIX-C-3

■ EUA

Budgetary classification	Heading	Appropriations authorized in the initial Budget		Adjustments via		Final appropriations	Commitments contracted		Payments effected	
		1	2	Supplementary and Amending Budgets	Transfers of appropriations		3	4	5	6
Chapter 74	Refunds on certain goods obtained by processing agricultural products	176,200	60,000			236,200	170,497	72,18	(1) 170,497	(2) 72,18
Chapter 75	Accession compensatory amounts granted in respect of Intra-Community trade	1,200	842,000			1,200	1,102	91,83	(1) 1,102	(2) 91,83
	CHAPTERS 64-75 - SUB-TOTAL	8,772,900				9,614,900	6,718,794	69,88	(1) 6,718,794	(2) 69,88
Chapter 76	Monetary compensatory amounts paid or levied in respect of trade in agricultural products	809,200	- 40,000			769,200	590,597	76,78	(1) 590,597	(2) 76,78
	Provisional commitments which were not the subject of commitments under the budget nomenclature						3,074,709	29,61	(3) 3,074,709	(3) 29,61
	TITLES 6 & 7 - TOTAL	9,582,100	802,000			10,384,100	10,384,100	100,00	10,384,100	100,00

(1) See footnote 1, previous page.

(2) See footnote 2, previous page.

(3) These payments are not payments in the budgetary sense of the word, but advances made to the national paying agencies to cover their expenditure for the period September to December.

COMMISSION OF THE EUROPEAN COMMUNITIES

SUMMARY TABLE - BY CHAPTER - OF THE IMPLEMENTATION OF THE STATEMENT OF EXPENDITURE OF SECTION III (COMMISSION) OF THE GENERAL BUDGET FOR THE FINANCIAL YEAR 1979 AT 31 DECEMBER 1979

Single Accounting Centre XIX-C-3

Budgetary classification and heading	Approps. for commitment	Commitments contracted		Appropriations for payment	Payments effected		Commitments of the financial year still to be settled
		Amount	% of appropriations		Amount	% of appropriations	
TITLE 8							
EUROPEAN AGRICULTURAL GUIDANCE AND GUARANTEE FUND, GUIDANCE SECTION AND FISHERIES POLICY							
<u>DIFFERENTIATED APPROPRIATIONS</u>							
Chapter 80							
Projects for the improvement of agricultural structures provided for in Article 13 of Regulation No 17/64/EEC							
• initial Budget (1)	72,283			20,000			
• outstanding (4)	72,283	(5)	69,536	20,000		1,189	5,95
• Total							71,601
Chapter 81							
Common measures for the reform of agricultural production structures							
• initial Budget (2)	183,450			144,450			
• outstanding (4)	36,962			144,450		83,989	58,14
• Total	220,412		153,183				4,130
Chapter 82							
Common measures concerning the marketing and processing of agricultural products							
• initial Budget (3)	123,600			15,600			
• outstanding (4)	21,641			15,600		1,532	9,82
• Total	145,241		135,017				131,534

■ EUA

- (1) Including Supplementary and Amending Budgets (Approps for payment: 20,000 ■ EUA).
- (2) Including Supplementary and Amending Budgets (Approps for commitment: 1,950 ■ EUA; approps. for payment: 1,950 ■ EUA).
- (3) Including Supplementary and Amending Budgets (Approps. for commitment: 2,500 ■ EUA; approps. for payment: 2,500 ■ EUA).
- (4) Including appropriations deriving from sums released in 1979 out of commitments still to be settled from previous financial years, and total adjustments to the balances remaining from commitments still to be settled from previous years and arising from fluctuations in EUA exchange rates.
- (5) Plus the sum of 45,090 ■ EUA from the reutilization of appropriations for the financial years 1968 to 1976 (Council Regulation No 3171/75).

Budgetary classification and heading	Appropriations for commitment	Commitments contracted		Payments effected		Commitments of the financial year still to be settled
		Amount	% of appropriations	Amount	% of appropriations	
Chapter 83 Common measures in particular sectors						
• initial Budget (1)	78,400					
• transfers (3)	30,360					
• outstanding	81,975					
• Total	130,015	91,787	70,60	1,870	2,86	48,139
Chapter 84 Common measures concerning agricultural infrastructure						
• initial Budget (2)	54,650					
• Total	54,650	3,826	7,00	3,826	9,51	-
Chapter 85 Special measures						
• initial Budget	3,500					
• outstanding (3)	20,013					
• Total	23,513	5,727	24,36	0,005	0,14	-
CHAPTERS 80 TO 85 - TOTAL	646,113	459,076	71,05	92,411	31,96	255,404
Chapter 86 Common measures to improve fishery structures						
• initial Budget	0,100					
• transfers	15,000					
• outstanding (3)	5,213					
• Total	20,313	5,129	25,25	-	0,00	4,376
GUIDANCE SECTION - TOTAL	666,426	464,205	69,66	92,411	30,37	259,782

(1) Including Supplementary and Amending Budgets (Approps for commitment: 55,000 ■ EUA; approps for payment: 37,700 ■ EUA).

(2) Including Supplementary and Amending Budgets (Approps for commitment: 22,250 ■ EUA; approps for payment: 14,550 ■ EUA).

(3) Including the appropriations deriving from sums released in 1979 out of commitments still to be settled from previous financial years.

Budgetary classification and heading	Appropriations for commitment	Commitments contracted		Appropriations for payment	Payments effected		Commitments of the financial year still to be settled
		Amount	% of appropriations		Amount	% of appropriations	
Chapter 87							
Specific measures in the fisheries sector							
• initial Budget	40,000			16,000			
• outstanding	16,000			16,000			
• Total	56,000	21,751	38,84		5,751	35,94	-
TITLE 8 - TOTAL	722,426	485,956	67,27	320,240	98,162	30,65	259,782

COMMISSION OF THE EUROPEAN COMMUNITIES
Single Accounting Centre XIX-C-3

SUMMARY TABLE - BY CHAPTER - OF THE IMPLEMENTATION OF THE STATEMENT
 OF EXPENDITURE OF SECTION III (COMMISSION) OF THE GENERAL BUDGET FOR
 THE FINANCIAL YEAR 1979 AT 31 DECEMBER 1979

in ECU

Budgetary classification	Heading	Appropriations authorized in the initial budget		Adjustments via		Final appropriations	Commitments contracted		Payments effected	
		1	2	Supplementary and Amending Budgets	Transfers of appropriations		Amount	% of appropriations	Amount	% of commitments
TITLE 8	EUROPEAN AGRICULTURAL GUIDANCE AND GUARANTEE FUND - GUIDANCE SECTION AND FISHERIES POLICY					4	5	6	7	8
Chapter 88	NON-DIFFERENTIATED APPROPRIATIONS Common organization of market in fishery products	20,000				20,000	9,673	48,37	4,814	24,07
Chapter 89	Assumption by the Community of certain financial obligations pursuant to Agreements on fishing rights in non-Community waters	token entry		5,460		5,460	4,577	83,83	4,577	83,83
	TITLE 8 - TOTAL	20,000		5,460		25,460	14,250	55,97	9,391	36,89

SUMMARY TABLE - BY CHAPTER - OF THE IMPLEMENTATION OF THE STATEMENT
OF EXPENDITURE OF SECTION III (COMMISSION) OF THE GENERAL BUDGET
FOR THE FINANCIAL YEAR 1979 AT 31 DECEMBER 1979

COMMISSION OF THE EUROPEAN COMMUNITIES

Single Accounting Centre XIX-C-3

■ ECU

Budgetary classification and heading	Approps for commitment	Commitments contracted		Approps for payment	Payments effected		Commitments of the financial year still to be settled
		Amount	% of approps		Amount	% of approps	
TITLE 9							
COOPERATION WITH DEVELOPING COUNTRIES AND OTHER NON-MEMBER COUNTRIES							
DIFFERENTIATED APPROPS							
Chapter 93*							
Financial and technical cooperation with non-associated developing countries							
• Initial Budget	139,120			60,120			
• transfers	1,000			1,000			
• outstanding (1)	46,212						
• Total	184,332	124,349	67,46	59,120	1,293	2,19	108,722
Chapter 94*							
Specific measures for cooperation with developing countries							
• Initial Budget	12,000			7,500			
• transfers	0,467			0,467			
• outstanding (1)	0,034			-			
• Total	12,501	12,248	97,98	7,967	7,967	100,00	7,211
Chapter 96*							
Cooperation with non-member countries							
• Initial Budget	187,000			120,600			
• outstanding (1)	222,300						
• transfers (2)	30,000						
• Total	379,300	208,019	54,84	120,600	16,704	13,85	146,789
TITLE 9 - TOTAL	576,133	344,616	59,82	187,687	25,964	13,83	262,722

*These Chapters also contain non-differentiated appropriations. See next page.

(1) Including appropriations deriving from sums released in 1979 out of commitments still to be settled from previous financial years and total adjustments to the balances remaining from commitments still to be settled from previous years and arising from changes in ECU exchange rates.

(2) Drawn from outstanding appropriations.

COMMISSION OF THE EUROPEAN COMMUNITIES

Single Accounting Centre XIX-C-3

SUMMARY TABLE - BY CHAPTER - OF THE IMPLEMENTATION OF THE STATEMENT OF EXPENDITURE OF SECTION III (COMMISSION) OF THE GENERAL BUDGET FOR THE FINANCIAL YEAR 1979 AT 31 DECEMBER 1979

■ EUA

Budgetary classification	Heading	Approps authorized in the initial Budget	Adjustments via		Final approps	Commitments contracted		Payments effected	
			Supp. and Amending Budgets	Transfers of approps		Amount	% of approps	Amount	% of approps
		1	2	3	4	5	6	7	8
TITLE 9	COOPERATION WITH DEVELOPING COUNTRIES AND OTHER NON-MEMBER COUNTRIES								
	<u>NON-DIFFERENTIATED APPROPRIATIONS</u>								
Chapter 92	Food aid	287,336		8,700	296,036	296,036	100,00	(1) 277,660	93,79
Chapter 93*	Financial and technical cooperation with non-associated developing countries	0,500			0,500	0,500	100,00	0,203	40,60
Chapter 94*	Specific measures for cooperation with developing countries	5,189		0,467	4,722	4,441	94,05	3,537	74,90
Chapter 95	Exceptional measures to assist developing countries and other non-member countries	3,000		39,000	42,000	42,000	100,00	39,000	92,86
Chapter 96*	Cooperation with non-member countries	10,691			10,691	5,328	49,84	3,570	33,39
	TITLE 9 - TOTAL	306,716		47,233	353,949	348,304	98,41	323,970	91,53

(1) including 240,702 ■ EUA paid to Member States to cover expenditure for the period January to December.

* These Chapters also contain differentiated appropriations. See previous page.


SUMMARY TABLE - BY CHAPTER - OF THE IMPLEMENTATION OF THE
STATEMENT OF EXPENDITURE OF SECTION III (COMMISSION) OF THE GENERAL
BUDGET FOR THE FINANCIAL YEAR 1979 AT 31 DECEMBER 1979

COMMISSION OF THE EUROPEAN COMMUNITIES

Single Accounting Centre XIX-C-3

■ EUA


Budgetary classification	Heading	Approps authorized in the initial Budget	Adjustments via		Final approps	Commitments contracted		Payments effected	
			Supp. and Amending Budget	Transfers of approps		Amount	% of approps	Amount	% of approps
		1	2	3	4	5	6	7	8
TITLE 10 Chapter 100	OTHER EXPENDITURE Provisional appropriations:								
	Differentiated .Approps for committ. appropriations .Approps for payment	184,688 97,256	- 23,300	123,208 55,188	38,180 18,768				
	Non-differentiated appropriations	9,145	245,373	250,573	3,945				
Chapter 101 Chapter 102	Contingency reserve Reserve to cover any shortfall in appropriations, when converted into national currencies, resulting from differences between the EUA rates used when the Budget estimates are drawn up and the rates of conversion into national currencies obtaining at the time of implementation	5,000	-	0,709	4,291				
	TITLE 10 - TOTAL	token entry			token entry				
	Differentiated .Approps for committ. appropriations .Approps for payment	184,688 97,256	- 23,300	123,208 55,188	38,180 18,768				
	Non-differentiated appropriations	14,145	245,373	251,282	8,236				
	GRAND TOTALS: <u>DIFFERENTIATED APPROPRIATIONS</u>	3,091,747 2,099,427	260,000 154,030	838,735 15,586	3,570,492 1,639,839	2,892,253	78,80	720,571	29.16
	<u>NON-DIFFERENTIATED APPROPRIATIONS</u>	11,235,621	1,076,553	55,442	12,367,716	12,312,171	99.55	12,095,024	97.80



SUMMARY OF ALL TRANSFERS BETWEEN CHAPTERS

UNDER THE FINANCIAL YEAR 1979

(Statistical tables)



**SUMMARY OF TRANSFERS MADE BETWEEN CHAPTERS
BY 31 DECEMBER 1979**

1. Non-differentiated appropriations

CHAPTERS TO WHICH APPROPRIATIONS TRANSFERRED	AMOUNT	CHAPTERS FROM WHICH APPROPRIATIONS TRANSFERRED
14. Expenditure on social welfare	813.000	11. Staff
20. Immovable property investments	510.000	21. Rental of buildings and associated expenditure 490.000 22. Movable property and associated expenditure 20.000
21. Rental of buildings and associated expenditure	312.965	22. Movable property and associated expenditure 118.555 23. Current administrative expenditure 194.410
22. Movable property and associated expenditure	4.430.000	11. Staff
26. Expenditure on studies, surveys and consultations	2.000.000	100. Provisional appropriations
29. Subsidies and financial contributions	174.000	100. Provisional appropriations 50.000 101. Contingency reserve 124.000
30. Expenditure in the social sector	650.000	100. Provisional appropriations
31. Expenditure in the agricultural sector	3.885.000	83. Common measures in particular sectors 2.800.000 (see differentiated appropriations) 100. Provisional appropriations 1.000.000 101. Contingency reserve 85.000

1. Non-differentiated appropriations (continued)

CHAPTERS TO WHICH APPROPRIATIONS TRANSFERRED	AMOUNT	CHAPTERS FROM WHICH APPROPRIATIONS TRANSFERRED
36. Expenditure on scientific and technical information and on information management	150.000	100. Provisional appropriations
37. Expenditure in the industrial and transport sectors	750.000	100. Provisional appropriations
57. Measures to reduce economic disparities in the Community in the context of the European Monetary System	245.373.000	100. Provisional appropriations
89. Assumption by the Community of certain financial obligations pursuant to agreements on fishing rights in non-Community waters	5.460.000	83. Common measures in particular sectors 4.860.000 (see differentiated appropriations) 100. Provisional appropriations 600.000
92. Food aid	8.700.000	83. Common measures in particular sectors (see differentiated appropriations)
95. Exceptional measures to assist developing countries and non-member countries	39.000.000	83. Common measures in particular sectors 4.000.000 (see differentiated appropriations) 93. Cooperation with non-associated developing countries (see differentiated appropriations) 1.000.000

1. Non-differentiated appropriations (continued)

CHAPTERS TO WHICH APPROPRIATIONS TRANSFERRED	AMOUNT	CHAPTERS FROM WHICH APPROPRIATIONS TRANSFERRED
		<p>96. Cooperation with non-member countries (see differentiated appropriations) 30.000.000</p> <p>100. Provisional appropriations (see differentiated appropriations) 3.500.000</p> <p>101. Contingency reserve 500.000</p>
TOTAL	312.207.965	

SUMMARY OF TRANSFERS MADE BETWEEN CHAPTERS BY
31 DECEMBER 1979

2. Differentiated appropriations

CHAPTERS TO WHICH APPROPRIATIONS TRANSFERRED	AMOUNT		CHAPTERS FROM WHICH APPROPRIATIONS TRANSFERRED
	APPRO- PRIATIONS FOR COMMITMENT	APPRO- PRIATIONS FOR PAYMENT	
31. Expenditure in the agricultural sector (see non-differentiated appropriations)			83. Common measures in particular sectors 2.800.000
33. Expenditure on research and investment	17.908.000	9.688.200	100. Provisional appropriations
36. Expenditure on scientific and technical information and on information management	2.800.000	1.000.000	100. Provisional appropriations
37. Expenditure in the industrial and transport sectors	17.000.000	8.500.000	100. Provisional appropriations
51. Social Fund - Expenditure provided for under Article 5 of the Council Decision of 1 February 1971	5.000.000	2.500.000	100. Provisional appropriations
53. Social Fund - Measures to promote the employment of young people	72.000.000	25.000.000	100. Provisional appropriations
86. Common measures to improve fisheries structures	15.000.000	15.000.000	83. Common measures in particular sectors 10.000.00 100. Provisional appropriations 5.000.000

2. Differentiated appropriations (continued)

CHAPTERS TO WHICH APPROPRIATIONS TRANSFERRED	AMOUNT		CHAPTERS FROM WHICH APPROPRIATIONS TRANSFERRED
	APPROPRIATIONS FOR COMMITMENT	APPROPRIATIONS FOR PAYMENT	
89. Assumption by the Community of certain financial obligations pursuant to agreements on fishing rights in non-Community waters (see non-differentiated appropriations)			83. Common measures in particular sectors 4.860.000
92. Food aid (see non-differentiated appropriations)			83. Common measures in particular sectors 8.700.000
95. Exceptional measures to assist developing countries and non-member countries (see non-differentiated appropriations)			83. Common measures in particular sectors 4.000.000 93. Financial and technical cooperation with non-associated developing countries 1.000.000 96. Cooperation with non-member countries 30.000.000 (from appropriations still available and carryovers). 100. Provisional appropriations 3.500.000 (appropriation originally intended for Item 3351)
TOTALS	129.708.000	61.688.200	

SITUATION IN CHAPTER 100 - PROVISIONAL APPROPRIATIONS

Initial allocation: 254.518.000 ECU

ARTICLE OR ITEM	HEADING	TRANSFERS MADE
A. <u>Non-differentiated appropriations</u>		
264	Statistical studies and surveys	2.000.000
2987	International Agreements on fisheries	50.000
302	Tasks entrusted to the institution to promote exchanges of young workers	650.000
3101	EEC participation in the campaign against African swine fever: local measures	1.000.000
3611	Assessment and utilization of research findings	150.000
3740	Safety of persons carried in private cars	750.000
570	Interest rate subsidies on Community loans to the less-prosperous Member States participating in the European Monetary System	200.000.000
571	Financial compensation to the United Kingdom	45.373.000
890	Reimbursements in respect of certain financial obligations relating to fishing in the Adriatic	600.000
TOTAL		250.573.000

Available: 3.945.000

SITUATION IN CHAPTER 100 - PROVISIONAL APPROPRIATIONS

Initial allocation: Appropriations for commitment - 161.388.000 EJA

Appropriations for payment - 73.956.200 EJA

ARTICLE OR ITEM	HEADING	APPROPRIATIONS FOR COMMITMENT	APPROPRIATIONS FOR PAYMENT
		TRANSFERS MADE	
B. Differentiated appropriations			
3333	Measures for physical protection at JRC Establishments	2.212.000	1.292.200
3353	Reference materials and methods (Community Bureau of References [GER])	2.817.000	2.017.000
3354	Environment	4.800.000	2.400.000
3355	Plutonium recycling in light-water reactors	260.000	260.000
3357	Energy research and development	4.000.000	2.000.000
3359	Decommissioning of nuclear installations	500.000	500.000
3363	Safety of water-cooled thermal reactors	3.319.000	1.219.000
3620	Three-year plans of action	2.800.000	1.000.000
3702	Community projects for the development of data-processing	2.000.000	1.000.000
3750	Measures on behalf of certain crisis-hit industrial sectors	15.000.000	7.500.000
512	Consequences of industrial conversion	5.000.000	2.500.000
53	Social Fund: Measures to promote the employment of young people	72.000.000	25.000.000
860	Common measures to improve the structures of non-industrial inshore fisheries	5.000.000	5.000.000
950	Community aid to disaster victims in developing and non-member countries	3.500.000	3.500.000
	TOTAL	123.208.000	55.188.200

Available: Appropriations for commitment: 38.180.000 EJA
 Appropriations for payment: 18.768.000 EJA

SITUATION IN CHAPTER 101 - CONTINGENCY RESERVE

Initial allocation: 5.000.000 EUA

ARTICLE OR ITEM	HEADING	TRANSFER MADE
290	Subsidies to institutions of higher education	124.000
316	Community action relating to the vocational training of farmers	85.000
950	Community aid to disaster victims in developing and non-member countries	500.000
	TOTAL	709.000

Available: 4.291.000 EUA

UTILIZATION OF APPROPRIATIONS CARRIED

OVER FROM 1978 TO 1979

(Statistical tables)



(PROVISIONAL)

SUMMARY TABLE OF THE UTILIZATION OF APPROPRIATIONS
CARRIED OVER FROM 1978 TO 1979 IN SECTION III (COMMISSION) OF
THE GENERAL BUDGET AS AT 31 DECEMBER 1979

COMMISSION OF THE EUROPEAN COMMUNITIES

Single Accounting Centre XIX-C-3

■ EUA

Budgetary classification	Heading	Automatic carryovers		Payments	% of carryovers	Appropriations cancelled or to be carried over (2)	Non-automatic carryovers	Commitments contracted		Payments effected		Approps. cancelled
		1	2					6	7	8	9	
TITLE 1	Expenditure relating to persons working with the institution	2,979	2,739	91,94	0,240							
TITLE 2	Buildings, equipment and misc. admin. expenditure	26,791	25,112	93,73	1,679							
TITLE 3	Community policies relating in particular to research, technology, industry, the social sector, the environment and the supply of raw materials	54,488	112,556	72,86	41,932							
TITLE 4	Differentiated appropriations	94,291	13,313	93,16	0,978		17,000	14,759	86,82	14,759	86,82	2,241
	Non-differentiated appropriations	60,816	60,428	99,36	0,388		0,430	-	0,00	-	-	0,430
Chap. 50/52	Repayments and aid to Member States and miscellaneous	299,528	298,861	99,78	0,667							
Chap. 55	Social Fund (diff. approps)	353,191	353,191	100,00	-							
Chap. 58	Regional Fund (diff. approps)	29,238	5,381	18,40	(2) 23,857		30,431	30,431	100,00	22,558	74,13	-
	Community aid to the Friuli disaster area											
TITLES 687	EAGGF - Guarantee Section	302,740	209,070	69,06	93,670							
TITLE 8	EAGGF - Guidance Section	449,711	94,493	20,95	(2) 355,518		122,221 (2)	122,221	100,00	18,122	14,83	-
TITLE 9	Appropriations from financial years prior to 1977	104,338 (1)	68,362	65,52	35,975							
	Cooperation with developing countries and other non-member countries	100,500	90,687	90,24	9,813		6,000	6,000	100,00	6,000	100,00	-
	Differentiated appropriations	1,214,285 (1)	1,042,040	85,82	172,245							
	Non-differentiated approps	684,327	231,854	42,65	352,473		176,082	173,411	98,48	61,439	34,89	2,671
	TOTALS											

(1) After transfer of 30,000 ■ EUA to approps for the financial year in question.
(2) Approps carried over automatically over a period of 5 years and more, non-automatically if necessary.

COMMISSION OF THE EUROPEAN COMMUNITIES

(PROVISIONAL)

SUMMARY TABLE OF THE UTILIZATION OF APPROPRIATIONS
CARRIED OVER FROM 1978 TO 1979 IN SECTION III (COMMISSION) OF
THE GENERAL BUDGET AS AT 31 DECEMBER 1979

Single Accounting Centre XIX-C-3

■ EUA

Budgetary classification	Heading	Automatic carryovers		Payments	% of carryovers	Appropriations cancelled	Non-automatic carryovers	Commitments contracted		Payments effected		Approps. cancelled
		1	2					3	4	5	6	
TITLE 1	EXPENDITURE RELATING TO PERSONS WORKING WITH THE INSTITUTION											
Chapter 11	Staff	0,944	0,889	94,47	0,055							
Chapter 12	Allowances and expenses on entering and on leaving the service and on transfer	0,478	0,553	85,96	0,025							
Chapter 13	Expenditure relating to missions and duty travel	1,365	1,305	95,60	0,060							
Chapter 14	Expenditure on social welfare	0,351	0,282	80,34	0,069							
Chapter 15	Internal training courses and vocational training of staff	0,441	0,410	78,01	0,031							
	TITLE 1 - TOTAL	2,979	2,739	91,94	0,240							

COMMISSION OF THE EUROPEAN COMMUNITIES

(PROVISIONAL)

SUMMARY TABLE OF THE UTILIZATION OF APPROPRIATIONS
CARRIED OVER FROM 1978 TO 1979 IN SECTION III (COMMISSION) OF
THE GENERAL BUDGET AS AT 31 DECEMBER 1979

Single Accounting Centre XIX-C-3

■ EUA

Budgetary classification	Heading	Automatic carryovers	Payments	% of carryovers	Appropriations cancelled	Non-automatic carryovers	Commitments contracted		Payments effected		Approps. cancelled
							Amount	% of carryovers	Amount	% of approps	
		1	2	3	4	5	6	7	8	9	10
TITLE 2	BUILDINGS, EQUIPMENT AND MISCELLANEOUS ADMINISTRATIVE EXPENDITURE										
Chapter 20	Immovable property investments	0,008	0,007	87,50	0,001						
Chapter 21	Rental of buildings and associated expenditure	2,368	2,249	94,97	0,119						
Chapter 22	Movable property and associated expenditure	4,551	3,943	94,99	0,208						
Chapter 23	Current administrative expenditure	2,054	1,868	90,94	0,186						
Chapter 24	Entertainment and representation expenses	0,125	0,091	72,80	0,034						
Chapter 25	Expenditure on formal and other meetings	1,377	1,181	85,77	0,196						
Chapter 26	Expenditure on studies, surveys and consultations	7,452	7,196	96,56	0,256						
Chapter 27	Expenditure on publishing and information	8,696	8,081	92,93	0,615						
Chapter 28	Subsidies for balancing budgets	0,261	0,240	91,95	0,021						
Chapter 29	Subsidies and financial contributions	0,298	0,256	85,91	0,042						
	TITLE 2 - TOTAL	86,791	25,112	93,75	1,679						

COMMISSION OF THE EUROPEAN COMMUNITIES
 SUMMARY TABLE OF THE UTILIZATION OF APPROPRIATIONS
 CARRIED OVER FROM 1978 TO 1979 IN SECTION III (COMMISSION)
 OF THE GENERAL BUDGET AS AT 31 DECEMBER 1979

Single Accounting Series X.Y. - C-3

■ EUA

Budgetary classification and heading	Commitments still to be settled at the closure of accounts for 1978	Automatic carryovers	Payments against		Appropriations for the financial year 1979	Carryovers cancelled	Commitments outstanding at the closure of accounts for 1978 and not yet validated (1)
			Automatic carryovers	% of carryovers			
	1	2	3	4	5	6	7
TITLE 3 COMMUNITY POLICIES RELATING IN PARTICULAR TO RESEARCH, TECHNOLOGY, INDUSTRY, THE SOCIAL SECTOR, THE ENVIRONMENT AND THE SUPPLY OF ENERGY AND RAW MATERIALS							
<u>Chapter 30*</u> Expenditure in the social sector	2,639	1,381	1,381 (2)	100,00	0,252	-	1,028
<u>Chapter 32*</u> Expenditure under the energy policy	65,394	46,187	27,389 (3)	59,30	-	18,798	44,483
<u>Chapter 33</u> Expenditure on research and investment	136,959	100,597	80,462 (4)	79,98	18,250	20,435	66,520

* This Chapter also contains non-differentiated appropriations. See p.
 (1) Taking into account sums which may be released and adjustments due to changes in the EUA rates.
 (2) Including 0,048 ■ EUA in respect of payments against commitments entered into in the financial year 1979.
 (3) Including 9,878 ■ EUA in respect of payments against commitments entered into in the financial year 1979.
 (4) Including 30,919 ■ EUA in respect of payments against commitments entered into in the financial year 1979.

COMMISSION OF THE EUROPEAN COMMUNITIES

SUMMARY TABLE OF THE UTILIZATION OF APPROPRIATIONS
CARRIED OVER FROM 1978 TO 1979 IN SECTION 1 (COMMISSION)
OF THE GENERAL BUDGET AS AT 31 DECEMBER 1979

Single Accounting Centre Y.Y. C-3

■ EUA

Budgetary classification and heading	Commitments still to be settled at the closure of accounts for 1978	Automatic carryovers	Payments against		Appropriations for the financial year 1979	Carryovers cancelled	Commitments outstanding at the closure of accounts for 1978 and not yet settled (1)
			Automatic carryovers	% of carryovers			
	1	2	3	4	5	6	7
TITLE 3 (continued)							
Chapter 36* Expenditure on scientific and technical information and on information management	1,744	2,061	2,061 (2)	100,00	0,179	-	0,167
Chapter 37* Expenditure in the Industrial and transport sectors	1,441	4,263	1,263 (3)	29,63	-	3,000	0,515
TITLE 3 (Differentiated appropriations) - TOTAL	208,176	54,488	112,556	72,86	18,681	41,933	112,713

* These Chapters also contain non-differentiated appropriations. See next page.

(1) Taking into account sums which may be released and adjustments due to changes in the EUA rates.

(2) Including 0,662 m EUA in respect of payments against commitments entered into in the financial year 1979.

(3) Including 0,345 m EUA in respect of payments against commitments entered into in the financial year 1979.

COMMISSION OF THE EUROPEAN COMMUNITIES

Single Accounting Centre XIX-C-3

SUMMARY TABLE OF THE UTILIZATION OF APPROPRIATIONS
CARRIED OVER FROM 1978 TO 1979 IN SECTION III (COMMISSION) OF
THE GENERAL BUDGET AS AT 31 DECEMBER 1979

* EUA

Budgetary classification	Heading	Automatic carryovers		Payments	% of carryovers	Approps cancelled	Non-automatic carryovers	Commitments contracted		Payments effected		Approps cancelled
		1	2					3	4	5	6	
TITLE 3	COMMUNITY POLICIES RELATING IN PARTICULAR TO RESEARCH, TECHNOLOGY, INDUSTRY, THE SOCIAL SECTOR, THE ENVIRONMENT AND THE SUPPLY OF ENERGY AND RAW MATERIALS											
	<u>NON-DIFFERENTIATED APPROPS</u>											
Chapter 30*	Expenditure in the social sector	0,952	0,813	85,40	0,159							
Chapter 31	Expenditure in the agricultural sector	4,549	4,200	92,33	0,349							
Chapter 34	Expenditure relating to safeguards	0,454	0,311	68,50	0,143							
Chapter 35	Protection of man and his environment	2,987	2,859	95,71	0,128							
Chapter 36*	Expenditure on scientific and technical information and on information management	0,791	0,684	86,47	0,107							
Chapter 37*	Expenditure in the industrial and transport sectors	1,211	1,210	99,92	0,001		15,000	13,983	95,22	13,983	95,22	1,017
Chapter 39	Other expenditure on specific projects undertaken by the institution	3,347	3,236	96,68	0,111		2,000	0,776	38,80	0,776	38,80	1,224
	TITLE 3 (Non-differentiated appropriations) - TOTAL	14,291	13,313	93,16	0,978		17,000	14,759	86,82	14,759	86,82	2,241

*These Chapters also contain differentiated appropriations. See two previous pages.

COMMISSION OF THE EUROPEAN COMMUNITIES
 SUMMARY TABLE
 OF THE UTILIZATION OF APPROPRIATIONS CARRIED OVER FROM 1978 TO 1979
 IN SECTION III (COMMISSION) OF THE GENERAL BUDGET AS AT 31 DECEMBER 1979
 Single Accounting Centre XIX-C-3

Budgetary classification	Heading	in ECU											
		1	2	3	4	5	6		7	8		9	10
		Automatic carry-overs	Payments	% of carry-overs	Approps cancelled	Non-automatic carry-overs	Amount	% of carry-overs	Amount	% of approps	Approps cancelled		
TITLE 4	REPAYMENTS AND AID TO MEMBER STATES AND MISCELLANEOUS												
Chapter 40	Flat-rate repayment to Member States of the cost incurred in collecting own resources	60,828	60,828	99,36	0,388								
Chapter 47	Assumption by the European Community of certain financial obligations	-				0,430		0,00	-	0,00			0,430
	TITLE 4 - TOTAL	60,828	60,828	99,36	0,388	0,430		0,00	-	0,00			0,430

COMMISSION OF THE EUROPEAN COMMUNITIES
Single Accounting Centre XIX-C-3

SUMMARY TABLE OF THE UTILIZATION OF APPROPRIATIONS
CARRIED OVER FROM 1978 TO 1979 IN SECTION III (COMMISSION)
OF THE GENERAL BUDGET AS AT 31 DECEMBER 1979

■ EUA

Budgetary classification and heading	1 Commitments still to be settled at the closure of accounts for 1978	2 Automatic carryovers	Payments against		5 Appropriations for the financial year 1979	6 Carryovers cancelled	7 Commitments outstanding at the closure of accounts for 1978 and not yet settled (1)
			3 Automatic carryovers	4 % of carryovers			
TITLE 5							
SOCIAL AND REGIONAL FUNDS							
SOCIAL FUND							
Chapter 50							
New Social Fund - Expenditure under Article 4 of the Council Decision of 1 February 1971	530,597	107,314	106,647 (2)	99,38	61,379	0,667	347,592
Chapter 51							
New Social Fund - Expenditure under Article 5 of the Council Decision of 1 February 1971	689,382	191,284	191,284	100,00	87,324	-	376,061
Chapter 52							
Social Fund - Pilot schemes and preparatory studies	1,178	0,929	0,929 (3)	100,00	-	-	0,832
SOCIAL FUND - TOTAL	1,221,147	299,528	298,861	99,78	148,705	0,667	724,484

(1) Taking into account sums which may be released and adjustments due to changes in the EUA rates.
 (2) Including 8,598 ■ EUA in respect of payments against commitments entered into in the financial year 1979.
 (3) Including 0,592 ■ EUA in respect of payments against commitments entered into in the financial year 1979.

COMMISSION OF THE EUROPEAN COMMUNITIES
 SUMMARY TABLE OF THE UTILIZATION OF APPROPRIATIONS
 CARRIED OVER FROM 1978 TO 1979 IN SECTION III (COMMISSION)
 OF THE GENERAL BUDGET AS AT 31 DECEMBER 1979

Single Accounting Centre XIX-C-3

■ EUA

Budgetary classification and heading	1 Commitments still to be settled at the closure of accounts for 1978	2 Automatic carryovers	Payments against			6 Carryovers cancelled	7 Commitments outstanding at the closure of accounts for 1978 and not yet settled (1)
			3 Automatic carryovers	4 % of carryovers	5 Appropriations for the financial year 1979		
Chapter 55 European Regional Development Fund	705,759	353,191	353,191 (2)	100,00	-	-	400,980

(1) Taking into account sums which may be released or adjustments due to changes in the EUA rates.
 (2) Including 70,263 ■ EUA for payments against 1978 commitments.

COMMISSION OF THE EUROPEAN COMMUNITIES

SUMMARY TABLE OF THE UTILIZATION OF APPROPRIATIONS
CARRIED OVER FROM 1978 TO 1979 IN SECTION III (COMMISSION)
OF THE GENERAL BUDGET AS AT 31 DECEMBER 1979

Single Accounting Centre XIX-C-3

Budgetary classification	Heading	Automatic carryovers	Payments	% of carryovers	Approps to be carried over (1)	Non-automatic carryovers	Commitments contracted		Payments effected		Approps cancelled
							Amount	% of carryovers	Amount	% of commitments	
		1	2	3	4	5	6	7	8	9	10
Chapter 58	Community aid to the Friuli disaster area	29,238	5,381	18,40	23,857 (1)						

(1) Appropriations to be automatically carried over during a period of five years, after which non-automatic carryovers may be made if necessary.

COMMISSION OF THE EUROPEAN COMMUNITIES

SUMMARY TABLE OF THE UTILIZATION OF APPROPRIATIONS
CARRIED OVER FROM 1978 TO 1979 IN SECTION III (COMMISSION)
OF THE GENERAL BUDGET AS AT 31 DECEMBER 1979

Single Accounting Centre XIX-C-3

Budgetary classification	Heading	Automatic carryovers	Payments	% of carryovers	Approps cancelled	Non-automatic carryovers	Commitments contracted		Payments effected		Approps cancelled
							Amount	% of carryovers	Amount	% of commitments	
		1	2	3	4	5	6	7	8	9	10
TITLES 6 & 7	EUROPEAN AGRICULTURAL GUIDANCE AND GUARANTEE FUND, GUARANTEE SECTION										
Chapter 62	Milk and milk products					30,431	30,431	100,00	22,558	74,13	
	TITLES 6 AND 7 - TOTAL					30,431	30,431	100,00	22,558	74,13	

m EUA

COMMISSION OF THE EUROPEAN COMMUNITIES

Single Accounting Centre XIX-C-3

SUMMARY TABLE OF THE UTILIZATION OF APPROPRIATIONS
CARRIED OVER FROM 1978 TO 1979 IN SECTION III (COMMISSION)
OF THE GENERAL BUDGET AS AT 31 DECEMBER 1979

Budgetary classification and heading	Commitments still to be settled at the closure of accounts for 1978	Automatic carryovers	Payments against			Carryovers cancelled	Commitments outstanding at the closure of accounts for 1978 and not yet settled (1)
			Automatic carryovers	% of carryovers	Appropriations for the financial year 1979		
	1	2	3	4	5	6	7
TITLE 8 EUROPEAN AGRICULTURAL GUIDANCE AND GUARANTEE FUND, GUIDANCE SECTION DIFFERENTIATED APPROPRIATIONS							
Chapter 80 Projects for the improvement of agricultural structures provided for in Article 13 of Regulation No 17/04/EEC	25,768 (2)	26,000	26,000	100,00	0,507	-	186,973
Chapter 81 Common measures for the reform of agricultural structures under the Council Resolution of 25 May 1971	-	65,832	65,064 (3)	99,85	-	0,098	-
Chapter 82 Common measures concerning the marketing and processing of agricultural products under the Council Resolution of 25 May 1971	102,463	32,578	75,306 (4)	66,98	-	17,272	86,658
Chapter 83 Common measures in particular sectors	-	177,775	80,228 (3)	58,23	-	57,547	-
Chapter 85 Special measures	-	20,013	5,722 (3)	28,59	-	14,291	-
Chapter 86 Common measures to improve fisheries structures	-	5,213	0,751 (3)	14,11	-	4,462	-
Chapter 87 Specific measures in the fisheries sector	-	16,000	16,000 (3)	100,00	-	-	-
TITLE 8 (Diff. approps) - TOTAL	318,230	307,740	209,070	69,06	0,507	93,670	273,631

(1) Taking into account sums which may be released and adjustments due to changes in the ECU rates.
 (2) Including 30,822 m ECU in appropriations from financial years prior to 1977, for re-use.
 (3) For payments against 1979 commitments.
 (4) Including 0,443 m ECU for payments against 1979 commitments.

COMMISSION OF THE EUROPEAN COMMUNITIES
 SUMMARY TABLE OF THE UTILIZATION OF APPROPRIATIONS
 CARRIED OVER FROM 1978 TO 1979 IN SECTION III (COMMISSION) OF
 THE GENERAL BUDGET AS AT 31 DECEMBER 1979

Single Accounting Centre XIX-C-3

■ EUA

Budgetary classification	Heading	Automatic carryovers		Payments	% of carryovers	Approps to be carried over	Non-automatic carryovers	Commitments contracted		Payments effected		Approps cancelled
		1	2					3	4	5	6	
TITLE 8	EUROPEAN AGRICULTURAL GUIDANCE AND GUARANTEE FUND											
	Guidance Section											
	Appropriations from financial years before 1977											
Chapter 80	Projects for the improvement of agricultural structures provided for in Article 13 of Regulation No 17/64/EEC	448,408	95,061	20,77	355,047 (1)	122,221 (2)	122,221	100,00	18,122	14,83		
Chapter 83	Common measures in particular sectors	1,603	1,132	70,62	0,471 (1)							
	TITLE 8 - TOTAL (Appropriations from financial years before 1977)	449,711	94,193	20,95	355,518 (1)	122,221 (2)	122,221	100,00	18,122	14,83		

(1) Appropriations to be carried over automatically during a period of five years, after which non-automatic carryovers may be made if necessary.
 (2) Non-automatic carryovers.

COMMISSION OF THE EUROPEAN COMMUNITIES
 SUMMARY TABLE OF THE UTILIZATION OF APPROPRIATIONS
 CARRIED OVER FROM 1978 TO 1979 IN SECTION III (COMMISSION)
 OF THE GENERAL BUDGET AS AT 31 DECEMBER 1979

Single Accounting Centre XIX-C-3

Budgetary classification and heading	Commitments still to be settled at the closure of accounts for 1978	Automatic carryovers	Payments against			Appropriations for the financial year 1979	Carryovers cancelled	Commitments outstanding at the closure of accounts for 1978 and not yet settled
			Automatic carryovers	% of carryovers	% of carryovers			
	1	2	3	4	5	6	7	
TITLE 9								
COOPERATION WITH DEVELOPING COUNTRIES AND OTHER NON-MEMBER COUNTRIES								
<u>DIFFERENTIATED APPROPRIATIONS</u>								
<u>Chapter 93*</u>								
Financial and technical cooperation with non-associated developing countries	76,583	40,178	21,476 (3)	53,06	-	19,002	65,001	
<u>Chapter 94*</u>								
Specific measures for cooperation with developing countries	8,332	2,360	2,360	100,00	3,040	-	2,956	
<u>Chapter 96*</u>								
Cooperation with non-member countries	-	61,500 (2)	44,526 (4)	72,40	-	46,974	-	
TITLE 9 (Differentiated appropriations) - TOTAL	84,914	104,338 (2)	68,362	65,52	3,040	35,975	67,956	

*These Chapters also contain non-differentiated appropriations. See next page.

(1) Taking into account sums which may be released and adjustments due to changes in the EUA rates.

(2) After transfer of 30,000 m EUA to 1979 appropriations.

(3) Including 14,334 m EUA for payments against 1979 commitments.

(4) For payments against 1979 commitments.

m EUA

COMMISSION OF THE EUROPEAN COMMUNITIES

Single Accounting Centre XIX-C-3

SUMMARY TABLE OF THE UTILIZATION OF APPROPRIATIONS
CARRIED OVER FROM 1978 TO 1979 IN SECTION III (COMMISSION) OF
THE GENERAL BUDGET AS AT 31 DECEMBER 1979

■ EUA

Budgetary classification	Heading	1		2		3		4		5		6		7		8		9		Approps cancelled
		Automatic carryovers	Payments	% of carryovers	Approps cancelled	Non-automatic carryovers	Amount	% of carryovers	Amount	% of commitments	Amount	% of commitments								
TITLE 9	COOPERATION WITH DEVELOPING COUNTRIES AND OTHER NON-MEMBER COUNTRIES	100,071	90,431	90,37	9,640															10
Chapter 92	NON-DIFFERENTIATED APPROPS Food aid																			
Chapter 93*	Financial and technical cooperation with non-associated developing countries	0,483	0,450	81,97	0,033															
Chapter 94*	Specific measures for cooperation with developing countries	0,246	0,406	43,09	0,140															
Chapter 96*	Cooperation with non-member countries	-								6,000							6,000	100,00		-
	TITLE 9 (Non-differentiated appropriations) - TOTAL	100,500	90,687	90,24	9,813					6,000							6,000	100,00		-

* These Chapters also include differentiated appropriations. See previous page.