





Tacis funding 1991 to 1994



Tacis funding 1991 to 1994

Published May 1995

© Copyright 1995 by Tacis Services DG IA, European Commission.

All rights reserved.

This publication may only be reproduced, distributed or transmitted, in any form, with the prior permission in writing of the European Commission, Directorate General IA, Tacis.

Enquiries concerning reproduction should be sent to
the Tacis Information Office,
European Commission, Aarlenstraat 88 1/06 Rue d'Arlon, B-1040 Brussels.

Section 1

Table of contents

Section 1	Table of contents
Section 2	Introduction
Section 3	What is Tacis?
Section 4	Tacis funds committed by country
Section 5	Tacis funds allocated by sector

Section 2

Introduction

This booklet has been produced to give comprehensive details on how Tacis funds have been committed and allocated. The information is shown in two different forms:

- a presentation by country (section 4)
- a presentation by sector (section 5).

The country presentation shows the total funds committed to each Tacis partner country over the course of the Tacis Programme and how this has been divided by sector.

For each partner country it also shows how much has been allocated by each sector for every year of the Programme.

The sector presentation also shows the total funds allocated by each sector over the course of the Tacis Programme and how this has been divided by country.

For each sector it then shows how much has been committed in each of the years of the Programme and how this is divided by country.

Section 3

What is Tacis?

The Tacis Programme is a European Union initiative for the New Independent States and Mongolia which fosters the development of harmonious and prosperous economic and political links between the European Union and these partner countries. Its aim is to support the partner countries' initiatives to develop societies based on political freedoms and economic prosperity.

Tacis does this by providing grant finance to support the process of transformation to market economies and democratic societies.

In its first four years of operation, 1991-1994, Tacis has committed ECU 1,757 million to launch more than 2,000 projects.

Tacis works closely with the partner countries to determine how funds should be spent. This ensures that Tacis funding is relevant to each country's own reform policies and priorities. As part of a broader international effort, Tacis also works closely with other donors and international organisations.

Tacis provides know-how from a wide range of public and private organisations which allows western experience to be combined with local knowledge and skills. This know-how is delivered by providing policy advice, consultancy teams, studies and training, by developing and reforming legal and regulatory frameworks, institutions and organisations, and by setting up partnerships, networks, twinnings and pilot projects. Tacis is also a catalyst, unlocking funds from other lenders by providing pre-investment and feasibility studies.

Tacis promotes understanding and appreciation of democracy and a market-oriented social and economic system by cultivating links and lasting relationships between organisations in the partner countries and their counterparts in the European Union.

The main priorities for Tacis funding are: restructuring of state enterprises and private sector development, building an effective food production, processing and distribution system, developing energy, transport, and telecommunications infrastructures, nuclear safety, environment, public administration reform, social services and education. Each country then chooses the priority sectors depending on its needs.

Section 4

Tacis funds committed by country

- 4.1 Introduction
- 4.2 Funds committed by country
- 4.3 Armenia
- 4.4 Azerbaijan
- 4.5 Belarus
- 4.6 Georgia
- 4.7 Kazakhstan
- 4.8 Kyrgyzstan
- 4.9 Moldova
- 4.10 Mongolia
- 4.11 Russia
- 4.12 Tajikistan
- 4.13 Turkmenistan
- 4.14 Ukraine
- 4.15 Uzbekistan
- 4.16 Multi-country programmes

Introduction

This section contains a detailed breakdown of how Tacis funds committed to each country have been allocated to various sectors.

The section begins with an overview of the total funds committed under each year of the Tacis Programme and a breakdown of how much has been committed to each country (section 4.2).

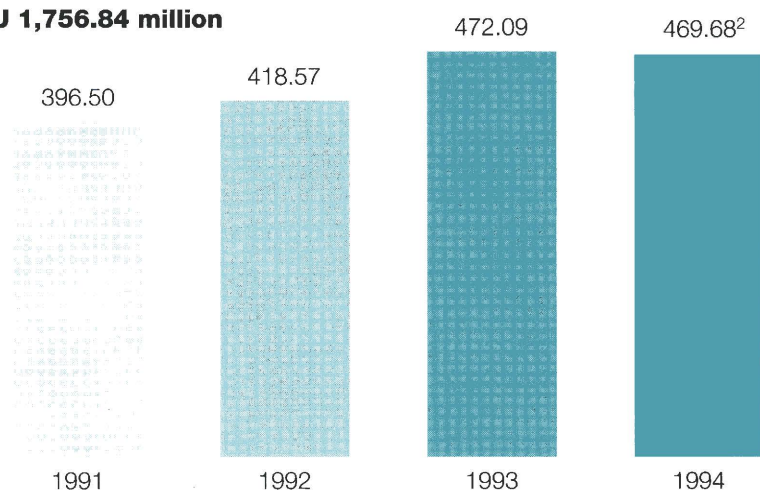
Then, for each country, the following information is given (sections 4.3 to 4.16):

- an overview of total funds committed by year
- an overview of how total funds committed have been allocated by sector
- for each year, a breakdown of how funds committed in that year have been allocated by sector. This information is shown in two ways - first as a pie chart for ease of comparison of year to year, and then as a bar chart and a table for ease of reference to figures for any one year.

Note: The figures in this section all refer to funds which have been committed. They may therefore vary slightly from figures which refer to the initial budgets for countries or sectors.

Tacis funds committed by country

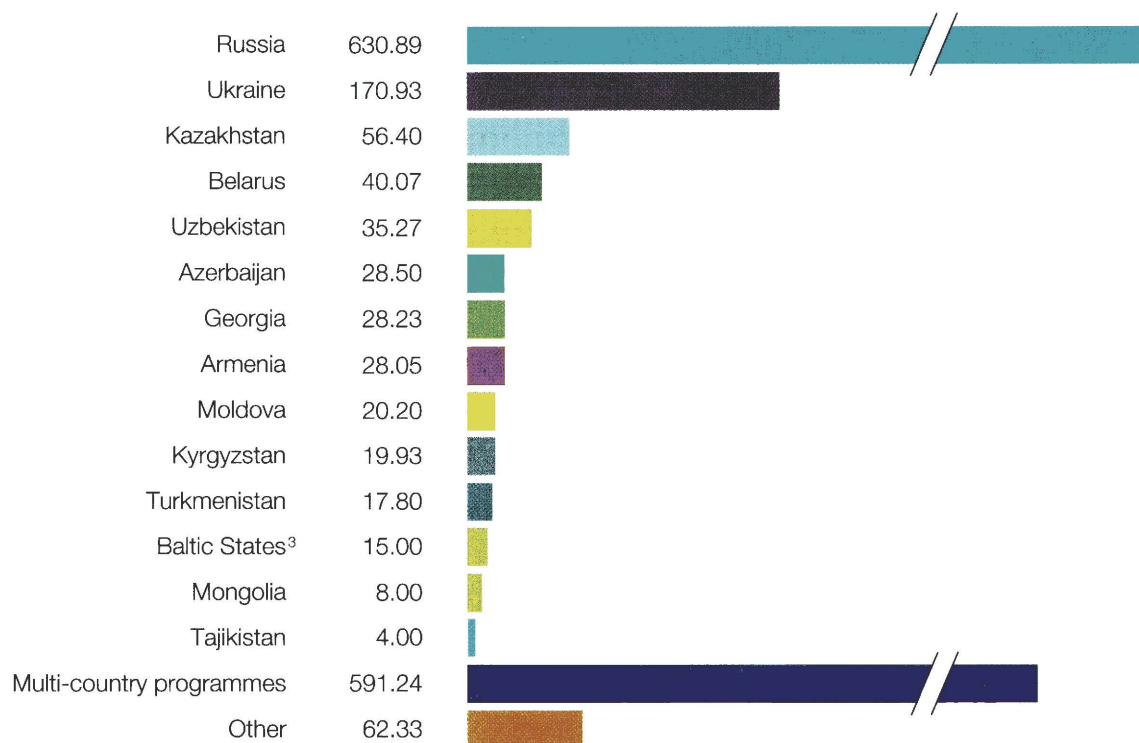
Tacis funds committed from 1991 to 1994¹ ECU 1,756.84 million



1 For 1993, figures include ECU 22 million for Humanitarian aid to Armenia, Azerbaijan and Georgia (managed by Tacis); for 1994, figures exclude humanitarian aid managed by ECHO

2 Figures include ECU 10 million for the Tacis Democracy Programme (managed by Tacis under a separate budget line)

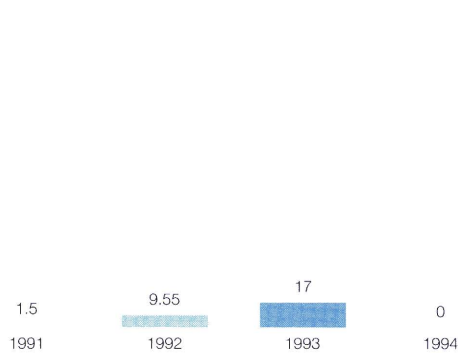
Tacis funds committed by country 1991 to 1994 ECU 1,756.84 million



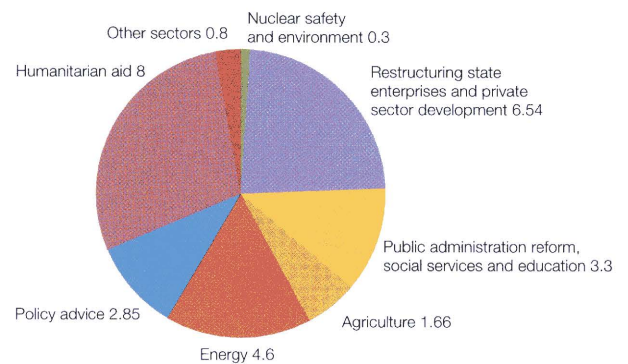
3 Only 1991; from 1992 onwards the Baltic States were included in the Phare Programme

Overview of Tacis funds committed for Armenia

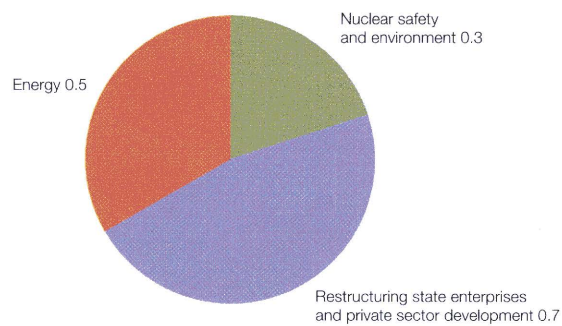
Funding from 1991 to 1994
ECU 28.05 million



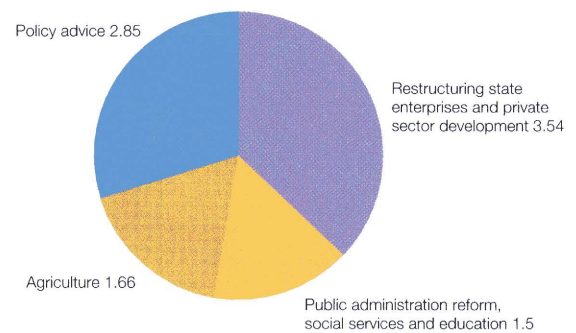
Funds allocated by sector 1991 to 1994
ECU 28.05 million



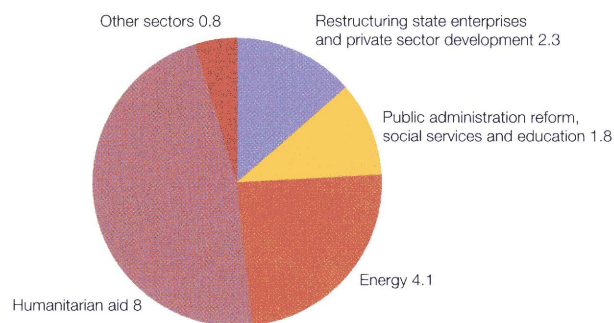
Funds allocated by sector 1991
ECU 1.5 million



Funds allocated by sector 1992
ECU 9.55 million



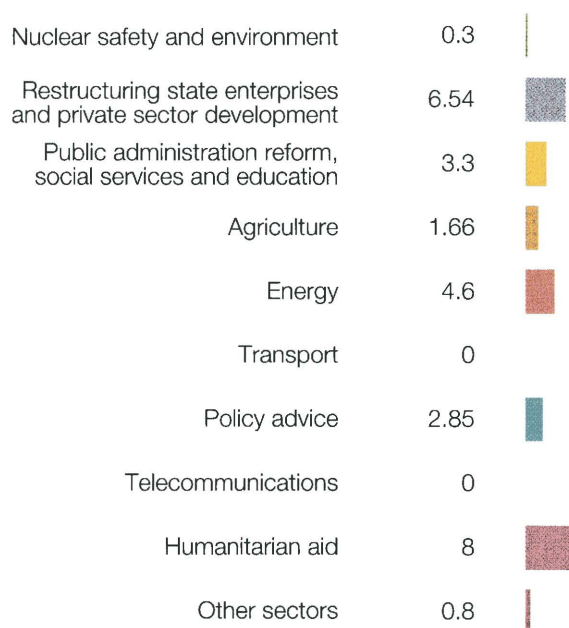
Funds allocated by sector 1993
ECU 17 million



Note: Armenia did not receive funds under the 1994 budget

Armenia

Funds allocated by sector 1991 to 1994 ECU 28.05 million



Funds allocated by sector each year	1991	1992	1993	1994*	Total
Nuclear safety and environment	0.3	0	0	-	0.3
Restructuring state enterprises and private sector development	0.7	3.54	2.3	-	6.54
Public administration reform, social services and education	0	1.5	1.8	-	3.3
Agriculture	0	1.66	0	-	1.66
Energy	0.5	0	4.1	-	4.6
Transport	0	0	0	-	0
Policy advice	0	2.85	0	-	2.85
Telecommunications	0	0	0	-	0
Humanitarian aid	-	-	8	-	8
Other sectors	0	0	0.8	-	0.8
Total	1.5	9.55	17	-	28.05

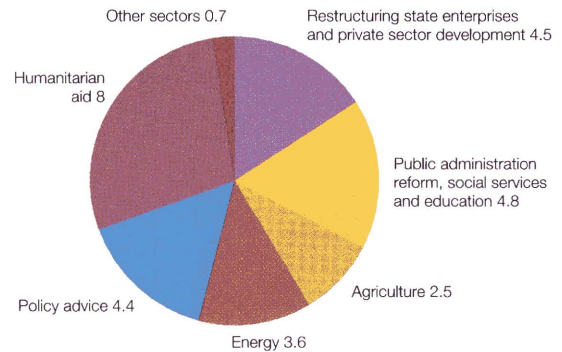
* Note: Armenia did not receive funds under the 1994 budget

Overview of Tacis funds committed for Azerbaijan

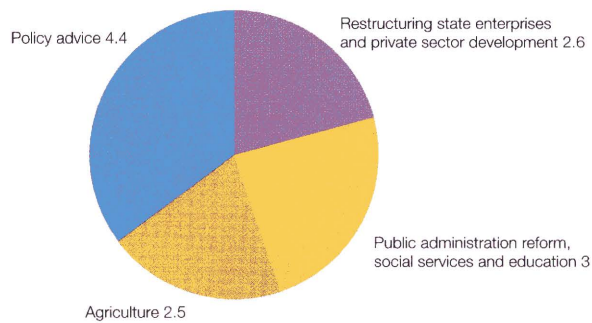
Funds committed from 1991 to 1994
ECU 28.5 million




Funds allocated by sector 1991 to 1994
ECU 28.5 million



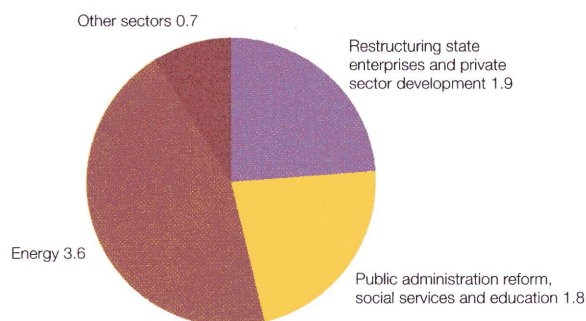
Funds allocated by sector 1992
ECU 12.5 million



Funds allocated by sector 1993
ECU 8 million



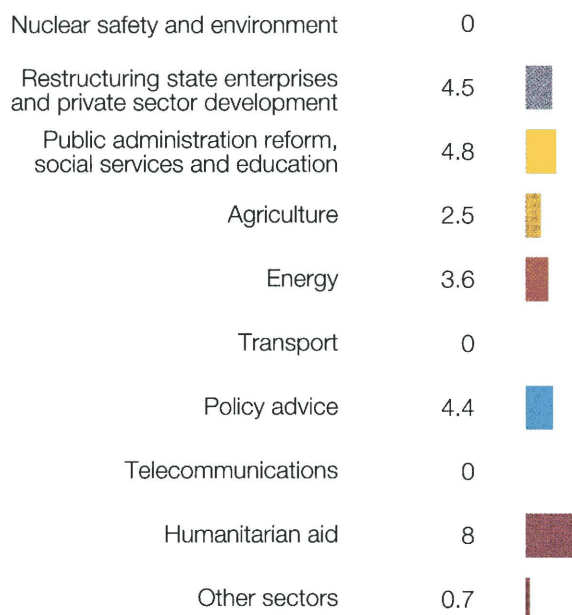
Funds allocated by sector 1994
ECU 8 million



Note: Azerbaijan did not receive funds under the 1991 budget

Azerbaijan

Funds allocated by sector 1991 to 1994 ECU 28.5 million

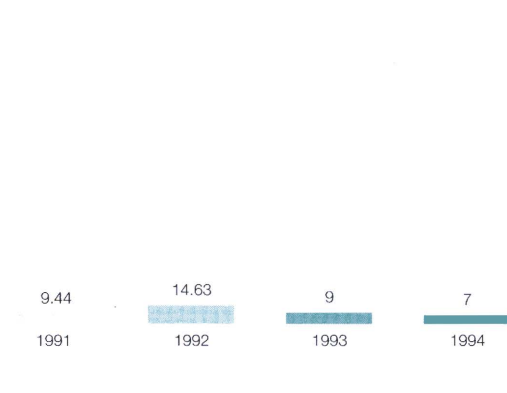


Funds allocated by sector each year	1991*	1992	1993	1994	Total
Nuclear safety and environment	-	0	0	0	0
Restructuring state enterprises and private sector development	-	2.6	0	1.9	4.5
Public administration reform, social services and education	-	3	0	1.8	4.8
Agriculture	-	2.5	0	0	2.5
Energy	-	0	0	3.6	3.6
Transport	-	0	0	0	0
Policy advice	-	4.4	0	0	4.4
Telecommunications	-	0	0	0	0
Humanitarian aid	-	0	8	0	8
Other sectors	-	0	0	0.7	0.7
Total	-	12.5	8	8	28.5

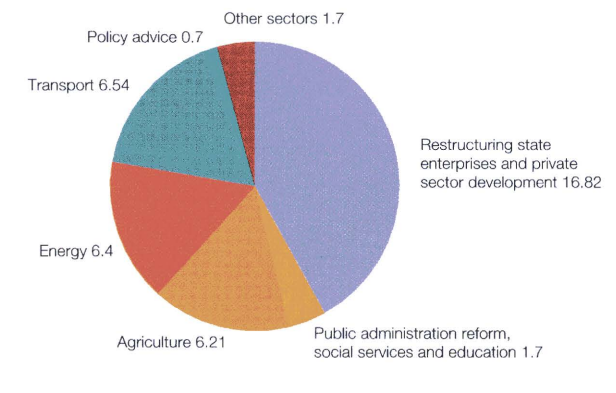
* Note: Azerbaijan did not receive funds under the 1991 budget

Overview of Tacis funds committed for Belarus

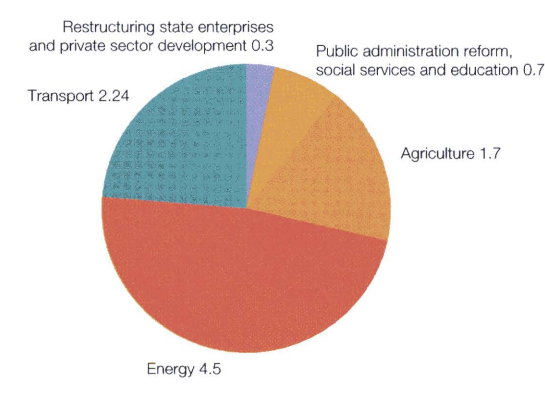
Funds committed from 1991 to 1994
ECU 40.07 million



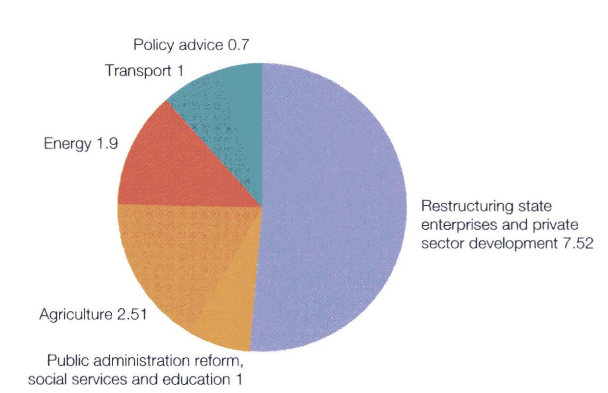
Funds allocated by sector 1991 to 1994
ECU 40.07 million



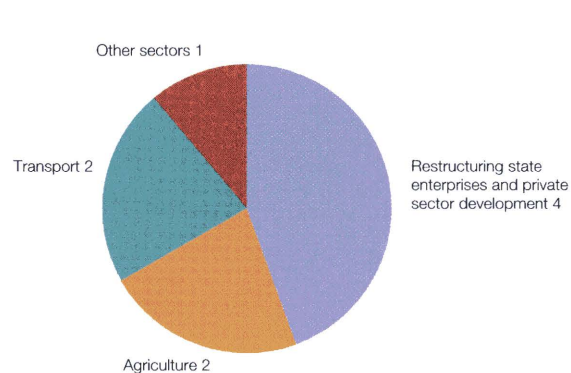
Funds allocated by sector 1991
ECU 9.44 million



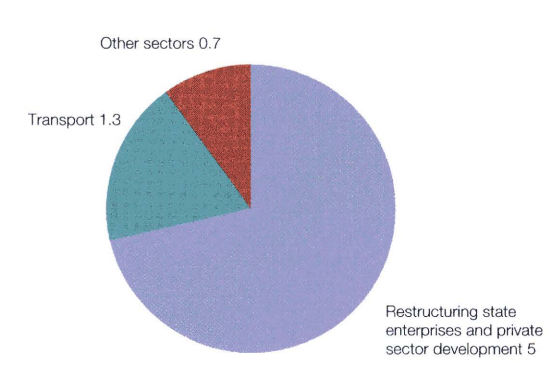
Funds allocated by sector 1992
ECU 14.63 million



Funds allocated by sector 1993
ECU 9 million

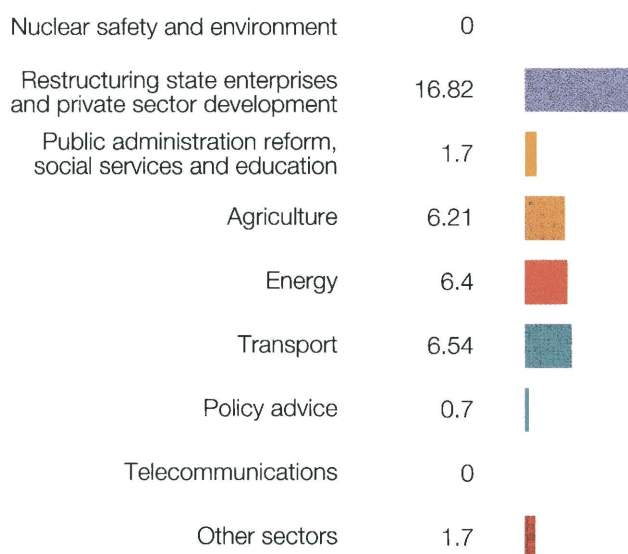


Funds allocated by sector 1994
ECU 7 million



Belarus

Funds allocated by sector 1991 to 1994 ECU 40.07 million



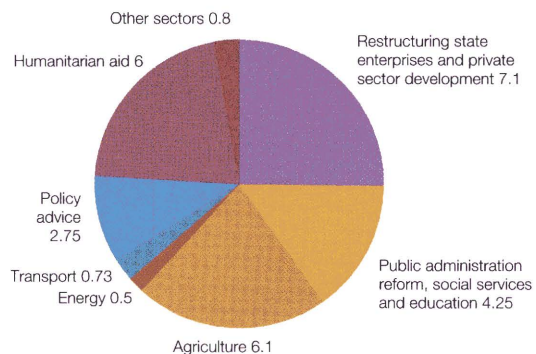
Funds allocated by sector each year	1991	1992	1993	1994	Total
Nuclear safety and environment	0	0	0	0	0
Restructuring state enterprises and private sector development	0.3	7.52	4	5	16.82
Public administration reform, social services and education	0.7	1	0	0	1.7
Agriculture	1.7	2.51	2	0	6.21
Energy	4.5	1.9	0	0	6.4
Transport	2.24	1	2	1.3	6.54
Policy advice	0	0.7	0	0	0.7
Telecommunications	0	0	0	0	0
Humanitarian aid	0	0	0	0	0
Other sectors	0	0	1	0.7	1.7
Total	9.44	14.63	9	7	40.07

Overview of Tacis funds committed for Georgia

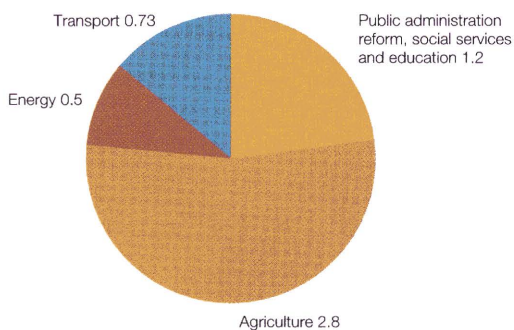
Funds committed from 1991 to 1994
ECU 28.23 million



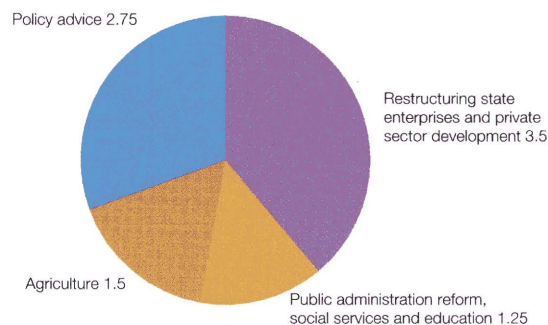
Funds allocated by sector 1991 to 1994
ECU 28.23 million




Funds allocated by sector 1991
ECU 5.23 million



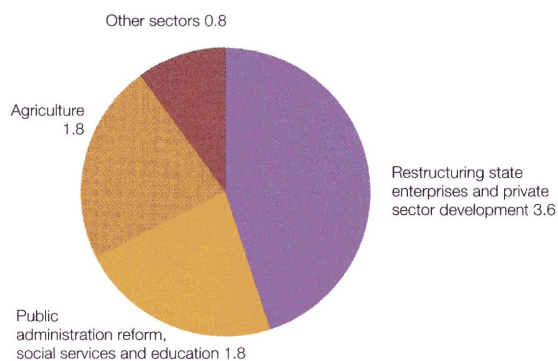
Funds allocated by sector 1992
ECU 9 million



Funds allocated by sector 1993
ECU 6 million

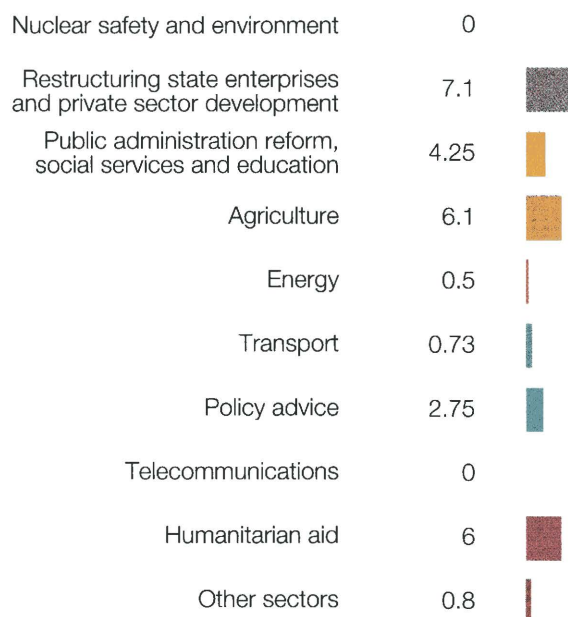


Funds allocated by sector 1994
ECU 8 million



Georgia

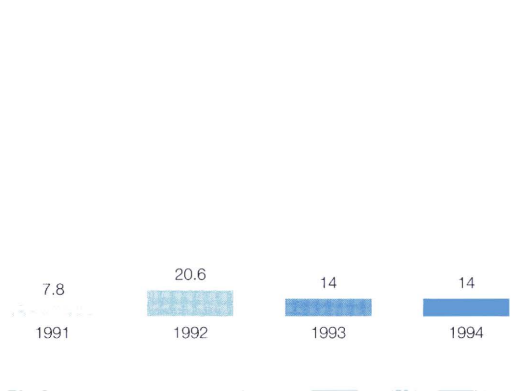
Funds allocated by sector 1991 to 1994 ECU 28.23 million



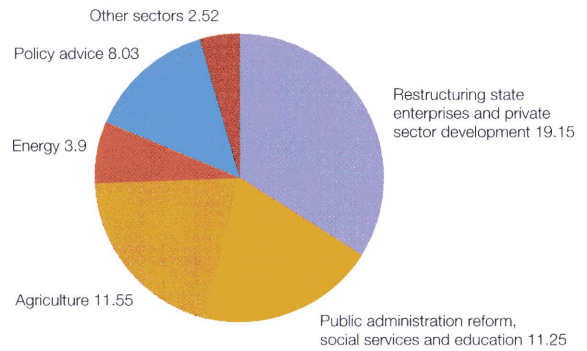
Funds allocated by sector each year	1991	1992	1993	1994	Total
Nuclear safety and environment	0	0	0	0	0
Restructuring state enterprises and private sector development	0	3.5	0	3.6	7.1
Public administration reform, social services and education	1.2	1.25	0	1.8	4.25
Agriculture	2.8	1.5	0	1.8	6.1
Energy	0.5	0	0	0	0.5
Transport	0.73	0	0	0	0.73
Policy advice	0	2.75	0	0	2.75
Telecommunications	0	0	0	0	0
Humanitarian aid	0	0	6	0	6
Other sectors	0	0	0	0.8	0.8
Total	5.23	9	6	8	28.23

Overview of Tacis funds committed for Kazakhstan

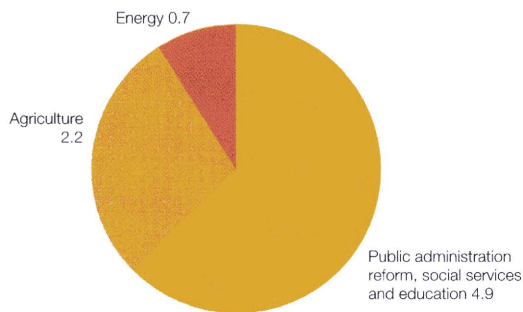
**Funds committed from 1991 to 1994
ECU 56.4 million**



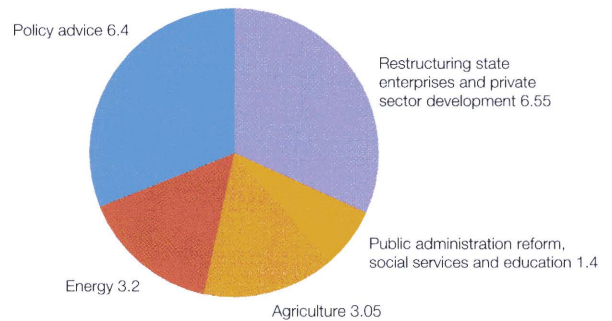
**Funds allocated by sector 1991 to 1994
ECU 56.4 million**



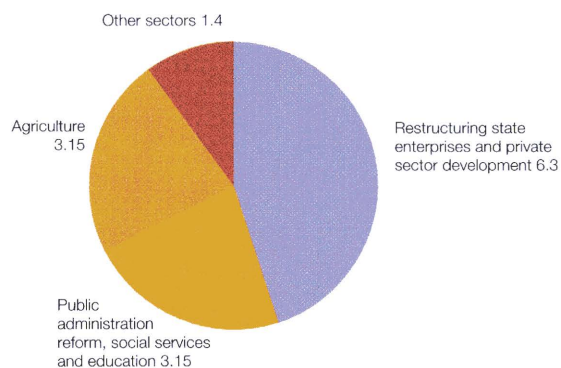
**Funds allocated by sector 1991
ECU 7.8 million**



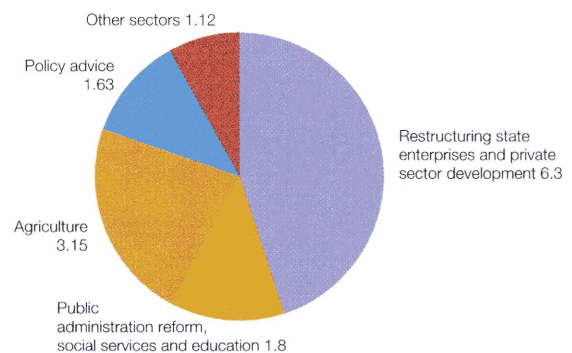
**Funds allocated by sector 1992
ECU 20.6 million**



**Funds allocated by sector 1993
ECU 14 million**

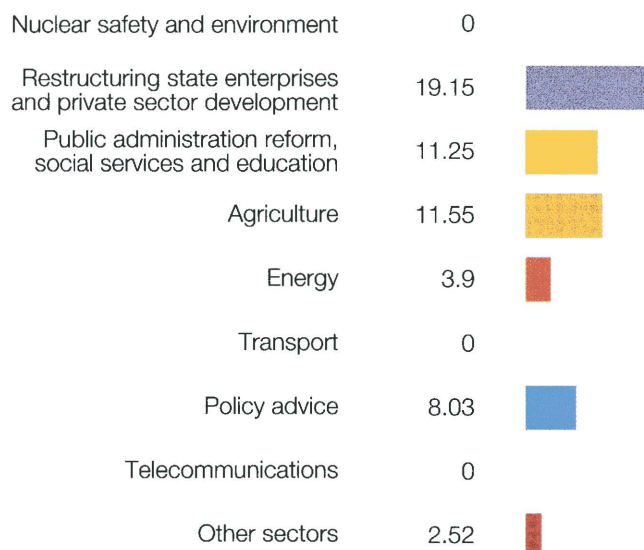


**Funds allocated by sector 1994
ECU 14 million**



Kazakhstan

Funds allocated by sector 1991 to 1994 ECU 56.4 million



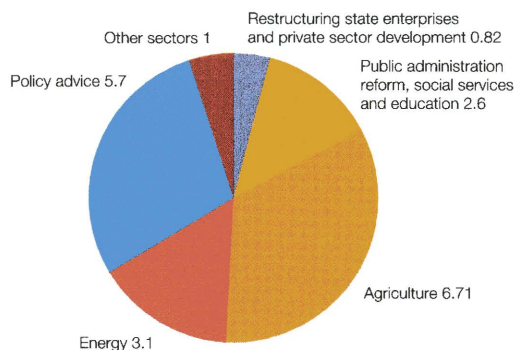
Funds allocated by sector each year	1991	1992	1993	1994	Total
Nuclear safety and environment	0	0	0	0	0
Restructuring state enterprises and private sector development	0	6.55	6.3	6.3	19.15
Public administration reform, social services and education	4.9	1.4	3.15	1.8	11.25
Agriculture	2.2	3.05	3.15	3.15	11.55
Energy	0.7	3.2	0	0	3.9
Transport	0	0	0	0	0
Policy advice	0	6.4	0	1.63	8.03
Telecommunications	0	0	0	0	0
Humanitarian aid	0	0	0	0	0
Other sectors	0	0	1.4	1.12	2.52
Total	7.8	20.6	14	14	56.4

Overview of Tacis funds committed for Kyrgyzstan


Funds committed from 1991 to 1994
ECU 19.93 million



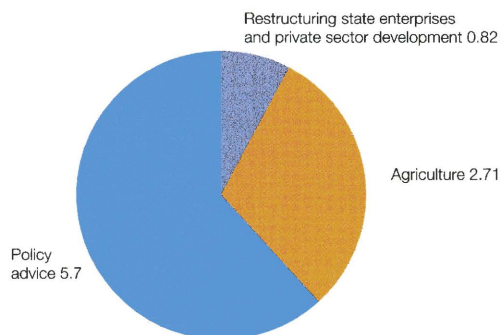
Funds allocated by sector 1991 to 1994
ECU 19.93 million



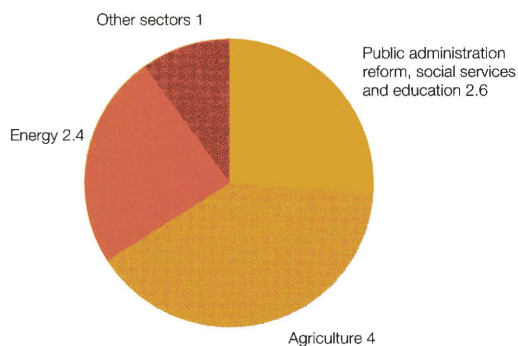
Funds allocated by sector 1991
ECU 0.7 million



Funds allocated by sector 1992
ECU 9.23 million



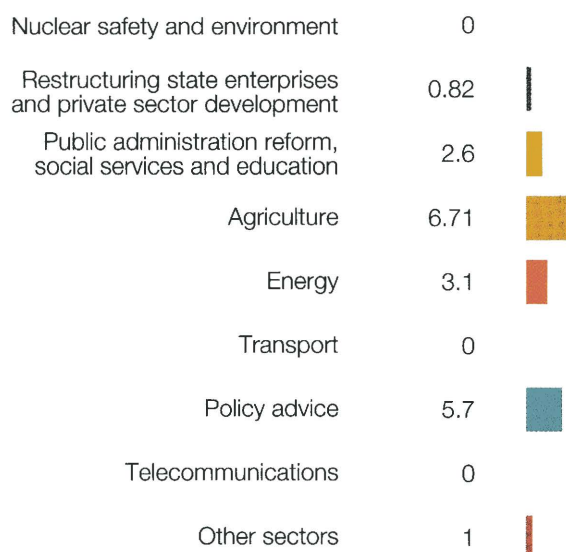
Funds allocated by sector 1993
ECU 10 million



Note: Kyrgyzstan did not receive funds under the 1994 budget

Kyrgyzstan

Funds allocated by sector 1991 to 1994 ECU 19.93 million



Funds allocated by sector each year	1991	1992	1993	1994*	Total
Nuclear safety and environment	0	0	0	-	0
Restructuring state enterprises and private sector development	0	0.82	0	-	0.82
Public administration reform, social services and education	0	0	2.6	-	2.6
Agriculture	0	2.71	4	-	6.71
Energy	0.7	0	2.4	-	3.1
Transport	0	0	0	-	0
Policy advice	0	5.7	0	-	5.7
Telecommunications	0	0	0	-	0
Humanitarian aid	0	0	0	-	0
Other sectors	0	0	1	-	1
Total	0.7	9.23	10	-	19.93

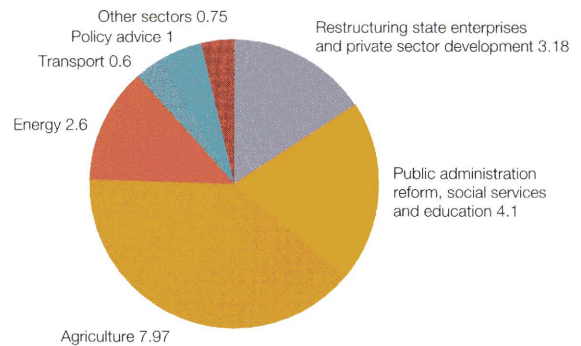
* Note: Kyrgyzstan did not receive funds under the 1994 budget

Overview of Tacis funds committed for Moldova

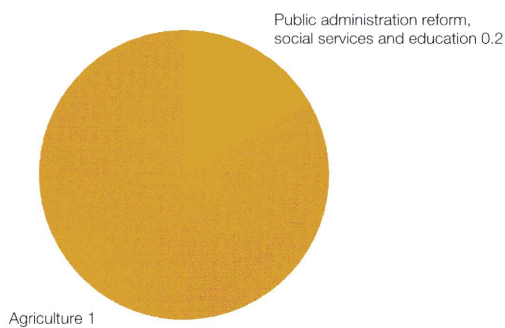
Funding from 1991 to 1994
ECU 20.2 million



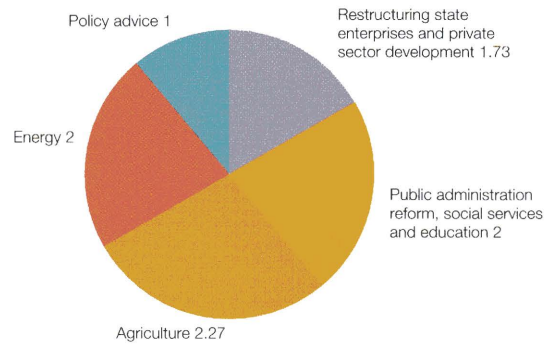
Funds allocated by sector 1991 to 1994
ECU 20.2 million



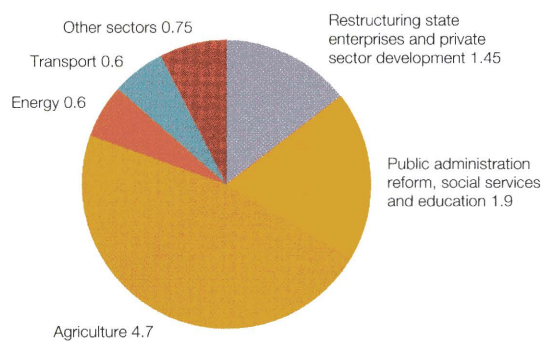
Funds allocated by sector 1991
ECU 1.2 million



Funds allocated by sector 1992
ECU 9 million



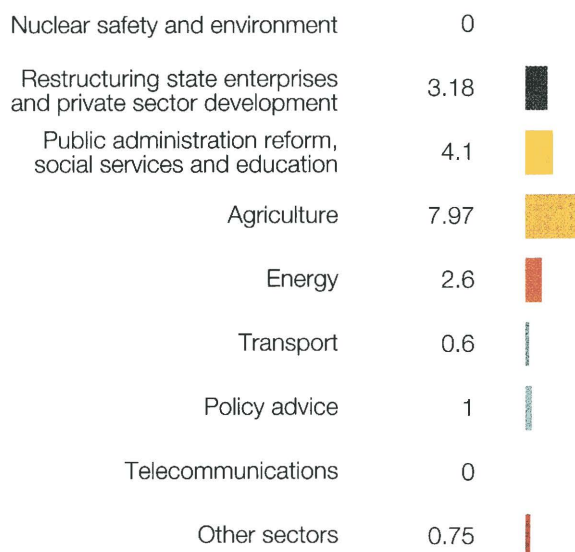
Funds allocated by sector 1994
ECU 10 million



Note: Moldova did not receive funds under the 1993 budget

Moldova

Funds allocated by sector 1991 to 1994 ECU 20.2 million



Funds allocated by sector each year	1991	1992	1993*	1994	Total
Nuclear safety and environment	0	0	-	0	0
Restructuring state enterprises and private sector development	0	1.73	-	1.45	3.18
Public administration reform, social services and education	0.2	2	-	1.9	4.1
Agriculture	1	2.27	-	4.7	7.97
Energy	0	2	-	0.6	2.6
Transport	0	0	-	0.6	0.6
Policy advice	0	1	-	0	1
Telecommunications	0	0	-	0	0
Humanitarian aid	0	0	-	0	0
Other sectors	0	0	-	0.75	0.75
Total	1.2	9	-	10	20.2

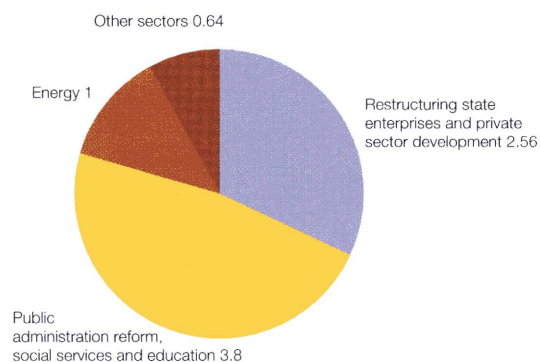
* Note: Moldova did not receive funds under the 1993 budget

Overview of Tacis funds committed for Mongolia

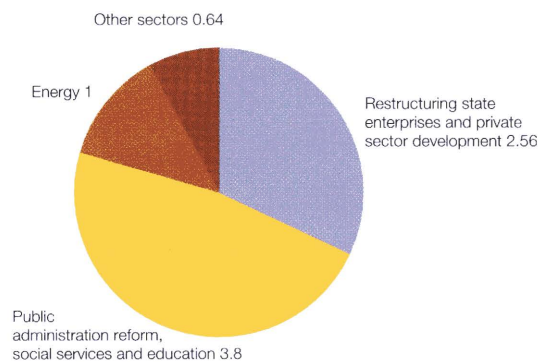
Funds committed from 1991 to 1994
ECU 8 million



Funds allocated by sector 1991 to 1994
ECU 8 million







Funds allocated by sector 1994
ECU 8 million



Mongolia

Funds allocated by sector 1991 to 1994 ECU 8 million

Nuclear safety and environment	0	
Restructuring state enterprises and private sector development	2.56	
Public administration reform, social services and education	3.8	
Agriculture	0	
Energy	1	
Transport	0	
Policy advice	0	
Telecommunications	0	
Other sectors	0.64	

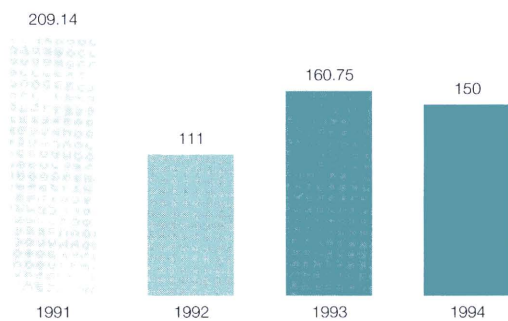
Note: since Mongolia became a Tacis partner country, in 1994, no funds were committed in previous years

Funds allocated by sector each year	1991*	1992*	1993*	1994	Total
Nuclear safety and environment	-	-	-	0	0
Restructuring state enterprises and private sector development	-	-	-	2.56	2.56
Public administration reform, social services and education	-	-	-	3.8	3.8
Agriculture	-	-	-	0	0
Energy	-	-	-	1	1
Transport	-	-	-	0	0
Policy advice	-	-	-	0	0
Telecommunications	-	-	-	0	0
Humanitarian aid	-	-	-	0	0
Other sectors	-	-	-	0.64	0.64
Total	-	-	-	8	8

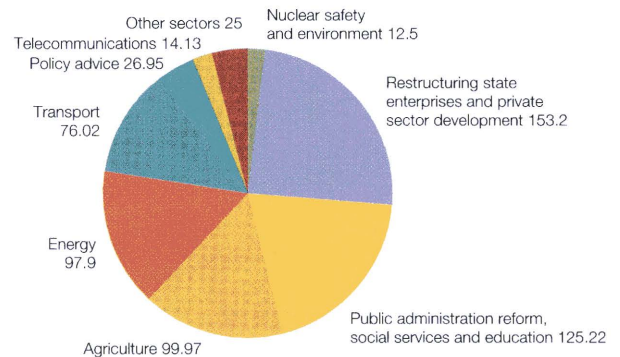
* Note: Mongolia did not receive funds under the 1991 to 1993 budgets

Overview of Tacis funds committed for Russia

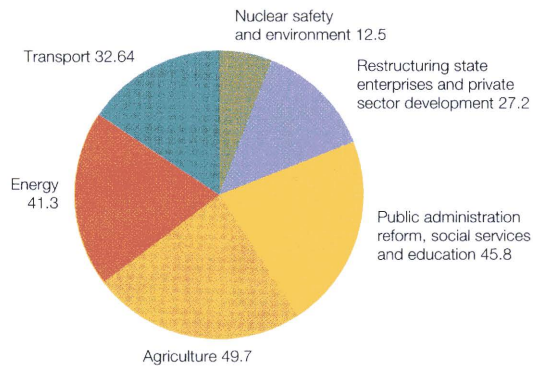
Funds committed from 1991 to 1994
ECU 630.89 million



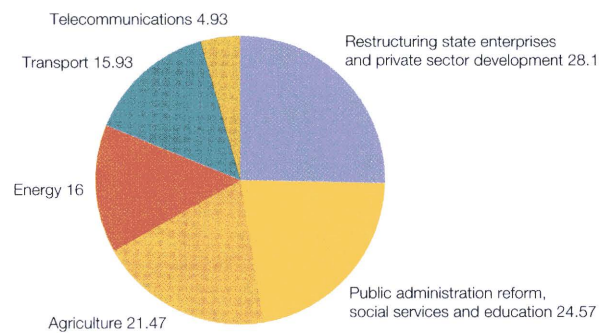
Funds allocated by sector 1991 to 1994
ECU 630.89 million



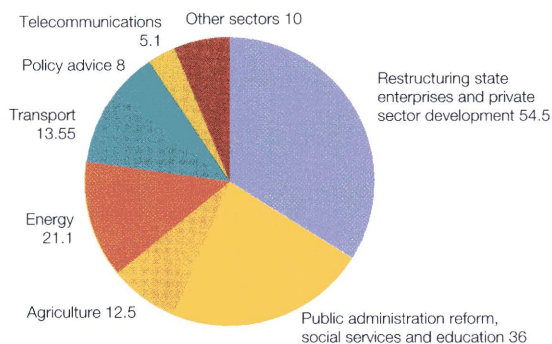
Funds allocated by sector 1991
ECU 209.14 million



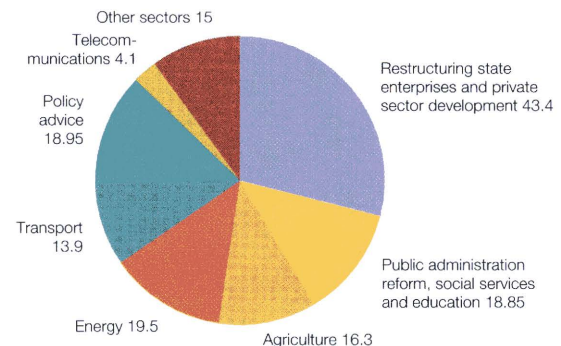
Funds allocated by sector 1992
ECU 111 million



Funds allocated by sector 1993
ECU 160.75 million

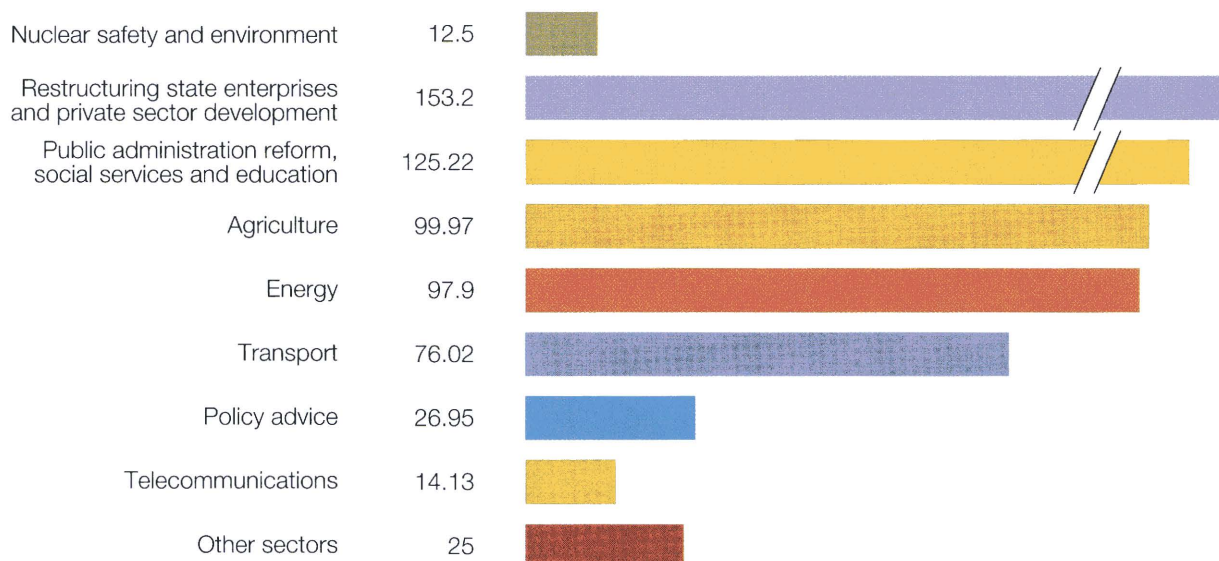


Funds allocated by sector 1994
ECU 150 million



Russia

Funds allocated by sector 1991 to 1994 ECU 630.89 million



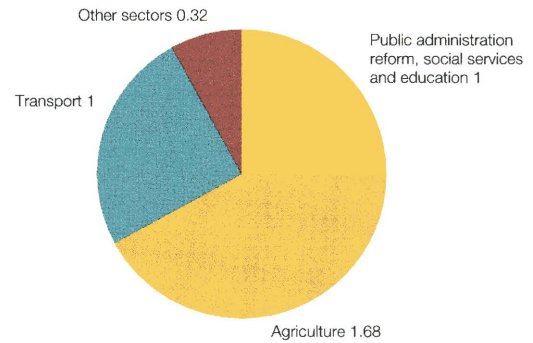
Funds allocated by sector each year	1991	1992	1993	1994	Total
Nuclear safety and environment	12.5	0	0	0	12.5
Restructuring state enterprises and private sector development	27.2	28.1	54.5	43.4	153.2
Public administration reform, social services and education	45.8	24.57	36	18.85	125.22
Agriculture	49.7	21.47	12.5	16.3	99.97
Energy	41.3	16	21.1	19.5	97.9
Transport	32.64	15.93	13.55	13.9	76.02
Policy advice	0	0	8	18.95	26.95
Telecommunications	0	4.93	5.1	4.1	14.13
Humanitarian aid	0	0	0	0	0
Other sectors	0	0	10	15	25
Total	209.14	111	160.75	150	630.89

Overview of Tacis funds committed for Tajikistan

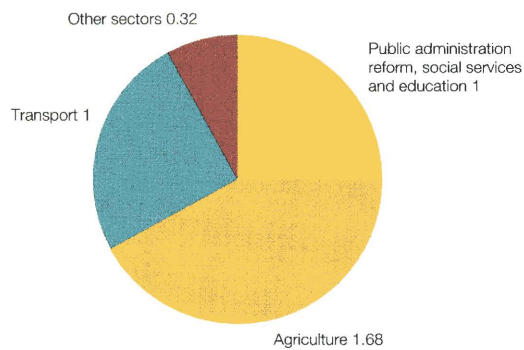
Funds committed from 1991 to 1994
ECU 4 million



Funds allocated by sector 1991 to 1994
ECU 4 million







Funds allocated by sector 1994
ECU 4 million



Note: Tajikistan did not receive funds under the 1991, 1992 or 1993 budgets

Tajikistan

Funds allocated by sector 1991 to 1994 ECU 4 million

Nuclear safety and environment	0	
Restructuring state enterprises and private sector development	0	
Public administration reform, social services and education	1	
Agriculture	1.68	
Energy	0	
Transport	1	
Policy advice	0	
Telecommunications	0	
Other sectors	0.32	

Funds allocated by sector each year	1991*	1992*	1993*	1994	Total
Nuclear safety and environment	-	-	-	0	0
Restructuring state enterprises and private sector development	-	-	-	0	0
Public administration reform, social services and education	-	-	-	1	1
Agriculture	-	-	-	1.68	1.68
Energy	-	-	-	0	0
Transport	-	-	-	1	1
Policy advice	-	-	-	0	0
Telecommunications	-	-	-	0	0
Humanitarian aid	-	-	-	0	0
Other sectors	-	-	-	0.32	0.32
Total	-	-	-	4	4

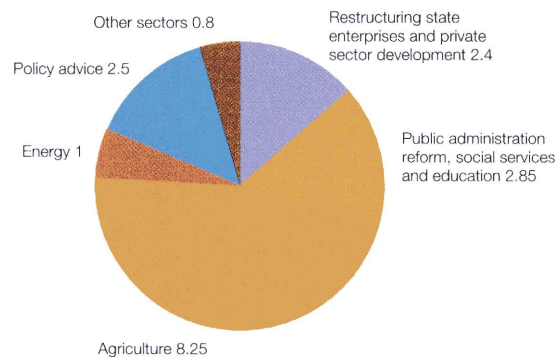
* Note: Tajikistan did not receive funds under the 1991, 1992 or 1993 budgets

Overview of Tacis funds committed for Turkmenistan


Funds committed from 1991 to 1994
ECU 17.8 million



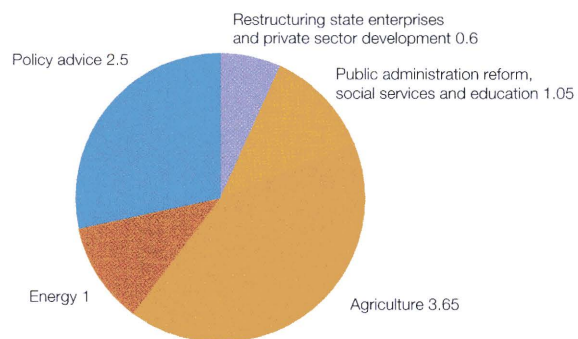
Funds allocated by sector 1991 to 1994
ECU 17.8 million



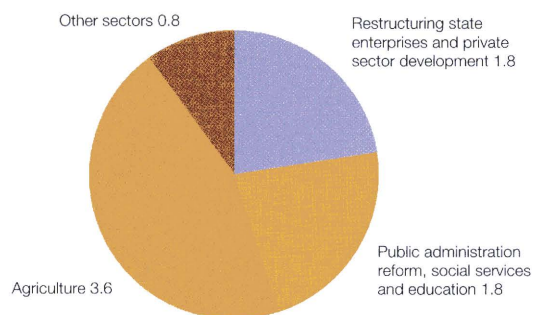
Funds allocated by sector 1991
ECU 1 million



Funds allocated by sector 1992
ECU 8.8 million



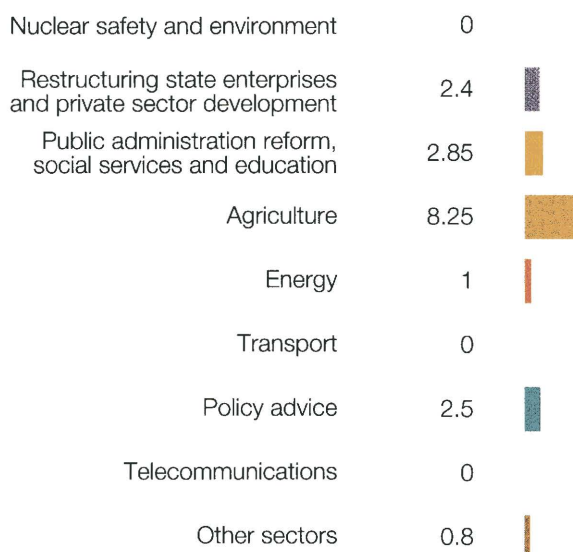
Funds allocated by sector 1994
ECU 8 million



Note: Turkmenistan did not receive funds under the 1993 budget

Turkmenistan

Funds allocated by sector 1991 to 1994 ECU 17.8 million

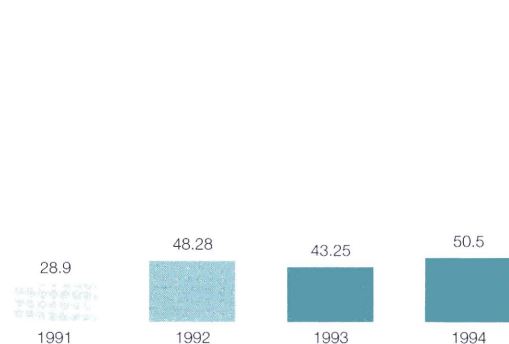


Funds allocated by sector each year	1991	1992	1993*	1994	Total
Nuclear safety and environment	0	0	-	0	0
Restructuring state enterprises and private sector development	0	0.6	-	1.8	2.4
Public administration reform, social services and education	0	1.05	-	1.8	2.85
Agriculture	1	3.65	-	3.6	8.25
Energy	0	1	-	0	1
Transport	0	0	-	0	0
Policy advice	0	2.5	-	0	2.5
Telecommunications	0	0	-	0	0
Humanitarian aid	0	0	-	0	0
Other sectors	0	0	-	0.8	0.8
Total	1	8.8	-	8	17.8

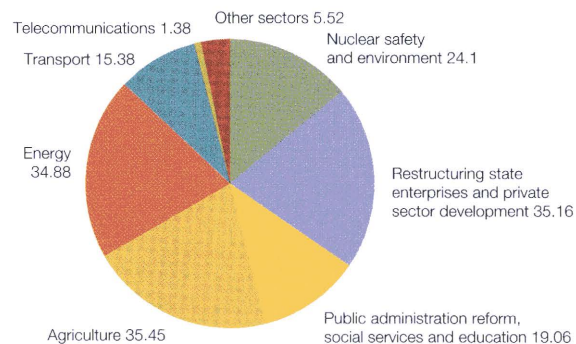
* Note: Turkmenistan did not receive funds under the 1993 budget

Overview of Tacis funds committed for Ukraine

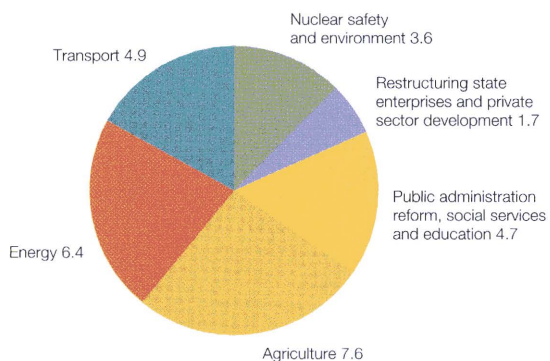
Funds committed from 1991 to 1994
ECU 170.93 million



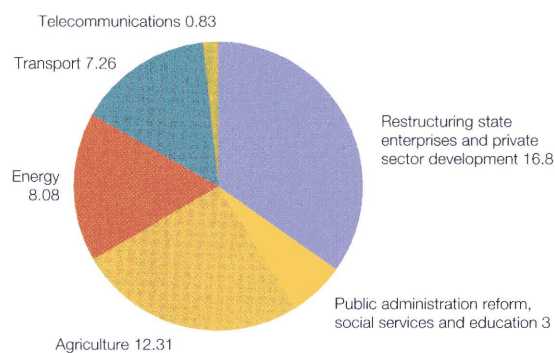
Funds allocated by sector 1991 to 1994
ECU 170.93 million



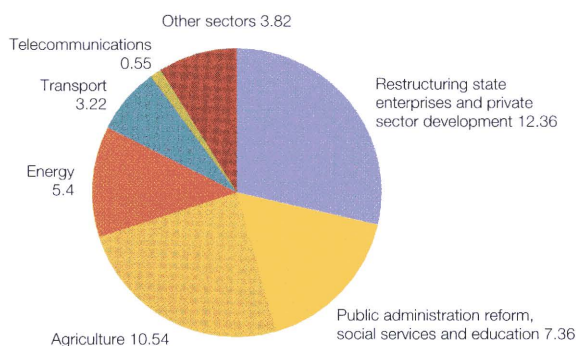
Funds allocated by sector 1991
ECU 28.9 million



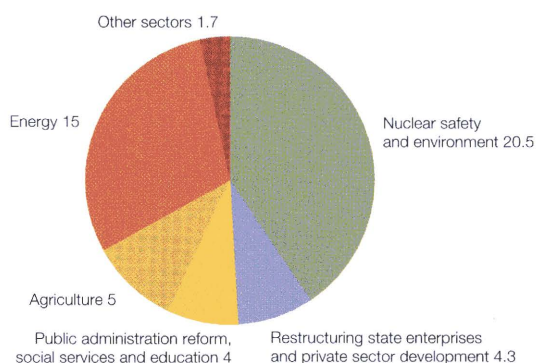
Funds allocated by sector 1992
ECU 48.28 million



Funds allocated by sector 1993
ECU 43.25 million

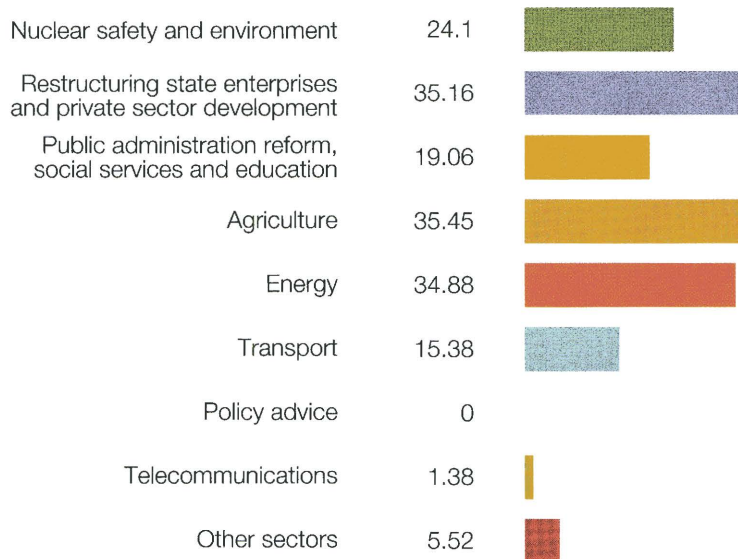


Funds allocated by sector 1994
ECU 50.5 million



Ukraine

Funds allocated by sector 1991 to 1994 ECU 170.93 million



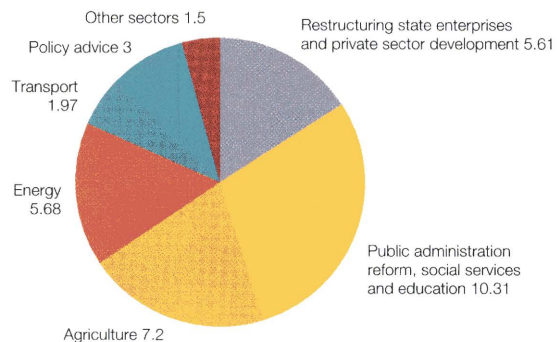
Funds allocated by sector each year	1991	1992	1993	1994	Total
Nuclear safety and environment	3.6	0	0	20.5	24.1
Restructuring state enterprises and private sector development	1.7	16.8	12.36	4.3	35.16
Public administration reform, social services and education	4.7	3	7.36	4	19.06
Agriculture	7.6	12.31	10.54	5	35.45
Energy	6.4	8.08	5.4	15	34.88
Transport	4.9	7.26	3.22	0	15.38
Policy advice	0	0	0	0	0
Telecommunications	0	0.83	0.55	0	1.38
Humanitarian aid	0	0	0	0	0
Other sectors	0	0	3.82	1.7	5.52
Total	28.9	48.28	43.25	50.5	170.93

Overview of Tacis funds committed for Uzbekistan

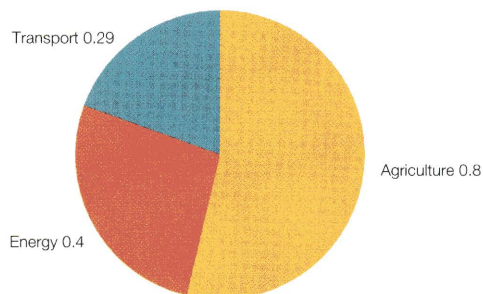
Funds committed from 1991 to 1994
ECU 35.27 million



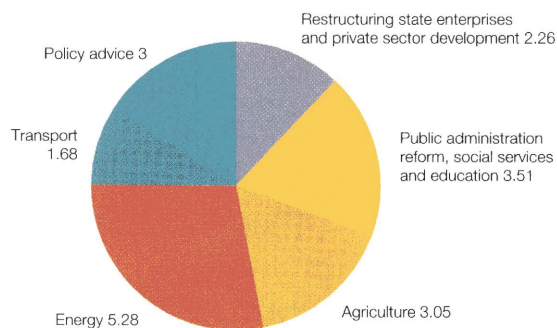
Funds allocated by sector 1991 to 1994
ECU 35.27 million



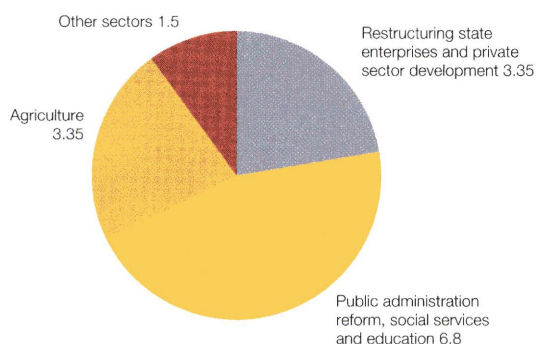
Funds allocated by sector 1991
ECU 1.49 million



Funds allocated by sector 1992
ECU 18.78 million



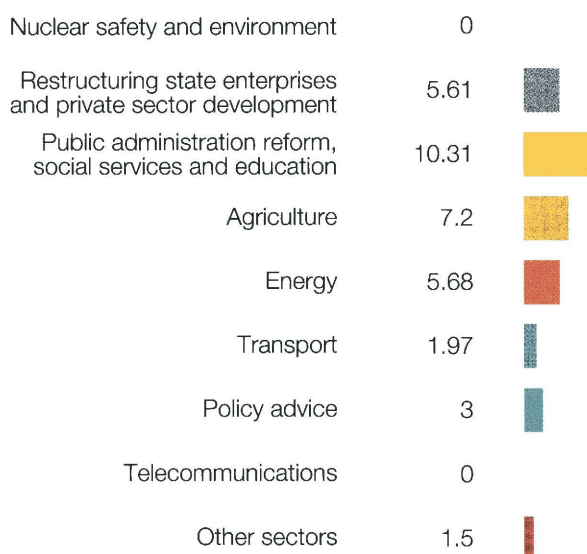
Funds allocated by sector 1994
ECU 15 million



Note: Uzbekistan did not receive funds under the 1993 budget

Uzbekistan

Funds allocated by sector 1991 to 1994 ECU 35.27 million

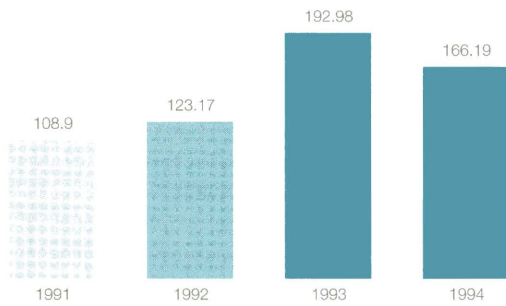


Funds allocated by sector each year	1991	1992	1993*	1994	Total
Nuclear safety and environment	0	0	-	0	0
Restructuring state enterprises and private sector development	0	2.26	-	3.35	5.61
Public administration reform, social services and education	0	3.51	-	6.8	10.31
Agriculture	0.8	3.05	-	3.35	7.2
Energy	0.4	5.28	-	0	5.68
Transport	0.29	1.68	-	0	1.97
Policy advice	0	3	-	0	3
Telecommunications	0	0	-	0	0
Humanitarian aid	0	0	-	0	0
Other sectors	0	0	-	1.5	1.5
Total	1.49	18.78	-	15	35.27

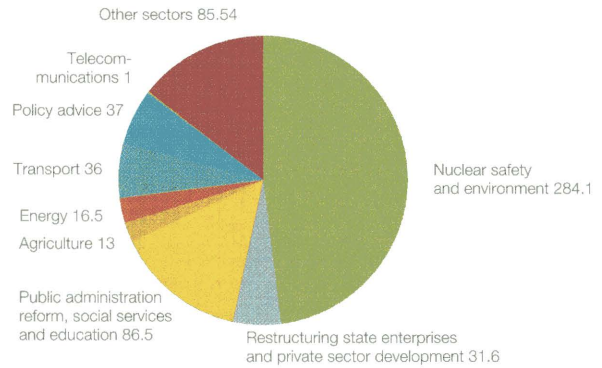
* Note: Uzbekistan did not receive funds under the 1993 budget

Overview of Tacis funds committed for multi-country programmes

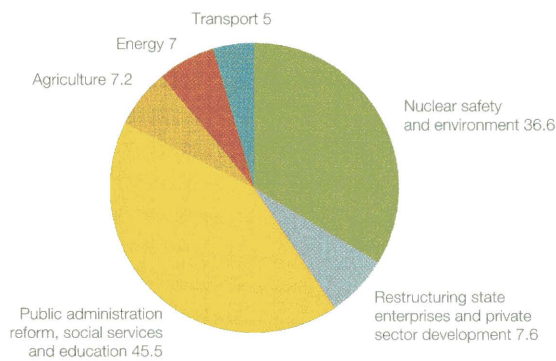
Funds committed from 1991 to 1994
ECU 591.24 million



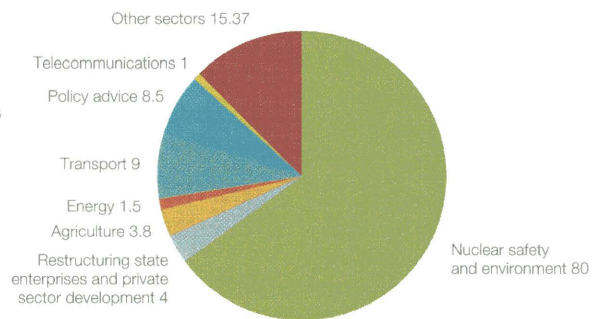
Funds allocated by sector 1991 to 1994
ECU 591.24 million



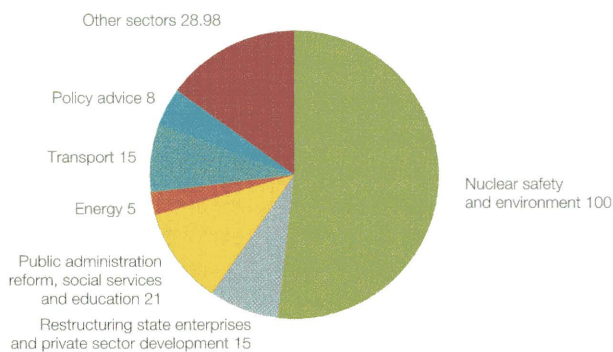
Funds allocated by sector 1991
ECU 108.9 million



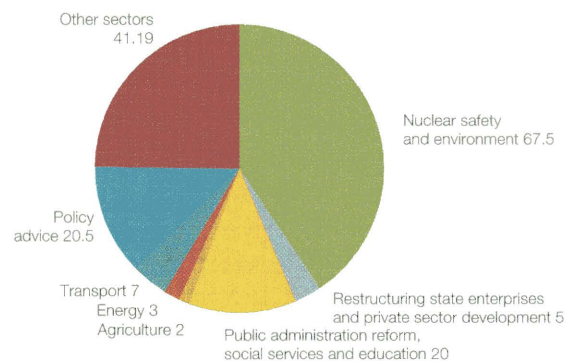
Funds allocated by sector 1992
ECU 123.17 million



Funds allocated by sector 1993
ECU 192.98 million

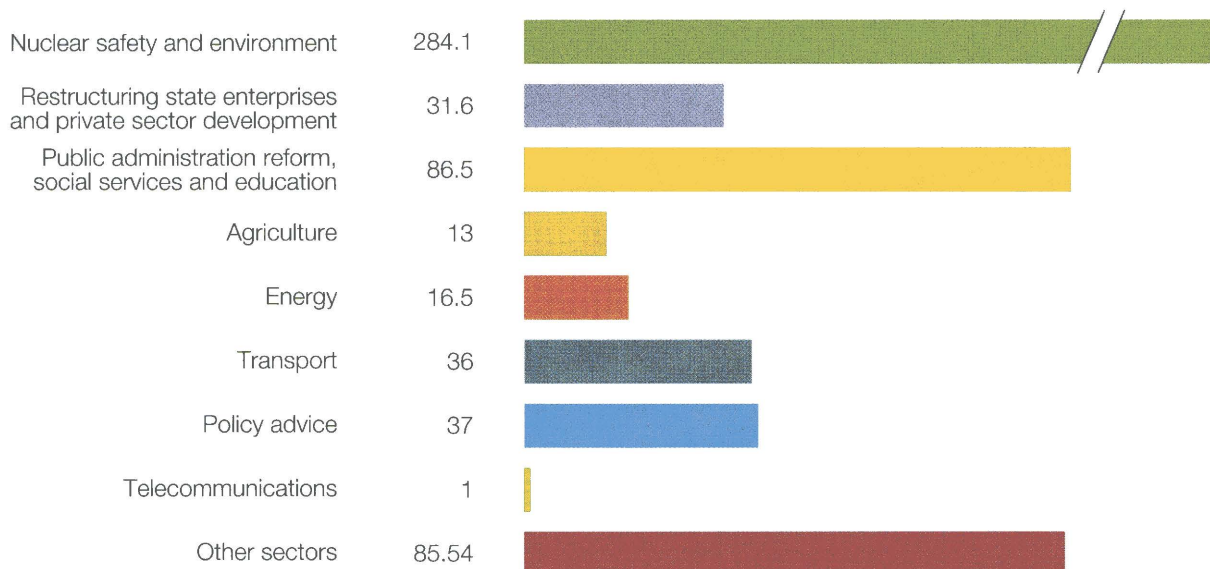


Funds allocated by sector 1994
ECU 166.19 million



Multi-country programmes

Funds allocated by sector 1991 to 1994 ECU 591.24 million

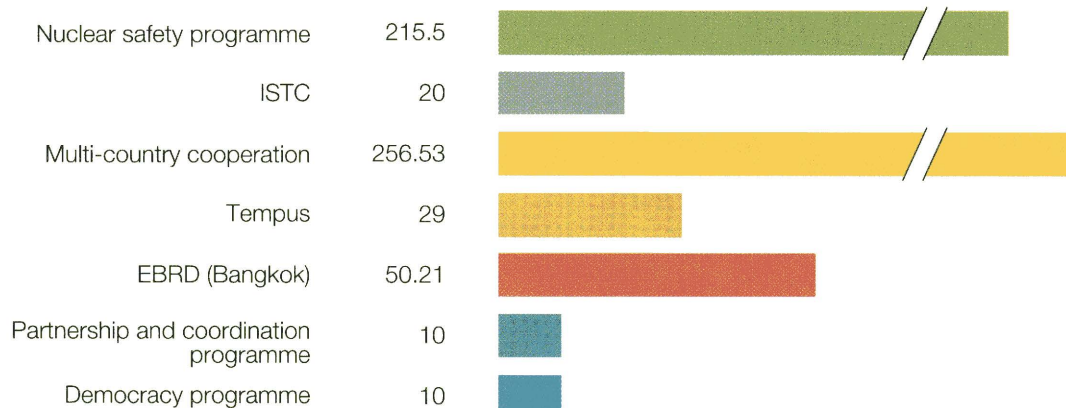


Funds allocated by sector each year	1991	1992	1993	1994	Total
Nuclear safety and environment	36.6	80	100	67.5	284.1
Restructuring state enterprises and private sector development	7.6	4	15	5	31.6
Public administration reform, social services and education	45.5	0	21	20	86.5
Agriculture	7.2	3.8	0	2	13
Energy	7	1.5	5	3	16.5
Transport	5	9	15	7	36
Policy advice	0	8.5	8	20.5	37
Telecommunications	0	1	0	0	1
Humanitarian aid	0	0	0	0	0
Other sectors	0	15.37	28.98	41.19	85.54
Total	108.9	123.17	192.98	166.19	591.24

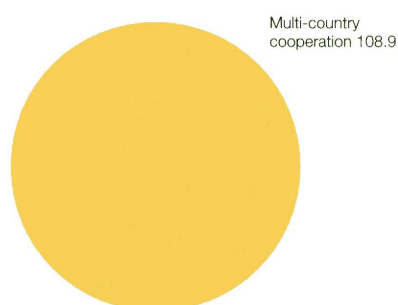
Funds committed by sub-programmes

Funds committed for multi-country programmes are allocated to 7 sub-programmes. This section gives the detailed breakdown of funds allocated each year to these sub-programmes.

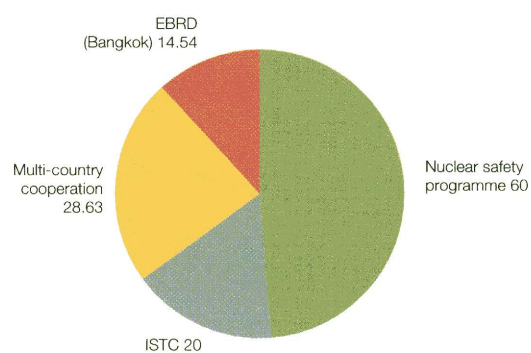
Funds committed by sub-programmes from 1991 to 1994 ECU 591.24 million



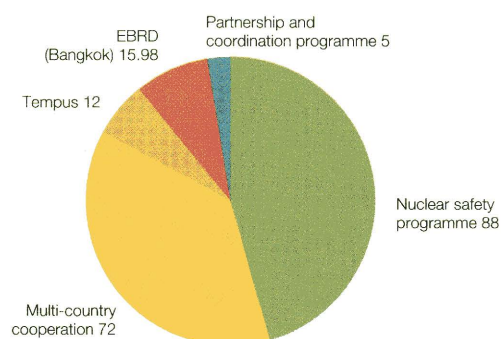
Funds allocated by sub-programmes 1991 ECU 108.9 million



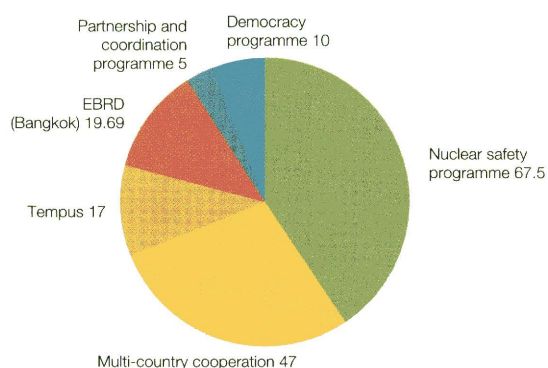
Funds allocated by sub-programmes 1992 ECU 123.17 million



Funds allocated by sub-programmes 1993 ECU 192.98 million



Funds allocated by sub-programmes 1994 ECU 166.19 million



Multi-country sub-programmes

Funds allocated by sector each year	1991	1992	1993	1994	Total
Nuclear safety programme	0	60	88	67.5	215.5
ISTC	0	20	0	0	20
Multi-country cooperation	108.9	28.63	72	47	256.53
Tempus	0	0	12	17	29
EBRD (Bangkok)	0	14.54	15.98	19.69	50.21
Partnership and coordination programme	0	0	5	5	10
Democracy programme	0	0	0	10	10
Total	108.9	123.17	192.98	166.19	591.24

Section 5

Tacis funds allocated by sector

- 5.1 Introduction
- 5.2 Tacis funds allocated by sector
- 5.3 Agriculture
- 5.4 Energy
- 5.5 Nuclear safety and environment
- 5.6 Policy advice
- 5.7 Public administration reform,
social services and education
- 5.8 Restructuring state enterprises
and private sector development
- 5.9 Telecommunications
- 5.10 Transport
- 5.11 Other sectors

Introduction

This section contains a detailed breakdown of how Tacis funds allocated to each sector have been committed to various countries.

The section begins with an overview of the total funds committed under each year of the Tacis Programme and a breakdown of how much has been allocated to each sector (section 5.2).

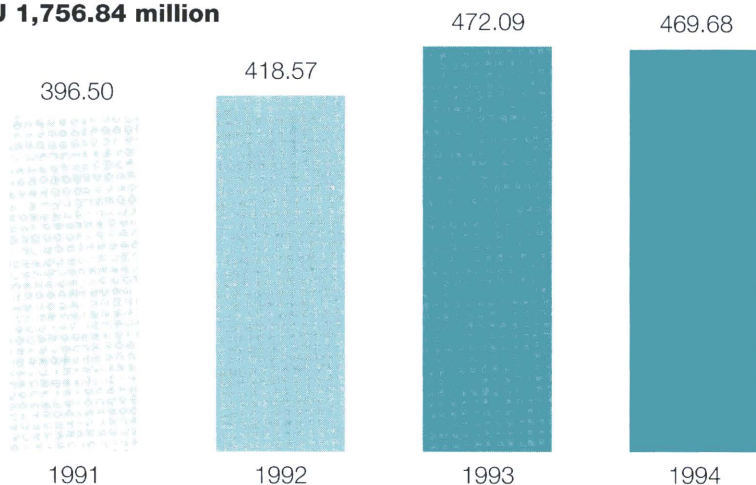
Then, for each sector, the following information is given (sections 5.3 to 5.11):

- an overview of total funds allocated by year
- an overview of how total funds allocated have been committed by country
- for each year, a breakdown of how funds allocated in that year have been committed by country. This information is shown in two ways - first as a pie chart for ease of comparison of year to year, and then as a bar chart and a table for ease of reference to figures for any one year.

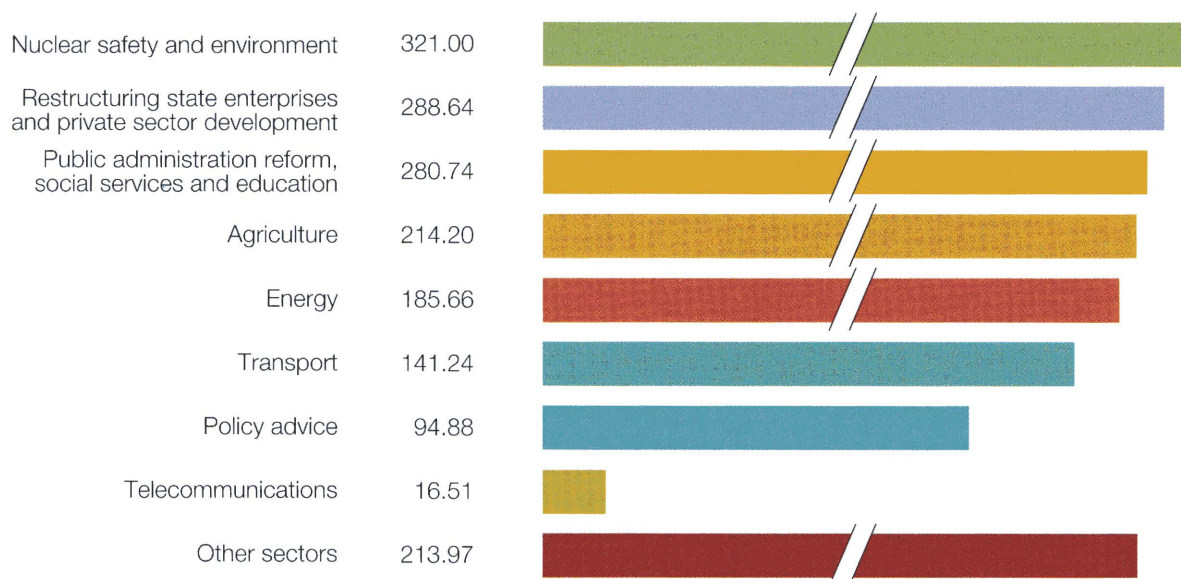
Note: The figures in this section all refer to funds which have been allocated by sector. They may therefore vary slightly from figures which refer to the initial budgets for countries or sectors.

Tacis funds allocated by sector

Tacis funds committed from 1991 to 1994
ECU 1,756.84 million

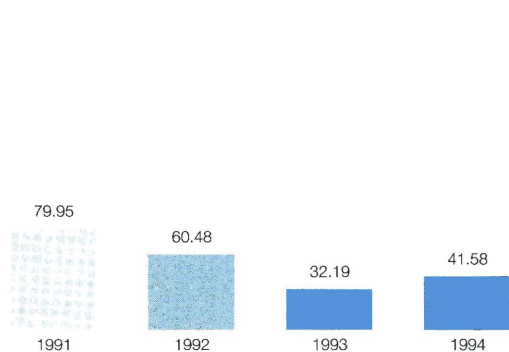


Tacis funds allocated by sector 1991 to 1994
ECU 1,756.84 million

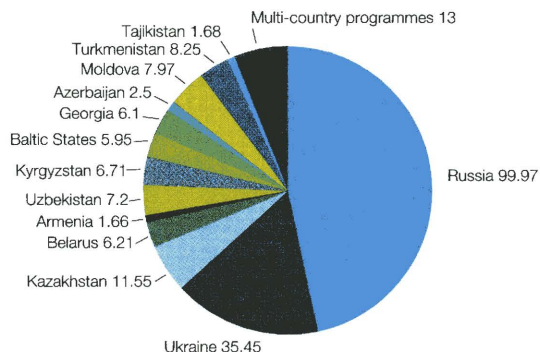


Overview of Tacis funds allocated for agriculture

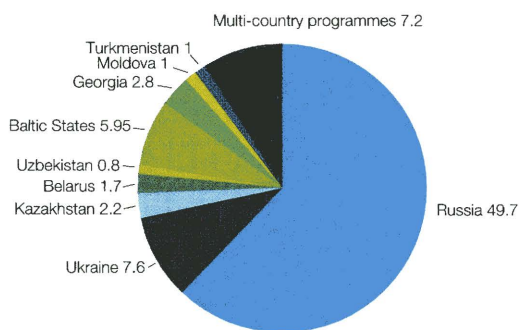
**Funds allocated from 1991 to 1994
ECU 214.2 million**



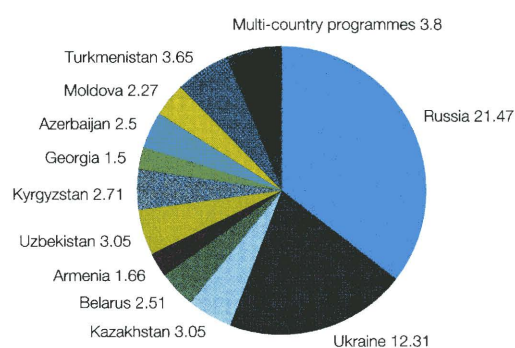
**Funds committed by country 1991 to 1994
ECU 214.2 million**



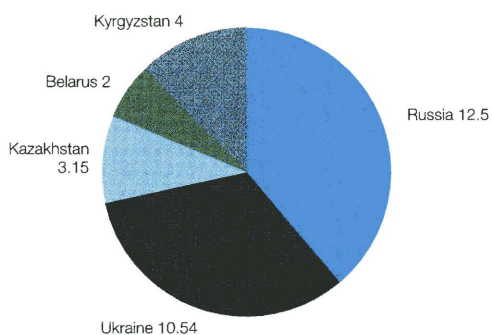
**Funds committed by country 1991
ECU 79.95 million**



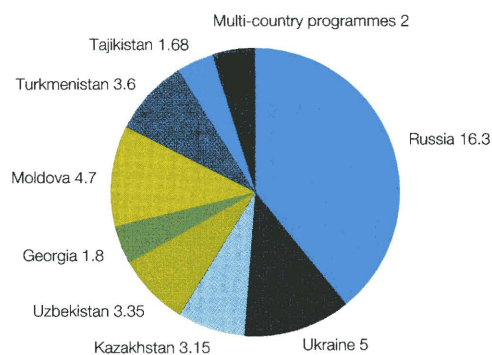
**Funds committed by country 1992
ECU 60.48 million**



**Funds committed by country 1993
ECU 32.19 million**

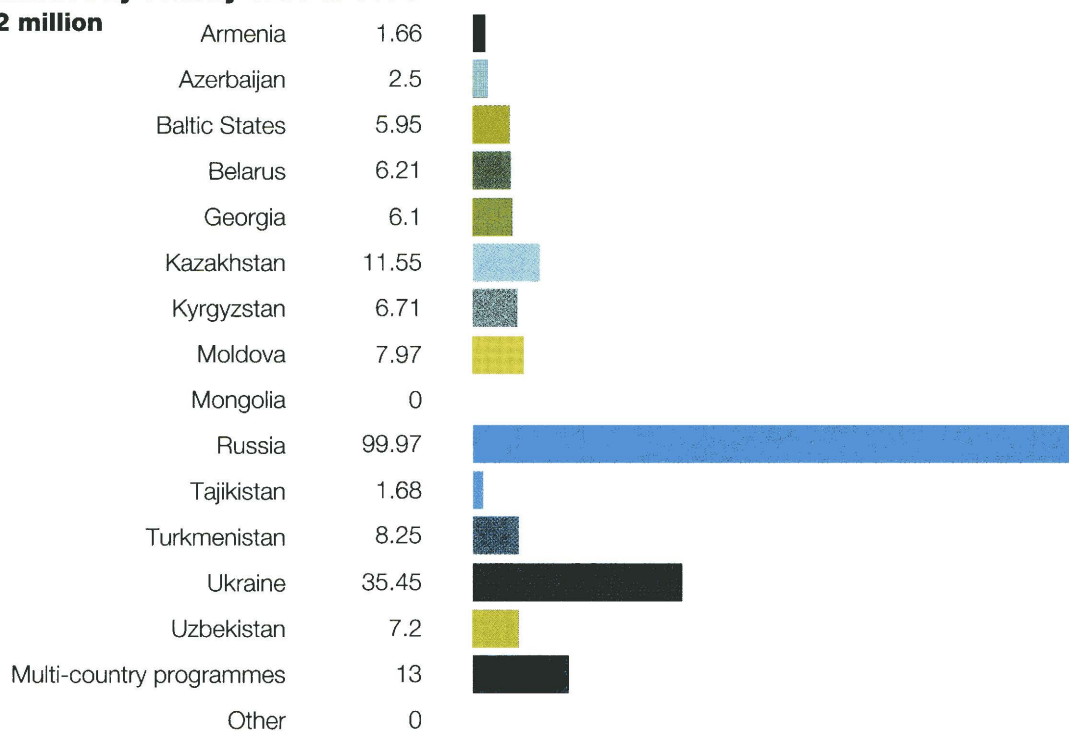


**Funds committed by country 1994
ECU 41.58 million**



Agriculture

Funds committed by country 1991 to 1994 ECU 214.2 million

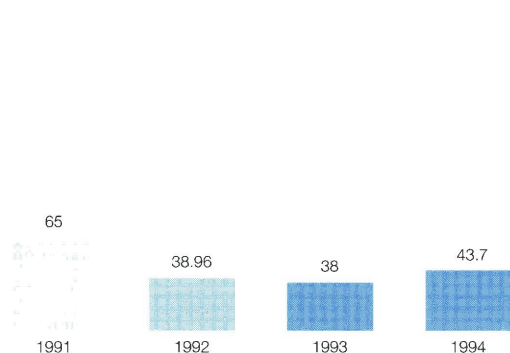


Funds committed by country each year

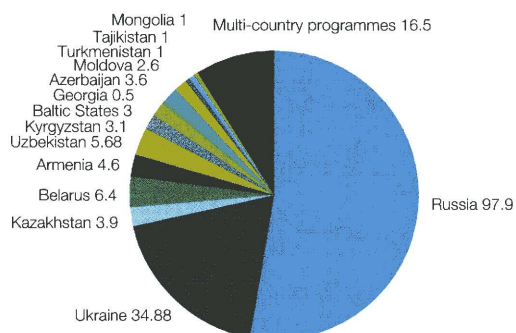
	1991	1992	1993	1994	Total
Armenia	0	1.66	0	0	1.66
Azerbaijan	0	2.5	0	0	2.5
Baltic States	5.95	-	-	-	5.95
Belarus	1.7	2.51	2	0	6.21
Georgia	2.8	1.5	0	1.8	6.1
Kazakhstan	2.2	3.05	3.15	3.15	11.55
Kyrgyzstan	0	2.71	4	0	6.71
Moldova	1	2.27	0	4.7	7.97
Mongolia	-	-	-	0	0
Russia	49.7	21.47	12.5	16.3	99.97
Tajikistan	0	0	0	1.68	1.68
Turkmenistan	1	3.65	0	3.6	8.25
Ukraine	7.6	12.31	10.54	5	35.45
Uzbekistan	0.8	3.05	0	3.35	7.2
Multi-country programmes	7.2	3.8	0	2	13
Other	0	0	0	0	0
Total	79.95	60.48	32.19	41.58	214.2

Overview of Tacis funds allocated for energy

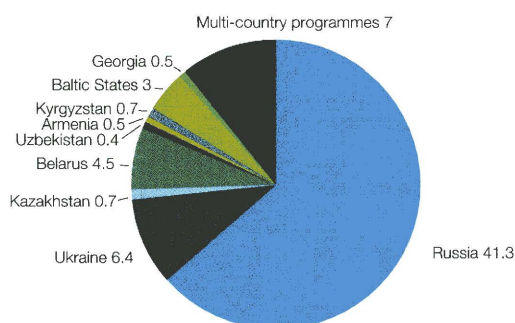
Funds allocated from 1991 to 1994
ECU 185.66 million



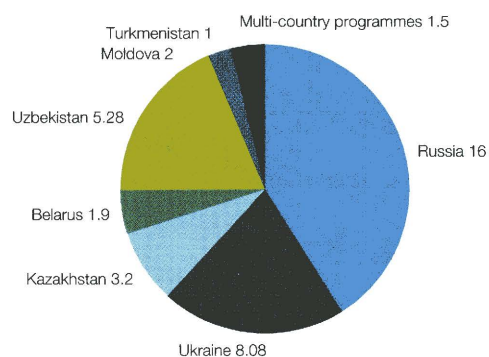
Funds committed by country 1991 to 1994
ECU 185.66 million



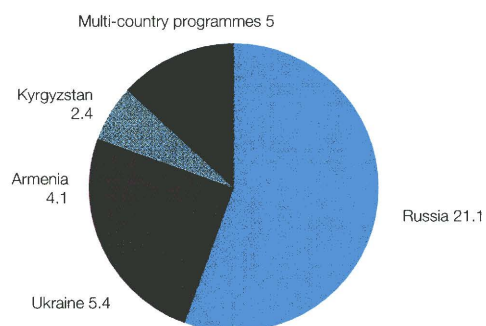
Funds committed by country 1991
ECU 65 million



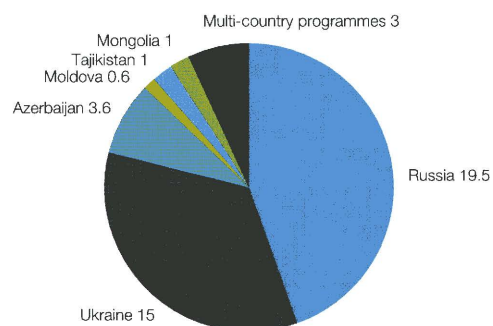
Funds committed by country 1992
ECU 38.96 million



Funds committed by country 1993
ECU 38 million

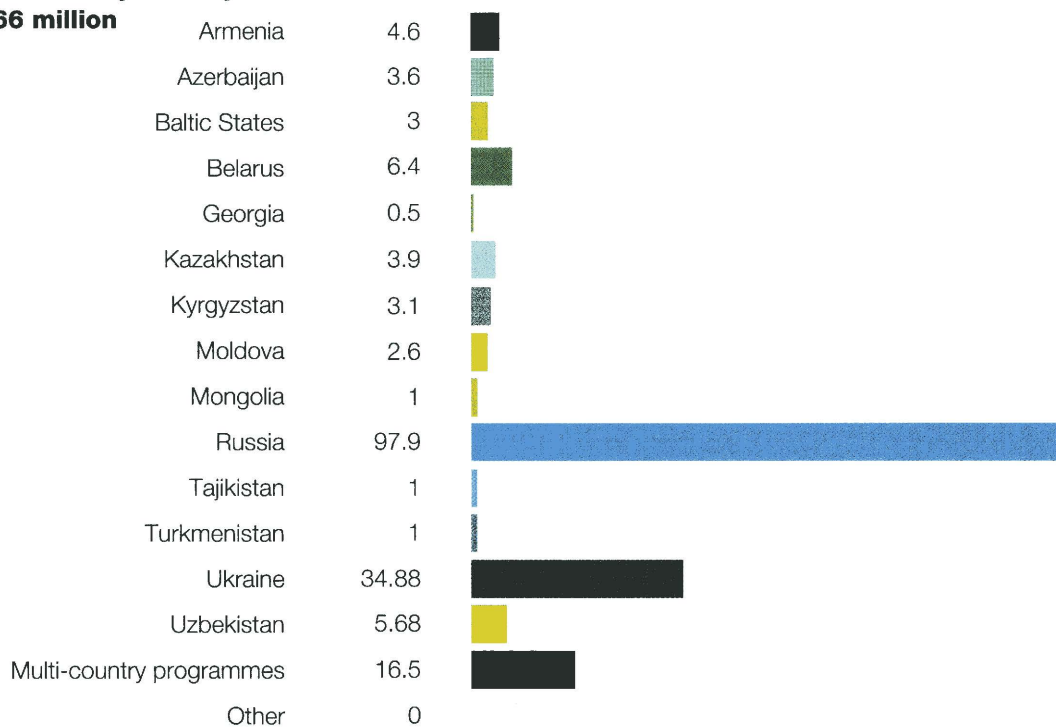


Funds committed by country 1994
ECU 43.7 million



Energy

Funds committed by country 1991 to 1994 ECU 185.66 million

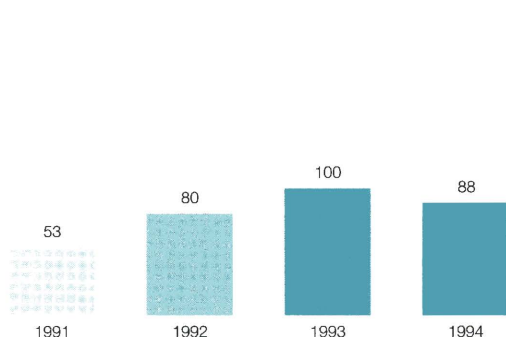


Funds committed by country each year

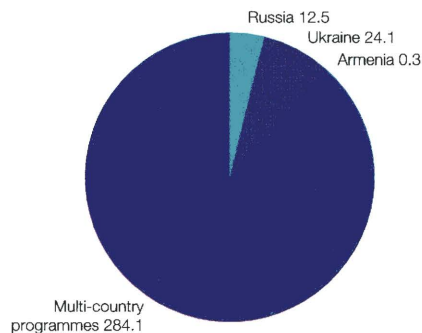
	1991	1992	1993	1994	Total
Armenia	0.5	0	4.1	0	4.6
Azerbaijan	0	0	0	3.6	3.6
Baltic States	3	0	0	0	3
Belarus	4.5	1.9	0	0	6.4
Georgia	0.5	0	0	0	0.5
Kazakhstan	0.7	3.2	0	0	3.9
Kyrgyzstan	0.7	0	2.4	0	3.1
Moldova	0	2	0	0.6	2.6
Mongolia	0	0	0	1	1
Russia	41.3	16	21.1	19.5	97.9
Tajikistan	0	0	0	1	1
Turkmenistan	0	1	0	0	1
Ukraine	6.4	8.08	5.4	15	34.88
Uzbekistan	0.4	5.28	0	0	5.68
Multi-country programmes	7	1.5	5	3	16.5
Other	0	0	0	0	0
Total	65	38.96	38	43.7	185.66

Overview of Tacis funds allocated for nuclear safety and environment

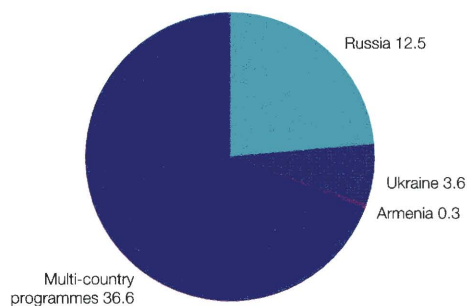
**Funds allocated from 1991 to 1994
ECU 321 million**



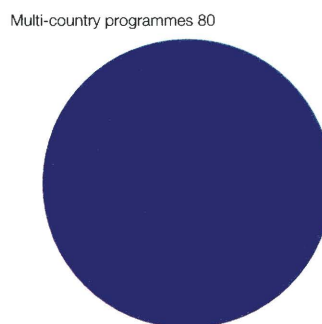
**Funds committed by country 1991 to 1994
ECU 321 million**



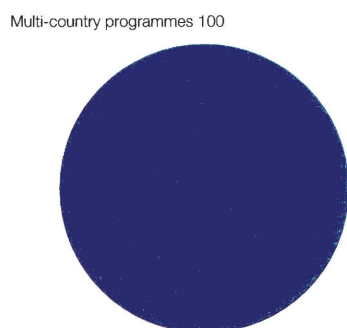
**Funds committed by country 1991
ECU 53 million**



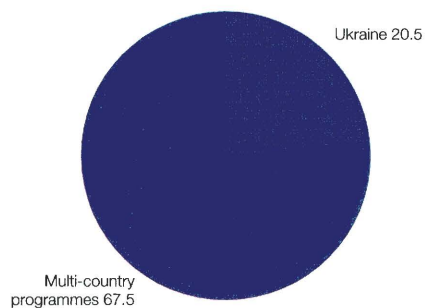
**Funds committed by country 1992
ECU 80 million**



**Funds committed by country 1993
ECU 100 million**



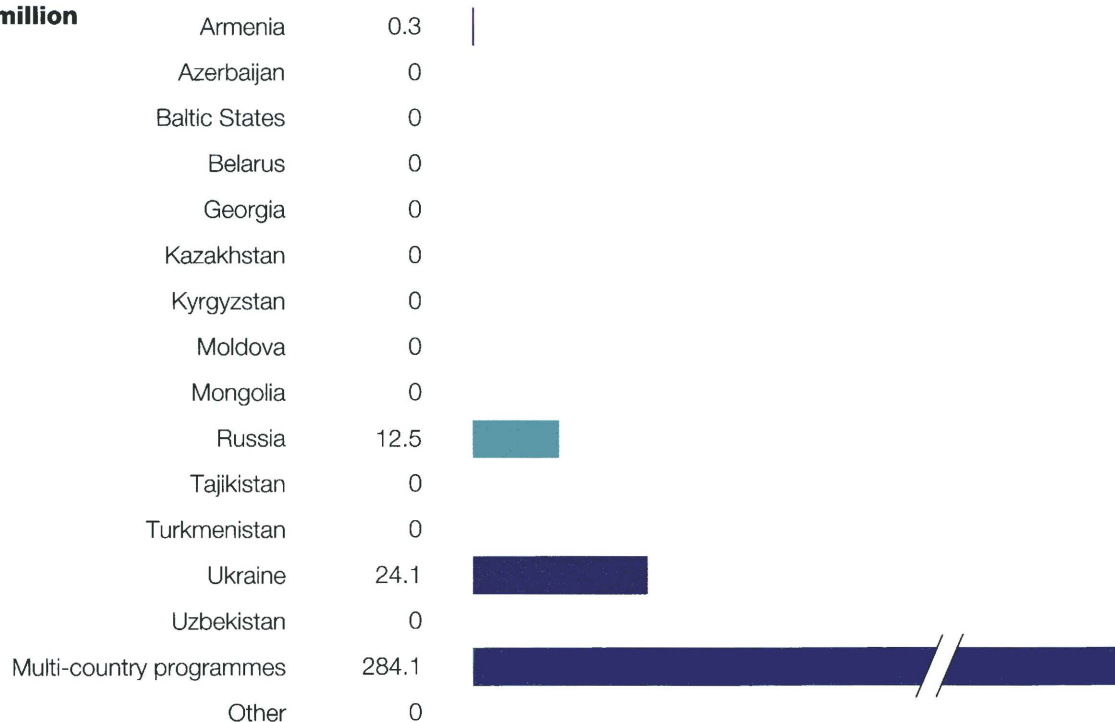
**Funds committed by country 1994
ECU 88 million**



Nuclear safety and environment

Funds committed by country 1991 to 1994

ECU 321 million




Funds committed by country each year

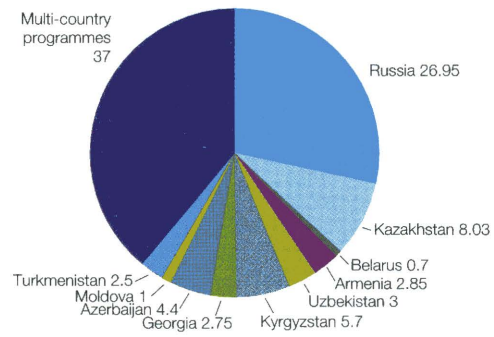
	1991	1992	1993	1994	Total
Armenia	0.3	0	0	0	0.3
Azerbaijan	0	0	0	0	0
Baltic States	0	0	0	0	0
Belarus	0	0	0	0	0
Georgia	0	0	0	0	0
Kazakhstan	0	0	0	0	0
Kyrgyzstan	0	0	0	0	0
Moldova	0	0	0	0	0
Mongolia	0	0	0	0	0
Russia	12.5	0	0	0	12.5
Tajikistan	0	0	0	0	0
Turkmenistan	0	0	0	0	0
Ukraine	3.6	0	0	20.5	24.1
Uzbekistan	0	0	0	0	0
Multi-country programmes	36.6	80	100	67.5	284.1
Other	0	0	0	0	0
Total	53	80	100	88	321

Overview of Tacis funds allocated for policy advice

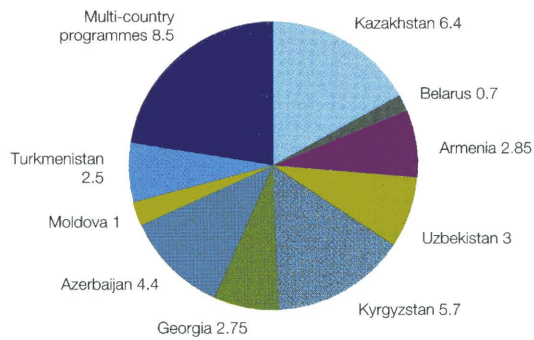
**Funds allocated from 1991 to 1994
ECU 94.88 million**



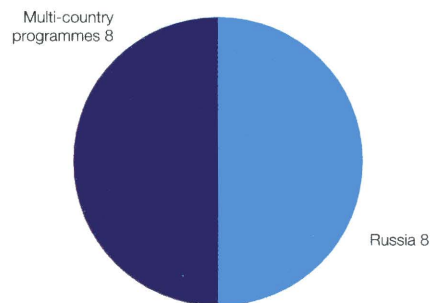
**Funds committed by country 1991 to 1994
ECU 94.88 million**



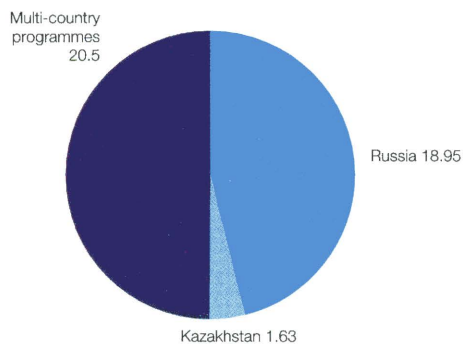
**Funds committed by country 1992
ECU 37.8 million**



**Funds committed by country 1993
ECU 16 million**



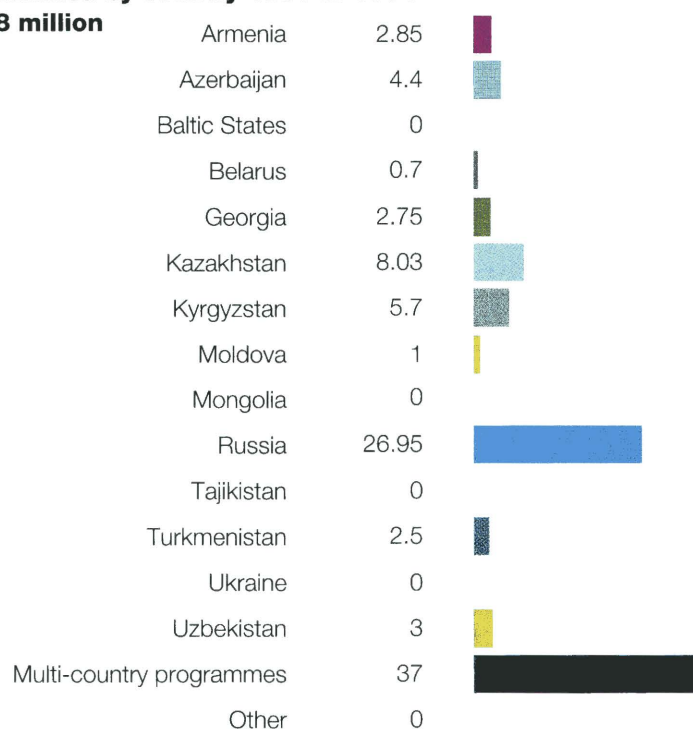
**Funds committed by country 1994
ECU 41.08 million**



Note: Policy advice did not receive funds under the 1991 budget

Policy advice

Funds committed by country 1991 to 1994 ECU 94.88 million



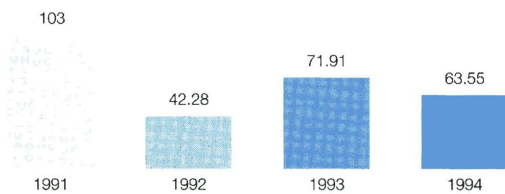
Funds committed by country each year

	1991*	1992	1993	1994	Total
Armenia	-	2.85	0	0	2.85
Azerbaijan	-	4.4	0	0	4.4
Baltic States	-	0	0	0	0
Belarus	-	0.7	0	0	0.7
Georgia	-	2.75	0	0	2.75
Kazakhstan	-	6.4	0	1.63	8.03
Kyrgyzstan	-	5.7	0	0	5.7
Moldova	-	1	0	0	1
Mongolia	-	0	0	0	0
Russia	-	0	8	18.95	26.95
Tajikistan	-	0	0	0	0
Turkmenistan	-	2.5	0	0	2.5
Ukraine	-	0	0	0	0
Uzbekistan	-	3	0	0	3
Multi-country programmes	-	8.5	8	20.5	37
Other	-	0	0	0	0
Total	-	37.8	16	41.08	94.88

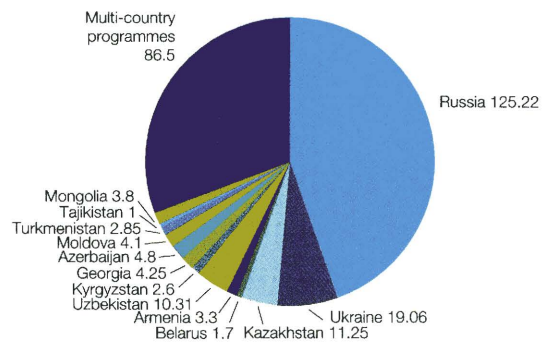
* Note: Policy advice did not receive funds under the 1991 budget

Overview of Tacis funds allocated for public administration reform, social services and education

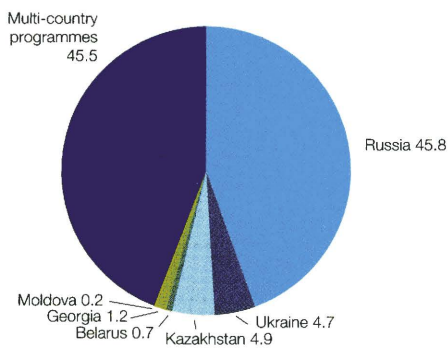
**Funds allocated from 1991 to 1994
ECU 280.74 million**



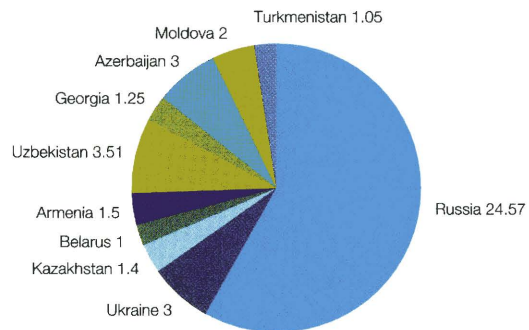
**Funds committed by country 1991 to 1994
ECU 280.74 million**



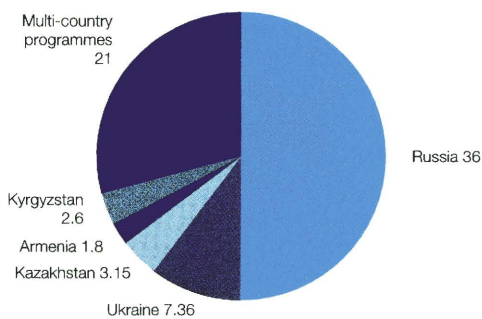
**Funds committed by country 1991
ECU 103 million**



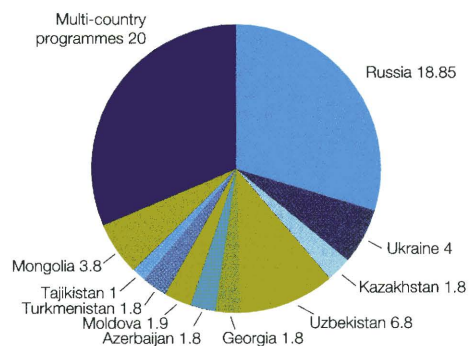
**Funds committed by country 1992
ECU 42.28 million**



**Funds committed by country 1993
ECU 71.91 million**

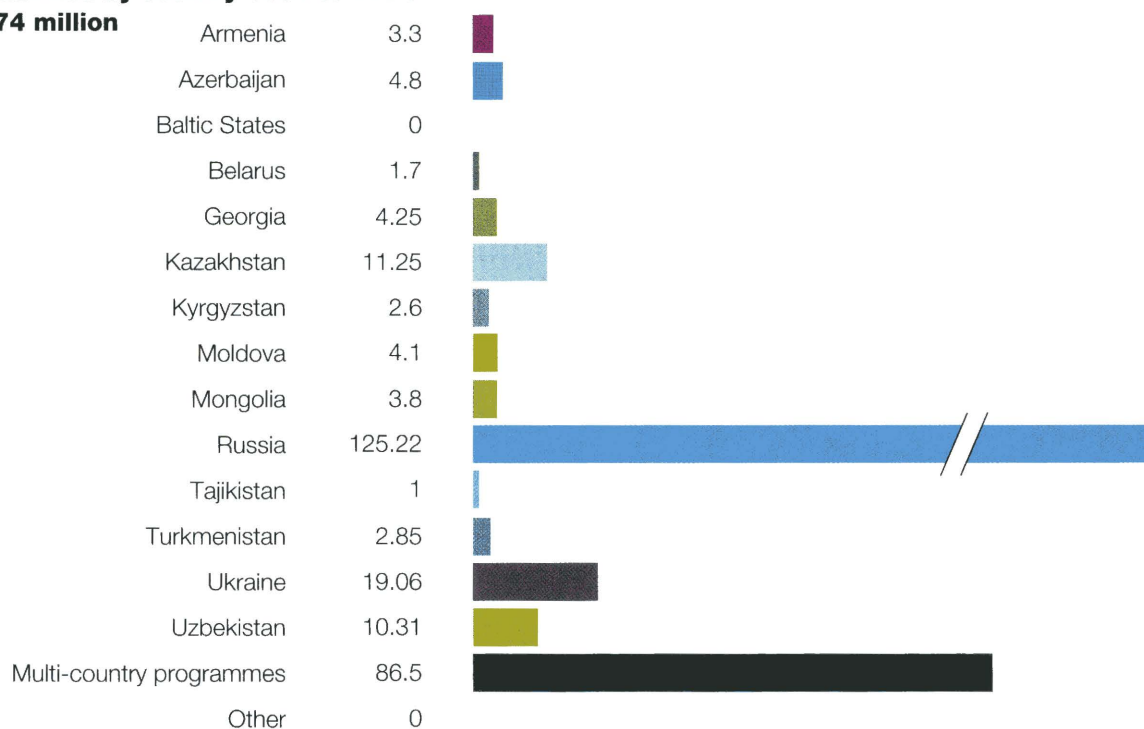


**Funds committed by country 1994
ECU 63.55 million**



Public administration reform, social services and education

Funds committed by country 1991 to 1994 ECU 280.74 million

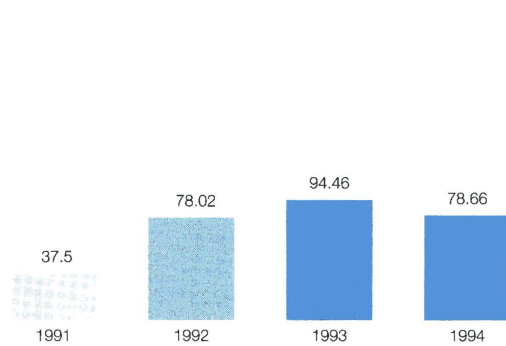


Funds committed by country each year

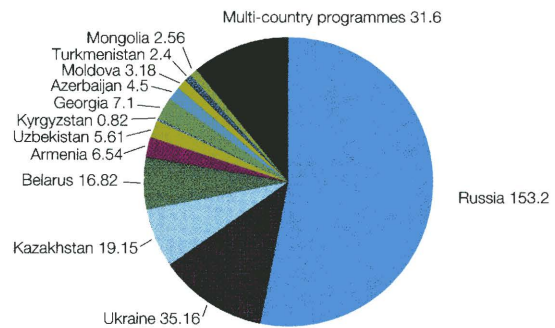
	1991	1992	1993	1994	Total
Armenia	0	1.5	1.8	0	3.3
Azerbaijan	0	3	0	1.8	4.8
Baltic States	0	0	0	0	0
Belarus	0.7	1	0	0	1.7
Georgia	1.2	1.25	0	1.8	4.25
Kazakhstan	4.9	1.4	3.15	1.8	11.25
Kyrgyzstan	0	0	2.6	0	2.6
Moldova	0.2	2	0	1.9	4.1
Mongolia	0	0	0	3.8	3.8
Russia	45.8	24.57	36	18.85	125.22
Tajikistan	0	0	0	1	1
Turkmenistan	0	1.05	0	1.8	2.85
Ukraine	4.7	3	7.36	4	19.06
Uzbekistan	0	3.51	0	6.8	10.31
Multi-country programmes	45.5	0	21	20	86.5
Other	0	0	0	0	0
Total	103	42.28	71.91	63.55	280.74

Overview of Tacis funds allocated for restructuring state enterprises and private sector development

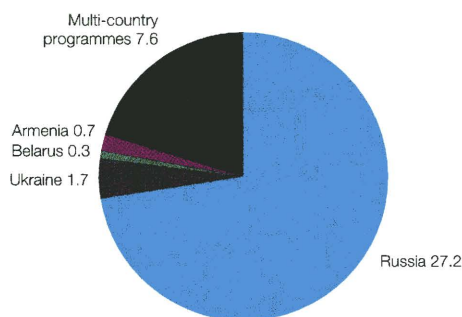
**Funds allocated from 1991 to 1994
ECU 288.64 million**



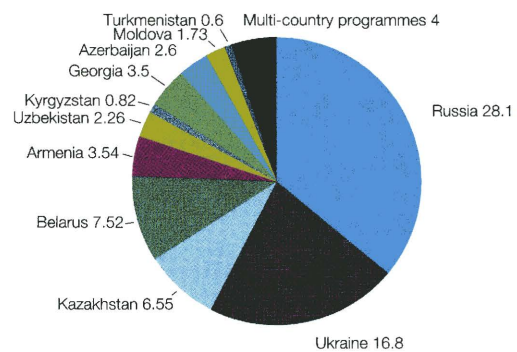
**Funds committed by country 1991 to 1994
ECU 288.64 million**



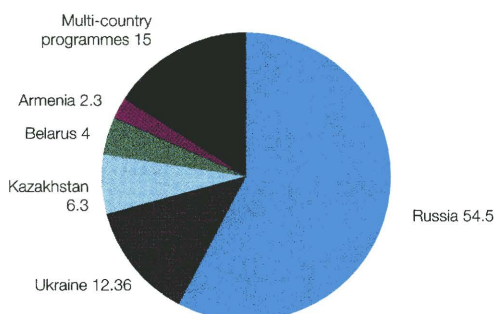
**Funds committed by country 1991
ECU 37.5 million**



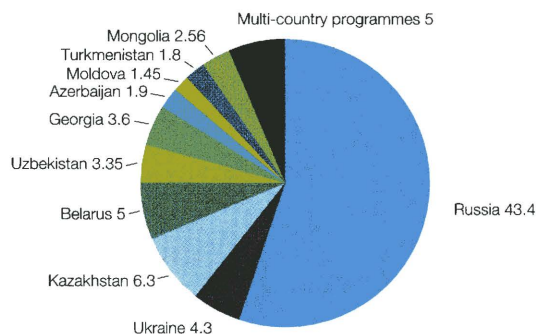
**Funds committed by country 1992
ECU 78.02 million**



**Funds committed by country 1993
ECU 94.46 million**

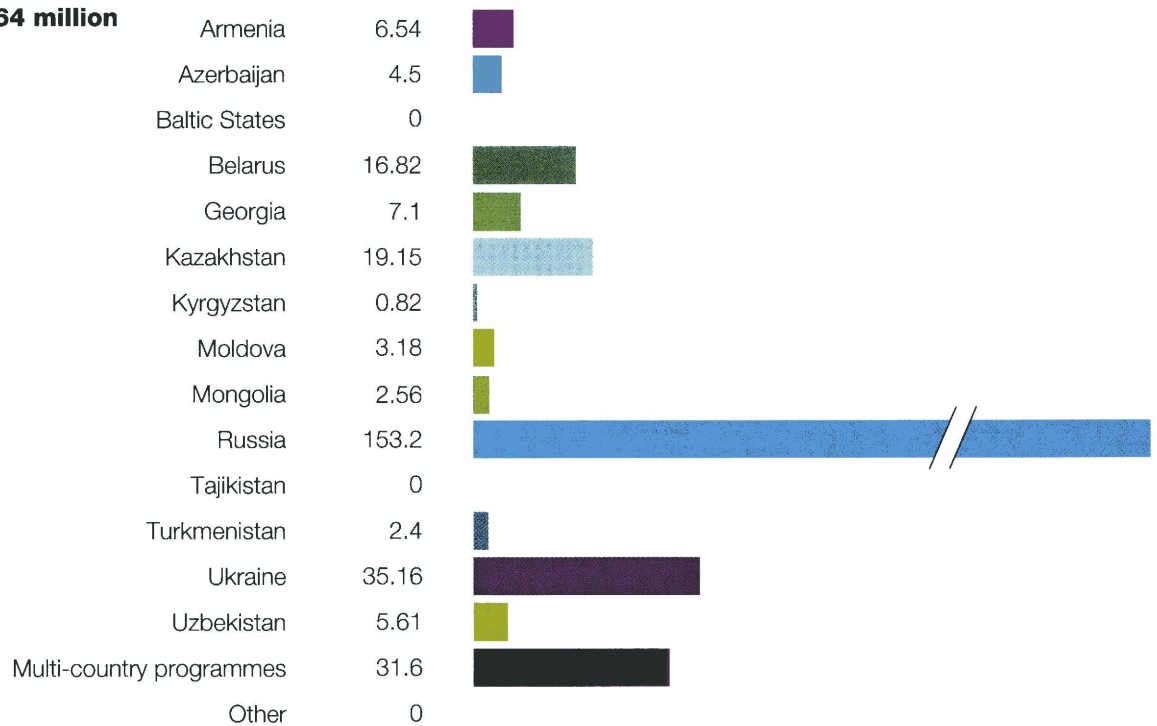


**Funds committed by country 1994
ECU 78.66 million**



Restructuring state enterprises and private sector development

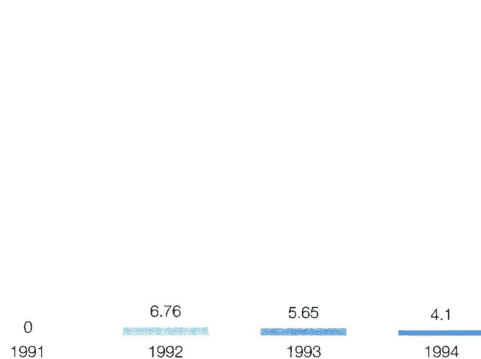
Funds committed by country 1991 to 1994 ECU 288.64 million



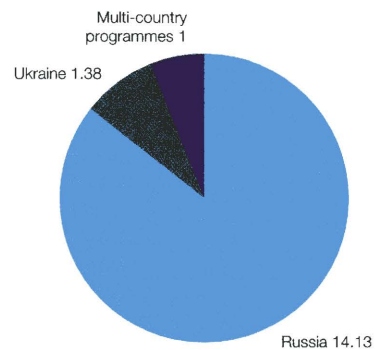
Funds committed by country each year	1991	1992	1993	1994	Total
Armenia	0.7	3.54	2.3	0	6.54
Azerbaijan	0	2.6	0	1.9	4.5
Baltic States	0	0	0	0	0
Belarus	0.3	7.52	4	5	16.82
Georgia	0	3.5	0	3.6	7.1
Kazakhstan	0	6.55	6.3	6.3	19.15
Kyrgyzstan	0	0.82	0	0	0.82
Moldova	0	1.73	0	1.45	3.18
Mongolia	0	0	0	2.56	2.56
Russia	27.2	28.1	54.5	43.4	153.2
Tajikistan	0	0	0	0	0
Turkmenistan	0	0.6	0	1.8	2.4
Ukraine	1.7	16.8	12.36	4.3	35.16
Uzbekistan	0	2.26	0	3.35	5.61
Multi-country programmes	7.6	4	15	5	31.6
Other	0	0	0	0	0
Total	37.5	78.02	94.46	78.66	288.64

Overview of Tacis funds allocated for telecommunications

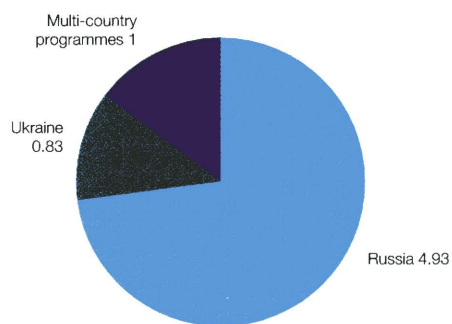
**Funds allocated from 1991 to 1994
ECU 16.51 million**



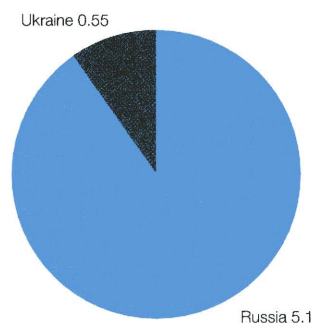
**Funds committed by country 1991 to 1994
ECU 16.51 million**




**Funds committed by country 1992
ECU 6.76 million**



**Funds committed by country 1993
ECU 5.65 million**






**Funds committed by country 1994
ECU 4.1 million**



Note: Telecommunications did not receive funds under the 1991 budget

Telecommunications

Funds committed by country 1991 to 1994 ECU 16.51 million

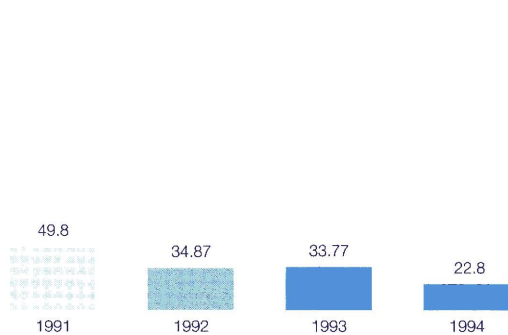
Armenia	0	
Azerbaijan	0	
Baltic States	0	
Belarus	0	
Georgia	0	
Kazakhstan	0	
Kyrgyzstan	0	
Moldova	0	
Mongolia	0	
Russia	14.13	
Tajikistan	0	
Turkmenistan	0	
Ukraine	1.38	
Uzbekistan	0	
Multi-country programmes	1	
Other	0	

Funds committed by country each year	1991*	1992	1993	1994	Total
Armenia	-	0	0	0	0
Azerbaijan	-	0	0	0	0
Baltic States	-	0	0	0	0
Belarus	-	0	0	0	0
Georgia	-	0	0	0	0
Kazakhstan	-	0	0	0	0
Kyrgyzstan	-	0	0	0	0
Moldova	-	0	0	0	0
Mongolia	-	0	0	0	0
Russia	-	4.93	5.1	4.1	14.13
Tajikistan	-	0	0	0	0
Turkmenistan	-	0	0	0	0
Ukraine	-	0.83	0.55	0	1.38
Uzbekistan	-	0	0	0	0
Multi-country programmes	-	1	0	0	1
Other	-	0	0	0	0
Total	-	6.76	5.65	4.1	16.51

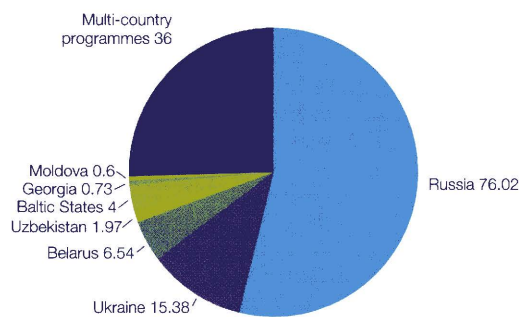
* Note: Telecommunications did not receive funds under the 1991 budget

Overview of Tacis funds allocated for transport

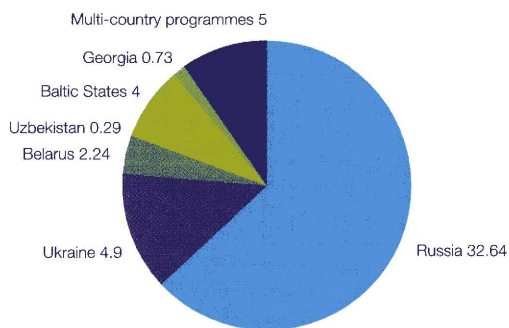
Funds allocated from 1991 to 1994
ECU 141.24 million



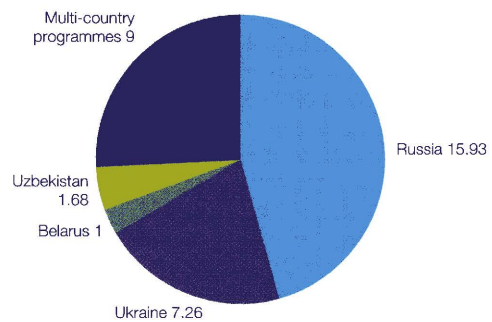
Funds committed by country 1991 to 1994
ECU 141.24 million



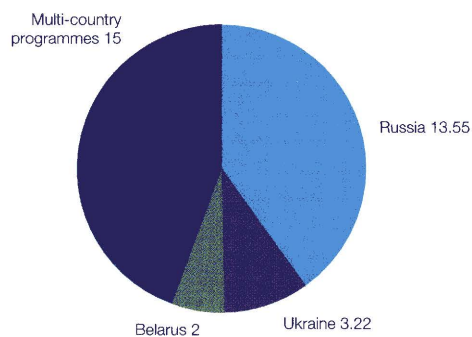
Funds committed by country 1991
ECU 49.8 million



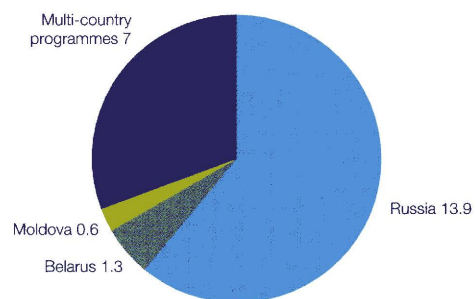
Funds committed by country 1992
ECU 34.87 million



Funds committed by country 1993
ECU 33.77 million

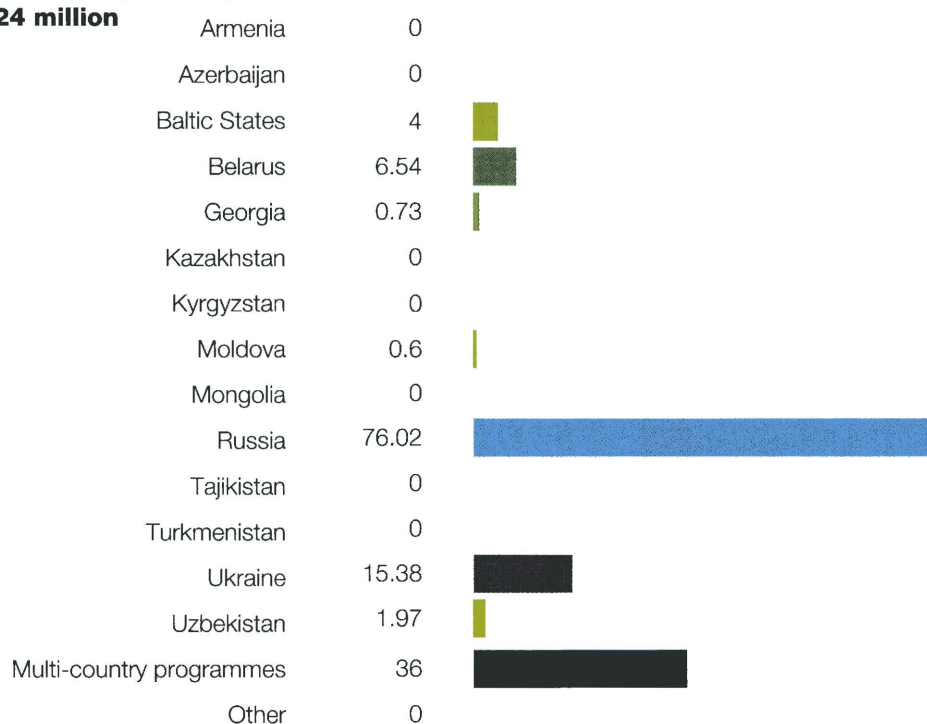


Funds committed by country 1994
ECU 22.8 million



Transport

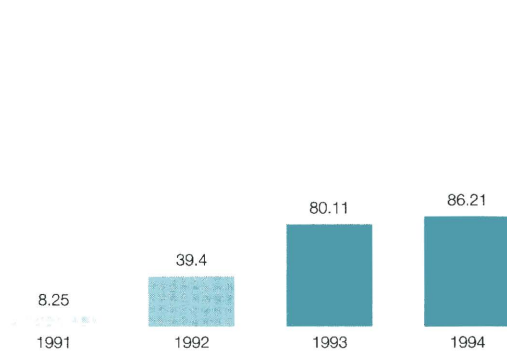
Funds committed by country 1991 to 1994 ECU 141.24 million



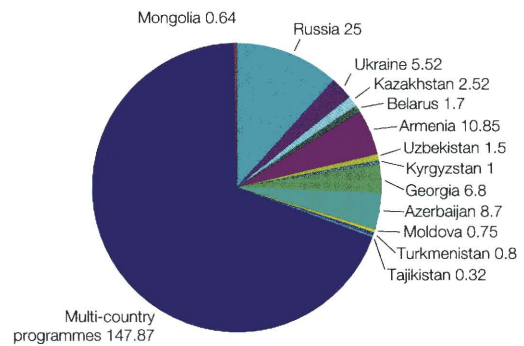
Funds committed by country each year	1991	1992	1993	1994	Total
Armenia	0	0	0	0	0
Azerbaijan	0	0	0	0	0
Baltic States	4	0	0	0	4
Belarus	2.24	1	2	1.3	6.54
Georgia	0.73	0	0	0	0.73
Kazakhstan	0	0	0	0	0
Kyrgyzstan	0	0	0	0	0
Moldova	0	0	0	0.6	0.6
Mongolia	0	0	0	0	0
Russia	32.64	15.93	13.55	13.9	76.02
Tajikistan	0	0	0	0	0
Turkmenistan	0	0	0	0	0
Ukraine	4.9	7.26	3.22	0	15.38
Uzbekistan	0.29	1.68	0	0	1.97
Multi-country programmes	5	9	15	7	36
Other	0	0	0	0	0
Total	49.8	34.87	33.77	22.8	141.24

Overview of Tacis funds allocated for other sectors*

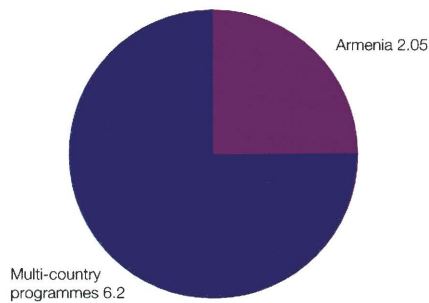
Funds allocated from 1991 to 1994
ECU 213.97 million



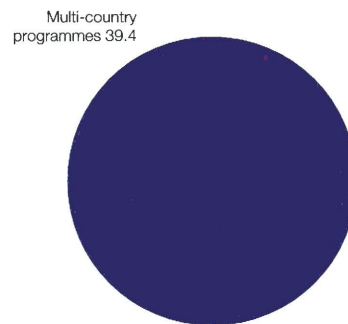
Funds committed by country 1991 to 1994
ECU 213.97 million



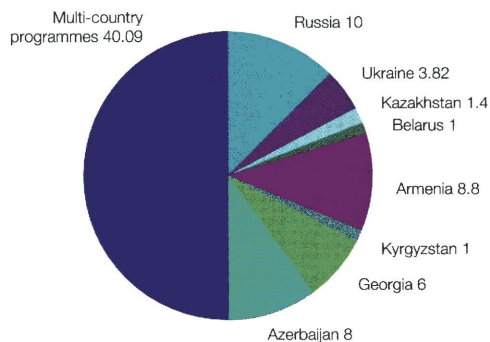
Funds committed by country 1991
ECU 8.25 million



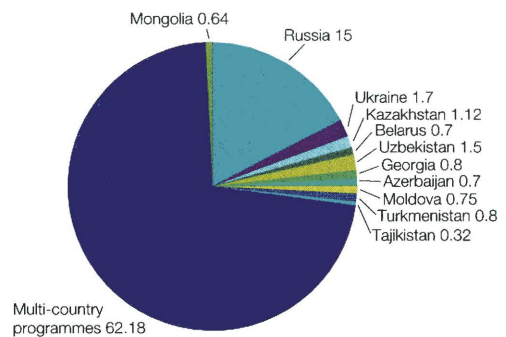
Funds committed by country 1992
ECU 39.4 million



Funds committed by country 1993
ECU 80.11 million



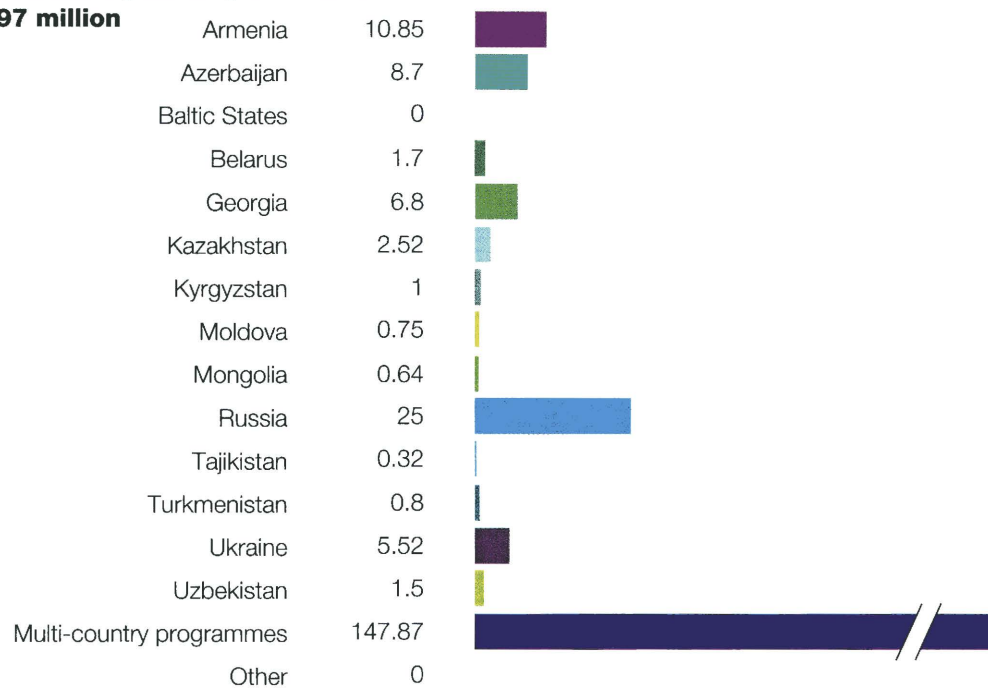
Funds committed by country 1994
ECU 86.21 million



* Including Multidisciplinary and Humanitarian Aid.

Other sectors

Funds committed by country 1991 to 1994 ECU 213.97 million



Funds committed by country each year

	1991	1992	1993	1994	Total
Armenia	2.05	0	8.8	0	10.85
Azerbaijan	0	0	8	0.7	8.7
Baltic States	0	0	0	0	0
Belarus	0	0	1	0.7	1.7
Georgia	0	0	6	0.8	6.8
Kazakhstan	0	0	1.4	1.12	2.52
Kyrgyzstan	0	0	1	0	1
Moldova	0	0	0	0.75	0.75
Mongolia	0	0	0	0.64	0.64
Russia	0	0	10	15	25
Tajikistan	0	0	0	0.32	0.32
Turkmenistan	0	0	0	0.8	0.8
Ukraine	0	0	3.82	1.7	5.52
Uzbekistan	0	0	0	1.5	1.5
Multi-country programmes	6.2	39.4	40.09	62.18	147.87
Other	0	0	0	0	0
Total	8.25	39.4	80.11	86.21	213.97



European Commission • Tacis Information Office • Directorate General for External Political Relations, DG IA

Office Address Aarlenstraat 88 1/06 Rue d'Arlon B-1040 Brussels

Tel (+32-2) 295 25 85 / 296 60 65 / 296 10 70

Mailing Address AN 88 1/06 Wetstraat 200 Rue de la Loi B-1049 Brussels

Fax (+32-2) 231 04 41

T/EN/05.95/01/02/23/B