



COMMISSION OF THE EUROPEAN COMMUNITIES

Brussels, 04.09.1996
COM(96) 388 final

ANNUAL REPORT OF THE COHESION FUND

1995

ANNEX 2 - TABLES AND GRAPHS

(presented by the Commission)

Due to the excessive length of this report, it has been broken down into sections:

Report, pages 1-99

Annex 1 - Main Points of the Decisions approved in 1995

Spain - Environment pp. 100-310

Spain - Transport pp. 311-356

Portugal - Environment pp. 357-407

Portugal - Transport pp. 408-413

Greece - Environment pp. 414-478

Greece - Transport pp. 479-504

Ireland - Environment pp. 505-532

Ireland - Transport 523-559

Annex 2 - Tables and Graphs pp. 560-571

Annex 3 - Maps of the roads and railway networks pp. 572-580

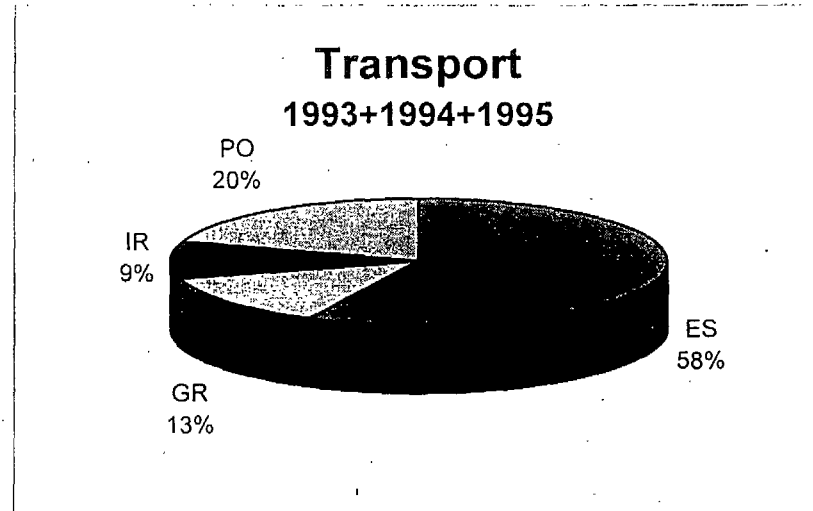
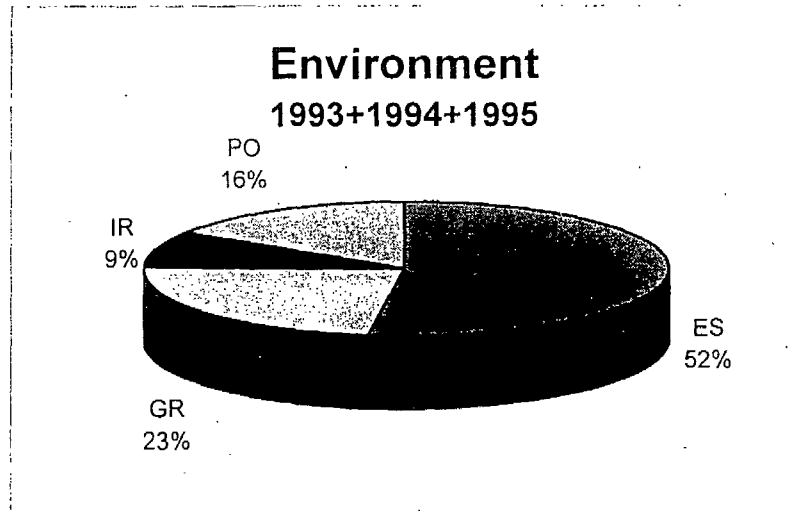
ANNEX 2

TABLES AND GRAPHS

**RESULTS OF IMPLEMENTATION
COHESION FUND 1993 - 1994 - 1995**

Commitments in ECU by Member State

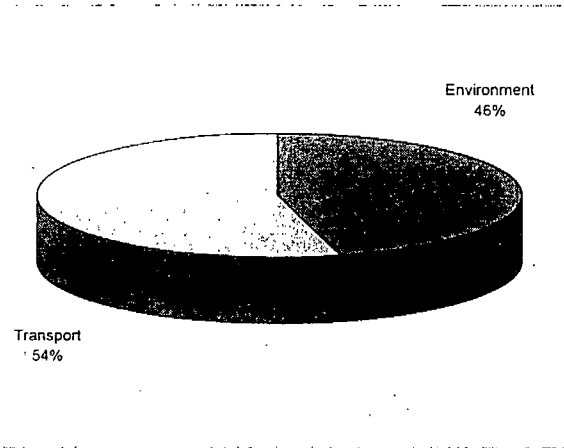
	Environment	%	Transport	%	TOTAL	%
ES	1.340.095.864	44	1.721.010.752	56	3.061.106.616	55
GR	601.500.802	60	398.901.387	40	1.000.402.189	18
IR	220.918.380	44	279.187.240	56	500.105.620	9
PO	403.641.806	40	601.431.305	60	1.005.073.111	18
Tech Ass					2.732.064	
TOTAL	2.566.156.852	46	3.000.530.684	54	5.569.419.600	100



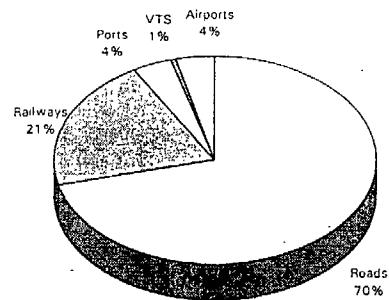
Results of implementation
Cohesion Fund 1993-1994-1995
Commitments by sector

Roads	2.116.369.048
Railways	618.510.005
Ports	115.176.009
VTS	15.606.579
Airports	115.469.742
Water supply	815.384.687
Industrial pollution	43.823.401
Treat. Bio. + Sewage	808.886.327
Waste management	92.204.794
Nature conservation	344.323.407
Dams	18.080.536
Coastal zones	165.855.269
Other	111.023.208
Water treatment	107.972.157
Water management	7.506.317
Reafforestation	5.422.822
TOTAL	5.501.614.308

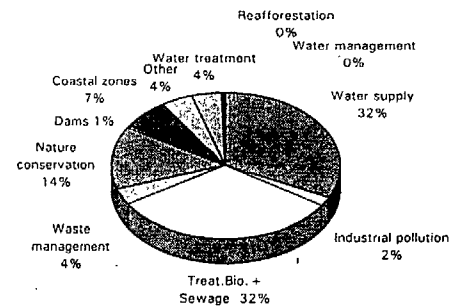
Environment	2.520.482.925	46%
Transport	2.981.131.383	54%



Transport 93 - 95

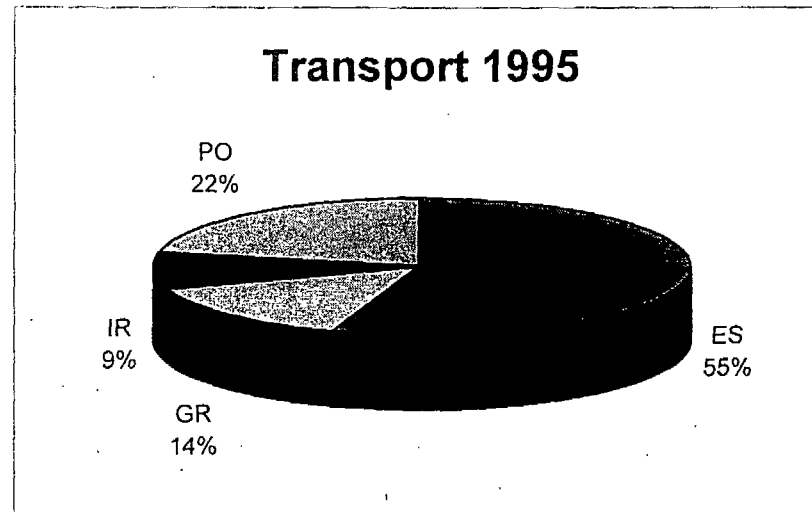
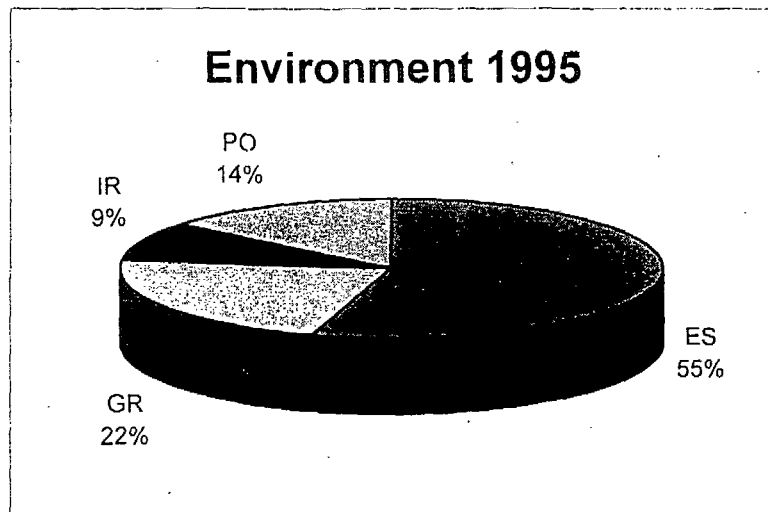


Environment 93 - 95



COHESION FUND
Environment and Transport
Commitments made in 1995 (ECU)

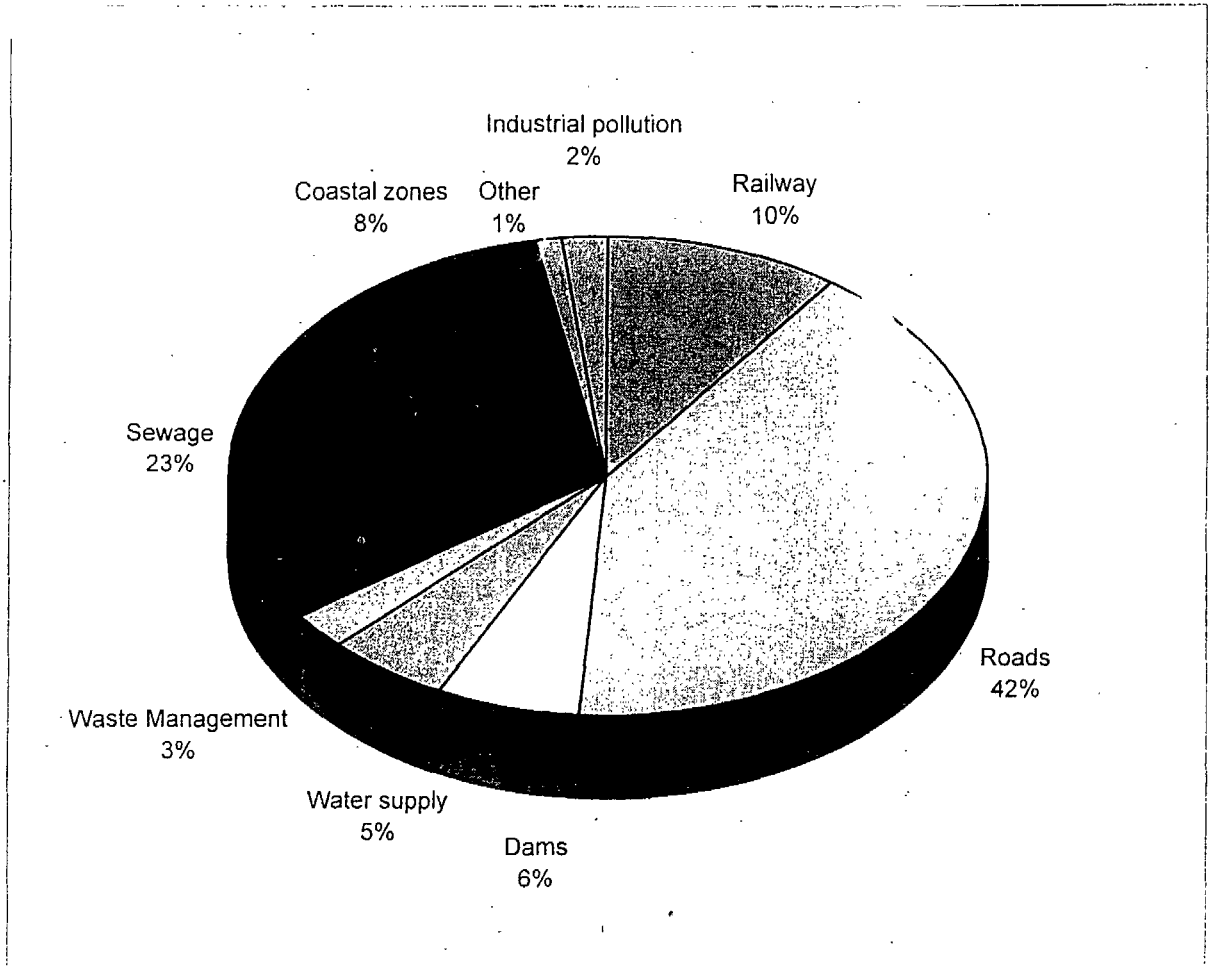
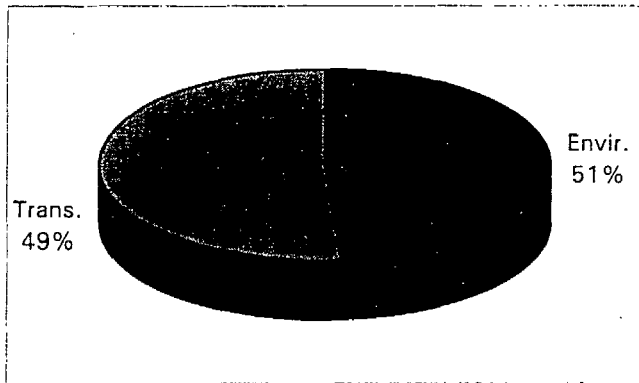
	Environment	%	Transport	%	TOTAL	%
ES	568.697.297	48	615.735.381	52	1.184.432.678	55
GR	228.184.641	59	159.729.130	41	387.913.771	18
IR	93.179.175	49	97.182.548	51	190.361.723	9
PO	146.648.564	38	240.472.848	62	387.121.412	18
Tech. Ass.					1.845.997	
TOTAL	1.036.709.677	48	1.113.119.907	52	2.151.675.581	100



COHESION FUND: SPAIN 1995
 Environment Transport
 approved projects

Railway	119.815.892
Roads	484.862.435
Dams	72.012.862
Water supply	63.486.998
Waste Management	31.227.730
Sewage	276.727.699
Coastal zones	100.436.552
Other	11.243.032
Industrial pollution	24.619.035
TOTAL	1.184.432.235

Environment 579.753.908
 Transport 604.678.327



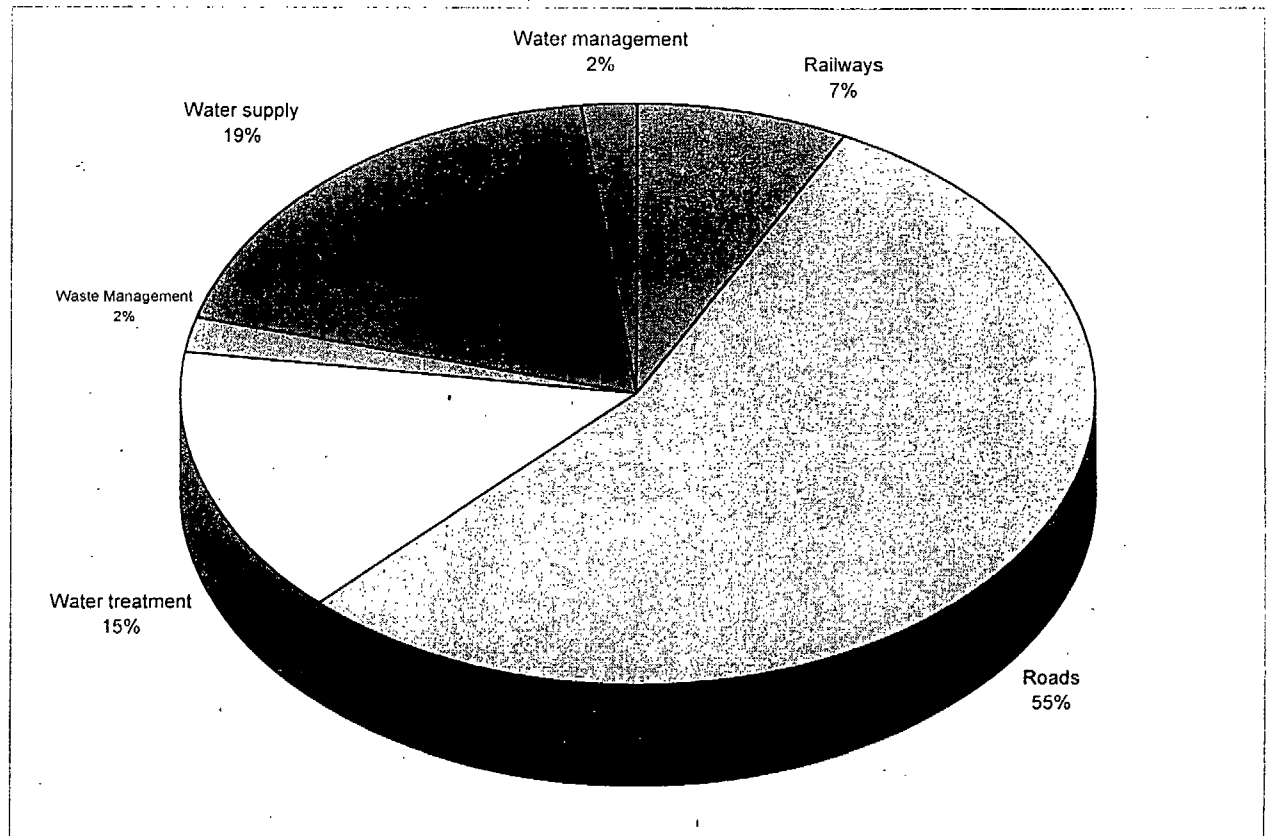

**COHESION FUND
SPAIN
Commitments and Payments
1993-1994-1995 (ECU)**

	Commitments				Payments			
	Environment	%	Transport	%	Environment	%	Transport	%
1993	252.083.242	29	606.367.461	71	119.120.124	28	301.660.389	72
1994	519.315.325	51	498.907.910	49	136.688.294	32	286.088.122	68
1995	568.697.297	48	615.735.381	52	358.421.236	32	746.857.276	68
TOTAL	1.340.095.864	44	1.721.010.752	56	614.229.654	32	1.334.605.787	68

COHESION FUND PORTUGAL 1995
Environment Transport
approved projects

Railways	28.595.200
Roads	211.877.648
Water treatment	57.977.124
Waste Management	7.584.225
Water supply	73.580.898
Water management	7.506.317
TOTAL	387.121.412

Environment **146.648.564**
Transport **240.472.848**



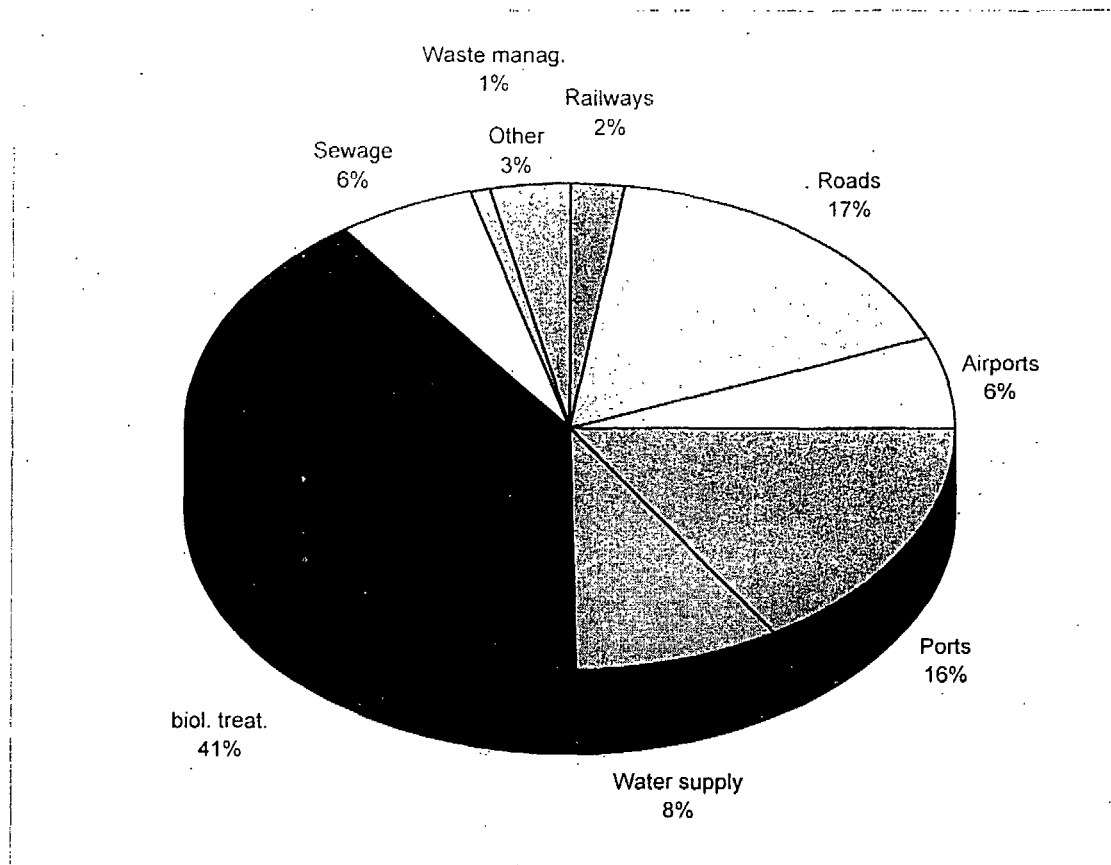

**COHESION FUND
PORTUGAL
Commitments and payments
1993-1994-1995 (ECU)**

	Commitments				Payments			
	Environment	%	Transport	%	Environment	%	Transport	%
1993	122.794.100	43	160.774.600	57	31.513.629	34	62.496.918	66
1994	134.199.142	40	200.183.857	60	54.539.242	22	193.767.974	78
1995	146.648.564	38	240.472.848	62	97.052.060	26	272.152.257	74
TOTAL	403.641.806	40	601.431.305	60	183.104.931	26	528.417.149	74

COHESION FUND: GREECE 1995
 Environment Transport
 approved projects

Railways	8.355.000
Roads	64.746.200
Airports	23.722.650
Ports	62.905.280
Water supply	32.909.652
biol. treat.	156.678.466
Sewage	22.701.673
Waste manag.	3.090.600
Other	12.804.250
TOTAL	387.913.771

Environment 228.184.641
 Transport 159.729.130



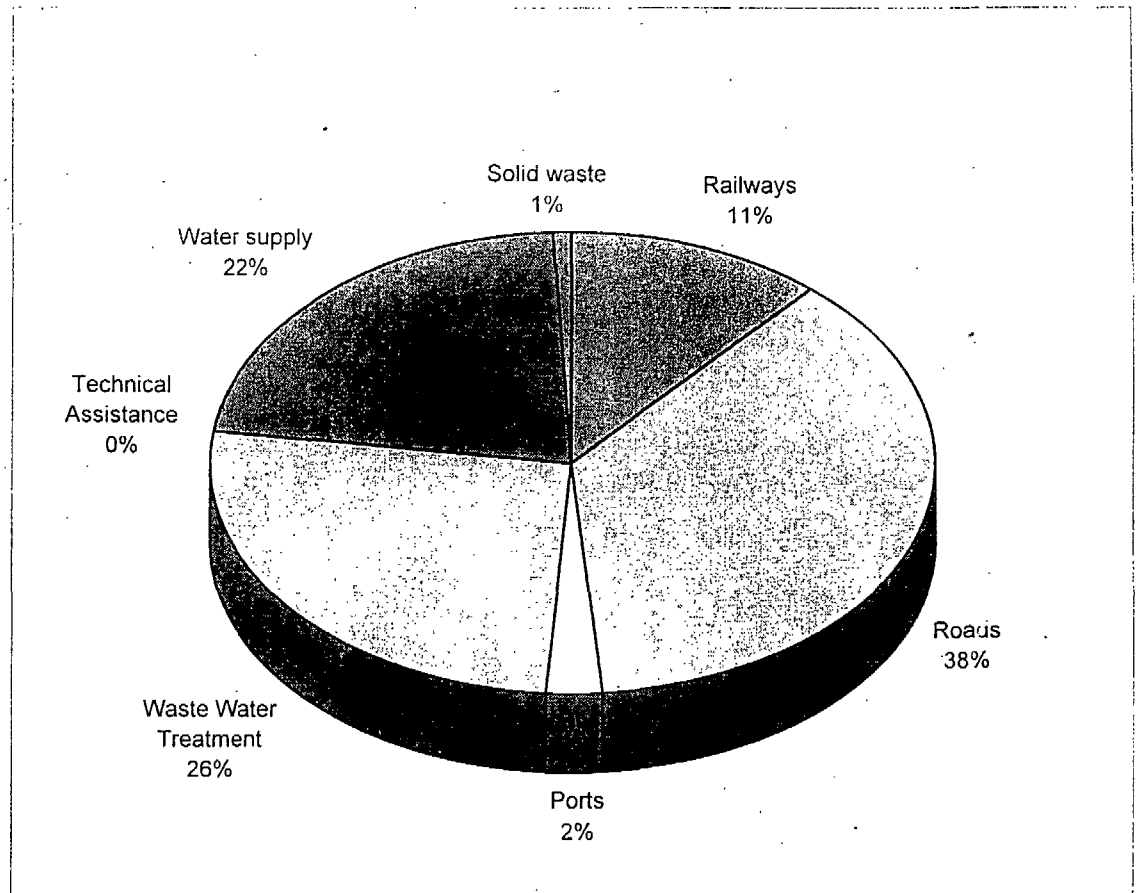
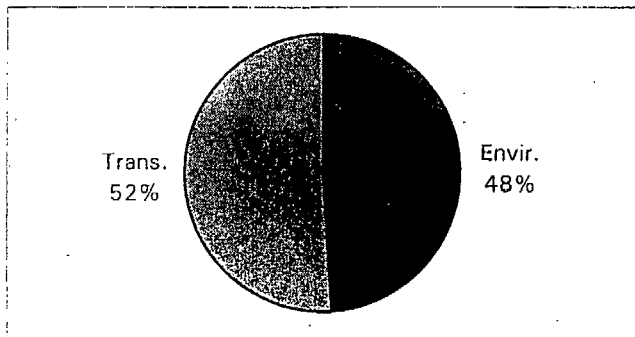
COHESION FUND
GREECE
Commitments and payments
1993-1994-1995 (ECU)

	Commitments				Payments			
	Environment	%	Transport	%	Environment	%	Transport	%
1993	175.222.400	62	105.141.600	38	99.067.294	67	49.048.861	33
1994	198.093.761	60	134.030.657	40	141.769.862	90	15.912.389	10
1995	228.184.641	59	159.729.130	41	76.977.597	85	13.523.230	15
TOTAL	601.500.802	60	398.901.387	40	317.814.753	80	78.484.480	20

COHESION FUND: IRELAND 1995
 Environment Transport
 approved projects (ECU)

Railways	21.645.859
Roads	71.010.708
Ports	4.535.981
Waste Water Treatment	49.995.033
Water supply	41.853.147
Solid waste	1.174.700
Technical Assistance	156.295
TOTAL	190.371.723

Environment 93.022,880
 Transport 97.192,548



COHESION FUND
IRELAND
Commitments and payments
1993-1994-1995 (ECU)

	Commitments				Payments			
	Environment	%	Transport	%	Environment	%	Transport	%
1993	55.917.250	39	85.969.850	61	28.845.009	43	38.828.602	57
1994	71.821.955	43	96.034.842	57	23.249.556	27	63.778.344	73
1995	93.179.175	49	97.182.548	51	51.669.204	39	81.988.686	61
TOTAL	220.918.380	44	279.187.240	56	103.763.769	36	184.595.632	64