



EUROPEAN COMMISSION

Brussels, 5.9.2012  
SWD(2012) 251 final

Part II

**COMMISSION STAFF WORKING DOCUMENT**

*Accompanying the document*

**REPORT FROM THE COMMISSION TO THE EUROPEAN PARLIAMENT AND  
THE COUNCIL**

**5th FINANCIAL REPORT FROM THE COMMISSION TO THE EUROPEAN  
PARLIAMENT AND THE COUNCIL on the EUROPEAN AGRICULTURAL  
GUARANTEE FUND  
2011 FINANCIAL YEAR**

**ANNEXES**

{COM(2012) 484 final}

## ANNEXES

### **General**

1. EAGF budgetary procedure for 2011
2. Part of ex-EAGGF-Guarantee & of EAGF budget in the EU budget, 2005 to 2011

### **Cash position and management of appropriations**

3. Summary of outturn for 2011
4. Monthly reimbursements to Member States in the 2011 financial year
5. Centralised direct payments by the European Commission in the 2011 financial year. Part I (Differentiated Appropriations)
6. Centralised direct payments by the European Comm. in the 2011 financial year. Part II (Non-Differentiated Appropriations)

### **Budget outturn**

7. EAGF 2011 Analysis of budget execution – Summary Table
8. EAGF 2011 Analysis of budget execution – Detailed Table
9. EAGF 2011 Analysis of execution of assigned revenue C4
10. EAGF 2011 Analysis of execution of assigned revenue C5
11. EAGF 2011 Veterinary & Plant Health measures- Budget execution financed by EAGF
12. EAGF 2011 Veterinary & Plant Health measures- Budget execution by MS financed by EAGF
13. EAGF 2011 Expenditure for direct aids by measure and by Member State
14. EAGF 2011 Expenditure for export refunds by Member State
15. EAGF 2011 Expenditure for intervention in storage
16. EAGF 2011 Expenditure by item and by Member State
17. EAGF 2011 Breakdown of expenditure by type
18. EAGF 2011 Expenditure by sector according to the economic nature of the measures
19. EAGF 2011 Quantity & value of products in public intervention stores
20. Evolution of EAGF Expenditure by article of the budget. Financial years 2007 to 2011
21. Evolution of EAGF Expenditure by sector and type of action. Financial years 2007 to 2011
22. Evolution of EAGF Expenditure by sector. Summary table. Financial years 2007 to 2011
23. Evolution of EAGF Expenditure by sector and in % terms. Financial years 2005 to 2011
24. Evolution of EAGF Expenditure by Member State & in % terms. Financial years 2007 to 2011
25. Evolution of EAGF Direct aids expenditure by measure. Financial years 2007 to 2011
26. Evolution of EAGF Direct aids expenditure by sector. Financial years 2007 to 2011
27. Evolution of EAGF Direct aids expenditure by article of budget. Financial years 2007 to 2011
28. Evolution of EAGF Total direct aids expenditure. Financial years 2004 to 2011
29. Evolution of EAGF Export refunds expenditure by sector. Financial years 2004 to 2011
30. Evolution of EAGF Export refunds expenditure by MS. Financial years 2006 to 2011
31. Evolution of EAGF Storage expenditure. Analytical table. Financial years 2004 to 2011
32. Evolution of the breakdown of EAGF expenditure. Financial years 2006 to 2011
33. EAGF 2011 Expenditure. Details by item and by Member State

### **Clearance of accounts**

34. Appeals against Clearance of Accounts Decisions pending on 15 October 2011
  35. Financial corrections (Decisions 1 - 35) by decision and financial year
-

**ANNEX 1**  
**EAGF Budgetary procedure for 2011**

In EUR Million

| Article<br>Chapter<br>Title                                   | Heading  | DB<br>***        |                  | DB<br>Council position |                  | DB<br>EP**** position |                  | Amending Letter 3 |                  | New DB           |                  | BUDGET           |                  |
|---|--|------------------|------------------|------------------------|------------------|-----------------------|------------------|-------------------|------------------|------------------|------------------|------------------|------------------|
|   |  | CA*              | PA**             | CA*                    | PA**             | CA*                   | PA**             | CA*               | PA**             | CA*              | PA**             | CA*              | PA**             |
| <b>05 01</b>  | <b>ADMINISTRATIVE EXPENDITURE OF POLICY AREA AGRICULTURE AND RURAL DEVELOPMENT</b>             | <b>9.06</b>      | <b>9.06</b>      | <b>8.00</b>            | <b>8.00</b>      | <b>9.06</b>           | <b>9.06</b>      | <b>9.06</b>       | <b>9.06</b>      | <b>9.06</b>      | <b>9.06</b>      | <b>9.06</b>      | <b>9.06</b>      |
| 05 01 04  | Support expenditure for operations of Policy Area Agriculture (1)                              | 9.06             | 9.06             | 8.00                   | 8.00             | 9.06                  | 9.06             | 9.06              | 9.06             | 9.06             | 9.06             | 9.06             | 9.06             |
| <b>05 02</b>  | <b>INTERVENTIONS IN AGRICULTURAL MARKETS (6)</b>   | <b>3 491.11</b>  | <b>3 491.81</b>  | <b>3 452.36</b>        | <b>3 453.06</b>  | <b>3 847.11</b>       | <b>3 847.81</b>  | <b>3 154.91</b>   | <b>3 155.61</b>  | <b>2 964.91</b>  | <b>2 965.50</b>  | <b>2 964.91</b>  | <b>2 965.49</b>  |
| 05 02 01  | Cereals  | 126.10           | 126.10           | 126.10                 | 126.10           | 126.10                | 126.10           | 18.10             | 18.10            | 18.10            | 18.10            | 18.10            | 18.10            |
| 05 02 02  | Rice   | pm               | pm               | pm                     | pm               | pm                    | pm               | pm                | pm               | pm               | pm               | pm               | pm               |
| 05 02 03  | Refunds on non-Annex 1 products  | 31.00            | 31.00            | 31.00                  | 31.00            | 31.00                 | 31.00            | 31.00             | 31.00            | 31.00            | 31.00            | 31.00            | 31.00            |
| 05 02 04  | Food programmes  | 500.10           | 500.10           | 500.05                 | 500.05           | 525.10                | 525.10           | 500.10            | 500.10           | 500.10           | 500.10           | 500.10           | 500.10           |
| 05 02 05  | Sugar  | 1.20             | 1.20             | 1.20                   | 1.20             | 1.20                  | 1.20             | 1.20              | 1.20             | 1.20             | 1.20             | 1.20             | 1.20             |
| 05 02 06  | Olive oil  | 49.60            | 49.60            | 49.30                  | 49.30            | 49.60                 | 49.60            | 49.60             | 49.60            | 49.60            | 49.60            | 49.60            | 49.60            |
| 05 02 07  | Textile plants   | 30.00            | 30.00            | 28.00                  | 28.00            | 30.00                 | 30.00            | 30.00             | 30.00            | 30.00            | 30.00            | 30.00            | 30.00            |
| 05 02 08  | Fruit and vegetables (2)   | 915.30           | 915.30           | 893.30                 | 893.30           | 928.30                | 928.30           | 691.10            | 691.10           | 491.10           | 491.10           | 491.10           | 491.10           |
| 05 02 09  | Products of wine-growing sector  | 1 145.70         | 1 145.70         | 1 135.20               | 1 135.20         | 1 145.70              | 1 145.70         | 1 143.70          | 1 143.70         | 1 143.70         | 1 143.70         | 1 143.70         | 1 143.70         |
| 05 02 10  | Promotion  | 59.11            | 59.81            | 57.01                  | 57.71            | 59.11                 | 59.81            | 59.11             | 59.81            | 59.11            | 59.70            | 59.11            | 59.69            |
| 05 02 11  | Other plant products/measures  | 380.90           | 380.90           | 380.90                 | 380.90           | 380.90                | 380.90           | 388.90            | 388.90           | 388.90           | 388.90           | 388.90           | 388.90           |
| 05 02 12  | Milk and milk products   | 104.00           | 104.00           | 103.20                 | 103.20           | 414.00                | 414.00           | 90.00             | 90.00            | 100.00           | 100.00           | 100.00           | 100.00           |
| 05 02 13  | Beef and veal  | 24.10            | 24.10            | 23.10                  | 23.10            | 24.10                 | 24.10            | 35.10             | 35.10            | 35.10            | 35.10            | 35.10            | 35.10            |
| 05 02 14  | Sheepmeat and goatmeat   | pm               | pm               | pm                     | pm               | pm                    | pm               | pm                | pm               | pm               | pm               | pm               | pm               |
| 05 02 15  | Pigmeat, eggs and poultry, bee-keeping and other animal products                               | 124.00           | 124.00           | 124.00                 | 124.00           | 132.00                | 132.00           | 117.00            | 117.00           | 117.00           | 117.00           | 117.00           | 117.00           |
| <b>05 03</b>  | <b>DIRECT AIDS</b>   | <b>39 911.10</b> | <b>39 911.10</b> | <b>39 911.10</b>       | <b>39 911.10</b> | <b>39 911.10</b>      | <b>39 911.10</b> | <b>39 901.10</b>  | <b>39 901.10</b> | <b>39 771.10</b> | <b>39 771.10</b> | <b>39 771.10</b> | <b>39 771.10</b> |
| 05 03 01  | Decoupled direct aids (3)  | 36 489.00        | 36 489.00        | 36 489.00              | 36 489.00        | 36 489.00             | 36 489.00        | 36 454.00         | 36 454.00        | 36 324.00        | 36 324.00        | 36 324.00        | 36 324.00        |
| 05 03 02  | Other direct aids  | 3 422.00         | 3 422.00         | 3 422.00               | 3 422.00         | 3 422.00              | 3 422.00         | 3 447.00          | 3 447.00         | 3 447.00         | 3 447.00         | 3 447.00         | 3 447.00         |
| 05 03 03  | Additional amounts of aid  | 0.10             | 0.10             | 0.10                   | 0.10             | 0.10                  | 0.10             | 0.10              | 0.10             | 0.10             | 0.10             | 0.10             | 0.10             |
| <b>05 04</b>  | <b>RURAL DEVELOPMENT</b>   | <b>0.00</b>      | <b>2.08</b>      | <b>0.00</b>            | <b>2.08</b>      | <b>0.00</b>           | <b>2.08</b>      | <b>0.00</b>       | <b>2.08</b>      | <b>0.00</b>      | <b>1.95</b>      | <b>0.00</b>      | <b>1.94</b>      |
| 05 04 01  | Rural development financed by the EAGGF-Guarantee section - Programming period 2000-2006 (4)   | pm               | pm               | pm                     | pm               | pm                    | pm               | pm                | pm               | pm               | pm               | pm               | pm               |
| 05 04 03  | Plant and animal genetic resources - Completion of earlier measures                            | pm               | 2.08             | pm                     | 2.08             | pm                    | 2.08             | pm                | 2.08             | pm               | 1.95             | pm               | 1.94             |
| <b>05 07</b>  | <b>AUDIT OF AGRICULTURAL EXPENDITURE</b>   | <b>-62.50</b>    | <b>-62.50</b>    | <b>-482.50</b>         | <b>-482.50</b>   | <b>-62.50</b>         | <b>-62.50</b>    | <b>-62.50</b>     | <b>-62.50</b>    | <b>-262.50</b>   | <b>-262.50</b>   | <b>-262.50</b>   | <b>-262.50</b>   |
| 05 07 01  | Control of agricultural expenditure (5)  | -65.50           | -65.50           | -485.50                | -485.50          | -65.50                | -65.50           | -65.50            | -65.50           | -265.50          | -265.50          | -265.50          | -265.50          |
| 05 07 02  | Settlement of disputes   | 3.00             | 3.00             | 3.00                   | 3.00             | 3.00                  | 3.00             | 3.00              | 3.00             | 3.00             | 3.00             | 3.00             | 3.00             |
| <b>05 08</b>  | <b>POLICY STRATEGY AND COORDINATION OF POLICY AREA AGRICULTURE &amp; RURAL DEVELOPMENT (6)</b> | <b>25.73</b>     | <b>24.92</b>     | <b>24.73</b>           | <b>23.92</b>     | <b>25.73</b>          | <b>24.92</b>     | <b>25.73</b>      | <b>24.92</b>     | <b>25.73</b>     | <b>23.98</b>     | <b>25.73</b>     | <b>23.95</b>     |
| 05 08 01  | Farm Accountancy Data Network (FADN)   | 14.23            | 13.27            | 14.23                  | 13.27            | 14.23                 | 13.27            | 14.23             | 13.27            | 14.23            | 12.46            | 14.23            | 12.44            |
| 05 08 02  | Surveys on the structure of agricultural holdings  | 0.55             | 0.55             | 0.55                   | 0.55             | 0.55                  | 0.55             | 0.55              | 0.55             | 0.55             | 0.52             | 0.55             | 0.52             |
| 05 08 03  | Restructuring of systems for agricultural surveys  | 1.46             | 1.61             | 1.46                   | 1.61             | 1.46                  | 1.61             | 1.46              | 1.61             | 1.46             | 1.51             | 1.46             | 1.51             |
| 05 08 06  | Enhancing public awareness of the common agricultural policy                                   | 8.00             | 8.00             | 7.50                   | 7.50             | 8.00                  | 8.00             | 8.00              | 8.00             | 8.00             | 8.00             | 8.00             | 8.00             |
| 05 08 09  | EAGF - Operational technical assistance  | 1.49             | 1.49             | 0.99                   | 0.99             | 1.49                  | 1.49             | 1.49              | 1.49             | 1.49             | 1.49             | 1.49             | 1.49             |
| EAGF under policy area 05 (Agriculture and rural development) |  | <b>43 374.51</b> | <b>43 376.46</b> | <b>42 913.69</b>       | <b>42 915.65</b> | <b>43 730.51</b>      | <b>43 732.46</b> | <b>43 028.31</b>  | <b>43 030.26</b> | <b>42 508.31</b> | <b>42 509.09</b> | <b>42 508.31</b> | <b>42 509.05</b> |
| EAGF under policy area 11 (Maritime affairs and fisheries)    |  | <b>30.00</b>     | <b>27.50</b>     | <b>30.00</b>           | <b>27.50</b>     | <b>30.00</b>          | <b>27.50</b>     | <b>30.00</b>      | <b>27.50</b>     | <b>30.00</b>     | <b>25.83</b>     | <b>30.00</b>     | <b>25.77</b>     |
| EAGF under policy area 17 (Health and consumer protection)    |  | <b>342.90</b>    | <b>252.80</b>    | <b>333.53</b>          | <b>237.93</b>    | <b>352.90</b>         | <b>252.80</b>    | <b>342.90</b>     | <b>252.80</b>    | <b>352.90</b>    | <b>253.69</b>    | <b>352.90</b>    | <b>253.69</b>    |
| <b>TOTAL 2011 EAGF APPROPRIATIONS</b>                         |  | <b>43 747.40</b> | <b>43 656.76</b> | <b>43 277.21</b>       | <b>43 181.07</b> | <b>44 113.40</b>      | <b>44 012.76</b> | <b>43 401.20</b>  | <b>43 310.56</b> | <b>42 891.20</b> | <b>42 788.60</b> | <b>42 891.20</b> | <b>42 788.50</b> |
| 05 02 16  | Sugar Restructuring Fund   | pm               | pm               | pm                     | pm               | pm                    | pm               | pm                | pm               | pm               | pm               | pm               | pm               |
| <b>TOTAL 2011 APPROPRIATIONS</b>                              |  | <b>43 747.40</b> | <b>43 656.76</b> | <b>43 277.21</b>       | <b>43 181.07</b> | <b>44 113.40</b>      | <b>44 012.76</b> | <b>43 401.20</b>  | <b>43 310.56</b> | <b>42 891.20</b> | <b>42 788.60</b> | <b>42 891.20</b> | <b>42 788.50</b> |

(1) The budget item concerning EAGF is 05 01 04 01.

(2) Additional needs to be covered by assigned revenue: for the DB estimated at EUR 100 million, for the AL estimated at EUR 300 million and for the new DB estimated at 500 million

(3) Additional needs to be covered by assigned revenue: for the DB estimated at EUR 588 million, for the AL estimated at EUR 617 million and for the new DB estimated at 747 million

(4) Rural Development financed by the ex-European Agricultural Guidance and Guarantee Fund-Guarantee section (EAGGF) - Programming period 2000-2006

(5) Control of agricultural expenditure: Article 05 07 01, except items 05 07 01 10 and 05 07 01 11.

(6) Budget lines 05 02 08 13, 05 02 17 and 05 08 10 concern pilot projects and are excluded

\* CA : Commitment Appropriations

\*\* PA: Payment Appropriations

\*\*\* DB: Draft Budget

\*\*\*\* EP: European Parliament

ANNEX 2

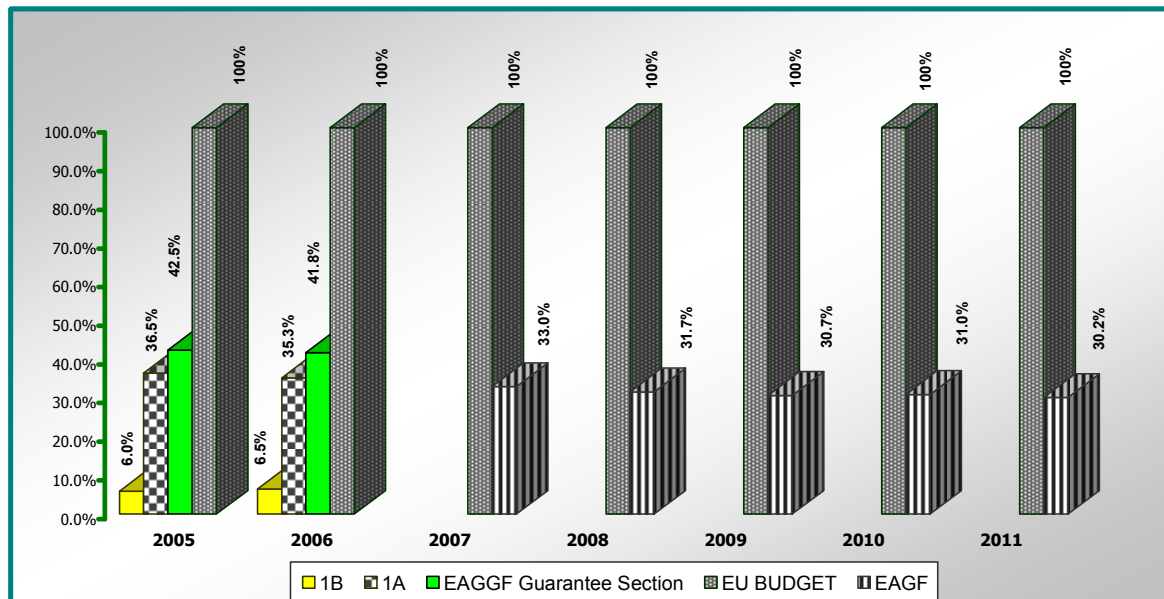
PART OF THE EUROPEAN AGRICULTURAL GUARANTEE FUND - EAGF IN THE EU (Commission) BUDGET  
 2005 to 2011 FINANCIAL YEARS (\*)

Commitment Appropriations

| BUDGET YEAR  | 2005         | 2006         | 2007         | 2008         | 2009         | 2010         | 2011         |
|--|--------------|--------------|--------------|--------------|--------------|--------------|--------------|
| <b>European Union BUDGET**</b>   | 100%         | 100%         | 100%         | 100%         | 100%         | 100%         | 100%         |
| <b>European Agricultural Guidance and Guarantee Fund - Guarantee Section</b> | <b>42.5%</b> | <b>41.8%</b> |              |              |              |              |              |
| of which 1A  | 36.5%        | 35.3%        |              |              |              |              |              |
| of which 1B  | 6.0%         | 6.5%         |              |              |              |              |              |
| <b>European Agricultural Guarantee Fund</b>                                  |              |              | <b>33.0%</b> | <b>31.7%</b> | <b>30.7%</b> | <b>31.0%</b> | <b>30.2%</b> |

(\*) Financial years 2005 and 2006: European Agricultural Guidance and Guarantee Fund-Guarantee Section (EAGGF). Financial years 2007 to 2011: European Agricultural Guarantee Fund (EAGF).

(\*\*) Commission Budget of the European Union Budget.



Annex 3  
 Summary of outturn for 2011

EAGF - BUDGET

| In EUR   |                           |                          |   |                       |
|--|---------------------------|--------------------------|---|-----------------------|
| Expenditure section of budget (1)                          | Commitment appropriations | Payment appropriations   | Revenue section of budget (AR) (2)  | Estimates             |
| <b>1. Initial appropriations for EAGF of which</b>         | <b>42 891 201 900.00</b>  | <b>42 788 499 841.00</b> | 1. Conformity clearance   | 600 000 000.00        |
| 1a. Appropriations under shared management                 | 42 465 900 000.00         | 42 465 900 000.00        | 2. Irregularities   | 88 000 000.00         |
| 1b. Appropriations under centralised direct management (3) | 425 301 900.00            | 322 599 841.00           | 3. Superlevy from milk producers  | 19 000 000.00         |
| <b>2. Amending budget 6/2011</b>                           | <b>-23 140 000.00</b>     | <b>0.00</b>              | 4. Temporary restructuring amounts for sugar sector (4)   | 0.00                  |
| <b>3. Transfer to / out of EAGF in the year</b>            | <b>500 000.00</b>         | <b>3 110 000.00</b>      | <b>Total forecasted assigned revenue</b>  | <b>707 000 000.00</b> |
| <b>4. Final appropriations for EAGF of which</b>           | <b>42 868 561 900.00</b>  | <b>42 791 609 841.00</b> | (1) Appropriations entered in the 2011 budget taking into account the assigned revenue to be collected in 2011 and the one carried over from 2010 to 2011 in accordance with Article 10 of the Council Regulation (EC) No 1605/2002 |                       |
| 4a. Appropriations under shared management                 | 42 465 900 000.00         | 42 465 900 000.00        | (2) AR: Assigned revenue. There are no amounts of revenue entered on the revenue line (p.m.), but the forecast amount is indicated in the budget comments   |                       |
| 5b. Appropriations under centralised direct management     | 402 661 900.00            | 325 709 841.00           |   |                       |

(3) 83% of commitment appropriations concern policy area 17 - Health and Consumer Protection. The rest concern policy area 05 - Agriculture and rural development (10%) and policy area 11 - Maritime Affairs and Fisheries (7%)

(4) This revenue is used to provide appropriations for the payment of Sugar Restructuring Fund aids

EAGF - EXECUTION

| In EUR  |  |   |
|---|--|---|
| Summary of execution                                | Execution of commitment appropriations | Execution of payment appropriations (5) |
| Shared management :                                 | 43 772 404 535.48                      | 43 772 404 535.48                       |
| - of which Sugar Restructuring Fund                 | 187 935 635.21                         | 187 935 635.21                          |
| Expenditure under centralised direct management (6) | 385 606 709.61                         | 344 507 317.37                          |
| <b>Total</b>  | <b>44 158 011 245.09</b>               | <b>44 116 911 852.85</b>                |

(5) Committed amounts. Commitment and payment less assigned revenue received: EUR 43 105 570 603,39

(6) Includes commitment and payments made for assigned revenue collected in 2011, assigned revenue carried over from previous year and other appropriations amounts carried over (EUR 450 372.91 for commitments and EUR 11 556 137.61 for payments)

| Assigned Revenue (excluding Sugar Restructuring Fund) |                       |
|---|-----------------------|
| Forecasted revenue                                    | 707 000 000.00        |
| Revenue received                                      | 666 826 618.99        |
| <b>Difference</b>                                     | <b>-40 173 381.01</b> |

| In EUR  |                             |                             |   |
|---|-----------------------------|-----------------------------|---|
| Expenditure under shared management, excluding Sugar Restructuring Fund |                             |                             |   |
|   | Initial appropriations (C1) | Appropriations from AR (C4) | Carry over of appropriations from AR of 2010 (C5) |
| Appropriations  | 42 465 900 000.00           | 666 826 618.99              | 905 096 386.29                                    |
| Execution (7)   | 42 454 029 213.56           | 225 343 300.42              | 905 096 386.29                                    |
| Appropriations cancelled  | 11 870 786.44               | -                           | 0.00  |
| Carry over to 2012  | -                           | 441 483 318.57              | -   |

(7) Commitment appropriations = payment appropriations

| In EUR                    |          |                               |                             |   |  |
|---------------------------|----------|-------------------------------|-----------------------------|---|--|
| Sugar Restructuring Fund  |          |                               |                             |   |  |
| Revenue section of budget |          | Expenditure section of budget |                             |   |  |
|                           |          | Initial appropriations (C1)   | Appropriations from AR (C4) | Carry over of appropriations from 2010 (C5) |  |
| Forecasted revenue        | 0.00     | pm                            | 7 313.10                    | 1 044 756 804.57                            |  |
|                           |          | Appropriations Execution (8)  | -4 938 186.20               | 192 873 821.41                              |  |
| Revenue received          | 7 313.10 | Appropriations cancelled      | -                           | 0.00  |  |
|                           |          | Carry over to 2012            | 4 945 499.30                | 851 882 983.16                              |  |

(8) Commitment appropriations = payment appropriations

| In EUR   |                           |               |                         |                         |
|--|---------------------------|---------------|-------------------------|-------------------------|
| Expenditure under centralised direct management              |                           |               |                         |                         |
|  | Commitment appropriations | Decommitments | Payments appropriations | Carry over to 2012 (10) |
| 1. Appropriations (C1) including transfers to / out EAGF (9) | 402 661 900.00            |               | 325 709 841.00          | -                       |
| 2. Execution (C1)  | 385 156 336.70            |               | 304 613 983.52          | 15 480 489.32           |
| 3. Appropriations cancelled                                  | 17 505 563.30             |               | 5 615 368.16            | -                       |

(9) Includes Amending Budget and transfers to / out EAGF: EUR 500 000 for commitment appropriations and EUR 3 110 000 for payment appropriations

(10) Carry over to 2012 only for non differentiated appropriations

| In EUR   |                           |               |               |              |
|--|---------------------------|---------------|---------------|--------------|
| Expenditure under centralised direct management - Carry over from 2010 to 2011 (non differentiated appropriations) | Commitment appropriations | Decommitments | Payments      | Cancelled    |
| Carried over appropriations  | 31 740 465.18             | 1 712 891.49  | 28 337 196.24 | 1 690 377.45 |

| TRDI EU 10 (11) | Commitment appropriations | Execution of commitment appropriations | Payment appropriations | Execution of payment appropriations | Remaining |
|-----------------|---------------------------|--|------------------------|-------------------------------------|-----------|
| <b>2011</b>     | 0.00                      | 0.00                                   | 0.00                   | 0.00                                | 0.00      |

(11) TRDI: Transitional Rural Development Instrument for EU 10

| TRDI EU-10 | Outstanding commitments (RAL) | Execution of payment | Outstanding commitments (RAL) (12) |
|------------|-------------------------------|----------------------|------------------------------------|
| 2006       | 18 883 583.40                 | 0.00                 | 0.00                               |

(12) The amount of EUR 18 883 583.4 was decommitted during the 2011 financial year

ANNEX 4

Monthly reimbursements to Member States in the 2011 financial year

| TO PAY<br>in EUR | 2010.11<br>January   | 2010.12<br>February   | 2011.01<br>March     | 2011.02<br>April     | 2011.03<br>May       | 2011.04<br>June      | 2011.05<br>July    | 2011.06<br>August    | 2011.07<br>September | 2011.08<br>October | 2011.09<br>November | 2011.10<br>December | 2011              | Financial year<br>2011 |    |
|------------------|----------------------|-----------------------|----------------------|----------------------|----------------------|----------------------|--------------------|----------------------|----------------------|--------------------|---------------------|---------------------|-------------------|------------------------|----|
|                  |                      |                       |                      |                      |                      |                      |                    |                      |                      |                    |                     |                     | Compl. Payment    |                        |    |
| BE               | 135 280 000          | 415 560 000           | 4 540 000            | 4 060 000            | 24 930 000           | -520 000             | 6 410 000          | -250 000             | 6 490 000            | 8 900 000          | 10 970 000          | 18 420 000          | 8 583             | 634 798 583            | BE |
| BG               | 340 000              | 11 540 000            | -4 800 000           | 1 030 000            | 182 430 000          | 87 180 000           | 16 630 000         | 780 000              | 710 000              | 2 250 000          | 510 000             | 3 060 000           | 7 954             | 301 667 954            | BG |
| CZ               | 1 330 000            | 587 900 000           | 36 860 000           | 20 430 000           | -1 760 000           | -3 460 000           | 1 540 000          | 12 440 000           | 2 550 000            | 2 810 000          | 4 930 000           | 1 930 000           | 3 043             | 667 503 043            | CZ |
| DK               | -2 570 000           | 897 460 000           | 19 890 000           | 11 780 000           | 16 570 000           | -2 040 000           | 1 040 000          | 620 000              | 3 670 000            | 4 190 000          | 3 360 000           | 4 060 000           | 3 357             | 958 033 357            | DK |
| DE               | 13 800 000           | 5 227 460 000         | 76 990 000           | -16 830 000          | -1 910 000           | -19 230 000          | 15 290 000         | 56 610 000           | 29 860 000           | 42 130 000         | 63 620 000          | 32 750 000          | 3 083             | 5 520 543 083          | DE |
| EE               | 100 000              | 71 690 000            | -150 000             | -1 930 000           | -720 000             | 720 000              | 560 000            | 1 830 000            | 450 000              | 290 000            | 650 000             | 1 060 000           | 3 780             | 74 553 780             | EE |
| IE               | 553 660 000          | 573 690 000           | 51 120 000           | 61 550 000           | 12 940 000           | 3 820 000            | 9 640 000          | 3 300 000            | 5 950 000            | 4 520 000          | 3 900 000           | 25 180 000          | 3 415             | 1 309 273 415          | IE |
| EL               | 980 990 000          | 990 330 000           | -85 130 000          | 189 410 000          | 5 260 000            | 67 430 000           | 9 870 000          | -33 960 000          | 10 340 000           | 64 750 000         | 7 200 000           | 22 400 000          | -16 970           | 2 228 873 030          | EL |
| ES               | 1 490 960 000        | 2 899 590 000         | 34 260 000           | 92 950 000           | 225 840 000          | 284 910 000          | 111 790 000        | 246 670 000          | 50 470 000           | 40 960 000         | 151 210 000         | 177 290 000         | -506 772          | 5 806 393 228          | ES |
| FR               | 3 163 750 000        | 4 537 270 000         | 71 150 000           | 60 710 000           | 298 380 000          | 40 360 000           | 79 950 000         | 217 540 000          | 61 570 000           | 89 530 000         | 71 610 000          | 62 490 000          | -1 639 069        | 8 752 670 931          | FR |
| IT               | 1 420 790 000        | 1 476 740 000         | 130 730 000          | 241 200 000          | 208 450 000          | 231 530 000          | 168 260 000        | 375 050 000          | 70 290 000           | 57 000 000         | 94 530 000          | 272 060 000         | 4 761             | 4 746 634 761          | IT |
| CY               | -57 000              | 1 772 000             | 9 402 000            | 13 543 000           | 1 692 000            | 237 000              | 1 439 000          | 5 863 000            | 777 000              | 1 668 000          | 4 584 000           | 1 162 000           | 610               | 42 082 610             | CY |
| LV               | 36 880 000           | 15 530 000            | 1 410 000            | 30 070 000           | 16 460 000           | 4 630 000            | 2 280 000          | 2 120 000            | 520 000              | 100 000            | 1 470 000           | 530 000             | 6 965             | 112 006 965            | LV |
| LT               | 55 350 000           | 58 330 000            | 105 610 000          | 15 950 000           | 13 400 000           | 11 280 000           | 6 570 000          | 4 840 000            | 2 090 000            | 2 210 000          | 1 670 000           | 600 000             | 899               | 277 900 899            | LT |
| LU               | 16 925 000           | 16 612 000            | 273 000              | 212 000              | 147 000              | 5 000                | 59 000             | 221 000              | 17 000               | 61 000             | 18 000              | 15 000              | 674               | 34 565 674             | LU |
| HU               | 423 700 000          | 435 120 000           | 11 870 000           | 3 900 000            | 42 470 000           | 17 550 000           | 17 480 000         | 60 500 000           | 10 820 000           | 6 820 000          | 22 410 000          | 10 610 000          | 87 563            | 1 063 337 563          | HU |
| MT               | 0                    | 27 000                | 3 000                | 72 000               | 3 468 000            | 106 000              | 92 000             | 33 000               | 40 000               | 114 000            | 41 000              | 105 000             | 335               | 4 101 335              | MT |
| NL               | 3 540 000            | 219 490 000           | 61 710 000           | 170 370 000          | 118 720 000          | 128 580 000          | 40 450 000         | 62 640 000           | 17 900 000           | 3 260 000          | 4 500 000           | 45 640 000          | 62                | 876 800 062            | NL |
| AT               | 2 430 000            | 608 870 000           | 1 120 000            | 76 110 000           | 10 810 000           | 30 100 000           | 970 000            | 4 710 000            | 1 380 000            | 3 800 000          | 2 970 000           | 2 510 000           | 3 095             | 745 783 095            | AT |
| PL               | 23 850 000           | 750 410 000           | 350 040 000          | 599 290 000          | 321 440 000          | 189 720 000          | 61 270 000         | 54 660 000           | 31 990 000           | 20 970 000         | 125 480 000         | 8 450 000           | 7 480             | 2 537 577 480          | PL |
| PT               | 17 040 000           | 482 590 000           | 27 760 000           | 45 900 000           | 38 740 000           | 6 930 000            | 27 190 000         | 41 360 000           | 6 880 000            | 18 560 000         | 14 740 000          | 22 080 000          | 4 181             | 749 774 181            | PT |
| RO               | 172 510 000          | 177 140 000           | -12 100 000          | 125 800 000          | 110 460 000          | 34 860 000           | 58 430 000         | 47 210 000           | 15 160 000           | 16 240 000         | 13 610 000          | 9 650 000           | 3 165             | 768 973 165            | RO |
| SI               | 190 000              | 12 330 000            | 49 770 000           | 21 170 000           | 2 810 000            | 11 420 000           | 1 190 000          | 660 000              | 980 000              | 160 000            | 640 000             | 3 070 000           | 7 622             | 104 397 622            | SI |
| SK               | 2 720 000            | 247 400 000           | 4 370 000            | 12 460 000           | 6 900 000            | 2 480 000            | 4 230 000          | 5 170 000            | 2 760 000            | 4 500 000          | 3 810 000           | 1 360 000           | 5 180             | 298 165 180            | SK |
| FI               | 1 520 000            | 514 500 000           | 1 120 000            | -9 970 000           | -4 440 000           | -12 810 000          | 300 000            | 2 110 000            | 2 520 000            | 520 000            | 2 640 000           | 660 000             | 2 934             | 498 672 934            | FI |
| SE               | 3 330 000            | 662 760 000           | 5 890 000            | 2 700 000            | 19 790 000           | 4 440 000            | -1 470 000         | 690 000              | -580 000             | 630 000            | 5 200 000           | 2 180 000           | 5 200             | 705 565 200            | SE |
| UK               | 9 000 000            | 2 517 330 000         | 142 550 000          | 146 430 000          | 117 810 000          | 121 600 000          | 101 780 000        | 84 950 000           | 21 780 000           | 9 640 000          | 7 910 000           | 4 140 000           | 1 472             | 3 284 921 472          | UK |
| <b>TOTAL</b>     | <b>8 527 358 000</b> | <b>24 409 441 000</b> | <b>1 096 258 000</b> | <b>1 918 367 000</b> | <b>1 791 087 000</b> | <b>1 241 828 000</b> | <b>743 240 000</b> | <b>1 258 367 000</b> | <b>357 384 000</b>   | <b>406 583 000</b> | <b>624 183 000</b>  | <b>733 462 000</b>  | <b>-1 987 397</b> | <b>43 105 570 603</b>  |    |

**ANNEX 5**

**Centralised payments carried out directly by the European Commission during financial year 2011 (differentiated appropriations)**

in Euro

| <b>Centralised direct payments on the appropriations of the 2011 Budget</b>   |                                |                       |                        |                            |
|---|--------------------------------|-----------------------|------------------------|----------------------------|
| Budget item concerning certain agricultural measures  | Commitment appropriations 2011 | Commitments           | Payment appropriations | Amounts charged (payments) |
| 05 02 10 02   | 1 110 000.00                   | 998 099.07            | 1 692 495.00           | 1 481 806.18               |
| 05 04 03 02   | pm                             | 0.00                  | 1 944 383.00           | 910 712.69                 |
| 05 08 01 00   | 14 232 532.00                  | 14 230 188.13         | 12 435 305.00          | 11 629 870.79              |
| 05 08 02 00   | 499 000.00                     | 201 455.00            | 464 379.00             | 302 462.64                 |
| 05 08 03 00   | 1 511 000.00                   | 1 443 608.22          | 1 556 749.00           | 1 443 813.54               |
| 11 02 01 01   | 15 500 000.00                  | 14 961 004.69         | 14 354 624.00          | 14 354 624.00              |
| 11 02 03 01   | 14 996 768.00                  | 14 996 768.00         | 14 524 306.00          | 14 524 306.00              |
| 17 04 01 01   | 250 190 000.00                 | 237 564 627.09        | 185 807 906.50         | 185 807 085.00             |
| 17 04 02 01   | 14 528 262.92                  | 13 506 114.85         | 13 000 000.00          | 12 949 944.30              |
| 17 04 03 01   | 10 053 119.41                  | 10 053 119.41         | 15 077 093.50          | 14 386 939.40              |
| 17 04 04 01   | 22 188 617.67                  | 21 256 677.24         | 12 000 000.00          | 10 897 456.25              |
| 17 04 07 01   | 30 000 000.00                  | 29 539 222.00         | 25 000 000.00          | 24 999 999.05              |
| <b>TOTAL</b>  | <b>374 809 300.00</b>          | <b>358 750 883.70</b> | <b>297 857 241.00</b>  | <b>293 689 019.84</b>      |
| <b>Centralised direct payments on not-automatically carried over appropriations from financial year 2010 to financial year 2011</b> |                                |                       |                        |                            |
| Budget item concerning certain agricultural measures  | Carryovers                     | Commitments           | Payment appropriations | Amounts charged (payments) |
| <b>C2</b>   |                                |                       |                        |                            |
| 05 04 03 02   | 0.00                           | 0.00                  | 353 048.21             | 0.00                       |
| 05 08 01 00   | 0.00                           | 0.00                  | 860 000.00             | 860 000.00                 |
| 05 08 03 00   | 0.00                           | 0.00                  | 48 000.00              | 0.00                       |
| 11 02 01 01   | 0.00                           | 0.00                  | 3 146 391.86           | 2 805 724.22               |
| 11 02 03 01   | 0.00                           | 0.00                  | 14 996 768.00          | 2 350 997.51               |
| 17 04 02 01   | 0.00                           | 0.00                  | 6 000 000.00           | 4 776 724.82               |
| <b>C4</b>   |                                |                       |                        |                            |
| 05 08 02 00   | 40 160.01                      | 0.00                  | 40 160.01              | 0.00                       |
| 17 04 01 01   | 822 848.30                     | 0.00                  | 822 848.30             | 0.00                       |
| 17 04 07 01   | 313 646.21                     | 0.00                  | 313 646.21             | 312 318.15                 |
| <b>C5</b>   |                                |                       |                        |                            |
| 05 08 02 00   | 8 419.77                       | 0.00                  | 8 419.77               | 0.00                       |
| 17 04 01 01   | 450 372.91                     | 450 372.91            | 450 372.91             | 450 372.91                 |
| 17 04 07 01   | 18 577.69                      | 0.00                  | 0.00                   | 0.00                       |
| <b>TOTAL</b>  | <b>1 654 024.89</b>            | <b>450 372.91</b>     | <b>27 039 655.27</b>   | <b>11 556 137.61</b>       |

**ANNEX 6**

**Centralised payments carried out directly by the European Commission during financial year 2011 (non-differentiated appropriations)**

in Euro

| <b>Centralised direct payments on the appropriations of the 2011 Budget</b>   |                        |                      |  |                            |                        |
|---|------------------------|----------------------|--|----------------------------|------------------------|
| Budget item concerning certain agricultural measures  | Appropriations 2011    | Commitments          | Cancelled commitment appropriations    | Amounts charged (payments) | Automatic carryovers   |
| 05 01 04 01   | 9 062 600.00           | 8 442 043.26         | 620 556.74                             | 1 860 039.53               | 6 582 003.73           |
| 05 07 01 02   | 6 500 000.00           | 6 499 903.51         | 96.49                                  | 5 564 434.45               | 935 469.06             |
| 05 08 06 00   | 8 000 000.00           | 7 987 290.56         | 12 709.44                              | 1 959 217.67               | 6 028 072.89           |
| 05 08 09 00   | 1 490 000.00           | 1 269 926.00         | 220 074.00                             | 347 311.24                 | 922 614.76             |
| 17 01 04 01   | 700 000.00             | 441 068.44           | 258 931.56                             | 18 255.01                  | 422 813.43             |
| 17 01 04 05   | 700 000.00             | 420 149.23           | 279 850.77                             | 75 705.78                  | 344 443.45             |
| 17 01 04 07   | 300 000.00             | 245 072.00           | 54 928.00                              | 0.00                       | 245 072.00             |
| 17 01 04 31   | 1 100 000.00           | 1 100 000.00         | 0.00                                   | 1 100 000.00               | 0.00                   |
| 17 03 02 00   | pm                     | 0.00                 | 0.00                                   | 0.00                       | 0.00                   |
| <b>TOTAL</b>  | <b>27 852 600.00</b>   | <b>26 405 453.00</b> | <b>1 447 147.00</b>                    | <b>10 924 963.68</b>       | <b>15 480 489.32</b>   |
| <b>Centralised direct payments on not-automatically carried over appropriations from financial year 2010 to financial year 2011</b> |                        |                      |  |                            |                        |
| Budget item concerning certain agricultural measures  | Carryovers             | Commitments          | Available appropriations               | Amounts charged (payments) | Still to be charged    |
| <b>C5</b>   |                        |                      |  |                            |                        |
| <b>TOTAL</b>  | <b>0.00</b>            | <b>0.00</b>          | <b>0.00</b>                            | <b>0.00</b>                | <b>0.00</b>            |
| <b>Centralised direct payments on automatically carried over appropriations from financial year 2010 to financial year 2011</b>     |                        |                      |  |                            |                        |
| Budget item concerning certain agricultural measures  | Commitments carryovers | Decommitments        | Total commitments remaining carryovers | Amounts charged (payments) | Appropriations lapsing |
| 05 01 04 01   | 5 991 327.95           | 77 193.67            | 5 914 134.28                           | 5 884 134.28               | 30 000.00              |
| 05 07 01 02   | 1 493 895.00           | 27 840.19            | 1 466 054.81                           | 1 466 054.81               | 0.00                   |
| 05 08 06 00   | 5 840 219.61           | 1 382 316.46         | 4 457 903.15                           | 4 457 903.15               | 0.00                   |
| 05 08 09 00   | 841 184.94             | 220 398.20           | 620 786.74                             | 619 211.74                 | 1 575.00               |
| 17 01 04 01   | 148 720.00             | 0.00                 | 148 720.00                             | 148 160.00                 | 560.00                 |
| 17 01 04 05   | 313 834.68             | 5 142.97             | 308 691.71                             | 256 401.14                 | 52 290.57              |
| 17 01 04 07   | 211 283.00             | 0.00                 | 211 283.00                             | 203 018.52                 | 8 264.48               |
| 17 01 04 31   | 0.00                   | 0.00                 | 0.00                                   | 0.00                       | 0.00                   |
| 17 03 02 00   | 16 900 000.00          | 0.00                 | 16 900 000.00                          | 15 302 312.60              | 1 597 687.40           |
| <b>TOTAL</b>  | <b>31 740 465.18</b>   | <b>1 712 891.49</b>  | <b>30 027 573.69</b>                   | <b>28 337 196.24</b>       | <b>1 690 377.45</b>    |



ANNEX 7  
 ANALYSIS OF BUDGETARY EXECUTION - 2011 FINANCIAL YEAR - Summary Table

Commitment Appropriations

| T   | C         | A  | HEADING   | ADOPTED BUDGET        | AMENDING           | ASSIGNED REVENUE     | TRANSFERS           | TOTAL AVAILABLE             | EXECUTION 2011        | DIFFERENCE           | ASSIGNED             | DIFFERENCE        | % EXECUTION /            |
|---|-----------|----|---|-----------------------|--------------------|----------------------|---------------------|-----------------------------|-----------------------|----------------------|----------------------|-------------------|--------------------------|
|   |           |    |   | 2011                  | BUDGET 6/2011      |                      |                     |                             |                       |                      |                      |                   |                          |
| *   | *         | *  |   | (1)                   | (2)                | (3)                  | (4)                 | (5) = (1) + (2) + (3) + (4) | (6)                   | (7) = (5) - (6)      | (8)                  | (9) = (7) - (8)   | (10) = ((6) + (8)) / (5) |
| <b>05</b>   | <b>01</b> |    | <b>ADMINISTRATIVE EXPENDITURE OF AGRICULTURE AND RURAL DEVELOPMENT POLICY AREA</b>  | <b>9 062 600</b>      | <b>0</b>           | <b>0</b>             | <b>0</b>            | <b>9 062 600</b>            | <b>8 442 043</b>      | <b>620 557</b>       | <b>0</b>             | <b>620 557</b>    | <b>93%</b>               |
| 05  | 01        | 04 | Support expenditure **  | 9 062 600             | 0                  | 0                    | 0                   | 9 062 600                   | 8 442 043             | 620 557              | 0                    | 620 557           | 93%                      |
| <b>05</b>   | <b>02</b> |    | <b>INTERVENTIONS IN AGRICULTURAL MARKETS</b>  | <b>2 964 910 000</b>  | <b>0</b>           | <b>639 711 562</b>   | <b>-247 500 000</b> | <b>3 357 121 562</b>        | <b>3 344 123 911</b>  | <b>12 997 652</b>    | <b>10 767 945</b>    | <b>2 229 707</b>  | <b>100%</b>              |
| 05  | 02        | 01 | Cereals   | 18 100 000            | 0                  | 0                    | -173 700 000        | -155 600 000                | -156 215 024          | 615 024              | 0                    | 615 024           | 100%                     |
| 05  | 02        | 02 | Rice  | p.m.                  | 0                  | 0                    | 50 000              | 50 000                      | 6 975                 | 43 025               | 0                    | 43 025            | 14%                      |
| 05  | 02        | 03 | Refunds on non-Annex I products   | 31 000 000            | 0                  | 0                    | -18 200 000         | 12 800 000                  | 12 737 349            | 62 651               | 0                    | 62 651            | 100%                     |
| 05  | 02        | 04 | Food programmes   | 500 100 000           | 0                  | 0                    | 15 000 000          | 515 100 000                 | 514 980 026           | 119 974              | 0                    | 119 974           | 100%                     |
| 05  | 02        | 05 | Sugar   | 1 200 000             | 0                  | 0                    | 1 100 000           | 2 200 000                   | 2 200 764             | 99 236               | 0                    | 99 236            | 96%                      |
| 05  | 02        | 06 | Olive oil   | 49 600 000            | 0                  | 0                    | -5 300 000          | 44 300 000                  | 44 154 284            | 145 716              | 0                    | 145 716           | 100%                     |
| 05  | 02        | 07 | Textile plants  | 30 000 000            | 0                  | 0                    | 300 000             | 30 278 365                  | 30 278 365            | 21 635               | 0                    | 21 635            | 100%                     |
| 05  | 02        | 08 | Fruits and vegetables   | 491 100 000           | 0                  | 639 711 562          | 7 850 000           | 1 138 661 562               | 1 127 882 300         | 10 779 262           | 10 767 945           | 11 317            | 100%                     |
| 05  | 02        | 09 | Products of the wine-growing sector   | 1 143 700 000         | 0                  | 0                    | -39 200 000         | 1 104 500 000               | 1 104 263 249         | 236 751              | 0                    | 236 751           | 100%                     |
| 05  | 02        | 10 | Promotion   | 59 110 000            | 0                  | 0                    | -11 700 000         | 47 410 000                  | 47 254 869            | 155 131              | 0                    | 155 131           | 100%                     |
| 05  | 02        | 11 | Other plant products/measures   | 388 900 000           | 0                  | 0                    | -21 200 000         | 367 700 000                 | 367 546 589           | 153 411              | 0                    | 153 411           | 100%                     |
| 05  | 02        | 12 | Milk and Milk products  | 100 000 000           | 0                  | 0                    | -94 600 000         | 5 400 000                   | 5 082 232             | 317 768              | 0                    | 317 768           | 94%                      |
| 05  | 02        | 13 | Beef and Veal   | 35 100 000            | 0                  | 0                    | 20 600 000          | 55 700 000                  | 55 648 071            | 51 929               | 0                    | 51 929            | 100%                     |
| 05  | 02        | 14 | Sheepmeat and goatmeat  | p.m.                  | 0                  | 0                    | 0                   | 0                           | 0                     | 0                    | 0                    | 0                 | -                        |
| 05  | 02        | 15 | Pigmeat, eggs & poultry, bee-keeping and other animal products  | 117 000 000           | 0                  | 0                    | 71 500 000          | 188 500 000                 | 188 303 860           | 196 140              | 0                    | 196 140           | 100%                     |
| <b>05</b>   | <b>03</b> |    | <b>DIRECT AIDS</b>  | <b>39 771 100 000</b> | <b>0</b>           | <b>932 211 443</b>   | <b>-85 700 000</b>  | <b>40 617 611 443</b>       | <b>40 178 029 637</b> | <b>439 581 806</b>   | <b>430 715 374</b>   | <b>8 866 432</b>  | <b>100%</b>              |
| 05  | 03        | 01 | Decoupled direct aids   | 36 324 000 000        | 0                  | 932 211 443          | 5 200 000           | 37 261 411 443              | 36 830 388 047        | 431 023 396          | 430 715 374          | 308 022           | 100%                     |
| 05  | 03        | 02 | Other direct aids   | 3 447 000 000         | 0                  | 0                    | -91 400 000         | 3 355 600 000               | 3 347 044 371         | 8 555 629            | 0                    | 8 555 629         | 100%                     |
| 05  | 03        | 03 | Additional amounts of aid   | 100 000               | 0                  | 0                    | 500 000             | 600 000                     | 597 219               | 2 781                | 0                    | 2 781             | 100%                     |
| <b>05</b>   | <b>04</b> |    | <b>RURAL DEVELOPMENT</b>  | <b>p.m.</b>           | <b>0</b>           | <b>0</b>             | <b>-6 000 000</b>   | <b>-6 000 000</b>           | <b>-6 631 997</b>     | <b>631 997</b>       | <b>0</b>             | <b>631 997</b>    | <b>111%</b>              |
| 05  | 04        | 01 | Rural development financed by the ex-EAGGF-Guarantee Section — Programming period 2000 - 2006   | p.m.                  | 0                  | 0                    | -6 000 000          | -6 000 000                  | -6 631 997            | 631 997              | 0                    | 631 997           | 111%                     |
| 05  | 04        | 03 | Other measures  | p.m.                  | 0                  | 0                    | 0                   | 0                           | 0                     | 0                    | 0                    | 0                 | -                        |
| <b>05</b>   | <b>07</b> |    | <b>AUDIT OF AGRICULTURAL EXPENDITURE</b>  | <b>-262 500 000</b>   | <b>0</b>           | <b>0</b>             | <b>339 200 000</b>  | <b>76 700 000</b>           | <b>76 445 352</b>     | <b>254 648</b>       | <b>0</b>             | <b>254 648</b>    | <b>100%</b>              |
| 05  | 07        | 01 | Control of agricultural expenditure   | -265 500 000          | 0                  | 0                    | 342 200 000         | 76 700 000                  | 76 445 352            | 254 648              | 0                    | 254 648           | 100%                     |
| 05  | 07        | 02 | Settlement of disputes  | 3 000 000             | 0                  | 0                    | -3 000 000          | 0                           | 0                     | 0                    | 0                    | 0                 | -                        |
| <b>05</b>   | <b>08</b> |    | <b>POLICY STRATEGY &amp; COORDINATION OF AGRICULTURE AND RURAL DEVELOPMENT P.A.**</b>   | <b>25 732 532</b>     | <b>0</b>           | <b>48 580</b>        | <b>0</b>            | <b>25 781 112</b>           | <b>25 132 468</b>     | <b>648 644</b>       | <b>40 160</b>        | <b>608 484</b>    | <b>98%</b>               |
| 05  | 08        | 01 | Farm Accountancy Data Network (FADN)  | 14 232 532            | 0                  | 0                    | 0                   | 14 232 532                  | 14 230 188            | 2 344                | 0                    | 2 344             | 100%                     |
| 05  | 08        | 02 | Surveys on the structure of agricultural holdings   | 550 000               | 0                  | 48 580               | -51 000             | 547 580                     | 201 455               | 346 125              | 40 160               | 305 965           | 44%                      |
| 05  | 08        | 03 | Restructuring of systems for agricultural surveys   | 1 460 000             | 0                  | 0                    | 51 000              | 1 511 000                   | 1 443 608             | 67 392               | 0                    | 67 392            | 96%                      |
| 05  | 08        | 06 | Enhancing public awareness of the common agricultural policy  | 8 000 000             | 0                  | 0                    | 0                   | 8 000 000                   | 7 987 291             | 12 709               | 0                    | 12 709            | 100%                     |
| 05  | 08        | 09 | EAGF - Operational technical assistance   | 1 490 000             | 0                  | 0                    | 0                   | 1 490 000                   | 1 269 926             | 220 074              | 0                    | 220 074           | 85%                      |
| <b>11</b>   | <b>02</b> |    | <b>FISHERIES MARKETS</b>  | <b>29 996 768</b>     | <b>0</b>           | <b>0</b>             | <b>500 000</b>      | <b>30 496 768</b>           | <b>29 957 773</b>     | <b>538 995</b>       | <b>0</b>             | <b>538 995</b>    | <b>98%</b>               |
| 11  | 02        | 01 | Intervention in fishery products  | 15 000 000            | 0                  | 0                    | 500 000             | 15 500 000                  | 14 961 005            | 538 995              | 0                    | 538 995           | 97%                      |
| 11  | 02        | 03 | Fisheries programme for the outermost regions   | 14 996 768            | 0                  | 0                    | 0                   | 14 996 768                  | 14 996 768            | 0                    | 0                    | 0                 | 100%                     |
| <b>17</b>   | <b>01</b> |    | <b>ADMINISTRATIVE EXPENDITURE OF VETERINARY COSTS</b>   | <b>2 800 000</b>      | <b>0</b>           | <b>0</b>             | <b>0</b>            | <b>2 800 000</b>            | <b>2 206 290</b>      | <b>593 710</b>       | <b>0</b>             | <b>593 710</b>    | <b>79%</b>               |
| 17  | 01        | 04 | Support expenditure for operations of 'Health and consumer protection' Policy Area  | 2 800 000             | 0                  | 0                    | 0                   | 2 800 000                   | 2 206 290             | 593 710              | 0                    | 593 710           | 79%                      |
| <b>17</b>   | <b>03</b> |    | <b>PUBLIC HEALTH</b>  | <b>p.m.</b>           | <b>0</b>           | <b>0</b>             | <b>0</b>            | <b>0</b>                    | <b>0</b>              | <b>0</b>             | <b>0</b>             | <b>0</b>          | <b>-</b>                 |
| 17  | 03        | 02 | Community tobacco fund — Direct payments by the European Union  | p.m.                  | 0                  | 0                    | 0                   | 0                           | 0                     | 0                    | 0                    | 0                 | -                        |
| <b>17</b>   | <b>04</b> |    | <b>FOOD SAFETY, ANIMAL HEALTH, ANIMAL WELFARE AND PLANT HEALTH</b>  | <b>350 100 000</b>    | <b>-23 140 000</b> | <b>1 605 445</b>     | <b>0</b>            | <b>328 565 445</b>          | <b>312 370 134</b>    | <b>16 195 312</b>    | <b>1 136 495</b>     | <b>15 058 817</b> | <b>95%</b>               |
| 17  | 04        | 01 | Animal disease eradication & monitoring programmes & monitoring of the physical conditions of animals that could pose a public health risk linked to an external factor | 270 000 000           | -19 810 000        | 1 273 221            | 0                   | 251 463 221                 | 238 015 000           | 13 448 221           | 822 848              | 12 625 373        | 95%                      |
| 17  | 04        | 02 | Other measures in the veterinary, animal welfare and public health field  | 18 100 000            | -3 330 000         | 0                    | -241 737            | 14 528 263                  | 13 506 115            | 1 022 148            | 0                    | 1 022 148         | 93%                      |
| 17  | 04        | 03 | Emergency fund for veterinary complaints & other animal contaminations which are a risk to public health  | 20 000 000            | 0                  | 0                    | -9 946 881          | 10 053 119                  | 10 053 119            | 0                    | 0                    | 0                 | 100%                     |
| 17  | 04        | 04 | Plant health measures   | 12 000 000            | 0                  | 0                    | 10 188 618          | 22 188 618                  | 21 256 677            | 931 940              | 0                    | 931 940           | 96%                      |
| 17  | 04        | 05 | Community Plant Variety Office  | p.m.                  | 0                  | 0                    | 0                   | 0                           | 0                     | 0                    | 0                    | 0                 | -                        |
| 17  | 04        | 07 | Feed and food safety and related activities   | 30 000 000            | 0                  | 332 224              | 0                   | 30 332 224                  | 29 539 222            | 793 002              | 313 646              | 479 356           | 98%                      |
| <b>TOTAL 2011 EAGF - European Agricultural Guarantee Fund</b> |           |    |   | <b>42 891 201 900</b> | <b>-23 140 000</b> | <b>1 573 577 030</b> | <b>500 000</b>      | <b>44 442 138 930</b>       | <b>43 970 075 610</b> | <b>472 063 320</b>   | <b>442 659 973</b>   | <b>29 403 347</b> | <b>100%</b>              |
| 05  | 02        | 16 | Sugar Restructuring Fund  | p.m.                  | 0                  | 1 044 764 118        | 0                   | 1 044 764 118               | 187 935 635           | 856 828 482          | 856 828 482          | 0                 | 100%                     |
| 05  | 02        | 08 | 05.02.08.13: Fruit and vegetable consumption ****   | 1 000 000             | 0                  | 0                    | 0                   | 1 000 000                   | 1 000 000             | 0                    | 0                    | 0                 | 100%                     |
| 05  | 02        | 17 | Support for farmers ****  | 3 500 000             | 0                  | 0                    | 0                   | 3 500 000                   | 0                     | 3 500 000            | 0                    | 3 500 000         | 0%                       |
| 05  | 08        | 10 | Assessing end-user costs of compliance with EU legislation in the fields of environment, animal welfare & food safety ****  | 1 500 000             | 0                  | 0                    | 0                   | 1 500 000                   | 1 468 172             | 31 828               | 0                    | 31 828            | 98%                      |
| <b>TOTAL 2011</b>   |           |    |   | <b>42 897 201 900</b> | <b>-23 140 000</b> | <b>2 618 341 148</b> | <b>500 000</b>      | <b>45 492 903 048</b>       | <b>44 160 479 417</b> | <b>1 332 423 631</b> | <b>1 299 488 456</b> | <b>32 935 175</b> | <b>100%</b>              |

(\*) T = Title / C = Chapter / A = Article.

(\*\*) The budget item concerning EAGF is 05 01 04 01.

(\*\*\*) P.A. = Policy Area

(\*\*\*\*) Pilot projects

(1) For EAGF, the Amending Budget No 6/2011 concerns only items 17 04 01 01 and 17 04 02 01: commitment appropriations were reduced by respectively 19.81 M€ and 3.33 M€.

ANNEX 8  
 ANALYSIS OF BUDGETARY EXECUTION - 2011 FINANCIAL YEAR - Detail Table

Commitment Appropriations

In EUROS

| F<br>P<br>H  | T  | C  | A  | I  | HEADING  | ADOPTED BUDGET<br>2011 | AMENDING BUDGET<br>6/2011<br>(2) | ASSIGNED REVENUE     | TRANSFERS           | TOTAL AVAILABLE<br>APPROPRIATIONS | EXECUTION 2011        | DIFFERENCE<br>EXECUTION / TOTAL<br>AVAILABLE<br>APPROPRIATIONS | ASSIGNED REVENUE<br>CARRIED OVER TO<br>2012 | DIFFERENCE<br>EXECUTION / TOTAL<br>AVAILABLE<br>APPROPRIATIONS<br>AFTER CARRY OVER<br>TO 2012 OF ASSIGNED<br>REVENUE | % EXECUTION /<br>TOTAL AVAILABLE<br>APPROPRIATIONS<br>AFTER CARRY OVER<br>TO 2012 OF ASSIGNED<br>REVENUE |
|--|----|----|----|----|--|------------------------|----------------------------------|----------------------|---------------------|-----------------------------------|-----------------------|--|---|--|--|
|  |    |    |    |    |  | (1)                    | (2)                              | (3)                  | (4)                 | (5) = (2) + (3) + (4)             | (6)                   | (7) = (5) - (6)  | (8)   | (9) = (7) - (8)  | (10) = ((6) + (8)) / (5)   |
| <b>05 AGRICULTURE AND RURAL DEVELOPMENT</b>  |    |    |    |    |  | <b>42 508 305 132</b>  | <b>0</b>                         | <b>1 571 971 585</b> | <b>0</b>            | <b>44 080 276 717</b>             | <b>43 625 541 414</b> | <b>454 735 303</b>   | <b>441 523 479</b>                          | <b>13 211 824</b>  | <b>100%</b>  |
| <b>05 01 ADMINISTRATIVE EXPENDITURE OF AGRICULTURE AND RURAL DEVELOPMENT POLICY AREA</b> |    |    |    |    |  | <b>9 062 600</b>       | <b>0</b>                         | <b>0</b>             | <b>0</b>            | <b>9 062 600</b>                  | <b>8 442 043</b>      | <b>620 557</b>   | <b>0</b>                                    | <b>620 557</b>   | <b>93%</b>   |
| 2  | 05 | 01 | 04 |    | <b>Support expenditure</b>   | <b>9 062 600</b>       | <b>0</b>                         | <b>0</b>             | <b>0</b>            | <b>9 062 600</b>                  | <b>8 442 043</b>      | <b>620 557</b>   | <b>0</b>                                    | <b>620 557</b>   | <b>93%</b>   |
| 2  | 05 | 01 | 04 | 01 | European Agricultural Guarantee Fund (EAGF) - Non-operational technical assistance | 9 062 600              | 0                                | 0                    | 0                   | 9 062 600                         | 8 442 043             | 620 557  | 0   | 620 557  | 93%  |
| <b>05 02 INTERVENTIONS IN AGRICULTURAL MARKETS</b>                                       |    |    |    |    |  | <b>2 964 910 000</b>   | <b>0</b>                         | <b>639 711 562</b>   | <b>-247 500 000</b> | <b>3 357 121 562</b>              | <b>3 344 123 911</b>  | <b>12 997 652</b>  | <b>10 767 945</b>                           | <b>2 229 707</b>   | <b>100%</b>  |
| 2  | 05 | 02 | 01 |    | <b>Cereals</b>   | <b>18 100 000</b>      | <b>0</b>                         | <b>0</b>             | <b>-173 700 000</b> | <b>-155 600 000</b>               | <b>-156 215 024</b>   | <b>615 024</b>   | <b>0</b>                                    | <b>615 024</b>   | <b>100%</b>  |
| 2  | 05 | 02 | 01 | 01 | Export refunds for cereals p.m.  | 0                      | 0                                | 0                    | 60 000              | 60 000                            | 52 097                | 7 903  | 0   | 7 903  | 87%  |
| 2  | 05 | 02 | 01 | 02 | Intervention storage of cereals  | -23 000 000            | 0                                | 0                    | -166 000 000        | -189 000 000                      | -189 471 647          | 471 647  | 0   | 471 647  | 100%   |
| 2  | 05 | 02 | 01 | 03 | Intervention for starch  | 41 000 000             | 0                                | 0                    | -7 750 000          | 33 250 000                        | 33 204 579            | 45 421   | 0   | 45 421   | 100%   |
| 2  | 05 | 02 | 01 | 99 | Other measures (cereals)   | 100 000                | 0                                | 0                    | -10 000             | 90 000                            | -52                   | 90 052   | 0   | 90 052   | 0%   |
| 2  | 05 | 02 | 02 |    | <b>Rice</b>  | <b>p.m.</b>            | <b>0</b>                         | <b>0</b>             | <b>50 000</b>       | <b>50 000</b>                     | <b>6 975</b>          | <b>43 025</b>  | <b>0</b>                                    | <b>43 025</b>  | <b>14%</b>   |
| 2  | 05 | 02 | 02 | 01 | Export refunds for rice p.m.   | 0                      | 0                                | 0                    | 50 000              | 50 000                            | 6 975                 | 43 025   | 0   | 43 025   | 14%  |
| 2  | 05 | 02 | 02 | 02 | Intervention storage of rice p.m.  | 0                      | 0                                | 0                    | 0                   | 0                                 | 0                     | 0  | 0   | 0  | -  |
| 2  | 05 | 02 | 02 | 99 | Other measures (rice) p.m.   | 0                      | 0                                | 0                    | 0                   | 0                                 | 0                     | 0  | 0   | 0  | -  |
| 2  | 05 | 02 | 03 |    | <b>Refunds on non-Annex I products</b>   | <b>31 000 000</b>      | <b>0</b>                         | <b>0</b>             | <b>-18 200 000</b>  | <b>12 800 000</b>                 | <b>12 737 349</b>     | <b>62 651</b>  | <b>0</b>                                    | <b>62 651</b>  | <b>100%</b>  |
| 2  | 05 | 02 | 04 |    | <b>Food programmes</b>   | <b>500 100 000</b>     | <b>0</b>                         | <b>0</b>             | <b>15 000 000</b>   | <b>515 100 000</b>                | <b>514 980 026</b>    | <b>119 974</b>   | <b>0</b>                                    | <b>119 974</b>   | <b>100%</b>  |
| 2  | 05 | 02 | 04 | 01 | Programmes for deprived persons  | 500 000 000            | 0                                | 0                    | 15 000 000          | 515 000 000                       | 514 971 353           | 28 647   | 0   | 28 647   | 100%   |
| 2  | 05 | 02 | 04 | 99 | Other measures (food programs)   | 100 000                | 0                                | 0                    | 0                   | 100 000                           | 8 673                 | 91 327   | 0   | 91 327   | 9%   |
| 2  | 05 | 02 | 05 |    | <b>Sugar</b>   | <b>1 200 000</b>       | <b>0</b>                         | <b>0</b>             | <b>1 100 000</b>    | <b>2 300 000</b>                  | <b>2 200 764</b>      | <b>99 236</b>  | <b>0</b>                                    | <b>99 236</b>  | <b>96%</b>   |
| 2  | 05 | 02 | 05 | 01 | Export refunds for sugar and isoglucose  | 1 000 000              | 0                                | 0                    | 500 000             | 1 500 000                         | 1 475 288             | 24 712   | 0   | 24 712   | 98%  |
| 2  | 05 | 02 | 05 | 03 | Production refunds for sugar used in the chemical industry p.m.                    | 0                      | 0                                | 0                    | 800 000             | 800 000                           | 771 724               | 28 276   | 0   | 28 276   | 96%  |
| 2  | 05 | 02 | 05 | 08 | Storage measures for sugar p.m.  | 0                      | 0                                | 0                    | 10 000              | 10 000                            | 197                   | 9 803  | 0   | 9 803  | 2%   |
| 2  | 05 | 02 | 05 | 99 | Other measures (sugar)   | 200 000                | 0                                | 0                    | -210 000            | -10 000                           | -46 445               | 36 445   | 0   | 36 445   | 464%   |
| 2  | 05 | 02 | 06 |    | <b>Olive oil</b>   | <b>49 600 000</b>      | <b>0</b>                         | <b>0</b>             | <b>-5 300 000</b>   | <b>44 300 000</b>                 | <b>44 154 284</b>     | <b>145 716</b>   | <b>0</b>                                    | <b>145 716</b>   | <b>100%</b>  |
| 2  | 05 | 02 | 06 | 03 | Storage measures for olive oil p.m.  | 0                      | 0                                | 0                    | 0                   | 0                                 | 0                     | 0  | 0   | 0  | -  |
| 2  | 05 | 02 | 06 | 05 | Quality improvement measures   | 48 000 000             | 0                                | 0                    | -3 800 000          | 44 200 000                        | 44 141 642            | 58 358   | 0   | 58 358   | 100%   |
| 2  | 05 | 02 | 06 | 99 | Other measures (olive oil)   | 1 600 000              | 0                                | 0                    | -1 500 000          | 100 000                           | 12 642                | 87 358   | 0   | 87 358   | 13%  |
| 2  | 05 | 02 | 07 |    | <b>Textile plants</b>  | <b>30 000 000</b>      | <b>0</b>                         | <b>0</b>             | <b>300 000</b>      | <b>30 300 000</b>                 | <b>30 278 365</b>     | <b>21 635</b>  | <b>0</b>                                    | <b>21 635</b>  | <b>100%</b>  |
| 2  | 05 | 02 | 07 | 01 | Aid for fibre flax and hemp  | 20 000 000             | 0                                | 0                    | 290 000             | 20 290 000                        | 20 272 041            | 17 959   | 0   | 17 959   | 100%   |
| 2  | 05 | 02 | 07 | 02 | Aid for cotton p.m.  | 0                      | 0                                | 0                    | 0                   | 0                                 | 0                     | 0  | 0   | 0  | -  |
| 2  | 05 | 02 | 07 | 03 | Cotton — National restructuring programmes   | 10 000 000             | 0                                | 0                    | 10 000              | 10 010 000                        | 10 006 324            | 3 676  | 0   | 3 676  | 100%   |

## ANNEX 8

## ANALYSIS OF BUDGETARY EXECUTION - 2011 FINANCIAL YEAR - Detail Table

## Commitment Appropriations

In EUROS

| F<br>P<br>H | T  | C  | A  | I  | HEADING  | ADOPTED BUDGET       | AMENDING BUDGET | ASSIGNED REVENUE   | TRANSFERS          | TOTAL AVAILABLE       | EXECUTION 2011       | DIFFERENCE                                       | ASSIGNED REVENUE        | DIFFERENCE   | DIFFERENCE  | % EXECUTION / |  |
|-------------|----|----|----|----|--|----------------------|-----------------|--------------------|--------------------|-----------------------|----------------------|--|-------------------------|--|---|---------------|--|
|             |    |    |    |    |  | 2011                 | 6/2011<br>(2)   |                    |                    | APPROPRIATIONS        |                      | EXECUTION / TOTAL<br>AVAILABLE<br>APPROPRIATIONS | CARRIED OVER TO<br>2012 | EXECUTION / TOTAL<br>AVAILABLE<br>APPROPRIATIONS<br>AFTER CARRY OVER<br>TO 2012 OF ASSIGNED<br>REVENUE | TOTAL AVAILABLE<br>APPROPRIATIONS<br>AFTER CARRY OVER<br>TO 2012 OF ASSIGNED<br>REVENUE |               |  |
|             |    |    |    |    |  | (1)                  | (2)             | (3)                | (4)                | (5) = (2) + (3) + (4) | (6)                  | (7) = (5) - (6)                                  | (8)                     | (9) = (7) - (8)  | (10) = ((6) + (8)) / (5)  |               |  |
| (1)         |    |    |    |    |  |                      |                 |                    |                    |                       |                      |  |                         |  |   |               |  |
| 2           | 05 | 02 | 08 |    | <b>Fruits and vegetables</b>                               | <b>491 100 000</b>   | <b>0</b>        | <b>639 711 562</b> | <b>7 850 000</b>   | <b>1 138 661 562</b>  | <b>1 127 882 300</b> | <b>10 779 262</b>                                | <b>10 767 945</b>       | <b>11 317</b>  | <b>100%</b>   |               |  |
| 2           | 05 | 02 | 08 | 01 | Export refunds for fruit and vegetables                    | p.m.                 | 0               | 0                  | 50 000             | 50 000                | 49 518               | 482  | 0                       | 482  | 99%   |               |  |
| 2           | 05 | 02 | 08 | 03 | Operational funds for producer organisations               | 292 000 000          | 0               | 493 850 317        | -250 000           | 785 600 317           | 785 580 704          | 19 613   | 19 613                  | 0  | 100%  |               |  |
| 2           | 05 | 02 | 08 | 09 | Compensation to encourage processing of citrus fruits      | p.m.                 | 0               | 0                  | 210 000            | 210 000               | 207 121              | 2 879  | 0                       | 2 879  | 99%   |               |  |
| 2           | 05 | 02 | 08 | 11 | Aid to producer groups for preliminary recognition         | 107 000 000          | 0               | 47 250 000         | 40 550 000         | 194 800 000           | 194 780 884          | 19 116   | 19 116                  | 0  | 100%  |               |  |
| 2           | 05 | 02 | 08 | 12 | School fruit scheme  | 90 000 000           | 0               | 0                  | -32 710 000        | 57 290 000            | 57 282 043           | 7 957  | 0                       | 7 957  | 100%  |               |  |
| 2           | 05 | 02 | 08 | 99 | Other measures (fruit and vegetables)                      | 2 100 000            | 0               | 98 611 245         | 0                  | 100 711 245           | 89 982 030           | 10 729 216                                       | 10 729 216              | 0  | 100%  |               |  |
| 2           | 05 | 02 | 09 |    | <b>Products of the wine-growing sector</b>                 | <b>1 143 700 000</b> | <b>0</b>        | <b>0</b>           | <b>-39 200 000</b> | <b>1 104 500 000</b>  | <b>1 104 263 249</b> | <b>236 751</b>                                   | <b>0</b>                | <b>236 751</b>   | <b>100%</b>   |               |  |
| 2           | 05 | 02 | 09 | 01 | Export refunds for products of the wine-growing sector     | 100 000              | 0               | 0                  | 200 000            | 300 000               | 296 640              | 3 360  | 0                       | 3 360  | 99%   |               |  |
| 2           | 05 | 02 | 09 | 02 | Storage of wine and grape must                             | 100 000              | 0               | 0                  | 250 000            | 350 000               | 306 027              | 43 973   | 0                       | 43 973   | 87%   |               |  |
| 2           | 05 | 02 | 09 | 03 | Distillation of wine                                       | 100 000              | 0               | 0                  | 200 000            | 300 000               | 293 784              | 6 216  | 0                       | 6 216  | 98%   |               |  |
| 2           | 05 | 02 | 09 | 04 | Storage measures for alcohol                               | 1 000 000            | 0               | 0                  | 630 000            | 1 630 000             | 1 616 283            | 13 717   | 0                       | 13 717   | 99%   |               |  |
| 2           | 05 | 02 | 09 | 05 | Aid for the use of must                                    | 100 000              | 0               | 0                  | 510 000            | 610 000               | 600 315              | 9 685  | 0                       | 9 685  | 98%   |               |  |
| 2           | 05 | 02 | 09 | 06 | Permanent abandonment premiums for areas under vines       | p.m.                 | 0               | 0                  | 100 000            | 100 000               | 65 398               | 34 602   | 0                       | 34 602   | 65%   |               |  |
| 2           | 05 | 02 | 09 | 07 | Restructuring and conversion of vineyards                  | p.m.                 | 0               | 0                  | -10 390 000        | -10 390 000           | -10 396 513          | 6 513  | 0                       | 6 513  | 100%  |               |  |
| 2           | 05 | 02 | 09 | 08 | National support programmes for the wine sector            | 862 300 000          | 0               | 0                  | -20 150 000        | 842 150 000           | 842 058 055          | 91 945   | 0                       | 91 945   | 100%  |               |  |
| 2           | 05 | 02 | 09 | 09 | Grubbing-up scheme   | 279 000 000          | 0               | 0                  | -9 800 000         | 269 200 000           | 269 182 398          | 17 602   | 0                       | 17 602   | 100%  |               |  |
| 2           | 05 | 02 | 09 | 99 | Other measures (wine-growing sector)                       | 1 000 000            | 0               | 0                  | -750 000           | 250 000               | 240 862              | 9 138  | 0                       | 9 138  | 96%   |               |  |
| 2           | 05 | 02 | 10 |    | <b>Promotion</b>   | <b>59 110 000</b>    | <b>0</b>        | <b>0</b>           | <b>-11 700 000</b> | <b>47 410 000</b>     | <b>47 254 869</b>    | <b>155 131</b>                                   | <b>0</b>                | <b>155 131</b>   | <b>100%</b>   |               |  |
| 2           | 05 | 02 | 10 | 01 | Promotion measures - Payments by Member States             | 58 000 000           | 0               | 0                  | -11 700 000        | 46 300 000            | 46 266 639           | 33 361   | 0                       | 33 361   | 100%  |               |  |
| 2           | 05 | 02 | 10 | 02 | Promotion measures - Direct payments by the European Union | 1 110 000            | 0               | 0                  | 0                  | 1 110 000             | 998 099              | 111 901  | 0                       | 111 901  | 90%   |               |  |
| 2           | 05 | 02 | 10 | 99 | Other measures (promotion)                                 | p.m.                 | 0               | 0                  | 0                  | 0                     | -9 869               | 9 869  | 0                       | 9 869  | -   |               |  |
| 2           | 05 | 02 | 11 |    | <b>Other plant products/measures</b>                       | <b>388 900 000</b>   | <b>0</b>        | <b>0</b>           | <b>-21 200 000</b> | <b>367 700 000</b>    | <b>367 546 589</b>   | <b>153 411</b>                                   | <b>0</b>                | <b>153 411</b>   | <b>100%</b>   |               |  |
| 2           | 05 | 02 | 11 | 01 | Dried fodder   | 129 000 000          | 0               | 0                  | 12 100 000         | 141 100 000           | 141 091 129          | 8 871  | 0                       | 8 871  | 100%  |               |  |
| 2           | 05 | 02 | 11 | 03 | Hops - Aids for producer organisations                     | 2 300 000            | 0               | 0                  | 0                  | 2 300 000             | 2 277 000            | 23 000   | 0                       | 23 000   | 99%   |               |  |
| 2           | 05 | 02 | 11 | 04 | POSEI (excluding Fish 11 02 03 and direct aids)            | 257 000 000          | 0               | 0                  | -33 200 000        | 223 800 000           | 223 718 357          | 81 643   | 0                       | 81 643   | 100%  |               |  |
| 2           | 05 | 02 | 11 | 05 | Community fund for tobacco (excluding SANCO 17 03 02)      | p.m.                 | 0               | 0                  | 400 000            | 400 000               | 378 923              | 21 077   | 0                       | 21 077   | 95%   |               |  |
| 2           | 05 | 02 | 11 | 99 | Other measures (Other plant products/measures)             | 600 000              | 0               | 0                  | -500 000           | 100 000               | 81 180               | 18 820   | 0                       | 18 820   | 81%   |               |  |
| 2           | 05 | 02 | 12 |    | <b>Milk and Milk products</b>                              | <b>100 000 000</b>   | <b>0</b>        | <b>0</b>           | <b>-94 600 000</b> | <b>5 400 000</b>      | <b>5 082 232</b>     | <b>317 768</b>                                   | <b>0</b>                | <b>317 768</b>   | <b>94%</b>  |               |  |
| 2           | 05 | 02 | 12 | 01 | Refunds for milk and milk products                         | 10 000 000           | 0               | 0                  | -4 500 000         | 5 500 000             | 5 418 602            | 81 398   | 0                       | 81 398   | 99%   |               |  |
| 2           | 05 | 02 | 12 | 02 | Intervention storage of skimmed-milk powder                | -12 000 000          | 0               | 0                  | -61 000 000        | -73 000 000           | -73 001 226          | 1 226  | 0                       | 1 226  | 100%  |               |  |
| 2           | 05 | 02 | 12 | 03 | Aid for disposal of skimmed milk                           | p.m.                 | 0               | 0                  | 0                  | 0                     | 0                    | 0  | 0                       | 0  | -   |               |  |
| 2           | 05 | 02 | 12 | 04 | Intervention storage of butter and cream                   | 10 000 000           | 0               | 0                  | -1 600 000         | 8 400 000             | 8 330 006            | 69 994   | 0                       | 69 994   | 99%   |               |  |
| 2           | 05 | 02 | 12 | 05 | Other measures relating to butterfat                       | p.m.                 | 0               | 0                  | 0                  | 0                     | -944                 | 944  | 0                       | 944  | -   |               |  |
| 2           | 05 | 02 | 12 | 06 | Intervention storage of cheese                             | 1 000 000            | 0               | 0                  | -900 000           | 100 000               | 5 323                | 94 677   | 0                       | 94 677   | 5%  |               |  |
| 2           | 05 | 02 | 12 | 08 | School milk  | 90 000 000           | 0               | 0                  | -25 700 000        | 64 300 000            | 64 235 206           | 64 794   | 0                       | 64 794   | 100%  |               |  |
| 2           | 05 | 02 | 12 | 99 | Other measures (milk and milk products)                    | 1 000 000            | 0               | 0                  | -900 000           | 100 000               | 95 266               | 4 734  | 0                       | 4 734  | 95%   |               |  |

ANNEX 8  
 ANALYSIS OF BUDGETARY EXECUTION - 2011 FINANCIAL YEAR - Detail Table

Commitment Appropriations

In EUROS

| F<br>P<br>H | T         | C         | A         | I  | HEADING  | ADOPTED BUDGET        | AMENDING BUDGET | ASSIGNED REVENUE   | TRANSFERS          | TOTAL AVAILABLE       | EXECUTION 2011        | DIFFERENCE                                       | ASSIGNED REVENUE        | DIFFERENCE   | % EXECUTION /   |
|-------------|-----------|-----------|-----------|----|--|-----------------------|-----------------|--------------------|--------------------|-----------------------|-----------------------|--|-------------------------|--|---|
|             |           |           |           |    |  | 2011                  | 6/2011<br>(2)   | (3)                | (4)                | APPROPRIATIONS        | (6)                   | EXECUTION / TOTAL<br>AVAILABLE<br>APPROPRIATIONS | CARRIED OVER TO<br>2012 | EXECUTION / TOTAL<br>AVAILABLE<br>APPROPRIATIONS<br>AFTER CARRY OVER<br>TO 2012 OF ASSIGNED<br>REVENUE | AVAILABLE<br>APPROPRIATIONS<br>AFTER CARRY OVER<br>TO 2012 OF ASSIGNED<br>REVENUE |
| (1)         |           |           |           |    |  | (1)                   | (2)             | (3)                | (4)                | (5) = (2) + (3) + (4) | (6)                   | (7) = (5) - (6)                                  | (8)                     | (9) = (7) - (8)  | (10) = ((6) + (8)) / (5)  |
| <b>2</b>    | <b>05</b> | <b>02</b> | <b>13</b> |    | <b>Beef and Veal</b>   | <b>35 100 000</b>     | <b>0</b>        | <b>0</b>           | <b>20 600 000</b>  | <b>55 700 000</b>     | <b>55 648 071</b>     | <b>51 929</b>                                    | <b>0</b>                | <b>51 929</b>  | <b>100%</b>   |
| 2           | 05        | 02        | 13        | 01 | Refunds for beef and veal  | 25 000 000            | 0               | 0                  | 21 150 000         | 46 150 000            | 46 138 877            | 11 123   | 0                       | 11 123   | 100%  |
| 2           | 05        | 02        | 13        | 02 | Intervention storage of beef and veal<br>p.m.  | 0                     | 0               | 0                  | 10 000             | 10 000                | 6 240                 | 3 760  | 0                       | 3 760  | 62%   |
| 2           | 05        | 02        | 13        | 03 | Exceptional support measures   | 1 000 000             | 0               | 0                  | -980 000           | 20 000                | 78                    | 19 922   | 0                       | 19 922   | 0%  |
| 2           | 05        | 02        | 13        | 04 | Refunds for live animals   | 9 000 000             | 0               | 0                  | 650 000            | 9 650 000             | 9 638 743             | 11 257   | 0                       | 11 257   | 100%  |
| 2           | 05        | 02        | 13        | 99 | Other measures (beef and veal)   | 100 000               | 0               | 0                  | -230 000           | -130 000              | -135 867              | 5 867  | 0                       | 5 867  | 105%  |
| <b>2</b>    | <b>05</b> | <b>02</b> | <b>14</b> |    | <b>Sheepmeat and goatmeat</b>  | <b>p.m.</b>           | <b>0</b>        | <b>0</b>           | <b>0</b>           | <b>0</b>              | <b>0</b>              | <b>0</b>   | <b>0</b>                | <b>0</b>   | <b>-</b>  |
| 2           | 05        | 02        | 14        | 01 | Intervention in the form of storage of sheepmeat and goatmeat<br>p.m.                        | 0                     | 0               | 0                  | 0                  | 0                     | 0                     | 0  | 0                       | 0  | -   |
| 2           | 05        | 02        | 14        | 99 | Other measures (sheepmeat and goatmeat)<br>p.m.  | 0                     | 0               | 0                  | 0                  | 0                     | 0                     | 0  | 0                       | 0  | -   |
| <b>2</b>    | <b>05</b> | <b>02</b> | <b>15</b> |    | <b>Pigmeat, eggs &amp; poultry, bee-keeping &amp; other animal products</b>                  | <b>117 000 000</b>    | <b>0</b>        | <b>0</b>           | <b>71 500 000</b>  | <b>188 500 000</b>    | <b>188 303 860</b>    | <b>196 140</b>                                   | <b>0</b>                | <b>196 140</b>   | <b>100%</b>   |
| 2           | 05        | 02        | 15        | 01 | Refunds on pigmeat   | 21 000 000            | 0               | 0                  | -1 850 000         | 19 150 000            | 19 120 220            | 29 780   | 0                       | 29 780   | 100%  |
| 2           | 05        | 02        | 15        | 02 | Intervention for pigmeat<br>p.m.   | 0                     | 0               | 0                  | 56 350 000         | 56 350 000            | 56 324 912            | 25 088   | 0                       | 25 088   | 100%  |
| 2           | 05        | 02        | 15        | 03 | Exceptional market-support measures for pigmeat<br>p.m.                                      | 0                     | 0               | 0                  | 0                  | 0                     | 0                     | 0  | 0                       | 0  | -   |
| 2           | 05        | 02        | 15        | 04 | Refunds on eggs  | 3 000 000             | 0               | 0                  | -150 000           | 2 850 000             | 2 783 715             | 66 285   | 0                       | 66 285   | 98%   |
| 2           | 05        | 02        | 15        | 05 | Refunds for poultrymeat  | 61 000 000            | 0               | 0                  | 20 770 000         | 81 770 000            | 81 695 321            | 74 679   | 0                       | 74 679   | 100%  |
| 2           | 05        | 02        | 15        | 06 | Specific aid for bee-keeping   | 32 000 000            | 0               | 0                  | -3 620 000         | 28 380 000            | 28 379 692            | 308  | 0                       | 308  | 100%  |
| 2           | 05        | 02        | 15        | 07 | Exceptional market-support measures for the poultrymeat and eggs<br>sector<br>p.m.           | 0                     | 0               | 0                  | 0                  | 0                     | 0                     | 0  | 0                       | 0  | -   |
| 2           | 05        | 02        | 15        | 99 | Other measures (pigmeat, eggs and poultry, bee-keeping and other<br>animal products)<br>p.m. | 0                     | 0               | 0                  | 0                  | 0                     | 0                     | 0  | 0                       | 0  | -   |
| <b>05</b>   | <b>03</b> |           |           |    | <b>DIRECT AIDS</b>   | <b>39 771 100 000</b> | <b>0</b>        | <b>932 211 443</b> | <b>-85 700 000</b> | <b>40 617 611 443</b> | <b>40 178 029 637</b> | <b>439 581 806</b>                               | <b>430 715 374</b>      | <b>8 866 432</b>   | <b>100%</b>   |
| <b>2</b>    | <b>05</b> | <b>03</b> | <b>01</b> |    | <b>Decoupled direct aids</b>   | <b>36 324 000 000</b> | <b>0</b>        | <b>932 211 443</b> | <b>5 200 000</b>   | <b>37 261 411 443</b> | <b>36 830 388 047</b> | <b>431 023 396</b>                               | <b>430 715 374</b>      | <b>308 022</b>   | <b>100%</b>   |
| 2           | 05        | 03        | 01        | 01 | SPS (Single Payment Scheme)  | 30 389 000 000        | 0               | 501 496 069        | 191 350 000        | 31 081 846 069        | 31 081 825 565        | 20 504   | 0                       | 20 504   | 100%  |
| 2           | 05        | 03        | 01        | 02 | SAPS (Single Area Payment Scheme)  | 5 136 000 000         | 0               | 0                  | -51 700 000        | 5 084 300 000         | 5 084 279 890         | 20 110   | 0                       | 20 110   | 100%  |
| 2           | 05        | 03        | 01        | 03 | Separate Sugar payment   | 273 000 000           | 0               | 0                  | -2 750 000         | 270 250 000           | 270 214 998           | 35 002   | 0                       | 35 002   | 100%  |
| 2           | 05        | 03        | 01        | 04 | Separate fruit and vegetables payment  | 13 000 000            | 0               | 0                  | -800 000           | 12 200 000            | 12 176 831            | 23 169   | 0                       | 23 169   | 100%  |
| 2           | 05        | 03        | 01        | 05 | Specific support (article 68) - decoupled direct aids  | 513 000 000           | 0               | 0                  | -130 900 000       | 382 100 000           | 381 890 763           | 209 237  | 0                       | 209 237  | 100%  |
| 2           | 05        | 03        | 01        | 99 | Other (decoupled direct aids)<br>p.m.  | 0                     | 0               | 430 715 374        | 0                  | 430 715 374           | 0                     | 430 715 374                                      | 430 715 374             | 0  | 100%  |
| <b>2</b>    | <b>05</b> | <b>03</b> | <b>02</b> |    | <b>Other direct aids</b>   | <b>3 447 000 000</b>  | <b>0</b>        | <b>0</b>           | <b>-91 400 000</b> | <b>3 355 600 000</b>  | <b>3 347 044 371</b>  | <b>8 555 629</b>                                 | <b>0</b>                | <b>8 555 629</b>   | <b>100%</b>   |
| 2           | 05        | 03        | 02        | 01 | Crops area payments  | 10 000 000            | 0               | 0                  | -6 200 000         | 3 800 000             | 3 754 407             | 45 593   | 0                       | 45 593   | 99%   |
| 2           | 05        | 03        | 02        | 04 | Supplementary aid for durum wheat: traditional production zones                              | 1 000 000             | 0               | 0                  | -1 600 000         | -600 000              | -633 786              | 33 786   | 0                       | 33 786   | 106%  |
| 2           | 05        | 03        | 02        | 05 | Production aid for seeds   | 23 000 000            | 0               | 0                  | 220 000            | 23 220 000            | 23 216 125            | 3 875  | 0                       | 3 875  | 100%  |
| 2           | 05        | 03        | 02        | 06 | Sucler-cow premium   | 952 000 000           | 0               | 0                  | -20 200 000        | 931 800 000           | 931 759 282           | 40 718   | 0                       | 40 718   | 100%  |
| 2           | 05        | 03        | 02        | 07 | Additional suckler-cow premium   | 51 000 000            | 0               | 0                  | -670 000           | 50 330 000            | 50 119 384            | 210 616  | 0                       | 210 616  | 100%  |
| 2           | 05        | 03        | 02        | 08 | Beef special premium   | 72 000 000            | 0               | 0                  | 0                  | 72 000 000            | 71 614 634            | 385 366  | 0                       | 385 366  | 99%   |
| 2           | 05        | 03        | 02        | 09 | Beef slaughter premium - calves  | 7 000 000             | 0               | 0                  | 750 000            | 7 750 000             | 7 665 425             | 84 575   | 0                       | 84 575   | 99%   |
| 2           | 05        | 03        | 02        | 10 | Beef slaughter premium - adults  | 53 000 000            | 0               | 0                  | 0                  | 53 000 000            | 51 635 685            | 1 364 315  | 0                       | 1 364 315  | 97%   |
| 2           | 05        | 03        | 02        | 13 | Sheep and goat premium   | 22 000 000            | 0               | 0                  | 1 150 000          | 23 150 000            | 23 052 887            | 97 114   | 0                       | 97 114   | 100%  |
| 2           | 05        | 03        | 02        | 14 | Sheep and goat supplementary premium   | 7 000 000             | 0               | 0                  | 30 000             | 7 030 000             | 7 019 505             | 10 495   | 0                       | 10 495   | 100%  |



ANNEX 8  
 ANALYSIS OF BUDGETARY EXECUTION - 2011 FINANCIAL YEAR - Detail Table

Commitment Appropriations

In EUROS

| F<br>P<br>H  | T  | C  | A     | I | HEADING  | ADOPTED BUDGET     | AMENDING BUDGET    | ASSIGNED REVENUE | TRANSFERS      | TOTAL AVAILABLE       | EXECUTION 2011     | DIFFERENCE                                       | ASSIGNED REVENUE        | DIFFERENCE   | % EXECUTION /   |
|--|----|----|-------|---|--|--------------------|--------------------|------------------|----------------|-----------------------|--------------------|--|-------------------------|--|---|
|  |    |    |       |   |  | 2011               | 6/2011<br>(2)      | (3)              | (4)            | APPROPRIATIONS        | (6)                | EXECUTION / TOTAL<br>AVAILABLE<br>APPROPRIATIONS | CARRIED OVER TO<br>2012 | EXECUTION / TOTAL<br>AVAILABLE<br>APPROPRIATIONS<br>AFTER CARRY OVER<br>TO 2012 OF ASSIGNED<br>REVENUE | TOTAL AVAILABLE<br>APPROPRIATIONS<br>AFTER CARRY OVER<br>TO 2012 OF ASSIGNED<br>REVENUE |
|  |    |    |       |   |  | (1)                | (2)                | (3)              | (4)            | (5) = (2) + (3) + (4) | (6)                | (7) = (5) - (6)                                  | (8)                     | (9) = (7) - (8)  | (10) = ((6) + (8)) / (5)  |
| <b>05 08 POLICY STRATEGY AND COORDINATION OF 'AGRICULTURE AND RURAL DEVELOPMENT' POLICY AREA</b> |    |    |       |   |  | <b>25 732 532</b>  | <b>0</b>           | <b>48 580</b>    | <b>0</b>       | <b>25 781 112</b>     | <b>25 132 468</b>  | <b>648 644</b>                                   | <b>40 160</b>           | <b>608 484</b>   | <b>98%</b>  |
| 2  | 05 | 08 | 01    |   | Farm Accountancy Data Network (FADN)   | 14 232 532         | 0                  | 0                | 0              | 14 232 532            | 14 230 188         | 2 344  | 0                       | 2 344  | 100%  |
| 2  | 05 | 08 | 02    |   | Surveys on the structure of agricultural holdings  | 550 000            | 0                  | 48 580           | -51 000        | 547 580               | 201 455            | 346 125  | 40 160                  | 305 965  | 44%   |
| 2  | 05 | 08 | 03    |   | Restructuring of systems for agricultural surveys  | 1 460 000          | 0                  | 0                | 51 000         | 1 511 000             | 1 443 608          | 67 392   | 0                       | 67 392   | 96%   |
| 2  | 05 | 08 | 06    |   | Enhancing public awareness of the common agricultural policy   | 8 000 000          | 0                  | 0                | 0              | 8 000 000             | 7 987 291          | 12 709   | 0                       | 12 709   | 100%  |
| 2  | 05 | 08 | 09    |   | EAGF - Operational technical assistance  | 1 490 000          | 0                  | 0                | 0              | 1 490 000             | 1 269 926          | 220 074  | 0                       | 220 074  | 85%   |
| <b>11 FISHERIES AND MARITIME AFFAIRS</b>   |    |    |       |   |  | <b>29 996 768</b>  | <b>0</b>           | <b>0</b>         | <b>500 000</b> | <b>30 496 768</b>     | <b>29 957 773</b>  | <b>538 995</b>                                   | <b>0</b>                | <b>538 995</b>   | <b>98%</b>  |
| <b>11 02 FISHERIES MARKETS</b>   |    |    |       |   |  | <b>29 996 768</b>  | <b>0</b>           | <b>0</b>         | <b>500 000</b> | <b>30 496 768</b>     | <b>29 957 773</b>  | <b>538 995</b>                                   | <b>0</b>                | <b>538 995</b>   | <b>98%</b>  |
| 2  | 11 | 02 | 01    |   | Intervention in fishery products   | 15 000 000         | 0                  | 0                | 500 000        | 15 500 000            | 14 961 005         | 538 995  | 0                       | 538 995  | 97%   |
| 2  | 11 | 02 | 01 01 |   | Intervention in fishery products - New measures  | 15 000 000         | 0                  | 0                | 500 000        | 15 500 000            | 14 961 005         | 538 995  | 0                       | 538 995  | 97%   |
| 2  | 11 | 02 | 03    |   | Fisheries programme for the outermost regions  | 14 996 768         | 0                  | 0                | 0              | 14 996 768            | 14 996 768         | 0  | 0                       | 0  | 100%  |
| 2  | 11 | 02 | 03 01 |   | Fisheries programme for the outermost regions — New measures   | 14 996 768         | 0                  | 0                | 0              | 14 996 768            | 14 996 768         | 0  | 0                       | 0  | 100%  |
| <b>17 VETERINARY EXPENDITURE</b>   |    |    |       |   |  | <b>352 900 000</b> | <b>-23 140 000</b> | <b>1 605 445</b> | <b>0</b>       | <b>331 365 445</b>    | <b>314 576 423</b> | <b>16 789 022</b>                                | <b>1 136 495</b>        | <b>15 652 527</b>  | <b>95%</b>  |
| <b>17 01 ADMINISTRATIVE EXPENDITURE of VETERINARY COSTS</b>                                      |    |    |       |   |  | <b>2 800 000</b>   | <b>0</b>           | <b>0</b>         | <b>0</b>       | <b>2 800 000</b>      | <b>2 206 290</b>   | <b>593 710</b>                                   | <b>0</b>                | <b>593 710</b>   | <b>79%</b>  |
| 2  | 17 | 01 | 04    |   | Support expenditure for operations of 'Health and consumer protection' Policy Area   | 2 800 000          | 0                  | 0                | 0              | 2 800 000             | 2 206 290          | 593 710  | 0                       | 593 710  | 79%   |
| 2  | 17 | 01 | 04 01 |   | Plant-health measures — Expenditure on administrative management   | 700 000            | 0                  | 0                | 0              | 700 000               | 441 068            | 258 932  | 0                       | 258 932  | 63%   |
| 2  | 17 | 01 | 04 05 |   | Feed and food safety and related activities — Expenditure on administrative management   | 700 000            | 0                  | 0                | 0              | 700 000               | 420 149            | 279 851  | 0                       | 279 851  | 60%   |
| 2  | 17 | 01 | 04 07 |   | Animal disease eradication and Emergency fund — Expenditure on administrative management   | 300 000            | 0                  | 0                | 0              | 300 000               | 245 072            | 54 928   | 0                       | 54 928   | 82%   |
| 2  | 17 | 01 | 04 31 |   | Executive Agency for health and consumers. Subsidy for programmes under Heading 2  | 1 100 000          | 0                  | 0                | 0              | 1 100 000             | 1 100 000          | 0  | 0                       | 0  | 100%  |
| <b>17 03 PUBLIC HEALTH</b>   |    |    |       |   |  | <b>p.m.</b>        | <b>0</b>           | <b>0</b>         | <b>0</b>       | <b>0</b>              | <b>0</b>           | <b>0</b>   | <b>0</b>                | <b>0</b>   | <b>-</b>  |
| 2  | 17 | 03 | 02    |   | Community tobacco fund — Direct payments by the European Union   | p.m.               | 0                  | 0                | 0              | 0                     | 0                  | 0  | 0                       | 0  | -   |
| <b>17 04 FOOD SAFETY, ANIMAL HEALTH, ANIMAL WELFARE &amp; PLANT HEALTH</b>                       |    |    |       |   |  | <b>350 100 000</b> | <b>-23 140 000</b> | <b>1 605 445</b> | <b>0</b>       | <b>328 565 445</b>    | <b>312 370 134</b> | <b>16 195 312</b>                                | <b>1 136 495</b>        | <b>15 058 817</b>  | <b>95%</b>  |
| 2  | 17 | 04 | 01    |   | Animal disease eradication and monitoring programmes and monitoring of the physical conditions of animals that could pose a public health risk linked to an external factor                | 270 000 000        | -19 810 000        | 1 273 221        | 0              | 251 463 221           | 238 015 000        | 13 448 221                                       | 822 848                 | 12 625 373   | 95%   |
| 2  | 17 | 04 | 01 01 |   | Animal disease eradication and monitoring programmes and monitoring of the physical conditions of animals that could pose a public-health risk linked to an external factor — New measures | 270 000 000        | -19 810 000        | 1 273 221        | 0              | 251 463 221           | 238 015 000        | 13 448 221                                       | 822 848                 | 12 625 373   | 95%   |

## ANNEX 8

## ANALYSIS OF BUDGETARY EXECUTION - 2011 FINANCIAL YEAR - Detail Table

## Commitment Appropriations

In EUROS

| F<br>P<br>H            | T  | C  | A  | I  | HEADING  | ADOPTED BUDGET<br>2011 | AMENDING BUDGET<br>6/2011<br>(2) | ASSIGNED REVENUE     | TRANSFERS         | TOTAL AVAILABLE<br>APPROPRIATIONS | EXECUTION 2011        | DIFFERENCE<br>EXECUTION / TOTAL<br>AVAILABLE<br>APPROPRIATIONS | ASSIGNED REVENUE<br>CARRIED OVER TO<br>2012 | DIFFERENCE<br>EXECUTION / TOTAL<br>AVAILABLE<br>APPROPRIATIONS<br>AFTER CARRY OVER<br>TO 2012 OF ASSIGNED<br>REVENUE | % EXECUTION /<br>TOTAL AVAILABLE<br>APPROPRIATIONS<br>AFTER CARRY OVER<br>TO 2012 OF ASSIGNED<br>REVENUE |
|------------------------|----|----|----|----|--|------------------------|----------------------------------|----------------------|-------------------|-----------------------------------|-----------------------|--|---|--|--|
|                        |    |    |    |    |  | (1)                    | (2)                              | (3)                  | (4)               | (5) = (2) + (3) + (4)             | (6)                   | (7) = (5) - (6)  | (8)   | (9) = (7) - (8)  | (10) = ((6) + (8)) / (5)   |
| (1)                    |    |    |    |    |  |                        |                                  |                      |                   |                                   |                       |  |   |  |  |
| 2                      | 17 | 04 | 02 |    | <b>Other measures in the veterinary, animal welfare and public health field</b>  | <b>18 100 000</b>      | <b>-3 330 000</b>                | <b>0</b>             | <b>-241 737</b>   | <b>14 528 263</b>                 | <b>13 506 115</b>     | <b>1 022 148</b>   | <b>0</b>                                    | <b>1 022 148</b>   | <b>93%</b>   |
| 2                      | 17 | 04 | 02 | 01 | Other measures in the veterinary, animal welfare and public-health field — New measures  | 18 100 000             | -3 330 000                       | 0                    | -241 737          | 14 528 263                        | 13 506 115            | 1 022 148  | 0   | 1 022 148  | 93%  |
| 2                      | 17 | 04 | 03 |    | <b>Emergency fund for veterinary complaints and other animal contaminations which are a risk to public health</b>                              | <b>20 000 000</b>      | <b>0</b>                         | <b>0</b>             | <b>-9 946 881</b> | <b>10 053 119</b>                 | <b>10 053 119</b>     | <b>0</b>   | <b>0</b>                                    | <b>0</b>   | <b>100%</b>  |
| 2                      | 17 | 04 | 03 | 01 | Emergency fund for veterinary complaints and other animal contaminations which are a risk to public health — New measures                      | 20 000 000             | 0                                | 0                    | -9 946 881        | 10 053 119                        | 10 053 119            | 0  | 0   | 0  | 100%   |
| 2                      | 17 | 04 | 04 |    | <b>Plant health measures</b>   | <b>12 000 000</b>      | <b>0</b>                         | <b>0</b>             | <b>10 188 618</b> | <b>22 188 618</b>                 | <b>21 256 677</b>     | <b>931 940</b>   | <b>0</b>                                    | <b>931 940</b>   | <b>96%</b>   |
| 2                      | 17 | 04 | 04 | 01 | Plant-health measures — New measures   | 12 000 000             | 0                                | 0                    | 10 188 618        | 22 188 618                        | 21 256 677            | 931 940  | 0   | 931 940  | 96%  |
| 2                      | 17 | 04 | 05 |    | <b>Community Plant Variety Office</b>  | <b>p.m.</b>            | <b>0</b>                         | <b>0</b>             | <b>0</b>          | <b>0</b>                          | <b>0</b>              | <b>0</b>   | <b>0</b>                                    | <b>0</b>   | <b>-</b>   |
| 2                      | 17 | 04 | 05 | 01 | Community Plant Variety Office - Subsidy under Titles 1 and 2  | p.m.                   | 0                                | 0                    | 0                 | 0                                 | 0                     | 0  | 0   | 0  | -  |
| 2                      | 17 | 04 | 05 | 02 | Community Plant Variety Office - Subsidy under Title 3   | p.m.                   | 0                                | 0                    | 0                 | 0                                 | 0                     | 0  | 0   | 0  | -  |
| 2                      | 17 | 04 | 07 |    | <b>Feed and food safety and related activities</b>   | <b>30 000 000</b>      | <b>0</b>                         | <b>332 224</b>       | <b>0</b>          | <b>30 332 224</b>                 | <b>29 539 222</b>     | <b>793 002</b>   | <b>313 646</b>                              | <b>479 356</b>   | <b>98%</b>   |
| 2                      | 17 | 04 | 07 | 01 | Feed and food safety and related activities — New measures   | 30 000 000             | 0                                | 332 224              | 0                 | 30 332 224                        | 29 539 222            | 793 002  | 313 646                                     | 479 356  | 98%  |
| <b>TOTAL 2011 EAGF</b> |    |    |    |    |  | <b>42 891 201 900</b>  | <b>-23 140 000</b>               | <b>1 573 577 030</b> | <b>500 000</b>    | <b>44 442 138 930</b>             | <b>43 970 075 610</b> | <b>472 063 320</b>   | <b>442 659 973</b>                          | <b>29 403 347</b>  | <b>100%</b>  |
| 2                      | 05 | 02 | 16 |    | <b>Sugar Restructuring Fund</b>  | <b>p.m.</b>            | <b>0</b>                         | <b>1 044 764 118</b> | <b>0</b>          | <b>1 044 764 118</b>              | <b>187 935 635</b>    | <b>856 828 482</b>   | <b>856 828 482</b>                          | <b>0</b>   | <b>100%</b>  |
| 2                      | 05 | 02 | 16 | 01 | Sugar Restructuring Fund   | p.m.                   | 0                                | 1 044 764 118        | 0                 | 1 044 764 118                     | 187 935 635           | 856 828 482  | 856 828 482                                 | 0  | 100%   |
| 2                      | 05 | 02 | 16 | 02 | Clearance with regard to Sugar Restructuring Fund  | p.m.                   | 0                                | 0                    | 0                 | 0                                 | 0                     | 0  | 0   | 0  | -  |
| 2                      | 05 | 02 | 08 | 13 | Pilot project - Fruit and vegetable consumption  | 1 000 000              | 0                                | 0                    | 0                 | 1 000 000                         | 1 000 000             | 0  | 0   | 0  | 100%   |
| 2                      | 05 | 02 | 17 |    | <b>Pilot projects. Support for farmers</b>   | <b>3 500 000</b>       | <b>0</b>                         | <b>0</b>             | <b>0</b>          | <b>3 500 000</b>                  | <b>0</b>              | <b>3 500 000</b>   | <b>0</b>                                    | <b>3 500 000</b>   | <b>0%</b>  |
| 2                      | 05 | 02 | 17 | 01 | Support for farmers' cooperatives  | p.m.                   | 0                                | 0                    | 0                 | 0                                 | 0                     | 0  | 0   | 0  | -  |
| 2                      | 05 | 02 | 17 | 02 | European farm prices and margins observatory   | p.m.                   | 0                                | 0                    | 0                 | 0                                 | 0                     | 0  | 0   | 0  | -  |
| 2                      | 05 | 02 | 17 | 03 | Support for farmers' & consumers' initiatives for low carbon emission, low energy consumption & locally marketed food production               | 2 000 000              | 0                                | 0                    | 0                 | 2 000 000                         | 0                     | 2 000 000  | 0   | 2 000 000  | 0%   |
| 2                      | 05 | 02 | 17 | 07 | Measures to combat speculation in agricultural commodities   | 1 500 000              | 0                                | 0                    | 0                 | 1 500 000                         | 0                     | 1 500 000  | 0   | 1 500 000  | 0%   |
| 2                      | 05 | 08 | 10 |    | <b>Pilot project — Assessing end-user costs of compliance with EU legislation in the fields of environment, animal welfare and food safety</b> | <b>1 500 000</b>       | <b>0</b>                         | <b>0</b>             | <b>0</b>          | <b>1 500 000</b>                  | <b>1 468 172</b>      | <b>31 828</b>  | <b>0</b>                                    | <b>31 828</b>  | <b>98%</b>   |
| <b>TOTAL 2011</b>      |    |    |    |    |  | <b>42 897 201 900</b>  | <b>-23 140 000</b>               | <b>2 618 341 148</b> | <b>500 000</b>    | <b>45 492 903 048</b>             | <b>44 160 479 417</b> | <b>1 332 423 631</b>   | <b>1 299 488 456</b>                        | <b>32 935 175</b>  | <b>100%</b>  |

(1) FPH = Financial Perspectives Heading / T = Title / C = Chapter / A = Article / I = Item

(2) For EAGF, the Amending Budget No 6/2011 concerns only items 17 04 01 01 and 17 04 02 01: commitment appropriations were reduced by respectively 19.81 M€ and 3.33 M€.

ANNEX 9

Assigned revenue for policy area 05 (under shared management)\* Appropriations C4

Commitment Appropriations

in EUROS

| Assigned Revenue 2011                               |       |   |                       |                              |                | Use of Assigned Revenue    |       |  |                       |                       | Carriedforward to 2012 |
|---|-------|---|-----------------------|------------------------------|----------------|----------------------------|-------|--|-----------------------|-----------------------|------------------------|
| ITEM  | Funds | Description   | Amount                | Link - Budgetary Attribution |                | Budgetary Expenditure Line | Funds | Description  | Amount                |                       |                        |
|   |       |   |                       | Budgetary Line               | Amount         |                            |       |  | Detail                | Total                 |                        |
| <b>CHAPTER 67 : REVENUE CONCERNING EAGF</b>         |       |   |                       |                              |                |                            |       |  |                       |                       |                        |
| 6 7 0 1   | IC4   | Clearance of EAGF accounts – Assigned revenue                                 | 467 339 394.15        | 05 02 08 99                  | 236 111 245.16 | 05 02 08 03                | C4    | Operational funds for producer organisations       | 90 230 386.59         |                       |                        |
|   |       |   |                       |                              |                | 05 02 08 11                | C4    | Aid to producer groups for preliminary recognition | 47 230 884.30         |                       |                        |
|   |       |   |                       |                              |                | 05 02 08 99                | C4    | Other measures (fruits & vegetables)               | 87 882 029.53         |                       |                        |
|   |       |   |                       |                              |                |                            |       |  | <b>236 111 245.16</b> | <b>225 343 300.42</b> | <b>10 767 944.74</b>   |
|   |       |   |                       | 05 03 01 99                  | 231 228 148.99 |                            |       |  |                       |                       |                        |
| 6 7 0 2   | IC4   | EAGF Irregularities – Assigned revenue  | 177 592 514.88        | 05 03 01 99                  | 177 592 514.88 |                            |       |  |                       |                       |                        |
| 6 7 0 3   | IC4   | Superlevy from milk producers – Assigned revenue                              | 21 894 709.96         | 05 03 01 99                  | 21 894 709.96  |                            |       |  |                       |                       |                        |
|   |       |   |                       |                              |                |                            |       |  | <b>430 715 373.83</b> | <b>0.00</b>           | <b>430 715 373.83</b>  |
| 6 7 0   | IC4   | Revenue concerning EAGF   | 666 826 618.99        |                              |                |                            |       |  |                       |                       |                        |
| 6 7   | IC4   | REVENUE CONCERNING EAGF *<br>TOTAL Chapter 67                                 | 666 826 618.99        |                              | 666 826 618.99 |                            |       |  |                       | 225 343 300.42        | 441 483 318.57         |
| <b>CHAPTER 68 : TEMPORARY RESTRUCTURING AMOUNTS</b> |       |   |                       |                              |                |                            |       |  |                       |                       |                        |
| 6 8 0 1   | IC4   | Temporary restructuring amounts – Assigned revenue                            | 0.00                  |                              |                |                            |       |  |                       |                       |                        |
| 6 8 0 2   |       | Irregularities concerning the temporary restructuring fund – Assigned revenue | 4 782.60              | 05 02 16 01                  | 4 782.60       |                            |       |  |                       |                       |                        |
| 6 8 0 3   |       | Clearance with regard to the temporary restructuring fund – Assigned revenue  | 2 530.50              | 05 02 16 01                  | 2 530.50       | 05 02 16 01                | C4    | Sugar Restructuring Fund                           | -4 938 186.20         |                       |                        |
|   |       |   |                       |                              |                |                            |       |  | <b>7 313.10</b>       | <b>-4 938 186.20</b>  | <b>4 945 499.30</b>    |
| 6 8 0   | IC4   | Temporary restructuring amounts   | 7 313.10              |                              |                |                            |       |  |                       |                       |                        |
| 6 8   | IC4   | TEMPORARY RESTRUCTURING AMOUNTS   | 7 313.10              |                              |                |                            |       |  |                       | -4 938 186.20         | 4 945 499.30           |
| <b>TOTAL</b>  |       |   | <b>666 833 932.09</b> |                              |                | <b>TOTAL</b>               |       |  | <b>220 405 114.22</b> | <b>446 428 817.87</b> |                        |

\* Under direct management, for the commitments of article 05 08 02 there exists assigned revenue (C4) amounting to EUR 40 160.01 which has not been used and it will be carried over to 2012.



ANNEX 10

Assigned revenue for policy area 05 (under shared management) Appropriations C5

| Commitment Appropriations                           |       |   |                         |                              |                  | in EUROS                   |       |   |                         |                       | Carriedforward to 2012 * |  |
|---|-------|---|-------------------------|------------------------------|------------------|----------------------------|-------|---|-------------------------|-----------------------|--------------------------|--|
| Assigned Revenue 2011                               |       |   |                         |                              |                  | Use of Assigned Revenue    |       |   |                         |                       |                          |  |
| ITEM  | Funds | Description   | Amount                  | Link - Budgetary Attribution |                  | Budgetary Expenditure Line | Funds | Description                                   | Amount                  |                       |                          |  |
|   |       |   |                         | Budgetary Line               | Amount           |                            |       |   | Detail                  | Total                 |                          |  |
| <b>CHAPTER 67 : REVENUE CONCERNING EAGF</b>         |       |   |                         |                              |                  |                            |       |   |                         |                       |                          |  |
| 67 0 1  | IC5   | Clearance of EAGF accounts – Assigned revenue                                 | 403 600 317.30          | 05 02 08 99                  | 403 600 317.30   | 05 02 08 03                | C5    | Operational funds for producers organisations | 403 600 317.30          |                       |                          |  |
|   |       |   |                         |                              | 403 600 317.30   | 403 600 317.30             |       |   |                         |                       | -                        |  |
| 67 0 2  | IC5   | EAGF Irregularities – Assigned revenue  | 501 496 068.99          | 05 03 01 01                  | 26 843.63        | 05 03 01 01                | C5    | SPS (single payment scheme)                   | 501 496 068.99          |                       |                          |  |
|   |       |   |                         | 05 03 01 99                  | 501 469 225.36   |                            |       |   |                         |                       |                          |  |
| 67 0 3  | IC5   | Superlevy from milk producers – Assigned revenue                              |                         |                              |                  |                            |       |   |                         |                       |                          |  |
|   |       |   |                         |                              | 501 496 068.99   | 501 496 068.99             |       |   |                         |                       | -                        |  |
| 67 0  | IC5   | Revenue concerning EAGF   | 905 096 386.29          |                              |                  |                            |       |   |                         |                       |                          |  |
| 67  | IC5   | REVENUE CONCERNING EAGF<br>TOTAL Chapter 67                                   | 905 096 386.29          |                              | 905 096 386.29   |                            |       |   |                         | 905 096 386.29        |                          |  |
| <b>CHAPTER 68 : TEMPORARY RESTRUCTURING AMOUNTS</b> |       |   |                         |                              |                  |                            |       |   |                         |                       |                          |  |
| 68 0 1  | IC5   | Temporary restructuring amounts – Assigned revenue                            | 1 044 756 804.57        | 05 02 16 01                  | 1 044 756 804.57 | 05 02 16 01                | C5    | Sugar Restructuring Fund                      | 192 873 821.41          |                       |                          |  |
|   |       |   |                         |                              | 1 044 756 804.57 | 192 873 821.41             |       |   |                         |                       | 851 882 983.16           |  |
| 68 0 2  |       | Irregularities concerning the temporary restructuring fund – Assigned revenue | 0.00                    |                              |                  |                            |       |   |                         |                       |                          |  |
| 68 0 3  |       | Clearance with regard to the temporary restructuring fund – Assigned revenue  | 0.00                    |                              |                  |                            |       |   |                         |                       |                          |  |
| 68 0  | IC5   | Temporary restructuring amounts   | 1 044 756 804.57        |                              |                  |                            |       |   |                         |                       |                          |  |
| 68  | IC5   | TEMPORARY RESTRUCTURING AMOUNTS *   | 1 044 756 804.57        |                              |                  |                            |       |   |                         | 192 873 821.41        |                          |  |
| <b>TOTAL</b>  |       |   | <b>1 949 853 190.86</b> |                              |                  | <b>TOTAL</b>               |       |   | <b>1 097 970 207.70</b> | <b>851 882 983.16</b> |                          |  |

\* The amount of EUR 851 882 983.16, involving temporary restructuring amounts (C5 appropriations) , was exceptionally carried over to 2012.

ANNEX 11

VETERINARY & PLANT HEALTH MEASURES  
 2011 BUDGET EXECUTION financed by EAGF

| Commitment Appropriations                     |  | <i>In EUR</i>            |                    |                             |
|---|--|--------------------------|--------------------|-----------------------------|
| Budget item                                   | Heading  | Credits after transfer * | Committed *        | balance credits commitments |
| <b>17.010401</b>                              | <b>Plant-health measures. Expenditure on administrative management</b>   | <b>700 000</b>           | <b>441 068</b>     | <b>258 932</b>              |
| 1   | Different studies and conferences  |                          | 176 068            |                             |
| 2   | IT tools (database)  |                          | 265 000            |                             |
| <b>17.010405</b>                              | <b>Feed and Food safety and related activities. Expenditure on administrative management</b>   | <b>700 000</b>           | <b>420 149</b>     | <b>279 851</b>              |
| 1   | Supportive actions training food and feed  |                          | 420 149            |                             |
| <b>17.010407</b>                              | <b>Animal disease eradication and emergency fund. Expenditure on administrative management</b>   | <b>300 000</b>           | <b>245 072</b>     | <b>54 928</b>               |
| 1   | Administrative assistance relating to audit  |                          | 245 072            |                             |
| <b>17.010431</b>                              | <b>Executive Agency for Health and Consumers. Subsidy for programmes under Heading 2</b>   | <b>1 100 000</b>         | <b>1 100 000</b>   | <b>0</b>                    |
| <b>17.0302</b>                                | <b>Community Tobacco Fund. Direct Payments by the European Union</b>   | <b>0</b>                 | <b>0</b>           | <b>0</b>                    |
| <b>17.040101</b>                              | <b>Animal disease eradication and monitoring programmes and monitoring of the physical conditions of animals that could pose a public-health risk linked to an external factor</b> | <b>251 463 221</b>       | <b>238 015 000</b> | <b>13 448 221</b>           |
| 1   | Eradication  |                          | 121 405 000        |                             |
| 2   | Bluetongue   |                          | 13 405 000         |                             |
| 3   | Avian influenza  |                          | 3 510 000          |                             |
| 4   | TSE/BSE and scrapie  |                          | 74 580 000         |                             |
| 5   | Salmonella   |                          | 25 115 000         |                             |
| <b>17.040201</b>                              | <b>Other measures in the veterinary, animal welfare and public-health field</b>  | <b>14 528 263</b>        | <b>13 506 115</b>  | <b>1 022 148</b>            |
| 1   | Communication - different actions  |                          | 4 180 000          |                             |
| 2   | bee surveillance + vet week  |                          | 3 358 000          |                             |
| 3   | IT (TRACES, ADNS, ...)   |                          | 5 968 115          |                             |
| <b>17.040301</b>                              | <b>Emergency fund for veterinary complaints and other diseases of animal contaminations which are a risk to public health</b>  | <b>10 053 119</b>        | <b>10 053 119</b>  | <b>0</b>                    |
| 1   | swine vesicular disease  |                          | 93 998             |                             |
| 2   | Newcastle disease  |                          | 103 219            |                             |
| 3   | bluetongue   |                          | 2 153 256          |                             |
| 4   | Avian influenza  |                          | 5 902 646          |                             |
| 5   | rabies   |                          | 1 800 000          |                             |
| <b>17.040401</b>                              | <b>Plant-health measures - Expenditure on operational management</b>   | <b>22 188 618</b>        | <b>21 256 677</b>  | <b>931 941</b>              |
| 1   | Solidarité   |                          | 19 296 677         |                             |
| 2   | IT   |                          | 795 000            |                             |
| 3   | Better training for safer food   |                          | 1 000 000          |                             |
| 4   | Poseidom   |                          | 165 000            |                             |
| <b>17040701</b>                               | <b>Food and feed control Expenditure on operational management</b>   | <b>30 332 224</b>        | <b>29 539 222</b>  | <b>793 002</b>              |
| 1   | IT and communication   |                          | 770 000            |                             |
| 2   | EU ref. laboratories biological risks  |                          | 8 202 231          |                             |
| 3   | EU ref. laboratories animal health   |                          | 4 841 621          |                             |
| 4   | JRC  |                          | 1 234 179          |                             |
| 5   | Better training for safer food   |                          | 13 400 000         |                             |
| 6   | other actions  |                          | 1 091 191          |                             |
| <b>TOTAL TITLE 17 - EAGF 2011 EXPENDITURE</b> |  |                          | <b>314 576 423</b> |                             |

\* Initial Budget commitment appropriations + Amending Budget + Transfers. Assigned revenue included.

ANNEX 12  
 VETERINARY and PLANT HEALTH MEASURES financed by EAGF - 2011 Budget execution by Member State

| Line  | Measure                                     | Belgium   | Bulgaria  | Czech Rep. | Denmark   | Germany    | Estonia   | Greece    | Spain      | France     | Ireland    | Italy      | Cyprus    | Latvia    | Lithuania | Luxemburg | Malta   | Hungary   | Netherlands | Austria   | Poland     | Portugal   | Romania   | Slovenia  | Slovakia  | Finland | Sweden    | UK         | #          | TOTAL       |             |            |            |
|---|---|-----------|-----------|------------|-----------|------------|-----------|-----------|------------|------------|------------|------------|-----------|-----------|-----------|-----------|---------|-----------|-------------|-----------|------------|------------|-----------|-----------|-----------|---------|-----------|------------|------------|-------------|-------------|------------|------------|
| <b>17.040101 Animal disease eradication and monitoring programmes</b>                     |   |           |           |            |           |            |           |           |            |            |            |            |           |           |           |           |         |           |             |           |            |            |           |           |           |         |           |            |            |             |             |            |            |
| 1   | Eradication                                 |           | 970 000   |            |           | 1 600 000  | 570 000   | 160 000   | 32 300 000 | 240 000    | 16 000 000 | 15 190 000 | 175 000   | 1 500 000 | 2 700 000 |           |         | 2 150 000 |             | 200 000   | 8 110 000  | 4 740 000  | 4 780 000 | 880 000   | 1 000 000 | 290 000 |           | 27 850 000 |            |             | 121 405 000 |            |            |
| 2   | Bluetongue                                  | 420 000   | 10 000    | 1 700 000  |           | 400 000    | 10 000    | 100 000   | 5 200 000  | 3 000 000  | 10 000     | 300 000    |           | 20 000    | 5 000     |           |         | 10 000    | 60 000      | 50 000    | 160 000    | 50 000     | 1 650 000 | 100 000   | 50 000    | 60 000  | 20 000    | 20 000     |            |             | 13 405 000  |            |            |
| 3   | Avian influenza                             | 90 000    | 25 000    | 70 000     | 80 000    | 300 000    | 10 000    | 50 000    | 150 000    | 150 000    | 75 000     | 1 000 000  | 20 000    | 45 000    | 10 000    |           |         | 20 000    | 360 000     | 360 000   | 60 000     | 100 000    | 45 000    | 180 000   | 50 000    | 15 000  | 25 000    | 50 000     | 160 000    |             | 3 510 000   |            |            |
| 4   | TSE/BSE and scrapie                         | 1 900 000 | 330 000   | 1 030 000  | 1 370 000 | 7 750 000  | 330 000   | 2 000 000 | 6 650 000  | 18 850 000 | 4 000 000  | 6 000 000  | 1 700 000 | 320 000   | 720 000   | 125 000   | 25 000  | 1 180 000 | 3 530 000   | 1 800 000 | 3 440 000  | 1 800 000  | 1 000 000 | 250 000   | 550 000   | 580 000 | 850 000   | 6 500 000  |            | 74 580 000  |             |            |            |
| 5   | Salmonella                                  | 1 200 000 | 25 000    | 2 100 000  | 340 000   | 1 000 000  | 40 000    | 1 000 000 | 1 300 000  | 660 000    | 120 000    | 1 700 000  | 150 000   | 1 650 000 |           | 20 000    | 150 000 | 2 400 000 | 3 900 000   | 1 200 000 | 4 800 000  | 65 000     | 500 000   | 120 000   | 600 000   |         | 75 000    |            |            | 25 115 000  |             |            |            |
|   | <b>sous-total</b>                           | 3 610 000 | 1 360 000 | 4 900 000  | 1 790 000 | 11 050 000 | 960 000   | 3 310 000 | 45 600 000 | 22 900 000 | 20 205 000 | 24 190 000 | 2 045 000 | 3 535 000 | 3 435 000 | 155 000   | 205 000 | 6 150 000 | 7 840 000   | 3 420 000 | 16 500 000 | 8 300 000  | 6 560 000 | 1 350 000 | 2 225 000 | 915 000 | 920 000   | 34 585 000 | 0          | 238 015 000 |             |            |            |
| <b>17.040201 Other measures in the veterinary, animal welfare and public-health field</b> |   |           |           |            |           |            |           |           |            |            |            |            |           |           |           |           |         |           |             |           |            |            |           |           |           |         |           |            |            |             |             |            |            |
| 1   | Communication - different actions           |           |           |            |           |            |           |           |            |            |            |            |           |           |           |           |         |           |             |           |            |            |           |           |           |         |           |            |            |             | 4 180 000   | 4 180 000  |            |
| 2   | bee surveillance + vet week                 |           |           |            |           |            |           |           |            |            |            |            |           |           |           |           |         |           |             |           |            |            |           |           |           |         |           |            |            |             | 3 358 000   | 3 358 000  |            |
| 3   | IT (TRACES, ADNS, ...)                      |           |           |            |           |            |           |           |            |            |            |            |           |           |           |           |         |           |             |           |            |            |           |           |           |         |           |            |            |             | 5 968 115   | 5 968 115  |            |
|   | <b>sous-total</b>                           |           |           |            |           |            |           |           |            |            |            |            |           |           |           |           |         |           |             |           |            |            |           |           |           |         |           |            |            |             | 13 506 115  | 13 506 115 |            |
| <b>17.040301 Emergency fund</b>   |   |           |           |            |           |            |           |           |            |            |            |            |           |           |           |           |         |           |             |           |            |            |           |           |           |         |           |            |            |             |             |            |            |
| 1   | swine vesicular disease                     |           |           |            |           |            |           |           |            |            |            | 93 998     |           |           |           |           |         |           |             |           |            |            |           |           |           |         |           |            |            |             |             | 93 998     |            |
| 2   | Newcastle disease                           |           |           |            |           |            |           |           | 103 219    |            |            |            |           |           |           |           |         |           |             |           |            |            |           |           |           |         |           |            |            |             |             | 103 219    |            |
| 3   | bluetongue                                  |           |           |            |           | 1 950 000  |           |           |            |            |            |            |           |           |           |           |         |           |             |           |            |            |           |           |           |         |           |            |            |             |             | 2 153 256  |            |
| 4   | Avian influenza                             |           |           |            | 183 859   | 4 000 000  |           |           | 500 000    |            |            | 414 583    |           |           |           |           |         |           |             | 203 256   |            | 750 000    |           |           |           |         |           |            |            |             | 5 902 646   |            |            |
| 5   | rabies                                      |           |           |            |           |            |           |           |            |            |            |            |           |           |           |           |         |           |             |           |            |            |           |           |           |         |           |            |            |             | 1 800 000   | 1 800 000  |            |
|   | <b>sous-total</b>                           |           |           |            | 183 859   | 5 950 000  |           |           | 603 219    |            |            | 508 582    |           |           |           |           |         |           |             | 257 460   |            | 750 000    |           |           |           |         |           |            |            | 1 800 000   | 10 053 119  |            |            |
| <b>17.040401 Plant-health measures -operat.manag.</b>                                     |   |           |           |            |           |            |           |           |            |            |            |            |           |           |           |           |         |           |             |           |            |            |           |           |           |         |           |            |            |             |             |            |            |
| 1   | Solidarité                                  |           |           |            |           | 162 322    |           |           | 4 655 680  |            |            | 464 788    | 67 375    |           |           |           | 619 190 |           |             | 1 473 236 |            |            |           |           |           |         |           |            |            |             | 795 000     | 19 296 677 |            |
| 2   | IT  |           |           |            |           |            |           |           |            |            |            |            |           |           |           |           |         |           |             |           |            |            |           |           |           |         |           |            |            |             | 1 000 000   | 1 000 000  |            |
| 3   | food  |           |           |            |           |            |           |           |            |            |            |            |           |           |           |           |         |           |             |           |            |            |           |           |           |         |           |            |            |             |             | 165 000    | 165 000    |
| 4   | Poseidom                                    |           |           |            |           |            |           |           |            | 165 000    |            |            |           |           |           |           |         |           |             |           |            |            |           |           |           |         |           |            |            |             |             | 1 795 000  | 21 256 677 |
|   | <b>sous-total</b>                           |           |           |            |           | 162 322    |           |           | 4 655 680  | 165 000    |            | 464 788    | 67 375    |           |           |           | 619 190 |           |             | 1 473 236 |            |            |           |           |           |         |           |            |            |             | 1 795 000   | 21 256 677 |            |
| <b>17.040701 Food and feed control -operat.manag.</b>                                     |   |           |           |            |           |            |           |           |            |            |            |            |           |           |           |           |         |           |             |           |            |            |           |           |           |         |           |            |            |             |             |            |            |
| 1   | IT and communication                        |           |           |            |           |            |           |           |            |            |            |            |           |           |           |           |         |           |             |           |            |            |           |           |           |         |           |            |            |             | 770 000     | 770 000    |            |
| 2   | biological risks                            | 611 716   |           |            |           | 653 434    | 2 027 900 |           |            | 784 802    | 1 322 680  | 954 306    |           |           |           |           |         |           |             |           |            |            |           |           |           |         |           |            |            |             | 335 386     | 8 202 231  |            |
| 3   | health                                      |           |           |            |           | 318 000    |           |           |            | 560 000    | 1 588 620  |            |           |           |           |           |         |           |             |           |            |            |           |           |           |         |           |            |            |             | 150 000     | 4 841 621  |            |
| 4   | JRC   |           |           |            |           |            |           |           |            |            |            |            |           |           |           |           |         |           |             |           |            |            |           |           |           |         |           |            |            |             | 2 224 801   | 1 234 179  |            |
| 5   | food  |           |           |            |           |            |           |           |            |            |            |            |           |           |           |           |         |           |             |           |            |            |           |           |           |         |           |            |            |             |             | 1 234 179  | 1 234 179  |
| 6   | other actions                               |           |           |            |           |            |           |           |            |            |            |            |           |           |           |           |         |           |             |           |            |            |           |           |           |         |           |            |            |             |             | 13 400 000 | 13 400 000 |
|   | <b>sous-total</b>                           | 611 716   |           |            |           | 971 434    | 2 027 900 |           |            | 1 344 802  | 2 911 500  | 954 306    |           |           |           |           |         |           |             |           | 1 175 375  |            |           |           |           |         |           |            |            | 485 386     | 2 561 433   | 16 496 370 | 29 539 222 |
| <b>17.010401 Plant-health measures - adm. manag.</b>                                      |   |           |           |            |           |            |           |           |            |            |            |            |           |           |           |           |         |           |             |           |            |            |           |           |           |         |           |            |            |             |             |            |            |
| 1   | Different studies and conferences           |           |           |            |           |            |           |           |            |            |            |            |           |           |           |           |         |           |             |           |            |            |           |           |           |         |           |            |            |             |             | 176 068    | 176 068    |
| 2   | IT tools (database)                         |           |           |            |           |            |           |           |            |            |            |            |           |           |           |           |         |           |             |           |            |            |           |           |           |         |           |            |            |             |             | 265 000    | 265 000    |
|   | <b>sous-total</b>                           |           |           |            |           |            |           |           |            |            |            |            |           |           |           |           |         |           |             |           |            |            |           |           |           |         |           |            |            |             |             | 441 068    | 441 068    |
| <b>17.010405 Food and feed control adm. management</b>                                    |   |           |           |            |           |            |           |           |            |            |            |            |           |           |           |           |         |           |             |           |            |            |           |           |           |         |           |            |            |             |             |            |            |
| 1   | Supportive actions training food and feed   |           |           |            |           |            |           |           |            |            |            |            |           |           |           |           |         |           |             |           |            |            |           |           |           |         |           |            |            |             |             | 420 149    | 420 149    |
|   | <b>sous-total</b>                           |           |           |            |           |            |           |           |            |            |            |            |           |           |           |           |         |           |             |           |            |            |           |           |           |         |           |            |            |             |             | 420 149    | 420 149    |
| <b>17.010431 administrative assistance PHEA</b>   |   |           |           |            |           |            |           |           |            |            |            |            |           |           |           |           |         |           |             |           |            |            |           |           |           |         |           |            |            |             |             |            |            |
| 1   | administrative assistance PHEA              |           |           |            |           |            |           |           |            |            |            |            |           |           |           |           |         |           |             |           |            |            |           |           |           |         |           |            |            |             |             | 1 100 000  | 1 100 000  |
|   | <b>sous-total</b>                           |           |           |            |           |            |           |           |            |            |            |            |           |           |           |           |         |           |             |           |            |            |           |           |           |         |           |            |            |             |             | 1 100 000  | 1 100 000  |
| <b>17.010407 animal disease eradication and emergency fund</b>                            |   |           |           |            |           |            |           |           |            |            |            |            |           |           |           |           |         |           |             |           |            |            |           |           |           |         |           |            |            |             |             |            |            |
| 1   | administrative assistance relating to audit |           |           |            |           |            |           |           |            |            |            |            |           |           |           |           |         |           |             |           |            |            |           |           |           |         |           |            |            |             |             | 245 072    | 245 072    |
|   | <b>sous-total</b>                           |           |           |            |           |            |           |           |            |            |            |            |           |           |           |           |         |           |             |           |            |            |           |           |           |         |           |            |            |             |             | 245 072    | 245 072    |
| <b>TOTAL</b>  |   | 4 221 716 | 1 360 000 | 4 900 000  | 2 945 293 | 19 190 222 | 960 000   | 3 310 000 | 52 203 701 | 25 976 500 | 20 205 000 | 26 117 675 | 2 112 375 | 3 535 000 | 3 435 000 | 155 000   | 824 190 | 6 150 000 | 10 746 070  | 3 420 000 | 17 250 000 | 20 154 087 | 6 560 000 | 1 350 000 | 2 225 000 | 915 000 | 1 405 386 | 37 146 433 | 35 802 775 |             | 314 576 423 |            |            |

ANNEX 13  
 Budget 2011 - Expenditure for DIRECT AIDS by MEASURE and by MEMBER STATE

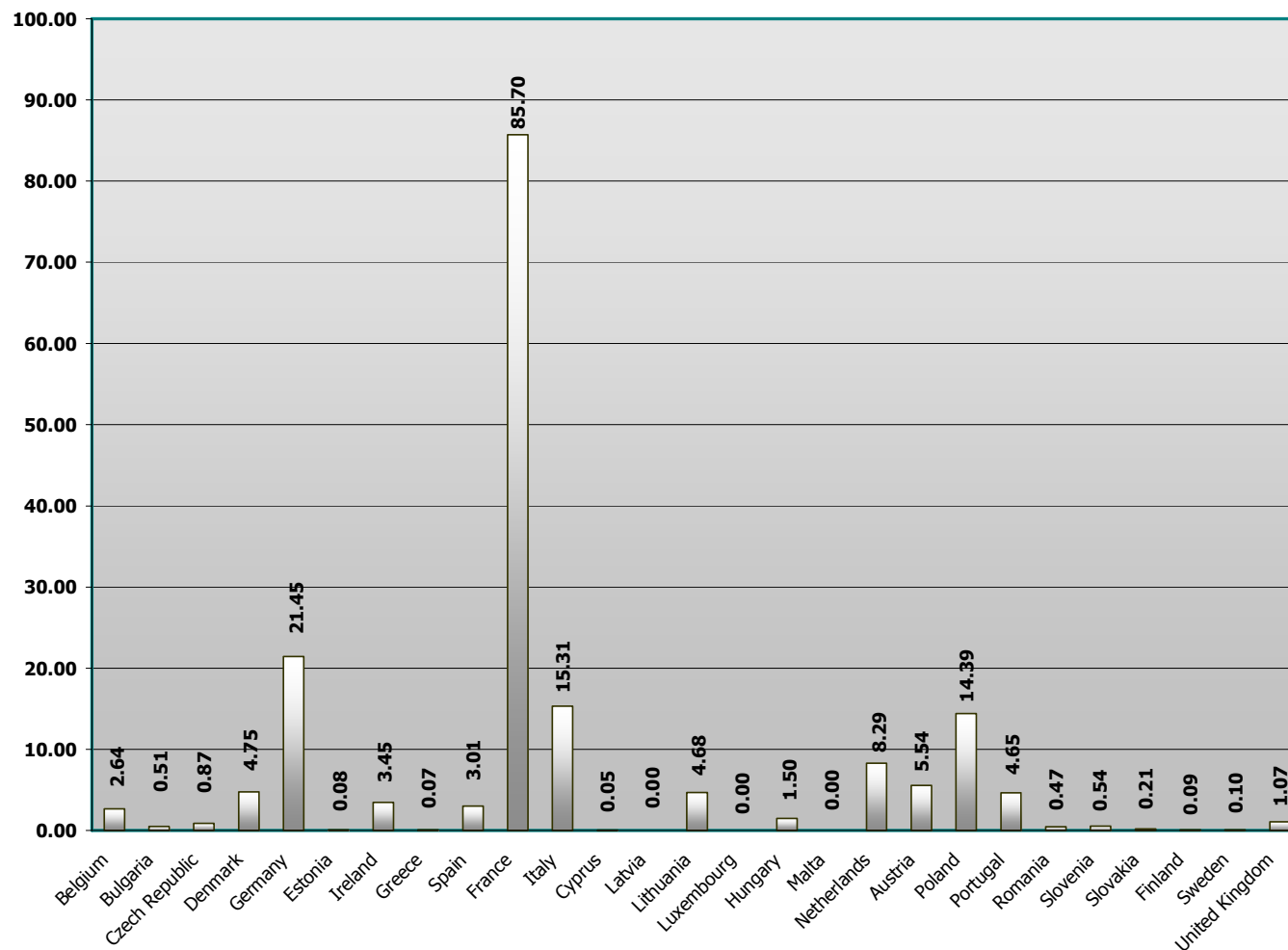
| Commitment Appropriations |  |                |                |                |                |                  |               |                  |                  |                  |                  |                  |               |                |                |               |                |              |                |                |                  |                |                |               |                | In €           |                |                  |                   |        |
|---------------------------|--|----------------|----------------|----------------|----------------|------------------|---------------|------------------|------------------|------------------|------------------|------------------|---------------|----------------|----------------|---------------|----------------|--------------|----------------|----------------|------------------|----------------|----------------|---------------|----------------|----------------|----------------|------------------|-------------------|--------|
| Budget line               | Heading  | BE             | BG             | CZ             | DK             | DE               | EE            | IE               | EL               | ES               | FR               | IT               | CY            | LV             | LT             | LU            | HU             | MT           | NL             | AT             | PL               | PT             | RO             | SI            | SK             | FI             | SE             | UK               | TOTAL             |        |
| 05 03 01 01               | SFS (single payment scheme)  | 473.707        | -              | -              | 898.718        | 5 304.824        | -             | 1 246.789        | 2 065.005        | 4 287.390        | 6 930.958        | 3 524.692        | -             | -              | -              | 34.244        | -              | 3.749        | 780.797        | 633.188        | -                | 398.559        | -              | 88.599        | -              | 492.593        | 654.609        | 3 263.406        | 31 081.826        |        |
| 05 03 01 02               | SAPS (single area payment scheme)  | -              | 289.671        | 580.589        | -              | -                | 70.477        | -                | -                | -                | -                | -                | 29.868        | 95.102         | 261.145        | -             | 831.658        | -            | -              | -              | 1 962.486        | -              | 698.511        | -             | 264.774        | -              | -              | 5 084.280        |                   |        |
| 05 03 01 03               | Separate sugar payment   | -              | -              | 44.237         | -              | -                | -             | -                | -                | -                | -                | -                | -             | -              | -              | -             | 40.694         | -            | -              | -              | 157.353          | -              | 3.967          | -             | 8.849          | -              | -              | 270.215          |                   |        |
| 05 03 01 04               | Separate fruit and vegetables payment                                    | -              | -              | 0.414          | -              | -                | -             | -                | -                | -                | -                | -                | -             | 4.934          | 10.181         | -             | 4.380          | -            | -              | -              | 6.711            | -              | -              | -             | 0.672          | -              | -              | 12.177           |                   |        |
| 05 03 01 05               | Specific support (article 68) — Decoupled direct aids                    | -              | -              | -              | 4.042          | -                | -             | -                | -                | 39.782           | 138.206          | 154.497          | -             | -              | -              | -             | 31.142         | -            | 2.293          | -              | -                | 11.929         | -              | -             | -              | -              | -              | 381.891          |                   |        |
| 05 03 01 99               | Other (decoupled direct aids)  | -              | -              | -              | -              | -                | -             | -                | -                | -                | -                | -                | -             | -              | -              | -             | -              | -            | -              | -              | -                | -              | -              | -             | -              | -              | -              | 0.000            |                   |        |
| <b>05 03 01</b>           | <b>Decoupled direct aids</b>   | <b>473.707</b> | <b>289.671</b> | <b>625.239</b> | <b>902.760</b> | <b>5 304.824</b> | <b>70.477</b> | <b>1 246.789</b> | <b>2 065.005</b> | <b>4 327.172</b> | <b>7 069.164</b> | <b>3 679.189</b> | <b>29.868</b> | <b>100.036</b> | <b>271.326</b> | <b>34.244</b> | <b>907.873</b> | <b>3.749</b> | <b>783.090</b> | <b>633.188</b> | <b>2 126.550</b> | <b>410.488</b> | <b>702.478</b> | <b>88.599</b> | <b>274.295</b> | <b>492.593</b> | <b>654.609</b> | <b>3 263.406</b> | <b>36 830.388</b> |        |
| 05 03 02 01               | Crops area payments  | -0.000         | -              | -              | -              | 0.080            | -             | 0.014            | -                | 0.634            | 0.319            | 2.432            | -             | -              | -              | -             | -              | -            | 0.253          | -0.002         | -                | -0.003         | -              | -             | -              | -              | -              | 0.028            | 3.754             |        |
| 05 03 02 04               | Supplementary aid for durum wheat: traditional production zones          | -              | -              | -              | -              | -                | -             | -                | -                | 0.150            | -0.007           | -0.777           | -             | -              | -              | -             | -              | -            | -              | -              | -                | -              | -              | -             | -              | -              | -              | -                | -0.634            |        |
| 05 03 02 05               | Production aid for seeds   | 0.008          | -              | -              | -              | -                | -             | -                | -                | 8.405            | 2.032            | 11.316           | -             | -              | -              | -             | -              | -            | 0.306          | -              | -                | 0.170          | -              | -             | -              | 0.981          | -              | -                | 23.216            |        |
| 05 03 02 06               | Suckler-cow premium  | 72.472         | -              | -              | -              | 0.003            | -             | 0.049            | -                | 237.530          | 482.501          | -0.070           | -             | -              | -              | -             | 0.000          | 66.796       | -              | 0.000          | 66.796           | 72.448         | -              | -             | -              | 0.000          | -              | 0.030            | 931.759           |        |
| 05 03 02 07               | Additional suckler-cow premium   | 17.965         | -              | -              | -              | -                | -             | -                | -                | 23.492           | -                | -0.005           | -             | -              | -              | -             | -              | -            | -              | -              | 0.078            | -              | -              | -             | -              | 0.000          | -              | 0.000            | 50.119            |        |
| 05 03 02 08               | Beef special premium   | 0.900          | -              | -              | 30.252         | 0.014            | -             | 0.131            | -0.000           | 0.111            | -0.007           | -0.113           | -             | -              | -              | -             | -              | -            | -              | -              | -0.015           | -              | -              | 7.599         | -              | 0.002          | 33.613         | 0.027            | 71.615            |        |
| 05 03 02 09               | Beef slaughter premium — Calves  | 5.784          | -              | -              | -0.000         | 0.000            | -             | -                | -                | 0.495            | 0.530            | -0.009           | -             | -              | -              | -             | -              | -            | -              | -              | -                | 0.858          | -              | -             | -              | -              | -              | 0.000            | 7.665             |        |
| 05 03 02 10               | Beef slaughter premium — Adults  | -              | -              | -              | -0.001         | 0.003            | -             | 0.049            | -                | 43.175           | 0.655            | -0.307           | -             | -              | -              | -             | -              | -            | -0.059         | -0.008         | -                | -              | -              | -             | -              | -              | -              | 0.007            | 51.636            |        |
| 05 03 02 13               | Sheep and goat premium   | -              | -              | -              | 0.774          | -                | -             | 0.003            | -                | 0.346            | 0.032            | -0.261           | -             | -              | -              | -             | -              | -            | -              | -              | -                | 21.595         | -              | -             | -              | 0.551          | -              | 0.013            | 23.053            |        |
| 05 03 02 14               | Sheep and goat supplementary premium                                     | -              | -              | -              | -              | -                | -             | 0.000            | -                | 0.143            | 0.007            | -0.077           | -             | -              | -              | -             | -              | -            | -              | -              | -                | 6.765          | -              | -             | -              | 0.182          | -              | 0.020            | 7.020             |        |
| 05 03 02 18               | Payments to starch potato producers                                      | -              | -              | -              | 8.441          | 30.482           | -             | -                | -                | -                | 12.036           | -                | -             | -              | -              | -             | -              | -            | 22.534         | 2.475          | -                | -              | -              | -             | 2.144          | 3.109          | -              | 81.221           |                   |        |
| 05 03 02 19               | Area aid for rice  | -              | -              | -              | -              | -                | -             | -                | -                | 45.325           | 7.175            | 91.420           | -             | -              | -              | -             | -              | -            | -              | -              | -                | 10.353         | -              | -             | -              | -              | -              | -                | 154.271           |        |
| 05 03 02 21               | Aid for olive groves   | -              | -              | -              | -              | -                | -             | -                | -                | 0.517            | -                | 1.925            | -             | -              | -              | -             | -              | -            | -              | -              | -                | -              | -              | -             | -              | -              | -              | 2.442            |                   |        |
| 05 03 02 22               | Tobacco premium  | -              | -              | -              | -              | -                | -             | -                | -                | 0.051            | -                | 0.206            | -             | -              | -              | -             | -              | -            | -              | -              | -                | -              | -              | -             | -              | -              | -              | 0.257            |                   |        |
| 05 03 02 23               | Hops area aid  | -              | -              | -              | -              | -                | -             | -                | -                | -                | -                | -                | -             | -              | -              | -             | -              | -            | -              | -              | -                | -              | -              | -             | -              | -              | -              | 0.000            |                   |        |
| 05 03 02 24               | Specific quality premium for durum wheat                                 | -              | -              | -              | -              | -                | -             | -                | -0.003           | 0.033            | 0.003            | 0.199            | -             | -              | -              | -             | -              | -            | -              | -              | -                | -0.000         | -              | 0.014         | -              | -              | -              | -                | 0.246             |        |
| 05 03 02 25               | Protein crop premium   | 0.106          | -              | -              | 0.001          | 4.671            | -             | 0.223            | -                | 10.610           | 20.200           | 4.731            | -             | -              | -              | -             | -              | -            | -              | -              | -                | 0.182          | -              | 0.018         | -              | 1.164          | 0.001          | 7.737            | 49.640            |        |
| 05 03 02 26               | Area payments for nuts   | -              | -              | -              | -              | 0.055            | -             | -                | -0.003           | 65.742           | 2.004            | 14.931           | -             | -              | -              | -             | -              | -            | 0.002          | 0.011          | -                | 4.877          | -              | 0.016         | -              | -              | -              | -                | 0.009             | 87.644 |
| 05 03 02 27               | Aid for energy crops   | 0.014          | -0.001         | -              | 0.016          | 0.061            | -             | 0.020            | -                | 0.001            | 0.610            | 0.025            | 0.021         | 0.053          | 0.900          | -0.134        | -              | 0.000        | -0.000         | -              | 0.016            | -              | 0.002          | -             | 0.392          | 0.024          | 0.002          | 0.068            | 1.189             |        |
| 05 03 02 28               | Aid for silkworms  | -              | -              | -              | -              | -                | -             | -                | -                | 0.365            | 0.011            | 0.008            | 0.018         | -              | -              | -             | -              | -            | -              | -              | -                | -              | -              | -             | -              | -              | -              | -                | 0.403             |        |
| 05 03 02 36               | Payments for specific types of farming and quality production            | -              | -              | -              | -              | -                | -             | 0.002            | -0.084           | 87.247           | -                | 1.940            | -             | -              | -              | -             | -              | -            | -              | -              | -                | 0.190          | -              | 0.015         | -              | 5.337          | 3.072          | 25.602           | 123.321           |        |
| 05 03 02 39               | Additional amount for sugar beet and cane producers                      | -              | -              | -              | -              | -                | -             | -                | -                | 3.800            | 21.303           | -                | 20.122        | -              | -              | -             | -              | -            | -              | -              | -                | -              | -              | -             | -              | -              | -              | -                | 45.225            |        |
| 05 03 02 40               | Area aid for cotton  | -              | -              | -              | -              | -                | -             | -                | -                | 186.958          | 60.308           | -                | -             | -              | -              | -             | -              | -            | -              | -              | -                | -              | -              | -             | -              | -              | -              | -                | 247.266           |        |
| 05 03 02 41               | Transitional fruit and vegetables payment — Tomatoes                     | -              | -              | -              | -              | -                | -             | -                | -                | 9.921            | 24.820           | 3.691            | 84.268        | -              | -              | -             | -              | -            | -              | -              | -                | -              | 15.521         | 0.806         | -              | 0.323          | -              | -                | 139.349           |        |
| 05 03 02 42               | Transitional fruit and vegetables payment — Other products than tomatoes | -              | -              | -              | -              | -                | -             | -                | -                | 1.955            | 1.179            | 39.852           | 8.243         | 4.437          | -              | -             | -              | -            | -              | -              | -                | -              | -              | -             | -              | -              | -              | -                | 55.666            |        |
| 05 03 02 43               | Transitional soft fruit payment  | -              | 0.176          | -              | -              | -                | -             | -                | -                | -                | -                | -                | -             | 0.002          | -              | -             | 0.017          | -            | -              | -              | -                | 10.533         | -              | -             | -              | -              | -              | -                | 10.728            |        |
| 05 03 02 44               | Specific support (article 68) — Coupled direct aids                      | 5.611          | 10.439         | 31.753         | 0.516          | 1.890            | 1.238         | 22.491           | 68.514           | 69.817           | 210.332          | 120.749          | -             | 5.123          | -              | -             | 45.948         | -            | 11.302         | 11.149         | 39.914           | 15.556         | 25.525         | 5.991         | 8.049          | 36.084         | -              | -                | 747.991           |        |
| 05 03 02 50               | POSEI — Community support programmes                                     | -              | -              | -              | -              | -                | -             | -                | -                | 179.645          | 156.673          | -                | -             | -              | -              | -             | -              | -            | -              | -              | -                | -              | 79.652         | -             | -              | -              | -              | -                | 415.970           |        |
| 05 03 02 51               | POSEI-Other direct aids and earlier regimes                              | -              | -              | -              | -              | -                | -             | -                | -                | -                | -                | -                | -             | -              | -              | -             | -              | -            | -              | -              | -                | -              | 0.138          | -             | -              | -              | -              | -                | 0.138             |        |
| 05 03 02 52               | POSEI — Aegean Islands   | -              | -              | -              | -              | -                | -             | -                | -                | 17.274           | -                | -                | -             | -              | -              | -             | -              | -            | -              | -              | -                | -              | -              | -             | -              | -              | -              | -                | 17.274            |        |
| 05 03 02 99               | Other (direct aids)  | -0.001         | -0.004         | -              | -0.000         | 0.003            | -             | 0.133            | -                | 0.057            | -0.002           | -2.271           | -             | -              | -              | -             | -              | -            | 0.000          | -0.002         | -                | -              | -              | -             | -              | -              | -0.000         | -                | -0.314            | -2.402 |
| <b>05 03 02</b>           | <b>Other direct aids</b>   | <b>101.957</b> | <b>10.610</b>  | <b>31.753</b>  | <b>39.999</b>  | <b>37.261</b>    | <b>1.238</b>  | <b>23.115</b>    | <b>288.696</b>   | <b>881.146</b>   | <b>938.644</b>   | <b>358.634</b>   | <b>4.437</b>  | <b>5.147</b>   | <b>0.053</b>   | <b>0.000</b>  | <b>45.831</b>  | <b>-</b>     | <b>34.338</b>  | <b>80.487</b>  | <b>50.463</b>    | <b>245.027</b> | <b>26.333</b>  | <b>13.639</b> | <b>8.763</b>   | <b>46.471</b>  | <b>39.797</b>  | <b>33.208</b>    | <b>3 347.044</b>  |        |
| 05 03 03 00               | Additional amounts of aid  | 0.001          | -              | -              | -0.004         | 0.006            | -             | 0.049            | -0.000           | 0.096            | 0.016            | 0.131            | -             | -              | -              | -             | -              | -            | 0.006          | -0.022         | -                | -              | -              | -             | -              | 0.001          | -              | 0.318            | 0.597             |        |
| <b>05 03 03</b>           | <b>Additional amounts of aid</b>   | <b>0.001</b>   | <b>-</b>       | <b>-</b>       | <b>-0.004</b>  | <b>0.006</b>     | <b>-</b>      | <b>0.049</b>     | <b>-0.000</b>    | <b>0.096</b>     | <b>0.016</b>     | <b>0.131</b>     | <b>-</b>      | <b>-</b>       | <b>-</b>       | <b>-</b>      | <b>-</b>       | <b>-</b>     | <b>0.006</b>   | <b>-0.022</b>  | <b>-</b>         | <b>-</b>       | <b>-</b>       | <b>-</b>      | <b>-</b>       | <b>0.001</b>   | <b>-</b>       | <b>0.318</b>     | <b>0.597</b>      |        |
|                           | Sub-total FUND SOURCE C1 (*)   | 516.864        | 300.281        | 656.992        | 942.724        | 5 341.829        | 71.715        | 827.996          | 2 353.701        | 5 208.413        | 8 007.824        | 4 037.954        | 34.305        | 105.183        | 271.379        | 34.244        | 953.704        | 3.749        | 817.369        | 713.653        | 2 177.013        | 655.378        | 728.811        | 102.189       | 283.058        | 539.049        | 694.226        | 3 296.932        | 39 676.534        |        |
|                           | Sub-total FUND SOURCE C4 (**)  | -              | -              | -              | -              | -                | -             | -                | -                | -                | -                | -                | -             | -              | -              | -             | -              | -            | -              | -              | -                | -              | -              | -             | -              | -              | -              | -                | -                 |        |
|                           | Sub-total FUND SOURCE C5 (***)   | 58.802         | -              | -              | 0.031          | 0.262            | -             | 441.956          | -                | -                | -                | -                | -             | -              | -              | -             | -              | 0.000        | 0.064          | -              | -                | 0.136          | -              | 0.048         | -              | 0.016          | 0.180          | -                | 501.496           |        |
| <b>05 03</b>              | <b>EAGF DIRECT AIDS 2011 EXPENDITURE</b>                                 | <b>575.665</b> | <b>300.281</b> | <b>656.992</b> | <b>942.755</b> | <b>5 342.091</b> | <b>71.715</b> | <b>1 269.952</b> | <b>2</b>         |                  |                  |                  |               |                |                |               |                |              |                |                |                  |                |                |               |                |                |                |                  |                   |        |

ANNEX 14

Budget 2011 - EXPENDITURE FOR EXPORT REFUNDS BY MEMBER STATE - In EUR million

Commitment Appropriations

| Member State - EU 27                    | 2011          |
|---|---------------|
| Belgium                                 | 2.64          |
| Bulgaria                                | 0.51          |
| Czech Republic                          | 0.87          |
| Denmark                                 | 4.75          |
| Germany                                 | 21.45         |
| Estonia                                 | 0.08          |
| Ireland                                 | 3.45          |
| Greece                                  | 0.07          |
| Spain                                   | 3.01          |
| France                                  | 85.70         |
| Italy                                   | 15.31         |
| Cyprus                                  | 0.05          |
| Latvia                                  | 0.00          |
| Lithuania                               | 4.68          |
| Luxembourg                              | 0.00          |
| Hungary                                 | 1.50          |
| Malta                                   | 0.00          |
| Netherlands                             | 8.29          |
| Austria                                 | 5.54          |
| Poland                                  | 14.39         |
| Portugal                                | 4.65          |
| Romania                                 | 0.47          |
| Slovenia                                | 0.54          |
| Slovakia                                | 0.21          |
| Finland                                 | 0.09          |
| Sweden                                  | 0.10          |
| United Kingdom                          | 1.07          |
| <b>TOTAL Export Refunds Expenditure</b> | <b>179.43</b> |



ANNEX 15

Budget 2011 - EXPENDITURE for INTERVENTION in STORAGE

Commitment Appropriations

in Million Euro

| PRODUCTS   | TOTAL STORAGE  | TOTAL PRIVATE STORAGE | TOTAL PUBLIC STORAGE | PUBLIC STORAGE (Details) |                 |   |                    |                       |  |
|--|----------------|-----------------------|----------------------|--------------------------|-----------------|---|--------------------|-----------------------|--|
|  |                |                       |                      | Technical costs          | Financial costs | Difference between purchase and sales price | DEPRECIATIONS      |                       |  |
|  |                |                       |                      |                          |                 |   | Total depreciation | Purchase depreciation | Complementary depreciation end of the exercise |
| a = b + c  | b              | c = d+e+f+g           | d                    | e                        | f               | g = h + i                                   | h                  | i                     |  |
| <b>CEREALS</b>                                     | <b>-189.47</b> | <b>0.00</b>           | <b>-189.47</b>       | <b>41.15</b>             | <b>2.21</b>     | <b>-232.92</b>                              | <b>0.09</b>        | <b>0.00</b>           | <b>0.09</b>                                    |
| BREAD MAKING QUALITY WHEAT                         | -8.01          |                       | -8.01                | 1.71                     | 0.13            | -9.86                                       | 0.00               |                       |  |
| BARLEY   | -181.32        |                       | -181.32              | 39.42                    | 2.08            | -222.92                                     | 0.09               |                       | 0.09   |
| RYE  | 0.00           |                       | 0.00                 |                          |                 |   | 0.00               |                       |  |
| MAIZE  | -0.13          |                       | -0.13                | 0.01                     | 0.00            | -0.14                                       | 0.00               |                       |  |
| SORGHUM  | 0.00           |                       | 0.00                 |                          |                 |   | 0.00               |                       |  |
| <b>RICE</b>  | <b>0.00</b>    | <b>0.00</b>           | <b>0.00</b>          |                          |                 |   |                    |                       |  |
| <b>SUGAR</b>                                       | <b>0.00</b>    | <b>0.00</b>           | <b>0.00</b>          | <b>0.00</b>              | <b>0.00</b>     | <b>0.00</b>                                 | <b>0.00</b>        | <b>0.00</b>           | <b>0.00</b>                                    |
| WHITE SUGAR  | 0.00           |                       | 0.00                 | 0.00                     | 0.00            | 0.00  | 0.00               |                       |  |
| RAW SUGAR  | 0.00           |                       | 0.00                 |                          |                 |   | 0.00               |                       |  |
| <b>OIL CROPS</b>                                   | <b>0.00</b>    |                       | <b>0.00</b>          |                          |                 |   |                    |                       |  |
| <b>FIBRE FLAX AND HEMP</b>                         | <b>1.25</b>    | <b>1.25</b>           | <b>0.00</b>          |                          |                 |   |                    |                       |  |
| <b>FRUIT AND VEGETABLES</b>                        | <b>0.00</b>    |                       | <b>0.00</b>          |                          |                 |   |                    |                       |  |
| <b>PRODUCTS OF THE WINE-GROWING SECTOR/ ALCOHO</b> | <b>1.92</b>    | <b>0.31</b>           | <b>1.62</b>          | <b>1.29</b>              | <b>0.10</b>     | <b>-0.11</b>                                | <b>0.33</b>        |                       | <b>0.33</b>                                    |
| <b>TOBACCO</b>                                     | <b>0.00</b>    |                       | <b>0.00</b>          |                          |                 |   |                    |                       |  |
| <b>MILK PRODUCTS</b>                               | <b>-64.67</b>  | <b>8.25</b>           | <b>-72.91</b>        | <b>5.49</b>              | <b>1.53</b>     | <b>-79.93</b>                               | <b>0.00</b>        | <b>0.00</b>           | <b>0.00</b>                                    |
| SKIMMED MILK                                       | -73.00         |                       | -73.00               | 5.37                     | 1.50            | -79.88                                      | 0.00               |                       |  |
| BUTTER AND CREAM                                   | 8.33           | 8.24                  | 0.09                 | 0.11                     | 0.03            | -0.05                                       | 0.00               |                       |  |
| CHEESE   | 0.01           | 0.01                  | 0.00                 |                          |                 |   | 0.00               |                       |  |
| <b>BEEF MEAT</b>                                   | <b>0.01</b>    | <b>0.01</b>           | <b>0.00</b>          |                          |                 |   | <b>0.00</b>        |                       |  |
| <b>PORK MEAT</b>                                   | <b>56.32</b>   | <b>56.32</b>          | <b>0.00</b>          |                          |                 |   | <b>0.00</b>        |                       |  |
| <b>FISHERY PRODUCTS</b>                            | <b>0.00</b>    | <b>0.00</b>           | <b>0.00</b>          |                          |                 |   | <b>0.00</b>        |                       |  |
| <b>TOTAL</b>                                       | <b>-194.63</b> | <b>66.13</b>          | <b>-260.77</b>       | <b>47.93</b>             | <b>3.84</b>     | <b>-312.96</b>                              | <b>0.42</b>        | <b>0.00</b>           | <b>0.42</b>                                    |

(1) The amounts are broken down as follows:

|                  | Public alcohol |          | Mixed alcohol |          |
|------------------|----------------|----------|---------------|----------|
| Results on sales | -0.07          | mio-euro | -0.03         | mio-euro |
| Depreciation     | 0.33           | mio-euro | 0.00          | mio-euro |

ANNEX 16  
 Budget 2011 - EXPENDITURE BY MEMBER STATE, BY ITEM AND BY FUND SOURCE

Commitment Appropriations

In EUROS

| Budget line     | Fund source       | Heading  | BE                | BG                | CZ               | DK                | DE                 | EE             | IE               | EL                | ES                 | FR                 | IT                 | CY               | LV                | LT                |
|-----------------|-------------------|--|-------------------|-------------------|------------------|-------------------|--------------------|----------------|------------------|-------------------|--------------------|--------------------|--------------------|------------------|-------------------|-------------------|
| 05 01 04 01     | C1                | European Agriculture Guarantee Fund (EAGF)<br>— Non-operational technical assistance | 0                 | 0                 | 0                | 0                 | 0                  | 0              | 0                | 0                 | 0                  | 0                  | 0                  | 0                | 0                 | 0                 |
| <b>05 01 04</b> | <b>C1</b>         | <b>Support expenditure for operations of<br/>Agriculture and RD Policy area</b>      | <b>0</b>          | <b>0</b>          | <b>0</b>         | <b>0</b>          | <b>0</b>           | <b>0</b>       | <b>0</b>         | <b>0</b>          | <b>0</b>           | <b>0</b>           | <b>0</b>           | <b>0</b>         | <b>0</b>          | <b>0</b>          |
| <b>05 01</b>    | <b>C1</b>         | <b>Administrative expenditure of<br/>Agriculture and RD Policy area</b>              | <b>0</b>          | <b>0</b>          | <b>0</b>         | <b>0</b>          | <b>0</b>           | <b>0</b>       | <b>0</b>         | <b>0</b>          | <b>0</b>           | <b>0</b>           | <b>0</b>           | <b>0</b>         | <b>0</b>          | <b>0</b>          |
| 05 02 01 01     | C1                | Export refunds for cereals   | 0                 | 0                 | 0                | 0                 | 0                  | 0              | 0                | 0                 | 0                  | 0                  | 52 097             | 0                | 0                 | 0                 |
| 05 02 01 02     | C1                | Intervention storage of cereals  | -3 655 983        | -5 330 593        | -424 045         | -5 277 565        | -30 399 557        | 65 263         | 0                | -8 999 975        | -30 895 275        | 38 853 885         | -48 638 259        | 0                | -2 619 105        | -6 103 963        |
| 05 02 01 03     | C1                | Intervention for starch  | 0                 | 0                 | 594 303          | 3 086 368         | 11 556 576         | 0              | 0                | 0                 | 0                  | 4 463 885          | 9 940              | 0                | 41 925            | 0                 |
| 05 02 01 99     | C1                | Other measures (cereals)   | 0                 | 0                 | 0                | 0                 | -52                | 0              | 0                | 0                 | 0                  | 0                  | 0                  | 0                | 0                 | 0                 |
| <b>05 02 01</b> | <b>C1</b>         | <b>Cereals</b>   | <b>-3 655 983</b> | <b>-5 330 593</b> | <b>170 257</b>   | <b>-2 191 197</b> | <b>-18 843 033</b> | <b>65 263</b>  | <b>0</b>         | <b>-8 999 975</b> | <b>-30 895 275</b> | <b>43 317 770</b>  | <b>-48 576 222</b> | <b>0</b>         | <b>-2 577 180</b> | <b>-6 103 963</b> |
| 05 02 02 01     | C1                | Export refunds for rice  | 0                 | 0                 | 0                | 0                 | 0                  | 0              | 0                | 0                 | 0                  | 0                  | 6 975              | 0                | 0                 | 0                 |
| 05 02 02 02     | C1                | Intervention storage of rice   | 0                 | 0                 | 0                | 0                 | 0                  | 0              | 0                | 0                 | 0                  | 0                  | 0                  | 0                | 0                 | 0                 |
| 05 02 02 99     | C1                | Other measures (rice)  | 0                 | 0                 | 0                | 0                 | 0                  | 0              | 0                | 0                 | 0                  | 0                  | 0                  | 0                | 0                 | 0                 |
| <b>05 02 02</b> | <b>C1</b>         | <b>Rice</b>  | <b>0</b>          | <b>0</b>          | <b>0</b>         | <b>0</b>          | <b>0</b>           | <b>0</b>       | <b>0</b>         | <b>0</b>          | <b>0</b>           | <b>0</b>           | <b>6 975</b>       | <b>0</b>         | <b>0</b>          | <b>0</b>          |
| 05 02 03 00     | C1                | Refunds on non-Annex 1 products  | 1 575 357         | 0                 | 0                | 533 354           | 1 000 008          | 0              | 376 668          | 7 344             | 11 516             | 2 326 049          | 3 158 457          | 0                | 4 894             | 3 981             |
| <b>05 02 03</b> | <b>C1</b>         | <b>Refunds on non-Annex 1 products</b>   | <b>1 575 357</b>  | <b>0</b>          | <b>0</b>         | <b>533 354</b>    | <b>1 000 008</b>   | <b>0</b>       | <b>376 668</b>   | <b>7 344</b>      | <b>11 516</b>      | <b>2 326 049</b>   | <b>3 158 457</b>   | <b>0</b>         | <b>4 894</b>      | <b>3 981</b>      |
| 05 02 04 01     | C1                | Programmes for deprived persons  | 10 724 500        | 10 775 830        | 43 600           | 0                 | 0                  | 718 804        | 1 172 789        | 15 212 338        | 105 043 819        | 73 027 885         | 105 650 742        | 0                | 6 470 438         | 7 662 060         |
| 05 02 04 99     | C1                | Other measures (food programmes)   | 8 673             | 0                 | 0                | 0                 | 0                  | 0              | 0                | 0                 | 0                  | 0                  | 0                  | 0                | 0                 | 0                 |
| <b>05 02 04</b> | <b>C1</b>         | <b>Food programmes</b>   | <b>10 733 173</b> | <b>10 775 830</b> | <b>43 600</b>    | <b>0</b>          | <b>0</b>           | <b>718 804</b> | <b>1 172 789</b> | <b>15 212 338</b> | <b>105 043 819</b> | <b>73 027 885</b>  | <b>105 650 742</b> | <b>0</b>         | <b>6 470 438</b>  | <b>7 662 060</b>  |
| 05 02 05 01     | C1                | Export refunds for sugar and isoglucose  | 50 663            | 0                 | 0                | 0                 | 0                  | 0              | 0                | 0                 | 0                  | -233 344           | 6 094              | 0                | 0                 | 0                 |
| 05 02 05 03     | C1                | Production refunds for sugar used in the<br>chemical industry                        | 0                 | 0                 | 0                | 0                 | 0                  | 0              | 0                | 0                 | 0                  | 771 724            | 0                  | 0                | 0                 | 0                 |
| 05 02 05 08     | C1                | Storage measures for sugar   | 0                 | 0                 | 197              | 0                 | 0                  | 0              | 0                | 0                 | 0                  | 0                  | 0                  | 0                | 0                 | 0                 |
| 05 02 05 99     | C1                | Other measures (sugar)   | 0                 | 0                 | 0                | 0                 | 0                  | 0              | 0                | 0                 | 0                  | -46 445            | 0                  | 0                | 0                 | 0                 |
| <b>05 02 05</b> | <b>C1</b>         | <b>Sugar</b>   | <b>50 663</b>     | <b>0</b>          | <b>197</b>       | <b>0</b>          | <b>0</b>           | <b>0</b>       | <b>0</b>         | <b>0</b>          | <b>0</b>           | <b>491 935</b>     | <b>6 094</b>       | <b>0</b>         | <b>0</b>          | <b>0</b>          |
| 05 02 06 03     | C1                | Storage measures for olive oil   | 0                 | 0                 | 0                | 0                 | 0                  | 0              | 0                | 0                 | 0                  | 0                  | 0                  | 0                | 0                 | 0                 |
| 05 02 06 05     | C1                | Quality improvement measures   | 0                 | 0                 | 0                | 0                 | 0                  | 0              | 0                | 9 123 135         | 44 314             | 567 762            | 34 406 431         | 0                | 0                 | 0                 |
| 05 02 06 99     | C1                | Other measures (olive oil)   | 0                 | 0                 | 0                | 0                 | 0                  | 0              | 0                | 0                 | 0                  | 0                  | 12 642             | 0                | 0                 | 0                 |
| <b>05 02 06</b> | <b>C1</b>         | <b>Olive oil</b>   | <b>0</b>          | <b>0</b>          | <b>0</b>         | <b>0</b>          | <b>0</b>           | <b>0</b>       | <b>0</b>         | <b>9 123 135</b>  | <b>44 314</b>      | <b>567 762</b>     | <b>34 419 073</b>  | <b>0</b>         | <b>0</b>          | <b>0</b>          |
| 05 02 07 01     | C1                | Aid for fibre flax and hemp  | 3 316 768         | 0                 | 23 392           | 0                 | 94 361             | 0              | 0                | 0                 | 1 249 403          | 14 434 215         | 0                  | 0                | 8 091             | 3 945             |
| 05 02 07 02     | C1                | Aid for cotton   | 0                 | 0                 | 0                | 0                 | 0                  | 0              | 0                | 0                 | 0                  | 0                  | 0                  | 0                | 0                 | 0                 |
| 05 02 07 03     | C1                | Cotton — National restructuring programmes   | 0                 | 0                 | 0                | 0                 | 0                  | 0              | 0                | 3 872 324         | 6 134 000          | 0                  | 0                  | 0                | 0                 | 0                 |
| <b>05 02 07</b> | <b>C1</b>         | <b>Textile plants</b>  | <b>3 316 768</b>  | <b>0</b>          | <b>23 392</b>    | <b>0</b>          | <b>94 361</b>      | <b>0</b>       | <b>0</b>         | <b>3 872 324</b>  | <b>7 383 403</b>   | <b>14 434 215</b>  | <b>0</b>           | <b>0</b>         | <b>8 091</b>      | <b>3 945</b>      |
| 05 02 08 01     | C1                | Export refunds for fruits and vegetables   | 319               | 0                 | 0                | 0                 | 0                  | 0              | 0                | 0                 | 0                  | 0                  | 42 860             | 0                | 0                 | 0                 |
| 05 02 08 03     | C1                | Operational funds for producer organisations   | 26 567 773        | 0                 | 323 155          | 6 033 897         | 25 758 737         | 0              | -13 331          | 1 057 655         | 131 276 854        | 13 192 541         | 54 649 681         | 625 363          | 0                 | 0                 |
| 05 02 08 03     | C4                |  | 0                 | 0                 | 0                | 0                 | 298 496            | 0              | 163 082          | 4 179 549         | 0                  | 22 065 706         | 29 347 313         | 0                | 0                 | 0                 |
| 05 02 08 03     | C5                |  | 28 040 464        | 0                 | 1 255 109        | 0                 | 20 832 906         | 0              | 6 159            | 7 113 677         | 72 049 139         | 62 589 606         | 136 718 386        | 196 373          | 0                 | 0                 |
| 05 02 08 03     | C1, C4, C5        |  | 54 608 237        | 0                 | 1 578 264        | 6 033 897         | 46 890 139         | 0              | 155 911          | 12 350 881        | 203 325 993        | 97 847 853         | 220 715 380        | 821 736          | 0                 | 0                 |
| 05 02 08 09     | C1                | Compensation encourage processing citrus fru   | 0                 | 0                 | 0                | 0                 | 0                  | 0              | 0                | 0                 | 222 388            | 0                  | -15 268            | 0                | 0                 | 0                 |
| 05 02 08 11     | C1                | Aid to producer groups preliminary<br>recognition                                    | 0                 | 0                 | 280 800          | 0                 | 0                  | 0              | 0                | 9 653 675         | -48 863            | 45 649             | 94 399             | 0                | 442 373           | 0                 |
| 05 02 08 11     | C4                |  | 0                 | 0                 | 186 238          | 0                 | 0                  | 0              | 0                | 307 130           | -28 744            | 136 787            | 30 695             | 483 251          | 276 117           | 0                 |
| 05 02 08 11     | C1, C4            |  | 0                 | 0                 | 467 039          | 0                 | 0                  | 0              | 0                | 9 960 806         | -77 607            | 182 435            | 125 094            | 483 251          | 718 490           | 0                 |
| 05 02 08 12     | C1                | School fruit scheme  | 534 471           | 442 212           | 3 335 587        | 998 026           | 6 527 650          | 159 543        | 503 652          | 1 053 366         | 3 690 877          | 999 133            | 19 642 838         | 261 446          | 299 696           | 247 164           |
| 05 02 08 99     | C1                | Other measures (fruits and vegetables)   | 0                 | 0                 | 0                | 0                 | 1 722 375          | 0              | 0                | 0                 | 0                  | 217 213            | -72 116            | 0                | 0                 | 0                 |
| 05 02 08 99     | C4                |  | 0                 | 1 962 177         | 114 933          | 16 374            | 3 864 332          | 1 321          | 13 159           | 7 219 098         | 16 967 742         | 307 572            | 6 566 464          | 0                | 57 381            | 0                 |
| 05 02 08 99     | C1, C4            |  | 0                 | 1 962 177         | 114 933          | 16 374            | 5 586 707          | 1 321          | 13 159           | 7 219 098         | 16 967 742         | 524 284            | 6 494 348          | 0                | 57 381            | 0                 |
| <b>05 02 08</b> | <b>C1</b>         | <b>Fruits and vegetables</b>   | <b>27 102 563</b> | <b>442 212</b>    | <b>3 939 543</b> | <b>7 031 923</b>  | <b>34 008 762</b>  | <b>159 543</b> | <b>490 321</b>   | <b>11 764 697</b> | <b>135 238 983</b> | <b>14 454 535</b>  | <b>74 342 393</b>  | <b>886 810</b>   | <b>742 069</b>    | <b>247 164</b>    |
| <b>05 02 08</b> | <b>C4</b>         |  | <b>0</b>          | <b>1 962 177</b>  | <b>301 172</b>   | <b>16 374</b>     | <b>4 162 828</b>   | <b>1 321</b>   | <b>176 241</b>   | <b>11 705 778</b> | <b>16 996 486</b>  | <b>22 510 064</b>  | <b>35 944 472</b>  | <b>483 251</b>   | <b>333 498</b>    | <b>0</b>          |
| <b>05 02 08</b> | <b>C5</b>         |  | <b>28 040 464</b> | <b>0</b>          | <b>1 255 109</b> | <b>0</b>          | <b>20 832 906</b>  | <b>0</b>       | <b>6 159</b>     | <b>7 113 677</b>  | <b>72 049 139</b>  | <b>62 589 606</b>  | <b>136 718 386</b> | <b>196 373</b>   | <b>0</b>          | <b>0</b>          |
| <b>05 02 08</b> | <b>C1, C4, C5</b> |  | <b>55 143 027</b> | <b>2 404 389</b>  | <b>5 495 823</b> | <b>7 048 298</b>  | <b>59 004 496</b>  | <b>160 864</b> | <b>672 721</b>   | <b>30 584 151</b> | <b>224 284 608</b> | <b>99 554 206</b>  | <b>247 005 251</b> | <b>1 566 433</b> | <b>1 075 567</b>  | <b>247 164</b>    |
| 05 02 09 01     | C1                | Export refunds for products of the wine-<br>growing sector                           | 0                 | 0                 | 0                | 0                 | 0                  | 0              | 0                | 0                 | 0                  | 9 087              | 4 499              | 0                | 0                 | 0                 |
| 05 02 09 02     | C1                | Storage of wine and grape musts  | 0                 | 0                 | 0                | 0                 | 0                  | 0              | 0                | 0                 | 19 421             | 0                  | 286 606            | 0                | 0                 | 0                 |
| 05 02 09 03     | C1                | Distillation of wine   | 0                 | 0                 | 0                | 0                 | 0                  | 0              | 0                | 0                 | -1 100             | 336                | 294 548            | 0                | 0                 | 0                 |
| 05 02 09 04     | C1                | Storage measures for alcohol   | 0                 | 0                 | 0                | 0                 | 0                  | 0              | 0                | 414 971           | 0                  | 178 009            | 50 376             | 69 005           | 0                 | 0                 |
| 05 02 09 05     | C1                | Aid for the use of must  | 0                 | 0                 | 0                | 0                 | 0                  | 0              | 0                | 0                 | 14 370             | 0                  | 576 679            | 0                | 0                 | 0                 |
| 05 02 09 06     | C1                | Permanent abandonment premiums for areas<br>under vines                              | 0                 | 0                 | 0                | 0                 | 0                  | 0              | 0                | 0                 | 0                  | 65 398             | 0                  | 0                | 0                 | 0                 |
| 05 02 09 07     | C1                | Restructuring and conversion of vineyards  | 0                 | 0                 | 0                | 0                 | -24 134            | 0              | 0                | 0                 | -152 921           | 0                  | -10 196 126        | 0                | 0                 | 0                 |
| 05 02 09 08     | C1                | National support programmes for wine sector  | 0                 | 5 841 749         | 4 147 108        | 0                 | 31 868 741         | 0              | 0                | 6 103 625         | 136 050 417        | 224 054 774        | 291 944 556        | 3 801 008        | 0                 | 0                 |
| 05 02 09 09     | C1                | Grubbing-up scheme   | 0                 | 310 638           | 0                | 0                 | 351 968            | 0              | 0                | 3 501 050         | 131 564 524        | 34 996 880         | 73 313 321         | 2 349 628        | 0                 | 0                 |
| 05 02 09 99     | C1                | Other measures (wine-growing sector)   | 0                 | 0                 | 0                | 0                 | 0                  | 0              | 0                | 0                 | 0                  | 0                  | 240 862            | 0                | 0                 | 0                 |
| <b>05 02 09</b> | <b>C1</b>         | <b>Products of the wine-growing sector</b>   | <b>0</b>          | <b>6 152 388</b>  | <b>4 147 108</b> | <b>0</b>          | <b>32 196 575</b>  | <b>0</b>       | <b>0</b>         | <b>10 019 646</b> | <b>267 672 721</b> | <b>259 176 851</b> | <b>356 464 945</b> | <b>6 219 641</b> | <b>0</b>          | <b>0</b>          |

ANNEX 16  
 Budget 2011 - EXPENDITURE BY MEMBER STATE, BY ITEM AND BY FUND SOURCE

Commitment Appropriations

In EUROS

| Budget line     | Fund source       | Heading   | BE                 | BG                 | CZ                 | DK                 | DE                   | EE                | IE                   | EL                   | ES                   | FR                   | IT                   | CY                | LV                 | LT                 |
|-----------------|-------------------|---|--------------------|--------------------|--------------------|--------------------|----------------------|-------------------|----------------------|----------------------|----------------------|----------------------|----------------------|-------------------|--------------------|--------------------|
| 05 02 10 01     | C1                | Promotion measures. Payments by M. States                                   | 1 626 355          | 685 680            | 222 186            | 506 979            | 879 903              | 0                 | 477 795              | 5 470 268            | 2 667 251            | 10 168 601           | 9 431 541            | 109 672           | 190 678            | 223 037            |
| 05 02 10 02     | C1                | Promotion measures — Direct payments by the European Community              | 0                  | 0                  | 0                  | 0                  | 0                    | 0                 | 0                    | 0                    | 0                    | 0                    | 0                    | 0                 | 0                  | 0                  |
| 05 02 10 99     | C1                | Other measures (promotion)  | 0                  | 0                  | 0                  | 0                  | 0                    | 0                 | 0                    | 0                    | -7 004               | -2 864               | 0                    | 0                 | 0                  | 0                  |
| <b>05 02 10</b> | <b>C1</b>         | <b>Promotion</b>  | <b>1 626 355</b>   | <b>685 680</b>     | <b>222 186</b>     | <b>506 979</b>     | <b>879 903</b>       | <b>0</b>          | <b>477 795</b>       | <b>5 470 268</b>     | <b>2 660 246</b>     | <b>10 165 737</b>    | <b>9 431 541</b>     | <b>109 672</b>    | <b>190 678</b>     | <b>223 037</b>     |
| 05 02 11 01     | C1                | Dried fodder  | 0                  | 0                  | 834 808            | 1 903 732          | 7 929 503            | 0                 | 0                    | 569 906              | 63 998 988           | 29 259 073           | 29 776 077           | 0                 | 0                  | 0                  |
| 05 02 11 03     | C1                | Hops — Aid for producers organisations                                      | 0                  | 0                  | 0                  | 0                  | 2 277 000            | 0                 | 0                    | 0                    | 0                    | 0                    | 0                    | 0                 | 0                  | 0                  |
| 05 02 11 04     | C1                | POSEI (excluding direct aids & MARE 11 02 03)                               | 0                  | 0                  | 0                  | 0                  | 0                    | 0                 | 0                    | 4 867 495            | 80 290 014           | 118 435 066          | 0                    | 0                 | 0                  | 0                  |
| 05 02 11 05     | C1                | Community fund tobacco (excluding SANCO 17 02 01)                           | 0                  | 0                  | 0                  | 0                  | 0                    | 0                 | 0                    | 0                    | 0                    | 378 923              | 0                    | 0                 | 0                  | 0                  |
| 05 02 11 99     | C1                | Other measures (other plant products/measures)                              | 0                  | 0                  | 0                  | 0                  | 0                    | 0                 | 0                    | 0                    | 0                    | 0                    | 81 180               | 0                 | 0                  | 0                  |
| <b>05 02 11</b> | <b>C1</b>         | <b>Other plant products/measures</b>  | <b>0</b>           | <b>0</b>           | <b>834 808</b>     | <b>1 903 732</b>   | <b>10 206 503</b>    | <b>0</b>          | <b>0</b>             | <b>5 437 401</b>     | <b>144 289 002</b>   | <b>148 073 062</b>   | <b>29 857 256</b>    | <b>0</b>          | <b>0</b>           | <b>0</b>           |
| 05 02 12 01     | C1                | Refunds for milk and milk products  | 235 807            | 0                  | 80 729             | 593                | 303 028              | 0                 | 171 366              | 598                  | 8 343                | 3 737 285            | 153 497              | 40 153            | 0                  | 134                |
| 05 02 12 02     | C1                | Intervention storage of skimmed-milk powder                                 | -10 550 617        | 0                  | -1 079 831         | 0                  | 43 235 260           | 784 160           | 36 077 065           | 0                    | -39 425 438          | 4 026 519            | -48 019 270          | 0                 | -1 239 370         | -262 333           |
| 05 02 12 03     | C1                | Aid for disposal of skimmed milk  | 0                  | 0                  | 0                  | 0                  | 0                    | 0                 | 0                    | 0                    | 0                    | 0                    | 0                    | 0                 | 0                  | 0                  |
| 05 02 12 04     | C1                | Intervention storage of butter and cream                                    | 724 213            | 0                  | 0                  | 754 397            | 1 588 438            | 384 205           | 1 263 431            | -401 369             | 0                    | 1 696 519            | 0                    | 0                 | 0                  | 1 364 150          |
| 05 02 12 05     | C1                | Other measures relating to butterfat  | 73                 | 0                  | 0                  | 0                  | -1 017               | 0                 | 0                    | 0                    | 0                    | 0                    | 0                    | 0                 | 0                  | 0                  |
| 05 02 12 06     | C1                | Intervention storage of cheese  | 0                  | 0                  | 0                  | 0                  | 0                    | 0                 | 0                    | 0                    | 0                    | 6 052                | 0                    | 0                 | 0                  | 0                  |
| 05 02 12 08     | C1                | School milk   | 707 634            | 1 854              | 414 591            | 2 025 641          | 6 276 145            | 629 699           | 557 753              | 0                    | 619 944              | 12 774 352           | 3 601 682            | 260 427           | 122 611            | 313 909            |
| 05 02 12 99     | C1                | Other measures (milk and milk products)                                     | 290                | 0                  | 0                  | 69                 | 55 251               | 0                 | 88 500               | 0                    | 5 107                | 37 121               | -241 876             | 0                 | 0                  | 16                 |
| <b>05 02 12</b> | <b>C1</b>         | <b>Milk and milk products</b>   | <b>-8 882 600</b>  | <b>1 854</b>       | <b>-584 511</b>    | <b>2 780 699</b>   | <b>51 457 105</b>    | <b>1 798 065</b>  | <b>38 158 116</b>    | <b>-400 772</b>      | <b>-38 792 043</b>   | <b>22 277 848</b>    | <b>-44 505 967</b>   | <b>300 580</b>    | <b>-1 116 760</b>  | <b>1 415 875</b>   |
| 05 02 13 01     | C1                | Refunds for beef and veal   | 438 829            | 2 153              | 555 735            | 1 742 899          | 12 463 646           | 0                 | 2 905 085            | 0                    | 794 193              | 3 440 281            | 4 389 831            | 0                 | 0                  | 4 667 519          |
| 05 02 13 02     | C1                | Intervention storage of beef and veal                                       | 0                  | 0                  | 0                  | 0                  | 0                    | 0                 | 0                    | 0                    | 0                    | 0                    | 6 240                | 0                 | 0                  | 0                  |
| 05 02 13 03     | C1                | Exceptional support measures  | 0                  | 0                  | 0                  | 0                  | 0                    | 0                 | 0                    | 0                    | 0                    | 0                    | 0                    | 0                 | 0                  | 0                  |
| 05 02 13 04     | C1                | Refunds for live animals  | 0                  | 0                  | 150 750            | 0                  | 4 091 102            | 71 789            | 0                    | 0                    | 0                    | 799 108              | 0                    | 0                 | 0                  | 8 263              |
| 05 02 13 99     | C1                | Other measures (beef and veal)  | 0                  | 0                  | 0                  | 0                  | 0                    | 0                 | 0                    | 0                    | 0                    | -135 414             | 0                    | 0                 | 0                  | 0                  |
| <b>05 02 13</b> | <b>C1</b>         | <b>Beef and veal</b>  | <b>438 829</b>     | <b>2 153</b>       | <b>706 485</b>     | <b>1 742 899</b>   | <b>16 554 749</b>    | <b>71 789</b>     | <b>2 905 085</b>     | <b>0</b>             | <b>794 193</b>       | <b>4 103 975</b>     | <b>4 396 071</b>     | <b>0</b>          | <b>0</b>           | <b>4 675 782</b>   |
| 05 02 14 01     | C1                | Intervention in the form of storage of sheepmeat and goatmeat               | 0                  | 0                  | 0                  | 0                  | 0                    | 0                 | 0                    | 0                    | 0                    | 0                    | 0                    | 0                 | 0                  | 0                  |
| 05 02 14 99     | C1                | Other measures (sheepmeat and goatmeat)                                     | 0                  | 0                  | 0                  | 0                  | 0                    | 0                 | 0                    | 0                    | 0                    | 0                    | 0                    | 0                 | 0                  | 0                  |
| <b>05 02 14</b> | <b>C1</b>         | <b>Sheepmeat and goatmeat</b>   | <b>0</b>           | <b>0</b>           | <b>0</b>           | <b>0</b>           | <b>0</b>             | <b>0</b>          | <b>0</b>             | <b>0</b>             | <b>0</b>             | <b>0</b>             | <b>0</b>             | <b>0</b>          | <b>0</b>           | <b>0</b>           |
| 05 02 15 01     | C1                | Refunds for pigmeat   | 247 874            | 0                  | 0                  | 822 515            | 322 656              | 0                 | 15 562               | 0                    | 2 017 550            | 339 720              | 6 520 356            | 7 393             | 0                  | 0                  |
| 05 02 15 02     | C1                | Intervention for pigmeat  | 1 095 948          | 0                  | 114 428            | 6 058 635          | 18 063 597           | 130 070           | 503 783              | 0                    | 11 045 783           | 1 206 298            | 5 178 970            | 0                 | 0                  | 0                  |
| 05 02 15 03     | C1                | Exceptional market-support measures. Pigmeat                                | 0                  | 0                  | 0                  | 0                  | 0                    | 0                 | 0                    | 0                    | 0                    | 0                    | 0                    | 0                 | 0                  | 0                  |
| 05 02 15 04     | C1                | Refunds for eggs  | 73 122             | 39 716             | 81 203             | 81 831             | 248 495              | 5 021             | 0                    | 51 083               | 175 347              | 746 432              | 271 736              | 0                 | 0                  | 0                  |
| 05 02 15 05     | C1                | Refunds for poultrymeat   | 10 798             | 463 417            | 3 875              | 1 567 252          | 3 017 413            | 0                 | 0                    | 0                    | 458                  | 74 539 433           | 694 450              | 0                 | 0                  | 0                  |
| 05 02 15 06     | C1                | Specific aid for bee-keeping  | 285 900            | 1 179 905          | 1 221 637          | 177 087            | 1 263 361            | 48 224            | 49 306               | 2 563 285            | 4 658 585            | 2 442 535            | 2 803 433            | 103 347           | 127 843            | 251 628            |
| 05 02 15 07     | C1                | Exceptional market-support measures for the poultrymeat and eggs sector     | 0                  | 0                  | 0                  | 0                  | 0                    | 0                 | 0                    | 0                    | 0                    | 0                    | 0                    | 0                 | 0                  | 0                  |
| 05 02 15 99     | C1                | Other measures (pigmeat, poultry, eggs, bee-keeping, other animal products) | 0                  | 0                  | 0                  | 0                  | 0                    | 0                 | 0                    | 0                    | 0                    | 0                    | 0                    | 0                 | 0                  | 0                  |
| <b>05 02 15</b> | <b>C1</b>         | <b>Pigmeat, eggs and poultry, bee-keeping and other animal products</b>     | <b>1 713 642</b>   | <b>1 683 038</b>   | <b>1 421 143</b>   | <b>8 707 321</b>   | <b>22 915 521</b>    | <b>183 315</b>    | <b>553 088</b>       | <b>2 629 930</b>     | <b>17 897 723</b>    | <b>79 274 418</b>    | <b>15 468 945</b>    | <b>110 740</b>    | <b>127 843</b>     | <b>251 628</b>     |
| <b>05 02</b>    | <b>C1</b>         |   | <b>34 018 767</b>  | <b>14 412 561</b>  | <b>10 924 207</b>  | <b>21 015 710</b>  | <b>150 470 454</b>   | <b>2 996 779</b>  | <b>44 133 861</b>    | <b>54 136 335</b>    | <b>611 348 601</b>   | <b>671 692 043</b>   | <b>540 120 304</b>   | <b>7 627 443</b>  | <b>3 850 074</b>   | <b>8 379 508</b>   |
| <b>05 02</b>    | <b>C4</b>         | <b>Interventions in agricultural markets</b>                                | <b>0</b>           | <b>1 962 177</b>   | <b>301 172</b>     | <b>16 374</b>      | <b>4 162 828</b>     | <b>1 321</b>      | <b>176 241</b>       | <b>11 705 778</b>    | <b>16 996 486</b>    | <b>22 510 064</b>    | <b>35 944 472</b>    | <b>483 251</b>    | <b>333 498</b>     | <b>0</b>           |
| <b>05 02</b>    | <b>C5</b>         |   | <b>28 040 464</b>  | <b>0</b>           | <b>1 255 109</b>   | <b>0</b>           | <b>20 832 906</b>    | <b>0</b>          | <b>6 159</b>         | <b>7 113 677</b>     | <b>72 049 139</b>    | <b>62 589 606</b>    | <b>136 718 386</b>   | <b>196 373</b>    | <b>0</b>           | <b>0</b>           |
| <b>05 02</b>    | <b>C1, C4, C5</b> |   | <b>62 059 231</b>  | <b>16 374 738</b>  | <b>12 480 488</b>  | <b>21 032 085</b>  | <b>175 466 188</b>   | <b>2 998 100</b>  | <b>44 316 261</b>    | <b>72 955 790</b>    | <b>700 394 226</b>   | <b>756 791 713</b>   | <b>712 783 162</b>   | <b>8 307 066</b>  | <b>4 183 572</b>   | <b>8 379 508</b>   |
| 05 03 01 01     | C1                | SPS (single payment scheme)   | 414 905 562        | 0                  | 0                  | 898 687 243        | 5 304 561 376        | 0                 | 804 832 570          | 2 065 004 619        | 4 287 390 224        | 6 930 957 558        | 3 524 691 804        | 0                 | 0                  | 0                  |
| 05 03 01 01     | C5                |   | 58 801 638         | 0                  | 0                  | 31 150             | 262 318              | 0                 | 441 956 318          | 0                    | 0                    | 0                    | 0                    | 0                 | 0                  | 0                  |
| 05 03 01 01     | C1, C5            |   | 473 707 200        | 0                  | 0                  | 898 718 393        | 5 304 823 695        | 0                 | 1 246 788 888        | 2 065 004 619        | 4 287 390 224        | 6 930 957 558        | 3 524 691 804        | 0                 | 0                  | 0                  |
| 05 03 01 02     | C1                | SAPS (single area payment scheme)   | 0                  | 289 670 663        | 580 588 835        | 0                  | 0                    | 70 476 828        | 0                    | 0                    | 0                    | 0                    | 29 868 257           | 95 102 011        | 261 144 895        | 0                  |
| 05 03 01 03     | C1                | Separate sugar payment  | 0                  | 0                  | 44 236 537         | 0                  | 0                    | 0                 | 0                    | 0                    | 0                    | 0                    | 0                    | 4 934 028         | 10 181 005         | 0                  |
| 05 03 01 04     | C1                | Separate fruit and vegetables payment                                       | 0                  | 0                  | 413 995            | 0                  | 0                    | 0                 | 0                    | 0                    | 0                    | 0                    | 0                    | 0                 | 0                  | 0                  |
| 05 03 01 05     | C1                | Specific support (article 68) — Decoupled direct                            | 0                  | 0                  | 0                  | 4 041 652          | 0                    | 0                 | 0                    | 0                    | 39 781 961           | 138 206 336          | 154 497 048          | 0                 | 0                  | 0                  |
| 05 03 01 99     | C1                | Other (decoupled direct aids)   | 0                  | 0                  | 0                  | 0                  | 0                    | 0                 | 0                    | 0                    | 0                    | 0                    | 0                    | 0                 | 0                  | 0                  |
| <b>05 03 01</b> | <b>C1</b>         |   | <b>414 905 562</b> | <b>289 670 663</b> | <b>625 239 368</b> | <b>902 728 895</b> | <b>5 304 561 376</b> | <b>70 476 828</b> | <b>804 832 570</b>   | <b>2 065 004 619</b> | <b>4 327 172 185</b> | <b>7 069 163 894</b> | <b>3 679 188 852</b> | <b>29 868 257</b> | <b>100 036 039</b> | <b>271 325 900</b> |
| <b>05 03 01</b> | <b>C5</b>         | <b>Decoupled direct aids</b>  | <b>58 801 638</b>  | <b>0</b>           | <b>0</b>           | <b>31 150</b>      | <b>262 318</b>       | <b>0</b>          | <b>441 956 318</b>   | <b>0</b>             | <b>0</b>             | <b>0</b>             | <b>0</b>             | <b>0</b>          | <b>0</b>           | <b>0</b>           |
| <b>05 03 01</b> | <b>C1, C5</b>     |   | <b>473 707 200</b> | <b>289 670 663</b> | <b>625 239 368</b> | <b>902 760 045</b> | <b>5 304 823 695</b> | <b>70 476 828</b> | <b>1 246 788 888</b> | <b>2 065 004 619</b> | <b>4 327 172 185</b> | <b>7 069 163 894</b> | <b>3 679 188 852</b> | <b>29 868 257</b> | <b>100 036 039</b> | <b>271 325 900</b> |
| 05 03 02 01     | C1                | Crops area payments   | -75                | 0                  | 0                  | 0                  | 80 400               | 0                 | 14 176               | 0                    | 633 580              | 318 713              | 2 431 925            | 0                 | 0                  | 0                  |
| 05 03 02 04     | C1                | Supplementary aid for durum wheat: traditional production zones             | 0                  | 0                  | 0                  | 0                  | 0                    | 0                 | 0                    | 0                    | 150 239              | -6 718               | -777 306             | 0                 | 0                  | 0                  |
| 05 03 02 05     | C1                | Production aid for seeds  | 7 556              | 0                  | 0                  | 0                  | 0                    | 0                 | 0                    | 0                    | 8 404 530            | 2 031 726            | 11 315 742           | 0                 | 0                  | 0                  |
| 05 03 02 06     | C1                | Suckler-cow premium   | 72 471 519         | 0                  | 0                  | 0                  | 2 677                | 0                 | 49 013               | 0                    | 237 530 065          | 482 500 509          | -69 683              | 0                 | 0                  | 0                  |
| 05 03 02 07     | C1                | Additional suckler-cow premium  | 17 965 206         | 0                  | 0                  | 0                  | 0                    | 0                 | 0                    | 0                    | 23 492 350           | 0                    | -4 569               | 0                 | 0                  | 0                  |
| 05 03 02 08     | C1                | Beef special premium  | 212                | 0                  | 0                  | 30 252 170         | 13 688               | 0                 | 131 458              | -148                 | 110 788              | -6 685               | -113 356             | 0                 | 0                  | 0                  |
| 05 03 02 09     | C1                | Beef slaughter premium — Calves   | 5 783 738          | 0                  | 0                  | -36                | 28                   | 0                 | 0                    | 0                    | 495 208              | 529 999              | -8 881               | 0                 | 0                  | 0                  |
| 05 03 02 10     | C1                | Beef slaughter premium — Adults   | 0                  | 0                  | -1 299             | 0                  | 2 953                | 0                 | 48 527               |                      |                      |                      |                      |                   |                    |                    |







ANNEX 16  
 Budget 2011 - EXPENDITURE BY MEMBER STATE, BY ITEM AND BY FUND SOURCE

Commitment Appropriations

In EUROS

| Budget line  | Fund source | Heading   | BE                 | BG                 | CZ                 | DK                 | DE                   | EE                | IE                   | EL                   | ES                   | FR                   | IT                   | CY                | LV                 | LT                 |
|--|-------------|---|--------------------|--------------------|--------------------|--------------------|----------------------|-------------------|----------------------|----------------------|----------------------|----------------------|----------------------|-------------------|--------------------|--------------------|
| 17 04 03   | C1          | Emergency fund for veterinary complaints and other animal contaminations which are a risk to public health                            | 0                  | 0                  | 0                  | 0                  | 0                    | 0                 | 0                    | 0                    | 0                    | 0                    | 0                    | 0                 | 0                  | 0                  |
| 17 04 04 01  | C1          | Plant health measures — New measures  | 0                  | 0                  | 0                  | 0                  | 0                    | 0                 | 0                    | 0                    | 0                    | 0                    | 0                    | 0                 | 0                  | 0                  |
| 17 04 04   | C1          | Plant health measures   | 0                  | 0                  | 0                  | 0                  | 0                    | 0                 | 0                    | 0                    | 0                    | 0                    | 0                    | 0                 | 0                  | 0                  |
| 17 04 05 01  | C1          | Community Plant Variety Office — Contribution to Titles 1 and 2   | 0                  | 0                  | 0                  | 0                  | 0                    | 0                 | 0                    | 0                    | 0                    | 0                    | 0                    | 0                 | 0                  | 0                  |
| 17 04 05 02  | C1          | Community Plant Variety Office — Contribution to Title 3  | 0                  | 0                  | 0                  | 0                  | 0                    | 0                 | 0                    | 0                    | 0                    | 0                    | 0                    | 0                 | 0                  | 0                  |
| 17 04 05   | C1          |   | 0                  | 0                  | 0                  | 0                  | 0                    | 0                 | 0                    | 0                    | 0                    | 0                    | 0                    | 0                 | 0                  | 0                  |
| 17 04 07 01  | C1          | Feed and food safety and related activities — New measures  | 0                  | 0                  | 0                  | 0                  | 0                    | 0                 | 0                    | 0                    | 0                    | 0                    | 0                    | 0                 | 0                  | 0                  |
| 17 04 07   | C1          | Feed & food safety & related activities   | 0                  | 0                  | 0                  | 0                  | 0                    | 0                 | 0                    | 0                    | 0                    | 0                    | 0                    | 0                 | 0                  | 0                  |
| 17 04  | C1          |   | 0                  | 0                  | 0                  | 0                  | 0                    | 0                 | 0                    | 0                    | 0                    | 0                    | 0                    | 0                 | 0                  | 0                  |
| 17 04  | C5          | Food safety, animal health, animal welfare and plant health   | 0                  | 0                  | 0                  | 0                  | 0                    | 0                 | 0                    | 0                    | 0                    | 0                    | 0                    | 0                 | 0                  | 0                  |
| 17 04  | C1, C5      |   | 0                  | 0                  | 0                  | 0                  | 0                    | 0                 | 0                    | 0                    | 0                    | 0                    | 0                    | 0                 | 0                  | 0                  |
| 17   | C1          |   | 0                  | 0                  | 0                  | 0                  | 0                    | 0                 | 0                    | 0                    | 0                    | 0                    | 0                    | 0                 | 0                  | 0                  |
| 17   | C5          | Health and consumer protection  | 0                  | 0                  | 0                  | 0                  | 0                    | 0                 | 0                    | 0                    | 0                    | 0                    | 0                    | 0                 | 0                  | 0                  |
| 17   | C1, C5      |   | 0                  | 0                  | 0                  | 0                  | 0                    | 0                 | 0                    | 0                    | 0                    | 0                    | 0                    | 0                 | 0                  | 0                  |
| Sub-total EAGF Expenditure Fund source C1          |             |   | 550 669 639        | 314 627 732        | 667 717 608        | 963 739 344        | 5 493 528 489        | 74 702 142        | 872 802 078          | 2 406 132 936        | 5 817 317 539        | 8 676 894 063        | 4 633 800 699        | 41 931 991        | 109 012 939        | 279 758 102        |
| Sub-total EAGF Expenditure Fund source C4          |             |   | 0                  | 1 962 177          | 301 172            | 16 374             | 4 162 828            | 1 321             | 176 241              | 11 705 778           | 16 996 486           | 22 510 064           | 35 944 472           | 483 251           | 333 498            | 0                  |
| Sub-total EAGF Expenditure Fund source C5          |             |   | 86 842 101         | 0                  | 1 255 109          | 31 150             | 21 095 224           | 0                 | 441 962 477          | 7 113 677            | 72 049 139           | 62 589 606           | 136 718 386          | 196 373           | 0                  | 0                  |
| <b>TOTAL 2011 EAGF EXPENDITURE BY MEMBER STATE</b> |             |   | <b>637 511 740</b> | <b>316 589 909</b> | <b>669 273 889</b> | <b>963 786 868</b> | <b>5 518 786 541</b> | <b>74 703 463</b> | <b>1 314 940 797</b> | <b>2 424 952 391</b> | <b>5 906 363 164</b> | <b>8 761 993 734</b> | <b>4 806 463 557</b> | <b>42 611 614</b> | <b>109 346 437</b> | <b>279 758 102</b> |
| 05 02 16 01  | C4          | Sugar Restructuring Fund  | -798 013           | 0                  | 0                  | -1 049             | -15 940              | 0                 | 0                    | 0                    | -17 060              | -144                 | -278 051             | 0                 | 0                  | 0                  |
| 05 02 16 01  | C5          |   | 7 889 042          | 0                  | 0                  | 3 235 011          | 13 046 274           | 0                 | 15 754               | 0                    | 38 121 792           | 28 947 134           | 46 395 818           | 0                 | 3 187 542          | 54 763             |
| 05 02 16 01  | C4, C5      |   | 7 091 029          | 0                  | 0                  | 3 233 962          | 13 030 334           | 0                 | 15 754               | 0                    | 38 104 733           | 28 946 990           | 46 117 768           | 0                 | 3 187 542          | 54 763             |
| 05 02 16 02  |             | Clearance with regard to the Sugar Restructuring Fund   | 0                  | 0                  | 0                  | 0                  | 0                    | 0                 | 0                    | 0                    | 0                    | 0                    | 0                    | 0                 | 0                  | 0                  |
| 05 02 16   | C4          |   | -798 013           | 0                  | 0                  | -1 049             | -15 940              | 0                 | 0                    | 0                    | -17 060              | -144                 | -278 051             | 0                 | 0                  | 0                  |
| 05 02 16   | C5          | Sugar Restructuring Fund  | 7 889 042          | 0                  | 0                  | 3 235 011          | 13 046 274           | 0                 | 15 754               | 0                    | 38 121 792           | 28 947 134           | 46 395 818           | 0                 | 3 187 542          | 54 763             |
| 05 02 16   | C4, C5      |   | 7 091 029          | 0                  | 0                  | 3 233 962          | 13 030 334           | 0                 | 15 754               | 0                    | 38 104 733           | 28 946 990           | 46 117 768           | 0                 | 3 187 542          | 54 763             |
| 05 02 08 13  | C1          | Pilot project - fruit and vegetable consumption   | 0                  | 0                  | 0                  | 0                  | 0                    | 0                 | 0                    | 0                    | 0                    | 0                    | 0                    | 0                 | 0                  | 0                  |
| 05 02 17 01  | C1          | Support for farmers' cooperatives   | 0                  | 0                  | 0                  | 0                  | 0                    | 0                 | 0                    | 0                    | 0                    | 0                    | 0                    | 0                 | 0                  | 0                  |
| 05 02 17 02  | C1          | European farm prices and margins observatory  | 0                  | 0                  | 0                  | 0                  | 0                    | 0                 | 0                    | 0                    | 0                    | 0                    | 0                    | 0                 | 0                  | 0                  |
| 05 02 17 03  | C1          | Support for farmers' & consumers' initiatives for low carbon emission, low energy consumption & locally marketed food production      | 0                  | 0                  | 0                  | 0                  | 0                    | 0                 | 0                    | 0                    | 0                    | 0                    | 0                    | 0                 | 0                  | 0                  |
| 05 02 17 07  | C1          | Measures to combat speculation in agricultural commodities  | 0                  | 0                  | 0                  | 0                  | 0                    | 0                 | 0                    | 0                    | 0                    | 0                    | 0                    | 0                 | 0                  | 0                  |
| 05 02 17   | C1          | Pilot projects. Support for farmers   | 0                  | 0                  | 0                  | 0                  | 0                    | 0                 | 0                    | 0                    | 0                    | 0                    | 0                    | 0                 | 0                  | 0                  |
| 05 08 10   | C1          | Pilot project — Assessing end-user costs of compliance with EU legislation in the fields of environment, animal welfare & food safety | 0                  | 0                  | 0                  | 0                  | 0                    | 0                 | 0                    | 0                    | 0                    | 0                    | 0                    | 0                 | 0                  | 0                  |
| Sub-total Expenditure Fund source C1               |             |   | 550 669 639        | 314 627 732        | 667 717 608        | 963 739 344        | 5 493 528 489        | 74 702 142        | 872 802 078          | 2 406 132 936        | 5 817 317 539        | 8 676 894 063        | 4 633 800 699        | 41 931 991        | 109 012 939        | 279 758 102        |
| Sub-total Expenditure Fund source C4               |             |   | -798 013           | 1 962 177          | 301 172            | 15 326             | 4 146 888            | 1 321             | 176 241              | 11 705 778           | 16 979 426           | 22 509 920           | 35 666 422           | 483 251           | 333 498            | 0                  |
| Sub-total Expenditure Fund source C5               |             |   | 94 731 144         | 0                  | 1 255 109          | 3 266 161          | 34 141 498           | 0                 | 441 978 232          | 7 113 677            | 110 170 931          | 91 536 740           | 183 114 204          | 196 373           | 3 187 542          | 54 763             |
| <b>TOTAL 2011 EXPENDITURE BY MEMBER STATE</b>      |             |   | <b>644 602 769</b> | <b>316 589 909</b> | <b>669 273 889</b> | <b>967 020 830</b> | <b>5 531 816 875</b> | <b>74 703 463</b> | <b>1 314 956 551</b> | <b>2 424 952 391</b> | <b>5 944 467 897</b> | <b>8 790 940 723</b> | <b>4 852 581 324</b> | <b>42 611 614</b> | <b>112 533 979</b> | <b>279 812 865</b> |

| BE | BG | CZ | DK | DE | EE | IE | EL | ES | FR | IT | CY | LV | LT |
|----|----|----|----|----|----|----|----|----|----|----|----|----|----|
|----|----|----|----|----|----|----|----|----|----|----|----|----|----|

ANNEX 16  
 Budget 2011 - EXPENDITURE BY MEMBER STATE, BY ITEM AND BY FUND SOURCE

Commitment Appropriations

In EUROS

| Budget line     | Fund source       | Heading  | LU             | HU                | MT              | NL                 | AT                | PL                 | PT                | RO                 | SI                | SK               | FI                 | SE                | UK                 | CE               | TOTAL                |
|-----------------|-------------------|--|----------------|-------------------|-----------------|--------------------|-------------------|--------------------|-------------------|--------------------|-------------------|------------------|--------------------|-------------------|--------------------|------------------|----------------------|
| 05 01 04 01     | C1                | European Agriculture Guarantee Fund (EAGF)<br>— Non-operational technical assistance | 0              | 0                 | 0               | 0                  | 0                 | 0                  | 0                 | 0                  | 0                 | 0                | 0                  | 0                 | 0                  | 8 442 043        | 8 442 043            |
| <b>05 01 04</b> | <b>C1</b>         | <b>Support expenditure for operations of Agriculture and RD Policy area</b>          | <b>0</b>       | <b>0</b>          | <b>0</b>        | <b>0</b>           | <b>0</b>          | <b>0</b>           | <b>0</b>          | <b>0</b>           | <b>0</b>          | <b>0</b>         | <b>0</b>           | <b>0</b>          | <b>0</b>           | <b>8 442 043</b> | <b>8 442 043</b>     |
| <b>05 01</b>    | <b>C1</b>         | <b>Administrative expenditure of Agriculture and RD Policy area</b>                  | <b>0</b>       | <b>0</b>          | <b>0</b>        | <b>0</b>           | <b>0</b>          | <b>0</b>           | <b>0</b>          | <b>0</b>           | <b>0</b>          | <b>0</b>         | <b>0</b>           | <b>0</b>          | <b>0</b>           | <b>8 442 043</b> | <b>8 442 043</b>     |
| 05 02 01 01     | C1                | Export refunds for cereals   | 0              | 0                 | 0               | 0                  | 0                 | 0                  | 0                 | 0                  | 0                 | 0                | 0                  | 0                 | 0                  | 0                | 52 097               |
| 05 02 01 02     | C1                | Intervention storage of cereals  | 0              | 26 652 467        | -603 950        | 0                  | 549 688           | -4 631 647         | -6 265 030        | -30 595 077        | -1 463 322        | 759 185          | -52 409 762        | -5 797 690        | -12 241 336        | 0                | -189 471 647         |
| 05 02 01 03     | C1                | Intervention for starch  | 0              | 0                 | 0               | 8 876 139          | 859 990           | 1 797 101          | 0                 | 0                  | 0                 | 0                | 783 232            | 1 135 120         | 0                  | 0                | 33 204 579           |
| 05 02 01 99     | C1                | Other measures (cereals)   | 0              | 0                 | 0               | 0                  | 0                 | 0                  | 0                 | 0                  | 0                 | 0                | 0                  | 0                 | 0                  | 0                | -52                  |
| <b>05 02 01</b> | <b>C1</b>         | <b>Cereals</b>   | <b>0</b>       | <b>26 652 467</b> | <b>-603 950</b> | <b>8 876 139</b>   | <b>1 409 678</b>  | <b>-2 834 546</b>  | <b>-6 265 030</b> | <b>-30 595 077</b> | <b>-1 463 322</b> | <b>759 185</b>   | <b>-51 626 530</b> | <b>-4 662 570</b> | <b>-12 241 336</b> | <b>0</b>         | <b>-156 215 024</b>  |
| 05 02 02 01     | C1                | Export refunds for rice  | 0              | 0                 | 0               | 0                  | 0                 | 0                  | 0                 | 0                  | 0                 | 0                | 0                  | 0                 | 0                  | 0                | 6 975                |
| 05 02 02 02     | C1                | Intervention storage of rice   | 0              | 0                 | 0               | 0                  | 0                 | 0                  | 0                 | 0                  | 0                 | 0                | 0                  | 0                 | 0                  | 0                | 0                    |
| 05 02 02 99     | C1                | Other measures (rice)  | 0              | 0                 | 0               | 0                  | 0                 | 0                  | 0                 | 0                  | 0                 | 0                | 0                  | 0                 | 0                  | 0                | 0                    |
| <b>05 02 02</b> | <b>C1</b>         | <b>Rice</b>  | <b>0</b>       | <b>0</b>          | <b>0</b>        | <b>0</b>           | <b>0</b>          | <b>0</b>           | <b>0</b>          | <b>0</b>           | <b>0</b>          | <b>0</b>         | <b>0</b>           | <b>0</b>          | <b>0</b>           | <b>0</b>         | <b>6 975</b>         |
| 05 02 03 00     | C1                | Refunds on non-Annex 1 products  | 0              | 15 671            | 0               | 3 379 903          | 34 730            | 95 527             | 131 053           | 0                  | 0                 | 0                | 7 192              | 45 542            | 30 104             | 0                | 12 737 349           |
| <b>05 02 03</b> | <b>C1</b>         | <b>Refunds on non-Annex 1 products</b>   | <b>0</b>       | <b>15 671</b>     | <b>0</b>        | <b>3 379 903</b>   | <b>34 730</b>     | <b>95 527</b>      | <b>131 053</b>    | <b>0</b>           | <b>0</b>          | <b>0</b>         | <b>7 192</b>       | <b>45 542</b>     | <b>30 104</b>      | <b>0</b>         | <b>12 737 349</b>    |
| 05 02 04 01     | C1                | Programmes for deprived persons  | 101 776        | 14 026 777        | 676 212         | 0                  | 0                 | 74 679 787         | 28 644 670        | 49 059 395         | 2 460 818         | 4 560 701        | 4 258 414          | 0                 | 0                  | 0                | 514 971 353          |
| 05 02 04 99     | C1                | Other measures (food programmes)   | 0              | 0                 | 0               | 0                  | 0                 | 0                  | 0                 | 0                  | 0                 | 0                | 0                  | 0                 | 0                  | 0                | 8 673                |
| <b>05 02 04</b> | <b>C1</b>         | <b>Food programmes</b>   | <b>101 776</b> | <b>14 026 777</b> | <b>676 212</b>  | <b>0</b>           | <b>0</b>          | <b>74 679 787</b>  | <b>28 644 670</b> | <b>49 059 395</b>  | <b>2 460 818</b>  | <b>4 560 701</b> | <b>4 258 414</b>   | <b>0</b>          | <b>0</b>           | <b>0</b>         | <b>514 980 026</b>   |
| 05 02 05 01     | C1                | Export refunds for sugar and isoglucose  | 0              | 0                 | 0               | 0                  | 0                 | 1 640 152          | 0                 | 0                  | 0                 | 0                | 0                  | 0                 | 11 723             | 0                | 1 475 288            |
| 05 02 05 03     | C1                | Production refunds for sugar used in the chemical industry                           | 0              | 0                 | 0               | 0                  | 0                 | 0                  | 0                 | 0                  | 0                 | 0                | 0                  | 0                 | 0                  | 0                | 771 724              |
| 05 02 05 08     | C1                | Storage measures for sugar   | 0              | 0                 | 0               | 0                  | 0                 | 0                  | 0                 | 0                  | 0                 | 0                | 0                  | 0                 | 0                  | 0                | 197                  |
| 05 02 05 99     | C1                | Other measures (sugar)   | 0              | 0                 | 0               | 0                  | 0                 | 0                  | 0                 | 0                  | 0                 | 0                | 0                  | 0                 | 0                  | 0                | -46 445              |
| <b>05 02 05</b> | <b>C1</b>         | <b>Sugar</b>   | <b>0</b>       | <b>0</b>          | <b>0</b>        | <b>0</b>           | <b>0</b>          | <b>1 640 152</b>   | <b>0</b>          | <b>0</b>           | <b>0</b>          | <b>0</b>         | <b>0</b>           | <b>0</b>          | <b>11 723</b>      | <b>0</b>         | <b>2 200 764</b>     |
| 05 02 06 03     | C1                | Storage measures for olive oil   | 0              | 0                 | 0               | 0                  | 0                 | 0                  | 0                 | 0                  | 0                 | 0                | 0                  | 0                 | 0                  | 0                | 0                    |
| 05 02 06 05     | C1                | Quality improvement measures   | 0              | 0                 | 0               | 0                  | 0                 | 0                  | 0                 | 0                  | 0                 | 0                | 0                  | 0                 | 0                  | 0                | 44 141 642           |
| 05 02 06 99     | C1                | Other measures (olive oil)   | 0              | 0                 | 0               | 0                  | 0                 | 0                  | 0                 | 0                  | 0                 | 0                | 0                  | 0                 | 0                  | 0                | 12 642               |
| <b>05 02 06</b> | <b>C1</b>         | <b>Olive oil</b>   | <b>0</b>       | <b>0</b>          | <b>0</b>        | <b>0</b>           | <b>0</b>          | <b>0</b>           | <b>0</b>          | <b>0</b>           | <b>0</b>          | <b>0</b>         | <b>0</b>           | <b>0</b>          | <b>0</b>           | <b>0</b>         | <b>44 154 284</b>    |
| 05 02 07 01     | C1                | Aid for fibre flax and hemp  | 0              | 0                 | 0               | 923 838            | 4 804             | 116 786            | 0                 | 0                  | 0                 | 0                | 0                  | 0                 | 96 439             | 0                | 20 272 041           |
| 05 02 07 02     | C1                | Aid for cotton   | 0              | 0                 | 0               | 0                  | 0                 | 0                  | 0                 | 0                  | 0                 | 0                | 0                  | 0                 | 0                  | 0                | 0                    |
| 05 02 07 03     | C1                | Cotton — National restructuring programmes   | 0              | 0                 | 0               | 0                  | 0                 | 0                  | 0                 | 0                  | 0                 | 0                | 0                  | 0                 | 0                  | 0                | 10 006 324           |
| <b>05 02 07</b> | <b>C1</b>         | <b>Textile plants</b>  | <b>0</b>       | <b>0</b>          | <b>0</b>        | <b>923 838</b>     | <b>4 804</b>      | <b>116 786</b>     | <b>0</b>          | <b>0</b>           | <b>0</b>          | <b>0</b>         | <b>0</b>           | <b>0</b>          | <b>96 439</b>      | <b>0</b>         | <b>30 278 365</b>    |
| 05 02 08 01     | C1                | Export refunds for fruits and vegetables   | 0              | 0                 | 0               | 0                  | 0                 | 0                  | 6 339             | 0                  | 0                 | 0                | 0                  | 0                 | 0                  | 0                | 49 518               |
| 05 02 08 03     | C1                | Operational funds for producer organisations   | 0              | 1 442 987         | 111 062         | 16 237 048         | 1 671 801         | 1 015 427          | 4 684 078         | 3 707 123          | 0                 | 89 886           | 0                  | 268 059           | 3 050 204          | 0                | 291 750 000          |
| 05 02 08 03     | C4                |  | 0              | 0                 | 0               | 26 983 528         | 909 784           | 0                  | 3 009 814         | 0                  | 0                 | 0                | 233 601            | 1 659 089         | 1 380 423          | 0                | 90 230 387           |
| 05 02 08 03     | C5                |  | 0              | 1 373 883         | 0               | 56 213 700         | 4 253 126         | 182 928            | 3 773 216         | 359 641            | 0                 | 238 202          | 854 676            | 1 474 254         | 6 074 874          | 0                | 403 600 317          |
| 05 02 08 03     | C1, C4, C5        |  | 0              | 2 816 869         | 111 062         | 99 434 276         | 6 834 710         | 1 198 355          | 11 467 107        | 4 066 763          | 0                 | 328 088          | 1 088 277          | 3 401 401         | 10 505 502         | 0                | 785 580 704          |
| 05 02 08 09     | C1                | Compensation encourage processing citrus fru   | 0              | 0                 | 0               | 0                  | 0                 | 0                  | 0                 | 0                  | 0                 | 0                | 0                  | 0                 | 0                  | 0                | 207 121              |
| 05 02 08 11     | C1                | Aid to producer groups preliminary   | 0              | 3 437 369         | 0               | 0                  | 0                 | 131 462 954        | 193 692           | 1 890 227          | 0                 | 0                | 0                  | 0                 | 0                  | 0                | 147 550 000          |
| 05 02 08 11     | C4                | recognition  | 0              | 1 460 719         | 62 971          | 0                  | 0                 | 42 488 760         | 61 672            | 1 632 800          | 0                 | 75 000           | 0                  | 0                 | 0                  | 0                | 47 230 884           |
| 05 02 08 11     | C1, C4            |  | 0              | 4 898 088         | 62 971          | 0                  | 0                 | 173 951 714        | 255 364           | 3 523 027          | 0                 | 75 000           | 0                  | 0                 | 0                  | 0                | 194 780 884          |
| 05 02 08 12     | C1                | School fruit scheme  | 167 404        | 3 434 507         | 249 507         | 1 748 661          | 236 331           | 7 581 175          | 628 862           | 2 045 649          | 422 642           | 2 071 643        | 0                  | 0                 | 0                  | 0                | 57 282 043           |
| 05 02 08 99     | C1                | Other measures (fruits and vegetables)   | 0              | 0                 | 0               | 0                  | -6 225            | 0                  | 0                 | 0                  | 0                 | 0                | 0                  | 0                 | 238 754            | 0                | 2 100 000            |
| 05 02 08 99     | C4                |  | 0              | 1 222 908         | 0               | 1 156 298          | 1 519 725         | 44 127 242         | 1 901 533         | 84 189             | 192 675           | 529 160          | 0                  | 1 120             | 56 627             | 0                | 87 882 030           |
| 05 02 08 99     | C1, C4            |  | 0              | 1 222 908         | 0               | 1 156 298          | 1 513 500         | 44 127 242         | 1 901 533         | 84 189             | 192 675           | 529 160          | 0                  | 1 120             | 295 381            | 0                | 89 982 030           |
| <b>05 02 08</b> | <b>C1</b>         |  | <b>167 404</b> | <b>8 314 863</b>  | <b>360 569</b>  | <b>17 985 709</b>  | <b>1 901 907</b>  | <b>140 059 556</b> | <b>5 512 970</b>  | <b>7 642 998</b>   | <b>422 642</b>    | <b>2 161 529</b> | <b>0</b>           | <b>268 059</b>    | <b>3 288 958</b>   | <b>0</b>         | <b>498 938 683</b>   |
| <b>05 02 08</b> | <b>C4</b>         | <b>Fruits and vegetables</b>   | <b>0</b>       | <b>2 683 627</b>  | <b>62 971</b>   | <b>28 139 827</b>  | <b>2 429 509</b>  | <b>86 616 002</b>  | <b>4 973 018</b>  | <b>1 716 989</b>   | <b>192 675</b>    | <b>604 160</b>   | <b>233 601</b>     | <b>1 660 209</b>  | <b>1 437 050</b>   | <b>0</b>         | <b>225 343 300</b>   |
| <b>05 02 08</b> | <b>C5</b>         |  | <b>0</b>       | <b>1 373 883</b>  | <b>0</b>        | <b>56 213 700</b>  | <b>4 253 126</b>  | <b>182 928</b>     | <b>3 773 216</b>  | <b>359 641</b>     | <b>0</b>          | <b>238 202</b>   | <b>854 676</b>     | <b>1 474 254</b>  | <b>6 074 874</b>   | <b>0</b>         | <b>403 600 317</b>   |
| <b>05 02 08</b> | <b>C1, C4, C5</b> |  | <b>167 404</b> | <b>12 372 372</b> | <b>423 540</b>  | <b>102 339 235</b> | <b>8 584 541</b>  | <b>226 858 486</b> | <b>14 259 205</b> | <b>9 719 628</b>   | <b>615 317</b>    | <b>3 003 891</b> | <b>1 088 277</b>   | <b>3 402 522</b>  | <b>10 800 883</b>  | <b>0</b>         | <b>1 127 882 300</b> |
| 05 02 09 01     | C1                | Export refunds for products of the wine-growing sector                               | 0              | 0                 | 0               | 0                  | 0                 | 0                  | 283 054           | 0                  | 0                 | 0                | 0                  | 0                 | 0                  | 0                | 296 640              |
| 05 02 09 02     | C1                | Storage of wine and grape musts  | 0              | 0                 | 0               | 0                  | 0                 | 0                  | 0                 | 0                  | 0                 | 0                | 0                  | 0                 | 0                  | 0                | 306 027              |
| 05 02 09 03     | C1                | Distillation of wine   | 0              | 0                 | 0               | 0                  | 0                 | 0                  | 0                 | 0                  | 0                 | 0                | 0                  | 0                 | 0                  | 0                | 293 784              |
| 05 02 09 04     | C1                | Storage measures for alcohol   | 0              | 549 174           | 0               | 0                  | 0                 | 0                  | 354 748           | 0                  | 0                 | 0                | 0                  | 0                 | 0                  | 0                | 1 616 283            |
| 05 02 09 05     | C1                | Aid for the use of must  | 0              | 0                 | 0               | 0                  | 0                 | 0                  | 9 265             | 0                  | 0                 | 0                | 0                  | 0                 | 0                  | 0                | 600 315              |
| 05 02 09 06     | C1                | Permanent abandonment premiums for areas under vines                                 | 0              | 0                 | 0               | 0                  | 0                 | 0                  | 0                 | 0                  | 0                 | 0                | 0                  | 0                 | 0                  | 0                | 65 398               |
| 05 02 09 07     | C1                | Restructuring and conversion of vineyards  | 0              | -23 332           | 0               | 0                  | 0                 | 0                  | 0                 | 0                  | 0                 | 0                | 0                  | 0                 | 0                  | 0                | -10 396 513          |
| 05 02 09 08     | C1                | National support programmes for wine sector  | 0              | 23 806 724        | 0               | 0                  | 11 248 137        | 0                  | 52 994 216        | 42 100 000         | 3 937 000         | 4 160 000        | 0                  | 0                 | 0                  | 0                | 842 058 055          |
| 05 02 09 09     | C1                | Grubbing-up scheme   | 2 205          | 13 480 497        | 0               | 0                  | 1 450 458         | 0                  | 4 261 029         | 2 734 804          | 458 581           | 406 815          | 0                  | 0                 | 0                  | 0                | 269 182 398          |
| 05 02 09 99     | C1                | Other measures (wine-growing sector)   | 0              | 0                 | 0               | 0                  | 0                 | 0                  | 0                 | 0                  | 0                 | 0                | 0                  | 0                 | 0                  | 0                | 240 862              |
| <b>05 02 09</b> | <b>C1</b>         | <b>Products of the wine-growing sector</b>   | <b>2 205</b>   | <b>37 813 063</b> | <b>0</b>        | <b>0</b>           | <b>12 698 594</b> | <b>0</b>           | <b>57 902 312</b> | <b>44 834 804</b>  | <b>4 395 581</b>  | <b>4 566 815</b> | <b>0</b>           | <b>0</b>          | <b>0</b>           | <b>0</b>         | <b>1 104 263 249</b> |

ANNEX 16  
 Budget 2011 - EXPENDITURE BY MEMBER STATE, BY ITEM AND BY FUND SOURCE

Commitment Appropriations

In EUROS

| Budget line     | Fund source       | Heading   | LU                | HU                 | MT               | NL                 | AT                 | PL                   | PT                 | RO                 | SI                | SK                 | FI                 | SE                 | UK                   | CE             | TOTAL                 |
|-----------------|-------------------|---|-------------------|--------------------|------------------|--------------------|--------------------|----------------------|--------------------|--------------------|-------------------|--------------------|--------------------|--------------------|----------------------|----------------|-----------------------|
| 05 02 10 01     | C1                | Promotion measures. Payments by M. States                                   | 92 478            | 219 625            | 86 708           | 3 106 392          | 1 862 107          | 1 583 818            | 2 132 220          | 131 864            | 479 243           | 639 728            | 431 672            | 397 863            | 2 442 976            | 0              | 46 266 639            |
| 05 02 10 02     | C1                | Promotion measures — Direct payments by the European Community              | 0                 | 0                  | 0                | 0                  | 0                  | 0                    | 0                  | 0                  | 0                 | 0                  | 0                  | 0                  | 0                    | 998 099        | 998 099               |
| 05 02 10 99     | C1                | Other measures (promotion)  | 0                 | 0                  | 0                | 0                  | 0                  | 0                    | 0                  | 0                  | 0                 | 0                  | 0                  | 0                  | 0                    | 0              | -9 869                |
| <b>05 02 10</b> | <b>C1</b>         | <b>Promotion</b>  | <b>92 478</b>     | <b>219 625</b>     | <b>86 708</b>    | <b>3 106 392</b>   | <b>1 862 107</b>   | <b>1 583 818</b>     | <b>2 132 220</b>   | <b>131 864</b>     | <b>479 243</b>    | <b>639 728</b>     | <b>431 672</b>     | <b>397 863</b>     | <b>2 442 976</b>     | <b>998 099</b> | <b>47 254 869</b>     |
| 05 02 11 01     | C1                | Dried fodder  | 0                 | 857 450            | 0                | 4 303 913          | 65 957             | 102 414              | 13 416             | 0                  | 0                 | 35 440             | 0                  | 238 354            | 1 202 099            | 0              | 141 091 129           |
| 05 02 11 03     | C1                | Hops — Aid for producers organisations                                      | 0                 | 0                  | 0                | 0                  | 0                  | 0                    | 0                  | 0                  | 0                 | 0                  | 0                  | 0                  | 0                    | 0              | 2 277 000             |
| 05 02 11 04     | C1                | POSEI (excluding direct aids & MARE 11 02 03)                               | 0                 | 0                  | 0                | 0                  | 0                  | 0                    | 20 125 782         | 0                  | 0                 | 0                  | 0                  | 0                  | 0                    | 0              | 223 718 357           |
| 05 02 11 05     | C1                | Community fund tobacco (excluding SANCO 17 C)                               | 0                 | 0                  | 0                | 0                  | 0                  | 0                    | 0                  | 0                  | 0                 | 0                  | 0                  | 0                  | 0                    | 0              | 378 923               |
| 05 02 11 99     | C1                | Other measures (other plant products/measures)                              | 0                 | 0                  | 0                | 0                  | 0                  | 0                    | 0                  | 0                  | 0                 | 0                  | 0                  | 0                  | 0                    | 0              | 81 180                |
| <b>05 02 11</b> | <b>C1</b>         | <b>Other plant products/measures</b>  | <b>0</b>          | <b>857 450</b>     | <b>0</b>         | <b>4 303 913</b>   | <b>65 957</b>      | <b>102 414</b>       | <b>20 139 198</b>  | <b>0</b>           | <b>0</b>          | <b>35 440</b>      | <b>0</b>           | <b>238 354</b>     | <b>1 202 099</b>     | <b>0</b>       | <b>367 546 589</b>    |
| 05 02 12 01     | C1                | Refunds for milk and milk products  | 0                 | 81 386             | 0                | 99 559             | 19 304             | 1 702                | 186 200            | 0                  | -27 316           | 0                  | 48 801             | 7 136              | 270 297              | 0              | 5 418 602             |
| 05 02 12 02     | C1                | Intervention storage of skimmed-milk powder                                 | 0                 | 0                  | 0                | -12 023 108        | 0                  | -22 768 575          | -7 552 562         | -9 508 800         | -849 000          | 0                  | -287 445           | -2 428 527         | -1 129 353           | 0              | -73 001 226           |
| 05 02 12 03     | C1                | Aid for disposal of skimmed milk  | 0                 | 0                  | 0                | 0                  | 0                  | 0                    | 0                  | 0                  | 0                 | 0                  | 0                  | 0                  | 0                    | 0              | 0                     |
| 05 02 12 04     | C1                | Intervention storage of butter and cream                                    | 4 205             | 0                  | 0                | 1 748 764          | 13 109             | 0                    | -1 015 620         | 0                  | 0                 | 0                  | 0                  | 16 739             | 0                    | 188 823        | 8 330 006             |
| 05 02 12 05     | C1                | Other measures relating to butterfat  | 0                 | 0                  | 0                | 0                  | 0                  | 0                    | 0                  | 0                  | 0                 | 0                  | 0                  | 0                  | 0                    | 0              | -944                  |
| 05 02 12 06     | C1                | Intervention storage of cheese  | 0                 | 0                  | 0                | 0                  | 0                  | 0                    | 0                  | 0                  | -729              | 0                  | 0                  | 0                  | 0                    | 0              | 5 323                 |
| 05 02 12 08     | C1                | School milk   | 14 599            | 1 035 967          | 24 151           | 567 007            | 631 746            | 9 270 189            | 984 499            | 8 574 340          | 1 010             | 589 656            | 3 716 101          | 8 619 495          | 1 900 205            | 0              | 64 235 206            |
| 05 02 12 99     | C1                | Other measures (milk and milk products)                                     | 0                 | 15 599             | 0                | 80 000             | -36                | 299                  | 16 048             | 1 200              | 0                 | 0                  | 3 615              | 0                  | 34 064               | 0              | 95 266                |
| <b>05 02 12</b> | <b>C1</b>         | <b>Milk and milk products</b>   | <b>18 804</b>     | <b>1 132 952</b>   | <b>24 151</b>    | <b>-9 527 778</b>  | <b>664 124</b>     | <b>-13 496 385</b>   | <b>-7 381 435</b>  | <b>-933 260</b>    | <b>-876 036</b>   | <b>589 656</b>     | <b>3 497 810</b>   | <b>6 198 104</b>   | <b>1 264 037</b>     | <b>0</b>       | <b>5 082 232</b>      |
| 05 02 13 01     | C1                | Refunds for beef and veal   | 0                 | 123 353            | 0                | 1 501 868          | 2 681 245          | 10 187 487           | 0                  | 174 317            | 65 959            | 0                  | 0                  | 1 694              | 2 783                | 0              | 46 138 877            |
| 05 02 13 02     | C1                | Intervention storage of beef and veal                                       | 0                 | 0                  | 0                | 0                  | 0                  | 0                    | 0                  | 0                  | 0                 | 0                  | 0                  | 0                  | 0                    | 0              | 6 240                 |
| 05 02 13 03     | C1                | Exceptional support measures  | 0                 | 0                  | 0                | 0                  | 0                  | 0                    | 0                  | 0                  | 0                 | 0                  | 0                  | 0                  | 78                   | 0              | 78                    |
| 05 02 13 04     | C1                | Refunds for live animals  | 0                 | 731 900            | 0                | 2 061 093          | 1 530 250          | 0                    | 0                  | 0                  | 0                 | 157 830            | 36 657             | 0                  | 0                    | 0              | 9 638 743             |
| 05 02 13 99     | C1                | Other measures (beef and veal)  | 0                 | 0                  | 0                | 0                  | 0                  | 0                    | 0                  | 0                  | 0                 | 0                  | 0                  | -453               | 0                    | 0              | -135 867              |
| <b>05 02 13</b> | <b>C1</b>         | <b>Beef and veal</b>  | <b>0</b>          | <b>855 254</b>     | <b>0</b>         | <b>3 562 961</b>   | <b>4 211 495</b>   | <b>10 187 487</b>    | <b>0</b>           | <b>174 317</b>     | <b>65 959</b>     | <b>157 830</b>     | <b>36 657</b>      | <b>1 242</b>       | <b>2 861</b>         | <b>0</b>       | <b>55 648 071</b>     |
| 05 02 14 01     | C1                | Intervention in the form of storage of sheepmeat and goatmeat               | 0                 | 0                  | 0                | 0                  | 0                  | 0                    | 0                  | 0                  | 0                 | 0                  | 0                  | 0                  | 0                    | 0              | 0                     |
| 05 02 14 99     | C1                | Other measures (sheepmeat and goatmeat)                                     | 0                 | 0                  | 0                | 0                  | 0                  | 0                    | 0                  | 0                  | 0                 | 0                  | 0                  | 0                  | 0                    | 0              | 0                     |
| <b>05 02 14</b> | <b>C1</b>         | <b>Sheepmeat and goatmeat</b>   | <b>0</b>          | <b>0</b>           | <b>0</b>         | <b>0</b>           | <b>0</b>           | <b>0</b>             | <b>0</b>           | <b>0</b>           | <b>0</b>          | <b>0</b>           | <b>0</b>           | <b>0</b>           | <b>0</b>             | <b>0</b>       | <b>0</b>              |
| 05 02 15 01     | C1                | Refunds for pigmeat   | 0                 | 89 254             | 0                | 46 632             | 1 223 464          | 2 251 577            | 4 036 681          | 0                  | 480 028           | 12 838             | 0                  | 33 859             | 652 261              | 0              | 19 120 220            |
| 05 02 15 02     | C1                | Intervention for pigmeat  | 0                 | 817 345            | 0                | 6 334 293          | 945 896            | 2 209 956            | 756 357            | 375 498            | 0                 | 0                  | 359 906            | 488 384            | 639 764              | 0              | 56 324 912            |
| 05 02 15 03     | C1                | Exceptional market-support measures. Pigmeat                                | 0                 | 0                  | 0                | 0                  | 0                  | 0                    | 0                  | 0                  | 0                 | 0                  | 0                  | 0                  | 0                    | 0              | 0                     |
| 05 02 15 04     | C1                | Refunds for eggs  | 0                 | 18 656             | 0                | 745 757            | 51 550             | 23 079               | 0                  | 1 302              | 26 004            | 31 522             | 0                  | 11 277             | 100 583              | 0              | 2 783 715             |
| 05 02 15 05     | C1                | Refunds for poultrymeat   | 0                 | 440 176            | 0                | 451 541            | 0                  | 191 121              | 7 445              | 297 586            | 0                 | 3 561              | 0                  | 6 795              | 0                    | 0              | 81 695 321            |
| 05 02 15 06     | C1                | Specific aid for bee-keeping  | 15 803            | 1 883 749          | 6 987            | 167 100            | 750 000            | 2 298 126            | 1 094 763          | 2 948 261          | 324 287           | 639 498            | 99 551             | 241 845            | 733 647              | 0              | 28 379 692            |
| 05 02 15 07     | C1                | Exceptional market-support measures for the poultrymeat and eggs sector     | 0                 | 0                  | 0                | 0                  | 0                  | 0                    | 0                  | 0                  | 0                 | 0                  | 0                  | 0                  | 0                    | 0              | 0                     |
| 05 02 15 99     | C1                | Other measures (pigmeat, poultry, eggs, bee-keeping, other animal products) | 0                 | 0                  | 0                | 0                  | 0                  | 0                    | 0                  | 0                  | 0                 | 0                  | 0                  | 0                  | 0                    | 0              | 0                     |
| <b>05 02 15</b> | <b>C1</b>         | <b>Pigmeat, eggs and poultry, bee-keeping and other animal products</b>     | <b>15 803</b>     | <b>3 249 181</b>   | <b>6 987</b>     | <b>7 745 323</b>   | <b>2 970 911</b>   | <b>6 973 858</b>     | <b>5 895 247</b>   | <b>3 622 647</b>   | <b>830 319</b>    | <b>687 418</b>     | <b>459 457</b>     | <b>775 364</b>     | <b>2 133 050</b>     | <b>0</b>       | <b>188 303 860</b>    |
| <b>05 02</b>    | <b>C1</b>         |   | <b>398 470</b>    | <b>93 137 302</b>  | <b>550 675</b>   | <b>40 356 400</b>  | <b>25 824 307</b>  | <b>219 108 454</b>   | <b>106 711 205</b> | <b>73 937 688</b>  | <b>6 315 203</b>  | <b>14 158 303</b>  | <b>-42 935 328</b> | <b>3 261 956</b>   | <b>-1 769 088</b>    | <b>998 099</b> | <b>2 715 180 293</b>  |
| <b>05 02</b>    | <b>C4</b>         | <b>Interventions in agricultural markets</b>                                | <b>0</b>          | <b>2 683 627</b>   | <b>62 971</b>    | <b>28 139 827</b>  | <b>2 429 509</b>   | <b>86 616 002</b>    | <b>4 973 018</b>   | <b>1 716 989</b>   | <b>192 675</b>    | <b>604 160</b>     | <b>233 601</b>     | <b>1 660 209</b>   | <b>1 437 050</b>     | <b>0</b>       | <b>225 343 300</b>    |
| <b>05 02</b>    | <b>C5</b>         |   | <b>0</b>          | <b>1 373 883</b>   | <b>0</b>         | <b>56 213 700</b>  | <b>4 253 126</b>   | <b>182 928</b>       | <b>3 773 216</b>   | <b>359 641</b>     | <b>0</b>          | <b>238 202</b>     | <b>854 676</b>     | <b>1 474 254</b>   | <b>6 074 874</b>     | <b>0</b>       | <b>403 600 317</b>    |
| <b>05 02</b>    | <b>C1, C4, C5</b> |   | <b>398 470</b>    | <b>97 194 812</b>  | <b>613 647</b>   | <b>124 709 927</b> | <b>32 506 942</b>  | <b>305 907 384</b>   | <b>115 457 439</b> | <b>76 014 317</b>  | <b>6 507 878</b>  | <b>15 000 664</b>  | <b>-41 847 051</b> | <b>6 396 419</b>   | <b>5 742 837</b>     | <b>998 099</b> | <b>3 344 123 911</b>  |
| 05 03 01 01     | C1                | SPS (single payment scheme)   | 34 244 035        | 0                  | 3 748 943        | 780 732 456        | 633 188 243        | 0                    | 398 422 381        | 0                  | 88 550 617        | 0                  | 492 576 988        | 654 428 913        | 3 263 405 965        | 0              | 30 580 329 496        |
| 05 03 01 01     | C5                |   | 0                 | 0                  | 6                | 64 405             | 0                  | 0                    | 136 345            | 0                  | 47 971            | 0                  | 15 718             | 180 200            | 0                    | 0              | 501 496 069           |
| 05 03 01 01     | C1, C5            |   | 34 244 035        | 0                  | 3 748 948        | 780 796 861        | 633 188 243        | 0                    | 398 558 726        | 0                  | 88 598 588        | 0                  | 492 592 706        | 654 609 112        | 3 263 405 965        | 0              | 31 081 825 565        |
| 05 03 01 02     | C1                | SAPS (single area payment scheme)   | 0                 | 831 657 531        | 0                | 0                  | 0                  | 1 962 486 049        | 0                  | 698 510 825        | 0                 | 264 773 997        | 0                  | 0                  | 0                    | 0              | 5 084 279 890         |
| 05 03 01 03     | C1                | Separate sugar payment  | 0                 | 40 693 642         | 0                | 0                  | 0                  | 157 353 348          | 0                  | 3 967 489          | 0                 | 8 848 950          | 0                  | 0                  | 0                    | 0              | 270 214 998           |
| 05 03 01 04     | C1                | Separate fruit and vegetables payment                                       | 0                 | 4 380 245          | 0                | 0                  | 0                  | 6 710 561            | 0                  | 0                  | 0                 | 672 030            | 0                  | 0                  | 0                    | 0              | 12 176 831            |
| 05 03 01 05     | C1                | Specific support (article 68) — Decoupled direct aids                       | 0                 | 31 141 948         | 0                | 2 292 843          | 0                  | 0                    | 11 928 975         | 0                  | 0                 | 0                  | 0                  | 0                  | 0                    | 0              | 381 890 763           |
| 05 03 01 99     | C1                | Other (decoupled direct aids)   | 0                 | 0                  | 0                | 0                  | 0                  | 0                    | 0                  | 0                  | 0                 | 0                  | 0                  | 0                  | 0                    | 0              | 0                     |
| <b>05 03 01</b> | <b>C1</b>         |   | <b>34 244 035</b> | <b>907 873 365</b> | <b>3 748 943</b> | <b>783 025 299</b> | <b>633 188 243</b> | <b>2 126 549 958</b> | <b>410 351 356</b> | <b>702 478 314</b> | <b>88 550 617</b> | <b>274 294 977</b> | <b>492 576 988</b> | <b>654 428 913</b> | <b>3 263 405 965</b> | <b>0</b>       | <b>36 328 891 978</b> |
| <b>05 03 01</b> | <b>C5</b>         | <b>Decoupled direct aids</b>  | <b>0</b>          | <b>0</b>           | <b>6</b>         | <b>64 405</b>      | <b>0</b>           | <b>0</b>             | <b>136 345</b>     | <b>0</b>           | <b>47 971</b>     | <b>0</b>           | <b>15 718</b>      | <b>180 200</b>     | <b>0</b>             | <b>0</b>       | <b>501 496 069</b>    |
| <b>05 03 01</b> | <b>C1, C5</b>     |   | <b>34 244 035</b> | <b>907 873 365</b> | <b>3 748 948</b> | <b>783 089 704</b> | <b>633 188 243</b> | <b>2 126 549 958</b> | <b>410 487 701</b> | <b>702 478 314</b> | <b>88 598 588</b> | <b>274 294 977</b> | <b>492 592 706</b> | <b>654 609 112</b> | <b>3 263 405 965</b> | <b>0</b>       | <b>36 830 388 047</b> |
| 05 03 02 01     | C1                | Crops area payments   | 0                 | 0                  | 0                | 252 737            | -2 083             | 0                    | -2 687             | 0                  | 0                 | 0                  | 0                  | 0                  | 27 720               | 0              | 3 754 407             |
| 05 03 02 04     | C1                | Supplementary aid for durum wheat: traditional production zones             | 0                 | 0                  | 0                | 0                  | 0                  | 0                    | 0                  | 0                  | 0                 | 0                  | 0                  | 0                  | 0                    | 0              | -633 786              |
| 05 03 02 05     | C1                | Production aid for seeds  | 0                 | 0                  | 0                | 305 529            | 0                  | 0                    | 169 756            | 0                  | 0                 | 0                  | 981 286            | 0                  | 0                    | 0              | 23 216 125            |
| 05 03 02 06     | C1                | Suckler-cow premium   | 0                 | 0                  | 0                | 342                | 66 795 951         | 0                    | 72 448 325         | 0                  | 0                 | 0                  | 375                | 0                  | 30 190               | 0              | 931 759 282           |
| 05 03 02 07     | C1                | Additional suckler-cow premium  | 0                 | 0                  | 0                | 0                  | 78 056             | 0                    | 8 587 866          | 0                  | 0                 | 0                  | 47                 |                    |                      |                |                       |

ANNEX 16  
 Budget 2011 - EXPENDITURE BY MEMBER STATE, BY ITEM AND BY FUND SOURCE

Commitment Appropriations

In EUROS

| Budget line     | Fund source   | Heading  | LU                | HU                 | MT               | NL                 | AT                 | PL                   | PT                 | RO                 | SI                 | SK                 | FI                 | SE                 | UK                   | CE                | TOTAL                 |
|-----------------|---------------|--|-------------------|--------------------|------------------|--------------------|--------------------|----------------------|--------------------|--------------------|--------------------|--------------------|--------------------|--------------------|----------------------|-------------------|-----------------------|
| 05 03 02 18     | C1            | Payments to starch potato producers  | 0                 | 0                  | 0                | 22 533 973         | 2 475 395          | 0                    | 0                  | 0                  | 0                  | 0                  | 2 144 491          | 3 109 048          | 0                    | 0                 | 81 221 443            |
| 05 03 02 19     | C1            | Area aid for rice  | 0                 | 0                  | 0                | 0                  | 0                  | 0                    | 10 352 721         | 0                  | 0                  | 0                  | 0                  | 0                  | 0                    | 0                 | 154 271 150           |
| 05 03 02 21     | C1            | Aid for olive groves   | 0                 | 0                  | 0                | 0                  | 0                  | 0                    | 0                  | 0                  | 0                  | 0                  | 0                  | 0                  | 0                    | 0                 | 2 441 710             |
| 05 03 02 22     | C1            | Tobacco premium  | 0                 | 0                  | 0                | 0                  | 0                  | 0                    | 0                  | 0                  | 0                  | 0                  | 0                  | 0                  | 0                    | 0                 | 257 062               |
| 05 03 02 23     | C1            | Hops area aid  | 0                 | 0                  | 0                | 0                  | 0                  | 0                    | 0                  | 0                  | 0                  | 0                  | 0                  | 0                  | 0                    | 0                 | 0                     |
| 05 03 02 24     | C1            | Specific quality premium for durum wheat   | 0                 | 0                  | 0                | 0                  | -163               | 0                    | 13 969             | 0                  | 0                  | 0                  | 0                  | 0                  | 0                    | 0                 | 245 850               |
| 05 03 02 25     | C1            | Protein crop premium   | 0                 | 0                  | 0                | 0                  | -2 194             | 0                    | 182 452            | 0                  | 17 722             | 0                  | 1 164 280          | 1 096              | 7 736 659            | 0                 | 49 640 451            |
| 05 03 02 26     | C1            | Area payments for nuts   | 0                 | 0                  | 0                | 1 600              | 11 014             | 0                    | 4 877 399          | 0                  | 16 003             | 0                  | 0                  | 0                  | 9 246                | 0                 | 87 644 463            |
| 05 03 02 27     | C1            | Aid for energy crops   | 149               | -134 274           | 0                | 181                | -319               | 15 819               | 0                  | 2 161              | 0                  | 391 665            | 24 327             | 1 763              | 68 245               | 0                 | 1 189 250             |
| 05 03 02 28     | C1            | Aid for silkworms  | 0                 | 0                  | 0                | 0                  | 0                  | 0                    | 0                  | 0                  | 0                  | 0                  | 0                  | 0                  | 0                    | 0                 | 402 657               |
| 05 03 02 36     | C1            | Payments for specific types of farming and quality production  | 0                 | 0                  | 0                | 0                  | 0                  | 0                    | 190 397            | 0                  | 14 918             | 0                  | 5 336 943          | 3 071 961          | 25 601 707           | 0                 | 123 321 249           |
| 05 03 02 39     | C1            | Additional amount. Sugar beet & cane produc  | 0                 | 0                  | 0                | 0                  | 0                  | 0                    | 0                  | 0                  | 0                  | 0                  | 0                  | 0                  | 0                    | 0                 | 45 224 567            |
| 05 03 02 40     | C1            | Area aid for cotton  | 0                 | 0                  | 0                | 0                  | 0                  | 0                    | 0                  | 0                  | 0                  | 0                  | 0                  | 0                  | 0                    | 0                 | 247 266 343           |
| 05 03 02 41     | C1            | Transitional fruit & vegetables payment.Tomat  | 0                 | 0                  | 0                | 0                  | 0                  | 0                    | 15 520 906         | 805 527            | 0                  | 323 164            | 0                  | 0                  | 0                    | 0                 | 139 349 454           |
| 05 03 02 42     | C1            | Transitional fruit & vegetables payment. Other products than tomatoes  | 0                 | 0                  | 0                | 0                  | 0                  | 0                    | 0                  | 0                  | 0                  | 0                  | 0                  | 0                  | 0                    | 0                 | 55 666 190            |
| 05 03 02 43     | C1            | Transitional soft fruit payment  | 0                 | 16 898             | 0                | 0                  | 0                  | 10 532 698           | 0                  | 0                  | 0                  | 0                  | 0                  | 0                  | 0                    | 0                 | 10 727 768            |
| 05 03 02 44     | C1            | Specific support (article 68) — Coupled direct   | 0                 | 45 947 905         | 0                | 11 302 466         | 11 149 089         | 39 914 313           | 15 555 752         | 25 524 899         | 5 990 692          | 8 048 660          | 36 083 622         | 0                  | 0                    | 0                 | 747 990 912           |
| 05 03 02 50     | C1            | POSEI — Community support programmes   | 0                 | 0                  | 0                | 0                  | 0                  | 0                    | 79 652 004         | 0                  | 0                  | 0                  | 0                  | 0                  | 0                    | 0                 | 415 970 117           |
| 05 03 02 51     | C1            | POSEI — Other direct aids & earlier regimes  | 0                 | 0                  | 0                | 0                  | 0                  | 0                    | 137 982            | 0                  | 0                  | 0                  | 0                  | 0                  | 0                    | 0                 | 137 982               |
| 05 03 02 52     | C1            | POSEI — Aegean Islands   | 0                 | 0                  | 0                | 0                  | 0                  | 0                    | 0                  | 0                  | 0                  | 0                  | 0                  | 0                  | 0                    | 0                 | 17 274 246            |
| 05 03 02 99     | C1            | Other (direct aids)  | 0                 | 0                  | 0                | 13                 | -2 295             | 0                    | 0                  | 0                  | 0                  | 0                  | -74                | 0                  | -313 619             | 0                 | -2 402 041            |
| <b>05 03 02</b> | <b>C1</b>     | <b>Other direct aids</b>   | <b>149</b>        | <b>45 830 528</b>  | <b>0</b>         | <b>34 337 856</b>  | <b>80 487 000</b>  | <b>50 462 830</b>    | <b>245 026 609</b> | <b>26 332 587</b>  | <b>13 638 533</b>  | <b>8 763 489</b>   | <b>46 470 691</b>  | <b>39 797 081</b>  | <b>33 208 099</b>    | <b>0</b>          | <b>3 347 044 371</b>  |
| 05 03 03 00     | C1            | Additional amounts of aid  | 0                 | 0                  | 0                | 5 530              | -21 941            | 0                    | 0                  | 0                  | 0                  | 0                  | 1 065              | 0                  | 317 513              | 0                 | 597 219               |
| <b>05 03 03</b> | <b>C1</b>     | <b>Additional amounts of aid</b>   | <b>0</b>          | <b>0</b>           | <b>0</b>         | <b>5 530</b>       | <b>-21 941</b>     | <b>0</b>             | <b>0</b>           | <b>0</b>           | <b>0</b>           | <b>0</b>           | <b>1 065</b>       | <b>0</b>           | <b>317 513</b>       | <b>0</b>          | <b>597 219</b>        |
| <b>05 03</b>    | <b>C1</b>     | <b>Direct aids</b>   | <b>34 244 184</b> | <b>953 703 893</b> | <b>3 748 943</b> | <b>817 368 686</b> | <b>713 653 302</b> | <b>2 177 012 788</b> | <b>655 377 965</b> | <b>728 810 901</b> | <b>102 189 150</b> | <b>283 058 466</b> | <b>539 048 743</b> | <b>694 225 993</b> | <b>3 296 931 577</b> | <b>0</b>          | <b>39 676 533 568</b> |
| <b>05 03</b>    | <b>C5</b>     | <b>Direct aids</b>   | <b>0</b>          | <b>0</b>           | <b>6</b>         | <b>64 405</b>      | <b>0</b>           | <b>0</b>             | <b>136 345</b>     | <b>0</b>           | <b>47 971</b>      | <b>0</b>           | <b>15 718</b>      | <b>180 200</b>     | <b>0</b>             | <b>0</b>          | <b>501 496 069</b>    |
| <b>05 03</b>    | <b>C1, C5</b> | <b>Direct aids</b>   | <b>34 244 184</b> | <b>953 703 893</b> | <b>3 748 948</b> | <b>817 433 090</b> | <b>713 653 302</b> | <b>2 177 012 788</b> | <b>655 514 310</b> | <b>728 810 901</b> | <b>102 237 122</b> | <b>283 058 466</b> | <b>539 064 461</b> | <b>694 406 193</b> | <b>3 296 931 577</b> | <b>0</b>          | <b>40 178 029 637</b> |
| 05 04 01 14     | C1            | RD financed by the EAGGF Guarantee Section. Programming period 2000 to 2006  | -856              | 0                  | 0                | 0                  | -329 942           | 0                    | -35 239            | 0                  | 0                  | 0                  | -13 299            | -12 238            | -79 646              | 0                 | -6 631 997            |
| <b>05 04 01</b> | <b>C1</b>     | <b>Rural development financed by the EAGGF Guarantee Section — Programming period 2000 to 2006</b>   | <b>-856</b>       | <b>0</b>           | <b>0</b>         | <b>0</b>           | <b>-329 942</b>    | <b>0</b>             | <b>-35 239</b>     | <b>0</b>           | <b>0</b>           | <b>0</b>           | <b>-13 299</b>     | <b>-12 238</b>     | <b>-79 646</b>       | <b>0</b>          | <b>-6 631 997</b>     |
| 05 04 03 02     | C1            | Plant and animal genetic resources — Completion of earlier measures  | 0                 | 0                  | 0                | 0                  | 0                  | 0                    | 0                  | 0                  | 0                  | 0                  | 0                  | 0                  | 0                    | 0                 | 0                     |
| <b>05 04 03</b> | <b>C1</b>     | <b>Other measures</b>  | <b>0</b>          | <b>0</b>           | <b>0</b>         | <b>0</b>           | <b>0</b>           | <b>0</b>             | <b>0</b>           | <b>0</b>           | <b>0</b>           | <b>0</b>           | <b>0</b>           | <b>0</b>           | <b>0</b>             | <b>0</b>          | <b>0</b>              |
| <b>05 04</b>    | <b>C1</b>     | <b>Rural development</b>   | <b>-856</b>       | <b>0</b>           | <b>0</b>         | <b>0</b>           | <b>-329 942</b>    | <b>0</b>             | <b>-35 239</b>     | <b>0</b>           | <b>0</b>           | <b>0</b>           | <b>-13 299</b>     | <b>-12 238</b>     | <b>-79 646</b>       | <b>0</b>          | <b>-6 631 997</b>     |
| 05 07 01 02     | C1            | Monitoring & preventive measures. Direct payments by the European Community  | 0                 | 0                  | 0                | 0                  | 0                  | 0                    | 0                  | 0                  | 0                  | 0                  | 0                  | 0                  | 0                    | 6 499 904         | 6 499 904             |
| 05 07 01 06     | C1            | Accounting clearance of previous years' accounts with regard to shared management expenditure under the EAGGF Guarantee Section (previous measures) and under the EAGF | 176 313           | -424 820           | 0                | 0                  | 26 594             | 241 164              | -1 481 895         | -7 583 833         | 45 576             | -345 577           | 6 413              | 117 384            | 19 644 270           | 0                 | 66 423 877            |
| 05 07 01 07     | C1            | Conformity clearance of previous years' accounts with regard to shared management expenditure under the EAGGF Guarantee Section (previous measures) and under the EAGF | 0                 | 3 013 407          | 0                | 0                  | 0                  | 0                    | 0                  | 0                  | 0                  | 0                  | 0                  | 0                  | 0                    | 0                 | 3 521 572             |
| <b>05 07 01</b> | <b>C1</b>     | <b>Control of agricultural expenditure</b>   | <b>176 313</b>    | <b>2 588 586</b>   | <b>0</b>         | <b>0</b>           | <b>26 594</b>      | <b>241 164</b>       | <b>-1 481 895</b>  | <b>-7 583 833</b>  | <b>45 576</b>      | <b>-345 577</b>    | <b>6 413</b>       | <b>117 384</b>     | <b>19 644 270</b>    | <b>6 499 904</b>  | <b>76 445 352</b>     |
| 05 07 02 00     | C1            | Settlement of disputes   | 0                 | 0                  | 0                | 0                  | 0                  | 0                    | 0                  | 0                  | 0                  | 0                  | 0                  | 0                  | 0                    | 0                 | 0                     |
| <b>05 07 02</b> | <b>C1</b>     | <b>Settlement of disputes</b>  | <b>0</b>          | <b>0</b>           | <b>0</b>         | <b>0</b>           | <b>0</b>           | <b>0</b>             | <b>0</b>           | <b>0</b>           | <b>0</b>           | <b>0</b>           | <b>0</b>           | <b>0</b>           | <b>0</b>             | <b>0</b>          | <b>0</b>              |
| <b>05 07</b>    | <b>C1</b>     | <b>Audit of agricultural expenditure</b>   | <b>176 313</b>    | <b>2 588 586</b>   | <b>0</b>         | <b>0</b>           | <b>26 594</b>      | <b>241 164</b>       | <b>-1 481 895</b>  | <b>-7 583 833</b>  | <b>45 576</b>      | <b>-345 577</b>    | <b>6 413</b>       | <b>117 384</b>     | <b>19 644 270</b>    | <b>6 499 904</b>  | <b>76 445 352</b>     |
| <b>05 08 01</b> | <b>C1</b>     | <b>Farm Accountancy Data Network (FADN)</b>  | <b>0</b>          | <b>0</b>           | <b>0</b>         | <b>0</b>           | <b>0</b>           | <b>0</b>             | <b>0</b>           | <b>0</b>           | <b>0</b>           | <b>0</b>           | <b>0</b>           | <b>0</b>           | <b>0</b>             | <b>14 230 188</b> | <b>14 230 188</b>     |
| <b>05 08 02</b> | <b>C1</b>     | <b>Surveys on the structure of agricultural holdings</b>   | <b>0</b>          | <b>0</b>           | <b>0</b>         | <b>0</b>           | <b>0</b>           | <b>0</b>             | <b>0</b>           | <b>0</b>           | <b>0</b>           | <b>0</b>           | <b>0</b>           | <b>0</b>           | <b>0</b>             | <b>201 455</b>    | <b>201 455</b>        |

Commitment Appropriations

In EUROS

| Budget line | Fund source | Heading   | LU         | HU            | MT        | NL          | AT          | PL            | PT          | RO          | SI          | SK          | FI          | SE          | UK            | CE          | TOTAL          |
|-------------|-------------|---|------------|---------------|-----------|-------------|-------------|---------------|-------------|-------------|-------------|-------------|-------------|-------------|---------------|-------------|----------------|
| 05 08 03    | C1          | Restructuring of systems for agricultural surveys   | 0          | 0             | 0         | 0           | 0           | 0             | 0           | 0           | 0           | 0           | 0           | 0           | 0             | 1 443 608   | 1 443 608      |
| 05 08 06    | C1          | Enhancing public awareness of the common agricultural policy  | 0          | 0             | 0         | 0           | 0           | 0             | 0           | 0           | 0           | 0           | 0           | 0           | 0             | 7 987 291   | 7 987 291      |
| 05 08 09    | C1          | EAGF. Operational technical assistance  | 0          | 0             | 0         | 0           | 0           | 0             | 0           | 0           | 0           | 0           | 0           | 0           | 0             | 1 269 926   | 1 269 926      |
| 05 08       | C1          | Policy strategy and coordination of Agriculture and Rural Development PA  | 0          | 0             | 0         | 0           | 0           | 0             | 0           | 0           | 0           | 0           | 0           | 0           | 0             | 25 132 468  | 25 132 468     |
| 05          | C1          | Agriculture & Rural Development   | 34 818 111 | 1 049 429 781 | 4 299 618 | 857 725 086 | 739 174 262 | 2 396 362 405 | 760 572 036 | 795 164 755 | 108 549 929 | 296 871 192 | 496 106 529 | 697 593 095 | 3 314 727 113 | 41 072 514  | 42 495 101 727 |
| 05          | C4          |   | 0          | 2 683 627     | 62 971    | 28 139 827  | 2 429 509   | 86 616 002    | 4 973 018   | 1 716 989   | 192 675     | 604 160     | 233 601     | 1 660 209   | 1 437 050     | 0           | 225 343 300    |
| 05          | C5          |   | 0          | 1 373 883     | 6         | 56 278 105  | 4 253 126   | 182 928       | 3 909 561   | 359 641     | 47 971      | 238 202     | 870 394     | 1 654 454   | 6 074 874     | 0           | 905 096 386    |
| 05          | C1, C4, C5  |   | 34 818 111 | 1 053 487 291 | 4 362 595 | 942 143 017 | 745 856 897 | 2 483 161 335 | 769 454 615 | 797 241 385 | 108 790 576 | 297 713 553 | 497 210 524 | 700 907 758 | 3 322 239 037 | 41 072 514  | 43 625 541 414 |
| 11 02 01 01 | C1          | Intervention in fishery products. New measure   | 0          | 0             | 0         | 0           | 0           | 0             | 0           | 0           | 0           | 0           | 0           | 0           | 0             | 14 961 005  | 14 961 005     |
| 11 02 01    | C1          | Intervention in fishery products  | 0          | 0             | 0         | 0           | 0           | 0             | 0           | 0           | 0           | 0           | 0           | 0           | 0             | 14 961 005  | 14 961 005     |
| 11 02 03 01 | C1          | Fisheries programme for the outermost regions — New measures  | 0          | 0             | 0         | 0           | 0           | 0             | 0           | 0           | 0           | 0           | 0           | 0           | 0             | 14 996 768  | 14 996 768     |
| 11 02 03    | C1          | Fisheries programme for outermost regions   | 0          | 0             | 0         | 0           | 0           | 0             | 0           | 0           | 0           | 0           | 0           | 0           | 0             | 14 996 768  | 14 996 768     |
| 11 02       | C1          | Fisheries markets   | 0          | 0             | 0         | 0           | 0           | 0             | 0           | 0           | 0           | 0           | 0           | 0           | 0             | 29 957 773  | 29 957 773     |
| 11          | C1          | Maritime affairs and fisheries  | 0          | 0             | 0         | 0           | 0           | 0             | 0           | 0           | 0           | 0           | 0           | 0           | 0             | 29 957 773  | 29 957 773     |
| 17 01 04 01 | C1          | Plant-health measures — Expenditure on administrative management  | 0          | 0             | 0         | 0           | 0           | 0             | 0           | 0           | 0           | 0           | 0           | 0           | 0             | 441 068     | 441 068        |
| 17 01 04 05 | C1          | Feed & food safety & related activities — Expenditure on administrative management  | 0          | 0             | 0         | 0           | 0           | 0             | 0           | 0           | 0           | 0           | 0           | 0           | 0             | 420 149     | 420 149        |
| 17 01 04 07 | C1          | Animal disease eradication & Emergency fund. Expenditure on administrative management   | 0          | 0             | 0         | 0           | 0           | 0             | 0           | 0           | 0           | 0           | 0           | 0           | 0             | 245 072     | 245 072        |
| 17 01 04 31 | C1          | Executive Agency for Health & Consumers. Subsidy for programmes under Heading 2   | 0          | 0             | 0         | 0           | 0           | 0             | 0           | 0           | 0           | 0           | 0           | 0           | 0             | 1 100 000   | 1 100 000      |
| 17 01 04    | C1          | Support expenditure for operations of Health and consumer protection policy   | 0          | 0             | 0         | 0           | 0           | 0             | 0           | 0           | 0           | 0           | 0           | 0           | 0             | 2 206 290   | 2 206 290      |
| 17 01       | C1          | Administrative expenditure of Health and consumer protection  | 0          | 0             | 0         | 0           | 0           | 0             | 0           | 0           | 0           | 0           | 0           | 0           | 0             | 2 206 290   | 2 206 290      |
| 17 03 02 00 | C1          | Community tobacco fund — Direct payments by the European Union  | 0          | 0             | 0         | 0           | 0           | 0             | 0           | 0           | 0           | 0           | 0           | 0           | 0             | 0           | 0              |
| 17 03 02    | C1          | Community tobacco fund — Direct payments by the European Union  | 0          | 0             | 0         | 0           | 0           | 0             | 0           | 0           | 0           | 0           | 0           | 0           | 0             | 0           | 0              |
| 17 03       | C1          | Public health   | 0          | 0             | 0         | 0           | 0           | 0             | 0           | 0           | 0           | 0           | 0           | 0           | 0             | 0           | 0              |
| 17 04 01 01 | C1          | Animal disease eradication & monitoring progr & monit. of the physical cond. of animals that could pose a public health risk linked to an ext. factor — New measures        | 0          | 0             | 0         | 0           | 0           | 0             | 0           | 0           | 0           | 0           | 0           | 0           | 0             | 237 564 627 | 237 564 627    |
| 17 04 01 01 | C5          | Animal disease eradication & monitoring progr & monit. of the physical cond. of animals that could pose a public health risk linked to an ext. factor — New measures        | 0          | 0             | 0         | 0           | 0           | 0             | 0           | 0           | 0           | 0           | 0           | 0           | 0             | 450 373     | 450 373        |
| 17 04 01 01 | C1, C5      | Animal disease eradication & monitoring progr & monit. of the physical cond. of animals that could pose a public health risk linked to an ext. factor — New measures        | 0          | 0             | 0         | 0           | 0           | 0             | 0           | 0           | 0           | 0           | 0           | 0           | 0             | 238 015 000 | 238 015 000    |
| 17 04 01    | C1          | Animal disease eradication and monitoring programmes and monitoring of the physical conditions of animals that could pose a public health risk linked to an external factor | 0          | 0             | 0         | 0           | 0           | 0             | 0           | 0           | 0           | 0           | 0           | 0           | 0             | 237 564 627 | 237 564 627    |
| 17 04 01    | C5          | Animal disease eradication and monitoring programmes and monitoring of the physical conditions of animals that could pose a public health risk linked to an external factor | 0          | 0             | 0         | 0           | 0           | 0             | 0           | 0           | 0           | 0           | 0           | 0           | 0             | 450 373     | 450 373        |
| 17 04 01    | C1, C5      | Animal disease eradication and monitoring programmes and monitoring of the physical conditions of animals that could pose a public health risk linked to an external factor | 0          | 0             | 0         | 0           | 0           | 0             | 0           | 0           | 0           | 0           | 0           | 0           | 0             | 238 015 000 | 238 015 000    |
| 17 04 02 01 | C1          | Other measures in the veterinary, animal welfare and public health field — New measures   | 0          | 0             | 0         | 0           | 0           | 0             | 0           | 0           | 0           | 0           | 0           | 0           | 0             | 13 506 115  | 13 506 115     |
| 17 04 02    | C1          | Other measures in the veterinary, animal welfare and public health field  | 0          | 0             | 0         | 0           | 0           | 0             | 0           | 0           | 0           | 0           | 0           | 0           | 0             | 13 506 115  | 13 506 115     |
| 17 04 03 01 | C1          | Emergency fund for veterinary complaints and other animal contaminations which are a risk to public health — New measures   | 0          | 0             | 0         | 0           | 0           | 0             | 0           | 0           | 0           | 0           | 0           | 0           | 0             | 10 053 119  | 10 053 119     |

Commitment Appropriations

In EUROS

| Budget line  | Fund source | Heading   | LU                | HU                   | MT               | NL                 | AT                 | PL                   | PT                 | RO                 | SI                 | SK                 | FI                 | SE                 | UK                   | CE                 | TOTAL                 |
|--|-------------|---|-------------------|----------------------|------------------|--------------------|--------------------|----------------------|--------------------|--------------------|--------------------|--------------------|--------------------|--------------------|----------------------|--------------------|-----------------------|
| 17 04 03   | C1          | Emergency fund for veterinary complaints and other animal contaminations which are a risk to public health                            | 0                 | 0                    | 0                | 0                  | 0                  | 0                    | 0                  | 0                  | 0                  | 0                  | 0                  | 0                  | 0                    | 10 053 119         | 10 053 119            |
| 17 04 04 01  | C1          | Plant health measures — New measures  | 0                 | 0                    | 0                | 0                  | 0                  | 0                    | 0                  | 0                  | 0                  | 0                  | 0                  | 0                  | 0                    | 21 256 677         | 21 256 677            |
| 17 04 04   | C1          | Plant health measures   | 0                 | 0                    | 0                | 0                  | 0                  | 0                    | 0                  | 0                  | 0                  | 0                  | 0                  | 0                  | 0                    | 21 256 677         | 21 256 677            |
| 17 04 05 01  | C1          | Community Plant Variety Office — Contribution to Titles 1 and 2   | 0                 | 0                    | 0                | 0                  | 0                  | 0                    | 0                  | 0                  | 0                  | 0                  | 0                  | 0                  | 0                    | 0                  | 0                     |
| 17 04 05 02  | C1          | Community Plant Variety Office — Contribution to Title 3  | 0                 | 0                    | 0                | 0                  | 0                  | 0                    | 0                  | 0                  | 0                  | 0                  | 0                  | 0                  | 0                    | 0                  | 0                     |
| 17 04 05   | C1          |   | 0                 | 0                    | 0                | 0                  | 0                  | 0                    | 0                  | 0                  | 0                  | 0                  | 0                  | 0                  | 0                    | 0                  | 0                     |
| 17 04 07 01  | C1          | Feed and food safety and related activities — New measures  | 0                 | 0                    | 0                | 0                  | 0                  | 0                    | 0                  | 0                  | 0                  | 0                  | 0                  | 0                  | 0                    | 29 539 222         | 29 539 222            |
| 17 04 07   | C1          | Feed & food safety & related activities   | 0                 | 0                    | 0                | 0                  | 0                  | 0                    | 0                  | 0                  | 0                  | 0                  | 0                  | 0                  | 0                    | 29 539 222         | 29 539 222            |
| 17 04  | C1          | Food safety, animal health, animal welfare and plant health   | 0                 | 0                    | 0                | 0                  | 0                  | 0                    | 0                  | 0                  | 0                  | 0                  | 0                  | 0                  | 0                    | 311 919 761        | 311 919 761           |
| 17 04  | C5          |   | 0                 | 0                    | 0                | 0                  | 0                  | 0                    | 0                  | 0                  | 0                  | 0                  | 0                  | 0                  | 0                    | 450 373            | 450 373               |
| 17 04  | C1, C5      |   | 0                 | 0                    | 0                | 0                  | 0                  | 0                    | 0                  | 0                  | 0                  | 0                  | 0                  | 0                  | 0                    | 312 370 134        | 312 370 134           |
| 17   | C1          | Health and consumer protection  | 0                 | 0                    | 0                | 0                  | 0                  | 0                    | 0                  | 0                  | 0                  | 0                  | 0                  | 0                  | 0                    | 314 126 050        | 314 126 050           |
| 17   | C5          |   | 0                 | 0                    | 0                | 0                  | 0                  | 0                    | 0                  | 0                  | 0                  | 0                  | 0                  | 0                  | 0                    | 450 373            | 450 373               |
| 17   | C1, C5      |   | 0                 | 0                    | 0                | 0                  | 0                  | 0                    | 0                  | 0                  | 0                  | 0                  | 0                  | 0                  | 0                    | 314 576 423        | 314 576 423           |
| Sub-total EAGF Expenditure Fund source C1          |             |   | 34 818 111        | 1 049 429 781        | 4 299 618        | 857 725 086        | 739 174 262        | 2 396 362 405        | 760 572 036        | 795 164 755        | 108 549 929        | 296 871 192        | 496 106 529        | 697 593 095        | 3 314 727 113        | 385 156 337        | 42 839 185 550        |
| Sub-total EAGF Expenditure Fund source C4          |             |   | 0                 | 2 683 627            | 62 971           | 28 139 827         | 2 429 509          | 86 616 002           | 4 973 018          | 1 716 989          | 192 675            | 604 160            | 233 601            | 1 660 209          | 1 437 050            | 0                  | 225 343 300           |
| Sub-total EAGF Expenditure Fund source C5          |             |   | 0                 | 1 373 883            | 6                | 56 278 105         | 4 253 126          | 182 928              | 3 909 561          | 359 641            | 47 971             | 238 202            | 870 394            | 1 654 454          | 6 074 874            | 450 373            | 905 546 759           |
| <b>TOTAL 2011 EAGF EXPENDITURE BY MEMBER STATE</b> |             |   | <b>34 818 111</b> | <b>1 053 487 291</b> | <b>4 362 595</b> | <b>942 143 017</b> | <b>745 856 897</b> | <b>2 483 161 335</b> | <b>769 454 615</b> | <b>797 241 385</b> | <b>108 790 576</b> | <b>297 713 553</b> | <b>497 210 524</b> | <b>700 907 758</b> | <b>3 322 239 037</b> | <b>385 606 710</b> | <b>43 970 075 610</b> |
| 05 02 16 01  | C4          | Sugar Restructuring Fund  | 0                 | 0                    | 0                | -3 820 995         | 0                  | -529                 | -36                | 0                  | 0                  | 0                  | 0                  | -6 369             | 0                    | 0                  | -4 938 186            |
| 05 02 16 01  | C5          |   | 0                 | 11 724 750           | 0                | 8 298 162          | 1 158 762          | 11 986 077           | 4 266 758          | 4 836 000          | 0                  | 1 135 795          | 2 256 639          | 6 315 091          | 2 657                | 0                  | 192 873 821           |
| 05 02 16 01  | C4, C5      |   | 0                 | 11 724 750           | 0                | 4 477 167          | 1 158 762          | 11 985 548           | 4 266 723          | 4 836 000          | 0                  | 1 135 795          | 2 256 639          | 6 308 721          | 2 657                | 0                  | 187 935 635           |
| 05 02 16 02  |             | Clearance with regard to the Sugar Restructuring Fund   | 0                 | 0                    | 0                | 0                  | 0                  | 0                    | 0                  | 0                  | 0                  | 0                  | 0                  | 0                  | 0                    | 0                  | 0                     |
| 05 02 16   | C4          | Sugar Restructuring Fund  | 0                 | 0                    | 0                | -3 820 995         | 0                  | -529                 | -36                | 0                  | 0                  | 0                  | 0                  | -6 369             | 0                    | 0                  | -4 938 186            |
| 05 02 16   | C5          |   | 0                 | 11 724 750           | 0                | 8 298 162          | 1 158 762          | 11 986 077           | 4 266 758          | 4 836 000          | 0                  | 1 135 795          | 2 256 639          | 6 315 091          | 2 657                | 0                  | 192 873 821           |
| 05 02 16   | C4, C5      |   | 0                 | 11 724 750           | 0                | 4 477 167          | 1 158 762          | 11 985 548           | 4 266 723          | 4 836 000          | 0                  | 1 135 795          | 2 256 639          | 6 308 721          | 2 657                | 0                  | 187 935 635           |
| 05 02 08 13  | C1          | Pilot project - fruit and vegetable consumption   |                   |                      |                  |                    |                    |                      |                    |                    |                    |                    |                    |                    |                      | 1 000 000          | 1 000 000             |
| 05 02 17 01  | C1          | Support for farmers' cooperatives   | 0                 | 0                    | 0                | 0                  | 0                  | 0                    | 0                  | 0                  | 0                  | 0                  | 0                  | 0                  | 0                    | 0                  | 0                     |
| 05 02 17 02  | C1          | European farm prices and margins observatory  | 0                 | 0                    | 0                | 0                  | 0                  | 0                    | 0                  | 0                  | 0                  | 0                  | 0                  | 0                  | 0                    | 0                  | 0                     |
| 05 02 17 03  | C1          | Support for farmers' & consumers' initiatives for low carbon emission, low energy consumption & locally marketed food production      | 0                 | 0                    | 0                | 0                  | 0                  | 0                    | 0                  | 0                  | 0                  | 0                  | 0                  | 0                  | 0                    | 0                  | 0                     |
| 05 02 17 07  | C1          | Measures to combat speculation in agricultural commodities  | 0                 | 0                    | 0                | 0                  | 0                  | 0                    | 0                  | 0                  | 0                  | 0                  | 0                  | 0                  | 0                    | 0                  | 0                     |
| 05 02 17   | C1          | Pilot projects. Support for farmers   | 0                 | 0                    | 0                | 0                  | 0                  | 0                    | 0                  | 0                  | 0                  | 0                  | 0                  | 0                  | 0                    | 0                  | 0                     |
| 05 08 10   | C1          | Pilot project — Assessing end-user costs of compliance with EU legislation in the fields of environment, animal welfare & food safety | 0                 | 0                    | 0                | 0                  | 0                  | 0                    | 0                  | 0                  | 0                  | 0                  | 0                  | 0                  | 0                    | 1 468 172          | 1 468 172             |
| Sub-total Expenditure Fund source C1               |             |   | 34 818 111        | 1 049 429 781        | 4 299 618        | 857 725 086        | 739 174 262        | 2 396 362 405        | 760 572 036        | 795 164 755        | 108 549 929        | 296 871 192        | 496 106 529        | 697 593 095        | 3 314 727 113        | 387 624 509        | 42 841 653 722        |
| Sub-total Expenditure Fund source C4               |             |   | 0                 | 2 683 627            | 62 971           | 24 318 832         | 2 429 509          | 86 615 473           | 4 972 983          | 1 716 989          | 192 675            | 604 160            | 233 601            | 1 653 840          | 1 437 050            | 0                  | 220 405 114           |
| Sub-total Expenditure Fund source C5               |             |   | 0                 | 13 098 633           | 6                | 64 576 267         | 5 411 888          | 12 169 005           | 8 176 319          | 5 195 641          | 47 971             | 1 373 997          | 3 127 033          | 7 969 544          | 6 077 531            | 450 373            | 1 098 420 581         |
| <b>TOTAL 2011 EXPENDITURE BY MEMBER STATE</b>      |             |   | <b>34 818 111</b> | <b>1 065 212 041</b> | <b>4 362 595</b> | <b>946 620 185</b> | <b>747 015 659</b> | <b>2 495 146 883</b> | <b>773 721 338</b> | <b>802 077 385</b> | <b>108 790 576</b> | <b>298 849 348</b> | <b>499 467 163</b> | <b>707 216 479</b> | <b>3 322 241 694</b> | <b>388 074 882</b> | <b>44 160 479 417</b> |
|  |             |   | <b>LU</b>         | <b>HU</b>            | <b>MT</b>        | <b>NL</b>          | <b>AT</b>          | <b>PL</b>            | <b>PT</b>          | <b>RO</b>          | <b>SI</b>          | <b>SK</b>          | <b>FI</b>          | <b>SE</b>          | <b>UK</b>            | <b>CE</b>          | <b>TOTAL</b>          |



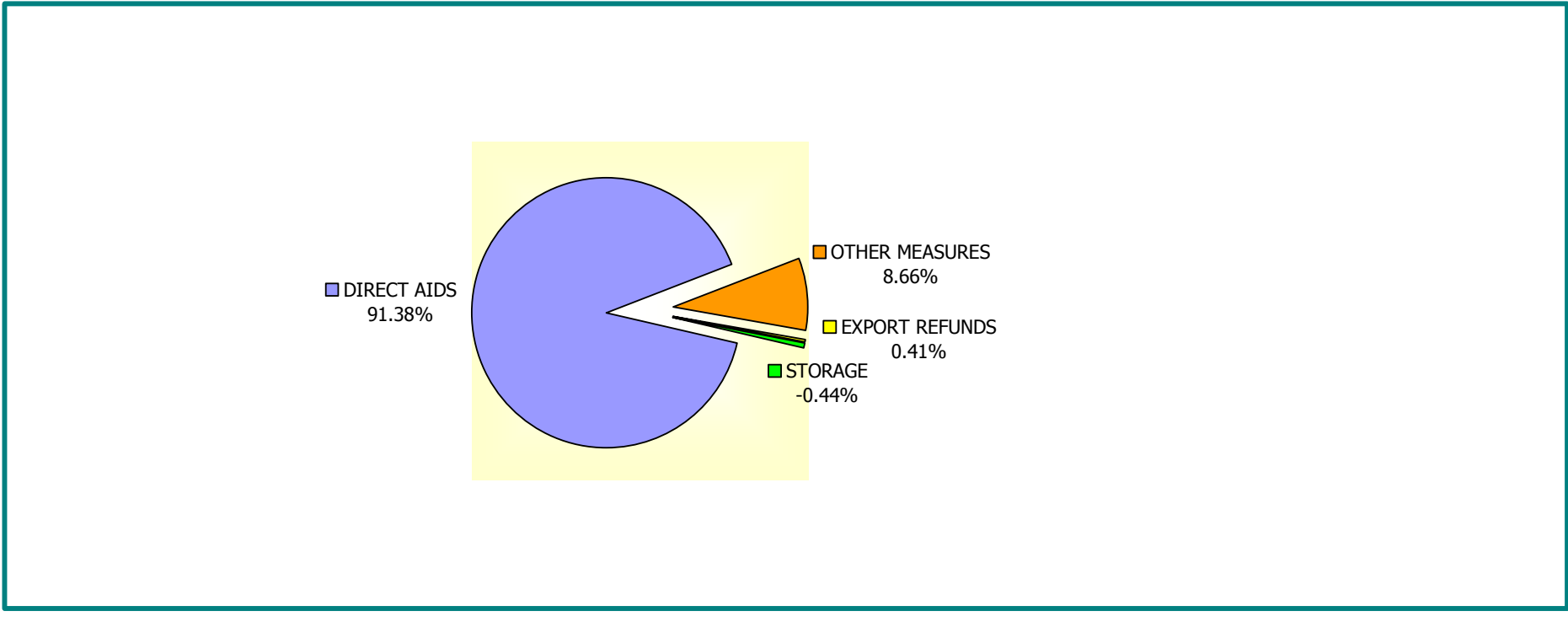
**ANNEX 17**

**BREAKDOWN of 2011 EAGF EXPENDITURE**

**Commitment Appropriations**

*In EUR million*

| 2011 EAGF EXPENDITURE | TOTAL     | EXPORT REFUNDS |       | STORAGE |        | DIRECT AIDS |        | OTHER MEASURES |       |
|-----------------------|-----------|----------------|-------|---------|--------|-------------|--------|----------------|-------|
|                       | 43 970.08 | 179.43         | 0.41% | -194.63 | -0.44% | 40 178.03   | 91.38% | 3 807.25       | 8.66% |



ANNEX 18

EAGF 2011 EXPENDITURE BY SECTOR according to the economic nature of the measures

| Commitment Appropriations                             |                   |        |                |        |                 |         |                   |        |                  |        |
|---|-------------------|--------|----------------|--------|-----------------|---------|-------------------|--------|------------------|--------|
| MEASURE   | TOTAL EXPENDITURE |        | EXPORT REFUNDS |        | STORAGE         |         | DIRECT AIDS       |        | OTHER MEASURES   |        |
|   |                   | %      |                | %      |                 | %       |                   | %      |                  | %      |
|   |                   | (1)    |                | (2)    |                 | (2)     |                   | (2)    |                  | (2)    |
| SPS - Single Payment Scheme                           | 31 081.826        | 70.69% | -              | -      | -               | -       | 31 081.826        | 77.36% | -                | -      |
| SAPS - Single Area Payment Scheme                     | 5 084.280         | 11.56% | -              | -      | -               | -       | 5 084.280         | 12.65% | -                | -      |
| Separate SUGAR Payment                                | 270.215           | 0.61%  | -              | -      | -               | -       | 270.215           | 0.67%  | -                | -      |
| Separate FRUIT AND VEGETABLES Payment                 | 12.177            | 0.03%  | -              | -      | -               | -       | 12.177            | 0.03%  | -                | -      |
| SPECIFIC SUPPORT (article 68) - decoupled direct aids | 381.891           | 0.87%  | -              | -      | -               | -       | 381.891           | 0.95%  | -                | -      |
| OTHER DIRECT AIDS                                     | 3 347.044         | 7.61%  | -              | -      | -               | -       | 3 347.044         | 8.33%  | -                | -      |
| ADDITIONAL AMOUNTS OF AID                             | 0.597             | 0.00%  | -              | -      | -               | -       | 0.597             | 0.00%  | -                | -      |
| CEREALS   | -156.215          | -0.36% | 0.052          | 0.03%  | -189.472        | 97.35%  | -                 | -      | 33.205           | 0.87%  |
| SUGAR   | 2.201             | 0.01%  | 1.475          | 0.82%  | 0.000           | 0.00%   | -                 | -      | 0.725            | 0.02%  |
| OLIVE OIL   | 44.154            | 0.10%  | 0.010          | 0.01%  | -               | -       | -                 | -      | 44.144           | 1.16%  |
| DRIED FODDER  | 141.091           | 0.32%  | -              | -      | -               | -       | -                 | -      | 141.091          | 3.71%  |
| FLAX AND HEMP   | 20.272            | 0.05%  | -              | -      | 1.249           | -0.64%  | -                 | -      | 19.023           | 0.50%  |
| COTTON  | 10.006            | 0.02%  | -              | -      | -               | -       | -                 | -      | 10.006           | 0.26%  |
| HOPS  | 2.277             | 0.01%  | -              | -      | -               | -       | -                 | -      | 2.277            | 0.06%  |
| FRUITS AND VEGETABLES                                 | 1 127.882         | 2.57%  | 0.050          | 0.03%  | -               | -       | -                 | -      | 1 127.833        | 29.62% |
| PRODUCTS OF THE WINE-GROWING SECTOR                   | 1 104.263         | 2.51%  | 0.297          | 0.17%  | 1.922           | -0.99%  | -                 | -      | 1 102.044        | 28.95% |
| TOBACCO   | 0.379             | 0.00%  | -              | -      | -               | -       | -                 | -      | 0.379            | 0.01%  |
| RICE  | 0.007             | 0.00%  | 0.007          | 0.00%  | -               | -       | -                 | -      | -                | -      |
| MILK AND MILK PRODUCTS                                | 5.082             | 0.01%  | 5.419          | 3.02%  | -64.666         | 33.22%  | -                 | -      | 64.330           | 1.69%  |
| BEEF AND VEAL   | 55.648            | 0.13%  | 55.778         | 31.09% | 0.006           | 0.00%   | -                 | -      | -0.136           | 0.00%  |
| SHEEPMET AND GOATMEAT                                 | 0.000             | 0.00%  | -              | -      | -               | -       | -                 | -      | -                | -      |
| PIGMEAT, EGGS, POULTRY and BEEKEEPING                 | 188.304           | 0.43%  | 103.599        | 57.74% | 56.325          | -28.94% | -                 | -      | 28.380           | 0.75%  |
| FISH  | 29.958            | 0.07%  | -              | -      | -               | -       | -                 | -      | 29.958           | 0.79%  |
| NON-ANNEX I PRODUCTS                                  | 12.737            | 0.03%  | 12.737         | 7.10%  | -               | -       | -                 | -      | -                | -      |
| FOOD PROGRAMMES                                       | 514.980           | 1.17%  | 0.009          | 0.00%  | -               | -       | -                 | -      | 514.971          | 13.53% |
| POSEI   | 223.718           | 0.51%  | -              | -      | -               | -       | -                 | -      | 223.718          | 5.88%  |
| RURAL DEVELOPMENT (ex-EAGGF Guarantee Section)        | -6.632            | -0.02% | -              | -      | -               | -       | -                 | -      | -6.632           | -0.17% |
| POLICY STRATEGY AND COORDINATION                      | 25.132            | 0.06%  | -              | -      | -               | -       | -                 | -      | 25.132           | 0.66%  |
| AUDIT OF AGRICULTURAL EXPENDITURE                     | 76.445            | 0.17%  | -              | -      | -               | -       | -                 | -      | 76.445           | 2.01%  |
| SETTLEMENT OF DISPUTES                                | -                 | -      | -              | -      | -               | -       | -                 | -      | -                | -      |
| PROMOTION ACTIONS                                     | 47.255            | 0.11%  | -              | -      | -               | -       | -                 | -      | 47.255           | 1.24%  |
| VETERINARY MEASURES                                   | 314.576           | 0.72%  | -              | -      | -               | -       | -                 | -      | 314.576          | 8.26%  |
| OTHER MEASURES / OTHER PRODUCTS (3)                   | 8.523             | 0.02%  | -              | -      | -               | -       | -                 | -      | 8.523            | 0.22%  |
| Sub-total FUND SOURCE C1 Expenditure (*)              | 42 839.186        | -      | 179.432        | -      | -194.634        | -       | 39 676.534        | -      | 3 177.854        | -      |
| Sub-total FUND SOURCE C4 Expenditure (**)             | 225.343           | -      | -              | -      | -               | -       | -                 | -      | 225.343          | -      |
| Sub-total FUND SOURCE C5 Expenditure (***)            | 905.547           | -      | -              | -      | -               | -       | 501.496           | -      | 404.051          | -      |
| <b>TOTAL 2011 EAGF EXPENDITURE</b>                    | <b>43 970.076</b> |        | <b>179.432</b> |        | <b>-194.634</b> |         | <b>40 178.030</b> |        | <b>3 807.248</b> |        |
| Sugar Restructuring Fund (**) (***)                   | 187.936           | -      | -              | -      | -               | -       | -                 | -      | 187.936          | -      |
| Pilot Projects (4)                                    | 2.468             | -      | -              | -      | -               | -       | -                 | -      | 2.468            | -      |
| <b>TOTAL 2011 EXPENDITURE</b>                         | <b>44 160.479</b> |        | <b>179.432</b> |        | <b>-194.634</b> |         | <b>40 178.030</b> |        | <b>3 997.652</b> |        |

(\*) EAGF 2011 EXPENDITURE funded by initial budget appropriations - Fund source C1.

(\*\*) EAGF 2011 EXPENDITURE funded by assigned revenue collected in 2011 - Fund source C4.

(\*\*\*) EAGF 2011 EXPENDITURE funded by assigned revenue carried over from 2010 - Fund source C5.

(\*\*\*\*) Payments made on the basis of the assigned revenue foreseen in article 11 of Regulation 320/2006 (Temporary restructuring amounts in the sugar sector)

(1) % Total EAGF expenditure

(2) % Total EAGF Sector expenditure

(3) Other measures (05 02 11 99) & Support of administrative expenditure Agriculture Policy Area (05 01 04 01)

(4) Pilot projects; Fruit and vegetable consumption; Support for farmers; Assessing end-user costs of compliance with EU legislation in the fields of environment, animal welfare and food safety.

**ANNEX 19**

**QUANTITIES AND VALUE OF THE PRODUCTS IN THE PUBLIC INTERVENTION STORES OF THE INTERVENTION AGENCIES (\*)**

| PRODUCTS                   | Situation at 30.09.2009 (1) |                          |                           | Situation at 30.09.2010 (1) |                          |                           | Situation at 30.09.2011 (1) |                          |                           |
|----------------------------|-----------------------------|--------------------------|---------------------------|-----------------------------|--------------------------|---------------------------|-----------------------------|--------------------------|---------------------------|
|                            | Quantities (tonnes)         | Accounting value (Mio €) | % of the accounting value | Quantities (tonnes)         | Accounting value (Mio €) | % of the accounting value | Quantities (tonnes)         | Accounting value (Mio €) | % of the accounting value |
| Bread making quality wheat | 76 703                      | 7.91                     | 1.0%                      | 234 577                     | 23.71                    | 2.7%                      | 0                           | 0.00                     | 0.0%                      |
| Barley                     | 925 343                     | 94.44                    | 11.9%                     | 5 326 165                   | 540.45                   | 61.2%                     | 165 326                     | 16.72                    | 14.2%                     |
| Rye                        | 0                           |                          | 0.0%                      | 0                           | 0.00                     | 0.0%                      | 0                           | 0.00                     | 0.0%                      |
| Sorghum                    | 502                         | 0.05                     | 0.0%                      | 0                           | 0.00                     | 0.0%                      | 0                           | 0.00                     | 0.0%                      |
| Maize                      | 556 118                     | 56.51                    | 7.1%                      | 3 142                       | 0.32                     | 0.0%                      | 0                           | 0.00                     | 0.0%                      |
| Rice                       | 0                           | 0.00                     | 0.0%                      | 0                           | 0.00                     | 0.0%                      | 0                           | 0.00                     | 0.0%                      |
| <b>Total cereals/ rice</b> | <b>1 558 665</b>            | <b>158.91</b>            | <b>19.9%</b>              | <b>5 563 883</b>            | <b>564.48</b>            | <b>63.9%</b>              | <b>165 326</b>              | <b>16.72</b>             | <b>14.2%</b>              |
| Skimmed milk powder        | 265 671                     | 395.85                   | 49.7%                     | 197 223                     | 294.16                   | 33.3%                     | 65 663                      | 97.85                    | 83.0%                     |
| Butter                     | 78 704                      | 171.43                   | 21.5%                     | 1 545                       | 3.34                     | 0.4%                      | 796                         | 1.74                     | 1.5%                      |
| <b>Total milk products</b> | <b>344 375</b>              | <b>567.28</b>            | <b>71.2%</b>              | <b>198 769</b>              | <b>297.51</b>            | <b>33.7%</b>              | <b>66 459</b>               | <b>99.58</b>             | <b>84.5%</b>              |
| White sugar                | 34 832                      | 11.23                    | 1.4%                      | 9                           | 0.00                     | 0.0%                      | 0                           | 0.00                     | 0.0%                      |
| Row sugar                  | 0                           | 0.00                     | 0.0%                      | 0                           | 0.00                     | 0.0%                      | 0                           | 0.00                     | 0.0%                      |
| <b>Total sugar</b>         | <b>34 832</b>               | <b>11.23</b>             | <b>1.4%</b>               | <b>9</b>                    | <b>0.00</b>              | <b>0.0%</b>               | <b>0</b>                    | <b>0.00</b>              | <b>0.0%</b>               |
| Beef meat in quarters      | 0                           | 0.00                     | 0.0%                      | 0                           | 0.00                     | 0.0%                      | 0                           | 0.00                     | 0.0%                      |
| Boned beef meat (2)        | 0                           | 0.00                     | 0.0%                      | 0                           | 0.00                     | 0.0%                      | 0                           | 0.00                     | 0.0%                      |
| <b>Total beef meat (2)</b> | <b>0.0</b>                  | <b>0.00</b>              | <b>0.0%</b>               | <b>0.0</b>                  | <b>0.00</b>              | <b>0.0%</b>               | <b>0.0</b>                  | <b>0.00</b>              | <b>0.0%</b>               |
| Alcohol (hl)               | 1 612 092                   | 59.53                    | 7.5%                      | 629 910                     | 21.38                    | 2.4%                      | 55 204                      | 1.54                     | 1.3%                      |
| <b>TOTAL</b>               |                             | <b>796.96</b>            | <b>100.0%</b>             |                             | <b>883.37</b>            | <b>100.0%</b>             |                             | <b>117.84</b>            | <b>100.0%</b>             |

(\*) The complementary depreciations at the end of the exercise are included

(1) Regulations (EC) Nos 883/2006, 884/2006 & 885/2006 provide that the 2nd category of expenditure to be declared under a budget year is calculated on the basis of the intervention operations in the period from October to September of the following year.

(2) Quantities expressed in carcass equivalent.

ANNEX 20

EVOLUTION OF EUROPEAN AGRICULTURAL GUARANTEE FUND EXPENDITURE BY ARTICLE - 2007 to 2011 FINANCIAL YEARS

| Commitment Appropriations     |   | In EUR million   |                  |                  |                  |                  |
|-------------------------------|---|------------------|------------------|------------------|------------------|------------------|
| Budget Line                   | MEASURE   | 2007             | 2008             | 2009             | 2010             | 2011             |
| 05 01 04                      | Support expenditure of Policy Area Agriculture and Rural Development  | 6.44             | 7.80             | 7.76             | 7.56             | 8.44             |
| <b>05 01</b>                  | <b>ADMINISTRATIVE AGRICULTURAL EXPENDITURE</b>  | <b>6.44</b>      | <b>7.80</b>      | <b>7.76</b>      | <b>7.56</b>      | <b>8.44</b>      |
| 05 02 01                      | Cereals   | -133.32          | -51.30           | 65.06            | 135.07           | -156.22          |
| 05 02 02                      | Rice  | -0.70            | 0.00             | -0.03            | -                | 0.01             |
| 05 02 03                      | Refunds on non-Annex 1 products   | 185.16           | 118.12           | 89.68            | 51.35            | 12.74            |
| 05 02 04                      | Food programmes   | 249.21           | 345.05           | 477.91           | 465.55           | 514.98           |
| 05 02 05                      | Sugar   | 455.46           | 475.56           | 146.96           | 9.99             | 2.20             |
| 05 02 06                      | Olive oil   | 64.40            | 45.15            | 54.49            | 53.17            | 44.15            |
| 05 02 07                      | Textile plants  | 20.05            | 20.99            | 21.11            | 28.81            | 30.28            |
| 05 02 08                      | Fruit and vegetables  | 1 249.85         | 1 153.04         | 793.66           | 836.72           | 1 127.88         |
| 05 02 09                      | Products of the wine-growing sector   | 1 453.07         | 1 170.00         | 1 311.72         | 1 309.24         | 1 104.26         |
| 05 02 10                      | Promotion   | 50.60            | 53.19            | 47.43            | 47.61            | 47.25            |
| 05 02 11                      | Other plant products/measures   | 363.46           | 375.42           | 352.53           | 356.47           | 367.55           |
| 05 02 12                      | Milk and milk products  | 638.19           | 147.99           | 370.61           | 529.09           | 5.08             |
| 05 02 13                      | Beef and veal   | 98.28            | 47.23            | 59.34            | 24.56            | 55.65            |
| 05 02 14                      | Sheepmeat and goatmeat  | 0.03             | 0.00             | 0.00             | -                | 0.00             |
| 05 02 15                      | Pigmeat, eggs and poultry, bee-keeping and other animal products  | 173.83           | 258.87           | 196.49           | 136.15           | 188.30           |
| 05 02 99                      | Irregularities (Intervention on agricultural markets)   | 0.00             | -                | 0.00             | -                | -                |
| <b>05 02</b>                  | <b>INTERVENTIONS IN AGRICULTURAL MARKETS</b>  | <b>4 867.56</b>  | <b>4 159.30</b>  | <b>3 986.97</b>  | <b>3 983.77</b>  | <b>3 344.12</b>  |
| 05 03 01                      | Decoupled direct aids   | 30 369.05        | 31 414.47        | 32 794.10        | 33 825.04        | 36 830.39        |
| 05 03 02                      | Other direct aids   | 6 260.80         | 5 620.41         | 5 777.59         | 5 847.02         | 3 347.04         |
| 05 03 03                      | Additional amounts of aid   | 434.04           | 533.70           | 542.23           | 3.67             | 0.60             |
| 05 03 04                      | Ancillary direct aids (outstanding balances, small producers, agrimonetary aids, etc.)  | -18.06           | -                | 0.00             | -                | -                |
| 05 03 99                      | Irregularities (Agricultural direct aids)   | 0.00             | -                | 0.00             | -                | -                |
| <b>05 03</b>                  | <b>DIRECT AIDS</b>  | <b>37 045.83</b> | <b>37 568.58</b> | <b>39 113.92</b> | <b>39 675.73</b> | <b>40 178.03</b> |
| 05 04 01                      | Rural development financed by the EAGGF Guarantee Section — Completion of earlier programmes (2000 to 2006)   | -30.03           | -14.05           | -13.28           | -7.14            | -6.63            |
| 05 04 03                      | Other measures  | 0.00             | 0.00             | 0.00             | -                | 0.00             |
| 05 04 04                      | Transitional instrument for the financing of Rural Development by the EAGGF Guarantee Section for the new Member States. Completion of programmes (2004 to 2006)            | 0.00             | -                | 0.00             | -                | -                |
| <b>05 04</b>                  | <b>RURAL DEVELOPMENT (by ex-EAGGF Guarantee Section)</b>  | <b>-30.03</b>    | <b>-14.05</b>    | <b>-13.28</b>    | <b>-7.14</b>     | <b>-6.63</b>     |
| 05 07 01                      | Control of agricultural expenditure   | -90.54           | -29.52           | -108.69          | -42.59           | 76.45            |
| 05 07 02                      | Settlement of disputes  | 0.01             | 0.21             | 35.47            | -                | 0.00             |
| <b>05 07</b>                  | <b>AUDIT OF AGRICULTURAL EXPENDITURE</b>  | <b>-90.54</b>    | <b>-29.30</b>    | <b>-73.21</b>    | <b>-42.59</b>    | <b>76.45</b>     |
| 05 08 01                      | Farm Accountancy Data Network (FADN)  | 12.91            | 12.68            | 13.51            | 13.77            | 14.23            |
| 05 08 02                      | Surveys on the structure of agricultural holdings   | 16.23            | 8.40             | 15.25            | 15.00            | 0.20             |
| 05 08 03                      | Restructuring of systems for agricultural surveys   | 1.34             | 1.90             | 1.46             | 1.46             | 1.44             |
| 05 08 06                      | Enhancing public awareness of the common agricultural policy  | 5.75             | 6.39             | 7.58             | 7.02             | 7.99             |
| 05 08 07                      | Completion of earlier measures in the field of information  | 0.00             | -                | 0.00             | -                | -                |
| 05 08 08                      | External study on the impact of Directive 2000/36/EC of the European Parliament and of the Council  | 0.00             | 0.00             | 0.00             | -                | -                |
| 05 08 09                      | European Agricultural Guarantee Fund (EAGF) — Operational technical assistance  | 0.00             | 0.00             | 0.35             | 1.14             | 1.27             |
| <b>05 08</b>                  | <b>POLICY STRATEGY &amp; COORDINATION OF AGRICULTURE &amp; RURAL DEVELOPMENT POLICY AREA</b>  | <b>36.24</b>     | <b>29.37</b>     | <b>38.14</b>     | <b>38.39</b>     | <b>25.13</b>     |
| 11 02 01                      | Intervention in fishery products  | 10.63            | 14.92            | 14.42            | 15.44            | 14.96            |
| 11 02 02                      | Irregularities (Fisheries markets)  | 0.00             | -                | 0.00             | -                | -                |
| 11 02 03                      | Fisheries programme for the outermost regions   | 14.49            | 36.83            | 15.00            | 15.00            | 15.00            |
| <b>11 02</b>                  | <b>FISHERIES MARKETS</b>  | <b>25.12</b>     | <b>51.75</b>     | <b>29.42</b>     | <b>30.44</b>     | <b>29.96</b>     |
| 17 01 04                      | Support expenditure for veterinary operations   | 0.87             | 1.95             | 2.07             | 2.02             | 2.21             |
| <b>17 01</b>                  | <b>ADMINISTRATIVE VETERINARY EXPENDITURE</b>  | <b>0.87</b>      | <b>1.95</b>      | <b>2.07</b>      | <b>2.02</b>      | <b>2.21</b>      |
| 17 03 02                      | Community tobacco fund - Direct payments by the European Union  | 13.50            | 16.84            | 16.00            | 16.90            | 0.00             |
| <b>17 03</b>                  | <b>PUBLIC HEALTH</b>  | <b>13.50</b>     | <b>16.84</b>     | <b>16.00</b>     | <b>16.90</b>     | <b>0.00</b>      |
| 17 04 01                      | Animal disease eradication and monitoring programmes and monitoring of the physical conditions of animals that could pose a public health risk linked to an external factor | 203.98           | 184.45           | 267.29           | 274.08           | 238.02           |
| 17 04 02                      | Other measures in the veterinary, animal welfare and public health field  | 14.05            | 13.60            | 18.12            | 12.53            | 13.51            |
| 17 04 03                      | Emergency fund for veterinary complaints and other animal contaminations which are a risk to public health  | 9.46             | 163.99           | 18.10            | 15.09            | 10.05            |
| 17 04 04                      | Plant-health measures   | 1.46             | 5.90             | 16.85            | 8.29             | 21.26            |
| 17 04 05                      | Other measures  | 0.00             | 0.00             | 0.00             | -                | 0.00             |
| 17 04 07                      | Feed and food safety and related activities   | 16.94            | 21.02            | 25.93            | 30.95            | 29.54            |
| <b>17 04</b>                  | <b>FOOD SAFETY, ANIMAL HEALTH, ANIMAL WELFARE AND PLANT HEALTH</b>  | <b>245.89</b>    | <b>388.96</b>    | <b>346.27</b>    | <b>340.94</b>    | <b>312.37</b>    |
| <b>TOTAL EAGF EXPENDITURE</b> |   | <b>42 120.87</b> | <b>42 181.20</b> | <b>43 454.05</b> | <b>44 046.01</b> | <b>43 970.08</b> |
| <b>Of which :</b>             | EXPENDITURE funded by budget current financial year appropriations - Fund source C1   | 42 119.71        | 40 934.19        | 41 408.17        | 43 794.08        | 42 839.19        |
|                               | EXPENDITURE funded by assigned revenue collected in current financial year - Fund source C4   | 1.16             | 87.47            | 569.77           | 105.53           | 225.34           |
|                               | EXPENDITURE funded by assigned revenue carried over from previous financial year - Fund source C5   | -                | 1 159.54         | 1 476.11         | 146.41           | 905.55           |
| 05 02 16                      | Sugar Restructuring Fund (fund sources C4 and C5) (*)   | 551.44           | 1 284.10         | 3 017.69         | 330.30           | 187.94           |
| 05 02 08                      | 05.02 08 13: Pilot project - Fruit and vegetable consumption  | -                | -                | -                | -                | 1.00             |
| 05 02 17                      | Pilot projects. Support for farmers   | -                | -                | -                | 1.45             | 0.00             |
| 05 08 10                      | Pilot project - Assessing end-user costs of compliance with EU legislation in the fields of environment, animal welfare & food safety                                       | -                | -                | -                | -                | 1.47             |
| <b>TOTAL EXPENDITURE</b>      |   | <b>42 672.31</b> | <b>43 465.30</b> | <b>46 471.74</b> | <b>44 377.77</b> | <b>44 160.48</b> |

(\*) Payments made on the basis of the assigned revenue foreseen in article 11 of Regulation 320/2006 (Temporary restructuring amounts in the sugar sector)

**ANNEX 21**

**EVOLUTION OF EAGF EXPENDITURE BY SECTOR AND MEASURE - 2007 to 2011 Financial years**

Commitment Appropriations

In EUR million

| SECTOR AND MEASURE   | 2007              | 2008              | 2009              | 2010              | 2011              |
|--|-------------------|-------------------|-------------------|-------------------|-------------------|
| <b><u>DIRECT AIDS</u></b>  |                   |                   |                   |                   |                   |
| <b>DECOUPLED DIRECT AIDS</b>   | <b>30 369.054</b> | <b>31 414.469</b> | <b>32 794.095</b> | <b>33 825.039</b> | <b>36 830.388</b> |
| SPS - Single Payment Scheme  | 28 119.327        | 28 233.837        | 28 805.562        | 29 070.902        | 31 081.826        |
| SAPS - Single Area Payment Scheme  | 2 082.983         | 2 974.387         | 3 723.437         | 4 460.928         | 5 084.280         |
| Separate SUGAR Payment   | 166.744           | 206.245           | 252.936           | 281.033           | 270.215           |
| Separate FRUIT AND VEGETABLES Payment  | -                 | -                 | 12.161            | 12.176            | 12.177            |
| SPECIFIC SUPPORT (article 68) - decoupled direct aids                        | -                 | -                 | -                 | -                 | 381.891           |
| <b>OTHER DIRECT AIDS</b>   | <b>6 260.802</b>  | <b>5 620.408</b>  | <b>5 777.592</b>  | <b>5 847.022</b>  | <b>3 347.044</b>  |
| <b>ADDITIONAL AMOUNTS OF AID</b>   | <b>434.037</b>    | <b>533.700</b>    | <b>542.232</b>    | <b>3.670</b>      | <b>0.597</b>      |
| <b>ANCILLARY DIRECT AIDS</b>   | <b>-18.063</b>    | <b>-</b>          | <b>-</b>          | <b>-</b>          | <b>-</b>          |
| <b>Sub-total DIRECT AIDS</b>   | <b>37 045.830</b> | <b>37 568.577</b> | <b>39 113.919</b> | <b>39 675.731</b> | <b>40 178.030</b> |
| <b><u>INTERVENTION IN AGRICULTURAL MARKETS<br/>(Including Fisheries)</u></b> |                   |                   |                   |                   |                   |
| <b>CEREALS</b>   | <b>-133.319</b>   | <b>-51.296</b>    | <b>65.063</b>     | <b>135.067</b>    | <b>-156.215</b>   |
| - Export refunds   | 41.800            | 9.701             | 0.854             | -0.372            | 0.052             |
| - Storage  | -225.827          | -100.728          | 24.079            | 95.717            | -189.472          |
| - Market measures and other interventions                                    | 50.708            | 39.732            | 40.129            | 39.723            | 33.205            |
| <b>SUGAR</b>   | <b>455.464</b>    | <b>475.556</b>    | <b>146.955</b>    | <b>9.985</b>      | <b>2.201</b>      |
| - Export refunds   | 509.342           | 501.339           | 179.111           | 9.796             | 1.475             |
| - Storage  | -87.052           | -26.747           | -32.370           | 0.432             | 0.000             |
| - Market measures and other interventions                                    | 33.174            | 0.965             | 0.214             | -0.242            | 0.725             |
| <b>OLIVE OIL</b>   | <b>64.398</b>     | <b>45.145</b>     | <b>54.486</b>     | <b>53.174</b>     | <b>44.154</b>     |
| - Export refunds   | 0.188             | -                 | -0.006            | -                 | 0.010             |
| - Storage  | -                 | 0.013             | -                 | 7.927             | -                 |
| - Market measures and other interventions                                    | 64.211            | 45.133            | 54.492            | 45.248            | 44.144            |
| <b>FLAX AND HEMP</b>   | <b>19.887</b>     | <b>20.990</b>     | <b>21.016</b>     | <b>18.847</b>     | <b>20.272</b>     |
| - Export refunds   | -                 | -                 | -                 | -                 | -                 |
| - Storage  | 0.562             | 1.873             | 0.407             | 0.049             | 1.249             |
| - Market measures and other interventions                                    | 19.326            | 19.117            | 20.609            | 18.799            | 19.023            |
| <b>COTTON</b>  | <b>0.161</b>      | <b>-</b>          | <b>0.097</b>      | <b>9.967</b>      | <b>10.006</b>     |
| - Market measures and other interventions                                    | 0.161             | -                 | 0.097             | 9.967             | 10.006            |
| <b>FRUITS AND VEGETABLES</b>   | <b>1 249.851</b>  | <b>1 153.035</b>  | <b>793.663</b>    | <b>836.722</b>    | <b>1 127.882</b>  |
| - Export refunds   | 21.744            | 18.595            | 5.165             | 0.388             | 0.050             |
| - Storage  | 0.412             | 0.093             | 0.028             | -                 | -                 |
| - Market measures and other interventions                                    | 1 227.695         | 1 134.347         | 788.471           | 836.334           | 1 127.833         |
| <b>PRODUCTS OF THE WINE-GROWING SECTOR</b>                                   | <b>1 453.068</b>  | <b>1 170.002</b>  | <b>1 311.716</b>  | <b>1 309.240</b>  | <b>1 104.263</b>  |
| - Export refunds   | 14.029            | 14.538            | 7.344             | 0.686             | 0.297             |
| - Storage  | 242.156           | 202.149           | 70.843            | 12.264            | 1.922             |
| - Market measures and other interventions                                    | 1 196.884         | 953.316           | 1 233.529         | 1 296.290         | 1 102.044         |
| <b>TOBACCO</b>   | <b>7.599</b>      | <b>6.280</b>      | <b>1.128</b>      | <b>0.716</b>      | <b>0.379</b>      |
| - Market measures and other interventions                                    | 7.599             | 6.280             | 1.128             | 0.716             | 0.379             |
| <b>RICE</b>  | <b>-0.702</b>     | <b>-</b>          | <b>-0.032</b>     | <b>-</b>          | <b>0.007</b>      |
| - Export refunds   | 0.052             | -                 | -0.032            | -                 | 0.007             |
| - Storage  | -0.754            | -                 | -                 | -                 | -                 |
| - Market measures and other interventions                                    | -                 | -                 | -                 | -                 | -                 |
| <b>OTHER PRODUCTS / OTHER MEASURES (1)</b>                                   | <b>154.636</b>    | <b>136.464</b>    | <b>127.137</b>    | <b>121.578</b>    | <b>143.449</b>    |
| - Export refunds   | -                 | -                 | -                 | -                 | -                 |
| - Storage  | -                 | -                 | -                 | -                 | -                 |
| - Market measures and other interventions                                    | 154.636           | 136.464           | 127.137           | 121.578           | 143.449           |
| <b>MILK AND MILK PRODUCTS</b>  | <b>638.190</b>    | <b>147.994</b>    | <b>370.613</b>    | <b>529.086</b>    | <b>5.082</b>      |
| - Export refunds   | 513.378           | 28.832            | 181.100           | 186.444           | 5.419             |
| - Storage  | -36.203           | 33.891            | 106.837           | -23.288           | -64.666           |
| - Market measures and other interventions                                    | 161.015           | 85.271            | 82.676            | 365.930           | 64.330            |

**ANNEX 21**

**EVOLUTION OF EAGF EXPENDITURE BY SECTOR AND MEASURE - 2007 to 2011 Financial years**

**Commitment Appropriations**

*In EUR million*

| SECTOR AND MEASURE   | 2007              | 2008              | 2009              | 2010              | 2011              |
|--|-------------------|-------------------|-------------------|-------------------|-------------------|
| <b>BEEF AND VEAL</b>   | <b>98.281</b>     | <b>47.227</b>     | <b>59.343</b>     | <b>24.556</b>     | <b>55.648</b>     |
| - Export refunds   | 46.247            | 33.147            | 31.640            | 25.349            | 55.778            |
| - Storage  | -0.001            | -0.002            | 0.000             | -                 | 0.006             |
| - Market measures and other interventions                            | 52.035            | 14.082            | 27.704            | -0.793            | -0.136            |
| <b>SHEEPMEAT AND GOATMEAT</b>  | <b>0.026</b>      | <b>-</b>          | <b>-</b>          | <b>-</b>          | <b>-</b>          |
| - Export refunds   | -                 | -                 | -                 | -                 | -                 |
| - Storage  | -                 | -                 | -                 | -                 | -                 |
| - Market measures and other interventions                            | 0.026             | -                 | -                 | -                 | -                 |
| <b>PIGMEAT, EGGS AND POULTRY</b>                                     | <b>173.826</b>    | <b>258.874</b>    | <b>196.490</b>    | <b>136.147</b>    | <b>188.304</b>    |
| - Export refunds   | 111.167           | 200.546           | 154.653           | 111.396           | 103.599           |
| - Storage  | -                 | 37.007            | 3.616             | 0.490             | 56.325            |
| - Market measures and other interventions                            | 62.659            | 21.321            | 38.220            | 24.262            | 28.380            |
| <b>FISH</b>  | <b>25.119</b>     | <b>51.752</b>     | <b>29.416</b>     | <b>30.440</b>     | <b>29.958</b>     |
| - Export refunds   | -                 | -                 | -                 | -                 | -                 |
| - Storage  | -                 | -                 | -                 | -                 | -                 |
| - Direct Payments reserved for EAGF - Others                         | 25.119            | 51.752            | 29.416            | 30.440            | 29.958            |
| <b>Sub-total INTERVENTION IN AGRICULTURAL MARKETS</b>                | <b>4 206.485</b>  | <b>3 462.025</b>  | <b>3 177.091</b>  | <b>3 215.526</b>  | <b>2 575.391</b>  |
| <b>OTHER MEASURES EXPENDITURE</b>                                    |                   |                   |                   |                   |                   |
| <b>NON-ANNEX I PRODUCTS - Export refunds</b>                         | <b>185.160</b>    | <b>118.121</b>    | <b>89.684</b>     | <b>51.349</b>     | <b>12.737</b>     |
| <b>FOOD PROGRAMES</b>  | <b>249.209</b>    | <b>345.047</b>    | <b>477.912</b>    | <b>465.547</b>    | <b>514.980</b>    |
| - Food aid (Export refunds)  | 1.564             | 0.630             | 0.021             | 0.058             | 0.009             |
| - Programmes for deprived persons (Others)                           | 247.646           | 344.417           | 477.890           | 465.489           | 514.971           |
| <b>POSEI</b>   | <b>201.226</b>    | <b>232.679</b>    | <b>224.271</b>    | <b>234.173</b>    | <b>223.718</b>    |
| - Storage  | -                 | 0.353             | -                 | -                 | -                 |
| - Other measures and interventions                                   | 201.226           | 232.327           | 224.271           | 234.173           | 223.718           |
| <b>RURAL DEVELOPMENT (financed by ex-EAGGF Guarantee Section)</b>    | <b>-30.033</b>    | <b>-14.052</b>    | <b>-13.282</b>    | <b>-7.136</b>     | <b>-6.632</b>     |
| <b>POLICY STRATEGY AND COORDINATION OF AGRICULTURE &amp; RD P.A.</b> | <b>36.239</b>     | <b>29.369</b>     | <b>38.144</b>     | <b>38.388</b>     | <b>25.132</b>     |
| <b>AUDIT OF AGRICULTURAL EXPENDITURE - (ex-subheading 1a)</b>        | <b>-93.771</b>    | <b>-29.517</b>    | <b>-108.686</b>   | <b>-42.586</b>    | <b>76.445</b>     |
| <b>AUDIT OF AGRICULTURAL EXPENDITURE - (ex-subheading 1b)</b>        | <b>3.228</b>      | <b>-</b>          | <b>-</b>          | <b>-</b>          | <b>-</b>          |
| <b>SETTLEMENT OF DISPUTES</b>  | <b>0.008</b>      | <b>0.215</b>      | <b>35.472</b>     | <b>-</b>          | <b>-</b>          |
| <b>PROMOTION AND INFORMATION ACTIONS</b>                             | <b>50.597</b>     | <b>53.185</b>     | <b>47.426</b>     | <b>47.611</b>     | <b>47.255</b>     |
| Payments by Member States  | 47.873            | 49.431            | 46.514            | 46.402            | 46.267            |
| Direct Payments by the European Community                            | 2.724             | 3.754             | 0.911             | 1.209             | 0.998             |
| Other measures   | -                 | -                 | -                 | -                 | -0.010            |
| <b>VETERINARY MEASURES</b>   | <b>260.259</b>    | <b>407.751</b>    | <b>364.349</b>    | <b>359.857</b>    | <b>314.576</b>    |
| <b>OTHER MEASURES (2)</b>  | <b>6.436</b>      | <b>7.798</b>      | <b>7.756</b>      | <b>7.556</b>      | <b>8.442</b>      |
| <b>Sub-total OTHER MEASURES EXPENDITURE</b>                          | <b>868.557</b>    | <b>1 150.595</b>  | <b>1 163.044</b>  | <b>1 154.758</b>  | <b>1 216.655</b>  |
| <b>TOTAL EAGF EXPENDITURE</b>  | <b>42 120.871</b> | <b>42 181.197</b> | <b>43 454.054</b> | <b>44 046.015</b> | <b>43 970.076</b> |
| <b>SUGAR RESTRUCTURING FUND (3)</b>                                  | <b>551.436</b>    | <b>1 284.100</b>  | <b>3 017.690</b>  | <b>330.297</b>    | <b>187.936</b>    |
| <b>PILOT PROJECTS (4)</b>  | <b>-</b>          | <b>-</b>          | <b>-</b>          | <b>1.454</b>      | <b>2.468</b>      |
| <b>TOTAL EXPENDITURE</b>   | <b>42 672.307</b> | <b>43 465.297</b> | <b>46 471.744</b> | <b>44 377.767</b> | <b>44 160.479</b> |

(1) 'Dried Fodder', 'Hops' and 'Other measures Plant products'

(2) Support of administrative expenditure Agriculture and Rural Development Policy Area

(3) Payments made on the basis of the assigned revenue foreseen in article 11 of Regulation 320/2006. Temporary restructuring amounts in the sugar sector

(4) Pilot projects: Fruit and vegetable consumption, Support for farmers & Assessing end-user costs of compliance with EU legislation in the fields of environment, animal welfare and food safety

ANNEX 22  
EVOLUTION OF EAGF EXPENDITURE BY SECTOR - Summary table  
2007 to 2011 Financial years

Commitment Appropriations

In EUR million

| SECTOR   | 2007              | 2008              | 2009              | 2010              | 2011              |
|--|-------------------|-------------------|-------------------|-------------------|-------------------|
| DECOUPLED DIRECT AIDS  | 30 369.054        | 31 414.469        | 32 794.095        | 33 825.039        | 36 830.388        |
| OTHER DIRECT AIDS  | 6 260.802         | 5 620.408         | 5 777.592         | 5 847.022         | 3 347.044         |
| ADDITIONAL AMOUNTS OF AID  | 434.037           | 533.700           | 542.232           | 3.670             | 0.597             |
| ANCILLARY DIRECT AIDS  | -18.063           | -                 | -                 | -                 | -                 |
| CEREALS  | -133.319          | -51.296           | 65.063            | 135.067           | -156.215          |
| SUGAR  | 455.464           | 475.556           | 146.955           | 9.985             | 2.201             |
| OLIVE OIL  | 64.398            | 45.145            | 54.486            | 53.174            | 44.154            |
| FLAX AND HEMP  | 19.887            | 20.990            | 21.016            | 18.847            | 20.272            |
| COTTON   | 0.161             | -                 | 0.097             | 9.967             | 10.006            |
| FRUITS AND VEGETABLES  | 1 249.851         | 1 153.035         | 793.663           | 836.722           | 1 127.882         |
| PRODUCTS OF THE WINE-GROWING SECTOR                                      | 1 453.068         | 1 170.002         | 1 311.716         | 1 309.240         | 1 104.263         |
| TOBACCO  | 7.599             | 6.280             | 1.128             | 0.716             | 0.379             |
| RICE   | -0.702            | -                 | -0.032            | -                 | 0.007             |
| OTHER PRODUCTS / OTHER MEASURES (1)                                      | 154.636           | 136.464           | 127.137           | 121.578           | 143.449           |
| MILK AND MILK PRODUCTS   | 638.190           | 147.994           | 370.613           | 529.086           | 5.082             |
| BEEF AND VEAL  | 98.281            | 47.227            | 59.343            | 24.556            | 55.648            |
| SHEEPMEAT AND GOATMEAT   | 0.026             | -                 | -                 | -                 | -                 |
| PIGMEAT, EGGS AND POULTRY  | 173.826           | 258.874           | 196.490           | 136.147           | 188.304           |
| FISH   | 25.119            | 51.752            | 29.416            | 30.440            | 29.958            |
| NON-ANNEX I PRODUCTS   | 185.160           | 118.121           | 89.684            | 51.349            | 12.737            |
| FOOD PROGRAMMES  | 249.209           | 345.047           | 477.912           | 465.547           | 514.980           |
| POSEI  | 201.226           | 232.679           | 224.271           | 234.173           | 223.718           |
| RURAL DEVELOPMENT (financed by ex-EAGGF Guarantee Section)               | -30.033           | -14.052           | -13.282           | -7.136            | -6.632            |
| POLICY STRATEGY AND COORDINATION OF AGRICULTURE & RURAL DEVELOPMENT P.A. | 36.239            | 29.369            | 38.144            | 38.388            | 25.132            |
| AUDIT OF AGRICULTURAL EXPENDITURE - ( ex-subheading 1a)                  | -93.771           | -29.517           | -108.686          | -42.586           | 76.445            |
| AUDIT OF AGRICULTURAL EXPENDITURE - (ex-subheading 1b)                   | 3.228             | -                 | -                 | -                 | -                 |
| SETTLEMENT OF DISPUTES   | 0.008             | 0.215             | 35.472            | -                 | -                 |
| PROMOTION AND INFORMATION ACTIONS  | 50.597            | 53.185            | 47.426            | 47.611            | 47.255            |
| VETERINARY MEASURES  | 260.259           | 407.751           | 364.349           | 359.857           | 314.576           |
| OTHER MEASURES (2)   | 6.436             | 7.798             | 7.756             | 7.556             | 8.442             |
| <b>TOTAL EAGF EXPENDITURE</b>  | <b>42 120.871</b> | <b>42 181.197</b> | <b>43 454.054</b> | <b>44 046.015</b> | <b>43 970.076</b> |
| SUGAR RESTRUCTURING FUND (3)   | 551.436           | 1 284.100         | 3 017.690         | 330.297           | 187.936           |
| PILOT PROJECTS (4)   | -                 | -                 | -                 | 1.454             | 2.468             |
| <b>TOTAL EXPENDITURE</b>   | <b>42 672.307</b> | <b>43 465.297</b> | <b>46 471.744</b> | <b>44 377.767</b> | <b>44 160.479</b> |

(1) 'Dried Fodder', 'Hops' and 'Other measures Plant products'

(2) Support of administrative expenditure Agriculture and Rural Development Policy Area

(3) Payments made on the basis of the assigned revenue foreseen in article 11 of Regulation 320/2006. Temporary restructuring amounts in the sugar sector

(4) Pilot projects: Fruit and vegetable consumption, Support for farmers & Assessing end-user costs of compliance with EU legislation in the fields of environment, animal welfare and food safety

ANNEX 23

EVOLUTION OF EUROPEAN AGRICULTURAL GUARANTEE FUND EXPENDITURE BY SECTOR (2005 to 2011 Financial years) (\*)

Commitment Appropriations

In EUR million and in %

| SECTOR  | 2005            |              | 2006            |              | 2007            |              | 2008            |              | 2009            |              | 2010            |              | 2011            |              |
|---|-----------------|--------------|-----------------|--------------|-----------------|--------------|-----------------|--------------|-----------------|--------------|-----------------|--------------|-----------------|--------------|
|   | MIO Euro        | %            | MIO Euro        | %            | MIO Euro        | %            | MIO Euro        | %            | MIO Euro        | %            | MIO Euro        | %            | MIO Euro        | %            |
| SPS - Single Payment Scheme                           | -               | -            | 14 542.0        | 29.2%        | 28 119.3        | 66.8%        | 28 233.8        | 66.9%        | 28 805.6        | 66.3%        | 29 070.9        | 66.0%        | 31 081.8        | 70.7%        |
| SAPS - Single Area Payment Scheme                     | 1 449.2         | 3.0%         | 1 721.3         | 3.5%         | 2 083.0         | 4.9%         | 2 974.4         | 7.1%         | 3 723.4         | 8.6%         | 4 460.9         | 10.1%        | 5 084.3         | 11.6%        |
| Separate SUGAR Payment                                | -               | -            | -               | -            | 166.7           | 0.4%         | 206.2           | 0.5%         | 252.9           | 0.6%         | 281.0           | 0.6%         | 270.2           | 0.6%         |
| Separate FRUIT & VEGETABLES Payment                   | -               | -            | -               | -            | -               | -            | -               | -            | 12.2            | 0.0%         | 12.2            | 0.0%         | 12.2            | 0.0%         |
| Specific support (article 68) - decoupled direct aids | -               | -            | -               | -            | -               | -            | -               | -            | -               | -            | -               | -            | 381.9           | 0.9%         |
| Other Direct aids                                     | -               | -            | -               | -            | 6 260.8         | 14.9%        | 5 620.4         | 13.3%        | 5 777.6         | 13.3%        | 5 847.0         | 13.3%        | 3 347.0         | 7.6%         |
| Additional amounts of aids                            | -               | -            | -               | -            | 434.0           | 1.0%         | 533.7           | 1.3%         | 542.2           | 1.2%         | 3.7             | 0.0%         | 0.6             | 0.0%         |
| Ancillary Direct aids (**)                            | -               | -            | -               | -            | -18.1           | 0.0%         | -               | -            | -               | -            | -               | -            | -               | -            |
| <b>DIRECT AIDS</b>                                    | <b>1 449.2</b>  | <b>3.0%</b>  | <b>16 263.3</b> | <b>32.6%</b> | <b>37 045.8</b> | <b>88.0%</b> | <b>37 568.6</b> | <b>89.1%</b> | <b>39 113.9</b> | <b>90.0%</b> | <b>39 675.7</b> | <b>90.1%</b> | <b>40 178.0</b> | <b>91.4%</b> |
| CEREALS   | 17 769.8        | 36.3%        | 8 737.1         | 17.5%        | -133.3          | -0.3%        | -51.3           | -0.1%        | 65.1            | 0.1%         | 135.1           | 0.3%         | -156.2          | -0.4%        |
| SUGAR   | 1 651.8         | 3.4%         | 1 520.7         | 3.0%         | 455.5           | 1.1%         | 475.6           | 1.1%         | 147.0           | 0.3%         | 10.0            | 0.0%         | 2.2             | 0.0%         |
| OLIVE OIL   | 2 311.3         | 4.7%         | 2 341.5         | 4.7%         | 64.4            | 0.2%         | 45.1            | 0.1%         | 54.5            | 0.1%         | 53.2            | 0.1%         | 44.2            | 0.1%         |
| DRIED FODDER & GRAIN LEGUMES                          | 294.3           | 0.6%         | 297.7           | 0.6%         | 154.1           | 0.4%         | 136.1           | 0.3%         | 126.6           | 0.3%         | 121.6           | 0.3%         | 141.2           | 0.3%         |
| TEXTILE PLANTS AND SILKWORMS (1)                      | 972.5           | 2.0%         | 935.6           | 1.9%         | 20.0            | 0.0%         | 21.0            | 0.0%         | 21.1            | 0.0%         | 28.8            | 0.1%         | 30.3            | 0.1%         |
| FRUITS AND VEGETABLES                                 | 1 742.7         | 3.6%         | 1 656.4         | 3.3%         | 1 249.9         | 3.0%         | 1 153.0         | 2.7%         | 793.7           | 1.8%         | 836.7           | 1.9%         | 1 127.9         | 2.6%         |
| PRODUCTS OF THE WINE-GROWING SECTOR                   | 1 267.2         | 2.6%         | 1 487.1         | 3.0%         | 1 453.1         | 3.4%         | 1 170.0         | 2.8%         | 1 311.7         | 3.0%         | 1 309.2         | 3.0%         | 1 104.3         | 2.5%         |
| TOBACCO   | 922.7           | 1.9%         | 828.5           | 1.7%         | 7.6             | 0.0%         | 6.3             | 0.0%         | 1.1             | 0.0%         | 0.7             | 0.0%         | 0.4             | 0.0%         |
| OTHER PLANT PRODUCTS (2)                              | 488.2           | 1.0%         | 307.8           | 0.6%         | -0.7            | 0.0%         | -               | -            | 0.0             | -            | -               | -            | 2.3             | 0.0%         |
| <b>PLANT PRODUCTS</b>                                 | <b>27 420.5</b> | <b>56.0%</b> | <b>18 112.5</b> | <b>36.3%</b> | <b>3 270.5</b>  | <b>7.8%</b>  | <b>2 955.8</b>  | <b>7.0%</b>  | <b>2 520.6</b>  | <b>5.8%</b>  | <b>2 495.3</b>  | <b>5.7%</b>  | <b>2 296.4</b>  | <b>5.2%</b>  |
| MILK AND MILK PRODUCTS                                | 2 547.5         | 5.2%         | 2 463.4         | 4.9%         | 638.2           | 1.5%         | 148.0           | 0.4%         | 370.6           | 0.9%         | 529.1           | 1.2%         | 5.1             | 0.0%         |
| BEEF AND VEAL   | 8 176.0         | 16.7%        | 3 550.7         | 7.1%         | 98.3            | 0.2%         | 47.2            | 0.1%         | 59.3            | 0.1%         | 24.6            | 0.1%         | 55.6            | 0.1%         |
| SHEEPMEAT AND GOATMEAT                                | 1 837.3         | 3.8%         | 950.4           | 1.9%         | 0.0             | 0.0%         | -               | -            | -               | -            | -               | -            | -               | -            |
| PIGMEAT, EGGS AND POULTRY                             | 131.5           | 0.3%         | 101.1           | 0.2%         | 173.8           | 0.4%         | 258.9           | 0.6%         | 196.5           | 0.5%         | 136.1           | 0.3%         | 188.3           | 0.4%         |
| OTHERS  | -20.8           | 0.0%         | 0.0             | 0.0%         | 0.0             | 0.0%         | 0.0             | 0.0%         | -               | -            | 0.0             | 0.0%         | -               | -            |
| FISH  | 28.5            | 0.1%         | 25.8            | 0.1%         | 25.1            | 0.1%         | 51.8            | 0.1%         | 29.4            | 0.1%         | 30.4            | 0.1%         | 30.0            | 0.1%         |
| <b>ANIMAL PRODUCTS</b>                                | <b>12 700.0</b> | <b>26.0%</b> | <b>7 091.4</b>  | <b>14.2%</b> | <b>935.4</b>    | <b>2.2%</b>  | <b>505.8</b>    | <b>1.2%</b>  | <b>655.9</b>    | <b>1.5%</b>  | <b>720.2</b>    | <b>1.6%</b>  | <b>279.0</b>    | <b>0.6%</b>  |
| NON-ANNEX I PRODUCTS                                  | 335.4           | 0.7%         | 274.1           | 0.5%         | 185.2           | 0.4%         | 118.1           | 0.3%         | 89.7            | 0.2%         | 51.3            | 0.1%         | 12.7            | 0.0%         |
| FOOD PROGRAMMES                                       | 292.1           | 0.6%         | 228.8           | 0.5%         | 249.2           | 0.6%         | 345.0           | 0.8%         | 477.9           | 1.1%         | 465.5           | 1.1%         | 515.0           | 1.2%         |
| POSEI   | 185.4           | 0.4%         | 219.2           | 0.4%         | 201.2           | 0.5%         | 232.7           | 0.6%         | 224.3           | 0.5%         | 234.2           | 0.5%         | 223.7           | 0.5%         |
| VETERINARY MEASURES                                   | 240.9           | 0.5%         | 268.6           | 0.5%         | 260.3           | 0.6%         | 407.8           | 1.0%         | 364.3           | 0.8%         | 359.9           | 0.8%         | 314.6           | 0.7%         |
| CONTROL AND PREVENTION MEASURES (3)                   | 14.2            | 0.0%         | 9.0             | 0.0%         | 5.9             | 0.0%         | 6.5             | 0.0%         | 0.0             | 0.0%         | -               | -            | -               | -            |
| AUDIT OF AGRICULTURAL EXPENDITURE (ex-1a)             | -577.6          | -1.2%        | -261.0          | -0.5%        | -99.7           | -0.2%        | -36.0           | -0.1%        | -108.7          | -0.3%        | -42.6           | -0.1%        | 76.4            | 0.2%         |
| SETTLEMENT OF DISPUTES                                | 0.0             | 0.0%         | 6.1             | 0.0%         | 0.01            | 0.0%         | 0.21            | 0.0%         | 35.47           | 0.1%         | -               | -            | -               | -            |
| PROMOTION AND INFORMATION ACTIONS                     | 37.0            | 0.1%         | 38.9            | 0.1%         | 50.6            | 0.1%         | 53.2            | 0.1%         | 47.4            | 0.1%         | 47.6            | 0.1%         | 47.3            | 0.1%         |
| POLICY STRATEGY AND COORDINATION (4)                  | -               | -            | 6.4             | 0.0%         | 36.2            | 0.1%         | 29.4            | 0.1%         | 38.1            | 0.1%         | 38.4            | 0.1%         | 25.1            | 0.1%         |
| OTHER MEASURES (5)                                    | 3.9             | 0.0%         | -82.1           | -0.2%        | 6.9             | 0.0%         | 8.2             | 0.0%         | 8.3             | 0.0%         | 7.6             | 0.0%         | 8.4             | 0.0%         |
| <b>OTHERS</b>   | <b>531.2</b>    | <b>1.1%</b>  | <b>708.1</b>    | <b>1.4%</b>  | <b>895.9</b>    | <b>2.1%</b>  | <b>1 165.0</b>  | <b>2.8%</b>  | <b>1 176.9</b>  | <b>2.7%</b>  | <b>1 161.9</b>  | <b>2.6%</b>  | <b>1 223.3</b>  | <b>2.8%</b>  |
| RURAL DEVELOPMENT                                     | 6 845.8         | 14.0%        | 7 719.3         | 15.5%        | -30.0           | -0.1%        | -14.1           | 0.0%         | -13.3           | 0.0%         | -7.1            | 0.0%         | -6.6            | 0.0%         |
| AUDIT OF AGRICULTURAL EXPENDITURE (ex-1b)             | -18.4           | 0.0%         | -29.4           | -0.1%        | 3.2             | 0.0%         | -               | -            | -               | -            | -               | -            | -               | -            |
| <b>RURAL DEVELOPMENT (6)</b>                          | <b>6 827.4</b>  | <b>14.0%</b> | <b>7 689.9</b>  | <b>15.4%</b> | <b>-26.8</b>    | <b>-0.1%</b> | <b>-14.1</b>    | <b>0.0%</b>  | <b>-13.3</b>    | <b>0.0%</b>  | <b>-7.1</b>     | <b>0.0%</b>  | <b>-6.6</b>     | <b>0.0%</b>  |
| <b>TOTAL EXPENDITURE</b>                              | <b>48 928.2</b> | <b>100%</b>  | <b>49 865.2</b> | <b>100%</b>  | <b>42 120.9</b> | <b>100%</b>  | <b>42 181.2</b> | <b>100%</b>  | <b>43 454.1</b> | <b>100%</b>  | <b>44 046.0</b> | <b>100%</b>  | <b>43 970.1</b> | <b>100%</b>  |

(\*) Financial years 2005 to 2006 : Total expenditure of ex-European Agricultural Guidance and Guarantee Fund, Guarantee Section - EAGGF /// Financial years 2007 to 2011 : Total expenditure of EAGF

(\*\*) Reliquats, small producers, agrimonetary aids, etc

(1) Financial year 2006 : Flax & Hemp, Cotton, Silkworms /// Financial years 2007 to 2011 : Flax & Hemp, Cotton

(2) Financial year 2006 : Rice, Seeds, Hops /// Financial years 2007 to 2010 : Rice /// Financial year 2011 : Rice, Hops

(3) Financial years 2006, 2007, 2008, amounts of 'Monitoring and preventive measures'

(4) Financial year 2005, expenditure included in sector 'Promotion and Information actions'

(5) Financial year 2006, recoveries included /// Financial years 2007 to 2011 : Other measures and Support Administrative expenditure Agriculture and Rural Development Policy area

(6) Rural Development expenditure financed by the ex-sub-heading 1b) of ex-European Agricultural Guidance and Guarantee Fund, Guarantee Section.

Since Financial year 2007, Rural Development is entirely financed by the European Agricultural Fund for Rural Development-EAFRD.



ANNEX 24

EVOLUTION OF EUROPEAN AGRICULTURAL GUARANTEE FUND EXPENDITURE BY MEMBER STATE - 2007 to 2011 Financial years

Commitment Appropriations

In EUR million and in %

| Member State                       | EU 27           |             |         |       |         |       |                 |             |         |       |         |       |                 |             |         |       |         |       |                 |             |         |       |         |       | MS              |             |      |       |              |             |        |
|------------------------------------|-----------------|-------------|---------|-------|---------|-------|-----------------|-------------|---------|-------|---------|-------|-----------------|-------------|---------|-------|---------|-------|-----------------|-------------|---------|-------|---------|-------|-----------------|-------------|------|-------|--------------|-------------|--------|
|                                    | 2007            |             |         |       | 2008    |       |                 |             | 2009    |       |         |       | 2010            |             |         |       | 2011    |       |                 |             |         |       |         |       |                 |             |      |       |              |             |        |
|                                    | EAGF            |             | SRF (2) |       | TOTAL   |       | EAGF            |             | SRF (2) |       | TOTAL   |       | EAGF            |             | SRF (2) |       | TOTAL   |       | EAGF            |             | SRF (2) |       | TOTAL   |       |                 |             |      |       |              |             |        |
| BE                                 | 769.2           | 1.8%        | 45.4    | 8.2%  | 814.6   | 1.9%  | 747.9           | 1.8%        | 106.6   | 8.3%  | 854.5   | 2.0%  | 717.6           | 1.7%        | 178.0   | 5.9%  | 895.6   | 1.9%  | 679.3           | 1.5%        | 4.1     | 1.2%  | 683.4   | 1.5%  | 637.5           | 1.4%        | 7.1  | 3.8%  | 644.6        | 1.5%        | BE     |
| BG                                 | 0.2             | 0.0%        | -       | -     | 0.2     | 0.0%  | 178.3           | 0.4%        | -       | 0.0%  | 178.3   | 0.4%  | 225.7           | 0.5%        | 2.2     | 0.1%  | 227.9   | 0.5%  | 293.0           | 0.7%        | 0.8     | 0.3%  | 293.8   | 0.7%  | 316.6           | 0.7%        | 0.0  | 0.0%  | 316.6        | 0.7%        | BG     |
| CZ                                 | 351.6           | 0.8%        | -       | -     | 351.6   | 0.8%  | 401.7           | 1.0%        | 43.9    | 3.4%  | 445.6   | 1.0%  | 502.7           | 1.2%        | 54.8    | 1.8%  | 557.4   | 1.2%  | 608.6           | 1.4%        | 0.0     | 0.0%  | 608.6   | 1.4%  | 669.3           | 1.5%        | 0.0  | 0.0%  | 669.3        | 1.5%        | CZ     |
| DK                                 | 1 083.5         | 2.6%        | -       | -     | 1 083.5 | 2.5%  | 1 061.3         | 2.5%        | -       | 0.0%  | 1 061.3 | 2.4%  | 1 038.8         | 2.4%        | 36.5    | 1.2%  | 1 075.4 | 2.3%  | 1 006.4         | 2.3%        | 0.0     | 0.0%  | 1 006.4 | 2.3%  | 963.8           | 2.2%        | 3.2  | 1.7%  | 967.0        | 2.2%        | DK     |
| DE                                 | 5 646.2         | 13.4%       | -       | -     | 5 646.2 | 13.2% | 5 704.0         | 13.5%       | -       | 0.0%  | 5 704.0 | 13.1% | 5 715.3         | 13.2%       | 660.5   | 21.9% | 6 375.8 | 13.7% | 5 697.9         | 12.9%       | 27.1    | 8.2%  | 5 725.0 | 12.9% | 5 518.8         | 12.6%       | 13.0 | 6.9%  | 5 531.8      | 12.5%       | DE     |
| EE                                 | 38.4            | 0.1%        | -       | -     | 38.4    | 0.1%  | 41.7            | 0.1%        | -       | 0.0%  | 41.7    | 0.1%  | 54.7            | 0.1%        | 0.0     | 0.0%  | 54.7    | 0.1%  | 66.6            | 0.2%        | 0.0     | 0.0%  | 66.6    | 0.2%  | 74.7            | 0.2%        | 0.0  | 0.0%  | 74.7         | 0.2%        | EE     |
| IE                                 | 1 319.8         | 3.1%        | 78.7    | 14.3% | 1 398.5 | 3.3%  | 1 306.3         | 3.1%        | 149.9   | 11.7% | 1 456.2 | 3.4%  | 1 336.4         | 3.1%        | 0.6     | 0.0%  | 1 336.9 | 2.9%  | 1 300.4         | 3.0%        | 0.2     | 0.1%  | 1 300.6 | 2.9%  | 1 314.9         | 3.0%        | 0.0  | 0.0%  | 1 315.0      | 3.0%        | IE     |
| EL                                 | 2 681.0         | 6.4%        | -       | -     | 2 681.0 | 6.3%  | 2 553.8         | 6.1%        | 73.8    | 5.7%  | 2 627.6 | 6.0%  | 2 594.4         | 6.0%        | 65.0    | 2.2%  | 2 659.5 | 5.7%  | 2 504.7         | 5.7%        | 0.0     | 0.0%  | 2 504.7 | 5.6%  | 2 425.0         | 5.5%        | 0.0  | 0.0%  | 2 425.0      | 5.5%        | EL     |
| ES                                 | 5 874.9         | 13.9%       | 27.1    | 4.9%  | 5 902.0 | 13.8% | 5 864.1         | 13.9%       | 69.1    | 5.4%  | 5 933.2 | 13.7% | 5 986.4         | 13.8%       | 229.8   | 7.6%  | 6 216.1 | 13.4% | 5 944.2         | 13.5%       | 134.1   | 40.6% | 6 078.3 | 13.7% | 5 906.4         | 13.4%       | 38.1 | 20.3% | 5 944.5      | 13.5%       | ES     |
| FR                                 | 9 172.4         | 21.8%       | 17.5    | 3.2%  | 9 189.9 | 21.5% | 8 946.9         | 21.2%       | 42.9    | 3.3%  | 8 989.8 | 20.7% | 8 920.1         | 20.5%       | 575.3   | 19.1% | 9 495.4 | 20.4% | 8 908.8         | 20.2%       | 17.8    | 5.4%  | 8 926.5 | 20.1% | 8 762.0         | 19.9%       | 28.9 | 15.4% | 8 790.9      | 19.9%       | FR     |
| IT                                 | 4 804.1         | 11.4%       | 226.9   | 41.2% | 5 031.1 | 11.8% | 4 660.6         | 11.0%       | 525.6   | 40.9% | 5 186.3 | 11.9% | 4 930.0         | 11.3%       | 226.0   | 7.5%  | 5 156.0 | 11.1% | 4 852.7         | 11.0%       | 76.1    | 23.0% | 4 928.8 | 11.1% | 4 806.5         | 10.9%       | 46.1 | 24.5% | 4 852.6      | 11.0%       | IT     |
| CY                                 | 27.5            | 0.1%        | -       | -     | 27.5    | 0.1%  | 28.1            | 0.1%        | -       | 0.0%  | 28.1    | 0.1%  | 38.8            | 0.1%        | 0.0     | 0.0%  | 38.8    | 0.1%  | 43.9            | 0.1%        | 0.0     | 0.0%  | 43.9    | 0.1%  | 42.6            | 0.1%        | 0.0  | 0.0%  | 42.6         | 0.1%        | CY     |
| LV                                 | 54.8            | 0.1%        | -       | -     | 54.8    | 0.1%  | 63.3            | 0.1%        | 36.9    | 2.9%  | 100.2   | 0.2%  | 80.7            | 0.2%        | 29.5    | 1.0%  | 110.3   | 0.2%  | 96.8            | 0.2%        | 2.8     | 0.8%  | 99.6    | 0.2%  | 109.3           | 0.2%        | 3.2  | 1.7%  | 112.5        | 0.3%        | LV     |
| LT                                 | 168.2           | 0.4%        | -       | -     | 168.2   | 0.4%  | 173.9           | 0.4%        | -       | 0.0%  | 173.9   | 0.4%  | 218.0           | 0.5%        | 16.8    | 0.6%  | 234.8   | 0.5%  | 268.2           | 0.6%        | 0.0     | 0.0%  | 268.2   | 0.6%  | 279.8           | 0.6%        | 0.1  | 0.0%  | 279.8        | 0.6%        | LT     |
| LU                                 | 36.8            | 0.1%        | -       | -     | 36.8    | 0.1%  | 35.3            | 0.1%        | -       | 0.0%  | 35.3    | 0.1%  | 35.5            | 0.1%        | 0.0     | 0.0%  | 35.5    | 0.1%  | 36.0            | 0.1%        | 0.0     | 0.0%  | 36.0    | 0.1%  | 34.8            | 0.1%        | 0.0  | 0.0%  | 34.8         | 0.1%        | LU     |
| HU                                 | 473.2           | 1.1%        | -       | -     | 473.2   | 1.1%  | 513.6           | 1.2%        | 45.9    | 3.6%  | 559.5   | 1.3%  | 758.0           | 1.7%        | 214.0   | 7.1%  | 972.0   | 2.1%  | 955.0           | 2.2%        | 10.2    | 3.1%  | 965.2   | 2.2%  | 1 053.5         | 2.4%        | 11.7 | 6.2%  | 1 065.2      | 2.4%        | HU     |
| MT                                 | 2.0             | 0.0%        | -       | -     | 2.0     | 0.0%  | 2.6             | 0.0%        | -       | 0.0%  | 2.6     | 0.0%  | 3.6             | 0.0%        | 0.0     | 0.0%  | 3.6     | 0.0%  | 4.2             | 0.0%        | 0.0     | 0.0%  | 4.2     | 0.0%  | 4.4             | 0.0%        | 0.0  | 0.0%  | 4.4          | 0.0%        | MT     |
| NL                                 | 1 110.2         | 2.6%        | 17.7    | 3.2%  | 1 128.0 | 2.6%  | 977.4           | 2.3%        | 43.2    | 3.4%  | 1 020.6 | 2.3%  | 1 077.4         | 2.5%        | 116.0   | 3.8%  | 1 193.3 | 2.6%  | 1 022.5         | 2.3%        | 5.4     | 1.6%  | 1 027.9 | 2.3%  | 942.1           | 2.1%        | 4.5  | 2.4%  | 946.6        | 2.1%        | NL     |
| AT                                 | 746.8           | 1.8%        | 0.3     | 0.1%  | 747.1   | 1.8%  | 741.6           | 1.8%        | 3.9     | 0.3%  | 745.5   | 1.7%  | 747.0           | 1.7%        | 28.4    | 0.9%  | 775.4   | 1.7%  | 743.8           | 1.7%        | 5.0     | 1.5%  | 748.9   | 1.7%  | 745.9           | 1.7%        | 1.2  | 0.6%  | 747.0        | 1.7%        | AT     |
| PL                                 | 1 209.5         | 2.9%        | -       | -     | 1 209.5 | 2.8%  | 1 453.3         | 3.4%        | -       | 0.0%  | 1 453.3 | 3.3%  | 1 749.7         | 4.0%        | 287.5   | 9.5%  | 2 037.2 | 4.4%  | 2 058.6         | 4.7%        | 7.7     | 2.3%  | 2 066.3 | 4.7%  | 2 483.2         | 6%          | 12.0 | 6.4%  | 2 495.1      | 5.7%        | PL     |
| PT                                 | 705.1           | 1.7%        | 28.0    | 5.1%  | 733.1   | 1.7%  | 717.7           | 1.7%        | 19.5    | 1.5%  | 737.2   | 1.7%  | 722.6           | 1.7%        | 10.2    | 0.3%  | 732.8   | 1.6%  | 761.2           | 1.7%        | 3.5     | 1.1%  | 764.7   | 1.7%  | 769.5           | 1.7%        | 4.3  | 2.3%  | 773.7        | 1.8%        | PT     |
| RO                                 | 6.9             | 0.0%        | -       | -     | 6.9     | 0.0%  | 474.0           | 1.1%        | -       | 0.0%  | 474.0   | 1.1%  | 596.2           | 1.4%        | 2.0     | 0.1%  | 598.3   | 1.3%  | 670.8           | 1.5%        | 3.6     | 1.1%  | 674.5   | 1.5%  | 797.2           | 1.8%        | 4.8  | 2.6%  | 802.1        | 1.8%        | RO     |
| SI                                 | 49.0            | 0.1%        | 0.6     | 0.1%  | 49.6    | 0.1%  | 61.8            | 0.1%        | 34.2    | 2.7%  | 96.0    | 0.2%  | 77.1            | 0.2%        | 27.3    | 0.9%  | 104.4   | 0.2%  | 91.0            | 0.2%        | 1.5     | 0.4%  | 92.5    | 0.2%  | 108.8           | 0.2%        | 0.0  | 0.0%  | 108.8        | 0.2%        | SI     |
| SK                                 | 157.6           | 0.4%        | -       | -     | 157.6   | 0.4%  | 165.2           | 0.4%        | 35.1    | 2.7%  | 200.3   | 0.5%  | 220.4           | 0.5%        | 53.7    | 1.8%  | 274.1   | 0.6%  | 274.3           | 0.6%        | 3.4     | 1.0%  | 277.6   | 0.6%  | 297.7           | 0.7%        | 1.1  | 0.6%  | 298.8        | 0.7%        | SK     |
| FI                                 | 585.8           | 1.4%        | 5.0     | 0.9%  | 590.8   | 1.4%  | 559.9           | 1.3%        | 26.2    | 2.0%  | 586.0   | 1.3%  | 574.6           | 1.3%        | 37.8    | 1.3%  | 612.4   | 1.3%  | 598.3           | 1.4%        | 1.5     | 0.5%  | 599.8   | 1.4%  | 497.2           | 1.1%        | 2.3  | 1.2%  | 499.5        | 1.1%        | FI     |
| SE                                 | 758.9           | 1.8%        | 12.4    | 2.2%  | 771.3   | 1.8%  | 745.1           | 1.8%        | 27.4    | 2.1%  | 772.5   | 1.8%  | 751.8           | 1.7%        | 24.1    | 0.8%  | 776.0   | 1.7%  | 739.5           | 1.7%        | 2.5     | 0.8%  | 742.1   | 1.7%  | 700.9           | 1.6%        | 6.3  | 3.4%  | 707.2        | 1.6%        | SE     |
| UK                                 | 3 950.8         | 9.4%        | 91.7    | 16.6% | 4 042.5 | 9.5%  | 3 494.9         | 8.3%        | -       | 0.0%  | 3 494.9 | 8.0%  | 3 333.8         | 7.7%        | 141.7   | 4.7%  | 3 475.6 | 7.5%  | 3 375.4         | 7.7%        | 22.8    | 6.9%  | 3 398.2 | 7.7%  | 3 322.2         | 7.6%        | 0.0  | 0.0%  | 3 322.2      | 7.5%        | UK     |
| CE (1)                             | 336.7           | 0.8%        | -       | -     | 336.7   | 0.8%  | 506.9           | 1.2%        | -       | 0.0%  | 506.9   | 1.2%  | 446.6           | 1.0%        | 0.0     | 0.0%  | 446.6   | 1.0%  | 443.9           | 1.0%        | 0.0     | 0.0%  | 443.9   | 1.0%  | 385.6           | 0.9%        | 0.0  | 0.0%  | 385.6        | 0.9%        | CE (1) |
| <b>TOTAL EAGF</b>                  | <b>42 120.9</b> | <b>100%</b> |         |       |         |       | <b>42 181.2</b> | <b>100%</b> |         |       |         |       | <b>43 454.1</b> | <b>100%</b> |         |       |         |       | <b>44 046.0</b> | <b>100%</b> |         |       |         |       | <b>43 970.1</b> | <b>100%</b> |      |       |              |             |        |
| Sugar Restructuring Fund - SRF (2) | <b>551.4</b>    | <b>100%</b> |         |       |         |       | <b>1 284.1</b>  | <b>100%</b> |         |       |         |       | <b>3 017.7</b>  | <b>100%</b> |         |       |         |       | <b>330.3</b>    | <b>100%</b> |         |       |         |       | <b>187.9</b>    | <b>100%</b> |      |       |              |             |        |
| Pilot Projects (3)                 |                 |             |         |       |         |       |                 |             |         |       |         |       |                 |             |         |       |         |       |                 |             |         |       |         |       | <b>1.454</b>    | <b>0.0%</b> |      |       | <b>2.468</b> | <b>0.0%</b> |        |
| <b>TOTAL EXPENDITURE</b>           | <b>42 672.3</b> | <b>100%</b> |         |       |         |       | <b>43 465.3</b> | <b>100%</b> |         |       |         |       | <b>46 471.7</b> | <b>100%</b> |         |       |         |       | <b>44 377.8</b> | <b>100%</b> |         |       |         |       | <b>44 160.5</b> | <b>100%</b> |      |       |              |             |        |

(1) Expenditure made directly by the Commission

(2) SRF : Sugar Restructuring Fund. Payments made on the basis of the assignend revenue foreseen in article 11 of Regulation 320/2006. Temporary restructuring amounts in the sugar sector

(3) Pilot projects. 2010: Support for farmers; 2011: Assessing end-user costs of compliance with EU legislation in the fields of environment, animal welfare & food safety; fruit and vegetable consumption

ANNEX 25

EAGF - EVOLUTION OF EXPENDITURE FOR DIRECT AIDS BY MEASURE  
 2007 to 2011 Financial years

Commitment Appropriations

In EUR million

| BUDGET LINE   | MEASURE   | 2007              | 2008              | 2009              | 2010              | 2011              |
|---|---|-------------------|-------------------|-------------------|-------------------|-------------------|
| 05 03 01 01   | SPS (single payment scheme)   | 28 119.327        | 28 233.837        | 28 805.562        | 29 070.902        | 31 081.826        |
| 05 03 01 02   | SAPS (single area payment scheme)   | 2 082.983         | 2 974.387         | 3 723.437         | 4 460.928         | 5 084.280         |
| 05 03 01 03   | Separate sugar payment  | 166.744           | 206.245           | 252.936           | 281.033           | 270.215           |
| 05 03 01 04   | Separate fruit and vegetables payment   | -                 | -                 | 12.161            | 12.176            | 12.177            |
| 05 03 01 05   | Specific support (article 68) — Decoupled direct aids                                   | -                 | -                 | -                 | -                 | 381.891           |
| 05 03 01 99   | Other (decoupled direct aids)   | -                 | -                 | -                 | 0.000             | 0.000             |
| <b>05 03 01</b>   | <b>Decoupled direct aids</b>  | <b>30 369.054</b> | <b>31 414.469</b> | <b>32 794.095</b> | <b>33 825.039</b> | <b>36 830.388</b> |
| 05 03 02 01   | Crop area payments  | 1 488.598         | 1 432.236         | 1 448.669         | 1 434.867         | 3.754             |
| 05 03 02 03   | Supplementary aid for durum wheat: non-traditional production zones                     | 0.001             | -                 | -                 | -                 | -                 |
| 05 03 02 04   | Supplementary aid for durum wheat: traditional production zones                         | 55.825            | 46.105            | 49.060            | 47.455            | -0.634            |
| 05 03 02 05   | Production aid for seeds  | 22.036            | 20.044            | 23.166            | 25.127            | 23.216            |
| 05 03 02 06   | Suckler-cow premium   | 1 179.084         | 1 153.842         | 1 153.142         | 1 139.054         | 931.759           |
| 05 03 02 07   | Additional suckler-cow premium  | 55.971            | 51.777            | 51.724            | 51.566            | 50.119            |
| 05 03 02 08   | Beef special premium  | 99.107            | 90.500            | 90.641            | 92.119            | 71.615            |
| 05 03 02 09   | Beef slaughter premium — Calves   | 126.518           | 121.005           | 117.618           | 114.699           | 7.665             |
| 05 03 02 10   | Beef slaughter premium — Adults   | 235.939           | 224.140           | 221.276           | 218.049           | 51.636            |
| 05 03 02 11   | Beef extensification premium  | 12.152            | -                 | -                 | -                 | -                 |
| 05 03 02 12   | Additional payments to beef producers   | 4.330             | -                 | -                 | -                 | -                 |
| 05 03 02 13   | Sheep and goat premium  | 251.685           | 239.900           | 232.869           | 246.946           | 23.053            |
| 05 03 02 14   | Sheep and goat supplementary premium  | 78.173            | 74.151            | 72.391            | 74.767            | 7.020             |
| 05 03 02 15   | Additional payments in the sheep and goat sector  | 0.135             | -                 | -                 | -                 | -                 |
| 05 03 02 16   | Dairy premium   | 438.208           | 0.189             | -                 | -                 | -                 |
| 05 03 02 17   | Additional payments for milk producers  | 198.875           | 0.055             | -                 | -                 | -                 |
| 05 03 02 18   | Payments to starch potato producers   | 88.664            | 103.507           | 103.238           | 103.818           | 81.221            |
| 05 03 02 19   | Area aid for rice   | 173.033           | 168.102           | 164.364           | 168.912           | 154.271           |
| 05 03 02 21   | Aid for olive groves  | 119.276           | 99.410            | 96.040            | 97.345            | 2.442             |
| 05 03 02 22   | Tobacco premium   | 335.542           | 301.423           | 300.612           | 295.845           | 0.257             |
| 05 03 02 23   | Hops area aid   | 2.659             | 2.467             | 2.485             | 2.516             | 0.000             |
| 05 03 02 24   | Specific quality premium for durum wheat  | 82.280            | 79.191            | 87.675            | 80.676            | 0.246             |
| 05 03 02 25   | Protein crop premium  | 58.200            | 42.559            | 32.942            | 42.671            | 49.640            |
| 05 03 02 26   | Area payments for nuts  | 89.539            | 86.494            | 92.207            | 94.026            | 87.644            |
| 05 03 02 27   | Aid for energy crops  | 53.930            | 72.111            | 53.697            | 73.696            | 1.189             |
| 05 03 02 28   | Aid for silkworms   | 0.608             | 0.548             | 0.446             | 0.436             | 0.403             |
| 05 03 02 29   | Area aid for dried grapes   | 113.242           | 111.928           | 0.032             | -                 | -                 |
| 05 03 02 30   | Compensatory aid for bananas  | 121.572           | -                 | -                 | -                 | -                 |
| 05 03 02 36   | Payments for specific types of farming and quality production                           | 419.580           | 422.876           | 428.728           | 434.091           | 123.321           |
| 05 03 02 38   | Transitional aid for sugar beet growers   | 2.163             | -                 | -                 | -                 | -                 |
| 05 03 02 39   | Additional amount for sugar beet and cane producers                                     | 17.168            | 25.157            | 22.870            | 51.614            | 45.225            |
| 05 03 02 40   | Area aid for cotton   | 254.464           | 247.548           | 216.879           | 221.737           | 247.266           |
| 05 03 02 41   | Transitional fruit and vegetables payment — Tomatoes                                    | -                 | -                 | 144.221           | 141.448           | 139.349           |
| 05 03 02 42   | Transitional fruit and vegetables payment — Other products than tomatoes                | -                 | -                 | 149.247           | 157.733           | 55.666            |
| 05 03 02 43   | Transitional soft fruit payment   | -                 | -                 | 7.390             | 9.096             | 10.728            |
| 05 03 02 44   | Specific support (article 68) — Coupled direct aids                                     | -                 | -                 | -                 | -                 | 747.991           |
| 05 03 02 50   | POSEI — Community support programmes  | 63.766            | 372.256           | 375.202           | 386.198           | 415.970           |
| 05 03 02 51   | POSEI — Other direct aids and earlier regimes   | 3.792             | 21.191            | 20.898            | 21.025            | 0.138             |
| 05 03 02 52   | POSEI — Aegean Islands  | 13.528            | 16.792            | 16.479            | 18.487            | 17.274            |
| 05 03 02 99   | Other (direct aids)   | 1.159             | -7.096            | 1.385             | 1.002             | -2.402            |
| <b>05 03 02</b>   | <b>Other direct aids</b>  | <b>6 260.802</b>  | <b>5 620.408</b>  | <b>5 777.592</b>  | <b>5 847.022</b>  | <b>3 347.044</b>  |
| 05 03 03 00   | Additional amounts of aid   | 434.037           | 533.700           | 542.232           | 3.670             | 0.597             |
| <b>05 03 03</b>   | <b>Additional amounts of aid</b>  | <b>434.037</b>    | <b>533.700</b>    | <b>542.232</b>    | <b>3.670</b>      | <b>0.597</b>      |
| 05 03 04 00   | Ancillary direct aids (outstanding balances, small producers, agrimonetary aids)        | -18.063           | -                 | -                 | -                 | -                 |
| <b>05 03 04</b>   | <b>Ancillary direct aids (outstanding balances, small producers, agrimonetary aids)</b> | <b>-18.063</b>    | <b>-</b>          | <b>-</b>          | <b>-</b>          | <b>-</b>          |
| EXPENDITURE funded by budget current financial year appropriations - Fund source C1               |   | 37 044.668        | 36 771.702        | 37 778.700        | 39 430.879        | 39 676.534        |
| EXPENDITURE funded by assigned revenue collected in current financial year - Fund source C4       |   | 1.162             | -                 | 204.845           | 104.173           | -                 |
| EXPENDITURE funded by assigned revenue carried over from previous financial year - Fund source C5 |   | -                 | 796.875           | 1 130.374         | 140.679           | 501.496           |
| <b>TOTAL EAGF DIRECT AIDS EXPENDITURE</b>   |   | <b>37 045.830</b> | <b>37 568.577</b> | <b>39 113.919</b> | <b>39 675.731</b> | <b>40 178.030</b> |

ANNEX 26

EVOLUTION OF EAGF DIRECT AIDS EXPENDITURE BY SECTOR

2007 to 2011 Financial years

| Commitment Appropriations                                    |                  |                  |                  |                  |                  | In EUR million |
|--|------------------|------------------|------------------|------------------|------------------|----------------|
| SECTOR   | 2007             | 2008             | 2009             | 2010             | 2011             |                |
|  | 30 803.09        | 31 948.17        | 33 336.33        | 33 828.71        | 36 830.99        |                |
| <b>SPS (single payment scheme)</b>                           | <b>28 119.33</b> | <b>28 233.84</b> | <b>28 805.56</b> | <b>29 070.90</b> | <b>31 081.83</b> |                |
| <b>SAPS (single area payment scheme)</b>                     | <b>2 082.98</b>  | <b>2 974.39</b>  | <b>3 723.44</b>  | <b>4 460.93</b>  | <b>5 084.28</b>  |                |
| <b>Separate sugar payment</b>                                | <b>166.74</b>    | <b>206.25</b>    | <b>252.94</b>    | <b>281.03</b>    | <b>270.21</b>    |                |
| <b>Separate fruit and vegetables payment</b>                 | -                | -                | <b>12.16</b>     | <b>12.18</b>     | <b>12.18</b>     |                |
| <b>Specific support (article 68) – Decoupled direct aids</b> | -                | -                | -                | -                | <b>381.89</b>    |                |
| <b>Additional amounts of aid</b>                             | <b>434.04</b>    | <b>533.70</b>    | <b>542.23</b>    | <b>3.67</b>      | <b>0.60</b>      |                |
|  | 6 242.74         | 5 620.41         | 5 777.59         | 5 847.02         | 3 347.04         |                |
| <b>CEREALS</b>   | <b>1 922.67</b>  | <b>1 854.63</b>  | <b>1 672.04</b>  | <b>1 679.36</b>  | <b>54.20</b>     |                |
| <b>SUGAR</b>   | <b>41.87</b>     | <b>51.76</b>     | <b>22.87</b>     | <b>51.61</b>     | <b>45.22</b>     |                |
| <b>OLIVE OIL</b>   | <b>144.97</b>    | <b>126.28</b>    | <b>96.04</b>     | <b>97.35</b>     | <b>2.44</b>      |                |
| <b>FRUITS AND VEGETABLES</b>                                 | <b>413.02</b>    | <b>301.93</b>    | <b>496.34</b>    | <b>506.12</b>    | <b>374.61</b>    |                |
| <b>RICE</b>  | <b>173.18</b>    | <b>168.24</b>    | <b>164.36</b>    | <b>168.91</b>    | <b>154.27</b>    |                |
| <b>SEEDS</b>   | <b>22.04</b>     | <b>20.04</b>     | <b>23.17</b>     | <b>25.13</b>     | <b>23.22</b>     |                |
| <b>HOPS</b>  | <b>2.66</b>      | <b>2.47</b>      | <b>2.49</b>      | <b>2.52</b>      | <b>0.00</b>      |                |
| <b>SILKWORMS</b>   | <b>0.61</b>      | <b>0.55</b>      | <b>0.45</b>      | <b>0.44</b>      | <b>0.40</b>      |                |
| <b>COTTON</b>  | <b>266.99</b>    | <b>260.65</b>    | <b>216.88</b>    | <b>221.74</b>    | <b>247.27</b>    |                |
| <b>TOBACCO</b>   | <b>344.94</b>    | <b>310.45</b>    | <b>300.61</b>    | <b>295.85</b>    | <b>0.26</b>      |                |
| <b>MILK AND MILK PRODUCTS</b>                                | <b>655.66</b>    | <b>18.78</b>     | <b>0.00</b>      | <b>0.00</b>      | -                |                |
| <b>BEEF AND VEAL</b>   | <b>1 836.59</b>  | <b>1 766.54</b>  | <b>1 634.40</b>  | <b>1 615.49</b>  | <b>1 112.79</b>  |                |
| <b>SHEEPMEAT AND GOATMEAT</b>                                | <b>350.52</b>    | <b>333.63</b>    | <b>305.26</b>    | <b>321.71</b>    | <b>30.07</b>     |                |
| <b>PIGMEAT, EGGS AND POULTRY</b>                             | -                | -                | -                | <b>0.00</b>      | -                |                |
| <b>POSEI</b>   | <b>81.09</b>     | <b>410.24</b>    | <b>412.58</b>    | <b>425.71</b>    | <b>433.38</b>    |                |
| <b>OTHER PRODUCTS</b>  | <b>-14.05</b>    | <b>-5.78</b>     | <b>1.39</b>      | <b>1.00</b>      | <b>-2.40</b>     |                |
| <b>SPECIFIC TYPES OF FARMING &amp; QUALITY PRODUCTION *</b>  | -                | -                | <b>428.73</b>    | <b>434.09</b>    | <b>123.32</b>    |                |
| <b>SPECIFIC SUPPORT (ARTICLE 68) - COUPLED DIRECT AIDS</b>   | -                | -                | -                | -                | <b>747.99</b>    |                |
| <b>TOTAL DIRECT AIDS</b>                                     | <b>37 045.83</b> | <b>37 568.58</b> | <b>39 113.92</b> | <b>39 675.73</b> | <b>40 178.03</b> |                |

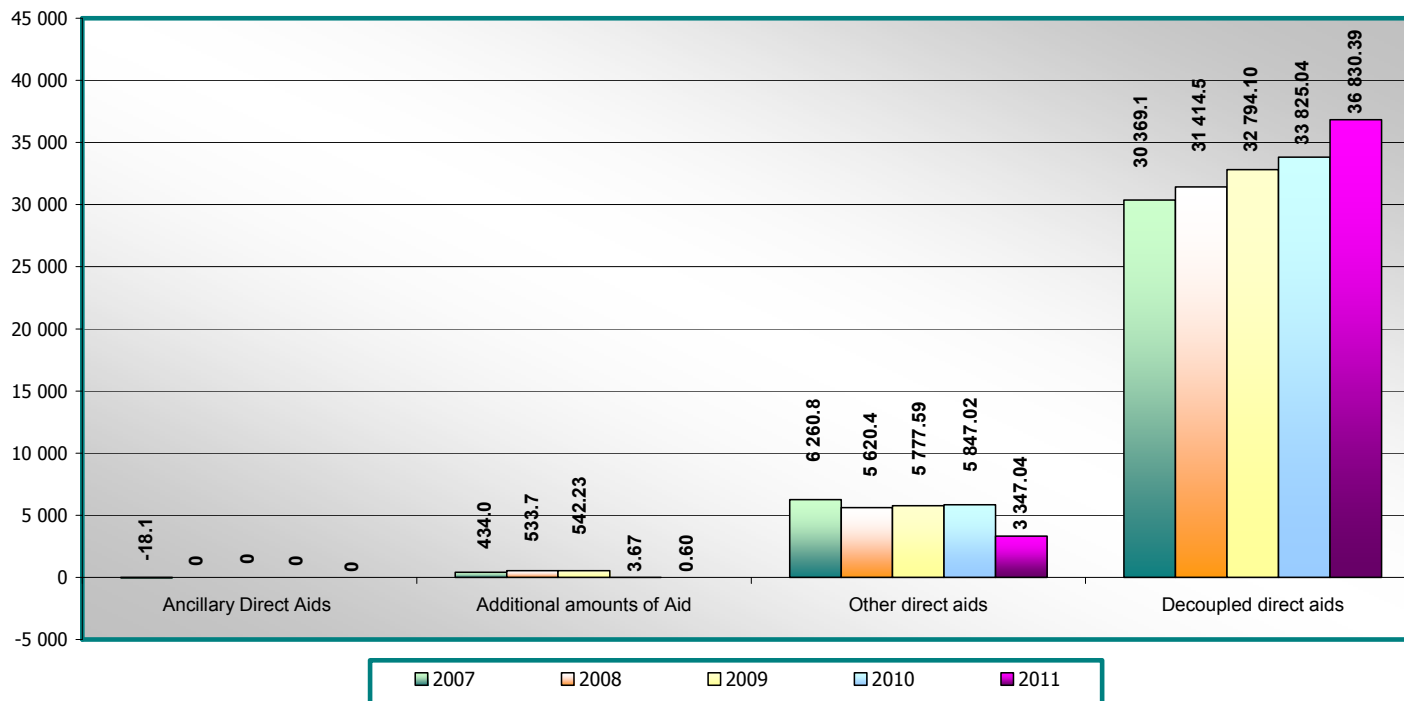
\* For Financial years 2007 and 2008, this payment amount is included in each concerned sector

ANNEX 27

EVOLUTION OF EAGF DIRECT AIDS EXPENDITURE BY ARTICLE

2007 to 2011 Financial years

| Commitment Appropriations            |  | in EUR million   |                  |                  |                  |                  |
|--------------------------------------|--|------------------|------------------|------------------|------------------|------------------|
| BUDGET LINE                          | MEASURE  | 2007             | 2008             | 2009             | 2010             | 2011             |
| 05 03 01                             | Decoupled direct aids  | 30 369.05        | 31 414.47        | 32 794.10        | 33 825.04        | 36 830.39        |
| 05 03 02                             | Other direct aids  | 6 260.80         | 5 620.41         | 5 777.59         | 5 847.02         | 3 347.04         |
| 05 03 03                             | Additional amounts of aid  | 434.04           | 533.70           | 542.23           | 3.67             | 0.60             |
| 05 03 04                             | Ancillary direct aids (outstanding balances, small producers, agrimonetary aids) | -18.06           | -                | -                | -                | -                |
| <b>TOTAL DIRECT AIDS EXPENDITURE</b> |  | <b>37 045.83</b> | <b>37 568.58</b> | <b>39 113.92</b> | <b>39 675.73</b> | <b>40 178.03</b> |



ANNEX 28

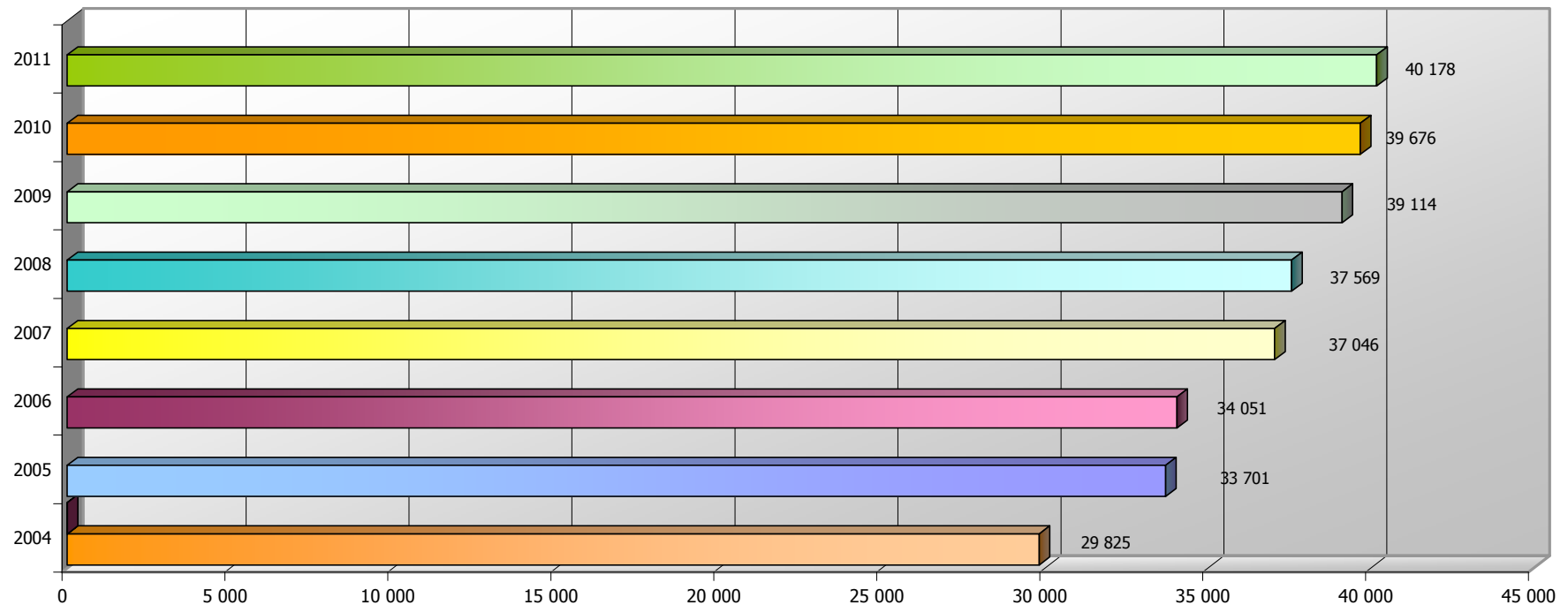
TOTAL EXPENDITURE FOR DIRECT AIDS - 2004 TO 2011 FINANCIAL YEARS

Commitment Appropriations

In EUR million

|   | 2004             | 2005             | 2006             | 2007             | 2008             | 2009             | 2010             | 2011             |
|---|------------------|------------------|------------------|------------------|------------------|------------------|------------------|------------------|
| <b>Total DIRECT AIDS EXPENDITURE</b>  | <b>29 824.54</b> | <b>33 700.80</b> | <b>34 051.30</b> | <b>37 045.83</b> | <b>37 568.58</b> | <b>39 113.92</b> | <b>39 675.73</b> | <b>40 178.03</b> |
| <b>Of which:</b>  |                  |                  |                  |                  |                  |                  |                  |                  |
| EAGF EXPENDITURE funded by initial budget appropriations - Fund source C1                         | 29 824.54        | 33 700.80        | 34 051.30        | 37 044.67        | 36 771.70        | 37 778.70        | 39 430.88        | 39 676.53        |
| EAGF EXPENDITURE funded by assigned revenue collected in the financial year - Fund source C4      | -                | -                | -                | 1.16             | -                | 204.85           | 104.17           | -                |
| EAGF EXPENDITURE funded by assigned revenue carried over previous financial year - Fund source C5 | -                | -                | -                | -                | 796.88           | 1 130.37         | 140.68           | 501.50           |

EVOLUTION OF DIRECT AIDS EXPENDITURE - 2004 to 2011 Financial years



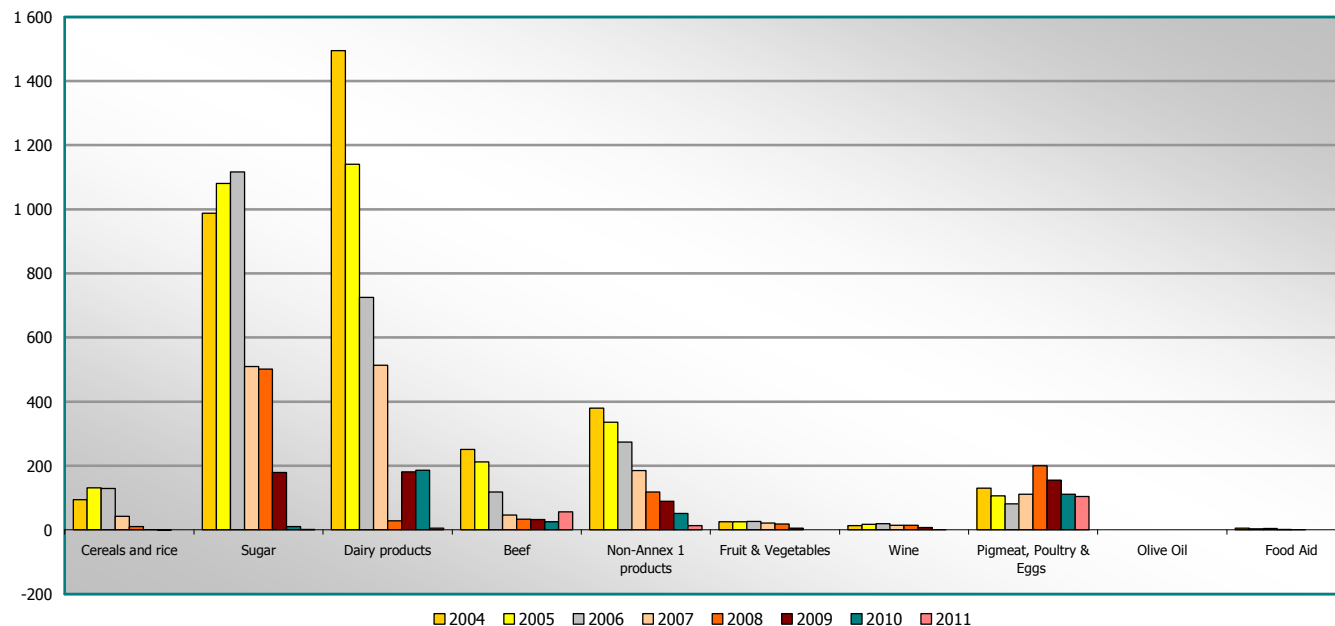
ANNEX 29

EVOLUTION OF EAGF EXPORT REFUNDS EXPENDITURE by SECTOR - 2004 to 2011 Financial years

Commitment Appropriations

In EUR million

| Sector                                  | 2004           |       | 2005           |       | 2006           |       | 2007           |       | 2008         |       | 2009         |       | 2010         |       | 2011         |       |
|---|----------------|-------|----------------|-------|----------------|-------|----------------|-------|--------------|-------|--------------|-------|--------------|-------|--------------|-------|
| Cereals and rice                        | 94.9           | 2.8%  | 131.0          | 4.3%  | 128.7          | 5.2%  | 41.9           | 2.9%  | 9.7          | 1.0%  | 0.8          | 0.1%  | -0.4         | -0.1% | 0.1          | 0.0%  |
| Sugar                                   | 988.3          | 29.2% | 1 080.6        | 35.4% | 1 116.9        | 44.8% | 509.3          | 35.3% | 501.3        | 54.2% | 179.1        | 27.6% | 9.8          | 2.5%  | 1.5          | 0.8%  |
| Dairy products                          | 1 494.9        | 44.2% | 1 140.8        | 37.4% | 724.9          | 29.1% | 513.4          | 35.5% | 28.8         | 3.1%  | 181.1        | 27.9% | 186.4        | 48.4% | 5.4          | 3.0%  |
| Beef                                    | 250.8          | 7.4%  | 212.0          | 6.9%  | 118.4          | 4.7%  | 46.2           | 3.2%  | 33.1         | 3.6%  | 31.6         | 4.9%  | 25.3         | 6.6%  | 55.8         | 31.1% |
| Non-Annex 1 products                    | 380.3          | 11.2% | 335.4          | 11.0% | 274.1          | 11.0% | 185.2          | 12.8% | 118.1        | 12.8% | 89.7         | 13.8% | 51.3         | 13.3% | 12.7         | 7.1%  |
| Fruit & Vegetables                      | 25.8           | 0.8%  | 25.3           | 0.8%  | 26.4           | 1.1%  | 21.7           | 1.5%  | 18.6         | 2.0%  | 5.2          | 0.8%  | 0.4          | 0.1%  | 0.0          | 0.0%  |
| Wine                                    | 13.1           | 0.4%  | 17.3           | 0.6%  | 19.2           | 0.8%  | 14.0           | 1.0%  | 14.5         | 1.6%  | 7.3          | 1.1%  | 0.7          | 0.2%  | 0.3          | 0.2%  |
| Pigmeat, Poultry & Eggs                 | 130.6          | 3.9%  | 106.2          | 3.5%  | 80.6           | 3.2%  | 111.2          | 7.7%  | 200.5        | 21.7% | 154.7        | 23.8% | 111.4        | 28.9% | 103.6        | 57.7% |
| Olive Oil                               | 0.0            | 0.0%  | -0.1           | 0.0%  | 0.0            | 0.0%  | 0.2            | 0.0%  | 0.0          | 0.0%  | 0.0          | 0.0%  | 0.0          | 0.0%  | 0.0          | 0.0%  |
| Food Aid                                | 5.6            | 0.2%  | 3.4            | 0.1%  | 4.4            | 0.2%  | 1.6            | 0.1%  | 0.6          | 0.1%  | 0.0          | 0.0%  | 0.1          | 0.0%  | 0.0          | 0.0%  |
| <b>Total Export Refunds Expenditure</b> | <b>3 384.2</b> |       | <b>3 051.9</b> |       | <b>2 493.6</b> |       | <b>1 444.7</b> |       | <b>925.4</b> |       | <b>649.5</b> |       | <b>385.1</b> |       | <b>179.4</b> |       |



ANNEX 30

EVOLUTION OF EAGF EXPORT REFUNDS EXPENDITURE BY MEMBER STATE - 2006 to 2011 Financial years <sup>(1)</sup>

| Commitment Appropriations               |                  | in EUR million   |                |                |                |                |
|---|------------------|------------------|----------------|----------------|----------------|----------------|
| Member State                            | EU 25            | EU 27            |                |                |                |                |
|   | 2006             | 2007             | 2008           | 2009           | 2010           | 2011           |
| Belgium                                 | 348.527          | 155.604          | 122.631        | 71.905         | 36.439         | 2.641          |
| Bulgaria                                | 0.000            | 0.000            | 0.767          | 2.501          | 0.150          | 0.505          |
| Czech Republic                          | 17.970           | 12.82            | 1.666          | 5.546          | 2.794          | 0.872          |
| Denmark                                 | 133.123          | 100.294          | 70.399         | 46.828         | 29.189         | 4.748          |
| Germany                                 | 233.389          | 154.106          | 96.249         | 65.283         | 34.663         | 21.446         |
| Estonia                                 | 3.690            | 3.882            | 0.173          | 0.999          | 1.035          | 0.077          |
| Ireland                                 | 111.151          | 64.152           | 16.568         | 19.013         | 23.450         | 3.453          |
| Greece                                  | 74.694           | 30.370           | 3.065          | 0.939          | 0.067          | 0.075          |
| Spain                                   | 68.792           | 38.636           | 31.688         | 18.442         | 3.659          | 3.007          |
| France                                  | 403.945          | 281.850          | 220.792        | 141.992        | 116.946        | 85.704         |
| Italy                                   | 89.240           | 60.380           | 46.811         | 23.301         | 14.550         | 15.311         |
| Cyprus                                  | 1.598            | 1.054            | 0.247          | 0.281          | 0.235          | 0.048          |
| Latvia                                  | 1.539            | 3.210            | 0.657          | 0.551          | 0.233          | 0.005          |
| Lithuania                               | 59.612           | 33.107           | 11.396         | 10.939         | 6.165          | 4.680          |
| Luxembourg                              | 0.005            | 0.009            | 0.001          | 0.000          | 0.000          | 0.000          |
| Hungary                                 | 31.244           | 12.240           | 17.509         | 7.148          | 2.210          | 1.500          |
| Malta                                   | 0.000            | 0.204            | 0.026          | 0.000          | 0.000          | 0.000          |
| Netherlands                             | 308.085          | 197.847          | 91.482         | 104.519        | 59.461         | 8.286          |
| Austria                                 | 37.907           | 18.868           | 22.609         | 17.370         | 5.821          | 5.541          |
| Poland                                  | 140.630          | 89.197           | 118.861        | 34.633         | 13.825         | 14.391         |
| Portugal                                | 21.238           | 11.993           | 12.531         | 6.380          | 5.104          | 4.651          |
| Romania                                 | 0.000            | 0.000            | 0.023          | 0.252          | 0.067          | 0.473          |
| Slovenia                                | 4.458            | 3.251            | 0.806          | 0.629          | 0.794          | 0.545          |
| Slovakia                                | 14.535           | 4.672            | 1.448          | 0.501          | 0.716          | 0.206          |
| Finland                                 | 45.373           | 32.761           | 7.619          | 16.059         | 9.257          | 0.093          |
| Sweden                                  | 64.290           | 27.161           | 11.338         | 21.054         | 5.484          | 0.100          |
| United Kingdom                          | 278.597          | 107.007          | 18.086         | 32.468         | 12.778         | 1.075          |
| <b>TOTAL Export Refunds Expenditure</b> | <b>2 493.629</b> | <b>1 444.670</b> | <b>925.448</b> | <b>649.534</b> | <b>385.093</b> | <b>179.432</b> |

(1) 2006 : European Agricultural Guidance and Guarantee Fund-EAGGF - Guarantee Section /// 2007 - 2011 : European Agricultural Guarantee Fund-EAGF

ANNEX 31

Analytical evolution of EAGF storage expenditure 2004 - 2011 (\*)

in EUR Million

| HEADING                       | 2004            |                |                   | 2005            |                |                   | 2006            |                |                   | 2007            |                |                   |        |         |                |          |
|-------------------------------|-----------------|----------------|-------------------|-----------------|----------------|-------------------|-----------------|----------------|-------------------|-----------------|----------------|-------------------|--------|---------|----------------|----------|
|                               | Private storage | Public storage | TOTAL STORAGE & % | Private storage | Public storage | TOTAL STORAGE & % | Private storage | Public storage | TOTAL STORAGE & % | Private storage | Public storage | TOTAL STORAGE & % |        |         |                |          |
| CEREALS                       | -               | 44.72          | 44.72             | 13.87%          | -              | 441.63            | 441.63          | 51.87%         | -                 | 337.91          | 337.91         | 44.65%            | -      | -225.83 | -225.83        | 211.63%  |
| RICE                          | -               | 47.65          | 47.65             | 14.78%          | -              | 2.35              | 2.35            | 0.28%          | -                 | -3.25           | -3.25          | -0.43%            | -      | -0.75   | -0.75          | 0.70%    |
| SUGAR                         | -0.05           | -              | -0.05             | -0.02%          | -              | 232.37            | 232.37          | 27.29%         | 0.02              | 134.44          | 134.46         | 17.77%            | -      | -87.05  | -87.05         | 81.58%   |
| OLIVE OIL                     | -               | 0.14           | 0.14              | 0.04%           | -              | -                 | -               | -              | -                 | -               | -              | -                 | -      | -       | -              | -        |
| FIBRE FLAX AND HEMP           | -               | -              | -                 | -               | 0.33           | -                 | 0.33            | 0.04%          | -1.43             | -               | -1.43          | -0.19%            | 0.56   | -       | 0.56           | -0.52%   |
| FRUIT AND VEGETABLES          | 0.12            | -              | 0.12              | 0.04%           | 0.40           | -                 | 0.40            | 0.05%          | 0.38              | -               | 0.38           | 0.05%             | 0.41   | -       | 0.41           | -0.38%   |
| WINE-GROWING SECTOR / ALCOHOL | 57.20           | 145.99         | 203.19            | 63.03%          | 75.60          | 179.15            | 254.75          | 29.92%         | 99.85             | 188.55          | 288.40         | 38.10%            | 96.68  | 145.47  | 242.15         | -226.92% |
| TOBACCO                       | -               | -              | -                 | -               | -              | -                 | -               | -              | -                 | -               | -              | -                 | -      | -       | -              | -        |
| MILK PRODUCTS                 | 57.19           | -52.21         | 4.98              | 1.54%           | 61.58          | -145.97           | -84.39          | -9.91%         | 56.84             | -56.73          | 0.11           | 0.01%             | 38.40  | -74.60  | -36.20         | 33.92%   |
| BEEF MEAT                     | 0.10            | -8.53          | -8.43             | -2.61%          | -              | -0.13             | -0.13           | -0.02%         | -                 | -               | -              | -                 | -      | -       | -              | -        |
| SHEEP AND GOAT MEAT           | -               | -              | -                 | -               | -              | -                 | -               | -              | -                 | -               | -              | -                 | -      | -       | -              | -        |
| PIG MEAT                      | 30.02           | -              | 30.02             | 9.31%           | 4.15           | -                 | 4.15            | 0.49%          | -                 | -               | -              | -                 | -      | -       | -              | -        |
| FISHERY PRODUCTS              | 0.05            | -              | 0.05              | 0.02%           | 0.02           | -                 | 0.02            | 0.00%          | 0.30              | -               | 0.30           | 0.04%             | -      | -       | -              | -        |
|                               | 144.63          | 177.76         |                   |                 | 142.08         | 709.40            |                 |                | 155.96            | 600.92          |                |                   | 136.05 | -242.76 |                |          |
| <b>TOTAL</b>                  |                 |                | <b>322.39</b>     |                 |                | <b>851.48</b>     |                 |                |                   |                 | <b>756.88</b>  |                   |        |         | <b>-106.71</b> |          |

in EUR Million

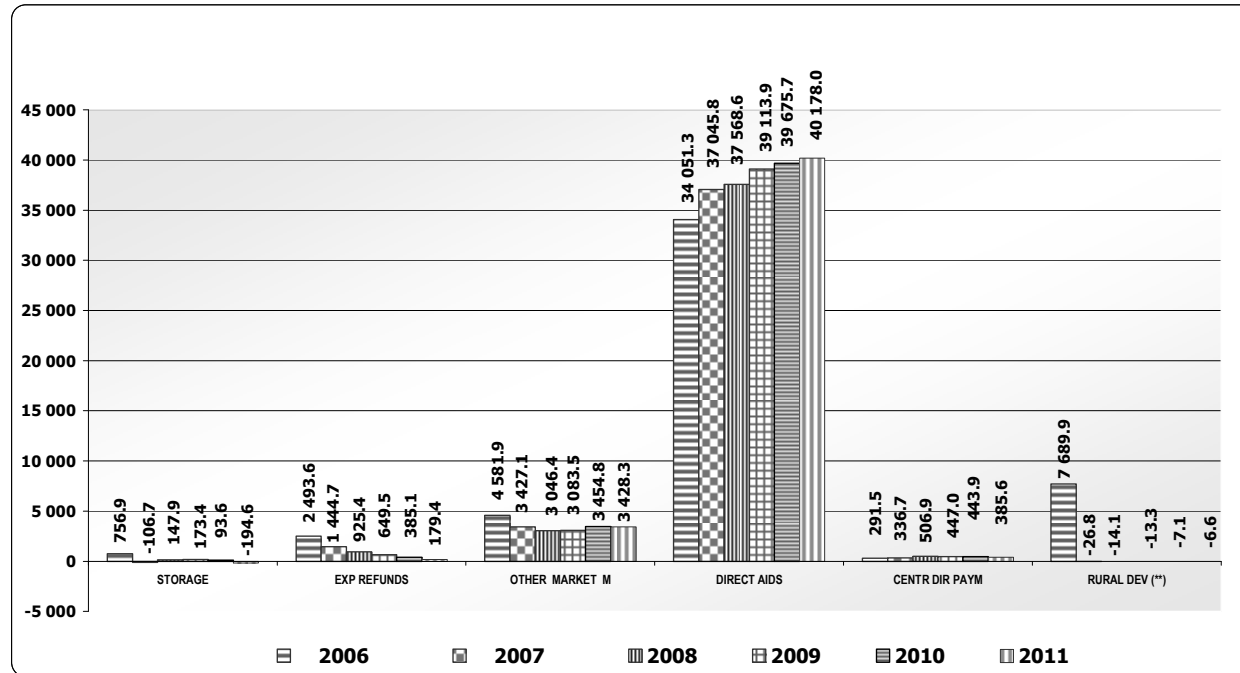
| HEADING                       | 2008            |                |                   | 2009            |                |                   | 2010            |                |                   | 2011            |                |                   |       |         |                |         |
|-------------------------------|-----------------|----------------|-------------------|-----------------|----------------|-------------------|-----------------|----------------|-------------------|-----------------|----------------|-------------------|-------|---------|----------------|---------|
|                               | Private storage | Public storage | TOTAL STORAGE & % | Private storage | Public storage | TOTAL STORAGE & % | Private storage | Public storage | TOTAL STORAGE & % | Private storage | Public storage | TOTAL STORAGE & % |       |         |                |         |
| CEREALS                       | -               | -100.73        | -100.73           | -68.11%         | -              | 24.08             | 24.08           | 13.88%         | -                 | 95.72           | 95.72          | 102.27%           | -     | -189.47 | -189.47        | 97.35%  |
| RICE                          | -               | -              | -                 | -               | -              | -                 | -               | -              | -                 | -               | -              | -                 | -     | -       | -              | -       |
| SUGAR                         | -               | -26.75         | -26.75            | -18.09%         | -              | -32.37            | -32.37          | -18.66%        | -                 | 0.43            | 0.43           | 0.46%             | -     | 0.00    | 0.00           | 0.00%   |
| OLIVE OIL                     | -               | 0.01           | 0.01              | 0.01%           | -              | -                 | -               | -              | 7.93              | -               | 7.93           | 8.47%             | -     | -       | -              | -       |
| FIBRE FLAX AND HEMP           | 1.87            | -              | 1.87              | 1.26%           | 0.41           | -                 | 0.41            | 0.23%          | 0.05              | -               | 0.05           | 0.05%             | 1.25  | -       | 1.25           | -0.64%  |
| FRUIT AND VEGETABLES          | 0.09            | -              | 0.09              | 0.06%           | 0.03           | -                 | 0.03            | 0.02%          | -                 | -               | -              | -                 | -     | -       | -              | -       |
| WINE-GROWING SECTOR / ALCOHOL | 88.34           | 113.81         | 202.15            | 136.68%         | 41.29          | 29.55             | 70.84           | 40.85%         | 1.20              | 11.06           | 12.26          | 13.10%            | 0.31  | 1.62    | 1.92           | -0.99%  |
| TOBACCO                       | -               | -              | -                 | -               | -              | -                 | -               | -              | -                 | -               | -              | -                 | -     | -       | -              | -       |
| MILK PRODUCTS                 | 34.24           | -              | 34.24             | 23.15%          | 37.67          | 69.17             | 106.84          | 61.60%         | 13.23             | -36.52          | -23.29         | -24.88%           | 8.25  | -72.91  | -64.67         | 33.22%  |
| BEEF MEAT                     | -               | -              | -                 | -               | -              | 0.00              | 0.00            | 0.00%          | -                 | -               | -              | -                 | 0.01  | -       | 0.01           | 0.00%   |
| SHEEP AND GOAT MEAT           | -               | -              | -                 | -               | -              | -                 | -               | -              | -                 | -               | -              | -                 | -     | -       | -              | -       |
| PIG MEAT                      | 37.01           | -              | 37.01             | 25.02%          | 3.62           | -                 | 3.62            | 2.08%          | 0.49              | -               | 0.49           | 0.52%             | 56.32 | -       | 56.32          | -28.94% |
| FISHERY PRODUCTS              | -               | -              | -                 | -               | -              | -                 | -               | -              | -                 | -               | -              | -                 | -     | -       | -              | -       |
|                               | 161.55          | -13.66         |                   |                 | 83.01          | 90.43             |                 |                | 22.89             | 70.69           |                |                   | 66.13 | -260.77 |                |         |
| <b>TOTAL</b>                  |                 |                | <b>147.90</b>     |                 |                | <b>173.44</b>     |                 |                |                   |                 | <b>93.59</b>   |                   |       |         | <b>-194.63</b> |         |

(\*) Financial years 2004 to 2006, European Agricultural Guidance and Guarantee Fund-Guarantee Section (EAGGF); Financial years 2007 to 2011, European Agricultural Guarantee Fund (EAGF)



ANNEX 32

EVOLUTION of THE BREAKDOWN of EAGF EXPENDITURE - 2006 to 2011 Financial years\*



Commitment Appropriations

in EUR Million

| FINANCIAL YEAR (*) | BUDGET EXECUTION |          | STORAGE | EXPORT REFUNDS | DIRECT AIDS | OTHER MARKET MEASURES | CENTRALISED DIRECT PAYMENTS (**) | RURAL DEVELOPMENT (***) |
|--------------------|------------------|----------|---------|----------------|-------------|-----------------------|----------------------------------|-------------------------|
|                    | 1a               | 1b       |         |                |             |                       |                                  |                         |
| 2006               | 42 175.3         | 7 689.9  | 756.9   | 2 493.6        | 34 051.3    | 4 581.9               | 291.5                            | 7 689.9                 |
| 2007               |                  | 42 120.9 | -106.7  | 1 444.7        | 37 045.8    | 3 427.1               | 336.7                            | -26.8                   |
| 2008               |                  | 42 181.2 | 147.9   | 925.4          | 37 568.6    | 3 046.4               | 506.9                            | -14.1                   |
| 2009               |                  | 43 454.1 | 173.4   | 649.5          | 39 113.9    | 3 083.5               | 447.0                            | -13.3                   |
| 2010               |                  | 44 046.0 | 93.6    | 385.1          | 39 675.7    | 3 454.8               | 443.9                            | -7.1                    |
| 2011               |                  | 43 970.1 | -194.6  | 179.4          | 40 178.0    | 3 428.3               | 385.6                            | -6.6                    |

(\*) For the financial year 2006: European Agricultural Guidance and Guarantee Fund-Guarantee Section (EAGGF), under Heading 1, of which sub-Heading 1a concerned Market Measures and Direct Aids and sub-Heading 1b concerned Rural Development (financed by Guarantee Section of EAGGF).

(\*\*) Up to 2010 referred to as "Direct expenditure".

(\*\*\*) RURAL DEVELOPMENT financed by the ex-European Agricultural Guidance and Guarantee Fund-Guarantee section (EAGGF) - Programming period 2000-2006.

ANNEX 33  
 EXPENDITURE CHARGED AGAINST THE 2011 BUDGET  
 DETAILS by ITEM and by MEMBER STATE

In EUR million

| Budget Line          | Fund source | Item   | BE  | BG  | CZ  | DK  | DE   | EE  | IE | EL | ES | FR  | IT  | CY  | LV  | LT  | LU | HU  | MT | NL | AT  | PL  | PT | RO  | SI | SK  | FI  | SE  | UK  | CE         | TOTAL        |
|----------------------|-------------|--|-----|-----|-----|-----|------|-----|----|----|----|-----|-----|-----|-----|-----|----|-----|----|----|-----|-----|----|-----|----|-----|-----|-----|-----|------------|--------------|
| 05 01 04 01 361A 301 | C1          | Monitoring and preventive measures - direct payments by the EC                                       | -   | -   | -   | -   | -    | -   | -  | -  | -  | -   | -   | -   | -   | -   | -  | -   | -  | -  | -   | -   | -  | -   | -  | -   | -   | -   | -   | 8.4        | 8.442        |
| 05 01 04 01          | C1          | European Agriculture Guarantee Fund (EAGF) — Non-operational technical assistance                    | -   | -   | -   | -   | -    | -   | -  | -  | -  | -   | -   | -   | -   | -   | -  | -   | -  | -  | -   | -   | -  | -   | -  | -   | -   | -   | -   | 8.4        | 8.442        |
| 05 01 04             | C1          | Support expenditure for operations of Agriculture and rural development policy area                  | -   | -   | -   | -   | -    | -   | -  | -  | -  | -   | -   | -   | -   | -   | -  | -   | -  | -  | -   | -   | -  | -   | -  | -   | -   | -   | -   | 8.4        | 8.442        |
| <b>05 01</b>         | <b>C1</b>   | <b>Administrative expenditure of Agriculture and rural development policy area</b>                   | -   | -   | -   | -   | -    | -   | -  | -  | -  | -   | -   | -   | -   | -   | -  | -   | -  | -  | -   | -   | -  | -   | -  | -   | -   | -   | -   | <b>8.4</b> | <b>8.442</b> |
| 05 02 01 01 1000 016 |             | Refunds common wheat grain and flour - marketing year 06/07 and earlier                              | -   | -   | -   | -   | -    | -   | -  | -  | -  | -   | -   | -   | -   | -   | -  | -   | -  | -  | -   | -   | -  | -   | -  | -   | -   | -   | -   | -          | -            |
| 05 02 01 01 1001 015 |             | Refunds barley grain and malt - marketing year 05/06 and earlier                                     | -   | -   | -   | -   | -    | -   | -  | -  | -  | -   | -   | -   | -   | -   | -  | -   | -  | -  | -   | -   | -  | -   | -  | -   | -   | -   | -   | -          | -            |
| 05 02 01 01 1003 057 | C1          | (others) - marketing year 07/08 and earlier - R.1784/03, Art.13-18                                   | -   | -   | -   | -   | -    | -   | -  | -  | -  | -   | -   | 0.1 | -   | -   | -  | -   | -  | -  | -   | -   | -  | -   | -  | -   | -   | -   | -   | -          | 0.052        |
| 05 02 01 01 1003 057 | NA          | (others) - marketing year 07/08 and earlier - R.1784/03, Art.13-18                                   | -   | -   | -   | -   | -    | -   | -  | -  | -  | -   | -   | -   | -   | -   | -  | -   | -  | -  | -   | -   | -  | -   | -  | -   | -   | -   | -   | -          | -            |
| 05 02 01 01 1003 057 |             | (others) - marketing year 07/08 and earlier - R.1784/03, Art.13-18                                   | -   | -   | -   | -   | -    | -   | -  | -  | -  | -   | 0.1 | -   | -   | -   | -  | -   | -  | -  | -   | -   | -  | -   | -  | -   | -   | -   | -   | -          | 0.052        |
| 05 02 01 01 1003 065 |             | Wheat starch - marketing year 07/08 and earlier - R.1784/03, Art.13-18                               | -   | -   | -   | -   | -    | -   | -  | -  | -  | -   | -   | -   | -   | -   | -  | -   | -  | -  | -   | -   | -  | -   | -  | -   | -   | -   | -   | -          | -            |
| 05 02 01 01 1003 075 |             | Potato starch - marketing year 07/08 and earlier - R.1784/03, Art.13-18                              | -   | -   | -   | -   | -    | -   | -  | -  | -  | -   | -   | -   | -   | -   | -  | -   | -  | -  | -   | -   | -  | -   | -  | -   | -   | -   | -   | -          | -            |
| 05 02 01 01 1003 085 |             | Maize starch - marketing year 07/08 and earlier - R.1784/03, Art.13-18                               | -   | -   | -   | -   | -    | -   | -  | -  | -  | -   | -   | -   | -   | -   | -  | -   | -  | -  | -   | -   | -  | -   | -  | -   | -   | -   | -   | -          | -            |
| 05 02 01 01 1003 095 |             | Other starches (from other cereals and rice) marketing year 07/08 and earlier - R.1784/03, Art.13-18 | -   | -   | -   | -   | -    | -   | -  | -  | -  | -   | -   | -   | -   | -   | -  | -   | -  | -  | -   | -   | -  | -   | -  | -   | -   | -   | -   | -          | -            |
| 05 02 01 01          | C1          | Export refunds for cereals   | -   | -   | -   | -   | -    | -   | -  | -  | -  | -   | 0.1 | -   | -   | -   | -  | -   | -  | -  | -   | -   | -  | -   | -  | -   | -   | -   | -   | -          | 0.052        |
| 05 02 01 01          | NA          | Export refunds for cereals   | -   | -   | -   | -   | -    | -   | -  | -  | -  | -   | -   | -   | -   | -   | -  | -   | -  | -  | -   | -   | -  | -   | -  | -   | -   | -   | -   | -          | -            |
| 05 02 01 01          |             | Export refunds for cereals   | -   | -   | -   | -   | -    | -   | -  | -  | -  | -   | 0.1 | -   | -   | -   | -  | -   | -  | -  | -   | -   | -  | -   | -  | -   | -   | -   | -   | -          | 0.052        |
| 05 02 01 02 1011 001 | C1          | Technical costs of public storage - bread-making wheat - R.1234/07, Art.10(1)a                       | -   | 0.0 | 0.3 | -   | -    | -   | -  | -  | -  | -   | -   | -   | -   | 0.0 | -  | 1.1 | -  | -  | -   | 0.0 | -  | -   | -  | 0.2 | 0.1 | -   | -   | -          | 1.715        |
| 05 02 01 02 1011 001 | NA          | Technical costs of public storage - bread-making wheat - R.1234/07, Art.10(1)a                       | -   | -   | -   | -   | -    | -   | -  | -  | -  | -   | -   | -   | -   | -   | -  | -   | -  | -  | -   | -   | -  | -   | -  | -   | -   | -   | -   | -          | -            |
| 05 02 01 02 1011 001 |             | Technical costs of public storage - bread-making wheat - R.1234/07, Art.10(1)a                       | -   | 0.0 | 0.3 | -   | -    | -   | -  | -  | -  | -   | -   | -   | -   | 0.0 | -  | 1.1 | -  | -  | -   | 0.0 | -  | -   | -  | 0.2 | 0.1 | -   | -   | -          | 1.715        |
| 05 02 01 02 1011 004 | C1          | Technical costs of public storage - barley - R.1234/07, Art.10(1)a                                   | 0.3 | 0.4 | 2.1 | 0.3 | 11.7 | 0.5 | -  | -  | -  | 7.8 | -   | -   | 0.2 | 0.9 | -  | 2.8 | -  | -  | 0.2 | 2.9 | -  | 0.5 | -  | 1.1 | 5.2 | 1.3 | 1.2 | -          | 39.423       |
| 05 02 01 02 1011 004 | NA          | Technical costs of public storage - barley - R.1234/07, Art.10(1)a                                   | -   | -   | -   | -   | -    | -   | -  | -  | -  | -   | -   | -   | -   | -   | -  | -   | -  | -  | -   | -   | -  | -   | -  | -   | -   | -   | -   | -          | -            |
| 05 02 01 02 1011 004 |             | Technical costs of public storage - barley - R.1234/07, Art.10(1)a                                   | 0.3 | 0.4 | 2.1 | 0.3 | 11.7 | 0.5 | -  | -  | -  | 7.8 | -   | -   | 0.2 | 0.9 | -  | 2.8 | -  | -  | 0.2 | 2.9 | -  | 0.5 | -  | 1.1 | 5.2 | 1.3 | 1.2 | -          | 39.423       |
| 05 02 01 02 1011 006 | C1          | Technical costs of public storage - maize - R.1234/07, Art.10(1)a                                    | -   | -   | -   | -   | -    | -   | -  | -  | -  | -   | -   | -   | -   | -   | -  | 0.0 | -  | -  | -   | -   | -  | -   | -  | -   | -   | -   | -   | -          | 0.010        |
| 05 02 01 02 1011 006 | NA          | Technical costs of public storage - maize - R.1234/07, Art.10(1)a                                    | -   | -   | -   | -   | -    | -   | -  | -  | -  | -   | -   | -   | -   | -   | -  | -   | -  | -  | -   | -   | -  | -   | -  | -   | -   | -   | -   | -          | -            |
| 05 02 01 02 1011 006 |             | Technical costs of public storage - maize - R.1234/07, Art.10(1)a                                    | -   | -   | -   | -   | -    | -   | -  | -  | -  | -   | -   | -   | -   | -   | -  | 0.0 | -  | -  | -   | -   | -  | -   | -  | -   | -   | -   | -   | -          | 0.010        |
| 05 02 01 02 1011 007 |             | Technical costs of public storage - sorghum - R.1234/07, Art.10(1)a                                  | -   | -   | -   | -   | -    | -   | -  | -  | -  | -   | -   | -   | -   | -   | -  | -   | -  | -  | -   | -   | -  | -   | -  | -   | -   | -   | -   | -          | -            |
| 05 02 01 02 1012 001 | C1          | Financial costs of public storage - bread-making wheat - R.1234/07, Art.10(1)a                       | -   | 0.0 | 0.0 | -   | -    | -   | -  | -  | -  | -   | -   | -   | -   | 0.0 | -  | 0.1 | -  | -  | -   | 0.0 | -  | -   | -  | 0.0 | 0.0 | -   | -   | -          | 0.130        |
| 05 02 01 02 1012 001 | NA          | Financial costs of public storage - bread-making wheat - R.1234/07, Art.10(1)a                       | -   | -   | -   | -   | -    | -   | -  | -  | -  | -   | -   | -   | -   | -   | -  | -   | -  | -  | -   | -   | -  | -   | -  | -   | -   | -   | -   | -          | -            |
| 05 02 01 02 1012 001 |             | Financial costs of public storage - bread-making wheat - R.1234/07, Art.10(1)a                       | -   | 0.0 | 0.0 | -   | -    | -   | -  | -  | -  | -   | -   | -   | -   | 0.0 | -  | 0.1 | -  | -  | -   | 0.0 | -  | -   | -  | 0.0 | 0.0 | -   | -   | -          | 0.130        |
| 05 02 01 02 1012 004 | C1          | Financial costs of public storage - barley - R.1234/07, Art.10(1)a                                   | 0.0 | 0.0 | 0.2 | 0.0 | 0.3  | -   | -  | -  | -  | 0.6 | -   | -   | -   | 0.1 | -  | 0.2 | -  | -  | 0.0 | 0.2 | -  | 0.0 | -  | 0.1 | 0.2 | 0.0 | 0.0 | -          | 2.077        |
| 05 02 01 02 1012 004 | NA          | Financial costs of public storage - barley - R.1234/07, Art.10(1)a                                   | -   | -   | -   | -   | -    | -   | -  | -  | -  | -   | -   | -   | -   | -   | -  | -   | -  | -  | -   | -   | -  | -   | -  | -   | -   | -   | -   | -          | -            |
| 05 02 01 02 1012 004 |             | Financial costs of public storage - barley - R.1234/07, Art.10(1)a                                   | 0.0 | 0.0 | 0.2 | 0.0 | 0.3  | -   | -  | -  | -  | 0.6 | -   | -   | -   | 0.1 | -  | 0.2 | -  | -  | 0.0 | 0.2 | -  | 0.0 | -  | 0.1 | 0.2 | 0.0 | 0.0 | -          | 2.077        |

ANNEX 33  
 EXPENDITURE CHARGED AGAINST THE 2011 BUDGET  
 DETAILS by ITEM and by MEMBER STATE

In EUR million

| Budget Line          | Fund source | Item  | BE   | BG   | CZ   | DK   | DE    | EE   | IE | EL   | ES    | FR   | IT    | CY  | LV   | LT   | LU | HU   | MT   | NL | AT  | PL   | PT   | RO    | SI    | SK   | FI    | SE    | UK    | CE    | TOTAL    |          |
|----------------------|-------------|---|------|------|------|------|-------|------|----|------|-------|------|-------|-----|------|------|----|------|------|----|-----|------|------|-------|-------|------|-------|-------|-------|-------|----------|----------|
| 05 02 01 02 1012 006 | C1          | Financial costs of public storage - maize - R.1234/07, Art.10(1)a                                 | -    | -    | -    | -    | -     | -    | -  | -    | -     | -    | -     | -   | -    | -    | -  | 0.0  | -    | -  | -   | -    | -    | -     | -     | -    | -     | -     | -     | -     | 0.000    |          |
| 05 02 01 02 1012 006 | NA          | Financial costs of public storage - maize - R.1234/07, Art.10(1)a                                 | -    | -    | -    | -    | -     | -    | -  | -    | -     | -    | -     | -   | -    | -    | -  | -    | -    | -  | -   | -    | -    | -     | -     | -    | -     | -     | -     | -     | -        |          |
| 05 02 01 02 1012 006 |             | Financial costs of public storage - sorghum - R.1234/07, Art.10(1)a                               | -    | -    | -    | -    | -     | -    | -  | -    | -     | -    | -     | -   | -    | -    | -  | 0.0  | -    | -  | -   | -    | -    | -     | -     | -    | -     | -     | -     | -     | 0.000    |          |
| 05 02 01 02 1012 007 |             | Other public storage costs - bread-making wheat - R.1234/07, Art.10(1)a                           | -    | -    | -    | -    | -     | -    | -  | -    | -     | -    | -     | -   | -    | -    | -  | -    | -    | -  | -   | -    | -    | -     | -     | -    | -     | -     | -     | -     | -        |          |
| 05 02 01 02 1013 001 | C1          | Other public storage costs - bread-making wheat - R.1234/07, Art.10(1)a                           | -    | -0.0 | -7.3 | -    | -     | -    | -  | -    | -     | -    | -     | -   | -    | -0.0 | -  | -0.5 | -    | -  | -   | 0.0  | -    | -     | -     | -0.0 | -2.0  | -     | -     | -     | -9.858   |          |
| 05 02 01 02 1013 001 | NA          | Other public storage costs - bread-making wheat - R.1234/07, Art.10(1)a                           | -    | -    | -    | -    | -     | -    | -  | -    | -     | -    | -     | -   | -    | -    | -  | -    | -    | -  | -   | -    | -    | -     | -     | -    | -     | -     | -     | -     | -        |          |
| 05 02 01 02 1013 001 |             | Other public storage costs - bread-making wheat - R.1234/07, Art.10(1)a                           | -    | -0.0 | -7.3 | -    | -     | -    | -  | -    | -     | -    | -     | -   | -    | -0.0 | -  | -0.5 | -    | -  | -   | 0.0  | -    | -     | -     | -0.0 | -2.0  | -     | -     | -     | -9.858   |          |
| 05 02 01 02 1013 004 | C1          | Other public storage costs - barley - R.1234/07, Art.10(1)a                                       | -4.0 | -5.7 | 4.3  | -5.6 | -42.4 | -0.4 | -  | -9.0 | -30.9 | 30.4 | -48.6 | -   | -2.8 | -7.1 | -  | 23.1 | -0.6 | -  | 0.3 | -7.8 | -6.3 | -31.2 | -1.5  | -0.6 | -55.9 | -7.1  | -13.5 | -     | -222.917 |          |
| 05 02 01 02 1013 004 | NA          | Other public storage costs - barley - R.1234/07, Art.10(1)a                                       | -    | -    | -    | -    | -     | -    | -  | -    | -     | -    | -     | -   | -    | -    | -  | -    | -    | -  | -   | -    | -    | -     | -     | -    | -     | -     | -     | -     | -        |          |
| 05 02 01 02 1013 004 |             | Other public storage costs - barley - R.1234/07, Art.10(1)a                                       | -4.0 | -5.7 | 4.3  | -5.6 | -42.4 | -0.4 | -  | -9.0 | -30.9 | 30.4 | -48.6 | -   | -2.8 | -7.1 | -  | 23.1 | -0.6 | -  | 0.3 | -7.8 | -6.3 | -31.2 | -1.5  | -0.6 | -55.9 | -7.1  | -13.5 | -     | -222.917 |          |
| 05 02 01 02 1013 006 | C1          | Other public storage costs - maize - R.1234/07, Art.10(1)a  | -    | -    | -    | -    | -     | -    | -  | -    | -     | -    | -     | -   | -    | -    | -  | -0.1 | -    | -  | -   | -    | -    | -     | -     | -    | -     | -     | -     | -     | -0.144   |          |
| 05 02 01 02 1013 007 |             | Other public storage costs - sorghum - R.1234/07, Art.10(1)a                                      | -    | -    | -    | -    | -     | -    | -  | -    | -     | -    | -     | -   | -    | -    | -  | -    | -    | -  | -   | -    | -    | -     | -     | -    | -     | -     | -     | -     | -        |          |
| 05 02 01 02 1014 001 |             | Depreciation on purchase - bread-making wheat - R.1234/07, Art.10(1)a                             | -    | -    | -    | -    | -     | -    | -  | -    | -     | -    | -     | -   | -    | -    | -  | -    | -    | -  | -   | -    | -    | -     | -     | -    | -     | -     | -     | -     | -        |          |
| 05 02 01 02 1014 004 |             | Depreciation on purchase - barley - R.1234/07, Art.10(1)a   | -    | -    | -    | -    | -     | -    | -  | -    | -     | -    | -     | -   | -    | -    | -  | -    | -    | -  | -   | -    | -    | -     | -     | -    | -     | -     | -     | -     | -        |          |
| 05 02 01 02 1014 006 |             | Depreciation on purchase - maize - R.1234/07, Art.10(1)a  | -    | -    | -    | -    | -     | -    | -  | -    | -     | -    | -     | -   | -    | -    | -  | -    | -    | -  | -   | -    | -    | -     | -     | -    | -     | -     | -     | -     | -        |          |
| 05 02 01 02 1014 007 |             | Depreciation on purchase - sorghum - R.1234/07, Art.10(1)a  | -    | -    | -    | -    | -     | -    | -  | -    | -     | -    | -     | -   | -    | -    | -  | -    | -    | -  | -   | -    | -    | -     | -     | -    | -     | -     | -     | -     | -        |          |
| 05 02 01 02 1014 011 |             | Complementary depreciation - bread-making wheat - R.1234/07, Art.10(1)a                           | -    | -    | -    | -    | -     | -    | -  | -    | -     | -    | -     | -   | -    | -    | -  | -    | -    | -  | -   | -    | -    | -     | -     | -    | -     | -     | -     | -     | -        |          |
| 05 02 01 02 1014 014 | C1          | Complementary depreciation - barley - R.1234/07, Art.10(1)a                                       | -    | -    | -    | -    | -     | -    | -  | -    | -     | 0.0  | -     | -   | -    | -    | -  | -    | -    | -  | -   | -    | -    | -     | -     | -    | -     | 0.1   | 0.0   | -     | 0.093    |          |
| 05 02 01 02 1014 014 | NA          | Complementary depreciation - barley - R.1234/07, Art.10(1)a                                       | -    | -    | -    | -    | -     | -    | -  | -    | -     | -    | -     | -   | -    | -    | -  | -    | -    | -  | -   | -    | -    | -     | -     | -    | -     | -     | -     | -     | -        |          |
| 05 02 01 02 1014 014 |             | Complementary depreciation - barley - R.1234/07, Art.10(1)a                                       | -    | -    | -    | -    | -     | -    | -  | -    | -     | 0.0  | -     | -   | -    | -    | -  | -    | -    | -  | -   | -    | -    | -     | -     | -    | -     | 0.1   | 0.0   | -     | 0.093    |          |
| 05 02 01 02 1014 016 |             | Complementary depreciation - maize - R.1234/07, Art.10(1)a  | -    | -    | -    | -    | -     | -    | -  | -    | -     | -    | -     | -   | -    | -    | -  | -    | -    | -  | -   | -    | -    | -     | -     | -    | -     | -     | -     | -     | -        |          |
| 05 02 01 02 1014 017 |             | Complementary depreciation - sorghum - R.1234/07, Art.10(1)a                                      | -    | -    | -    | -    | -     | -    | -  | -    | -     | -    | -     | -   | -    | -    | -  | -    | -    | -  | -   | -    | -    | -     | -     | -    | -     | -     | -     | -     | -        |          |
| 05 02 01 02          | C1          | Intervention storage of cereals   | -3.7 | -5.3 | -0.4 | -5.3 | -30.4 | 0.1  | -  | -9.0 | -30.9 | 38.9 | -48.6 | -   | -2.6 | -6.1 | -  | 26.7 | -0.6 | -  | 0.5 | -4.6 | -6.3 | -30.6 | -1.5  | 0.8  | -52.4 | -5.8  | -12.2 | -     | -189.472 |          |
| 05 02 01 02          | NA          | Intervention storage of cereals   | -    | -    | -    | -    | -     | -    | -  | -    | -     | -    | -     | -   | -    | -    | -  | -    | -    | -  | -   | -    | -    | -     | -     | -    | -     | -     | -     | -     | -        |          |
| 05 02 01 02          |             | Intervention storage of cereals   | -3.7 | -5.3 | -0.4 | -5.3 | -30.4 | 0.1  | -  | -9.0 | -30.9 | 38.9 | -48.6 | -   | -2.6 | -6.1 | -  | 26.7 | -0.6 | -  | 0.5 | -4.6 | -6.3 | -30.6 | -1.5  | 0.8  | -52.4 | -5.8  | -12.2 | -     | -189.472 |          |
| 05 02 01 03 1021 001 | C1          | Premium - potato starch - R.1234/07, Art.95a(1) - marketing year 09/10 and earlier                | -    | -    | -    | -    | 1.2   | -    | -  | -    | -     | -    | -     | -   | -    | -    | -  | -    | -    | -  | -   | -    | -    | -     | -     | -    | -     | -     | -     | -     | 1.174    |          |
| 05 02 01 03 1021 002 | C1          | Premium - potato starch - R.1234/07, Art.95a(1) - marketing year 10/11                            | -    | -    | 0.6  | 3.1  | 10.4  | -    | -  | -    | -     | 4.5  | -     | 0.0 | -    | -    | -  | -    | -    | -  | 8.9 | 0.9  | 1.8  | -     | -     | -    | -     | 0.8   | 1.1   | -     | 32.018   |          |
| 05 02 01 03 1022 015 | C1          | Maize - production refunds - marketing year 06/07 and earlier - R.1784/03, Art.8                  | -    | -    | -    | -    | -     | -    | -  | -    | -     | -    | 0.0   | -   | -    | -    | -  | -    | -    | -  | -   | -    | -    | -     | -     | -    | -     | -     | -     | -     | 0.010    |          |
| 05 02 01 03 1022 025 | C1          | Wheat - production refunds - marketing year 06/07 and earlier - R.1784/03, Art.8                  | -    | -    | -    | -    | 0.0   | -    | -  | -    | -     | -    | -     | -   | -    | -    | -  | -    | -    | -  | -   | -    | -    | -     | -     | -    | -     | -     | -     | -     | 0.002    |          |
| 05 02 01 03 1022 033 |             | Potatoes - production refunds - marketing year 06/07 and earlier - R.1784/03, Art.8               | -    | -    | -    | -    | -     | -    | -  | -    | -     | -    | -     | -   | -    | -    | -  | -    | -    | -  | -   | -    | -    | -     | -     | -    | -     | -     | -     | -     | -        |          |
| 05 02 01 03 1022 043 |             | Other cereals - production refunds - marketing year 06/07 and earlier - R.1784/03, Art.8 - FI, SE | -    | -    | -    | -    | -     | -    | -  | -    | -     | -    | -     | -   | -    | -    | -  | -    | -    | -  | -   | -    | -    | -     | -     | -    | -     | -     | -     | -     | -        |          |
| 05 02 01 03          | C1          | Intervention for starch   | -    | -    | 0.6  | 3.1  | 11.6  | -    | -  | -    | -     | 4.5  | 0.0   | -   | 0.0  | -    | -  | -    | -    | -  | 8.9 | 0.9  | 1.8  | -     | -     | -    | -     | 0.8   | 1.1   | -     | 33.205   |          |
| 05 02 01 99 1090 020 | C1          | Others - R.1784/03; R.1234/07   | -    | -    | -    | -    | -0.0  | -    | -  | -    | -     | -    | -     | -   | -    | -    | -  | -    | -    | -  | -   | -    | -    | -     | -     | -    | -     | -     | -     | -     | -0.000   |          |
| 05 02 01 99          | C1          | Other measures (cereals)  | -    | -    | -    | -    | -0.0  | -    | -  | -    | -     | -    | -     | -   | -    | -    | -  | -    | -    | -  | -   | -    | -    | -     | -     | -    | -     | -     | -     | -     | -0.000   |          |
| 05 02 01             | C1          | Cereals   | -3.7 | -5.3 | 0.2  | -2.2 | -18.8 | 0.1  | -  | -9.0 | -30.9 | 43.3 | -48.6 | -   | -2.6 | -6.1 | -  | 26.7 | -0.6 | -  | 8.9 | 1.4  | -2.8 | -6.3  | -30.6 | -1.5 | 0.8   | -51.6 | -4.7  | -12.2 | -        | -156.215 |























ANNEX 33  
 EXPENDITURE CHARGED AGAINST THE 2011 BUDGET  
 DETAILS by ITEM and by MEMBER STATE

In EUR million

| Budget Line          | Fund source | Item  | BE  | BG | CZ  | DK  | DE  | EE | IE   | EL | ES   | FR   | IT   | CY | LV | LT | LU | HU  | MT | NL   | AT  | PL  | PT  | RO  | SI | SK | FI | SE  | UK   | CE | TOTAL  |
|----------------------|-------------|---|-----|----|-----|-----|-----|----|------|----|------|------|------|----|----|----|----|-----|----|------|-----|-----|-----|-----|----|----|----|-----|------|----|--------|
| 05 02 08 03 0000 042 | C5          | Producers organisations - non-harvesting and green harvesting - R.1580/07, Art.80(1); R.543/11, Art.79(1); R.585/11, Art.4(1) - 4(4) - BE, BG, CZ, DK, DE, EE, IE, EL, ES, FR, IT, LV, HU, NL, AT, PL, PT, RO, SI, SK, SE, UK | -   | -  | -   | -   | -   | -  | -    | -  | 0.0  | -    | -    | -  | -  | -  | -  | -   | -  | -    | -   | -   | -   | -   | -  | -  | -  | -   | -    | -  | 0.000  |
| 05 02 08 03 0000 042 | NA          | Producers organisations - non-harvesting and green harvesting - R.1580/07, Art.80(1); R.543/11, Art.79(1); R.585/11, Art.4(1) - 4(4) - BE, BG, CZ, DK, DE, EE, IE, EL, ES, FR, IT, LV, HU, NL, AT, PL, PT, RO, SI, SK, SE, UK | -   | -  | -   | -   | -   | -  | -    | -  | -    | -    | -    | -  | -  | -  | -  | -   | -  | -    | -   | -   | -   | -   | -  | -  | -  | -   | -    | -  | -      |
| 05 02 08 03 0000 042 | UK          | Producers organisations - non-harvesting and green harvesting - R.1580/07, Art.80(1); R.543/11, Art.79(1); R.585/11, Art.4(1) - 4(4) - BE, BG, CZ, DK, DE, EE, IE, EL, ES, FR, IT, LV, HU, NL, AT, PL, PT, RO, SI, SK, SE, UK | -   | -  | -   | -   | -   | -  | -    | -  | 2.7  | 0.1  | 0.9  | -  | -  | -  | -  | -   | -  | 1.9  | 0.1 | -   | -   | -   | -  | -  | -  | -   | 0.3  | -  | 5.938  |
| 05 02 08 03 0000 043 | C1          | Exceptional support measures - producers organisations - withdrawal - R.585/11, Art.4(5) - BE, BG, CZ, DK, DE, EE, IE, EL, ES, FR, IT, LV, HU, NL, AT, PL, PT, RO, SI, SK, SE, UK   | 2.8 | -  | 0.0 | 0.0 | 1.3 | -  | -    | -  | 9.6  | 0.2  | -    | -  | -  | -  | -  | 0.2 | -  | -    | 0.3 | -   | 3.0 | 3.6 | -  | -  | -  | -   | -    | -  | 21.048 |
| 05 02 08 03 0000 043 | C4          | Exceptional support measures - producers organisations - withdrawal - R.585/11, Art.4(5) - BE, BG, CZ, DK, DE, EE, IE, EL, ES, FR, IT, LV, HU, NL, AT, PL, PT, RO, SI, SK, SE, UK   | -   | -  | -   | -   | 0.1 | -  | -    | -  | -    | 0.4  | 1.7  | -  | -  | -  | -  | -   | -  | 14.9 | -   | -   | -   | -   | -  | -  | -  | -   | -    | -  | 17.099 |
| 05 02 08 03 0000 043 | C5          | Exceptional support measures - producers organisations - withdrawal - R.585/11, Art.4(5) - BE, BG, CZ, DK, DE, EE, IE, EL, ES, FR, IT, LV, HU, NL, AT, PL, PT, RO, SI, SK, SE, UK   | -   | -  | -   | -   | -   | -  | -    | -  | 0.0  | -    | -    | -  | -  | -  | -  | -   | -  | -    | -   | -   | -   | -   | -  | -  | -  | -   | -    | -  | 0.002  |
| 05 02 08 03 0000 043 | NA          | Exceptional support measures - producers organisations - withdrawal - R.585/11, Art.4(5) - BE, BG, CZ, DK, DE, EE, IE, EL, ES, FR, IT, LV, HU, NL, AT, PL, PT, RO, SI, SK, SE, UK   | -   | -  | -   | -   | -   | -  | -    | -  | -    | -    | -    | -  | -  | -  | -  | -   | -  | -    | -   | -   | -   | -   | -  | -  | -  | -   | -    | -  | -      |
| 05 02 08 03 0000 043 | UK          | Exceptional support measures - producers organisations - withdrawal - R.585/11, Art.4(5) - BE, BG, CZ, DK, DE, EE, IE, EL, ES, FR, IT, LV, HU, NL, AT, PL, PT, RO, SI, SK, SE, UK   | 2.8 | -  | 0.0 | 0.0 | 1.4 | -  | -    | -  | 9.6  | 0.6  | 1.7  | -  | -  | -  | -  | 0.2 | -  | 14.9 | 0.3 | -   | 3.0 | 3.6 | -  | -  | -  | -   | -    | -  | 38.148 |
| 05 02 08 03 0000 044 | C1          | Exceptional support measures - producers organisations - non-harvesting and green harvesting - R.585/11, Art.4(5) - BE, BG, CZ, DK, DE, EE, IE, EL, ES, FR, IT, LV, HU, NL, AT, PL, PT, RO, SI, SK, SE, UK                    | 0.2 | -  | 0.1 | 0.8 | 8.3 | -  | -    | -  | 16.4 | 0.0  | -    | -  | -  | -  | -  | -   | -  | -    | 0.2 | 1.0 | -   | -   | -  | -  | -  | -   | -    | -  | 26.951 |
| 05 02 08 03 0000 044 | C4          | Exceptional support measures - producers organisations - non-harvesting and green harvesting - R.585/11, Art.4(5) - BE, BG, CZ, DK, DE, EE, IE, EL, ES, FR, IT, LV, HU, NL, AT, PL, PT, RO, SI, SK, SE, UK                    | -   | -  | -   | -   | 0.2 | -  | -    | -  | -    | 0.1  | 5.6  | -  | -  | -  | -  | -   | -  | 4.7  | -   | -   | -   | -   | -  | -  | -  | 0.1 | -    | -  | 10.723 |
| 05 02 08 03 0000 044 | C5          | Exceptional support measures - producers organisations - non-harvesting and green harvesting - R.585/11, Art.4(5) - BE, BG, CZ, DK, DE, EE, IE, EL, ES, FR, IT, LV, HU, NL, AT, PL, PT, RO, SI, SK, SE, UK                    | -   | -  | -   | -   | -   | -  | -    | -  | 0.0  | -    | -    | -  | -  | -  | -  | -   | -  | -    | -   | -   | -   | -   | -  | -  | -  | -   | -    | -  | 0.000  |
| 05 02 08 03 0000 044 | NA          | Exceptional support measures - producers organisations - non-harvesting and green harvesting - R.585/11, Art.4(5) - BE, BG, CZ, DK, DE, EE, IE, EL, ES, FR, IT, LV, HU, NL, AT, PL, PT, RO, SI, SK, SE, UK                    | -   | -  | -   | -   | -   | -  | -    | -  | -    | -    | -    | -  | -  | -  | -  | -   | -  | -    | -   | -   | -   | -   | -  | -  | -  | -   | -    | -  | -      |
| 05 02 08 03 0000 044 | UK          | Exceptional support measures - producers organisations - non-harvesting and green harvesting - R.585/11, Art.4(5) - BE, BG, CZ, DK, DE, EE, IE, EL, ES, FR, IT, LV, HU, NL, AT, PL, PT, RO, SI, SK, SE, UK                    | 0.2 | -  | 0.1 | 0.8 | 8.5 | -  | -    | -  | 16.4 | 0.1  | 5.6  | -  | -  | -  | -  | -   | -  | 4.7  | 0.2 | 1.0 | -   | -   | -  | -  | -  | 0.1 | -    | -  | 37.674 |
| 05 02 08 03 1502 013 | C1          | Operational programmes - 2007 and earlier - R.2200/96, Art.15 2b)   | -   | -  | -   | -   | -   | -  | -0.0 | -  | 0.0  | -0.1 | -0.3 | -  | -  | -  | -  | -   | -  | -    | -   | -   | -   | -   | -  | -  | -  | -   | -1.2 | -  | -1.645 |







ANNEX 33  
 EXPENDITURE CHARGED AGAINST THE 2011 BUDGET  
 DETAILS by ITEM and by MEMBER STATE

In EUR million

| Budget Line          | Fund source | Item   | BE   | BG  | CZ  | DK  | DE  | EE  | IE  | EL   | ES  | FR  | IT   | CY  | LV  | LT  | LU  | HU  | MT  | NL  | AT  | PL    | PT  | RO  | SI  | SK  | FI  | SE | UK | CE | TOTAL   |       |
|----------------------|-------------|--|------|-----|-----|-----|-----|-----|-----|------|-----|-----|------|-----|-----|-----|-----|-----|-----|-----|-----|-------|-----|-----|-----|-----|-----|----|----|----|---------|-------|
| 05 02 08 11 0000 014 | C4          | Formation, administrative operation - R.1234/07, Art.103a(1)a) - 1. semester - 2011  | -    | -   | 0.1 | -   | -   | -   | -   | -    | -   | -   | -    | -   | 0.0 | -   | -   | 0.1 | -   | -   | -   | 1.1   | -   | 0.1 | -   | -   | -   | -  | -  | -  | 1.300   |       |
| 05 02 08 11 0000 014 | NA          | Formation, administrative operation - R.1234/07, Art.103a(1)a) - 1. semester - 2011  | -    | -   | -   | -   | -   | -   | -   | -    | -   | -   | -    | -   | -   | -   | -   | -   | -   | -   | -   | -     | -   | -   | -   | -   | -   | -  | -  | -  | -       |       |
| 05 02 08 11 0000 014 | C4          | Formation, administrative operation - R.1234/07, Art.103a(1)a) - 2. semester/annual payment - 2011   | -    | -   | 0.1 | -   | -   | -   | -   | -    | -   | -   | -    | -   | 0.0 | -   | -   | 0.1 | -   | -   | -   | 1.1   | -   | 0.1 | -   | -   | -   | -  | -  | -  | 1.353   |       |
| 05 02 08 11 0000 015 | NA          | Formation, administrative operation - R.1234/07, Art.103a(1)a) - 2. semester/annual payment - 2011   | -    | -   | -   | -   | -   | -   | -   | -    | -   | -   | -    | -   | -   | -   | -   | -   | -   | -   | -   | -     | -   | -   | -   | -   | -   | -  | -  | -  | -       |       |
| 05 02 08 11 0000 015 | C4          | Investment - R.1234/07, Art.103a(1)b) - 1. semester - 2011   | -    | -   | 0.1 | -   | -   | -   | -   | -    | -   | -   | -    | -   | -   | -   | -   | -   | -   | -   | -   | -     | -   | -   | -   | -   | -   | -  | -  | -  | 0.125   |       |
| 05 02 08 11 0000 016 | C4          | Investment - R.1234/07, Art.103a(1)b) - 1. semester - 2011   | -    | -   | -   | -   | -   | -   | -   | -    | -   | -   | -    | -   | 0.3 | -   | -   | 0.3 | -   | -   | -   | 19.0  | -   | 1.6 | -   | -   | -   | -  | -  | -  | 21.153  |       |
| 05 02 08 11 0000 016 | NA          | Investment - R.1234/07, Art.103a(1)b) - 1. semester - 2011   | -    | -   | -   | -   | -   | -   | -   | -    | -   | -   | -    | -   | -   | -   | -   | -   | -   | -   | -   | -     | -   | -   | -   | -   | -   | -  | -  | -  | -       |       |
| 05 02 08 11 0000 016 | C4          | Investment - R.1234/07, Art.103a(1)b) - 2. semester/annual payment - 2011  | -    | -   | -   | -   | -   | -   | -   | -    | -   | -   | -    | -   | 0.3 | -   | -   | 0.3 | -   | -   | -   | 19.0  | -   | 1.6 | -   | -   | -   | -  | -  | -  | 21.153  |       |
| 05 02 08 11 0000 017 | C1          | Aid to producer organisations granted preliminary recognition - R.1943/03 - 2007 and earlier   | -    | -   | -   | -   | -   | -   | -   | -    | -   | -   | -    | -   | -   | -   | -   | -   | -   | -   | -   | -     | -   | -   | -   | -   | -   | -  | -  | -  | -       |       |
| 05 02 08 11 1509 004 | C4          | Aid to producer organisations granted preliminary recognition - R.1943/03 - 2007 and earlier   | -    | -   | -   | -   | -   | -   | -   | -    | 0.0 | -   | 0.1  | -   | -   | -   | -   | -   | -   | -   | -   | 0.0   | -   | -   | -   | -   | -   | -  | -  | -  | 0.146   |       |
| 05 02 08 11 1509 004 | NA          | Aid to producer organisations granted preliminary recognition - R.1943/03 - 2007 and earlier   | -    | -   | -   | -   | -   | -   | -   | -    | 0.0 | -   | 0.0  | -   | -   | -   | -   | -   | -   | -   | -   | -     | -   | -   | -   | -   | -   | -  | -  | -  | 0.059   |       |
| 05 02 08 11 1509 004 | C1          | Aid to producer groups for preliminary recognition   | -    | -   | 0.3 | -   | -   | -   | -   | 9.7  | 0.0 | 0.0 | 0.1  | -   | 0.4 | -   | -   | 3.4 | -   | -   | -   | 0.0   | -   | -   | -   | -   | -   | -  | -  | -  | 0.205   |       |
| 05 02 08 11          | C4          | Aid to producer groups for preliminary recognition   | -    | -   | 0.2 | -   | -   | -   | -   | 0.3  | 0.0 | 0.1 | 0.0  | 0.5 | 0.3 | -   | -   | 1.5 | 0.1 | -   | -   | 42.5  | 0.1 | 1.6 | -   | 0.1 | -   | -  | -  | -  | 47.231  |       |
| 05 02 08 11          | NA          | Aid to producer groups for preliminary recognition   | -    | -   | -   | -   | -   | -   | -   | -    | -   | -   | -    | -   | -   | -   | -   | -   | -   | -   | -   | -     | -   | -   | -   | -   | -   | -  | -  | -  | -       |       |
| 05 02 08 11          | C1          | Aid to producer groups for preliminary recognition   | -    | -   | 0.5 | -   | -   | -   | -   | 10.0 | 0.1 | 0.2 | 0.1  | 0.5 | 0.7 | -   | -   | 4.9 | 0.1 | -   | -   | 174.0 | 0.3 | 3.5 | -   | 0.1 | -   | -  | -  | -  | 194.781 |       |
| 05 02 08 12 0000 001 | C1          | School fruit scheme - products - R.1234/07, Art.103ga; R.288/09, Art.5.1.(a) - 2009/10   | -0.0 | -   | 1.4 | 0.4 | 0.1 | 0.0 | -   | -    | 0.7 | 0.5 | -0.2 | -   | -   | -   | -   | 0.0 | -   | 0.0 | 0.0 | 0.2   | 0.3 | 0.3 | -   | 0.8 | -   | -  | -  | -  | 4.451   |       |
| 05 02 08 12 0000 002 | C1          | School fruit scheme - equipment - R.1234/07, Art.103ga; R.288/09, Art.5.1.(b)(i) - 2009/10   | -    | -   | -   | -   | -   | -   | -   | -    | -   | 0.0 | 0.0  | -   | -   | -   | -   | -   | -   | -   | -   | -     | -   | -   | -   | -   | -   | -  | -  | -  | 0.041   |       |
| 05 02 08 12 0000 003 | C1          | School fruit scheme - monitoring - evaluation - R.1234/07, Art.103ga; R.288/09, Art.5.1.(b)(ii) - 2009/10  | 0.0  | -   | -   | -   | -   | -   | -   | -    | -   | 0.0 | -    | -   | -   | -   | -   | -   | -   | -   | 0.0 | -     | -   | -   | -   | -   | -   | -  | -  | -  | -       | 0.083 |
| 05 02 08 12 0000 004 | C1          | School fruit scheme - communication - R.1234/07, Art.103ga; R.288/09, Art.5.1.(b)(iii) - 2009/10   | -    | -   | -   | 0.0 | -   | -   | -   | -    | 0.0 | -   | 0.1  | -   | -   | -   | -   | -   | -   | -   | 0.0 | -     | -   | -   | -   | 0.0 | -   | -  | -  | -  | 0.158   |       |
| 05 02 08 12 0000 005 | C1          | School fruit scheme - transport - distribution - R.1234/07, Art.103ga; R.288/09, Art.5.1. - 2009/10  | -    | -   | -   | -   | -   | -   | -   | -    | -   | 0.0 | -    | -   | -   | -   | -   | -   | -   | -   | -   | -     | 0.0 | -   | 0.0 | -   | 0.0 | -  | -  | -  | 0.036   |       |
| 05 02 08 12 0000 006 | C1          | School fruit scheme - products - R.1234/07, Art.103ga; R.288/09, Art.5.1.(a) - 2010/11 - BE, BG, CZ, DK, DE, EE, IE, EL, ES, FR, IT, CY, LV, LT, LU, HU, MT, NL, AT, PL, PT, RO, SI, SK                    | 0.5  | 0.4 | 2.0 | 0.6 | 6.4 | 0.2 | 0.5 | 1.1  | 2.9 | 0.5 | 19.0 | 0.3 | 0.3 | 0.2 | 0.2 | 3.4 | 0.2 | 1.7 | 0.2 | 7.3   | 0.3 | 1.8 | 0.4 | 1.2 | -   | -  | -  | -  | 51.483  |       |
| 05 02 08 12 0000 007 | C1          | School fruit scheme - equipment - R.1234/07, Art.103ga; R.288/09, Art.5.1.(b)(i) - 2010/11 - BE, BG, CZ, DK, DE, EE, IE, EL, ES, FR, IT, CY, LV, LT, LU, HU, MT, NL, AT, PL, PT, RO, SI, SK                | 0.0  | -   | -   | -   | -   | -   | -   | -    | 0.0 | 0.0 | 0.1  | -   | -   | -   | -   | -   | -   | -   | -   | -     | -   | -   | -   | -   | 0.0 | -  | -  | -  | -       | 0.121 |
| 05 02 08 12 0000 008 | C1          | School fruit scheme - monitoring - evaluation - R.1234/07, Art.103ga; R.288/09, Art.5.1.(b)(ii) - 2010/11 - BE, BG, CZ, DK, DE, EE, IE, EL, ES, FR, IT, CY, LV, LT, LU, HU, MT, NL, AT, PL, PT, RO, SI, SK | -    | -   | 0.0 | -   | 0.1 | -   | -   | -    | 0.0 | -   | -    | -   | -   | -   | -   | 0.0 | -   | -   | -   | -     | 0.1 | -   | -   | -   | -   | -  | -  | -  | -       | 0.166 |
| 05 02 08 12 0000 009 | C1          | School fruit scheme - communication - R.1234/07, Art.103ga; R.288/09, Art.5.1.(b)(iii) - 2010/11 - BE, BG, CZ, DK, DE, EE, IE, EL, ES, FR, IT, CY, LV, LT, LU, HU, MT, NL, AT, PL, PT, RO, SI, SK          | 0.0  | -   | 0.0 | 0.0 | -   | -   | 0.0 | -    | 0.0 | -   | 0.6  | -   | 0.0 | -   | -   | -   | -   | -   | 0.0 | 0.0   | -   | -   | -   | 0.0 | -   | -  | -  | -  | -       | 0.705 |

ANNEX 33  
 EXPENDITURE CHARGED AGAINST THE 2011 BUDGET  
 DETAILS by ITEM and by MEMBER STATE

In EUR million

| Budget Line          | Fund source | Item  | BE  | BG  | CZ  | DK  | DE  | EE  | IE  | EL  | ES   | FR  | IT   | CY  | LV  | LT  | LU  | HU  | MT  | NL  | AT  | PL   | PT  | RO  | SI  | SK  | FI | SE  | UK  | CE     | TOTAL  |
|----------------------|-------------|---|-----|-----|-----|-----|-----|-----|-----|-----|------|-----|------|-----|-----|-----|-----|-----|-----|-----|-----|------|-----|-----|-----|-----|----|-----|-----|--------|--------|
| 05 02 08 12 0000 010 | C1          | School fruit scheme - transport - distribution - R.1234/07, Art.103ga; R.288/09, Art.5.1. - 2010/11 - BE, BG, CZ, DK, DE, EE, IE, EL, ES, FR, IT, CY, LV, LT, LU, HU, MT, NL, AT, PL, PT, RO, SI, SK                              | 0.0 | -   | -   | -   | -   | -   | -   | -   | -    | 0.0 | -    | -   | -   | -   | -   | -   | -   | -   | -   | -    | 0.0 | -   | -   | 0.0 | -  | -   | -   | -      | 0.032  |
| 05 02 08 12 0000 011 |             | School fruit scheme - products - R.1234/07, Art.103ga; R.288/09, Art.5.1.(a) - 2011/12 - BE, BG, CZ, DK, DE, EE, IE, EL, ES, FR, IT, CY, LV, LT, LU, HU, MT, NL, AT, PL, PT, RO, SI, SK   | -   | -   | -   | -   | -   | -   | -   | -   | -    | -   | -    | -   | -   | -   | -   | -   | -   | -   | -   | -    | -   | -   | -   | -   | -  | -   | -   | -      | -      |
| 05 02 08 12 0000 012 | C1          | School fruit scheme - equipment - R.1234/07, Art.103ga; R.288/09, Art.5.1.(b)(i) - 2011/12 - BE, BG, CZ, DK, DE, EE, IE, EL, ES, FR, IT, CY, LV, LT, LU, HU, MT, NL, AT, PL, PT, RO, SI, SK                                       | 0.0 | -   | -   | -   | -   | -   | -   | -   | -    | -   | -    | -   | -   | -   | -   | -   | -   | -   | -   | -    | -   | -   | -   | -   | -  | -   | -   | 0.002  |        |
| 05 02 08 12 0000 013 |             | School fruit scheme - monitoring - evaluation - R.1234/07, Art.103ga; R.288/09, Art.5.1.(b)(ii) - 2011/12 - BE, BG, CZ, DK, DE, EE, IE, EL, ES, FR, IT, CY, LV, LT, LU, HU, MT, NL, AT, PL, PT, RO, SI, SK                        | -   | -   | -   | -   | -   | -   | -   | -   | -    | -   | -    | -   | -   | -   | -   | -   | -   | -   | -   | -    | -   | -   | -   | -   | -  | -   | -   | -      | -      |
| 05 02 08 12 0000 014 | C1          | School fruit scheme - communication - R.1234/07, Art.103ga; R.288/09, Art.5.1.(b)(iii) - 2011/12 - BE, BG, CZ, DK, DE, EE, IE, EL, ES, FR, IT, CY, LV, LT, LU, HU, MT, NL, AT, PL, PT, RO, SI, SK                                 | 0.0 | -   | -   | -   | -   | -   | -   | -   | -    | -   | -    | -   | -   | -   | -   | -   | -   | -   | -   | -    | -   | -   | -   | -   | -  | -   | -   | 0.001  |        |
| 05 02 08 12 0000 015 | C1          | School fruit scheme - transport - distribution - R.1234/07, Art.103ga; R.288/09, Art.5.1. - 2011/12 - BE, BG, CZ, DK, DE, EE, IE, EL, ES, FR, IT, CY, LV, LT, LU, HU, MT, NL, AT, PL, PT, RO, SI, SK                              | 0.0 | -   | -   | -   | -   | -   | -   | -   | -    | -   | -    | -   | -   | -   | -   | -   | -   | -   | -   | -    | -   | -   | -   | -   | -  | -   | -   | 0.003  |        |
| 05 02 08 99 0000 006 | C1          | Others - R.2200/96, R.2201/96, R.2202/96  | 0.5 | 0.4 | 3.3 | 1.0 | 6.5 | 0.2 | 0.5 | 1.1 | 3.7  | 1.0 | 19.6 | 0.3 | 0.3 | 0.2 | 0.2 | 3.4 | 0.2 | 1.7 | 0.2 | 7.6  | 0.6 | 2.0 | 0.4 | 2.1 | -  | -   | -   | 57.282 |        |
| 05 02 08 99 0000 010 |             | Bananas - establishment - producers organisations - R.404/93 - Art.6(1) - marketing year 2008 and earlier   | -   | -   | -   | -   | -   | -   | -   | -   | -    | -   | -    | -   | -   | -   | -   | -   | -   | -   | -   | -    | -   | -   | -   | -   | -  | -   | -   | -      | -      |
| 05 02 08 99 0000 011 |             | Bananas - establishment - producers organisations - R.1234/07 - 2009  | -   | -   | -   | -   | -   | -   | -   | -   | -    | -   | -    | -   | -   | -   | -   | -   | -   | -   | -   | -    | -   | -   | -   | -   | -  | -   | -   | -      | -      |
| 05 02 08 99 0000 012 |             | Bananas - establishment - producers organisations - R.1234/07 - 2010  | -   | -   | -   | -   | -   | -   | -   | -   | -    | -   | -    | -   | -   | -   | -   | -   | -   | -   | -   | -    | -   | -   | -   | -   | -  | -   | -   | -      | -      |
| 05 02 08 99 0000 013 |             | Bananas - establishment - producers organisations - R.1234/07 - 2011  | -   | -   | -   | -   | -   | -   | -   | -   | -    | -   | -    | -   | -   | -   | -   | -   | -   | -   | -   | -    | -   | -   | -   | -   | -  | -   | -   | -      | -      |
| 05 02 08 99 0000 014 | C1          | Exceptional support measures - producer non-members of producer organisations - withdrawal - R.585/11, Art.5(1) - BE, BG, CZ, DK, DE, EE, IE, EL, ES, FR, IT, LV, HU, NL, AT, PL, PT, RO, SI, SK, SE, UK                          | -   | -   | -   | -   | -   | -   | -   | -   | -    | 0.1 | -    | -   | -   | -   | -   | -   | -   | -   | -   | -    | -   | -   | -   | -   | -  | -   | 0.0 | 0.086  |        |
| 05 02 08 99 0000 014 | C4          | Exceptional support measures - producer non-members of producer organisations - withdrawal - R.585/11, Art.5(1) - BE, BG, CZ, DK, DE, EE, IE, EL, ES, FR, IT, LV, HU, NL, AT, PL, PT, RO, SI, SK, SE, UK                          | -   | 2.0 | -   | -   | 0.7 | -   | 0.0 | 2.3 | 1.5  | 0.1 | 0.1  | -   | 0.0 | -   | -   | 1.2 | -   | 0.2 | 0.1 | -    | 1.9 | 0.1 | 0.0 | 0.5 | -  | -   | 0.0 | -      | 10.722 |
| 05 02 08 99 0000 014 |             | Exceptional support measures - producer non-members of producer organisations - withdrawal - R.585/11, Art.5(1) - BE, BG, CZ, DK, DE, EE, IE, EL, ES, FR, IT, LV, HU, NL, AT, PL, PT, RO, SI, SK, SE, UK                          | -   | 2.0 | -   | -   | 0.7 | -   | 0.0 | 2.3 | 1.5  | 0.2 | 0.1  | -   | 0.0 | -   | -   | 1.2 | -   | 0.2 | 0.1 | -    | 1.9 | 0.1 | 0.0 | 0.5 | -  | -   | 0.0 | -      | 10.808 |
| 05 02 08 99 0000 015 | C1          | Exceptional support measures - producer non-members of producer organisations - non-harvesting and green harvesting - R.585/11, Art.5(1) - BE, BG, CZ, DK, DE, EE, IE, EL, ES, FR, IT, LV, HU, NL, AT, PL, PT, RO, SI, SK, SE, UK | -   | -   | -   | -   | 1.7 | -   | -   | -   | -    | 0.2 | -    | -   | -   | -   | -   | -   | -   | -   | -   | -    | -   | -   | -   | -   | -  | -   | 0.2 | 2.093  |        |
| 05 02 08 99 0000 015 | C4          | Exceptional support measures - producer non-members of producer organisations - non-harvesting and green harvesting - R.585/11, Art.5(1) - BE, BG, CZ, DK, DE, EE, IE, EL, ES, FR, IT, LV, HU, NL, AT, PL, PT, RO, SI, SK, SE, UK | -   | 0.0 | 0.1 | 0.0 | 3.2 | 0.0 | -   | 4.9 | 15.5 | 0.2 | 6.5  | -   | 0.0 | -   | -   | -   | -   | 0.9 | 1.4 | 44.1 | -   | 0.0 | 0.2 | 0.1 | -  | 0.0 | 0.0 | -      | 77.160 |



ANNEX 33  
 EXPENDITURE CHARGED AGAINST THE 2011 BUDGET  
 DETAILS by ITEM and by MEMBER STATE

In EUR million

| Budget Line          | Fund source | Item   | BE   | BG  | CZ  | DK  | DE   | EE  | IE  | EL   | ES    | FR   | IT   | CY  | LV  | LT  | LU  | HU  | MT  | NL   | AT   | PL    | PT  | RO  | SI  | SK  | FI  | SE  | UK  | CE | TOTAL   |
|----------------------|-------------|--|------|-----|-----|-----|------|-----|-----|------|-------|------|------|-----|-----|-----|-----|-----|-----|------|------|-------|-----|-----|-----|-----|-----|-----|-----|----|---------|
| 05 02 08 99 1501 116 |             | Compensation and buying-in - clementines - marketing year 07/08 and earlier - R.2200/96, Art.23                          | -    | -   | -   | -   | -    | -   | -   | -    | -     | -    | -    | -   | -   | -   | -   | -   | -   | -    | -    | -     | -   | -   | -   | -   | -   | -   | -   | -  | -       |
| 05 02 08 99 1501 117 |             | Compensation and buying-in - satsumas - marketing year 07/08 and earlier - R.2200/96, Art.23                             | -    | -   | -   | -   | -    | -   | -   | -    | -     | -    | -    | -   | -   | -   | -   | -   | -   | -    | -    | -     | -   | -   | -   | -   | -   | -   | -   | -  | -       |
| 05 02 08 99 1501 118 |             | Compensation and buying-in - tomatoes - marketing year 07/08 and earlier - R.2200/96, Art.23                             | -    | -   | -   | -   | -    | -   | -   | -    | -     | -    | -    | -   | -   | -   | -   | -   | -   | -    | -    | -     | -   | -   | -   | -   | -   | -   | -   | -  | -       |
| 05 02 08 99 1501 119 |             | Compensation and buying-in - cauliflowers - marketing year 07/08 and earlier - R.2200/96, Art.23                         | -    | -   | -   | -   | -    | -   | -   | -    | -     | -    | -    | -   | -   | -   | -   | -   | -   | -    | -    | -     | -   | -   | -   | -   | -   | -   | -   | -  | -       |
| 05 02 08 99 1501 120 |             | Compensation and buying-in - aubergines - marketing year 07/08 and earlier - R.2200/96, Art.23                           | -    | -   | -   | -   | -    | -   | -   | -    | -     | -    | -    | -   | -   | -   | -   | -   | -   | -    | -    | -     | -   | -   | -   | -   | -   | -   | -   | -  | -       |
| 05 02 08 99 1501 121 |             | Compensation and buying-in - others - marketing year 07/08 and earlier - R.2200/96, Art.23                               | -    | -   | -   | -   | -    | -   | -   | -    | -     | -    | -    | -   | -   | -   | -   | -   | -   | -    | -    | -     | -   | -   | -   | -   | -   | -   | -   | -  | -       |
| 05 02 08 99 1501 122 |             | Compensation and buying-in - melon - marketing year 07/08 and earlier - R.2200/96, Art.23                                | -    | -   | -   | -   | -    | -   | -   | -    | -     | -    | -    | -   | -   | -   | -   | -   | -   | -    | -    | -     | -   | -   | -   | -   | -   | -   | -   | -  | -       |
| 05 02 08 99 1501 123 |             | Compensation and buying-in - watermelon - marketing year 07/08 and earlier - R.2200/96, Art.23                           | -    | -   | -   | -   | -    | -   | -   | -    | -     | -    | -    | -   | -   | -   | -   | -   | -   | -    | -    | -     | -   | -   | -   | -   | -   | -   | -   | -  | -       |
| 05 02 08 99 1511 056 |             | Aid - tomatoes to be processed - marketing year 07/08 and earlier - R.2201/96, Art.4                                     | -    | -   | -   | -   | -    | -   | -   | -    | -     | -    | -    | -   | -   | -   | -   | -   | -   | -    | -    | -     | -   | -   | -   | -   | -   | -   | -   | -  | -       |
| 05 02 08 99 1511 057 |             | Aid - tomatoes to be processed - marketing year 07/08 - R.104/07, Art.2 - BG, RO   | -    | -   | -   | -   | -    | -   | -   | -    | -     | -    | -    | -   | -   | -   | -   | -   | -   | -    | -    | -     | -   | -   | -   | -   | -   | -   | -   | -  | -       |
| 05 02 08 99 1512 023 | C1          | Production aid - fruit based products - peaches - marketing year 07/08 and earlier - R.2201/96, Art.5                    | -    | -   | -   | -   | -    | -   | -   | -    | -     | -    | -0.1 | -   | -   | -   | -   | -   | -   | -    | -    | -     | -   | -   | -   | -   | -   | -   | -   | -  | -0.068  |
| 05 02 08 99 1512 024 |             | Production aid - fruit based products - prunes - marketing year 07/08 and earlier - R.2201/96, Art.5                     | -    | -   | -   | -   | -    | -   | -   | -    | -     | -    | -    | -   | -   | -   | -   | -   | -   | -    | -    | -     | -   | -   | -   | -   | -   | -   | -   | -  | -       |
| 05 02 08 99 1512 025 |             | Production aid - fruit based products - pears - marketing year 07/08 and earlier - R.2201/96, Art.5                      | -    | -   | -   | -   | -    | -   | -   | -    | -     | -    | -    | -   | -   | -   | -   | -   | -   | -    | -    | -     | -   | -   | -   | -   | -   | -   | -   | -  | -       |
| 05 02 08 99 1512 026 |             | Production aid - fruit based products - figs - marketing year 07/08 and earlier - R.2201/96, Art.5                       | -    | -   | -   | -   | -    | -   | -   | -    | -     | -    | -    | -   | -   | -   | -   | -   | -   | -    | -    | -     | -   | -   | -   | -   | -   | -   | -   | -  | -       |
| 05 02 08 99 1512 039 |             | Storage aids - figs - Art.9(4), R.2201/96 - marketing year 07/08 and earlier   | -    | -   | -   | -   | -    | -   | -   | -    | -     | -    | -    | -   | -   | -   | -   | -   | -   | -    | -    | -     | -   | -   | -   | -   | -   | -   | -   | -  | -       |
| 05 02 08 99 1512 040 |             | Compensation aid - losses on sales - figs - Art.9(5), R.2201/96 - marketing year 07/08 and earlier                       | -    | -   | -   | -   | -    | -   | -   | -    | -     | -    | -    | -   | -   | -   | -   | -   | -   | -    | -    | -     | -   | -   | -   | -   | -   | -   | -   | -  | -       |
| 05 02 08 99 1512 050 |             | Production aid - fruit based products - peaches - marketing year 07/08 and earlier - R.679/07, Art.2 - BG, RO            | -    | -   | -   | -   | -    | -   | -   | -    | -     | -    | -    | -   | -   | -   | -   | -   | -   | -    | -    | -     | -   | -   | -   | -   | -   | -   | -   | -  | -       |
| 05 02 08 99 1513 028 |             | Storage aids - dried grapes - marketing year 07/08 and earlier - R.2201/96, Art.9  | -    | -   | -   | -   | -    | -   | -   | -    | -     | -    | -    | -   | -   | -   | -   | -   | -   | -    | -    | -     | -   | -   | -   | -   | -   | -   | -   | -  | -       |
| 05 02 08 99 1513 045 |             | Compensation aid - storage - losses on sales - dried grapes - marketing year 07/08 and earlier - R.2201/96, Art.9        | -    | -   | -   | -   | -    | -   | -   | -    | -     | -    | -    | -   | -   | -   | -   | -   | -   | -    | -    | -     | -   | -   | -   | -   | -   | -   | -   | -  | -       |
| 05 02 08 99 3140 001 |             | Sorting and packing costs - free distribution - apples & pears - R.2200/96, Art.30(6) - marketing year 07/08 and earlier | -    | -   | -   | -   | -    | -   | -   | -    | -     | -    | -    | -   | -   | -   | -   | -   | -   | -    | -    | -     | -   | -   | -   | -   | -   | -   | -   | -  | -       |
| 05 02 08 99 3140 002 |             | Sorting and packing costs - free distribution - citrus fruits - R.2200/96, Art.30(6) - marketing year 07/08 and earlier  | -    | -   | -   | -   | -    | -   | -   | -    | -     | -    | -    | -   | -   | -   | -   | -   | -   | -    | -    | -     | -   | -   | -   | -   | -   | -   | -   | -  | -       |
| 05 02 08 99 3140 003 |             | Sorting and packing costs - free distribution - other products - R.2200/96, Art.23(3) - marketing year 07/08 and earlier | -    | -   | -   | -   | -    | -   | -   | -    | -     | -    | -    | -   | -   | -   | -   | -   | -   | -    | -    | -     | -   | -   | -   | -   | -   | -   | -   | -  | -       |
| 05 02 08 99 3140 010 |             | Transport costs - free distribution - apples & pears - R.2200/96, Art.30(6) - marketing year 07/08 and earlier           | -    | -   | -   | -   | -    | -   | -   | -    | -     | -    | -    | -   | -   | -   | -   | -   | -   | -    | -    | -     | -   | -   | -   | -   | -   | -   | -   | -  | -       |
| 05 02 08 99 3140 011 |             | Transport costs - free distribution - citrus fruits - R.2200/96, Art.30(6) - marketing year 07/08 and earlier            | -    | -   | -   | -   | -    | -   | -   | -    | -     | -    | -    | -   | -   | -   | -   | -   | -   | -    | -    | -     | -   | -   | -   | -   | -   | -   | -   | -  | -       |
| 05 02 08 99 3140 012 |             | Transport costs - free distribution - other products - R.2200/96, Art.23(3) - marketing year 07/08 and earlier           | -    | -   | -   | -   | -    | -   | -   | -    | -     | -    | -    | -   | -   | -   | -   | -   | -   | -    | -    | -     | -   | -   | -   | -   | -   | -   | -   | -  | -       |
| 05 02 08 99          | C1          | Other measures (fruits and vegetables)   | -    | -   | -   | -   | 1.7  | -   | -   | -    | -     | 0.2  | -0.1 | -   | -   | -   | -   | -   | -   | -    | -0.0 | -     | -   | -   | -   | -   | -   | -   | 0.2 | -  | 2.100   |
| 05 02 08 99          | C4          | Other measures (fruits and vegetables)   | -    | 2.0 | 0.1 | 0.0 | 3.9  | 0.0 | 0.0 | 7.2  | 17.0  | 0.3  | 6.6  | -   | 0.1 | -   | -   | 1.2 | -   | 1.2  | 1.5  | 44.1  | 1.9 | 0.1 | 0.2 | 0.5 | -   | 0.0 | 0.1 | -  | 87.882  |
| 05 02 08 99          |             | Other measures (fruits and vegetables)   | -    | 2.0 | 0.1 | 0.0 | 5.6  | 0.0 | 0.0 | 7.2  | 17.0  | 0.5  | 6.5  | -   | 0.1 | -   | -   | 1.2 | -   | 1.2  | 1.5  | 44.1  | 1.9 | 0.1 | 0.2 | 0.5 | -   | 0.0 | 0.3 | -  | 89.982  |
| 05 02 08             | C1          | Fruits and vegetables  | 27.1 | 0.4 | 3.9 | 7.0 | 34.0 | 0.2 | 0.5 | 11.8 | 135.2 | 14.5 | 74.3 | 0.9 | 0.7 | 0.2 | 0.2 | 8.3 | 0.4 | 18.0 | 1.9  | 140.1 | 5.5 | 7.6 | 0.4 | 2.2 | -   | 0.3 | 3.3 | -  | 498.939 |
| 05 02 08             | C4          | Fruits and vegetables  | -    | 2.0 | 0.3 | 0.0 | 4.2  | 0.0 | 0.2 | 11.7 | 17.0  | 22.5 | 35.9 | 0.5 | 0.3 | -   | -   | 2.7 | 0.1 | 28.1 | 2.4  | 86.6  | 5.0 | 1.7 | 0.2 | 0.6 | 0.2 | 1.7 | 1.4 | -  | 225.343 |



















ANNEX 33  
 EXPENDITURE CHARGED AGAINST THE 2011 BUDGET  
 DETAILS by ITEM and by MEMBER STATE

In EUR million

| Budget Line          | Fund source | Item  | BE | BG | CZ | DK | DE | EE | IE | EL | ES | FR | IT | CY | LV | LT | LU | HU | MT | NL | AT | PL | PT | RO | SI | SK | FI | SE | UK | CE | TOTAL |   |  |
|----------------------|-------------|---|----|----|----|----|----|----|----|----|----|----|----|----|----|----|----|----|----|----|----|----|----|----|----|----|----|----|----|----|-------|---|--|
| 05 02 11 04 3210 065 |             | Poseima - supply arrangements - plant products - sugar - Madeira - R.247/06, title II - calendar year 2008 and earlier                  | -  | -  | -  | -  | -  | -  | -  | -  | -  | -  | -  | -  | -  | -  | -  | -  | -  | -  | -  | -  | -  | -  | -  | -  | -  | -  | -  | -  | -     | - |  |
| 05 02 11 04 3210 066 |             | Poseima - supply arrangements - plant products - others - Madeira - R.247/06, title II - calendar year 2008 and earlier                 | -  | -  | -  | -  | -  | -  | -  | -  | -  | -  | -  | -  | -  | -  | -  | -  | -  | -  | -  | -  | -  | -  | -  | -  | -  | -  | -  | -  | -     | - |  |
| 05 02 11 04 3210 196 |             | Poseima - supply arrangements - livestock products - milk products - Madeira - R.247/06, title II - calendar year 2008 and earlier      | -  | -  | -  | -  | -  | -  | -  | -  | -  | -  | -  | -  | -  | -  | -  | -  | -  | -  | -  | -  | -  | -  | -  | -  | -  | -  | -  | -  | -     | - |  |
| 05 02 11 04 3210 197 |             | Poseima - supply arrangements - livestock products - beef/veal - Madeira - R.247/06, title II - calendar year 2008 and earlier          | -  | -  | -  | -  | -  | -  | -  | -  | -  | -  | -  | -  | -  | -  | -  | -  | -  | -  | -  | -  | -  | -  | -  | -  | -  | -  | -  | -  | -     | - |  |
| 05 02 11 04 3210 198 |             | Poseima - supply arrangements - livestock products - others - Madeira - R.247/06, title II - calendar year 2008 and earlier             | -  | -  | -  | -  | -  | -  | -  | -  | -  | -  | -  | -  | -  | -  | -  | -  | -  | -  | -  | -  | -  | -  | -  | -  | -  | -  | -  | -  | -     | - |  |
| 05 02 11 04 3210 210 |             | Poseima - supply arrangements - plant products - cereals - Azores - R.247/06, title II - calendar year 2009 - PT                        | -  | -  | -  | -  | -  | -  | -  | -  | -  | -  | -  | -  | -  | -  | -  | -  | -  | -  | -  | -  | -  | -  | -  | -  | -  | -  | -  | -  | -     | - |  |
| 05 02 11 04 3210 211 |             | Poseima - supply arrangements - plant products - rice - Azores - R.247/06, title II - calendar year 2009 - PT                           | -  | -  | -  | -  | -  | -  | -  | -  | -  | -  | -  | -  | -  | -  | -  | -  | -  | -  | -  | -  | -  | -  | -  | -  | -  | -  | -  | -  | -     | - |  |
| 05 02 11 04 3210 212 |             | Poseima - supply arrangements - plant products - oil - Azores - R.247/06, title II - calendar year 2009 - PT                            | -  | -  | -  | -  | -  | -  | -  | -  | -  | -  | -  | -  | -  | -  | -  | -  | -  | -  | -  | -  | -  | -  | -  | -  | -  | -  | -  | -  | -     | - |  |
| 05 02 11 04 3210 213 |             | Poseima - supply arrangements - plant products - sugar - Azores - R.247/06, title II - calendar year 2009 - PT                          | -  | -  | -  | -  | -  | -  | -  | -  | -  | -  | -  | -  | -  | -  | -  | -  | -  | -  | -  | -  | -  | -  | -  | -  | -  | -  | -  | -  | -     | - |  |
| 05 02 11 04 3210 214 |             | Poseima - supply arrangements - plant products - others - Azores - R.247/06, title II - calendar year 2009 - PT                         | -  | -  | -  | -  | -  | -  | -  | -  | -  | -  | -  | -  | -  | -  | -  | -  | -  | -  | -  | -  | -  | -  | -  | -  | -  | -  | -  | -  | -     | - |  |
| 05 02 11 04 3210 215 |             | Poseima - supply arrangements - livestock products - others - Azores - R.247/06, title II - calendar year 2009 - PT                     | -  | -  | -  | -  | -  | -  | -  | -  | -  | -  | -  | -  | -  | -  | -  | -  | -  | -  | -  | -  | -  | -  | -  | -  | -  | -  | -  | -  | -     | - |  |
| 05 02 11 04 3210 220 |             | Poseima - supply arrangements - plant products - cereals - Madeira - R.247/06, title II - calendar year 2009 - PT                       | -  | -  | -  | -  | -  | -  | -  | -  | -  | -  | -  | -  | -  | -  | -  | -  | -  | -  | -  | -  | -  | -  | -  | -  | -  | -  | -  | -  | -     | - |  |
| 05 02 11 04 3210 221 |             | Poseima - supply arrangements - plant products - sugar - Madeira - R.247/06, title II - calendar year 2009 - PT                         | -  | -  | -  | -  | -  | -  | -  | -  | -  | -  | -  | -  | -  | -  | -  | -  | -  | -  | -  | -  | -  | -  | -  | -  | -  | -  | -  | -  | -     | - |  |
| 05 02 11 04 3210 222 |             | Poseima - supply arrangements - plant products - others - Madeira - R.247/06, title II - calendar year 2009 - PT                        | -  | -  | -  | -  | -  | -  | -  | -  | -  | -  | -  | -  | -  | -  | -  | -  | -  | -  | -  | -  | -  | -  | -  | -  | -  | -  | -  | -  | -     | - |  |
| 05 02 11 04 3210 223 |             | Poseima - supply arrangements - livestock products - milk products - Madeira - R.247/06, title II - calendar year 2009 - PT             | -  | -  | -  | -  | -  | -  | -  | -  | -  | -  | -  | -  | -  | -  | -  | -  | -  | -  | -  | -  | -  | -  | -  | -  | -  | -  | -  | -  | -     | - |  |
| 05 02 11 04 3210 224 |             | Poseima - supply arrangements - livestock products - beef/veal - Madeira - R.247/06, title II - calendar year 2009 - PT                 | -  | -  | -  | -  | -  | -  | -  | -  | -  | -  | -  | -  | -  | -  | -  | -  | -  | -  | -  | -  | -  | -  | -  | -  | -  | -  | -  | -  | -     | - |  |
| 05 02 11 04 3210 225 |             | Poseima - supply arrangements - livestock products - others - Madeira - R.247/06, title II - calendar year 2009 - PT                    | -  | -  | -  | -  | -  | -  | -  | -  | -  | -  | -  | -  | -  | -  | -  | -  | -  | -  | -  | -  | -  | -  | -  | -  | -  | -  | -  | -  | -     | - |  |
| 05 02 11 04 3211 038 |             | Poseima - plant products - aid, sugar cane - Madeira - R.247/06, title III - calendar year 2007 and earlier                             | -  | -  | -  | -  | -  | -  | -  | -  | -  | -  | -  | -  | -  | -  | -  | -  | -  | -  | -  | -  | -  | -  | -  | -  | -  | -  | -  | -  | -     | - |  |
| 05 02 11 04 3211 039 |             | Poseima - plant products - aid for aging Madeira wine; processing aid - Madeira - R.247/06, title III - calendar year 2007 and earlier  | -  | -  | -  | -  | -  | -  | -  | -  | -  | -  | -  | -  | -  | -  | -  | -  | -  | -  | -  | -  | -  | -  | -  | -  | -  | -  | -  | -  | -     | - |  |
| 05 02 11 04 3211 040 | C1          | Poseima - plant products - aid for marketing fruits vegetables flowers - Madeira - R.247/06, title III - calendar year 2007 and earlier | -  | -  | -  | -  | -  | -  | -  | -  | -  | -  | -  | -  | -  | -  | -  | -  | -  | -  | -  | -  | -  | -  | -  | -  | -  | -  | -  | -  | -     | - |  |
| 05 02 11 04 3211 056 |             | Poseima - plant products - export aid - Madeira - R.247/06, title III - calendar year 2007 and earlier                                  | -  | -  | -  | -  | -  | -  | -  | -  | -  | -  | -  | -  | -  | -  | -  | -  | -  | -  | -  | -  | -  | -  | -  | -  | -  | -  | -  | -  | -     | - |  |
| 05 02 11 04 3211 057 |             | Poseima - plant products - other payments - Madeira - R.247/06, title III - calendar year 2007 and earlier                              | -  | -  | -  | -  | -  | -  | -  | -  | -  | -  | -  | -  | -  | -  | -  | -  | -  | -  | -  | -  | -  | -  | -  | -  | -  | -  | -  | -  | -     | - |  |
|                      |             |   |    |    |    |    |    |    |    |    |    |    |    |    |    |    |    |    |    |    |    |    |    |    |    |    |    |    |    |    |       |   |  |
|                      |             |   |    |    |    |    |    |    |    |    |    |    |    |    |    |    |    |    |    |    |    |    |    |    |    |    |    |    |    |    |       |   |  |
|                      |             |   |    |    |    |    |    |    |    |    |    |    |    |    |    |    |    |    |    |    |    |    |    |    |    |    |    |    |    |    |       |   |  |
|                      |             |   |    |    |    |    |    |    |    |    |    |    |    |    |    |    |    |    |    |    |    |    |    |    |    |    |    |    |    |    |       |   |  |
|                      |             |   |    |    |    |    |    |    |    |    |    |    |    |    |    |    |    |    |    |    |    |    |    |    |    |    |    |    |    |    |       |   |  |
|                      |             |   |    |    |    |    |    |    |    |    |    |    |    |    |    |    |    |    |    |    |    |    |    |    |    |    |    |    |    |    |       |   |  |
|                      |             |   |    |    |    |    |    |    |    |    |    |    |    |    |    |    |    |    |    |    |    |    |    |    |    |    |    |    |    |    |       |   |  |
|                      |             |   |    |    |    |    |    |    |    |    |    |    |    |    |    |    |    |    |    |    |    |    |    |    |    |    |    |    |    |    |       |   |  |
|                      |             |   |    |    |    |    |    |    |    |    |    |    |    |    |    |    |    |    |    |    |    |    |    |    |    |    |    |    |    |    |       |   |  |
|                      |             |   |    |    |    |    |    |    |    |    |    |    |    |    |    |    |    |    |    |    |    |    |    |    |    |    |    |    |    |    |       |   |  |
|                      |             |   |    |    |    |    |    |    |    |    |    |    |    |    |    |    |    |    |    |    |    |    |    |    |    |    |    |    |    |    |       |   |  |
|                      |             |   |    |    |    |    |    |    |    |    |    |    |    |    |    |    |    |    |    |    |    |    |    |    |    |    |    |    |    |    |       |   |  |
|                      |             |   |    |    |    |    |    |    |    |    |    |    |    |    |    |    |    |    |    |    |    |    |    |    |    |    |    |    |    |    |       |   |  |
|                      |             |   |    |    |    |    |    |    |    |    |    |    |    |    |    |    |    |    |    |    |    |    |    |    |    |    |    |    |    |    |       |   |  |
|                      |             |   |    |    |    |    |    |    |    |    |    |    |    |    |    |    |    |    |    |    |    |    |    |    |    |    |    |    |    |    |       |   |  |
|                      |             |   |    |    |    |    |    |    |    |    |    |    |    |    |    |    |    |    |    |    |    |    |    |    |    |    |    |    |    |    |       |   |  |
|                      |             |   |    |    |    |    |    |    |    |    |    |    |    |    |    |    |    |    |    |    |    |    |    |    |    |    |    |    |    |    |       |   |  |
|                      |             |   |    |    |    |    |    |    |    |    |    |    |    |    |    |    |    |    |    |    |    |    |    |    |    |    |    |    |    |    |       |   |  |
|                      |             |   |    |    |    |    |    |    |    |    |    |    |    |    |    |    |    |    |    |    |    |    |    |    |    |    |    |    |    |    |       |   |  |
|                      |             |   |    |    |    |    |    |    |    |    |    |    |    |    |    |    |    |    |    |    |    |    |    |    |    |    |    |    |    |    |       |   |  |
|                      |             |   |    |    |    |    |    |    |    |    |    |    |    |    |    |    |    |    |    |    |    |    |    |    |    |    |    |    |    |    |       |   |  |
|                      |             |   |    |    |    |    |    |    |    |    |    |    |    |    |    |    |    |    |    |    |    |    |    |    |    |    |    |    |    |    |       |   |  |
|                      |             |   |    |    |    |    |    |    |    |    |    |    |    |    |    |    |    |    |    |    |    |    |    |    |    |    |    |    |    |    |       |   |  |
|                      |             |   |    |    |    |    |    |    |    |    |    |    |    |    |    |    |    |    |    |    |    |    |    |    |    |    |    |    |    |    |       |   |  |
|                      |             |   |    |    |    |    |    |    |    |    |    |    |    |    |    |    |    |    |    |    |    |    |    |    |    |    |    |    |    |    |       |   |  |
|                      |             |   |    |    |    |    |    |    |    |    |    |    |    |    |    |    |    |    |    |    |    |    |    |    |    |    |    |    |    |    |       |   |  |
|                      |             |   |    |    |    |    |    |    |    |    |    |    |    |    |    |    |    |    |    |    |    |    |    |    |    |    |    |    |    |    |       |   |  |
|                      |             |   |    |    |    |    |    |    |    |    |    |    |    |    |    |    |    |    |    |    |    |    |    |    |    |    |    |    |    |    |       |   |  |
|                      |             |   |    |    |    |    |    |    |    |    |    |    |    |    |    |    |    |    |    |    |    |    |    |    |    |    |    |    |    |    |       |   |  |
|                      |             |   |    |    |    |    |    |    |    |    |    |    |    |    |    |    |    |    |    |    |    |    |    |    |    |    |    |    |    |    |       |   |  |
|                      |             |   |    |    |    |    |    |    |    |    |    |    |    |    |    |    |    |    |    |    |    |    |    |    |    |    |    |    |    |    |       |   |  |
|                      |             |   |    |    |    |    |    |    |    |    |    |    |    |    |    |    |    |    |    |    |    |    |    |    |    |    |    |    |    |    |       |   |  |
|                      |             |   |    |    |    |    |    |    |    |    |    |    |    |    |    |    |    |    |    |    |    |    |    |    |    |    |    |    |    |    |       |   |  |
|                      |             |   |    |    |    |    |    |    |    |    |    |    |    |    |    |    |    |    |    |    |    |    |    |    |    |    |    |    |    |    |       |   |  |
|                      |             |   |    |    |    |    |    |    |    |    |    |    |    |    |    |    |    |    |    |    |    |    |    |    |    |    |    |    |    |    |       |   |  |
|                      |             |   |    |    |    |    |    |    |    |    |    |    |    |    |    |    |    |    |    |    |    |    |    |    |    |    |    |    |    |    |       |   |  |
|                      |             |   |    |    |    |    |    |    |    |    |    |    |    |    |    |    |    |    |    |    |    |    |    |    |    |    |    |    |    |    |       |   |  |
|                      |             |   |    |    |    |    |    |    |    |    |    |    |    |    |    |    |    |    |    |    |    |    |    |    |    |    |    |    |    |    |       |   |  |
|                      |             |   |    |    |    |    |    |    |    |    |    |    |    |    |    |    |    |    |    |    |    |    |    |    |    |    |    |    |    |    |       |   |  |
|                      |             |   |    |    |    |    |    |    |    |    |    |    |    |    |    |    |    |    |    |    |    |    |    |    |    |    |    |    |    |    |       |   |  |
|                      |             |   |    |    |    |    |    |    |    |    |    |    |    |    |    |    |    |    |    |    |    |    |    |    |    |    |    |    |    |    |       |   |  |
|                      |             |   |    |    |    |    |    |    |    |    |    |    |    |    |    |    |    |    |    |    |    |    |    |    |    |    |    |    |    |    |       |   |  |
|                      |             |   |    |    |    |    |    |    |    |    |    |    |    |    |    |    |    |    |    |    |    |    |    |    |    |    |    |    |    |    |       |   |  |
|                      |             |   |    |    |    |    |    |    |    |    |    |    |    |    |    |    |    |    |    |    |    |    |    |    |    |    |    |    |    |    |       |   |  |
|                      |             |   |    |    |    |    |    |    |    |    |    |    |    |    |    |    |    |    |    |    |    |    |    |    |    |    |    |    |    |    |       |   |  |
|                      |             |   |    |    |    |    |    |    |    |    |    |    |    |    |    |    |    |    |    |    |    |    |    |    |    |    |    |    |    |    |       |   |  |
|                      |             |   |    |    |    |    |    |    |    |    |    |    |    |    |    |    |    |    |    |    |    |    |    |    |    |    |    |    |    |    |       |   |  |















ANNEX 33  
 EXPENDITURE CHARGED AGAINST THE 2011 BUDGET  
 DETAILS by ITEM and by MEMBER STATE

In EUR million

| Budget Line          | Fund source | Item   | BE  | BG | CZ  | DK  | DE   | EE  | IE  | EL   | ES  | FR  | IT   | CY  | LV  | LT  | LU  | HU  | MT | NL  | AT  | PL  | PT   | RO  | SI | SK  | FI  | SE  | UK   | CE    | TOTAL  |
|----------------------|-------------|--|-----|----|-----|-----|------|-----|-----|------|-----|-----|------|-----|-----|-----|-----|-----|----|-----|-----|-----|------|-----|----|-----|-----|-----|------|-------|--------|
| 05 02 12 04 2034 002 |             | Complementary depreciation - R.1234/07, Art.10(1)e)  | -   | -  | -   | -   | -    | -   | -   | -    | -   | -   | -    | -   | -   | -   | -   | -   | -  | -   | -   | -   | -    | -   | -  | -   | -   | -   | -    | -     | -      |
| 05 02 12 04          | C1          | Intervention storage of butter and cream   | 0.7 | -  | -   | 0.8 | 1.6  | 0.4 | 1.3 | -0.4 | -   | 1.7 | -    | -   | -   | 1.4 | 0.0 | -   | -  | 1.7 | 0.0 | -   | -1.0 | -   | -  | -   | 0.0 | -   | 0.2  | -     | 8.330  |
| 05 02 12 05 2040 001 | C1          | Butter for making pastries and other products - R.1234/07, Art.101b)&c) - marketing year 06/07 and earlier                   | 0.0 | -  | -   | -   | -    | -   | -   | -    | -   | -   | -    | -   | -   | -   | -   | -   | -  | -   | -   | -   | -    | -   | -  | -   | -   | -   | -    | -     | 0.000  |
| 05 02 12 05 2040 001 | NA          | Butter for making pastries and other products - R.1234/07, Art.101b)&c) - marketing year 06/07 and earlier                   | -   | -  | -   | -   | -    | -   | -   | -    | -   | -   | -    | -   | -   | -   | -   | -   | -  | -   | -   | -   | -    | -   | -  | -   | -   | -   | -    | -     | -      |
| 05 02 12 05 2040 001 |             | Butter for making pastries and other products - R.1234/07, Art.101b)&c) - marketing year 06/07 and earlier                   | 0.0 | -  | -   | -   | -    | -   | -   | -    | -   | -   | -    | -   | -   | -   | -   | -   | -  | -   | -   | -   | -    | -   | -  | -   | -   | -   | -    | -     | 0.000  |
| 05 02 12 05 2040 002 |             | Butter for making ice cream - R.1234/07, Art.101b) - marketing year 06/07 and earlier  | -   | -  | -   | -   | -    | -   | -   | -    | -   | -   | -    | -   | -   | -   | -   | -   | -  | -   | -   | -   | -    | -   | -  | -   | -   | -   | -    | -     | -      |
| 05 02 12 05 2040 003 | C1          | Aid - non profit making institutions and organisations - R.1234/07, Art.101a) - marketing year 08/09 and earlier             | -   | -  | -   | -   | -0.0 | -   | -   | -    | -   | -   | -    | -   | -   | -   | -   | -   | -  | -   | -   | -   | -    | -   | -  | -   | -   | -   | -    | -     | -0.001 |
| 05 02 12 05 2040 004 |             | Concentrated butter - R.1234/07, Art.101d) - marketing year 06/07 and earlier  | -   | -  | -   | -   | -    | -   | -   | -    | -   | -   | -    | -   | -   | -   | -   | -   | -  | -   | -   | -   | -    | -   | -  | -   | -   | -   | -    | -     | -      |
| 05 02 12 05          | C1          | Other measures relating to butterfat   | 0.0 | -  | -   | -   | -0.0 | -   | -   | -    | -   | -   | -    | -   | -   | -   | -   | -   | -  | -   | -   | -   | -    | -   | -  | -   | -   | -   | -    | -     | -0.001 |
| 05 02 12 05          | NA          | Other measures relating to butterfat   | -   | -  | -   | -   | -    | -   | -   | -    | -   | -   | -    | -   | -   | -   | -   | -   | -  | -   | -   | -   | -    | -   | -  | -   | -   | -   | -    | -     | -      |
| 05 02 12 05          |             | Other measures relating to butterfat   | 0.0 | -  | -   | -   | -0.0 | -   | -   | -    | -   | -   | -    | -   | -   | -   | -   | -   | -  | -   | -   | -   | -    | -   | -  | -   | -   | -   | -    | -     | -0.001 |
| 05 02 12 06 2050 002 |             | Private storage - parmigiano reggiano - R.1234/07, Art.28b) - 08/09 and earlier  | -   | -  | -   | -   | -    | -   | -   | -    | -   | -   | -    | -   | -   | -   | -   | -   | -  | -   | -   | -   | -    | -   | -  | -   | -   | -   | -    | -     | -      |
| 05 02 12 06 2050 003 |             | Private storage - grana padano - R.1234/07, Art.28b) - 08/09 and earlier   | -   | -  | -   | -   | -    | -   | -   | -    | -   | -   | -    | -   | -   | -   | -   | -   | -  | -   | -   | -   | -    | -   | -  | -   | -   | -   | -    | -     | -      |
| 05 02 12 06 2050 004 |             | Private storage - provolone - R.1234/07, Art.28b) - 08/09 and earlier  | -   | -  | -   | -   | -    | -   | -   | -    | -   | -   | -    | -   | -   | -   | -   | -   | -  | -   | -   | -   | -    | -   | -  | -   | -   | -   | -    | -     | -      |
| 05 02 12 06 2050 005 |             | Private storage - pecorino - R.1255/99, Art.9 - 07/08 and earlier  | -   | -  | -   | -   | -    | -   | -   | -    | -   | -   | -    | -   | -   | -   | -   | -   | -  | -   | -   | -   | -    | -   | -  | -   | -   | -   | -    | -     | -      |
| 05 02 12 06 2050 006 | C1          | Private storage - long-keeping cheeses - R.1255/99, Art.9 - 07/08 and earlier  | -   | -  | -   | -   | -    | -   | -   | -    | -   | -   | -    | -   | -   | -   | -   | -   | -  | -   | -   | -   | -    | -   | -  | -   | -   | -   | -    | -     | -0.001 |
| 05 02 12 06 2050 007 |             | Private storage - kefalotyri/kasseri - R.1255/99, Art.9 - 07/08 and earlier  | -   | -  | -   | -   | -    | -   | -   | -    | -   | -   | -    | -   | -   | -   | -   | -   | -  | -   | -   | -   | -    | -   | -  | -   | -   | -   | -    | -     | -      |
| 05 02 12 06 2050 008 |             | Private storage - pecorino romano - R.1255/99, Art.9; R.414/08 - 08/09 - IT  | -   | -  | -   | -   | -    | -   | -   | -    | -   | -   | -    | -   | -   | -   | -   | -   | -  | -   | -   | -   | -    | -   | -  | -   | -   | -   | -    | -     | -      |
| 05 02 12 06 2050 009 | C1          | Private storage - long-keeping cheeses - R.1255/99, Art.9; R.414/08 - 08/09 - DE, IE, FR, LV, LT, HU, AT, PL, RO, SI, FI, SE | -   | -  | -   | -   | -    | -   | -   | -    | -   | 0.0 | -    | -   | -   | -   | -   | -   | -  | -   | -   | -   | -    | -   | -  | -   | -   | -   | -    | -     | 0.006  |
| 05 02 12 06 2050 010 |             | Private storage - kefalotyri/kasseri - R.1255/99, Art.9; R.414/08 - 08/09 - EL   | -   | -  | -   | -   | -    | -   | -   | -    | -   | -   | -    | -   | -   | -   | -   | -   | -  | -   | -   | -   | -    | -   | -  | -   | -   | -   | -    | -     | -      |
| 05 02 12 06          | C1          | Intervention storage of cheese   | -   | -  | -   | -   | -    | -   | -   | -    | -   | 0.0 | -    | -   | -   | -   | -   | -   | -  | -   | -   | -   | -    | -   | -  | -   | -   | -   | -    | -     | 0.005  |
| 05 02 12 08 3120 011 | C1          | School milk - R.1255/99, Art.14 - 07/08 and earlier  | -   | -  | -   | 0.0 | -    | -   | -   | -    | 0.0 | 0.0 | -0.0 | -   | -   | -   | -   | -   | -  | -   | -   | -   | -    | -   | -  | -   | -   | 0.3 | -    | 0.353 |        |
| 05 02 12 08 3120 011 |             | School milk - cat.I - R.1234/07, Art.102; R.657/08, Annex I - 08/09  | 0.0 | -  | -   | 0.0 | -    | -   | -   | -    | 0.0 | 0.0 | 0.0  | -   | -   | -   | -   | -   | -  | -   | -   | -   | -    | -   | -  | -   | 0.0 | -   | -1.9 | -     | -1.880 |
| 05 02 12 08 3120 022 | C1          | School milk - cat.II - R.1234/07, Art.102; R.657/08, Annex I - 08/09   | -   | -  | -   | 0.0 | -    | -   | -   | -    | -   | -   | 0.0  | -   | -   | -   | -   | -   | -  | -   | -   | -   | -    | -   | -  | -   | -   | -   | -    | -     | 0.006  |
| 05 02 12 08 3120 023 | C1          | School milk - cat.III - R.1234/07, Art.102; R.657/08, Annex I - 08/09  | -   | -  | -   | 0.0 | -    | -   | -   | -    | -   | 0.0 | 0.1  | -   | -   | -   | -   | -   | -  | -   | -   | -   | -    | -   | -  | -   | 0.0 | -   | -    | -     | 0.070  |
| 05 02 12 08 3120 024 | C1          | School milk - cat.IV - R.1234/07, Art.102; R.657/08, Annex I - 08/09   | -   | -  | -   | -   | -    | -   | -   | -    | -   | 0.0 | 0.2  | -   | -   | -   | -   | -   | -  | -   | -   | -   | -    | -   | -  | -   | -   | -   | -    | -     | 0.172  |
| 05 02 12 08 3120 025 | C1          | School milk - cat.V - R.1234/07, Art.102; R.657/08, Annex I - 08/09  | -   | -  | -   | 0.0 | -    | -   | -   | -    | 0.0 | 0.0 | 0.1  | -   | -   | -   | -   | -   | -  | -   | -   | -   | -    | -   | -  | -   | 0.0 | -   | -    | -     | 0.112  |
| 05 02 12 08 3120 026 | C1          | School milk - cat.I - R.1234/07, Art.102; R.657/08, Annex I - 09/10  | 0.0 | -  | 0.1 | 0.2 | 0.1  | 0.0 | 0.1 | -    | 0.1 | 1.5 | 0.1  | 0.0 | 0.0 | 0.0 | -   | 0.1 | -  | 0.2 | 0.1 | 0.6 | 1.0  | 4.0 | -  | 0.2 | 0.2 | 2.3 | -0.0 | -     | 10.951 |
| 05 02 12 08 3120 027 | C1          | School milk - cat.II - R.1234/07, Art.102; R.657/08, Annex I - 09/10   | 0.0 | -  | 0.0 | -   | 0.0  | -   | -   | -    | 0.0 | 0.0 | 0.1  | -   | -   | -   | -   | -   | -  | 0.0 | 0.0 | 0.0 | -    | -   | -  | 0.0 | 0.0 | -   | -    | -     | 0.176  |
| 05 02 12 08 3120 028 | C1          | School milk - cat.III - R.1234/07, Art.102; R.657/08, Annex I - 09/10  | 0.0 | -  | 0.0 | 0.0 | 0.0  | -   | 0.0 | -    | 0.0 | 1.2 | 0.4  | -   | -   | 0.0 | -   | 0.0 | -  | -   | -   | 0.0 | -    | 0.1 | -  | -   | 0.0 | -   | -    | -     | 1.759  |
| 05 02 12 08 3120 029 | C1          | School milk - cat.IV - R.1234/07, Art.102; R.657/08, Annex I - 09/10   | -   | -  | -   | -   | -    | -   | -   | -    | 0.0 | 0.0 | 0.9  | -   | -   | -   | -   | -   | -  | -   | -   | -   | -    | -   | -  | -   | -   | -   | -    | -     | 0.895  |
| 05 02 12 08 3120 030 | C1          | School milk - cat.V - R.1234/07, Art.102; R.657/08, Annex I - 09/10  | -   | -  | -   | 0.0 | 0.0  | -   | -   | -    | 0.0 | 3.7 | 0.6  | 0.0 | -   | 0.0 | -   | -   | -  | -   | -   | 0.0 | -    | -   | -  | -   | 0.0 | 0.4 | -    | -     | 4.733  |



ANNEX 33  
 EXPENDITURE CHARGED AGAINST THE 2011 BUDGET  
 DETAILS by ITEM and by MEMBER STATE

In EUR million

| Budget Line          | Fund source | Item  | BE  | BG  | CZ | DK  | DE   | EE | IE  | EL | ES  | FR  | IT  | CY | LV | LT  | LU | HU  | MT | NL  | AT  | PL  | PT  | RO  | SI | SK | FI | SE  | UK  | CE | TOTAL |
|----------------------|-------------|---|-----|-----|----|-----|------|----|-----|----|-----|-----|-----|----|----|-----|----|-----|----|-----|-----|-----|-----|-----|----|----|----|-----|-----|----|-------|
| 05 02 13 01 2100 085 |             | CN 0202 30 - frozen beef/veal - boneless - marketing year 09/10 - R.1234/07, Art.162a)(iv)      | -   | -   | -  | -   | 0.0  | -  | 0.0 | -  | 0.1 | 0.1 | 0.5 | -  | -  | 0.0 | -  | -   | -  | -   | 0.0 | 0.1 | -   | 0.0 | -  | -  | -  | 0.0 | 0.0 | -  | 0.896 |
| 05 02 13 01 2100 086 |             | CN 0202 10 - frozen beef/veal - carcasses - marketing year 10/11 - R.1234/07, Art.162(1)a)(iv)  | -   | -   | -  | -   | -    | -  | -   | -  | -   | -   | -   | -  | -  | -   | -  | -   | -  | -   | -   | -   | -   | -   | -  | -  | -  | -   | -   | -  | -     |
| 05 02 13 01 2100 087 | C1          | CN 0202 20 - frozen beef/veal - bone-in - marketing year 10/11 - R.1234/07, Art.162(1)a)(iv)    | -   | -   | -  | 0.0 | 0.0  | -  | -   | -  | 0.0 | 0.0 | 0.0 | -  | -  | -   | -  | -   | -  | -   | 0.0 | -   | 0.0 | -   | -  | -  | -  | -   | 0.0 | -  | 0.064 |
| 05 02 13 01 2100 087 | NA          | CN 0202 20 - frozen beef/veal - bone-in - marketing year 10/11 - R.1234/07, Art.162(1)a)(iv)    | -   | -   | -  | -   | -    | -  | -   | -  | -   | -   | -   | -  | -  | -   | -  | -   | -  | -   | -   | -   | -   | -   | -  | -  | -  | -   | -   | -  | -     |
| 05 02 13 01 2100 087 |             | CN 0202 20 - frozen beef/veal - bone-in - marketing year 10/11 - R.1234/07, Art.162(1)a)(iv)    | -   | -   | -  | 0.0 | 0.0  | -  | -   | -  | 0.0 | 0.0 | 0.0 | -  | -  | -   | -  | -   | -  | -   | 0.0 | -   | 0.0 | -   | -  | -  | -  | -   | 0.0 | -  | 0.064 |
| 05 02 13 01 2100 088 | C1          | CN 0202 30 - frozen beef/veal - boneless - marketing year 10/11 - R.1234/07, Art.162(1)a)(iv)   | 0.2 | 0.0 | -  | 0.0 | 0.5  | -  | 0.1 | -  | 0.6 | 0.1 | 1.2 | -  | -  | 0.0 | -  | 0.0 | -  | 0.0 | 0.3 | 1.3 | -   | 0.0 | -  | -  | -  | 0.0 | 0.0 | -  | 4.397 |
| 05 02 13 01 2100 088 | NA          | CN 0202 30 - frozen beef/veal - boneless - marketing year 10/11 - R.1234/07, Art.162(1)a)(iv)   | -   | -   | -  | -   | -    | -  | -   | -  | -   | -   | -   | -  | -  | -   | -  | -   | -  | -   | -   | -   | -   | -   | -  | -  | -  | -   | -   | -  | -     |
| 05 02 13 01 2100 088 |             | CN 0202 30 - frozen beef/veal - boneless - marketing year 10/11 - R.1234/07, Art.162(1)a)(iv)   | 0.2 | 0.0 | -  | 0.0 | 0.5  | -  | 0.1 | -  | 0.6 | 0.1 | 1.2 | -  | -  | 0.0 | -  | 0.0 | -  | 0.0 | 0.3 | 1.3 | -   | 0.0 | -  | -  | -  | 0.0 | 0.0 | -  | 4.397 |
| 05 02 13 01 2100 089 |             | CN 0202 10 - frozen beef/veal - carcasses - marketing year 11/12 - R.1234/07, Art.162(1)a)(iv)  | -   | -   | -  | -   | -    | -  | -   | -  | -   | -   | -   | -  | -  | -   | -  | -   | -  | -   | -   | -   | -   | -   | -  | -  | -  | -   | -   | -  | -     |
| 05 02 13 01 2100 089 |             | CN 0202 20 - frozen beef/veal - bone-in - marketing year 11/12 - R.1234/07, Art.162(1)a)(iv)    | -   | -   | -  | -   | 0.0  | -  | -   | -  | -   | -   | -   | -  | -  | -   | -  | -   | -  | -   | 0.0 | -   | -   | -   | -  | -  | -  | -   | 0.0 | -  | 0.001 |
| 05 02 13 01 2100 090 | NA          | CN 0202 20 - frozen beef/veal - bone-in - marketing year 11/12 - R.1234/07, Art.162(1)a)(iv)    | -   | -   | -  | -   | -    | -  | -   | -  | -   | -   | -   | -  | -  | -   | -  | -   | -  | -   | -   | -   | -   | -   | -  | -  | -  | -   | -   | -  | -     |
| 05 02 13 01 2100 090 |             | CN 0202 20 - frozen beef/veal - bone-in - marketing year 11/12 - R.1234/07, Art.162(1)a)(iv)    | -   | -   | -  | -   | 0.0  | -  | -   | -  | -   | -   | -   | -  | -  | -   | -  | -   | -  | -   | 0.0 | -   | -   | -   | -  | -  | -  | -   | 0.0 | -  | 0.001 |
| 05 02 13 01 2100 091 | C1          | CN 0202 30 - frozen beef/veal - boneless - marketing year 11/12 - R.1234/07, Art.162(1)a)(iv)   | 0.1 | -   | -  | -   | 0.0  | -  | 0.0 | -  | -   | -   | 0.0 | -  | -  | -   | -  | -   | -  | -   | 0.0 | 0.0 | -   | -   | -  | -  | -  | -   | 0.0 | -  | 0.111 |
| 05 02 13 01 2100 091 | NA          | CN 0202 30 - frozen beef/veal - boneless - marketing year 11/12 - R.1234/07, Art.162(1)a)(iv)   | -   | -   | -  | -   | -    | -  | -   | -  | -   | -   | -   | -  | -  | -   | -  | -   | -  | -   | -   | -   | -   | -   | -  | -  | -  | -   | -   | -  | -     |
| 05 02 13 01 2100 091 |             | CN 0202 30 - frozen beef/veal - boneless - marketing year 11/12 - R.1234/07, Art.162(1)a)(iv)   | 0.1 | -   | -  | -   | 0.0  | -  | 0.0 | -  | -   | -   | 0.0 | -  | -  | -   | -  | -   | -  | -   | 0.0 | 0.0 | -   | -   | -  | -  | -  | -   | 0.0 | -  | 0.111 |
| 05 02 13 01 2100 137 | C1          | CN 0201 10 - fresh beef/veal - carcasses - marketing year 08/09 and earlier - R.1254/99, Art.33 | -   | -   | -  | -   | -    | -  | 0.1 | -  | -   | -   | -   | -  | -  | -   | -  | -   | -  | -   | -   | -   | -   | -   | -  | -  | -  | -   | -   | -  | 0.051 |
| 05 02 13 01 2100 138 | C1          | CN 0201 20 - fresh beef/veal - quarters - marketing year 08/09 and earlier - R.1254/99, Art.33  | -   | -   | -  | -   | -0.0 | -  | -   | -  | -   | -   | -   | -  | -  | -   | -  | -   | -  | -   | 0.0 | 0.0 | -   | -   | -  | -  | -  | -   | -   | -  | 0.043 |
| 05 02 13 01 2100 138 | NA          | CN 0201 20 - fresh beef/veal - quarters - marketing year 08/09 and earlier - R.1254/99, Art.33  | -   | -   | -  | -   | -    | -  | -   | -  | -   | -   | -   | -  | -  | -   | -  | -   | -  | -   | -   | -   | -   | -   | -  | -  | -  | -   | -   | -  | -     |
| 05 02 13 01 2100 138 |             | CN 0201 20 - fresh beef/veal - quarters - marketing year 08/09 and earlier - R.1254/99, Art.33  | -   | -   | -  | -   | -0.0 | -  | -   | -  | -   | -   | -   | -  | -  | -   | -  | -   | -  | -   | 0.0 | 0.0 | -   | -   | -  | -  | -  | -   | -   | -  | 0.043 |
| 05 02 13 01 2100 139 | C1          | CN 0201 30 - fresh beef/veal - boneless - marketing year 08/09 and earlier - R.1254/99, Art.33  | 0.0 | -   | -  | -   | 0.0  | -  | -   | -  | -   | -   | 0.0 | -  | -  | -   | -  | -   | -  | -   | -   | -   | -   | -   | -  | -  | -  | -   | -   | -  | 0.049 |
| 05 02 13 01 2100 139 | NA          | CN 0201 30 - fresh beef/veal - boneless - marketing year 08/09 and earlier - R.1254/99, Art.33  | -   | -   | -  | -   | -    | -  | -   | -  | -   | -   | -   | -  | -  | -   | -  | -   | -  | -   | -   | -   | -   | -   | -  | -  | -  | -   | -   | -  | -     |
| 05 02 13 01 2100 139 |             | CN 0201 30 - fresh beef/veal - boneless - marketing year 08/09 and earlier - R.1254/99, Art.33  | 0.0 | -   | -  | -   | 0.0  | -  | -   | -  | -   | -   | 0.0 | -  | -  | -   | -  | -   | -  | -   | -   | -   | -   | -   | -  | -  | -  | -   | -   | -  | 0.049 |
| 05 02 13 01 2100 140 | C1          | CN 0201 10 - fresh beef/veal - carcasses - marketing year 09/10 - R.1234/07, Art.162a)(iv)      | -   | -   | -  | -   | -    | -  | 0.3 | -  | -   | -   | -   | -  | -  | -   | -  | -   | -  | -   | -   | -   | -   | -   | -  | -  | -  | -   | -   | -  | 0.312 |
| 05 02 13 01 2100 140 | NA          | CN 0201 10 - fresh beef/veal - carcasses - marketing year 09/10 - R.1234/07, Art.162a)(iv)      | -   | -   | -  | -   | -    | -  | -   | -  | -   | -   | -   | -  | -  | -   | -  | -   | -  | -   | -   | -   | -   | -   | -  | -  | -  | -   | -   | -  | -     |
| 05 02 13 01 2100 140 |             | CN 0201 10 - fresh beef/veal - carcasses - marketing year 09/10 - R.1234/07, Art.162a)(iv)      | -   | -   | -  | -   | -    | -  | 0.3 | -  | -   | -   | -   | -  | -  | -   | -  | -   | -  | -   | -   | -   | -   | -   | -  | -  | -  | -   | -   | -  | 0.312 |
| 05 02 13 01 2100 141 | C1          | CN 0201 20 - fresh beef/veal - bone-in - marketing year 09/10 - R.1234/07, Art.162a)(iv)        | -   | -   | -  | -   | 0.0  | -  | -   | -  | -   | 0.0 | -   | -  | -  | -   | -  | -   | -  | -   | 0.0 | 0.0 | 0.1 | -   | -  | -  | -  | -   | -   | -  | 0.219 |
| 05 02 13 01 2100 141 | NA          | CN 0201 20 - fresh beef/veal - bone-in - marketing year 09/10 - R.1234/07, Art.162a)(iv)        | -   | -   | -  | -   | -    | -  | -   | -  | -   | -   | -   | -  | -  | -   | -  | -   | -  | -   | -   | -   | -   | -   | -  | -  | -  | -   | -   | -  | -     |
| 05 02 13 01 2100 141 |             | CN 0201 20 - fresh beef/veal - bone-in - marketing year 09/10 - R.1234/07, Art.162a)(iv)        | -   | -   | -  | -   | 0.0  | -  | -   | -  | -   | 0.0 | -   | -  | -  | -   | -  | -   | -  | -   | 0.0 | 0.0 | 0.1 | -   | -  | -  | -  | -   | -   | -  | 0.219 |
| 05 02 13 01 2100 142 | C1          | CN 0201 30 - fresh beef/veal - boneless - marketing year 09/10 - R.1234/07, Art.162a)(iv)       | -   | -   | -  | 0.0 | 0.2  | -  | -   | -  | -   | -   | 0.4 | -  | -  | 0.3 | -  | -   | -  | -   | 0.0 | -   | 0.3 | -   | -  | -  | -  | -   | 0.0 | -  | 1.263 |
| 05 02 13 01 2100 142 | NA          | CN 0201 30 - fresh beef/veal - boneless - marketing year 09/10 - R.1234/07, Art.162a)(iv)       | -   | -   | -  | -   | -    | -  | -   | -  | -   | -   | -   | -  | -  | -   | -  | -   | -  | -   | -   | -   | -   | -   | -  | -  | -  | -   | -   | -  | -     |
| 05 02 13 01 2100 142 |             | CN 0201 30 - fresh beef/veal - boneless - marketing year 09/10 - R.1234/07, Art.162a)(iv)       | -   | -   | -  | 0.0 | 0.2  | -  | -   | -  | -   | -   | 0.4 | -  | -  | 0.3 | -  | -   | -  | -   | 0.0 | -   | 0.3 | -   | -  | -  | -  | -   | 0.0 | -  | 1.263 |



ANNEX 33  
 EXPENDITURE CHARGED AGAINST THE 2011 BUDGET  
 DETAILS by ITEM and by MEMBER STATE

In EUR million

| Budget Line          | Fund source | Item  | BE  | BG  | CZ  | DK  | DE   | EE  | IE  | EL  | ES   | FR   | IT  | CY  | LV | LT  | LU  | HU  | MT  | NL  | AT  | PL   | PT  | RO  | SI  | SK  | FI  | SE  | UK  | CE  | TOTAL  |       |
|----------------------|-------------|---|-----|-----|-----|-----|------|-----|-----|-----|------|------|-----|-----|----|-----|-----|-----|-----|-----|-----|------|-----|-----|-----|-----|-----|-----|-----|-----|--------|-------|
| 05 02 13 04 2101 009 | C1          | CN 0102 10 - live animals - marketing year 09/10 - R.1234/07, Art.162(1)a)(iv)  | -   | -   | 0.0 | -   | 2.1  | 0.0 | -   | -   | -    | 0.5  | -   | -   | -  | -   | -   | 0.4 | -   | 0.7 | 0.7 | -    | -   | -   | -   | 0.1 | 0.0 | -   | -   | -   | 4.740  |       |
| 05 02 13 04 2101 009 | NA          | CN 0102 10 - live animals - marketing year 09/10 - R.1234/07, Art.162(1)a)(iv)  | -   | -   | -   | -   | -    | -   | -   | -   | -    | -    | -   | -   | -  | -   | -   | -   | -   | -   | -   | -    | -   | -   | -   | -   | -   | -   | -   | -   | -      |       |
| 05 02 13 04 2101 009 | C1          | CN 0102 10 - live animals - marketing year 09/10 - R.1234/07, Art.162(1)a)(iv)  | -   | -   | 0.0 | -   | 2.1  | 0.0 | -   | -   | -    | 0.5  | -   | -   | -  | -   | -   | 0.4 | -   | 0.7 | 0.7 | -    | -   | -   | -   | 0.1 | 0.0 | -   | -   | -   | 4.740  |       |
| 05 02 13 04 2101 010 | C1          | CN 0102 10 - live animals - marketing year 10/11 - R.1234/07, Art.162(1)a)(iv)  | -   | -   | 0.1 | -   | 1.9  | 0.0 | -   | -   | -    | 0.2  | -   | -   | -  | 0.0 | -   | 0.3 | -   | 1.3 | 0.8 | -    | -   | -   | -   | 0.0 | 0.0 | -   | -   | -   | 4.760  |       |
| 05 02 13 04 2101 010 | NA          | CN 0102 10 - live animals - marketing year 10/11 - R.1234/07, Art.162(1)a)(iv)  | -   | -   | -   | -   | -    | -   | -   | -   | -    | -    | -   | -   | -  | -   | -   | -   | -   | -   | -   | -    | -   | -   | -   | -   | -   | -   | -   | -   | -      |       |
| 05 02 13 04 2101 010 | C1          | CN 0102 10 - live animals - marketing year 10/11 - R.1234/07, Art.162(1)a)(iv)  | -   | -   | 0.1 | -   | 1.9  | 0.0 | -   | -   | -    | 0.2  | -   | -   | -  | 0.0 | -   | 0.3 | -   | 1.3 | 0.8 | -    | -   | -   | -   | 0.0 | 0.0 | -   | -   | -   | 4.760  |       |
| 05 02 13 04 2101 011 | C1          | CN 0102 10 - live animals - marketing year 11/12 - R.1234/07, Art.162(1)a)(iv)  | -   | -   | -   | -   | -    | -   | -   | -   | -    | -    | -   | -   | -  | -   | -   | -   | -   | 0.0 | 0.0 | -    | -   | -   | -   | -   | -   | -   | -   | -   | 0.036  |       |
| 05 02 13 04 2101 011 | NA          | CN 0102 10 - live animals - marketing year 11/12 - R.1234/07, Art.162(1)a)(iv)  | -   | -   | -   | -   | -    | -   | -   | -   | -    | -    | -   | -   | -  | -   | -   | -   | -   | -   | -   | -    | -   | -   | -   | -   | -   | -   | -   | -   | -      |       |
| 05 02 13 04 2101 011 | C1          | CN 0102 10 - live animals - marketing year 11/12 - R.1234/07, Art.162(1)a)(iv)  | -   | -   | -   | -   | -    | -   | -   | -   | -    | -    | -   | -   | -  | -   | -   | -   | -   | 0.0 | 0.0 | -    | -   | -   | -   | -   | -   | -   | -   | -   | 0.036  |       |
| 05 02 13 04          | NA          | Refunds for live animals  | -   | -   | 0.2 | -   | 4.1  | 0.1 | -   | -   | -    | 0.8  | -   | -   | -  | 0.0 | -   | 0.7 | -   | 2.1 | 1.5 | -    | -   | -   | -   | 0.2 | 0.0 | -   | -   | -   | 9.639  |       |
| 05 02 13 04          | C1          | Refunds for live animals  | -   | -   | 0.2 | -   | 4.1  | 0.1 | -   | -   | -    | 0.8  | -   | -   | -  | 0.0 | -   | 0.7 | -   | 2.1 | 1.5 | -    | -   | -   | -   | 0.2 | 0.0 | -   | -   | -   | 9.639  |       |
| 05 02 13 99 2129 001 | C1          | Others - R.1254/99  | -   | -   | -   | -   | -    | -   | -   | -   | -    | -0.1 | -   | -   | -  | -   | -   | -   | -   | -   | -   | -    | -   | -   | -   | -   | -   | -   | -   | -   | -0.135 |       |
| 05 02 13 99 2190 101 | C1          | Compensation - producer's loss of revenue - R.1357/96 - recoveries  | -   | -   | -   | -   | -    | -   | -   | -   | -    | -    | -   | -   | -  | -   | -   | -   | -   | -   | -   | -    | -   | -   | -   | -   | -   | -   | -   | -   | -0.000 |       |
| 05 02 13 99 2190 102 | C1          | Compensation - producer's loss of revenue - R.1357/96 - payments  | -   | -   | -   | -   | -    | -   | -   | -   | -    | -    | -   | -   | -  | -   | -   | -   | -   | -   | -   | -    | -   | -   | -   | -   | -   | -   | -   | -   | -      |       |
| 05 02 13 99 2190 103 | C1          | Additional measures - direct support for sector - R.2443/96 - recoveries  | -   | -   | -   | -   | -    | -   | -   | -   | -    | -    | -   | -   | -  | -   | -   | -   | -   | -   | -   | -    | -   | -   | -   | -   | -   | -   | -   | -   | -      |       |
| 05 02 13 99 2190 104 | C1          | Additional measures - direct support for sector - R.2443/96 - payments  | -   | -   | -   | -   | -    | -   | -   | -   | -    | -    | -   | -   | -  | -   | -   | -   | -   | -   | -   | -    | -   | -   | -   | -   | -   | -   | -   | -   | -      |       |
| 05 02 13 99          | C1          | Other measures (beef and veal)  | -   | -   | -   | -   | -    | -   | -   | -   | -    | -0.1 | -   | -   | -  | -   | -   | -   | -   | -   | -   | -    | -   | -   | -   | -   | -   | -   | -   | -   | -0.136 |       |
| 05 02 13             | NA          | Beef and veal   | 0.4 | 0.0 | 0.7 | 1.7 | 16.6 | 0.1 | 2.9 | -   | 0.8  | 4.1  | 4.4 | -   | -  | 4.7 | -   | 0.9 | -   | 3.6 | 4.2 | 10.2 | -   | 0.2 | 0.1 | 0.2 | 0.0 | 0.0 | 0.0 | 0.0 | 55.648 |       |
| 05 02 13             | C1          | Beef and veal   | 0.4 | 0.0 | 0.7 | 1.7 | 16.6 | 0.1 | 2.9 | -   | 0.8  | 4.1  | 4.4 | -   | -  | 4.7 | -   | 0.9 | -   | 3.6 | 4.2 | 10.2 | -   | 0.2 | 0.1 | 0.2 | 0.0 | 0.0 | 0.0 | 0.0 | 55.648 |       |
| 05 02 14 01 2210 001 | C1          | Private storage - sheepmeat and goatmeat - R.1234/07, Art.31(1)g  | -   | -   | -   | -   | -    | -   | -   | -   | -    | -    | -   | -   | -  | -   | -   | -   | -   | -   | -   | -    | -   | -   | -   | -   | -   | -   | -   | -   | -      |       |
| 05 02 14 01          | C1          | Intervention in the form of storage of sheepmeat and goatmeat   | -   | -   | -   | -   | -    | -   | -   | -   | -    | -    | -   | -   | -  | -   | -   | -   | -   | -   | -   | -    | -   | -   | -   | -   | -   | -   | -   | -   | -      |       |
| 05 02 14 99 2290 010 | C1          | Others - R.2529/01  | -   | -   | -   | -   | -    | -   | -   | -   | -    | -    | -   | -   | -  | -   | -   | -   | -   | -   | -   | -    | -   | -   | -   | -   | -   | -   | -   | -   | -      |       |
| 05 02 14 99          | C1          | Other measures (sheepmeat and goatmeat)   | -   | -   | -   | -   | -    | -   | -   | -   | -    | -    | -   | -   | -  | -   | -   | -   | -   | -   | -   | -    | -   | -   | -   | -   | -   | -   | -   | -   | -      |       |
| 05 02 14             | C1          | Sheepmeat and goatmeat  | -   | -   | -   | -   | -    | -   | -   | -   | -    | -    | -   | -   | -  | -   | -   | -   | -   | -   | -   | -    | -   | -   | -   | -   | -   | -   | -   | -   | -      |       |
| 05 02 15 01 2300 107 | C1          | CN 0203 - pigmeat - carcasses and off-cuts - marketing year 08/09 and earlier - R.1234/07, Art.162(1)a)(vi)           | -   | -   | -   | 0.0 | -    | -   | -   | -   | -0.0 | -    | -   | 0.0 | -  | -   | -   | -   | -   | -   | -   | -    | -   | 0.0 | -   | -   | -   | -   | -   | -   | -      | 0.014 |
| 05 02 15 01 2300 108 | C1          | Pigmeat - dried, salted meats etc - marketing year 08/09 and earlier - R.2759/75, Art.13; R.1234/07, Art.162(1)a)(vi) | 0.0 | -   | -   | -   | -    | -   | -   | -   | 0.0  | 0.0  | 0.1 | -   | -  | -   | -   | -   | -   | 0.0 | -   | -    | 0.0 | -   | -   | -   | -   | -   | -   | -   | 0.086  |       |
| 05 02 15 01 2300 109 | C1          | Pigmeat - sausages and conserves - marketing year 08/09 and earlier - R.2759/75, Art.13; R.1234/07, Art.162(1)a)(vi)  | 0.0 | -   | -   | -   | -    | -   | -   | -   | 0.0  | 0.0  | 0.0 | -   | -  | -   | -   | -   | -   | -   | 0.0 | -    | 0.1 | -   | -   | -   | -   | -   | -   | -   | 0.112  |       |
| 05 02 15 01 2300 110 | C1          | Pigmeat - others - marketing year 08/09 and earlier - R.2759/75, Art.13; R.1234/07, Art.162(1)a)(vi)                  | 0.0 | -   | -   | -   | -    | -   | -   | 0.0 | 0.0  | -    | 0.0 | -   | -  | -   | -   | -   | -   | -   | 0.8 | -    | 0.0 | -   | -   | -   | -   | -   | 0.0 | -   | 0.844  |       |
| 05 02 15 01 2300 112 | C1          | CN 0210 - pigmeat - dried, salted meats etc - marketing year 09/10 - R.1234/07, Art.162(1)a)(vi)                      | -   | -   | -   | -   | 0.0  | -   | -   | -   | 0.3  | 0.0  | 2.5 | -   | -  | -   | -   | -   | -   | 0.0 | 0.0 | -    | 0.0 | -   | 0.0 | -   | 0.0 | -   | 0.0 | -   | 2.849  |       |
| 05 02 15 01 2300 113 | C1          | CN 1601 - pigmeat - sausages - marketing year 09/10 - R.1234/07, Art.162(1)a)(vi)                                     | 0.0 | -   | -   | -   | 0.0  | -   | -   | 0.0 | 0.0  | 0.1  | 0.6 | -   | -  | -   | 0.0 | -   | 0.0 | 0.0 | -   | 0.6  | -   | 0.0 | 0.0 | -   | 0.0 | -   | 0.0 | -   | 1.328  |       |
| 05 02 15 01 2300 114 | C1          | CN 1602 - pigmeat - other preparations - marketing year 09/10 - R.1234/07, Art.162(1)a)(vi)                           | 0.0 | -   | -   | -   | -    | -   | -   | 0.0 | -    | 0.1  | -   | -   | -  | -   | -   | -   | -   | -   | 0.0 | 0.1  | 0.1 | -   | -   | -   | -   | -   | 0.0 | -   | 0.300  |       |
| 05 02 15 01 2300 115 | C1          | CN 0210 - pigmeat - dried, salted meats etc - marketing year 10/11 - R.1234/07, Art.162(1)a)(vi)                      | 0.0 | -   | -   | -   | 0.2  | -   | -   | -   | 1.4  | 0.0  | 2.8 | -   | -  | -   | -   | -   | -   | 0.0 | 0.1 | -    | 0.1 | -   | 0.2 | -   | -   | 0.0 | 0.3 | -   | 5.098  |       |
| 05 02 15 01 2300 116 | C1          | CN 1601 - pigmeat - sausages - marketing year 10/11 - R.1234/07, Art.162(1)a)(vi)                                     | 0.0 | -   | -   | 0.4 | 0.1  | -   | -   | -   | 0.2  | 0.2  | 0.3 | -   | -  | -   | -   | 0.1 | -   | 0.0 | 0.2 | 0.0  | 2.8 | -   | 0.2 | 0.0 | -   | 0.0 | 0.1 | -   | 4.644  |       |



ANNEX 33  
 EXPENDITURE CHARGED AGAINST THE 2011 BUDGET  
 DETAILS by ITEM and by MEMBER STATE

In EUR million

| Budget Line          | Fund source | Item  | BE  | BG  | CZ  | DK  | DE   | EE  | IE  | EL  | ES   | FR  | IT  | CY  | LV | LT | LU | HU  | MT  | NL  | AT  | PL  | PT  | RO  | SI  | SK  | FI  | SE  | UK  | CE | TOTAL  |
|----------------------|-------------|---|-----|-----|-----|-----|------|-----|-----|-----|------|-----|-----|-----|----|----|----|-----|-----|-----|-----|-----|-----|-----|-----|-----|-----|-----|-----|----|--------|
| 05 02 15 01 2300 117 | C1          | CN 1602 - pigmeat - other preparations - marketing year 10/11 - R.1234/07, Art.162(1a)(vi)        | 0.2 | -   | -   | 0.3 | -    | -   | -   | -   | 0.1  | -   | 0.1 | -   | -  | -  | -  | 0.0 | -   | -   | 0.0 | 2.1 | 0.5 | -   | -   | -   | -   | -   | 0.1 | -  | 3.459  |
| 05 02 15 01 2300 118 | C1          | CN 0210 - pigmeat - dried, salted meats etc - marketing year 11/12 - R.1234/07, Art.162(1a)(vi)   | -   | -   | -   | -   | 0.0  | -   | -   | -   | 0.0  | -   | -   | -   | -  | -  | -  | -   | -   | 0.0 | 0.0 | -   | -   | -   | 0.0 | -   | -   | -   | 0.0 | -  | 0.103  |
| 05 02 15 01 2300 119 | C1          | CN 1601 - pigmeat - sausages - marketing year 11/12 - R.1234/07, Art.162(1a)(vi)                  | 0.0 | -   | -   | 0.1 | 0.0  | -   | -   | -   | 0.0  | -   | -   | -   | -  | -  | -  | 0.0 | -   | 0.0 | 0.0 | -   | -   | -   | 0.0 | -   | -   | -   | 0.0 | -  | 0.180  |
| 05 02 15 01 2300 120 | C1          | CN 1602 - pigmeat - other preparations - marketing year 11/12 - R.1234/07, Art.162(1a)(vi)        | 0.0 | -   | -   | 0.0 | -    | -   | -   | -   | 0.0  | -   | -   | -   | -  | -  | -  | 0.0 | -   | -   | 0.0 | 0.0 | -   | -   | -   | -   | -   | -   | 0.0 | -  | 0.104  |
| 05 02 15 01          | C1          | Refunds for pigmeat   | 0.2 | -   | -   | 0.8 | 0.3  | -   | -   | 0.0 | 2.0  | 0.3 | 6.5 | 0.0 | -  | -  | -  | 0.1 | -   | 0.0 | 1.2 | 2.3 | 4.0 | -   | 0.5 | 0.0 | -   | 0.0 | 0.7 | -  | 19.120 |
| 05 02 15 02 2301 001 | C1          | Private storage - pigmeat - others - R.1234/07, Art.31(1)f) - DK                                  | -   | -   | -   | 0.1 | -    | -   | -   | -   | -    | -   | -   | -   | -  | -  | -  | -   | -   | -   | -   | -   | -   | -   | -   | -   | -   | -   | -   | -  | 0.067  |
| 05 02 15 02 2301 001 | NA          | Private storage - pigmeat - others - R.1234/07, Art.31(1)f) - DK                                  | -   | -   | -   | -   | -    | -   | -   | -   | -    | -   | -   | -   | -  | -  | -  | -   | -   | -   | -   | -   | -   | -   | -   | -   | -   | -   | -   | -  | -      |
| 05 02 15 02 2301 001 | C1          | Private storage - pigmeat - others - R.1234/07, Art.31(1)f) - DK                                  | -   | -   | -   | 0.1 | -    | -   | -   | -   | -    | -   | -   | -   | -  | -  | -  | -   | -   | -   | -   | -   | -   | -   | -   | -   | -   | -   | -   | -  | 0.067  |
| 05 02 15 02 2301 002 | C1          | Private storage - pigmeat - R.1234/07, Art.31(1)f); R.1278/08; R.1329/08 - IE,UK                  | -   | -   | -   | -   | -    | -   | 0.0 | -   | -    | -   | -   | -   | -  | -  | -  | -   | -   | -   | -   | -   | -   | -   | -   | -   | -   | -   | -   | -  | 0.009  |
| 05 02 15 02 2301 002 | NA          | Private storage - pigmeat - R.1234/07, Art.31(1)f); R.1278/08; R.1329/08 - IE,UK                  | -   | -   | -   | -   | -    | -   | -   | -   | -    | -   | -   | -   | -  | -  | -  | -   | -   | -   | -   | -   | -   | -   | -   | -   | -   | -   | -   | -  | -      |
| 05 02 15 02 2301 002 | C1          | Private storage costs - advances - R.1234/07, Art.31(1)f); R.68/11 - EU 27                        | -   | -   | -   | 2.6 | -    | -   | -   | -   | -    | -   | -   | -   | -  | -  | -  | -   | 1.7 | -   | -   | 0.1 | 0.2 | -   | -   | -   | -   | -   | -   | -  | 4.562  |
| 05 02 15 02 2301 003 | NA          | Private storage costs - advances - R.1234/07, Art.31(1)f); R.68/11 - EU 27                        | -   | -   | -   | -   | -    | -   | -   | -   | -    | -   | -   | -   | -  | -  | -  | -   | -   | -   | -   | -   | -   | -   | -   | -   | -   | -   | -   | -  | -      |
| 05 02 15 02 2301 003 | C1          | Private storage costs - advances - R.1234/07, Art.31(1)f); R.68/11 - EU 27                        | -   | -   | -   | 2.6 | -    | -   | -   | -   | -    | -   | -   | -   | -  | -  | -  | -   | 1.7 | -   | -   | 0.1 | 0.2 | -   | -   | -   | -   | -   | -   | -  | 4.562  |
| 05 02 15 02 2301 004 | C1          | Private storage costs - balance - R.1234/07, Art.31(1)f); R.68/11 - EU 27                         | -   | -   | -   | 0.2 | -    | -   | -   | -   | -    | -   | 0.2 | -   | -  | -  | -  | -   | -   | 0.1 | -   | -   | 0.0 | -   | -   | -   | -   | -   | 0.6 | -  | 1.122  |
| 05 02 15 02 2301 004 | NA          | Private storage costs - balance - R.1234/07, Art.31(1)f); R.68/11 - EU 27                         | -   | -   | -   | -   | -    | -   | -   | -   | -    | -   | -   | -   | -  | -  | -  | -   | -   | -   | -   | -   | -   | -   | -   | -   | -   | -   | -   | -  | -      |
| 05 02 15 02 2301 004 | C1          | Private storage costs - balance - R.1234/07, Art.31(1)f); R.68/11 - EU 27                         | -   | -   | -   | 0.2 | -    | -   | -   | -   | -    | -   | 0.2 | -   | -  | -  | -  | -   | 0.1 | -   | -   | 0.0 | -   | -   | -   | -   | -   | -   | 0.6 | -  | 1.122  |
| 05 02 15 02 2301 005 | C1          | Private storage costs - payments 100% - R.1234/07, Art.31(1)f); R.68/11 - EU 27                   | 1.1 | -   | 0.1 | 3.2 | 18.1 | 0.1 | 0.5 | -   | 11.0 | 1.2 | 5.0 | -   | -  | -  | -  | 0.8 | -   | 4.5 | 0.9 | 2.2 | 0.7 | 0.2 | -   | -   | 0.4 | 0.5 | -   | -  | 50.564 |
| 05 02 15 02 2301 005 | NA          | Private storage costs - payments 100% - R.1234/07, Art.31(1)f); R.68/11 - EU 27                   | -   | -   | -   | -   | -    | -   | -   | -   | -    | -   | -   | -   | -  | -  | -  | -   | -   | -   | -   | -   | -   | -   | -   | -   | -   | -   | -   | -  | -      |
| 05 02 15 02 2301 005 | C1          | Private storage costs - payments 100% - R.1234/07, Art.31(1)f); R.68/11 - EU 27                   | 1.1 | -   | 0.1 | 3.2 | 18.1 | 0.1 | 0.5 | -   | 11.0 | 1.2 | 5.0 | -   | -  | -  | -  | 0.8 | -   | 4.5 | 0.9 | 2.2 | 0.7 | 0.2 | -   | -   | 0.4 | 0.5 | -   | -  | 50.564 |
| 05 02 15 02          | NA          | Intervention for pigmeat  | 1.1 | -   | 0.1 | 6.1 | 18.1 | 0.1 | 0.5 | -   | 11.0 | 1.2 | 5.2 | -   | -  | -  | -  | 0.8 | -   | 6.3 | 0.9 | 2.2 | 0.8 | 0.4 | -   | -   | 0.4 | 0.5 | 0.6 | -  | 56.325 |
| 05 02 15 02          | NA          | Intervention for pigmeat  | -   | -   | -   | -   | -    | -   | -   | -   | -    | -   | -   | -   | -  | -  | -  | -   | -   | -   | -   | -   | -   | -   | -   | -   | -   | -   | -   | -  | -      |
| 05 02 15 02          | NA          | Intervention for pigmeat  | 1.1 | -   | 0.1 | 6.1 | 18.1 | 0.1 | 0.5 | -   | 11.0 | 1.2 | 5.2 | -   | -  | -  | -  | 0.8 | -   | 6.3 | 0.9 | 2.2 | 0.8 | 0.4 | -   | -   | 0.4 | 0.5 | 0.6 | -  | 56.325 |
| 05 02 15 03 2302 001 | C1          | Exceptional market-support measures - R.2759/75; R.1234/07  | -   | -   | -   | -   | -    | -   | -   | -   | -    | -   | -   | -   | -  | -  | -  | -   | -   | -   | -   | -   | -   | -   | -   | -   | -   | -   | -   | -  | -      |
| 05 02 15 03          | NA          | Exceptional market-support measures for pigmeat   | -   | -   | -   | -   | -    | -   | -   | -   | -    | -   | -   | -   | -  | -  | -  | -   | -   | -   | -   | -   | -   | -   | -   | -   | -   | -   | -   | -  | -      |
| 05 02 15 04 2310 103 | C1          | Eggs for hatching - marketing year 08/09 and earlier - R.2771/75, Art.8                           | 0.0 | -   | -   | -   | -    | -   | -   | -   | -    | 0.0 | -   | -   | -  | -  | -  | -   | -   | -   | -   | -   | -   | -   | -   | -   | -   | -   | -   | -  | 0.001  |
| 05 02 15 04 2310 104 | NA          | Eggs in shells - marketing year 08/09 and earlier - R.2771/75, Art.8                              | -   | -   | -   | -   | -    | -   | -   | -   | -    | -   | -   | -   | -  | -  | -  | -   | -   | -   | -   | -   | -   | -   | -   | -   | -   | -   | -   | -  | -      |
| 05 02 15 04 2310 105 | C1          | Egg products - marketing year 08/09 and earlier - R.2771/75, Art.8                                | -   | -   | -   | 0.0 | -    | -   | -   | -   | 0.0  | 0.0 | 0.0 | -   | -  | -  | -  | -   | -   | -   | -   | -   | -   | -   | -   | -   | -   | -   | -   | -  | 0.009  |
| 05 02 15 04 2310 106 | C1          | CN 0407 - eggs in shells - eggs for hatching - marketing year 09/10 - R.1234/07, Art.162a)(vii)   | 0.0 | -   | 0.0 | -   | 0.0  | -   | -   | -   | -    | 0.0 | -   | -   | -  | -  | -  | 0.0 | -   | 0.0 | -   | -   | -   | -   | -   | -   | 0.0 | -   | 0.0 | -  | 0.036  |
| 05 02 15 04 2310 107 | NA          | CN 0407 - eggs in shells - others - marketing year 09/10 - R.1234/07, Art.162a)(vii)              | -   | -   | -   | -   | -    | -   | -   | -   | -    | -   | -   | -   | -  | -  | -  | -   | -   | -   | -   | -   | -   | -   | -   | -   | -   | -   | -   | -  | -      |
| 05 02 15 04 2310 108 | C1          | CN 0408 - eggs not in shells - marketing year 09/10 - R.1234/07, Art.162a)(vii)                   | 0.0 | -   | -   | -   | 0.0  | 0.0 | -   | -   | 0.1  | 0.2 | 0.0 | -   | -  | -  | -  | -   | -   | 0.0 | 0.0 | -   | -   | -   | -   | -   | -   | -   | 0.0 | -  | 0.384  |
| 05 02 15 04 2310 109 | C1          | CN 0407 - eggs in shells - eggs for hatching - marketing year 10/11 - R.1234/07, Art.162(1a)(vii) | 0.0 | -   | 0.1 | 0.0 | 0.1  | -   | -   | -   | 0.0  | 0.0 | -   | -   | -  | -  | -  | 0.0 | -   | 0.4 | -   | -   | -   | 0.0 | 0.0 | 0.0 | -   | 0.0 | 0.0 | -  | 0.723  |
| 05 02 15 04 2310 110 | C1          | CN 0407 - eggs in shells - others - marketing year 10/11 - R.1234/07, Art.162(1a)(vii)            | -   | -   | -   | -   | -    | -   | -   | -   | -    | -   | -   | -   | -  | -  | -  | -   | -   | -   | -   | 0.0 | -   | -   | -   | -   | -   | -   | -   | -  | 0.014  |
| 05 02 15 04 2310 111 | C1          | CN 0408 - eggs not in shells - marketing year 10/11 - R.1234/07, Art.162(1a)(vii)                 | 0.0 | 0.0 | -   | 0.1 | 0.1  | 0.0 | -   | 0.1 | 0.1  | 0.5 | 0.3 | -   | -  | -  | -  | -   | -   | 0.3 | 0.0 | 0.0 | -   | -   | -   | -   | -   | -   | 0.1 | -  | 1.434  |









ANNEX 33  
 EXPENDITURE CHARGED AGAINST THE 2011 BUDGET  
 DETAILS by ITEM and by MEMBER STATE

In EUR million

| Budget Line          | Fund source | Item  | BE  | BG | CZ | DK  | DE  | EE | IE  | EL  | ES  | FR  | IT   | CY | LV | LT | LU  | HU | MT  | NL  | AT   | PL | PT  | RO | SI  | SK | FI   | SE  | UK  | CE | TOTAL  |
|----------------------|-------------|---|-----|----|----|-----|-----|----|-----|-----|-----|-----|------|----|----|----|-----|----|-----|-----|------|----|-----|----|-----|----|------|-----|-----|----|--------|
| 05 03 01 01 0000 007 |             | Single Payment Scheme - 0% modulation - R.73/09, title III - calendar year 2009 - BE, DK, DE, IE, EL, ES, FR, IT, LU, MT, NL, AT, PT, SI, FI, SE                      | 0.1 | -  | -  | 0.1 | 0.2 | -  | 1.1 | 3.4 | 0.8 | -   | 6.9  | -  | -  | -  | 0.0 | -  | 0.0 | 0.0 | -0.3 | -  | 0.4 | -  | 0.1 | -  | -0.0 | 0.1 | -   | -  | 12.872 |
| 05 03 01 01 0000 008 | C1          | Single Payment Scheme - payments 5.000 €-300.000 € - 7% modulation - R.73/09, title III - calendar year 2009 - BE, DK, DE, IE, EL, ES, FR, IT, LU, NL, AT, PT, FI, SE | 0.1 | -  | -  | 0.2 | 0.7 | -  | 1.0 | 3.0 | 1.7 | 2.0 | 10.0 | -  | -  | -  | 0.0 | -  | -   | 0.1 | -0.2 | -  | 0.4 | -  | -   | -  | 0.0  | 0.6 | -   | -  | 19.477 |
| 05 03 01 01 0000 008 | C5          | Single Payment Scheme - payments 5.000 €-300.000 € - 7% modulation - R.73/09, title III - calendar year 2009 - BE, DK, DE, IE, EL, ES, FR, IT, LU, NL, AT, PT, FI, SE | -   | -  | -  | 0.0 | 0.1 | -  | 0.1 | -   | -   | -   | -    | -  | -  | -  | -   | -  | -   | 0.0 | -    | -  | -   | -  | -   | -  | 0.0  | 0.2 | -   | -  | 0.419  |
| 05 03 01 01 0000 008 | NA          | Single Payment Scheme - payments 5.000 €-300.000 € - 7% modulation - R.73/09, title III - calendar year 2009 - BE, DK, DE, IE, EL, ES, FR, IT, LU, NL, AT, PT, FI, SE | -   | -  | -  | -   | -   | -  | -   | -   | -   | -   | -    | -  | -  | -  | -   | -  | -   | -   | -    | -  | -   | -  | -   | -  | -    | -   | -   | -  | -      |
| 05 03 01 01 0000 008 |             | Single Payment Scheme - payments 5.000 €-300.000 € - 7% modulation - R.73/09, title III - calendar year 2009 - BE, DK, DE, IE, EL, ES, FR, IT, LU, NL, AT, PT, FI, SE | 0.1 | -  | -  | 0.2 | 0.8 | -  | 1.1 | 3.0 | 1.7 | 2.0 | 10.0 | -  | -  | -  | 0.0 | -  | -   | 0.1 | -0.2 | -  | 0.4 | -  | -   | -  | 0.0  | 0.7 | -   | -  | 19.897 |
| 05 03 01 01 0000 009 | C1          | Single Payment Scheme - payments > 300.000 € - 11% modulation - R.73/09, title III - calendar year 2009 - BE, DK, DE, IE, EL, ES, FR, IT, LU, NL, AT, PT, FI, SE      | 0.0 | -  | -  | 0.1 | 0.2 | -  | -   | -   | -   | -   | 0.4  | -  | -  | -  | -   | -  | -   | -   | -    | -  | 0.0 | -  | -   | -  | -    | -   | -   | -  | 0.737  |
| 05 03 01 01 0000 009 | C5          | Single Payment Scheme - payments > 300.000 € - 11% modulation - R.73/09, title III - calendar year 2009 - BE, DK, DE, IE, EL, ES, FR, IT, LU, NL, AT, PT, FI, SE      | -   | -  | -  | 0.0 | 0.0 | -  | -   | -   | -   | -   | -    | -  | -  | -  | -   | -  | -   | -   | -    | -  | -   | -  | -   | -  | -    | -   | -   | -  | 0.000  |
| 05 03 01 01 0000 009 | NA          | Single Payment Scheme - payments > 300.000 € - 11% modulation - R.73/09, title III - calendar year 2009 - BE, DK, DE, IE, EL, ES, FR, IT, LU, NL, AT, PT, FI, SE      | -   | -  | -  | -   | -   | -  | -   | -   | -   | -   | -    | -  | -  | -  | -   | -  | -   | -   | -    | -  | -   | -  | -   | -  | -    | -   | -   | -  | -      |
| 05 03 01 01 0000 009 |             | Single Payment Scheme - payments > 300.000 € - 11% modulation - R.73/09, title III - calendar year 2009 - BE, DK, DE, IE, EL, ES, FR, IT, LU, NL, AT, PT, FI, SE      | 0.0 | -  | -  | 0.1 | 0.2 | -  | -   | -   | -   | -   | 0.4  | -  | -  | -  | -   | -  | -   | -   | -    | -  | 0.0 | -  | -   | -  | -    | -   | -   | -  | 0.737  |
| 05 03 01 01 0000 011 | C1          | Single Payment Scheme - payments < 5.000 € - 14% modulation - R.73/09, title III - calendar year 2009 - England, UK   | -   | -  | -  | -   | -   | -  | -   | -   | -   | -   | -    | -  | -  | -  | -   | -  | -   | -   | -    | -  | -   | -  | -   | -  | -    | -   | 3.8 | -  | 3.817  |
| 05 03 01 01 0000 011 | NA          | Single Payment Scheme - payments < 5.000 € - 14% modulation - R.73/09, title III - calendar year 2009 - England, UK   | -   | -  | -  | -   | -   | -  | -   | -   | -   | -   | -    | -  | -  | -  | -   | -  | -   | -   | -    | -  | -   | -  | -   | -  | -    | -   | -   | -  | -      |
| 05 03 01 01 0000 011 |             | Single Payment Scheme - payments < 5.000 € - 14% modulation - R.73/09, title III - calendar year 2009 - England, UK   | -   | -  | -  | -   | -   | -  | -   | -   | -   | -   | -    | -  | -  | -  | -   | -  | -   | -   | -    | -  | -   | -  | -   | -  | -    | -   | 3.8 | -  | 3.817  |
| 05 03 01 01 0000 012 | C1          | Single Payment Scheme - payments > 5.000 € - 19% modulation - R.73/09, title III - calendar year 2009 - England, UK   | -   | -  | -  | -   | -   | -  | -   | -   | -   | -   | -    | -  | -  | -  | -   | -  | -   | -   | -    | -  | -   | -  | -   | -  | -    | -   | 5.5 | -  | 5.453  |
| 05 03 01 01 0000 012 | NA          | Single Payment Scheme - payments > 5.000 € - 19% modulation - R.73/09, title III - calendar year 2009 - England, UK   | -   | -  | -  | -   | -   | -  | -   | -   | -   | -   | -    | -  | -  | -  | -   | -  | -   | -   | -    | -  | -   | -  | -   | -  | -    | -   | -   | -  | -      |
| 05 03 01 01 0000 012 |             | Single Payment Scheme - payments > 5.000 € - 19% modulation - R.73/09, title III - calendar year 2009 - England, UK   | -   | -  | -  | -   | -   | -  | -   | -   | -   | -   | -    | -  | -  | -  | -   | -  | -   | -   | -    | -  | -   | -  | -   | -  | -    | -   | 5.5 | -  | 5.453  |
| 05 03 01 01 0000 013 | C1          | Single Payment Scheme - payments < 5.000 € - 7% modulation - R.73/09, title III - calendar year 2009 - Northern Ireland, UK   | -   | -  | -  | -   | -   | -  | -   | -   | -   | -   | -    | -  | -  | -  | -   | -  | -   | -   | -    | -  | -   | -  | -   | -  | -    | -   | 0.5 | -  | 0.521  |
| 05 03 01 01 0000 013 | NA          | Single Payment Scheme - payments < 5.000 € - 7% modulation - R.73/09, title III - calendar year 2009 - Northern Ireland, UK   | -   | -  | -  | -   | -   | -  | -   | -   | -   | -   | -    | -  | -  | -  | -   | -  | -   | -   | -    | -  | -   | -  | -   | -  | -    | -   | -   | -  | -      |
| 05 03 01 01 0000 013 |             | Single Payment Scheme - payments < 5.000 € - 7% modulation - R.73/09, title III - calendar year 2009 - Northern Ireland, UK   | -   | -  | -  | -   | -   | -  | -   | -   | -   | -   | -    | -  | -  | -  | -   | -  | -   | -   | -    | -  | -   | -  | -   | -  | -    | -   | 0.5 | -  | 0.521  |







ANNEX 33  
 EXPENDITURE CHARGED AGAINST THE 2011 BUDGET  
 DETAILS by ITEM and by MEMBER STATE

In EUR million

| Budget Line          | Fund source | Item  | BE    | BG    | CZ    | DK    | DE      | EE   | IE      | EL      | ES      | FR      | IT      | CY | LV   | LT   | LU    | HU   | MT    | NL    | AT    | PL      | PT    | RO    | SI   | SK    | FI    | SE    | UK      | CE | TOTAL      |
|----------------------|-------------|---|-------|-------|-------|-------|---------|------|---------|---------|---------|---------|---------|----|------|------|-------|------|-------|-------|-------|---------|-------|-------|------|-------|-------|-------|---------|----|------------|
| 05 03 01 01 0000 027 |             | Single Payment Scheme - payments < 5.000 € - 5,8% modulation - R.73/09, title III - calendar year 2010 - Wales, UK                  | -     | -     | -     | -     | -       | -    | -       | -       | -       | -       | -       | -  | -    | -    | -     | -    | -     | -     | -     | -       | -     | -     | -    | -     | -     | -     | 63.4    | -  | 63.370     |
| 05 03 01 01 0000 028 | C1          | Single Payment Scheme - payments 5.000 €-300.000 € - 10,8% modulation - R.73/09, title III - calendar year 2010 - Wales, UK         | -     | -     | -     | -     | -       | -    | -       | -       | -       | -       | -       | -  | -    | -    | -     | -    | -     | -     | -     | -       | -     | -     | -    | -     | -     | -     | 246.4   | -  | 246.418    |
| 05 03 01 01 0000 028 | NA          | Single Payment Scheme - payments 5.000 €-300.000 € - 10,8% modulation - R.73/09, title III - calendar year 2010 - Wales, UK         | -     | -     | -     | -     | -       | -    | -       | -       | -       | -       | -       | -  | -    | -    | -     | -    | -     | -     | -     | -       | -     | -     | -    | -     | -     | -     | -       | -  | -          |
| 05 03 01 01 0000 028 |             | Single Payment Scheme - payments 5.000 €-300.000 € - 10,8% modulation - R.73/09, title III - calendar year 2010 - Wales, UK         | -     | -     | -     | -     | -       | -    | -       | -       | -       | -       | -       | -  | -    | -    | -     | -    | -     | -     | -     | -       | -     | -     | -    | -     | -     | -     | 246.4   | -  | 246.418    |
| 05 03 01 01 0000 029 | C1          | Single Payment Scheme - payments > 300.000 € - 12% modulation - R.73/09, title III - calendar year 2010 - Wales, UK                 | -     | -     | -     | -     | -       | -    | -       | -       | -       | -       | -       | -  | -    | -    | -     | -    | -     | -     | -     | -       | -     | -     | -    | -     | -     | -     | 0.9     | -  | 0.949      |
| 05 03 01 01 0000 029 | NA          | Single Payment Scheme - payments > 300.000 € - 12% modulation - R.73/09, title III - calendar year 2010 - Wales, UK                 | -     | -     | -     | -     | -       | -    | -       | -       | -       | -       | -       | -  | -    | -    | -     | -    | -     | -     | -     | -       | -     | -     | -    | -     | -     | -     | -       | -  | -          |
| 05 03 01 01 0000 029 |             | Single Payment Scheme - payments > 300.000 € - 12% modulation - R.73/09, title III - calendar year 2010 - Wales, UK                 | -     | -     | -     | -     | -       | -    | -       | -       | -       | -       | -       | -  | -    | -    | -     | -    | -     | -     | -     | -       | -     | -     | -    | -     | -     | -     | 0.9     | -  | 0.949      |
| 05 03 01 01 0000 030 | C1          | Single Payment Scheme - payments < 5.000 € - 9% modulation - R.73/09, title III - calendar year 2010 - Scotland, UK                 | -     | -     | -     | -     | -       | -    | -       | -       | -       | -       | -       | -  | -    | -    | -     | -    | -     | -     | -     | -       | -     | -     | -    | -     | -     | -     | 68.3    | -  | 68.349     |
| 05 03 01 01 0000 030 | NA          | Single Payment Scheme - payments < 5.000 € - 9% modulation - R.73/09, title III - calendar year 2010 - Scotland, UK                 | -     | -     | -     | -     | -       | -    | -       | -       | -       | -       | -       | -  | -    | -    | -     | -    | -     | -     | -     | -       | -     | -     | -    | -     | -     | -     | -       | -  | -          |
| 05 03 01 01 0000 030 |             | Single Payment Scheme - payments < 5.000 € - 9% modulation - R.73/09, title III - calendar year 2010 - Scotland, UK                 | -     | -     | -     | -     | -       | -    | -       | -       | -       | -       | -       | -  | -    | -    | -     | -    | -     | -     | -     | -       | -     | -     | -    | -     | -     | -     | 68.3    | -  | 68.349     |
| 05 03 01 01 0000 031 | C1          | Single Payment Scheme - payments > 5.000 € - 14% modulation - R.73/09, title III - calendar year 2010 - Scotland, UK                | -     | -     | -     | -     | -       | -    | -       | -       | -       | -       | -       | -  | -    | -    | -     | -    | -     | -     | -     | -       | -     | -     | -    | -     | -     | -     | 488.7   | -  | 488.702    |
| 05 03 01 01 0000 031 | NA          | Single Payment Scheme - payments > 5.000 € - 14% modulation - R.73/09, title III - calendar year 2010 - Scotland, UK                | -     | -     | -     | -     | -       | -    | -       | -       | -       | -       | -       | -  | -    | -    | -     | -    | -     | -     | -     | -       | -     | -     | -    | -     | -     | -     | -       | -  | -          |
| 05 03 01 01 0000 031 |             | Single Payment Scheme - payments > 5.000 € - 14% modulation - R.73/09, title III - calendar year 2010 - Scotland, UK                | -     | -     | -     | -     | -       | -    | -       | -       | -       | -       | -       | -  | -    | -    | -     | -    | -     | -     | -     | -       | -     | -     | -    | -     | -     | -     | 488.7   | -  | 488.702    |
| 05 03 01 01          | C1          | SPS (single payment scheme)   | 414.9 | -     | -     | 898.7 | 5 304.6 | -    | 804.8   | 2 065.0 | 4 287.4 | 6 931.0 | 3 524.7 | -  | -    | -    | 34.2  | -    | 3.7   | 780.7 | 633.2 | -       | 398.4 | -     | 88.6 | -     | 492.6 | 654.4 | 3 263.4 | -  | 30 580.329 |
| 05 03 01 01          | C5          | SPS (single payment scheme)   | 58.8  | -     | -     | 0.0   | 0.3     | -    | 442.0   | -       | -       | -       | -       | -  | -    | -    | -     | -    | 0.0   | 0.1   | -     | -       | 0.1   | -     | 0.0  | -     | 0.0   | 0.2   | -       | -  | 501.496    |
| 05 03 01 01          | NA          | SPS (single payment scheme)   | -     | -     | -     | -     | -       | -    | -       | -       | -       | -       | -       | -  | -    | -    | -     | -    | -     | -     | -     | -       | -     | -     | -    | -     | -     | -     | -       | -  | -          |
| 05 03 01 01          |             | SPS (single payment scheme)   | 473.7 | -     | -     | 898.7 | 5 304.8 | -    | 1 246.8 | 2 065.0 | 4 287.4 | 6 931.0 | 3 524.7 | -  | -    | -    | 34.2  | -    | 3.7   | 780.8 | 633.2 | -       | 398.6 | -     | 88.6 | -     | 492.6 | 654.6 | 3 263.4 | -  | 31 081.826 |
| 05 03 01 02 0000 004 | C1          | Single area payment scheme - new Member States - R.1782/03, Art.143b) - calendar year 2007 and earlier                              | -     | 0.0   | 0.0   | -     | -       | -    | -       | -       | -       | -       | -       | -  | 0.0  | 0.0  | -     | 0.1  | -     | -     | -     | 0.1     | -     | -0.2  | -    | 0.0   | -     | -     | -       | -  | 0.029      |
| 05 03 01 02 0000 005 | C1          | Single area payment scheme - new Member States - R.1782/03, Art.143b) - calendar year 2008 - BG, CZ, EE, CY, LT, LV, HU, PL, RO, SK | -     | 0.0   | 0.0   | -     | -       | -    | -       | -       | -       | -       | -       | -  | 0.0  | 0.0  | -     | 0.3  | -     | -     | -     | 0.2     | -     | -0.2  | -    | 0.1   | -     | -     | -       | -  | 0.296      |
| 05 03 01 02 0000 006 | C1          | Single area payment scheme - R.73/09, Art.122 - calendar year 2009 - BG, CZ, EE, CY, LT, LV, HU, PL, RO, SK                         | -     | -3.5  | 0.0   | -     | -       | 0.0  | -       | -       | -       | -       | -       | -  | -0.1 | 0.0  | 0.1   | -    | 0.0   | -     | -     | 1.6     | -     | 1.1   | -    | 0.2   | -     | -     | -       | -  | -0.472     |
| 05 03 01 02 0000 007 | C1          | Single area payment scheme - R.73/09, Art.122 - calendar year 2010 - BG, CZ, EE, CY, LT, LV, HU, PL, RO, SK                         | -     | 293.2 | 580.5 | -     | -       | 70.5 | -       | -       | -       | -       | -       | -  | 30.0 | 95.1 | 261.0 | -    | 831.3 | -     | -     | 1 960.6 | -     | 697.8 | -    | 264.5 | -     | -     | -       | -  | 5 084.427  |
| 05 03 01 02          | C1          | SAPS (single area payment scheme)   | -     | 289.7 | 580.6 | -     | -       | 70.5 | -       | -       | -       | -       | -       | -  | 29.9 | 95.1 | 261.1 | -    | 831.7 | -     | -     | 1 962.5 | -     | 698.5 | -    | 264.8 | -     | -     | -       | -  | 5 084.280  |
| 05 03 01 03 0000 002 | C1          | Separate sugar payment - R.1782/03, Art.143ba - calendar year 2007 and earlier  | -     | -     | -     | -     | -       | -    | -       | -       | -       | -       | -       | -  | -    | -    | 0.0   | -    | -     | -     | -     | 0.0     | -     | 0.0   | -    | -     | -     | -     | -       | -  | 0.010      |
| 05 03 01 03 0000 003 | C1          | Separate sugar payment - R.1782/03, Art.143ba - calendar year 2008 - CZ, LV, LT, HU, PL, RO, SK                                     | -     | -     | -     | -     | -       | -    | -       | -       | -       | -       | -       | -  | -    | -    | 0.0   | -    | -     | -     | -     | 0.0     | -     | -0.0  | -    | -     | -     | -     | -       | -  | 0.004      |
| 05 03 01 03 0000 004 | C1          | Separate sugar payment - R.73/09, Art.126 - calendar year 2009 - CZ, LV, LT, HU, PL, RO, SK   | -     | -     | -     | -     | -       | -    | -       | -       | -       | -       | -       | -  | -    | -    | 0.1   | -    | -0.0  | -     | -     | 0.0     | -     | -0.0  | -    | 0.0   | -     | -     | -       | -  | 0.069      |
| 05 03 01 03 0000 005 | C1          | Separate sugar payment - R.73/09, Art.126 - calendar year 2010 - CZ, LV, LT, HU, PL, RO, SK   | -     | -     | 44.2  | -     | -       | -    | -       | -       | -       | -       | -       | -  | 4.9  | 10.1 | -     | 40.7 | -     | -     | -     | 157.3   | -     | 4.0   | -    | 8.8   | -     | -     | -       | -  | 270.133    |





ANNEX 33  
 EXPENDITURE CHARGED AGAINST THE 2011 BUDGET  
 DETAILS by ITEM and by MEMBER STATE

In EUR million

| Budget Line          | Fund source | Item   | BE | BG | CZ | DK | DE | EE | IE | EL | ES  | FR  | IT   | CY | LV | LT | LU | HU | MT | NL | AT  | PL | PT | RO | SI | SK | FI   | SE  | UK | CE | TOTAL  |
|----------------------|-------------|--|----|----|----|----|----|----|----|----|-----|-----|------|----|----|----|----|----|----|----|-----|----|----|----|----|----|------|-----|----|----|--------|
| 05 03 02 05 1800 129 |             | Graminaceous - 0% modulation - R.73/09, Art.87 - crop 2009 - BE, EL, ES, FR, IT, NL, PT, FI                              | -  | -  | -  | -  | -  | -  | -  | -  | 0.0 | -   | -    | -  | -  | -  | -  | -  | -  | -  | -   | -  | -  | -  | -  | -  | -    | -   | -  | -  | 0.000  |
| 05 03 02 05 1800 130 | C1          | Graminaceous - payments 5.000 €-300.000 € - 7% modulation - R.73/09, Art.87 - crop 2009 - BE, EL, ES, FR, IT, NL, PT, FI | -  | -  | -  | -  | -  | -  | -  | -  | 0.0 | -   | 0.0  | -  | -  | -  | -  | -  | -  | -  | -   | -  | -  | -  | -  | -  | -0.0 | -   | -  | -  | 0.027  |
| 05 03 02 05 1800 130 | NA          | Graminaceous - payments 5.000 €-300.000 € - 7% modulation - R.73/09, Art.87 - crop 2009 - BE, EL, ES, FR, IT, NL, PT, FI | -  | -  | -  | -  | -  | -  | -  | -  | -   | -   | -    | -  | -  | -  | -  | -  | -  | -  | -   | -  | -  | -  | -  | -  | -    | -   | -  | -  | -      |
| 05 03 02 05 1800 130 |             | Graminaceous - payments 5.000 €-300.000 € - 7% modulation - R.73/09, Art.87 - crop 2009 - BE, EL, ES, FR, IT, NL, PT, FI | -  | -  | -  | -  | -  | -  | -  | -  | 0.0 | -   | 0.0  | -  | -  | -  | -  | -  | -  | -  | -   | -  | -  | -  | -  | -  | -0.0 | -   | -  | -  | 0.027  |
| 05 03 02 05 1800 131 |             | Graminaceous - payments > 300.000 € - 11% modulation - R.73/09, Art.87 - crop 2009 - BE, EL, ES, FR, IT, NL, PT, FI      | -  | -  | -  | -  | -  | -  | -  | -  | -   | -   | -    | -  | -  | -  | -  | -  | -  | -  | -   | -  | -  | -  | -  | -  | -    | -   | -  | -  | -      |
| 05 03 02 05 1800 133 | C1          | Leguminous - 0% modulation - R.73/09, Art.87 - crop 2009 - BE, EL, ES, FR, IT, NL, PT, FI                                | -  | -  | -  | -  | -  | -  | -  | -  | 0.0 | -   | -0.0 | -  | -  | -  | -  | -  | -  | -  | -   | -  | -  | -  | -  | -  | -    | -   | -  | -  | -0.009 |
| 05 03 02 05 1800 133 | NA          | Leguminous - 0% modulation - R.73/09, Art.87 - crop 2009 - BE, EL, ES, FR, IT, NL, PT, FI                                | -  | -  | -  | -  | -  | -  | -  | -  | -   | -   | -    | -  | -  | -  | -  | -  | -  | -  | -   | -  | -  | -  | -  | -  | -    | -   | -  | -  | -      |
| 05 03 02 05 1800 133 |             | Leguminous - 0% modulation - R.73/09, Art.87 - crop 2009 - BE, EL, ES, FR, IT, NL, PT, FI                                | -  | -  | -  | -  | -  | -  | -  | -  | 0.0 | -   | -0.0 | -  | -  | -  | -  | -  | -  | -  | -   | -  | -  | -  | -  | -  | -    | -   | -  | -  | -0.009 |
| 05 03 02 05 1800 134 | C1          | Leguminous - payments 5.000 €-300.000 € - 7% modulation - R.73/09, Art.87 - crop 2009 - BE, EL, ES, FR, IT, NL, PT, FI   | -  | -  | -  | -  | -  | -  | -  | -  | 0.0 | -   | 0.0  | -  | -  | -  | -  | -  | -  | -  | -   | -  | -  | -  | -  | -  | -    | -   | -  | -  | 0.018  |
| 05 03 02 05 1800 134 | NA          | Leguminous - payments 5.000 €-300.000 € - 7% modulation - R.73/09, Art.87 - crop 2009 - BE, EL, ES, FR, IT, NL, PT, FI   | -  | -  | -  | -  | -  | -  | -  | -  | -   | -   | -    | -  | -  | -  | -  | -  | -  | -  | -   | -  | -  | -  | -  | -  | -    | -   | -  | -  | -      |
| 05 03 02 05 1800 134 |             | Leguminous - payments > 300.000 € - 11% modulation - R.73/09, Art.87 - crop 2009 - BE, EL, ES, FR, IT, NL, PT, FI        | -  | -  | -  | -  | -  | -  | -  | -  | 0.0 | -   | 0.0  | -  | -  | -  | -  | -  | -  | -  | -   | -  | -  | -  | -  | -  | -    | -   | -  | -  | 0.018  |
| 05 03 02 05 1800 135 | C1          | Rice - 0% modulation - R.73/09, Art.87 - crop 2009 - BE, EL, ES, FR, IT, NL, PT, FI                                      | -  | -  | -  | -  | -  | -  | -  | -  | -   | -   | -0.0 | -  | -  | -  | -  | -  | -  | -  | -   | -  | -  | -  | -  | -  | -    | -   | -  | -  | -0.005 |
| 05 03 02 05 1800 137 |             | Rice - payments 5.000 €-300.000 € - 7% modulation - R.73/09, Art.87 - crop 2009 - BE, EL, ES, FR, IT, NL, PT, FI         | -  | -  | -  | -  | -  | -  | -  | -  | -   | -   | -    | -  | -  | -  | -  | -  | -  | -  | -   | -  | -  | -  | -  | -  | -    | -   | -  | -  | -      |
| 05 03 02 05 1800 138 | C1          | Rice - payments > 300.000 € - 11% modulation - R.73/09, Art.87 - crop 2009 - BE, EL, ES, FR, IT, NL, PT, FI              | -  | -  | -  | -  | -  | -  | -  | -  | 0.0 | -   | 0.0  | -  | -  | -  | -  | -  | -  | -  | -   | -  | -  | -  | -  | -  | -    | -   | -  | -  | 0.048  |
| 05 03 02 05 1800 139 |             | Cereals - 0% modulation - R.73/09, Art.87 - crop 2010 - ES, FR, IT, NL, PT, FI   | -  | -  | -  | -  | -  | -  | -  | -  | -   | -   | -    | -  | -  | -  | -  | -  | -  | -  | -   | -  | -  | -  | -  | -  | -    | -   | -  | -  | -      |
| 05 03 02 05 1800 140 | C1          | Cereals - payments 5.000 €-300.000 € - 8% modulation - R.73/09, Art.87 - crop 2010 - ES, FR, IT, NL, PT, FI              | -  | -  | -  | -  | -  | -  | -  | -  | -   | 0.0 | -    | -  | -  | -  | -  | -  | -  | -  | -   | -  | -  | -  | -  | -  | -    | -   | -  | -  | 0.004  |
| 05 03 02 05 1800 141 | C1          | Cereals - payments > 300.000 € - 12% modulation - R.73/09, Art.87 - crop 2010 - ES, FR, IT, NL, PT, FI                   | -  | -  | -  | -  | -  | -  | -  | -  | -   | 0.0 | -    | -  | -  | -  | -  | -  | -  | -  | -   | -  | -  | -  | -  | -  | -    | -   | -  | -  | 0.032  |
| 05 03 02 05 1800 142 |             | Oil-seeds - 0% modulation - R.73/09, Art.87 - crop 2010 - ES, FR, IT, NL, PT, FI   | -  | -  | -  | -  | -  | -  | -  | -  | -   | -   | -    | -  | -  | -  | -  | -  | -  | -  | -   | -  | -  | -  | -  | -  | -    | -   | -  | -  | -      |
| 05 03 02 05 1800 143 | C1          | Oil-seeds - payments 5.000 €-300.000 € - 8% modulation - R.73/09, Art.87 - crop 2010 - ES, FR, IT, NL, PT, FI            | -  | -  | -  | -  | -  | -  | -  | -  | -   | 0.2 | -    | -  | -  | -  | -  | -  | -  | -  | 0.0 | -  | -  | -  | -  | -  | -    | -   | -  | -  | 0.213  |
| 05 03 02 05 1800 144 | C1          | Oil-seeds - payments 5.000 €-300.000 € - 8% modulation - R.73/09, Art.87 - crop 2010 - ES, FR, IT, NL, PT, FI            | -  | -  | -  | -  | -  | -  | -  | -  | -   | 1.6 | -    | -  | -  | -  | -  | -  | -  | -  | 0.3 | -  | -  | -  | -  | -  | -    | -   | -  | -  | 1.937  |
| 05 03 02 05 1800 144 | NA          | Oil-seeds - payments 5.000 €-300.000 € - 8% modulation - R.73/09, Art.87 - crop 2010 - ES, FR, IT, NL, PT, FI            | -  | -  | -  | -  | -  | -  | -  | -  | -   | -   | -    | -  | -  | -  | -  | -  | -  | -  | -   | -  | -  | -  | -  | -  | -    | -   | -  | -  | -      |
| 05 03 02 05 1800 144 |             | Oil-seeds - payments 5.000 €-300.000 € - 8% modulation - R.73/09, Art.87 - crop 2010 - ES, FR, IT, NL, PT, FI            | -  | -  | -  | -  | -  | -  | -  | -  | -   | 1.6 | -    | -  | -  | -  | -  | -  | -  | -  | 0.3 | -  | -  | -  | -  | -  | -    | -   | -  | -  | 1.937  |
| 05 03 02 05 1800 145 |             | Oil-seeds - payments > 300.000 € - 12% modulation - R.73/09, Art.87 - crop 2010 - ES, FR, IT, NL, PT, FI                 | -  | -  | -  | -  | -  | -  | -  | -  | -   | -   | -    | -  | -  | -  | -  | -  | -  | -  | -   | -  | -  | -  | -  | -  | -    | -   | -  | -  | -      |
| 05 03 02 05 1800 146 | C1          | Graminaceous - 0% modulation - R.73/09, Art.87 - crop 2010 - ES, FR, IT, NL, PT, FI                                      | -  | -  | -  | -  | -  | -  | -  | -  | 0.0 | -   | 0.0  | -  | -  | -  | -  | -  | -  | -  | -   | -  | -  | -  | -  | -  | -    | 0.0 | -  | -  | 0.095  |



ANNEX 33  
 EXPENDITURE CHARGED AGAINST THE 2011 BUDGET  
 DETAILS by ITEM and by MEMBER STATE

In EUR million

| Budget Line          | Fund source | Item   | BE   | BG | CZ | DK   | DE  | EE | IE  | EL   | ES    | FR    | IT   | CY | LV | LT | LU | HU | MT | NL | AT   | PL   | PT   | RO   | SI   | SK   | FI  | SE   | UK  | CE     | TOTAL   |
|----------------------|-------------|--|------|----|----|------|-----|----|-----|------|-------|-------|------|----|----|----|----|----|----|----|------|------|------|------|------|------|-----|------|-----|--------|---------|
| 05 03 02 06 2120 048 | C1          | Suckler cow premium - payments 5.000 €-300.000 € - 8% modulation - R.1121/09, Art.82; R.73/09, Art.111 - calendar year 2010 - BE, ES, FR, AT, PT                 | 58.5 | -  | -  | -    | -   | -  | -   | -    | 192.9 | 366.7 | -    | -  | -  | -  | -  | -  | -  | -  | 32.2 | -    | 48.5 | -    | -    | -    | -   | -    | -   | -      | 698.715 |
| 05 03 02 06 2120 049 | C1          | Suckler cow premium - payments > 300.000 € - 12% modulation - R.1121/09, Art.82; R.73/09, Art.111 - calendar year 2010 - BE, ES, FR, AT, PT                      | -    | -  | -  | -    | -   | -  | -   | -    | 2.5   | 0.0   | -    | -  | -  | -  | -  | -  | -  | -  | 0.0  | -    | 0.7  | -    | -    | -    | -   | -    | -   | -      | 3.259   |
| 05 03 02 06          | C1          | Suckler-cow premium  | 72.5 | -  | -  | -    | 0.0 | -  | 0.0 | -    | 237.5 | 482.5 | -0.1 | -  | -  | -  | -  | -  | -  | -  | 0.0  | 66.8 | -    | 72.4 | -    | -    | 0.0 | -    | 0.0 | -      | 931.759 |
| 05 03 02 07 2121 124 | C1          | Additional premium - suckler cow - R.1782/03, Art.125(5) - calendar year 2007 and earlier  | 0.0  | -  | -  | -    | -   | -  | -   | -    | 0.0   | -     | -0.0 | -  | -  | -  | -  | -  | -  | -  | -    | -    | 0.0  | -    | 0.0  | -    | 0.0 | -    | -   | -      | 0.008   |
| 05 03 02 07 2121 126 | C1          | Additional premium - suckler cow - R.1782/03, Art.125(5) - calendar year 2008 - BE, ES, AT, PT   | 0.0  | -  | -  | -    | -   | -  | -   | -    | 0.0   | -     | -    | -  | -  | -  | -  | -  | -  | -  | -    | -    | -0.0 | -    | -0.0 | -    | -   | -    | -   | -      | 0.044   |
| 05 03 02 07 2121 127 | C1          | Additional premium - suckler cow - 0% modulation - R.1782/03, Art.125(5) - calendar year 2009 - BE, ES, AT, PT   | -0.2 | -  | -  | -    | -   | -  | -   | -    | 0.0   | -     | -    | -  | -  | -  | -  | -  | -  | -  | -    | -    | 0.0  | -    | -    | -    | -   | -    | -   | -      | -0.157  |
| 05 03 02 07 2121 128 | C1          | Additional premium - suckler cow - payments 5.000 €-300.000 € - 7% modulation - R.1782/03, Art.125(5) - calendar year 2009 - BE, ES, AT, PT                      | 0.2  | -  | -  | -    | -   | -  | -   | -    | 0.0   | -     | -    | -  | -  | -  | -  | -  | -  | -  | -    | 0.0  | -    | 0.0  | -    | -    | -   | -    | -   | -      | 0.201   |
| 05 03 02 07 2121 129 | C1          | Additional premium - suckler cow - payments > 300.000 € - 11% modulation - R.1782/03, Art.125(5) - calendar year 2009 - BE, ES, AT, PT                           | 0.0  | -  | -  | -    | -   | -  | -   | -    | -     | -     | -    | -  | -  | -  | -  | -  | -  | -  | -    | -    | 0.0  | -    | -    | -    | -   | -    | -   | -      | 0.002   |
| 05 03 02 07 2121 130 | C1          | Additional premium - suckler cow - 0% modulation - R.73/09, Art.111(5) - calendar year 2010 - BE, ES, AT, PT   | 1.8  | -  | -  | -    | -   | -  | -   | -    | 2.7   | -     | -    | -  | -  | -  | -  | -  | -  | -  | -    | 0.0  | -    | 1.2  | -    | -    | -   | -    | -   | -      | 5.682   |
| 05 03 02 07 2121 131 | C1          | Additional premium - suckler cow - payments 5.000 €-300.000 € - 8% modulation - R.73/09, Art.111(5) - calendar year 2010 - BE, ES, AT, PT                        | 16.2 | -  | -  | -    | -   | -  | -   | -    | 20.3  | -     | -    | -  | -  | -  | -  | -  | -  | -  | -    | 0.1  | -    | 7.2  | -    | -    | -   | -    | -   | -      | 43.771  |
| 05 03 02 07 2121 132 | C1          | Additional premium - suckler cow - payments > 300.000 € - 12% modulation - R.73/09, Art.111(5) - calendar year 2010 - BE, ES, AT, PT                             | 0.0  | -  | -  | -    | -   | -  | -   | -    | 0.4   | -     | -    | -  | -  | -  | -  | -  | -  | -  | -    | -    | 0.2  | -    | -    | -    | -   | -    | -   | -      | 0.569   |
| 05 03 02 07          | C1          | Additional suckler-cow premium   | 18.0 | -  | -  | -    | -   | -  | -   | -    | 23.5  | -     | -0.0 | -  | -  | -  | -  | -  | -  | -  | -    | 0.1  | -    | 8.6  | -    | -    | 0.0 | -    | 0.0 | -      | 50.119  |
| 05 03 02 08 2122 009 |             | Special premium - R.1254/99, Art.4 - calendar year 1995 - Germany  | -    | -  | -  | -    | -   | -  | -   | -    | -     | -     | -    | -  | -  | -  | -  | -  | -  | -  | -    | -    | -    | -    | -    | -    | -   | -    | -   | -      | -       |
| 05 03 02 08 2122 079 |             | Special premium - calendar year 2004 - 2. tranche - Art.1(1), R.1540/05 - IE, UK   | -    | -  | -  | -    | -   | -  | -   | -    | -     | -     | -    | -  | -  | -  | -  | -  | -  | -  | -    | -    | -    | -    | -    | -    | -   | -    | -   | -      | -       |
| 05 03 02 08 2122 087 | C1          | Special premium - calendar year 2007 and earlier - 1. tranche - R.1782/03, Art.123 - castrated   | -    | -  | -  | 0.0  | 0.0 | -  | 0.0 | -    | -     | -     | 0.0  | -  | -  | -  | -  | -  | -  | -  | -    | -    | -    | -    | -    | 0.0  | -   | 0.0  | -   | 0.061  |         |
| 05 03 02 08 2122 089 | C1          | Special premium - calendar year 2007 and earlier - 2. tranche - R.1782/03, Art.123 - castrated   | -    | -  | -  | 0.0  | 0.0 | -  | 0.1 | -    | 0.0   | -0.0  | -    | -  | -  | -  | -  | -  | -  | -  | -    | -    | -    | -    | -    | -    | -   | 0.0  | -   | 0.072  |         |
| 05 03 02 08 2122 091 | C1          | Special premium - calendar year 2007 and earlier - R.1782/03, Art.123 - not castrated  | 0.0  | -  | -  | -0.0 | 0.0 | -  | 0.0 | -0.0 | 0.1   | -0.0  | -0.1 | -  | -  | -  | -  | -  | -  | -  | -    | -    | -    | -    | -    | -0.0 | -   | 0.0  | -   | 0.007  |         |
| 05 03 02 08 2122 093 | C1          | Special premium - calendar year 2008 - 1. tranche - R.1782/03, Art.123 - castrated - DK, SI, FI, SE  | -    | -  | -  | -0.0 | -   | -  | -   | -    | -     | -     | -    | -  | -  | -  | -  | -  | -  | -  | -    | -    | -    | -    | -    | -    | 0.0 | -    | -   | -0.000 |         |
| 05 03 02 08 2122 095 | C1          | Special premium - calendar year 2008 - 2. tranche - R.1782/03, Art.123 - castrated - DK, SI, FI, SE  | -    | -  | -  | -0.0 | -   | -  | -   | -    | -     | -     | -    | -  | -  | -  | -  | -  | -  | -  | -    | -    | -    | -    | -    | -    | 0.0 | -    | -   | -0.000 |         |
| 05 03 02 08 2122 097 | C1          | Special premium - calendar year 2008 - R.1782/03, Art.123 - not castrated - DK, SI, FI, SE   | -    | -  | -  | -0.0 | -   | -  | -   | -    | -     | -     | -    | -  | -  | -  | -  | -  | -  | -  | -    | -    | -    | -    | 0.0  | -    | -   | -0.0 | -   | -0.024 |         |
| 05 03 02 08 2122 098 | C1          | Special premium - castrated - 1. tranche - 0% modulation - R.1782/03, Art.123; R.1973/04, Art.126 - calendar year 2009 - DK, SI, FI, SE                          | -    | -  | -  | -0.0 | -   | -  | -   | -    | -     | -     | -    | -  | -  | -  | -  | -  | -  | -  | -    | -    | -    | -    | -    | -    | -   | -    | -   | -      | -0.003  |
| 05 03 02 08 2122 099 | C1          | Special premium - castrated - 1. tranche - payments 5.000 €-300.000 € - 7% modulation - R.1782/03, Art.123; R.1973/04, Art.126 - calendar year 2009 - DK, FI, SE | -    | -  | -  | 0.0  | -   | -  | -   | -    | -     | -     | -    | -  | -  | -  | -  | -  | -  | -  | -    | -    | -    | -    | -    | -    | -   | 0.0  | -   | -      | 0.007   |
| 05 03 02 08 2122 100 |             | Special premium - castrated - 1. tranche - payments > 300.000 € - 11% modulation - R.1782/03, Art.123; R.1973/04, Art.126 - calendar year 2009 - DK, FI, SE      | -    | -  | -  | -    | -   | -  | -   | -    | -     | -     | -    | -  | -  | -  | -  | -  | -  | -  | -    | -    | -    | -    | -    | -    | -   | -    | -   | -      | -       |
| 05 03 02 08 2122 104 | C1          | Special premium - castrated - 2. tranche - 0% modulation - R.1782/03, Art.123; R.1973/04, Art.126 - calendar year 2009 - DK, SI, FI, SE                          | -    | -  | -  | -0.0 | -   | -  | -   | -    | -     | -     | -    | -  | -  | -  | -  | -  | -  | -  | -    | -    | -    | -    | -    | -    | -   | -    | -   | -      | -0.003  |
| 05 03 02 08 2122 105 | C1          | Special premium - castrated - 2. tranche - payments 5.000 €-300.000 € - 7% modulation - R.1782/03, Art.123; R.1973/04, Art.126 - calendar year 2009 - DK, FI, SE | -    | -  | -  | 0.0  | -   | -  | -   | -    | -     | -     | -    | -  | -  | -  | -  | -  | -  | -  | -    | -    | -    | -    | -    | -    | -   | 0.0  | -   | -      | 0.006   |









ANNEX 33  
 EXPENDITURE CHARGED AGAINST THE 2011 BUDGET  
 DETAILS by ITEM and by MEMBER STATE

In EUR million

| Budget Line          | Fund source | Item  | BE | BG | CZ | DK   | DE | EE | IE | EL | ES  | FR  | IT | CY | LV | LT | LU | HU | MT | NL | AT | PL | PT   | RO | SI | SK | FI   | SE | UK | CE | TOTAL  |
|----------------------|-------------|---|----|----|----|------|----|----|----|----|-----|-----|----|----|----|----|----|----|----|----|----|----|------|----|----|----|------|----|----|----|--------|
| 05 03 02 13 2220 075 |             | Ewe and goat premium - non milking ewes - payments 5.000 €-300.000 € - 7% modulation - R.1782/03, Art.113 - calendar year 2009 - DK, ES, FR, FI, PT | -  | -  | -  | -0.0 | -  | -  | -  | -  | 0.1 | 0.0 | -  | -  | -  | -  | -  | -  | -  | -  | -  | -  | 0.0  | -  | -  | -  | -0.0 | -  | -  | -  | 0.128  |
| 05 03 02 13 2220 076 |             | Ewe and goat premium - non milking ewes - payments > 300.000 € - 11% modulation - R.1782/03, Art.113 - calendar year 2009 - DK, ES, FR, FI, PT      | -  | -  | -  | -    | -  | -  | -  | -  | -   | -   | -  | -  | -  | -  | -  | -  | -  | -  | -  | -  | -    | -  | -  | -  | -    | -  | -  | -  | -      |
| 05 03 02 13 2220 078 | C1          | Ewe and goat premium - milking ewes - 0% modulation - R.1782/03, Art.113 - calendar year 2009 - DK, ES, FR, PT, SI, FI                              | -  | -  | -  | -    | -  | -  | -  | -  | 0.0 | -   | -  | -  | -  | -  | -  | -  | -  | -  | -  | -  | 0.0  | -  | -  | -  | -    | -  | -  | -  | 0.013  |
| 05 03 02 13 2220 078 | NA          | Ewe and goat premium - milking ewes - 0% modulation - R.1782/03, Art.113 - calendar year 2009 - DK, ES, FR, PT, SI, FI                              | -  | -  | -  | -    | -  | -  | -  | -  | -   | -   | -  | -  | -  | -  | -  | -  | -  | -  | -  | -  | -    | -  | -  | -  | -    | -  | -  | -  | -      |
| 05 03 02 13 2220 078 |             | Ewe and goat premium - milking ewes - 0% modulation - R.1782/03, Art.113 - calendar year 2009 - DK, ES, FR, PT, SI, FI                              | -  | -  | -  | -    | -  | -  | -  | -  | 0.0 | -   | -  | -  | -  | -  | -  | -  | -  | -  | -  | -  | 0.0  | -  | -  | -  | -    | -  | -  | -  | 0.013  |
| 05 03 02 13 2220 079 | C1          | Ewe and goat premium - milking ewes - payments 5.000 €-300.000 € - 7% modulation - R.1782/03, Art.113 - calendar year 2009 - DK, ES, FR, FI, PT     | -  | -  | -  | -    | -  | -  | -  | -  | 0.0 | 0.0 | -  | -  | -  | -  | -  | -  | -  | -  | -  | -  | 0.0  | -  | -  | -  | -    | -  | -  | -  | 0.051  |
| 05 03 02 13 2220 079 | NA          | Ewe and goat premium - milking ewes - payments 5.000 €-300.000 € - 7% modulation - R.1782/03, Art.113 - calendar year 2009 - DK, ES, FR, FI, PT     | -  | -  | -  | -    | -  | -  | -  | -  | -   | -   | -  | -  | -  | -  | -  | -  | -  | -  | -  | -  | -    | -  | -  | -  | -    | -  | -  | -  | -      |
| 05 03 02 13 2220 079 |             | Ewe and goat premium - milking ewes - payments 5.000 €-300.000 € - 7% modulation - R.1782/03, Art.113 - calendar year 2009 - DK, ES, FR, FI, PT     | -  | -  | -  | -    | -  | -  | -  | -  | 0.0 | 0.0 | -  | -  | -  | -  | -  | -  | -  | -  | -  | -  | 0.0  | -  | -  | -  | -    | -  | -  | -  | 0.051  |
| 05 03 02 13 2220 080 |             | Ewe and goat premium - milking ewes - payments > 300.000 € - 11% modulation - R.1782/03, Art.113 - calendar year 2009 - DK, ES, FR, FI, PT          | -  | -  | -  | -    | -  | -  | -  | -  | -   | -   | -  | -  | -  | -  | -  | -  | -  | -  | -  | -  | -    | -  | -  | -  | -    | -  | -  | -  | -      |
| 05 03 02 13 2220 082 | C1          | Ewe and goat premium - she-goats - 0% modulation - R.1782/03, Art.113 - calendar year 2009 - DK, ES, PT, SI, FI                                     | -  | -  | -  | -    | -  | -  | -  | -  | 0.0 | -   | -  | -  | -  | -  | -  | -  | -  | -  | -  | -  | 0.0  | -  | -  | -  | -    | -  | -  | -  | 0.021  |
| 05 03 02 13 2220 082 | NA          | Ewe and goat premium - she-goats - 0% modulation - R.1782/03, Art.113 - calendar year 2009 - DK, ES, PT, SI, FI                                     | -  | -  | -  | -    | -  | -  | -  | -  | -   | -   | -  | -  | -  | -  | -  | -  | -  | -  | -  | -  | -    | -  | -  | -  | -    | -  | -  | -  | -      |
| 05 03 02 13 2220 082 |             | Ewe and goat premium - she-goats - 0% modulation - R.1782/03, Art.113 - calendar year 2009 - DK, ES, PT, SI, FI                                     | -  | -  | -  | -    | -  | -  | -  | -  | 0.0 | -   | -  | -  | -  | -  | -  | -  | -  | -  | -  | -  | 0.0  | -  | -  | -  | -    | -  | -  | -  | 0.021  |
| 05 03 02 13 2220 083 | C1          | Ewe and goat premium - she-goats - payments 5.000 €-300.000 € - 7% modulation - R.1782/03, Art.113 - calendar year 2009 - DK, ES, FI, PT            | -  | -  | -  | -    | -  | -  | -  | -  | 0.0 | -   | -  | -  | -  | -  | -  | -  | -  | -  | -  | -  | 0.0  | -  | -  | -  | -    | -  | -  | -  | 0.015  |
| 05 03 02 13 2220 083 | NA          | Ewe and goat premium - she-goats - payments 5.000 €-300.000 € - 7% modulation - R.1782/03, Art.113 - calendar year 2009 - DK, ES, FI, PT            | -  | -  | -  | -    | -  | -  | -  | -  | -   | -   | -  | -  | -  | -  | -  | -  | -  | -  | -  | -  | -    | -  | -  | -  | -    | -  | -  | -  | -      |
| 05 03 02 13 2220 083 |             | Ewe and goat premium - she-goats - payments 5.000 €-300.000 € - 7% modulation - R.1782/03, Art.113 - calendar year 2009 - DK, ES, FI, PT            | -  | -  | -  | -    | -  | -  | -  | -  | 0.0 | -   | -  | -  | -  | -  | -  | -  | -  | -  | -  | -  | 0.0  | -  | -  | -  | -    | -  | -  | -  | 0.015  |
| 05 03 02 13 2220 084 |             | Ewe and goat premium - she-goats - payments > 300.000 € - 11% modulation - R.1782/03, Art.113 - calendar year 2009 - DK, ES, PT, FI                 | -  | -  | -  | -    | -  | -  | -  | -  | -   | -   | -  | -  | -  | -  | -  | -  | -  | -  | -  | -  | -    | -  | -  | -  | -    | -  | -  | -  | -      |
| 05 03 02 13 2220 085 | C1          | Ewe and goat premium - non milking ewes - 0% modulation - R.73/09, Art.101 - calendar year 2010 - DK, PT, FI  | -  | -  | -  | 0.3  | -  | -  | -  | -  | -   | -   | -  | -  | -  | -  | -  | -  | -  | -  | -  | -  | 12.9 | -  | -  | -  | 0.2  | -  | -  | -  | 13.425 |
| 05 03 02 13 2220 085 | NA          | Ewe and goat premium - non milking ewes - 0% modulation - R.73/09, Art.101 - calendar year 2010 - DK, PT, FI  | -  | -  | -  | -    | -  | -  | -  | -  | -   | -   | -  | -  | -  | -  | -  | -  | -  | -  | -  | -  | -    | -  | -  | -  | -    | -  | -  | -  | -      |
| 05 03 02 13 2220 085 |             | Ewe and goat premium - non milking ewes - 0% modulation - R.73/09, Art.101 - calendar year 2010 - DK, PT, FI  | -  | -  | -  | 0.3  | -  | -  | -  | -  | -   | -   | -  | -  | -  | -  | -  | -  | -  | -  | -  | -  | 12.9 | -  | -  | -  | 0.2  | -  | -  | -  | 13.425 |
| 05 03 02 13 2220 086 | C1          | Ewe and goat premium - non milking ewes - payments 5.000 €-300.000 € - 8% modulation - R.73/09, Art.101 - calendar year 2010 - DK, PT, FI           | -  | -  | -  | 0.5  | -  | -  | -  | -  | -   | -   | -  | -  | -  | -  | -  | -  | -  | -  | -  | -  | 2.5  | -  | -  | -  | 0.3  | -  | -  | -  | 3.304  |

ANNEX 33  
 EXPENDITURE CHARGED AGAINST THE 2011 BUDGET  
 DETAILS by ITEM and by MEMBER STATE

In EUR million

| Budget Line          | Fund source | Item  | BE | BG | CZ | DK  | DE | EE | IE | EL | ES | FR  | IT  | CY   | LV | LT | LU | HU | MT | NL | AT | PL | PT   | RO | SI | SK | FI  | SE | UK  | CE | TOTAL  |
|----------------------|-------------|---|----|----|----|-----|----|----|----|----|----|-----|-----|------|----|----|----|----|----|----|----|----|------|----|----|----|-----|----|-----|----|--------|
| 05 03 02 13 2220 086 | NA          | Ewe and goat premium - non milking ewes - payments 5.000 €-300.000 € - 8% modulation - R.73/09, Art.101 - calendar year 2010 - DK, PT, FI | -  | -  | -  | -   | -  | -  | -  | -  | -  | -   | -   | -    | -  | -  | -  | -  | -  | -  | -  | -  | -    | -  | -  | -  | -   | -  | -   | -  | -      |
| 05 03 02 13 2220 086 | NA          | Ewe and goat premium - non milking ewes - payments 5.000 €-300.000 € - 8% modulation - R.73/09, Art.101 - calendar year 2010 - DK, PT, FI | -  | -  | -  | 0.5 | -  | -  | -  | -  | -  | -   | -   | -    | -  | -  | -  | -  | -  | -  | -  | -  | 2.5  | -  | -  | -  | 0.3 | -  | -   | -  | 3.304  |
| 05 03 02 13 2220 087 | C1          | Ewe and goat premium - non milking ewes - payments > 300.000 € - 12% modulation - R.73/09, Art.101 - calendar year 2010 - DK, PT, FI      | -  | -  | -  | 0.0 | -  | -  | -  | -  | -  | -   | -   | -    | -  | -  | -  | -  | -  | -  | -  | -  | 0.0  | -  | -  | -  | -   | -  | -   | -  | 0.023  |
| 05 03 02 13 2220 087 | NA          | Ewe and goat premium - non milking ewes - payments > 300.000 € - 12% modulation - R.73/09, Art.101 - calendar year 2010 - DK, PT, FI      | -  | -  | -  | -   | -  | -  | -  | -  | -  | -   | -   | -    | -  | -  | -  | -  | -  | -  | -  | -  | -    | -  | -  | -  | -   | -  | -   | -  | -      |
| 05 03 02 13 2220 087 | NA          | Ewe and goat premium - non milking ewes - payments > 300.000 € - 12% modulation - R.73/09, Art.101 - calendar year 2010 - DK, PT, FI      | -  | -  | -  | 0.0 | -  | -  | -  | -  | -  | -   | -   | -    | -  | -  | -  | -  | -  | -  | -  | -  | 0.0  | -  | -  | -  | -   | -  | -   | -  | 0.023  |
| 05 03 02 13 2220 088 | C1          | Ewe and goat premium - milking ewes - 0% modulation - R.73/09, Art.101 - calendar year 2010 - DK, PT, FI                                  | -  | -  | -  | 0.0 | -  | -  | -  | -  | -  | -   | -   | -    | -  | -  | -  | -  | -  | -  | -  | -  | 3.2  | -  | -  | -  | -   | -  | -   | -  | 3.189  |
| 05 03 02 13 2220 088 | NA          | Ewe and goat premium - milking ewes - 0% modulation - R.73/09, Art.101 - calendar year 2010 - DK, PT, FI                                  | -  | -  | -  | -   | -  | -  | -  | -  | -  | -   | -   | -    | -  | -  | -  | -  | -  | -  | -  | -  | -    | -  | -  | -  | -   | -  | -   | -  | -      |
| 05 03 02 13 2220 088 | NA          | Ewe and goat premium - milking ewes - 0% modulation - R.73/09, Art.101 - calendar year 2010 - DK, PT, FI                                  | -  | -  | -  | 0.0 | -  | -  | -  | -  | -  | -   | -   | -    | -  | -  | -  | -  | -  | -  | -  | -  | 3.2  | -  | -  | -  | -   | -  | -   | -  | 3.189  |
| 05 03 02 13 2220 089 | C1          | Ewe and goat premium - milking ewes - payments 5.000 €-300.000 € - 8% modulation - R.73/09, Art.101 - calendar year 2010 - DK, PT, FI     | -  | -  | -  | 0.0 | -  | -  | -  | -  | -  | -   | -   | -    | -  | -  | -  | -  | -  | -  | -  | -  | 0.5  | -  | -  | -  | -   | -  | -   | -  | 0.473  |
| 05 03 02 13 2220 089 | NA          | Ewe and goat premium - milking ewes - payments 5.000 €-300.000 € - 8% modulation - R.73/09, Art.101 - calendar year 2010 - DK, PT, FI     | -  | -  | -  | -   | -  | -  | -  | -  | -  | -   | -   | -    | -  | -  | -  | -  | -  | -  | -  | -  | -    | -  | -  | -  | -   | -  | -   | -  | -      |
| 05 03 02 13 2220 089 | NA          | Ewe and goat premium - milking ewes - payments 5.000 €-300.000 € - 8% modulation - R.73/09, Art.101 - calendar year 2010 - DK, PT, FI     | -  | -  | -  | 0.0 | -  | -  | -  | -  | -  | -   | -   | -    | -  | -  | -  | -  | -  | -  | -  | -  | 0.5  | -  | -  | -  | -   | -  | -   | -  | 0.473  |
| 05 03 02 13 2220 090 | NA          | Ewe and goat premium - milking ewes - payments > 300.000 € - 12% modulation - R.73/09, Art.101 - calendar year 2010 - DK, PT, FI          | -  | -  | -  | -   | -  | -  | -  | -  | -  | -   | -   | -    | -  | -  | -  | -  | -  | -  | -  | -  | -    | -  | -  | -  | -   | -  | -   | -  | -      |
| 05 03 02 13 2220 091 | C1          | Ewe and goat premium - she-goats - 0% modulation - R.73/09, Art.101 - calendar year 2010 - DK, PT, FI                                     | -  | -  | -  | -   | -  | -  | -  | -  | -  | -   | -   | -    | -  | -  | -  | -  | -  | -  | -  | -  | 2.3  | -  | -  | -  | -   | -  | -   | -  | 2.257  |
| 05 03 02 13 2220 091 | NA          | Ewe and goat premium - she-goats - 0% modulation - R.73/09, Art.101 - calendar year 2010 - DK, PT, FI                                     | -  | -  | -  | -   | -  | -  | -  | -  | -  | -   | -   | -    | -  | -  | -  | -  | -  | -  | -  | -  | -    | -  | -  | -  | -   | -  | -   | -  | -      |
| 05 03 02 13 2220 091 | NA          | Ewe and goat premium - she-goats - 0% modulation - R.73/09, Art.101 - calendar year 2010 - DK, PT, FI                                     | -  | -  | -  | -   | -  | -  | -  | -  | -  | -   | -   | -    | -  | -  | -  | -  | -  | -  | -  | -  | 2.3  | -  | -  | -  | -   | -  | -   | -  | 2.257  |
| 05 03 02 13 2220 092 | C1          | Ewe and goat premium - she-goats - payments 5.000 €-300.000 € - 8% modulation - R.73/09, Art.101 - calendar year 2010 - DK, PT, FI        | -  | -  | -  | -   | -  | -  | -  | -  | -  | -   | -   | -    | -  | -  | -  | -  | -  | -  | -  | -  | 0.1  | -  | -  | -  | -   | -  | -   | -  | 0.101  |
| 05 03 02 13 2220 092 | NA          | Ewe and goat premium - she-goats - payments 5.000 €-300.000 € - 8% modulation - R.73/09, Art.101 - calendar year 2010 - DK, PT, FI        | -  | -  | -  | -   | -  | -  | -  | -  | -  | -   | -   | -    | -  | -  | -  | -  | -  | -  | -  | -  | -    | -  | -  | -  | -   | -  | -   | -  | -      |
| 05 03 02 13 2220 092 | NA          | Ewe and goat premium - she-goats - payments 5.000 €-300.000 € - 8% modulation - R.73/09, Art.101 - calendar year 2010 - DK, PT, FI        | -  | -  | -  | -   | -  | -  | -  | -  | -  | -   | -   | -    | -  | -  | -  | -  | -  | -  | -  | -  | 0.1  | -  | -  | -  | -   | -  | -   | -  | 0.101  |
| 05 03 02 13 2220 093 | C1          | Ewe and goat premium - she-goats - payments > 300.000 € - 12% modulation - R.73/09, Art.101 - calendar year 2010 - DK, PT, FI             | -  | -  | -  | -   | -  | -  | -  | -  | -  | -   | -   | -    | -  | -  | -  | -  | -  | -  | -  | -  | 0.0  | -  | -  | -  | -   | -  | -   | -  | 0.001  |
| 05 03 02 13 2220 093 | NA          | Ewe and goat premium - she-goats - payments > 300.000 € - 12% modulation - R.73/09, Art.101 - calendar year 2010 - DK, PT, FI             | -  | -  | -  | -   | -  | -  | -  | -  | -  | -   | -   | -    | -  | -  | -  | -  | -  | -  | -  | -  | -    | -  | -  | -  | -   | -  | -   | -  | -      |
| 05 03 02 13 2220 093 | NA          | Ewe and goat premium - she-goats - payments > 300.000 € - 12% modulation - R.73/09, Art.101 - calendar year 2010 - DK, PT, FI             | -  | -  | -  | -   | -  | -  | -  | -  | -  | -   | -   | -    | -  | -  | -  | -  | -  | -  | -  | -  | 0.0  | -  | -  | -  | -   | -  | -   | -  | 0.001  |
| 05 03 02 13          | C1          | Sheep and goat premium  | -  | -  | -  | 0.8 | -  | -  | -  | -  | -  | 0.3 | 0.0 | -0.3 | -  | -  | -  | -  | -  | -  | -  | -  | 21.6 | -  | -  | -  | 0.6 | -  | 0.0 | -  | 23.053 |
| 05 03 02 13          | NA          | Sheep and goat premium  | -  | -  | -  | -   | -  | -  | -  | -  | -  | -   | -   | -    | -  | -  | -  | -  | -  | -  | -  | -  | -    | -  | -  | -  | -   | -  | -   | -  | -      |
| 05 03 02 13          | NA          | Sheep and goat premium  | -  | -  | -  | 0.8 | -  | -  | -  | -  | -  | 0.3 | 0.0 | -0.3 | -  | -  | -  | -  | -  | -  | -  | -  | 21.6 | -  | -  | -  | 0.6 | -  | 0.0 | -  | 23.053 |





ANNEX 33  
 EXPENDITURE CHARGED AGAINST THE 2011 BUDGET  
 DETAILS by ITEM and by MEMBER STATE

In EUR million

| Budget Line          | Fund source | Item  | BE | BG | CZ | DK | DE   | EE | IE  | EL | ES  | FR  | IT   | CY | LV | LT | LU | HU | MT | NL | AT  | PL | PT  | RO | SI | SK | FI  | SE   | UK   | CE | TOTAL  |
|----------------------|-------------|---|----|----|----|----|------|----|-----|----|-----|-----|------|----|----|----|----|----|----|----|-----|----|-----|----|----|----|-----|------|------|----|--------|
| 05 03 02 14 2221 088 | C1          | Supplementary premium - ewe - milking ewes - 0% modulation - R.73/09, Art.102 - calendar year 2010 - PT, FI   | -  | -  | -  | -  | -    | -  | -   | -  | -   | -   | -    | -  | -  | -  | -  | -  | -  | -  | -   | -  | 0.8 | -  | -  | -  | -   | -    | -    | -  | 0.774  |
| 05 03 02 14 2221 088 | NA          | Supplementary premium - ewe - milking ewes - 0% modulation - R.73/09, Art.102 - calendar year 2010 - PT, FI   | -  | -  | -  | -  | -    | -  | -   | -  | -   | -   | -    | -  | -  | -  | -  | -  | -  | -  | -   | -  | -   | -  | -  | -  | -   | -    | -    | -  | -      |
| 05 03 02 14 2221 088 |             | Supplementary premium - ewe - milking ewes - 0% modulation - R.73/09, Art.102 - calendar year 2010 - PT, FI   | -  | -  | -  | -  | -    | -  | -   | -  | -   | -   | -    | -  | -  | -  | -  | -  | -  | -  | -   | -  | 0.8 | -  | -  | -  | -   | -    | -    | -  | 0.774  |
| 05 03 02 14 2221 089 | C1          | Supplementary premium - ewe - milking ewes - payments 5.000 €-300.000 € - 8% modulation - R.73/09, Art.102 - calendar year 2010 - PT, FI                | -  | -  | -  | -  | -    | -  | -   | -  | -   | -   | -    | -  | -  | -  | -  | -  | -  | -  | -   | -  | 0.5 | -  | -  | -  | -   | -    | -    | -  | 0.522  |
| 05 03 02 14 2221 089 | NA          | Supplementary premium - ewe - milking ewes - payments 5.000 €-300.000 € - 8% modulation - R.73/09, Art.102 - calendar year 2010 - PT, FI                | -  | -  | -  | -  | -    | -  | -   | -  | -   | -   | -    | -  | -  | -  | -  | -  | -  | -  | -   | -  | -   | -  | -  | -  | -   | -    | -    | -  | -      |
| 05 03 02 14 2221 089 |             | Supplementary premium - ewe - milking ewes - payments 5.000 €-300.000 € - 8% modulation - R.73/09, Art.102 - calendar year 2010 - PT, FI                | -  | -  | -  | -  | -    | -  | -   | -  | -   | -   | -    | -  | -  | -  | -  | -  | -  | -  | -   | -  | 0.5 | -  | -  | -  | -   | -    | -    | -  | 0.522  |
| 05 03 02 14 2221 090 |             | Supplementary premium - ewe - milking ewes - payments > 300.000 € - 12% modulation - R.73/09, Art.102 - calendar year 2010 - PT, FI                     | -  | -  | -  | -  | -    | -  | -   | -  | -   | -   | -    | -  | -  | -  | -  | -  | -  | -  | -   | -  | -   | -  | -  | -  | -   | -    | -    | -  | -      |
| 05 03 02 14 2221 091 | C1          | Supplementary premium - she-goats - 0% modulation - R.73/09, Art.102 - calendar year 2010 - PT, FI  | -  | -  | -  | -  | -    | -  | -   | -  | -   | -   | -    | -  | -  | -  | -  | -  | -  | -  | -   | -  | 0.6 | -  | -  | -  | -   | -    | -    | -  | 0.636  |
| 05 03 02 14 2221 091 | NA          | Supplementary premium - she-goats - 0% modulation - R.73/09, Art.102 - calendar year 2010 - PT, FI  | -  | -  | -  | -  | -    | -  | -   | -  | -   | -   | -    | -  | -  | -  | -  | -  | -  | -  | -   | -  | -   | -  | -  | -  | -   | -    | -    | -  | -      |
| 05 03 02 14 2221 091 |             | Supplementary premium - she-goats - 0% modulation - R.73/09, Art.102 - calendar year 2010 - PT, FI  | -  | -  | -  | -  | -    | -  | -   | -  | -   | -   | -    | -  | -  | -  | -  | -  | -  | -  | -   | -  | 0.6 | -  | -  | -  | -   | -    | -    | -  | 0.636  |
| 05 03 02 14 2221 092 | C1          | Supplementary premium - she-goats - payments 5.000 €-300.000 € - 8% modulation - R.73/09, Art.102 - calendar year 2010 - PT, FI                         | -  | -  | -  | -  | -    | -  | -   | -  | -   | -   | -    | -  | -  | -  | -  | -  | -  | -  | -   | -  | 0.2 | -  | -  | -  | -   | -    | -    | -  | 0.161  |
| 05 03 02 14 2221 092 | NA          | Supplementary premium - she-goats - payments 5.000 €-300.000 € - 8% modulation - R.73/09, Art.102 - calendar year 2010 - PT, FI                         | -  | -  | -  | -  | -    | -  | -   | -  | -   | -   | -    | -  | -  | -  | -  | -  | -  | -  | -   | -  | -   | -  | -  | -  | -   | -    | -    | -  | -      |
| 05 03 02 14 2221 092 |             | Supplementary premium - she-goats - payments 5.000 €-300.000 € - 8% modulation - R.73/09, Art.102 - calendar year 2010 - PT, FI                         | -  | -  | -  | -  | -    | -  | -   | -  | -   | -   | -    | -  | -  | -  | -  | -  | -  | -  | -   | -  | 0.2 | -  | -  | -  | -   | -    | -    | -  | 0.161  |
| 05 03 02 14 2221 093 | C1          | Supplementary premium - she-goats - payments > 300.000 € - 12% modulation - R.73/09, Art.102 - calendar year 2010 - PT, FI                              | -  | -  | -  | -  | -    | -  | -   | -  | -   | -   | -    | -  | -  | -  | -  | -  | -  | -  | -   | -  | 0.0 | -  | -  | -  | -   | -    | -    | -  | 0.002  |
| 05 03 02 14 2221 093 | NA          | Supplementary premium - she-goats - payments > 300.000 € - 12% modulation - R.73/09, Art.102 - calendar year 2010 - PT, FI                              | -  | -  | -  | -  | -    | -  | -   | -  | -   | -   | -    | -  | -  | -  | -  | -  | -  | -  | -   | -  | -   | -  | -  | -  | -   | -    | -    | -  | -      |
| 05 03 02 14 2221 093 |             | Supplementary premium - she-goats - payments > 300.000 € - 12% modulation - R.73/09, Art.102 - calendar year 2010 - PT, FI                              | -  | -  | -  | -  | -    | -  | -   | -  | -   | -   | -    | -  | -  | -  | -  | -  | -  | -  | -   | -  | 0.0 | -  | -  | -  | -   | -    | -    | -  | 0.002  |
| 05 03 02 14          | C1          | Sheep and goat supplementary premium  | -  | -  | -  | -  | -    | -  | 0.0 | -  | 0.1 | 0.0 | -0.1 | -  | -  | -  | -  | -  | -  | -  | -   | -  | 6.8 | -  | -  | -  | 0.2 | -    | -    | -  | 7.020  |
| 05 03 02 14          | NA          | Sheep and goat supplementary premium  | -  | -  | -  | -  | -    | -  | -   | -  | -   | -   | -    | -  | -  | -  | -  | -  | -  | -  | -   | -  | -   | -  | -  | -  | -   | -    | -    | -  | -      |
| 05 03 02 14          |             | Sheep and goat supplementary premium  | -  | -  | -  | -  | -    | -  | 0.0 | -  | 0.1 | 0.0 | -0.1 | -  | -  | -  | -  | -  | -  | -  | -   | -  | 6.8 | -  | -  | -  | 0.2 | -    | -    | -  | 7.020  |
| 05 03 02 18 0000 004 |             | Aid - producers of starch potatoes - R.1782/03, Art.93 - calendar year 2007 and earlier   | -  | -  | -  | -  | -    | -  | -   | -  | -   | -   | -    | -  | -  | -  | -  | -  | -  | -  | -   | -  | -   | -  | -  | -  | -   | -    | -    | -  | -      |
| 05 03 02 18 0000 005 | C1          | Aid - producers of starch potatoes - R.1782/03, Art.93 - calendar year 2008 - DK, DE, ES, FR, NL, AT, FI, SE  | -  | -  | -  | -  | 0.0  | -  | -   | -  | -   | -   | -    | -  | -  | -  | -  | -  | -  | -  | -   | -  | -   | -  | -  | -  | -   | -    | -    | -  | 0.006  |
| 05 03 02 18 0000 006 | C1          | Aid - producers of starch potatoes - 0% modulation - R.73/09, Art.77 - calendar year 2009 - DK, DE, ES, FR, NL, AT, FI, SE                              | -  | -  | -  | -  | -0.0 | -  | -   | -  | -   | -   | -    | -  | -  | -  | -  | -  | -  | -  | -   | -  | -   | -  | -  | -  | -   | -    | -0.0 | -  | -0.006 |
| 05 03 02 18 0000 007 | C1          | Aid - producers of starch potatoes - payments 5.000 €-300.000 € - 7% modulation - R.73/09, Art.77 - calendar year 2009 - DK, DE, ES, FR, NL, AT, FI, SE | -  | -  | -  | -  | 0.0  | -  | -   | -  | -   | -   | -    | -  | -  | -  | -  | -  | -  | -  | 0.0 | -  | -   | -  | -  | -  | -   | -0.0 | 0.0  | -  | 0.017  |



ANNEX 33  
 EXPENDITURE CHARGED AGAINST THE 2011 BUDGET  
 DETAILS by ITEM and by MEMBER STATE

In EUR million

| Budget Line          | Fund source | Item  | BE | BG | CZ | DK  | DE   | EE | IE  | EL   | ES   | FR   | IT   | CY | LV | LT | LU | HU | MT | NL | AT | PL   | PT | RO  | SI | SK | FI | SE | UK  | CE | TOTAL |   |
|----------------------|-------------|---|----|----|----|-----|------|----|-----|------|------|------|------|----|----|----|----|----|----|----|----|------|----|-----|----|----|----|----|-----|----|-------|---|
| 05 03 02 21 1210 501 |             | Aid for olive groves - R.1156/06, Annex III - transitional measures - calendar year 2006 - MT, SI   | -  | -  | -  | -   | -    | -  | -   | -    | -    | -    | -    | -  | -  | -  | -  | -  | -  | -  | -  | -    | -  | -   | -  | -  | -  | -  | -   | -  | -     | - |
| 05 03 02 21          | C1          | Aid for olive groves  | -  | -  | -  | -   | -    | -  | -   | -    | 0.5  | -    | 1.9  | -  | -  | -  | -  | -  | -  | -  | -  | -    | -  | -   | -  | -  | -  | -  | -   | -  | 2.442 |   |
| 05 03 02 22 1710 027 | C1          | Aid - tobacco - R.1782/03, Art.110l - crop 2007 and earlier   | -  | -  | -  | -   | -    | -  | -   | -    | -    | -    | 0.1  | -  | -  | -  | -  | -  | -  | -  | -  | -    | -  | -   | -  | -  | -  | -  | -   | -  | 0.100 |   |
| 05 03 02 22 1710 028 | C1          | Aid - tobacco - R.1782/03, Art.110l - crop 2008 - DE, ES, FR, IT, PT  | -  | -  | -  | -   | -    | -  | -   | -    | 0.0  | -    | 0.1  | -  | -  | -  | -  | -  | -  | -  | -  | -    | -  | -   | -  | -  | -  | -  | -   | -  | 0.075 |   |
| 05 03 02 22 1710 029 |             | Aid - tobacco - 0% modulation - R.1782/03, Art.110l - crop 2009 - DE, ES, FR, IT, PT  | -  | -  | -  | -   | -    | -  | -   | -    | -    | -    | -    | -  | -  | -  | -  | -  | -  | -  | -  | -    | -  | -   | -  | -  | -  | -  | -   | -  | -     |   |
| 05 03 02 22 1710 030 | C1          | Aid - tobacco - payments 5.000 €-300.000 € - 7% modulation - R.1782/03, Art.110l - crop 2009 - DE, ES, FR, IT, PT                                     | -  | -  | -  | -   | -    | -  | -   | -    | 0.0  | -    | 0.0  | -  | -  | -  | -  | -  | -  | -  | -  | -    | -  | -   | -  | -  | -  | -  | -   | -  | 0.082 |   |
| 05 03 02 22 1710 031 |             | Aid - tobacco - payments > 300.000 € - 11% modulation - R.1782/03, Art.110l - crop 2009 - DE, ES, FR, IT, PT  | -  | -  | -  | -   | -    | -  | -   | -    | -    | -    | -    | -  | -  | -  | -  | -  | -  | -  | -  | -    | -  | -   | -  | -  | -  | -  | -   | -  | -     |   |
| 05 03 02 22 1710 042 |             | Special aid - Art.12, R.2075/92 - crop 2005 and earlier   | -  | -  | -  | -   | -    | -  | -   | -    | -    | -    | -    | -  | -  | -  | -  | -  | -  | -  | -  | -    | -  | -   | -  | -  | -  | -  | -   | -  | -     |   |
| 05 03 02 22          | C1          | Tobacco premium   | -  | -  | -  | -   | -    | -  | -   | -    | 0.1  | -    | 0.2  | -  | -  | -  | -  | -  | -  | -  | -  | -    | -  | -   | -  | -  | -  | -  | -   | -  | 0.257 |   |
| 05 03 02 23 1810 012 |             | Special temporary measures - hops - R.1098/98 - temporary resting - crop 2006 and earlier   | -  | -  | -  | -   | -    | -  | -   | -    | -    | -    | -    | -  | -  | -  | -  | -  | -  | -  | -  | -    | -  | -   | -  | -  | -  | -  | -   | -  | -     |   |
| 05 03 02 23 1810 013 |             | Special temporary measures - hops - R.1098/98 - permanent grubbing up - crop 2006 and earlier   | -  | -  | -  | -   | -    | -  | -   | -    | -    | -    | -    | -  | -  | -  | -  | -  | -  | -  | -  | -    | -  | -   | -  | -  | -  | -  | -   | -  | -     |   |
| 05 03 02 23 1810 052 |             | Area aid - R.1696/71, Art.12; R.1782/03, Art.110n - crop 2007 and earlier   | -  | -  | -  | -   | -    | -  | -   | -    | -    | -    | -    | -  | -  | -  | -  | -  | -  | -  | -  | -    | -  | -   | -  | -  | -  | -  | -   | -  | -     |   |
| 05 03 02 23 1810 053 |             | Hops, payments (25%) - R.1782/03, Art.68 a - crop 2007 and earlier  | -  | -  | -  | -   | -    | -  | -   | -    | -    | -    | -    | -  | -  | -  | -  | -  | -  | -  | -  | -    | -  | -   | -  | -  | -  | -  | -   | -  | -     |   |
| 05 03 02 23 1810 054 |             | Area aid - R.1696/71, Art.12; R.1782/03, Art.110n - crop 2008 - FR, AT, SI  | -  | -  | -  | -   | -    | -  | -   | -    | -    | -    | -    | -  | -  | -  | -  | -  | -  | -  | -  | -    | -  | -   | -  | -  | -  | -  | -   | -  | -     |   |
| 05 03 02 23 1810 055 |             | Hops, payments (25%) - R.1782/03, Art.68 a - crop 2008 - DE   | -  | -  | -  | -   | -    | -  | -   | -    | -    | -    | -    | -  | -  | -  | -  | -  | -  | -  | -  | -    | -  | -   | -  | -  | -  | -  | -   | -  | -     |   |
| 05 03 02 23 1810 056 |             | Hops - area aid - 0% modulation - R.1782/03, Art.110n - crop 2009 - FR, AT, SI  | -  | -  | -  | -   | -    | -  | -   | -    | -    | -    | -    | -  | -  | -  | -  | -  | -  | -  | -  | -    | -  | -   | -  | -  | -  | -  | -   | -  | -     |   |
| 05 03 02 23 1810 057 |             | Hops, payments (25%) - R.1782/03, Art.68a - crop 2009 - DE  | -  | -  | -  | -   | -    | -  | -   | -    | -    | -    | -    | -  | -  | -  | -  | -  | -  | -  | -  | -    | -  | -   | -  | -  | -  | -  | -   | -  | -     |   |
| 05 03 02 23 1810 058 |             | Hops - area aid - payments 5.000 €-300.000 € - 7% modulation - R.1782/03, Art.110n - crop 2009 - FR, AT   | -  | -  | -  | -   | -    | -  | -   | -    | -    | -    | -    | -  | -  | -  | -  | -  | -  | -  | -  | -    | -  | -   | -  | -  | -  | -  | -   | -  | -     |   |
| 05 03 02 23 1810 059 |             | Hops - area aid - payments > 300.000 € - 11% modulation - R.1782/03, Art.110n - crop 2009 - FR, AT  | -  | -  | -  | -   | -    | -  | -   | -    | -    | -    | -    | -  | -  | -  | -  | -  | -  | -  | -  | -    | -  | -   | -  | -  | -  | -  | -   | -  | -     |   |
| 05 03 02 23          |             | Hops area aid   | -  | -  | -  | -   | -    | -  | -   | -    | -    | -    | -    | -  | -  | -  | -  | -  | -  | -  | -  | -    | -  | -   | -  | -  | -  | -  | -   | -  | -     |   |
| 05 03 02 24 0000 004 | C1          | Specific quality premium - durum wheat - R.1782/03, Art.72 - calendar year 2007 and earlier   | -  | -  | -  | -   | -    | -  | -   | -    | 0.0  | -0.0 | -0.0 | -  | -  | -  | -  | -  | -  | -  | -  | -    | -  | -   | -  | -  | -  | -  | -   | -  | 0.012 |   |
| 05 03 02 24 0000 005 | C1          | Specific quality premium - durum wheat - R.1782/03, Art.72 - calendar year 2008 - EL, ES, FR, IT, AT, PT  | -  | -  | -  | -   | -    | -  | -   | -    | 0.0  | 0.0  | 0.1  | -  | -  | -  | -  | -  | -  | -  | -  | -    | -  | -   | -  | -  | -  | -  | -   | -  | 0.063 |   |
| 05 03 02 24 0000 006 | C1          | Specific quality premium - durum wheat - 0% modulation - R.1782/03, Art.72 - calendar year 2009 - EL, ES, FR, IT, AT, PT                              | -  | -  | -  | -   | -    | -  | -   | -0.0 | -0.0 | -    | 0.0  | -  | -  | -  | -  | -  | -  | -  | -  | -    | -  | -   | -  | -  | -  | -  | -   | -  | 0.034 |   |
| 05 03 02 24 0000 007 | C1          | Specific quality premium - durum wheat - payments 5.000 €-300.000 € - 7% modulation - R.1782/03, Art.72 - calendar year 2009 - EL, ES, FR, IT, AT, PT | -  | -  | -  | -   | -    | -  | -   | -    | -0.0 | 0.0  | 0.1  | -  | -  | -  | -  | -  | -  | -  | -  | -0.0 | -  | 0.0 | -  | -  | -  | -  | -   | -  | 0.134 |   |
| 05 03 02 24 0000 008 | C1          | Specific quality premium - durum wheat - payments > 300.000 € - 11% modulation - R.1782/03, Art.72 - calendar year 2009 - EL, ES, FR, IT, AT, PT      | -  | -  | -  | -   | -    | -  | -   | -    | -    | -    | 0.0  | -  | -  | -  | -  | -  | -  | -  | -  | -    | -  | -   | -  | -  | -  | -  | -   | -  | 0.002 |   |
| 05 03 02 24          | C1          | Specific quality premium for durum wheat  | -  | -  | -  | -   | -    | -  | -   | -0.0 | 0.0  | 0.0  | 0.2  | -  | -  | -  | -  | -  | -  | -  | -  | -0.0 | -  | 0.0 | -  | -  | -  | -  | -   | -  | 0.246 |   |
| 05 03 02 25 0000 004 | C1          | Protein crops premium - R.1782/03, Art.76 - calendar year 2007 and earlier  | -  | -  | -  | 0.0 | 0.0  | -  | 0.0 | -    | 0.0  | -0.0 | 0.0  | -  | -  | -  | -  | -  | -  | -  | -  | -    | -  | -   | -  | -  | -  | -  | 0.1 | -  | 0.055 |   |
| 05 03 02 25 0000 004 | NA          | Protein crops premium - R.1782/03, Art.76 - calendar year 2007 and earlier  | -  | -  | -  | -   | -    | -  | -   | -    | -    | -    | -    | -  | -  | -  | -  | -  | -  | -  | -  | -    | -  | -   | -  | -  | -  | -  | -   | -  | -     |   |
| 05 03 02 25 0000 004 |             | Protein crops premium - R.1782/03, Art.76 - calendar year 2007 and earlier  | -  | -  | -  | 0.0 | 0.0  | -  | 0.0 | -    | 0.0  | -0.0 | 0.0  | -  | -  | -  | -  | -  | -  | -  | -  | -    | -  | -   | -  | -  | -  | -  | 0.1 | -  | 0.055 |   |
| 05 03 02 25 0000 005 | C1          | Protein crops premium - R.1782/03, Art.76 - calendar year 2008 - EU 15, MT, SI  | -  | -  | -  | -   | -0.0 | -  | -   | -    | 0.0  | -0.0 | 0.0  | -  | -  | -  | -  | -  | -  | -  | -  | -0.0 | -  | -   | -  | -  | -  | -  | 0.0 | -  | 0.010 |   |







ANNEX 33  
 EXPENDITURE CHARGED AGAINST THE 2011 BUDGET  
 DETAILS by ITEM and by MEMBER STATE

In EUR million

| Budget Line          | Fund source | Item  | BE | BG | CZ | DK   | DE   | EE | IE  | EL   | ES   | FR  | IT   | CY | LV   | LT  | LU | HU   | MT | NL  | AT   | PL   | PT  | RO  | SI  | SK  | FI  | SE  | UK   | CE | TOTAL  |        |   |
|----------------------|-------------|---|----|----|----|------|------|----|-----|------|------|-----|------|----|------|-----|----|------|----|-----|------|------|-----|-----|-----|-----|-----|-----|------|----|--------|--------|---|
| 05 03 02 26 0000 007 | C1          | Area payments - nuts - payments 5.000 €-300.000 € - 7% modulation - R.73/09, Art.82 - calendar year 2009 - BE, DE, EL, ES, FR, IT, LU, NL, AT, PT | -  | -  | -  | -    | -    | -  | -   | -    | 0.0  | 0.0 | 0.0  | -  | -    | -   | -  | -    | -  | -   | -    | -    | 0.0 | -   | -   | -   | -   | -   | -    | -  | 0.080  |        |   |
| 05 03 02 26 0000 008 |             | Area payments - nuts - payments > 300.000 € - 11% modulation - R.73/09, Art.82 - calendar year 2009 - BE, DE, EL, ES, FR, IT, LU, NL, AT, PT      | -  | -  | -  | -    | -    | -  | -   | -    | -    | -   | -    | -  | -    | -   | -  | -    | -  | -   | -    | -    | -   | -   | -   | -   | -   | -   | -    | -  | -      |        |   |
| 05 03 02 26 0000 010 | C1          | Area payments - nuts - payments < 5.000 € - 14% modulation - R.73/09, Art.82 - calendar year 2009 - England, UK                                   | -  | -  | -  | -    | -    | -  | -   | -    | -    | -   | -    | -  | -    | -   | -  | -    | -  | -   | -    | -    | -   | -   | -   | -   | -   | -   | -0.0 | -  | -0.000 |        |   |
| 05 03 02 26 0000 011 |             | Area payments - nuts - payments > 5.000 € - 19% modulation - R.73/09, Art.82 - calendar year 2009 - England, UK                                   | -  | -  | -  | -    | -    | -  | -   | -    | -    | -   | -    | -  | -    | -   | -  | -    | -  | -   | -    | -    | -   | -   | -   | -   | -   | -   | -    | -  | -      |        |   |
| 05 03 02 26 0000 012 |             | Area payments - nuts - payments < 5.000 € - 7% modulation - R.73/09, Art.82 - calendar year 2009 - Northern Ireland, UK                           | -  | -  | -  | -    | -    | -  | -   | -    | -    | -   | -    | -  | -    | -   | -  | -    | -  | -   | -    | -    | -   | -   | -   | -   | -   | -   | -    | -  | -      | -      |   |
| 05 03 02 26 0000 013 |             | Area payments - nuts - payments > 5.000 € - 12% modulation - R.73/09, Art.82 - calendar year 2009 - Northern Ireland, UK                          | -  | -  | -  | -    | -    | -  | -   | -    | -    | -   | -    | -  | -    | -   | -  | -    | -  | -   | -    | -    | -   | -   | -   | -   | -   | -   | -    | -  | -      | -      |   |
| 05 03 02 26 0000 014 |             | Area payments - nuts - payments < 5.000 € - 4.2% modulation - R.73/09, Art.82 - calendar year 2009 - Wales, UK                                    | -  | -  | -  | -    | -    | -  | -   | -    | -    | -   | -    | -  | -    | -   | -  | -    | -  | -   | -    | -    | -   | -   | -   | -   | -   | -   | -    | -  | -      | -      |   |
| 05 03 02 26 0000 015 |             | Area payments - nuts - payments 5.000 €-300.000 € - 9.2% modulation - R.73/09, Art.82 - calendar year 2009 - Wales, UK                            | -  | -  | -  | -    | -    | -  | -   | -    | -    | -   | -    | -  | -    | -   | -  | -    | -  | -   | -    | -    | -   | -   | -   | -   | -   | -   | -    | -  | -      | -      |   |
| 05 03 02 26 0000 016 |             | Area payments - nuts - payments > 300.000 € - 11% modulation - R.73/09, Art.82 - calendar year 2009 - Wales, UK                                   | -  | -  | -  | -    | -    | -  | -   | -    | -    | -   | -    | -  | -    | -   | -  | -    | -  | -   | -    | -    | -   | -   | -   | -   | -   | -   | -    | -  | -      | -      | - |
| 05 03 02 26 0000 017 |             | Area payments - nuts - payments < 5.000 € - 8.5% modulation - R.73/09, Art.82 - calendar year 2009 - Scotland, UK                                 | -  | -  | -  | -    | -    | -  | -   | -    | -    | -   | -    | -  | -    | -   | -  | -    | -  | -   | -    | -    | -   | -   | -   | -   | -   | -   | -    | -  | -      | -      | - |
| 05 03 02 26 0000 018 |             | Area payments - nuts - payments > 5.000 € - 13.5% modulation - R.73/09, Art.82 - calendar year 2009 - Scotland, UK                                | -  | -  | -  | -    | -    | -  | -   | -    | -    | -   | -    | -  | -    | -   | -  | -    | -  | -   | -    | -    | -   | -   | -   | -   | -   | -   | -    | -  | -      | -      | - |
| 05 03 02 26 0000 019 | C1          | Area payments - nuts - 0% modulation - R.73/09, Art.82 - calendar year 2010 - DE, ES, FR, IT, AT, PT, SI  | -  | -  | -  | -    | 0.0  | -  | -   | -    | 47.6 | 1.1 | 11.9 | -  | -    | -   | -  | -    | -  | -   | 0.0  | -    | 3.5 | -   | 0.0 | -   | -   | -   | -    | -  | -      | 64.158 |   |
| 05 03 02 26 0000 020 | C1          | Area payments - nuts - payments 5.000 €-300.000 € - 8% modulation - R.73/09, Art.82 - calendar year 2010 - DE, ES, FR, IT, AT, PT                 | -  | -  | -  | -    | 0.0  | -  | -   | -    | 17.7 | 0.9 | 2.9  | -  | -    | -   | -  | -    | -  | -   | 0.0  | -    | 1.3 | -   | -   | -   | -   | -   | -    | -  | -      | 22.786 |   |
| 05 03 02 26 0000 021 | C1          | Area payments - nuts - payments > 300.000 € - 12% modulation - R.73/09, Art.82 - calendar year 2010 - DE, ES, FR, IT, AT, PT                      | -  | -  | -  | -    | -    | -  | -   | -    | 0.1  | 0.0 | 0.0  | -  | -    | -   | -  | -    | -  | -   | -    | -    | -   | -   | -   | -   | -   | -   | -    | -  | 0.081  |        |   |
| 05 03 02 26 0000 022 | C1          | Area payments - nuts - payments < 5.000 € - 14% modulation - R.73/09, Art.82 - calendar year 2010 - England, UK                                   | -  | -  | -  | -    | -    | -  | -   | -    | -    | -   | -    | -  | -    | -   | -  | -    | -  | -   | -    | -    | -   | -   | -   | -   | -   | -   | 0.0  | -  | 0.006  |        |   |
| 05 03 02 26 0000 023 | C1          | Area payments - nuts - payments > 5.000 € - 19% modulation - R.73/09, Art.82 - calendar year 2010 - England, UK                                   | -  | -  | -  | -    | -    | -  | -   | -    | -    | -   | -    | -  | -    | -   | -  | -    | -  | -   | -    | -    | -   | -   | -   | -   | -   | -   | 0.0  | -  | 0.004  |        |   |
| 05 03 02 26 0000 026 | C1          | Area payments for nuts  | -  | -  | -  | -    | 0.1  | -  | -   | -0.0 | 65.7 | 2.0 | 14.9 | -  | -    | -   | -  | -    | -  | 0.0 | 0.0  | -    | 4.9 | -   | 0.0 | -   | -   | 0.0 | -    | -  | 87.644 |        |   |
| 05 03 02 27 0000 004 | C1          | Aid - energy crops - R.1782/03, Art.88 - calendar year 2007 and earlier   | -  | -  | -  | -0.0 | -0.0 | -  | -   | -    | -    | 0.0 | 0.0  | -  | -    | 0.0 | -  | -0.2 | -  | 0.0 | -    | 0.0  | -   | 0.0 | -   | 0.4 | 0.0 | -   | 0.0  | -  | 0.285  |        |   |
| 05 03 02 27 0000 004 | NA          | Aid - energy crops - R.1782/03, Art.88 - calendar year 2007 and earlier   | -  | -  | -  | -    | -    | -  | -   | -    | -    | -   | -    | -  | -    | -   | -  | -    | -  | -   | -    | -    | -   | -   | -   | -   | -   | -   | -    | -  | -      | -      |   |
| 05 03 02 27 0000 004 |             | Aid - energy crops - R.1782/03, Art.88 - calendar year 2007 and earlier   | -  | -  | -  | -0.0 | -0.0 | -  | -   | -    | -    | 0.0 | 0.0  | -  | -    | 0.0 | -  | -0.2 | -  | 0.0 | -    | 0.0  | -   | 0.0 | -   | 0.4 | 0.0 | -   | 0.0  | -  | 0.285  |        |   |
| 05 03 02 27 0000 005 | C1          | Aid - energy crops - R.1782/03, Art.88 - calendar year 2008 - EU 27   | -  | -  | -  | -    | 0.0  | -  | 0.0 | -    | -    | 0.1 | 0.0  | -  | -0.0 | 0.0 | -  | 0.0  | -  | -   | -0.0 | -0.0 | -   | -   | -   | -   | 0.0 | 0.0 | 0.0  | -  | 0.131  |        |   |
| 05 03 02 27 0000 005 | NA          | Aid - energy crops - R.1782/03, Art.88 - calendar year 2008 - EU 27   | -  | -  | -  | -    | -    | -  | -   | -    | -    | -   | -    | -  | -    | -   | -  | -    | -  | -   | -    | -    | -   | -   | -   | -   | -   | -   | -    | -  | -      | -      |   |
| 05 03 02 27 0000 005 |             | Aid - energy crops - R.1782/03, Art.88 - calendar year 2008 - EU 27   | -  | -  | -  | -    | 0.0  | -  | 0.0 | -    | -    | 0.1 | 0.0  | -  | -0.0 | 0.0 | -  | 0.0  | -  | -   | -0.0 | -0.0 | -   | -   | -   | -   | 0.0 | 0.0 | 0.0  | -  | 0.131  |        |   |







































ANNEX 33  
 EXPENDITURE CHARGED AGAINST THE 2011 BUDGET  
 DETAILS by ITEM and by MEMBER STATE

In EUR million

| Budget Line          | Fund source | Item   | BE           | BG           | CZ           | DK           | DE             | EE          | IE             | EL             | ES             | FR             | IT             | CY          | LV           | LT           | LU          | HU             | MT          | NL           | AT           | PL             | PT           | RO           | SI           | SK           | FI           | SE           | UK             | CE          | TOTAL             |               |        |
|----------------------|-------------|--|--------------|--------------|--------------|--------------|----------------|-------------|----------------|----------------|----------------|----------------|----------------|-------------|--------------|--------------|-------------|----------------|-------------|--------------|--------------|----------------|--------------|--------------|--------------|--------------|--------------|--------------|----------------|-------------|-------------------|---------------|--------|
| 05 07 01             |             | Control of agricultural expenditure  | -0.1         | -0.1         | -0.2         | -0.0         | 1.4            | -0.0        | 0.7            | -1.7           | -1.5           | -2.5           | 60.4           | -0.0        | -0.0         | -0.0         | 0.2         | 2.6            | -0.0        | -            | 0.0          | 0.2            | -1.5         | -7.6         | 0.0          | -0.3         | 0.0          | 0.1          | 19.6           | 6.5         | 76.445            |               |        |
| 05 07 02 00          |             | Settlement of disputes   | -            | -            | -            | -            | -              | -           | -              | -              | -              | -              | -              | -           | -            | -            | -           | -              | -           | -            | -            | -              | -            | -            | -            | -            | -            | -            | -              | -           | -                 |               |        |
| 05 07 02             |             | Settlement of disputes   | -            | -            | -            | -            | -              | -           | -              | -              | -              | -              | -              | -           | -            | -            | -           | -              | -           | -            | -            | -              | -            | -            | -            | -            | -            | -            | -              | -           | -                 |               |        |
| <b>05 07</b>         | <b>C1</b>   | <b>Audit of agricultural expenditure</b>   | <b>-0.1</b>  | <b>-0.1</b>  | <b>-0.2</b>  | <b>-0.0</b>  | <b>1.4</b>     | <b>-0.0</b> | <b>0.7</b>     | <b>-1.7</b>    | <b>-1.5</b>    | <b>-2.5</b>    | <b>60.4</b>    | <b>-0.0</b> | <b>-0.0</b>  | <b>-0.0</b>  | <b>0.2</b>  | <b>2.6</b>     | <b>-0.0</b> | <b>-</b>     | <b>0.0</b>   | <b>0.2</b>     | <b>-1.5</b>  | <b>-7.6</b>  | <b>0.0</b>   | <b>-0.3</b>  | <b>0.0</b>   | <b>0.1</b>   | <b>19.6</b>    | <b>6.5</b>  | <b>76.445</b>     |               |        |
| <b>05 07</b>         | <b>NA</b>   | <b>Audit of agricultural expenditure</b>   | <b>-0.1</b>  | <b>-0.1</b>  | <b>-0.2</b>  | <b>-0.0</b>  | <b>1.4</b>     | <b>-0.0</b> | <b>0.7</b>     | <b>-1.7</b>    | <b>-1.5</b>    | <b>-2.5</b>    | <b>60.4</b>    | <b>-0.0</b> | <b>-0.0</b>  | <b>-0.0</b>  | <b>0.2</b>  | <b>2.6</b>     | <b>-0.0</b> | <b>-</b>     | <b>0.0</b>   | <b>0.2</b>     | <b>-1.5</b>  | <b>-7.6</b>  | <b>0.0</b>   | <b>-0.3</b>  | <b>0.0</b>   | <b>0.1</b>   | <b>19.6</b>    | <b>6.5</b>  | <b>76.445</b>     |               |        |
| <b>05 07</b>         |             | <b>Audit of agricultural expenditure</b>   | <b>-0.1</b>  | <b>-0.1</b>  | <b>-0.2</b>  | <b>-0.0</b>  | <b>1.4</b>     | <b>-0.0</b> | <b>0.7</b>     | <b>-1.7</b>    | <b>-1.5</b>    | <b>-2.5</b>    | <b>60.4</b>    | <b>-0.0</b> | <b>-0.0</b>  | <b>-0.0</b>  | <b>0.2</b>  | <b>2.6</b>     | <b>-0.0</b> | <b>-</b>     | <b>0.0</b>   | <b>0.2</b>     | <b>-1.5</b>  | <b>-7.6</b>  | <b>0.0</b>   | <b>-0.3</b>  | <b>0.0</b>   | <b>0.1</b>   | <b>19.6</b>    | <b>6.5</b>  | <b>76.445</b>     |               |        |
| 05 08 01 00 0000 301 | C1          | Direct payments reserved for EAGF  | -            | -            | -            | -            | -              | -           | -              | -              | -              | -              | -              | -           | -            | -            | -           | -              | -           | -            | -            | -              | -            | -            | -            | -            | -            | -            | -              | -           | 14.2              | 14.230        |        |
| 05 08 01 00          | C1          | Farm Accountancy Data Network (FADN)   | -            | -            | -            | -            | -              | -           | -              | -              | -              | -              | -              | -           | -            | -            | -           | -              | -           | -            | -            | -              | -            | -            | -            | -            | -            | -            | -              | -           | -                 | 14.2          | 14.230 |
| 05 08 01             | C1          | Farm Accountancy Data Network (FADN)   | -            | -            | -            | -            | -              | -           | -              | -              | -              | -              | -              | -           | -            | -            | -           | -              | -           | -            | -            | -              | -            | -            | -            | -            | -            | -            | -              | -           | -                 | 14.2          | 14.230 |
| 05 08 02 00 0000 301 | C1          | Direct payments reserved for EAGF  | -            | -            | -            | -            | -              | -           | -              | -              | -              | -              | -              | -           | -            | -            | -           | -              | -           | -            | -            | -              | -            | -            | -            | -            | -            | -            | -              | -           | -                 | 0.2           | 0.201  |
| 05 08 02 00          | C1          | Surveys on the structure of agricultural holdings  | -            | -            | -            | -            | -              | -           | -              | -              | -              | -              | -              | -           | -            | -            | -           | -              | -           | -            | -            | -              | -            | -            | -            | -            | -            | -            | -              | -           | -                 | 0.2           | 0.201  |
| 05 08 02             | C1          | Surveys on the structure of agricultural holdings  | -            | -            | -            | -            | -              | -           | -              | -              | -              | -              | -              | -           | -            | -            | -           | -              | -           | -            | -            | -              | -            | -            | -            | -            | -            | -            | -              | -           | -                 | 0.2           | 0.201  |
| 05 08 03 00 0000 301 | C1          | Direct payments reserved for EAGF  | -            | -            | -            | -            | -              | -           | -              | -              | -              | -              | -              | -           | -            | -            | -           | -              | -           | -            | -            | -              | -            | -            | -            | -            | -            | -            | -              | -           | -                 | 1.4           | 1.444  |
| 05 08 03 00          | C1          | Restructuring of systems for agricultural surveys  | -            | -            | -            | -            | -              | -           | -              | -              | -              | -              | -              | -           | -            | -            | -           | -              | -           | -            | -            | -              | -            | -            | -            | -            | -            | -            | -              | -           | -                 | 1.4           | 1.444  |
| 05 08 03             | C1          | Restructuring of systems for agricultural surveys  | -            | -            | -            | -            | -              | -           | -              | -              | -              | -              | -              | -           | -            | -            | -           | -              | -           | -            | -            | -              | -            | -            | -            | -            | -            | -            | -              | -           | -                 | 1.4           | 1.444  |
| 05 08 06 00 3820 301 | C1          | Direct payments reserved for EAGF  | -            | -            | -            | -            | -              | -           | -              | -              | -              | -              | -              | -           | -            | -            | -           | -              | -           | -            | -            | -              | -            | -            | -            | -            | -            | -            | -              | -           | -                 | 8.0           | 7.987  |
|                      |             | Enhancing public awareness of the common agricultural policy                             | -            | -            | -            | -            | -              | -           | -              | -              | -              | -              | -              | -           | -            | -            | -           | -              | -           | -            | -            | -              | -            | -            | -            | -            | -            | -            | -              | -           | -                 | 8.0           | 7.987  |
| 05 08 06 00          | C1          | Enhancing public awareness of the common agricultural policy                             | -            | -            | -            | -            | -              | -           | -              | -              | -              | -              | -              | -           | -            | -            | -           | -              | -           | -            | -            | -              | -            | -            | -            | -            | -            | -            | -              | -           | -                 | 8.0           | 7.987  |
| 05 08 06             | C1          | Enhancing public awareness of the common agricultural policy                             | -            | -            | -            | -            | -              | -           | -              | -              | -              | -              | -              | -           | -            | -            | -           | -              | -           | -            | -            | -              | -            | -            | -            | -            | -            | -            | -              | -           | -                 | 8.0           | 7.987  |
| 05 08 09 00 0000 301 | C1          | Direct payments reserved for EAGF  | -            | -            | -            | -            | -              | -           | -              | -              | -              | -              | -              | -           | -            | -            | -           | -              | -           | -            | -            | -              | -            | -            | -            | -            | -            | -            | -              | -           | -                 | 1.3           | 1.270  |
|                      |             | European Agricultural Guarantee Fund (EAGF)  | -            | -            | -            | -            | -              | -           | -              | -              | -              | -              | -              | -           | -            | -            | -           | -              | -           | -            | -            | -              | -            | -            | -            | -            | -            | -            | -              | -           | -                 | 1.3           | 1.270  |
| 05 08 09 00          | C1          | — Operational technical assistance   | -            | -            | -            | -            | -              | -           | -              | -              | -              | -              | -              | -           | -            | -            | -           | -              | -           | -            | -            | -              | -            | -            | -            | -            | -            | -            | -              | -           | -                 | 1.3           | 1.270  |
|                      |             | European Agricultural Guarantee Fund (EAGF)  | -            | -            | -            | -            | -              | -           | -              | -              | -              | -              | -              | -           | -            | -            | -           | -              | -           | -            | -            | -              | -            | -            | -            | -            | -            | -            | -              | -           | -                 | 1.3           | 1.270  |
| 05 08 09             | C1          | — Operational technical assistance   | -            | -            | -            | -            | -              | -           | -              | -              | -              | -              | -              | -           | -            | -            | -           | -              | -           | -            | -            | -              | -            | -            | -            | -            | -            | -            | -              | -           | -                 | 1.3           | 1.270  |
|                      |             | Policy strategy and coordination of Agriculture and rural development policy area        | -            | -            | -            | -            | -              | -           | -              | -              | -              | -              | -              | -           | -            | -            | -           | -              | -           | -            | -            | -              | -            | -            | -            | -            | -            | -            | -              | -           | -                 | 25.1          | 25.132 |
| <b>05 08</b>         | <b>C1</b>   | <b>Agriculture and rural development</b>   | <b>550.7</b> | <b>314.6</b> | <b>667.7</b> | <b>963.7</b> | <b>5 493.5</b> | <b>74.7</b> | <b>872.8</b>   | <b>2 406.1</b> | <b>5 817.3</b> | <b>8 676.9</b> | <b>4 633.8</b> | <b>41.9</b> | <b>109.0</b> | <b>279.8</b> | <b>34.8</b> | <b>1 049.4</b> | <b>4.3</b>  | <b>857.7</b> | <b>739.2</b> | <b>2 396.4</b> | <b>760.6</b> | <b>795.2</b> | <b>108.5</b> | <b>296.9</b> | <b>496.1</b> | <b>697.6</b> | <b>3 314.7</b> | <b>41.1</b> | <b>42 495.102</b> |               |        |
| <b>05</b>            | <b>C4</b>   | <b>Agriculture and rural development</b>   | <b>-0.8</b>  | <b>2.0</b>   | <b>0.3</b>   | <b>0.0</b>   | <b>4.1</b>     | <b>0.0</b>  | <b>0.2</b>     | <b>11.7</b>    | <b>17.0</b>    | <b>22.5</b>    | <b>35.7</b>    | <b>0.5</b>  | <b>0.3</b>   | <b>-</b>     | <b>4.1</b>  | <b>2.7</b>     | <b>0.1</b>  | <b>24.3</b>  | <b>2.4</b>   | <b>86.6</b>    | <b>5.0</b>   | <b>1.7</b>   | <b>0.2</b>   | <b>0.6</b>   | <b>0.2</b>   | <b>1.7</b>   | <b>1.4</b>     | <b>-</b>    | <b>220.405</b>    |               |        |
| <b>05</b>            | <b>C5</b>   | <b>Agriculture and rural development</b>   | <b>94.7</b>  | <b>-</b>     | <b>1.3</b>   | <b>3.3</b>   | <b>34.1</b>    | <b>-</b>    | <b>442.0</b>   | <b>7.1</b>     | <b>110.2</b>   | <b>91.5</b>    | <b>183.1</b>   | <b>0.2</b>  | <b>3.2</b>   | <b>0.1</b>   | <b>-</b>    | <b>13.1</b>    | <b>0.0</b>  | <b>64.6</b>  | <b>5.4</b>   | <b>12.2</b>    | <b>8.2</b>   | <b>5.2</b>   | <b>0.0</b>   | <b>1.4</b>   | <b>3.1</b>   | <b>8.0</b>   | <b>6.1</b>     | <b>-</b>    | <b>1 097.970</b>  |               |        |
| <b>05</b>            | <b>NA</b>   | <b>Agriculture and rural development</b>   | <b>-</b>     | <b>-</b>     | <b>-</b>     | <b>-</b>     | <b>-</b>       | <b>-</b>    | <b>-</b>       | <b>-</b>       | <b>-</b>       | <b>-</b>       | <b>-</b>       | <b>-</b>    | <b>-</b>     | <b>-</b>     | <b>-</b>    | <b>-</b>       | <b>-</b>    | <b>-</b>     | <b>-</b>     | <b>-</b>       | <b>-</b>     | <b>-</b>     | <b>-</b>     | <b>-</b>     | <b>-</b>     | <b>-</b>     | <b>-</b>       | <b>-</b>    | <b>-</b>          | <b>-</b>      |        |
| <b>05</b>            |             | <b>Agriculture and rural development</b>   | <b>644.6</b> | <b>316.6</b> | <b>669.3</b> | <b>967.0</b> | <b>5 531.8</b> | <b>74.7</b> | <b>1 315.0</b> | <b>2 425.0</b> | <b>5 944.5</b> | <b>8 790.9</b> | <b>4 852.6</b> | <b>42.6</b> | <b>112.5</b> | <b>279.8</b> | <b>34.8</b> | <b>1 065.2</b> | <b>4.4</b>  | <b>946.6</b> | <b>747.0</b> | <b>2 495.1</b> | <b>773.7</b> | <b>802.1</b> | <b>108.8</b> | <b>298.8</b> | <b>499.5</b> | <b>707.2</b> | <b>3 322.2</b> | <b>41.1</b> | <b>43 813.477</b> |               |        |
| 11 02 01 01 0000 301 | C1          | Direct payments reserved for EAGF  | -            | -            | -            | -            | -              | -           | -              | -              | -              | -              | -              | -           | -            | -            | -           | -              | -           | -            | -            | -              | -            | -            | -            | -            | -            | -            | -              | -           | 15.0              | 14.961        |        |
| 11 02 01 01          | C1          | Intervention in fishery products — New measures  | -            | -            | -            | -            | -              | -           | -              | -              | -              | -              | -              | -           | -            | -            | -           | -              | -           | -            | -            | -              | -            | -            | -            | -            | -            | -            | -              | -           | -                 | 15.0          | 14.961 |
| 11 02 01             | C1          | Intervention in fishery products   | -            | -            | -            | -            | -              | -           | -              | -              | -              | -              | -              | -           | -            | -            | -           | -              | -           | -            | -            | -              | -            | -            | -            | -            | -            | -            | -              | -           | -                 | 15.0          | 14.961 |
| 11 02 03 01 0000 301 | C1          | Direct payments reserved for EAGF  | -            | -            | -            | -            | -              | -           | -              | -              | -              | -              | -              | -           | -            | -            | -           | -              | -           | -            | -            | -              | -            | -            | -            | -            | -            | -            | -              | -           | -                 | 15.0          | 14.997 |
|                      |             | Fisheries programme for the outermost regions — New measures                             | -            | -            | -            | -            | -              | -           | -              | -              | -              | -              | -              | -           | -            | -            | -           | -              | -           | -            | -            | -              | -            | -            | -            | -            | -            | -            | -              | -           | -                 | 15.0          | 14.997 |
| 11 02 03 01          | C1          | Fisheries programme for the outermost regions  | -            | -            | -            | -            | -              | -           | -              | -              | -              | -              | -              | -           | -            | -            | -           | -              | -           | -            | -            | -              | -            | -            | -            | -            | -            | -            | -              | -           | -                 | 15.0          | 14.997 |
| <b>11 02</b>         | <b>C1</b>   | <b>Fisheries markets</b>   | <b>-</b>     | <b>-</b>     | <b>-</b>     | <b>-</b>     | <b>-</b>       | <b>-</b>    | <b>-</b>       | <b>-</b>       | <b>-</b>       | <b>-</b>       | <b>-</b>       | <b>-</b>    | <b>-</b>     | <b>-</b>     | <b>-</b>    | <b>-</b>       | <b>-</b>    | <b>-</b>     | <b>-</b>     | <b>-</b>       | <b>-</b>     | <b>-</b>     | <b>-</b>     | <b>-</b>     | <b>-</b>     | <b>-</b>     | <b>-</b>       | <b>-</b>    | <b>30.0</b>       | <b>29.958</b> |        |
| <b>11</b>            | <b>C1</b>   | <b>Maritime affairs and fisheries</b>  | <b>-</b>     | <b>-</b>     | <b>-</b>     | <b>-</b>     | <b>-</b>       | <b>-</b>    | <b>-</b>       | <b>-</b>       | <b>-</b>       | <b>-</b>       | <b>-</b>       | <b>-</b>    | <b>-</b>     | <b>-</b>     | <b>-</b>    | <b>-</b>       | <b>-</b>    | <b>-</b>     | <b>-</b>     | <b>-</b>       | <b>-</b>     | <b>-</b>     | <b>-</b>     | <b>-</b>     | <b>-</b>     | <b>-</b>     | <b>-</b>       | <b>-</b>    | <b>30.0</b>       | <b>29.958</b> |        |
|                      |             | Plant-health measures - expenditure on administrative management                         | -            | -            | -            | -            | -              | -           | -              | -              | -              | -              | -              | -           | -            | -            | -           | -              | -           | -            | -            | -              | -            | -            | -            | -            | -            | -            | -              | -           | -                 | 0.4           | 0.441  |
| 17 01 04 01 333A 301 | C1          | Plant-health measures — Expenditure on administrative management                         | -            | -            | -            | -            | -              | -           | -              | -              | -              | -              | -              | -           | -            | -            | -           | -              | -           | -            | -            | -              | -            | -            | -            | -            | -            | -            | -              | -           | -                 | 0.4           | 0.441  |
| 17 01 04 01          | C1          | Plant-health measures — Expenditure on administrative management                         | -            | -            | -            | -            | -              | -           | -              | -              | -              | -              | -              | -           | -            | -            | -           | -              | -           | -            | -            | -              | -            | -            | -            | -            | -            | -            | -              | -           | -                 | 0.4           | 0.441  |
| 17 01 04 05 0000 301 | C1          | Feed and food safety and related activities - expenditure on administrative management   | -            | -            | -            | -            | -              | -           | -              | -              | -              | -              | -              | -           | -            | -            | -           | -              | -           | -            | -            | -              | -            | -            | -            | -            | -            | -            | -              | -           | -                 | 0.4           | 0.420  |
|                      |             | Feed and food safety and related activities — Expenditure on administrative management</ |              |              |              |              |                |             |                |                |                |                |                |             |              |              |             |                |             |              |              |                |              |              |              |              |              |              |                |             |                   |               |        |

ANNEX 33  
 EXPENDITURE CHARGED AGAINST THE 2011 BUDGET  
 DETAILS by ITEM and by MEMBER STATE

In EUR million

| Budget Line          | Fund source | Item   | BE    | BG    | CZ    | DK    | DE      | EE   | IE      | EL      | ES      | FR      | IT      | CY   | LV    | LT    | LU   | HU      | MT  | NL    | AT    | PL      | PT    | RO    | SI    | SK    | FI    | SE    | UK      | CE    | TOTAL      |
|----------------------|-------------|--|-------|-------|-------|-------|---------|------|---------|---------|---------|---------|---------|------|-------|-------|------|---------|-----|-------|-------|---------|-------|-------|-------|-------|-------|-------|---------|-------|------------|
| 17 03 02 00          |             | Community tobacco fund — Direct payments by the European Union   | -     | -     | -     | -     | -       | -    | -       | -       | -       | -       | -       | -    | -     | -     | -    | -       | -   | -     | -     | -       | -     | -     | -     | -     | -     | -     | -       | -     | -          |
| 17 03 02             |             | Community tobacco fund — Direct payments by the European Union   | -     | -     | -     | -     | -       | -    | -       | -       | -       | -       | -       | -    | -     | -     | -    | -       | -   | -     | -     | -       | -     | -     | -     | -     | -     | -     | -       | -     | -          |
| 17 03                |             | <b>Public health</b>   | -     | -     | -     | -     | -       | -    | -       | -       | -       | -       | -       | -    | -     | -     | -    | -       | -   | -     | -     | -       | -     | -     | -     | -     | -     | -     | -       | -     |            |
|                      |             | Animal disease eradication and monitoring programmes and monitoring of the physical conditions of animals that could pose a public-health risk linked to an external factor - new measures | -     | -     | -     | -     | -       | -    | -       | -       | -       | -       | -       | -    | -     | -     | -    | -       | -   | -     | -     | -       | -     | -     | -     | -     | -     | -     | -       | -     |            |
| 17 04 01 01 0000 301 | C1          | Animal disease eradication and monitoring programmes and monitoring of the physical conditions of animals that could pose a public health risk linked to an external factor — New measures | -     | -     | -     | -     | -       | -    | -       | -       | -       | -       | -       | -    | -     | -     | -    | -       | -   | -     | -     | -       | -     | -     | -     | -     | -     | -     | -       | -     |            |
| 17 04 01 01          | C1          | Animal disease eradication and monitoring programmes and monitoring of the physical conditions of animals that could pose a public health risk linked to an external factor                | -     | -     | -     | -     | -       | -    | -       | -       | -       | -       | -       | -    | -     | -     | -    | -       | -   | -     | -     | -       | -     | -     | -     | -     | -     | -     | -       | -     |            |
| 17 04 01             | C1          | Other measures in the veterinary, animal welfare and public-health field - new measures  | -     | -     | -     | -     | -       | -    | -       | -       | -       | -       | -       | -    | -     | -     | -    | -       | -   | -     | -     | -       | -     | -     | -     | -     | -     | -     | -       | -     |            |
| 17 04 02 01 0000 301 | C1          | Other measures in the veterinary, animal welfare and public health field — New measures  | -     | -     | -     | -     | -       | -    | -       | -       | -       | -       | -       | -    | -     | -     | -    | -       | -   | -     | -     | -       | -     | -     | -     | -     | -     | -     | -       | -     |            |
| 17 04 02 01          | C1          | Other measures in the veterinary, animal welfare and public health field   | -     | -     | -     | -     | -       | -    | -       | -       | -       | -       | -       | -    | -     | -     | -    | -       | -   | -     | -     | -       | -     | -     | -     | -     | -     | -     | -       | -     |            |
| 17 04 02             | C1          | Emergency fund for veterinary complaints and other animal contaminations which are a risk to public health - new measures  | -     | -     | -     | -     | -       | -    | -       | -       | -       | -       | -       | -    | -     | -     | -    | -       | -   | -     | -     | -       | -     | -     | -     | -     | -     | -     | -       | -     |            |
| 17 04 03 01 0000 301 | C1          | Emergency fund for veterinary complaints and other animal contaminations which are a risk to public health — New measures  | -     | -     | -     | -     | -       | -    | -       | -       | -       | -       | -       | -    | -     | -     | -    | -       | -   | -     | -     | -       | -     | -     | -     | -     | -     | -     | -       | -     |            |
| 17 04 03 01          | C1          | Emergency fund for veterinary complaints and other animal contaminations which are a risk to public health   | -     | -     | -     | -     | -       | -    | -       | -       | -       | -       | -       | -    | -     | -     | -    | -       | -   | -     | -     | -       | -     | -     | -     | -     | -     | -     | -       | -     |            |
| 17 04 03             | C1          | Plant-health measures - new measures   | -     | -     | -     | -     | -       | -    | -       | -       | -       | -       | -       | -    | -     | -     | -    | -       | -   | -     | -     | -       | -     | -     | -     | -     | -     | -     | -       | -     |            |
| 17 04 04 01 0000 301 | C1          | Plant health measures — New measures   | -     | -     | -     | -     | -       | -    | -       | -       | -       | -       | -       | -    | -     | -     | -    | -       | -   | -     | -     | -       | -     | -     | -     | -     | -     | -     | -       | -     |            |
| 17 04 04 01          | C1          | Plant health measures  | -     | -     | -     | -     | -       | -    | -       | -       | -       | -       | -       | -    | -     | -     | -    | -       | -   | -     | -     | -       | -     | -     | -     | -     | -     | -     | -       | -     |            |
| 17 04 04             | C1          | Community plant variety office   | -     | -     | -     | -     | -       | -    | -       | -       | -       | -       | -       | -    | -     | -     | -    | -       | -   | -     | -     | -       | -     | -     | -     | -     | -     | -     | -       | -     |            |
| 17 04 05 01 0000 301 | C1          | Community Plant Variety Office — Contribution to Titles 1 and 2  | -     | -     | -     | -     | -       | -    | -       | -       | -       | -       | -       | -    | -     | -     | -    | -       | -   | -     | -     | -       | -     | -     | -     | -     | -     | -     | -       | -     |            |
| 17 04 05 01          | C1          | Community plant variety office   | -     | -     | -     | -     | -       | -    | -       | -       | -       | -       | -       | -    | -     | -     | -    | -       | -   | -     | -     | -       | -     | -     | -     | -     | -     | -     | -       | -     |            |
| 17 04 05 02 0000 301 | C1          | Community Plant Variety Office — Contribution to Title 3   | -     | -     | -     | -     | -       | -    | -       | -       | -       | -       | -       | -    | -     | -     | -    | -       | -   | -     | -     | -       | -     | -     | -     | -     | -     | -     | -       | -     |            |
| 17 04 05             | C1          | Community Plant Variety Office   | -     | -     | -     | -     | -       | -    | -       | -       | -       | -       | -       | -    | -     | -     | -    | -       | -   | -     | -     | -       | -     | -     | -     | -     | -     | -     | -       | -     |            |
| 17 04 07 01 0000 301 | C1          | Feed and food safety and related activities - new measures   | -     | -     | -     | -     | -       | -    | -       | -       | -       | -       | -       | -    | -     | -     | -    | -       | -   | -     | -     | -       | -     | -     | -     | -     | -     | -     | -       | -     |            |
| 17 04 07 01          | C1          | Feed and food safety and related activities — New measures   | -     | -     | -     | -     | -       | -    | -       | -       | -       | -       | -       | -    | -     | -     | -    | -       | -   | -     | -     | -       | -     | -     | -     | -     | -     | -     | -       | -     |            |
| 17 04 07 01          | C1          | Feed and food safety and related activities  | -     | -     | -     | -     | -       | -    | -       | -       | -       | -       | -       | -    | -     | -     | -    | -       | -   | -     | -     | -       | -     | -     | -     | -     | -     | -     | -       | -     |            |
| 17 04 07             | C1          | <b>Food and feed safety, animal health, animal welfare and plant health</b>  | -     | -     | -     | -     | -       | -    | -       | -       | -       | -       | -       | -    | -     | -     | -    | -       | -   | -     | -     | -       | -     | -     | -     | -     | -     | -     | -       | -     |            |
| 17 04                | C1          | <b>Health and consumer protection</b>  | -     | -     | -     | -     | -       | -    | -       | -       | -       | -       | -       | -    | -     | -     | -    | -       | -   | -     | -     | -       | -     | -     | -     | -     | -     | -     | -       | -     |            |
| 17                   | C1          |  | -     | -     | -     | -     | -       | -    | -       | -       | -       | -       | -       | -    | -     | -     | -    | -       | -   | -     | -     | -       | -     | -     | -     | -     | -     | -     | -       | -     |            |
| TOTAL DEPENSES       | C1          |  | 550.7 | 314.6 | 667.7 | 963.7 | 5 493.5 | 74.7 | 872.8   | 2 406.1 | 5 817.3 | 8 676.9 | 4 633.8 | 41.9 | 109.0 | 279.8 | 34.8 | 1 049.4 | 4.3 | 857.7 | 739.2 | 2 396.4 | 760.6 | 795.2 | 108.5 | 296.9 | 496.1 | 697.6 | 3 314.7 | 385.2 | 42 839.186 |
| TOTAL DEPENSES       | C4          |  | -0.8  | 2.0   | 0.3   | 0.0   | 4.1     | 0.0  | 0.2     | 11.7    | 17.0    | 22.5    | 35.7    | 0.5  | 0.3   | -     | -    | 2.7     | 0.1 | 24.3  | 2.4   | 86.6    | 5.0   | 1.7   | 0.2   | 0.6   | 0.2   | 1.7   | 1.4     | -     | 220.405    |
| TOTAL DEPENSES       | C5          |  | 94.7  | -     | 1.3   | 3.3   | 34.1    | -    | 442.0   | 7.1     | 110.2   | 91.5    | 183.1   | 0.2  | 3.2   | 0.1   | -    | 13.1    | 0.0 | 64.6  | 5.4   | 12.2    | 8.2   | 5.2   | 0.0   | 1.4   | 3.1   | 8.0   | 6.1     | -     | 1 097.970  |
| TOTAL DEPENSES       | NA          |  | -     | -     | -     | -     | -       | -    | -       | -       | -       | -       | -       | -    | -     | -     | -    | -       | -   | -     | -     | -       | -     | -     | -     | -     | -     | -     | -       | -     | -          |
| TOTAL DEPENSES       |             |  | 644.6 | 316.6 | 669.3 | 967.0 | 5 531.8 | 74.7 | 1 315.0 | 2 425.0 | 5 944.5 | 8 790.9 | 4 852.6 | 42.6 | 112.5 | 279.8 | 34.8 | 1 065.2 | 4.4 | 946.6 | 747.0 | 2 495.1 | 773.7 | 802.1 | 108.8 | 298.8 | 499.5 | 707.2 | 3 322.2 | 385.2 | 44 157.561 |

**ANNEX 34**

**APPEALS AGAINST CLEARANCE OF ACCOUNTS DECISIONS**  
**PENDING ON 15 October 2011**

| Case Number  | Member State | Challenged amount EUR    |
|--------------|--------------|--------------------------|
| T-267/06     | IT           | -12 051 927.57           |
| T-394/06*    | IT           | -310 849 495.98          |
| T-267/07*    | IT           | -24 749 262.64           |
| T-463/07     | IT           | -83 398 419.26           |
| T-86/08      | GR           | -6 956 188.21            |
| T-206/08     | ES           | -54 949 195.80           |
| T-232/08     | LU           | -964 488.00              |
| T-356/08     | GR           | -127 556 229.78          |
| T-426/08     | IT           | -174 704 912.66          |
| T-46/09      | GR           | -179 140 594.67          |
| T-84/09      | IT           | -166 802 054.32          |
| T-158/09*    | GR           | -13 348 979.02           |
| T-212/09     | DK           | -100 655 489.39          |
| T-469/09     | GR           | -1 683 611.19            |
| T-486/09     | PL           | -11 077 828.30           |
| T-491/09     | ES           | -37 844 896.86           |
| T-215/10     | GR           | -132 307 534.48          |
| T-230/10     | ES           | -38 279 903.49           |
| T-241/10     | PL           | -50 957 891.41           |
| T-453/10     | GB           | -18 600 258.71           |
| T-588/10     | GR           | -327 199 916.23          |
| T-2/11       | PT           | -743 251.25              |
| T-3/11       | PT           | -40 477 428.09           |
| T-16/11      | NL           | -28 947 149.31           |
| C-24/11P     | ES           | -183 965 185.54          |
| T-44/11      | IT           | -15 945 121.39           |
| T-294/11     | GR           | -247 228 184.80          |
| T-335/11     | BG           | -20 848 236.79           |
| T-339/11     | ES           | -37 252 551.10           |
| T-343/11     | NL           | -22 691 407.79           |
| T-358/11     | IT           | -1 280 077.00            |
| <b>Total</b> |              | <b>-2 473 457 671.03</b> |

ANNEX 35  
 Financial corrections in decisions 1-35 from financial year 1996 - 2009

in EUR

| Net Amount<br>Decision | Financial Year |                |                |                |                |                |                |                |                |                | TOTAL          |                |                |               |                  |
|------------------------|----------------|----------------|----------------|----------------|----------------|----------------|----------------|----------------|----------------|----------------|----------------|----------------|----------------|---------------|------------------|
|                        | 1996           | 1997           | 1998           | 1999           | 2000           | 2001           | 2002           | 2003           | 2004           | 2005           |                | 2006           | 2007           | 2008          | 2009             |
| 01                     | -83 054 434.5  | -7 131 297.7   | -              | -              | -              | -              | -              | -              | -              | -              | -              | -              | -              | -             | -90 185 732.3    |
| 02                     | -13 311 661.9  | -18 226 097.7  | -2 733 350.9   | -              | -              | -              | -              | -              | -              | -              | -              | -              | -              | -             | -34 271 110.4    |
| 03                     | -55 097 691.2  | -28 459 533.4  | -11 069.3      | -              | -              | -              | -              | -              | -              | -              | -              | -              | -              | -             | -83 568 293.9    |
| 04                     | -98 880 867.8  | -87 923 404.0  | -21 306 172.7  | -1 538 993.1   | -              | -              | -              | -              | -              | -              | -              | -              | -              | -             | -209 649 437.5   |
| 05                     | -145 223 126.1 | -102 544 050.6 | -80 174 326.1  | -755 887.9     | -              | -              | -              | -              | -              | -              | -              | -              | -              | -             | -328 697 390.7   |
| 06                     | -255 972 689.6 | -41 361 006.5  | -76 343 688.9  | -26 048 956.9  | -131 974.5     | -              | -              | -              | -              | -              | -              | -              | -              | -             | -399 858 316.4   |
| 07                     | -23 100 686.9  | -49 040 620.8  | -52 434 544.8  | -19 157 670.1  | -1 011 362.8   | -              | -              | -              | -              | -              | -              | -              | -              | -             | -144 744 885.3   |
| 08                     | -153 961 040.4 | -110 202 433.5 | -              | -              | -              | -              | -              | -              | -              | -              | -              | -              | -              | -             | -264 163 473.9   |
| 09                     | -              | -1 071 346.9   | -14 337 178.3  | -28 194 372.2  | -23 282 074.3  | -              | -              | -              | -              | -              | -              | -              | -              | -             | -66 884 971.7    |
| 10                     | -13 904 255.0  | -35 975 338.4  | -57 851 220.8  | -30 670 883.2  | -17 947 484.8  | -3 349 028.8   | -              | -              | -              | -              | -              | -              | -              | -             | -159 698 211.1   |
| 11                     | 29 795 787.0   | -1 070 338.9   | -3 252 135.3   | -77 957 188.8  | -40 934 177.9  | -959 463.8     | -              | -              | -              | -              | -              | -              | -              | -             | -94 377 517.7    |
| 12                     | 1 292 520.5    | -1 215 710.3   | -5 544 280.1   | -28 501 526.7  | -48 607 295.7  | -21 618 802.6  | -              | -              | -              | -              | -              | -              | -              | -             | -104 195 094.9   |
| 13                     | -              | -              | -1 037.4       | -10 147 020.3  | -83 019 554.3  | -75 788 874.5  | -49 025.3      | -              | -              | -              | -              | -              | -              | -             | -169 005 511.8   |
| 14                     | -              | -10 506.3      | -667 462.0     | -22 392 845.8  | -56 252 596.9  | -35 702 334.9  | -227 860.1     | -              | -              | -              | -              | -              | -              | -             | -115 253 605.9   |
| 15                     | 142 099.5      | -              | -1 048 738.1   | -5 901 675.6   | -20 482 879.9  | -57 438 772.2  | -58 960 777.4  | -              | -              | -              | -              | -              | -              | -             | -143 690 743.6   |
| 16                     | -              | -              | -2 291.9       | -20 430 652.8  | -45 495 163.9  | -27 972 630.5  | -26 036 154.6  | -              | -              | -              | -              | -              | -              | -             | -119 936 893.8   |
| 17                     | -              | -              | -              | -805 731.5     | -9 865 231.9   | -31 967 867.7  | -63 802 429.2  | -37 238 361.1  | -              | -              | -              | -              | -              | -             | -143 679 621.3   |
| 18                     | -67 626.7      | -8 003 121.9   | -9 374 864.3   | -44 344 419.5  | -109 777 412.6 | -62 386 118.9  | -44 608 619.4  | -954 011.0     | 1 803 537.0    | -              | -              | -              | -              | -             | -277 712 657.2   |
| 19                     | 14 582 115.5   | -              | -              | -4 636 597.3   | -30 372 981.7  | -55 144 895.7  | -80 918 453.8  | -87 967 533.1  | -567 687.7     | -              | -              | -              | -              | -             | -245 026 033.8   |
| 20                     | 13 904 253.0   | 18 093 545.0   | -              | 8 724 133.0    | -6 143 520.8   | -65 105 394.5  | -38 988 671.9  | -44 187 425.2  | -              | -              | -              | -              | -              | -             | -113 703 081.3   |
| 21                     | -              | -              | 213 766.1      | 134 055.6      | -21 538 374.7  | -14 124 488.9  | -28 666 764.2  | -49 931 453.7  | -14 322 219.3  | -              | -              | -              | -              | -             | -128 235 479.0   |
| 22                     | -              | -              | -              | -21 048.5      | -703 696.3     | -36 788 787.5  | -60 297 860.4  | -24 976 533.2  | -25 836 536.3  | -13 307 665.8  | -              | -              | -              | -             | -161 932 128.0   |
| 23                     | -              | -              | -              | -13 809 328.5  | -23 236 251.2  | -78 824 593.9  | -79 426 015.8  | -73 368 966.2  | -16 647 398.1  | -131 999.2     | -              | -              | -              | -             | -285 444 552.9   |
| 24                     | -              | -              | -              | -1 337 421.4   | -16 231 749.1  | -14 482 754.6  | -8 303 878.5   | -43 944 283.9  | -190 950 606.6 | -10 068 664.7  | -32 893.9      | -              | -              | -             | -285 352 252.8   |
| 25                     | -              | -1 350 020.3   | 532 684.6      | 435 837.7      | 11 032.2       | -41 543 650.4  | -37 678 743.1  | -28 561 232.2  | -30 487 524.7  | -6 496 021.4   | -              | -              | -              | -             | -145 137 637.6   |
| 26                     | -              | -              | -213 766.1     | -131 493.9     | -47 404 942.0  | -84 660 006.8  | -49 122 287.7  | -9 692 977.8   | -23 210 526.8  | -25 181 403.7  | -16 588 269.2  | -59 138.0      | -              | -             | -256 264 811.8   |
| 27                     | -              | -              | -              | -              | -              | -              | -1 195.2       | -33 756 287.1  | -34 043 995.4  | -7 057 150.6   | -4 356 052.9   | -3 775 871.4   | -              | -             | -82 990 552.5    |
| 28                     | -              | -              | -              | 586 211.0      | 237 623.0      | -67 271.3      | -361 362.5     | -22 900 098.1  | -127 363 179.4 | -158 923 154.7 | -100 469 221.6 | -              | -              | -             | -409 260 453.6   |
| 29                     | -              | -              | -              | -              | -              | 1 865 093.3    | -20 701 516.7  | -124 200 751.0 | -147 321 213.9 | -64 690 721.2  | -86 403 355.0  | -81 408 292.7  | -              | -             | -522 860 757.2   |
| 30                     | -              | -              | -              | -              | -              | -              | -              | -34 848 794.9  | -41 579 594.7  | -44 682 016.4  | -6 393 153.3   | -50 640.6      | -              | -             | -127 554 199.9   |
| 31                     | -              | -              | -              | -              | -              | -2 603 281.9   | -9 792 413.5   | -37 424 463.0  | -6 586 942.8   | -29 707 642.3  | -69 371 546.7  | -55 784 483.3  | -5 182 177.7   | -             | -216 452 951.2   |
| 32                     | 67 626.7       | 228 769.4      | 306 560.5      | 3 135 892.3    | 1 321 115.2    | 3 352 213.7    | -822 409.4     | -15 111 028.5  | -15 322 779.7  | -71 524 565.4  | -148 330 634.7 | -36 303 355.1  | -23 663 486.6  | -             | -302 666 081.2   |
| 33                     | -              | -              | -              | -              | -              | -              | -              | -              | -              | -5 086 442.8   | -145 662 447.3 | -93 775 390.4  | -18 845 965.8  | -             | -263 370 246.3   |
| 34                     | -              | -              | -              | -1 263 139.2   | -1 351 453.8   | -1 355 809.1   | -14 257 072.1  | -15 644 125.7  | -40 527 669.1  | -58 068 685.9  | -91 234 974.3  | -239 819 370.2 | -67 800 814.9  | -11 394 853.8 | -542 717 968.0   |
| 35                     | -              | -              | -              | -              | -              | -              | -              | -26 033.4      | -34 192 261.5  | -71 417 149.9  | -126 304 464.8 | -41 536 675.8  | -142 474 549.4 | -61 973 386.5 | -477 924 521.3   |
| Grand Total            | -782 789 678.0 | -475 262 512.9 | -324 243 115.8 | -325 030 723.6 | -602 220 408.6 | -706 667 521.4 | -623 023 510.5 | -684 734 358.9 | -747 156 599.1 | -566 343 283.8 | -795 147 013.7 | -552 513 217.5 | -257 966 994.5 | -73 368 240.3 | -7 516 467 178.7 |

The amounts are excluding the overlapping financial corrections. For the corrections prior to 1996, please see annex 35 of the EAGF - 2010 Financial Report.