


The EIB Group in the Year **2000**



Projects financed and statistics

CEE: II/BEI 2




11631(2)

Key data

<i>(EUR million)</i>	2000	1999
Contracts signed	36 033	31 800
European Union	30 644	27 765
Accession Countries (of which Pre-Accession Facility)	2 948 (1 618)	2 373 (1 467)
Partner Countries	2 441	1 662
• <i>Mediterranean Countries (excl. Cyprus and Malta)</i>	1 214	802
• <i>Africa, Caribbean, Pacific, OCT</i>	401	341
• <i>South Africa</i>	140	150
• <i>Asia, Latin America</i>	532	310
• <i>Balkans</i>	154	60
Loans approved	40 940	35 117
Within the European Union	35 003	30 380
Accession Countries	3 268	2 677
Partner Countries	2 669	2 060
Disbursements	29 994	27 612
From own resources	29 809	27 449
From other resources	185	163
Resources raised	29 038	28 355
Community currencies	23 764	19 658
Non-Community currencies	5 273	8 697
Outstandings		
Loans from own resources	198 918	178 775
Guarantees	223	277
Financing from budgetary resources	2 386	2 352
Short, medium and long-term borrowings	159 860	146 223
Own funds	21 840	20 494
Balance sheet total	219 196	201 104
Subscribed capital at 31 December	100 000	100 000
of which paid in	6 000	6 000

European Commission Delegation
Library
2300 M Street, NW
Washington, DC 20037

COG: III/B&I 2



Lending within the European Union

Loans concluded for capital investment within the European Union in 2000 totalled 30 644 million, as against 27 765 million in 1999, representing an increase of 10.4% (see detailed breakdown, table below).

The corresponding operations were financed from own resources – made up chiefly of the proceeds of the EIB's capital market borrowings as well as its own funds (paid-in capital and reserves). These operations give rise to financial commitments for the Bank and are accounted for in its balance sheet.

The EIB cooperates closely with a large number of financial institutions and commercial banks, with which it concludes global loans for financing small and medium-scale projects in the industrial, service, health, education and infrastructural sectors. It also grants individual loans through the intermediary of banks and financial institutions.



Geographical breakdown of loans concluded (EUR million)

	2000		1996-2000	
	Amount	%	Amount	%
Belgium	503	1.6	3 384	2.7
Denmark	991	3.2	4 060	3.2
Germany	6 038	19.7	23 281	18.3
Greece	1 712	5.6	5 335	4.2
Spain	4 199	13.7	16 667	13.1
France	3 323	10.8	15 684	12.3
Ireland	419	1.4	1 165	0.9
Italy	5 640	18.4	21 718	17.0
Luxembourg	200	0.7	510	0.4
Netherlands	260	0.8	2 161	1.7
Austria	735	2.4	2 744	2.2
Portugal	1 852	6.0	7 604	6.0
Finland	525	1.7	2 356	1.8
Sweden	621	2.0	3 600	2.8
United Kingdom	3 303	10.8	15 877	12.5
Art.18 (1)	321	1.0	1 286	1.0
European Union	30 644	100	127 431	100

Note:

In the following lists, the Community policy objectives with which individual loans comply are highlighted by symbols in the right-hand column. These symbols are as follows:

- regional development
- ▲ human capital
- European communications infrastructure
- + natural and urban environment
- ▼ energy
- ★ industrial competitiveness

Unless otherwise indicated, global loans cover a number of sectors and objectives.

Amounts relating to projects appearing in these lists are expressed in millions of euro.

(1) Projects with a European dimension outside the territory of the Member States



Finance contracts signed: 503 million
of which

Individual loans: 253 million
Global loans: 250 million

Individual loans were directed towards the communications (178 million) as well as water and waste management (75 million) sectors.

Finance contracts signed in 2000:

Individual loans

Construction and technical upgrading of high-speed rail lines between Brussels and Antwerp (northern branch) and between Brussels and Liège (eastern branch)
Société Nationale des Chemins de Fer Belges _____ 178.1 ●

Modernisation and extension of wastewater collection and treatment facilities in Flemish Region
Aquafin NV _____ 75.0 +

Global loans

For financing small and medium-scale ventures
- *KBC Bank NV* _____ 100.0
- *Fortis Bank NV* _____ 100.0

For financing small and medium-scale health and education schemes
- *Artesia Banking Corporation NV* _____ 50.0



High-speed train



Finance contracts signed: 991 million
of which

Individual loans: 929 million
Global loans: 55 million
Venture capital operations: 7 million

Individual loans focused on energy (134 million), communications (677 million) and health and education (118 million).

Finance contracts signed in 2000:

Individual loans

Construction of combined heat and power plant at Avedøre, south of Copenhagen
Avedøreværket 2 IIS _____ 134.4 ▼

Construction of Øresund rail-road fixed link between Copenhagen (Denmark) and Malmö (Sweden)
Øresundskonsortiet København _____ 47.5 ●

Construction of rail-road fixed link between Islands of Zealand and Fyn
A/S Storebæltsforbindelsen _____ 34.0 ●

Acquisition of rolling stock and locomotives for Copenhagen's suburban lines and line across Øresund
Danske Statsbaner - DSB _____ 251.4 ●

Construction and modernisation of five sections of motorway in Copenhagen region and central Jutland
Kongeriget Danmark _____ 9.8 ●

Construction of light railway network in Copenhagen
Ørestadsselskabet IIS _____ 76.9 +

Modernisation of short and medium-haul fleet
Scandinavian Airline System - SAS _____ 18.0 ●

Upgrading and extension of fixed and mobile telecommunications networks
Tele Danmark A/S _____ 239.3 ●

Modernisation and expansion of universities and higher education institutions
Danmarks Nationalbank _____ 64.8 ■▲

Modernisation and enlargement of laboratories and pharmaceutical production units in Copenhagen
Statens Serum Institut _____ 53.6 ▲

Global loans

For financing small and medium-scale public infrastructure
- *Kommunekredit* _____ 54.6

Venture capital operations

- *Biomedicinsk Udvikling II A/S* _____ 7.3



Øresund link

Germany

Finance contracts signed: 6 038 million
of which
Individual loans: 1 910 million
Global loans: 4 063 million
Venture capital operations: 65 million



Individual loans were provided for the energy sector (48 million), communications (644 million), water and waste management (220 million), urban development (263 million), industry (74 million) and health and education (662 million).

In Germany's eastern Länder, they primarily targeted health and education including, in particular, modernisation and renovation of hospitals in Saxony-Anhalt, Mecklenburg-Vorpommern and Thuringia, upgrading of the road network and sewerage and sewage disposal facilities in Thuringia, and improvements to the urban environment in Berlin. In addition, financing was made available for the electronics sector in Saxony and construction of a radio and television broadcasting centre in Thuringia. Individual loans in support of projects in the eastern Länder accounted for 58% of the EIB's aggregate individual lending operations in Germany in 2000.

Finance contracts signed in 2000:

Individual loans


Modernisation of power grid in southern part of Saxony-Anhalt MEAG - Mitteldeutsche Energieversorgung AG	18.0	■▼
Construction of combined heat and power plant to supply car factory in Rüsselsheim, west of Frankfurt (Hessen) Orbita Kraftwerk-Beteiligungs GmbH & Co Objekt Kraftwerk Hessen KG	30.0	▼
Improvements to road network Freistaat Thüringen	120.5	■
Construction of tunnel under Engelberg on A81 motorway, near Stuttgart (Baden-Württemberg) Arbeitsgemeinschaft Engelberg	118.0	●
Construction of motorway tunnel under Elbe in Hamburg Arbeitsgemeinschaft 4. Röhre Elbtunnel	100.0	●+
Construction of two-lane road tunnel and urban regeneration in Bremen-Hemelingen district Freie Hansestadt Bremen	100.0	■+
Construction of third section of A60 motorway between Bitburg and Wittlich (Rhineland-Palatinate) Arbeitsgemeinschaft A60	67.0	●
Extension of container terminal in Bremerhaven (Lower Saxony) BLG Bremer Lagerhaus-Gesellschaft AG	20.5	■●
Modernisation and extension of Munich public transport system (Bavaria) Stadt München	28.6	+
Construction of third terminal, high-speed train station and car park at Cologne/Bonn airport (North Rhine-Westphalia) Flughafen Köln/Bonn GmbH	51.6	●
Extension of Düsseldorf airport Flughafen Düsseldorf GmbH	32.9	●
Expansion and modernisation of Nuremberg airport (Bavaria) Flughafen Nürnberg GmbH	5.1	■●

Sewerage and sewage disposal schemes in:

- Saarland Entsorgungsverband Saar EVS	82.5	■+
- Thuringia Fernwasserzweckverband Nord und Ostthüringen	40.1	■+
- Hamburg Hamburger Stadtentwässerung	35.0	+
- North Rhine-Westphalia Ruhrverband	33.0	■+
- Mannheim Stadt Mannheim	14.2	+
Construction of household waste incineration plant in Nuremberg (Bavaria) Thermische Abfallbehandlung Nürnberg GmbH	15.3	▼+

Improvements to urban environment in:

- Potsdamer Platz DaimlerChrysler AG	250.0	■+
- Stuttgart Landeshauptstadt Stuttgart	12.8	+
Construction of wafer manufacturing unit for production of microprocessors and design centre in Dresden (Saxony) AMD Saxony Manufacturing GmbH	46.4	■★
Construction of radio and television broadcasting centre in Erfurt (Thuringia) Mitteldeutscher Rundfunk MDR	27.6	■
Renovation and modernisation of hospitals in:		
- Saxony-Anhalt Land Sachsen-Anhalt	273.7	■▲
- Mecklenburg-Vorpommern Land Mecklenburg-Vorpommern	215.2	■▲
- Nordhausen and Eisenberg (Thuringia) Freistaat Thüringen	98.0	■▲
Modernisation of higher education institutions in Saarland Saarland	51.6	■▲



Düsseldorf airport

Construction of buildings and modernisation work at Kiel University (Schleswig-Holstein) and Berlin Academy of Arts

Christian-Albrechts-Universität _____ 23.0 ■+▲

Global loans

For financing small and medium-scale ventures

- Kreditanstalt für Wiederaufbau - KfW	749.9
- Commerzbank AG	451.9
- Deutsche Bank AG	447.7
- Sächsische Aufbaubank GmbH	390.0
- Landesbank Hessen-Thüringen Girozentrale	348.9
- Norddeutsche Landesbank Girozentrale	263.9
- Landesbank Schleswig-Holstein Girozentrale	249.2
- Deutsche Ausgleichsbank	243.4
- Bremer Landesbank Kreditanstalt Oldenburg Girozentrale	156.7
- IKB - Deutsche Industriebank	142.1

- Landesbank Baden-Württemberg	135.8
- Bayerische Hypo- und Vereinsbank AG Hypovereinsbank	133.2
- DG Bank - Deutsche Genossenschaftsbank AG	108.9
- Deutsche Kreditbank AG - DKB	80.0
- Investitionsbank des Landes Brandenburg	40.0
- DGZ - Dekabank Deutsche KommunalBank	32.7
- Landesbank Sachsen Girozentrale	27.1
- Landesbank Rheinland-Pfalz Girozentrale	24.7
- Bayerische Landesbank Girozentrale	18.9
- Landesbank Saar Girozentrale	17.6

Venture capital operations

- West Private Equity Fund	30.0
- Baytech Venture Capital Fund GmbH & Co KG	25.0
- Sachsen LB V.C. Verwaltungs GmbH & Co KG	10.0



Greece



Finance contracts signed: 1 712 million of which

Individual loans: 1 702 million

Global loans: 10 million

Individual loans covered the energy sector (69 million), communications (1 304 million), urban infrastructure (250 million), industry (61 million) as well as health and education (18 million).

Finance contracts signed in 2000:

Individual loans

Construction of gas-fired combined-cycle power station in Komotini (Thrace)
DEI - Dimosia Epihirisi Ilektrismou (Public Power Corporation) _____ 44.1 ■▼

Construction of power interconnector between Greece and Italy
DEI - Dimosia Epihirisi Ilektrismou (Public Power Corporation) _____ 25.0 ■▼

Construction of ring road north of Athens, forming part of Patras-Athens-Thessaloniki trunk road and linking Athens city centre to international airport
Elliniki Dimocrazia _____ 223.1 ■●

Construction of motorway sections on Egnatia trunk road between Grevena and Kouloura
Elliniki Dimocrazia _____ 150.0 ■●

Construction of bridge at western end of Gulf of Corinth linking north-west region of Peloponnese to south-west mainland Greece
Gefyra SA _____ 120.0 ■●

Construction of motorway sections on Egnatia trunk road (northern Greece) and of Thessaloniki bypass
Elliniki Dimocrazia _____ 100.0 ■●

Upgrading to motorway standard of Pelasgia-Gyrtoni section of Patras-Athens-Thessaloniki-Evzoni trunk road
Elliniki Dimocrazia _____ 55.9 ■●

Construction of Kavala bypass and upgrading to motorway standard of

Komotini-Kipi section of Egnatia trunk road in north-eastern Greece

Elliniki Dimocrazia _____ 50.0 ■●

Upgrading to motorway standard and relocation in underpass of Katerini throughroad (northern Greece)

Elliniki Dimocrazia _____ 30.0 ■●

Upgrading to motorway standard of Yliki-Aghios Konstantinos and Raches-Aghii Theodori sections of Patras-Athens-Thessaloniki-Evzoni trunk road

Elliniki Dimocrazia _____ 14.8 ■●

Construction of two underground railway lines in Athens

Attiko Metro SA _____ 200.0 ■+■

Construction of Spata international airport (Athens)

Athens International Airport SA _____ 360.5 ■●

Construction and modernisation of premises for Greek Public Administration Services in Athens

Greek Public Real Estate Corporation _____ 250.0 ■+■

Modernisation and expansion of steel pipe plant in Boeotia

Corinth Pipeworks SA _____ 61.0 ■★

Modernisation and extension of National Kapodistrian University of Athens

National Kapodistrian University of Athens _____ 17.9 ■▲

Global loans

For financing small and medium-scale ventures

- *Hellenic Bank Ltd* _____ 10.0



Athens underground railway

Finance contracts signed: 4 199 million
of which
Individual loans: 3 043 million
Global loans: 1 140 million
Venture capital operations: 16 million



Individual loans were advanced for the energy (90 million), communications (2 354 million), water and waste management (145 million) sectors, industry (380 million) and health and education (74 million).

Finance contracts signed in 2000:

Individual loans

Upgrading and extension of electricity transmission and supply network <i>Unión Fenosa Distribución SA</i>	90.0	■▼
Construction of motorway section between Derlo and Erletxe, near Bilbao <i>Territorio Histórico de Vizcaya</i>	33.4	■●
Construction of motorway section south of Madrid <i>Concesiones de Madrid SA</i>	40.0	■●
Construction of motorway in Murcia region <i>Comunidad Autónoma de Murcia</i>	12.5	■●
Construction of metro line in south of Madrid <i>Comunidad de Madrid</i>	300.0	■+
Improvement and extension of Madrid/Barajas airport <i>Ente Público de Aeropuertos Españoles y Navegación Aérea</i>	480.8	■●
Fleet renewal and expansion through acquisition of Airbus A340s <i>Iberia Líneas Aéreas de España SA</i>	158.2	●
Fleet renewal and expansion through acquisition of four Boeing 737-800 aircraft <i>Air Europa Líneas Aéreas SA</i>	79.6	■●
Modernisation of short and medium-haul fleet (Airbus A320) <i>Spanair SA</i>	54.9	■●
Acquisition and delivery into orbit of third telecommunications satellite <i>Hispasat SA</i>	33.0	●
Construction of cable telecommunications networks in:		
- Catalonia <i>Cable i Televisió de Catalunya</i>	240.0	■●
- Madrid region <i>Madridtel Comunicaciones SA</i>	210.0	■●
- Andalusia <i>Supercable Andalucía SA</i>	180.0	■●
- Galicia <i>R Cable y Telecomunicaciones Galicia SA</i>	54.0	■●
Construction of terrestrial network for digital radio and television broadcasting <i>Revisión SA</i>	72.0	■●
Establishment of digital mobile telephony network <i>Revisión Móvil SA Amena</i>	390.0	■●

Improvements to water supply networks in Catalonia <i>Aguas Ter Llobregat</i>	100.0	±
Improvements to wastewater collection and treatment infrastructure in Valencia region <i>Entidad Pública de Saneamiento de Aguas Residuales de la Comunidad Valenciana</i>	42.0	■+
Improvements to road network, drinking water supply and wastewater collection and treatment infrastructure in autonomous region of Extremadura <i>Comunidad Autónoma de Extremadura</i>	18.8	■+
Construction of new petrochemical plant in Tarragona (Catalonia) <i>Repsol Química SA</i>	180.0	■
Modernisation and expansion of petrochemical and oil storage facilities in southern Spain <i>Compañía Española de Petróleos SA CEPESA</i>	60.0	■▼
<i>Petresa Petroquímica Española SA</i>	40.0	■▼
Modernisation and environmental protection programmes at several steel mills in northern Spain <i>Aceralia Corporación Siderúrgica SA</i>	100.0	■+
Modernisation of university education facilities in Valencia region <i>Universidad Jaume I de Castellón</i>	20.0	■▲
<i>Universidad Politécnica de Valencia</i>	27.3	■▲
Construction, expansion and modernisation of five universities in Valencia region <i>Universidad Miguel Hernández de Elche</i>	15.2	■▲
Construction of old people's homes and handicapped persons' centre <i>Gestión de Infraestructuras de Castilla-La Mancha</i>	11.5	■▲

Global loans

For financing small and medium-scale public infrastructure - Banco Bilbao Vizcaya Argentaria SA	250.0
For financing small and medium-scale ventures	
- Instituto de Crédito Oficial	250.0
- Banco Santander Central Hispano SA	200.0
- Caja de Ahorros y Monte de Piedad de Madrid	120.0
- Caja de Ahorros y Pensiones de Barcelona	120.0
- Banco de Crédito Local de España SA	120.0
- Deutsche Bank SAE	60.0
- Institut Catalá de Finances	20.0

Venture capital operations

- Talde Capital FCR	16.0
---------------------	------



University campus



Finance contracts signed: 3 323 million
of which
Individual loans: 1 055 million
Global loans: 2 225 million
Venture capital operations: 43 million

Individual loans were advanced for communications (562 million), water and waste management (68 million) and industry (424 million).

Finance contracts signed in 2000:

Individual loans

- A86 western orbital motorway, underground link-road between Rueil-Malmaison and Versailles in Greater Paris area
COFIROUTE - Compagnie financière et Industrielle des autoroutes _____ 200.0 +

Motorway links financed through intermediary of Caisse Nationale des Autoroutes (CNA):

- A29: Neuchâtel - Amiens - St Quentin section of Le Havre - St Quentin motorway
SANEF - Société des Autoroutes du Nord et de l'Est de la France _____ 60.0 ■●

- A83: Oulmes - Niort section of Nantes - Niort motorway
ASF - Société des Autoroutes du Sud de la France SA _____ 53.0 ■●

- A66: Toulouse - Pamiers section of Paris - Toulouse - Barcelona motorway
ASF - Société des Autoroutes du Sud de la France SA _____ 40.0 ■●

- A20: Brive - Cahors - Montauban section of Vierzon - Montauban motorway
ASF - Société des Autoroutes du Sud de la France SA _____ 30.0 ■●

- A51: Sisteron - La Saulce section of Grenoble - Aix en Provence motorway
Escota - Société des Autoroutes Esterel Côte d'Azur Provence Alpes SA _____ 20.0 ■●

Construction of tramline in Nancy (Lorraine)
Communauté Urbaine du Grand Nancy _____ 60.0 +

Construction of second line of tram system in Greater Strasbourg (Alsace)
Compagnie des Transports de Strasbourg _____ 46.0 +

Extension of Nantes tram system (Pays de la Loire)
District de l'Agglomération Nantaise _____ 45.0 +

Extension of Saint Denis-Gillot airport (La Réunion)
Chambre de Commerce et d'Industrie de la Réunion _____ 7.6 ■●

Construction of urban waste processing and recycling centre at Halluin, near Lille (Nord - Pas-de-Calais)
Communauté Urbaine de Lille _____ 68.0 ■▼+

New "Yaris" production plant near Valenciennes (Nord - Pas-de-Calais)
Toyota Motor Corporation _____ 225.0 ■

Design, development, launch and manufacture of new diesel car engine at Douvrin plant (Pas-de-Calais)
Peugeot SA - Groupe PSA Peugeot Citroën _____ 199.4 ■+

Global loans

For financing small and medium-scale public infrastructure
- DEXIA Public Finance Bank _____ 600.0
- Caisse Nationale de Crédit Agricole SA _____ 600.0
- Caisse Nationale des Caisses d'Epargne et de Prévoyance _____ 100.0

For financing small and medium-scale ventures
- Société Générale _____ 400.0
- BNP Paribas _____ 300.0
- Crédit Commercial de France SA _____ 150.0
- Compagnie Financière du Crédit Mutuel de Bretagne _____ 75.0

Venture capital operations

- Ventech Capital II _____ 20.0
- 21 Centrale Partners _____ 12.1
- Caisse des Dépôts et Consignations Fonds capital risque _____ 11.4

Strasbourg tram system



Finance contracts signed: 419 million
of which
Individual loans: 317 million
Global loans: 95 million
Venture capital operations: 7 million

Individual loans were devoted to energy schemes (317 million).

Finance contracts signed in 2000:

Individual loans

Construction of combined-cycle plant near Dublin
Dublin Bay Power _____ 140.0 ■▼

Extension of natural gas transmission network in Ireland and of gas interconnector between United Kingdom and Ireland
Bord Gais Eireann _____ 177.0 ■▼

Global loans

For financing small and medium-scale ventures
- ICC Bank plc _____ 50.0
- Allied Irish Banks plc AIB Group _____ 45.0

Venture capital operations

- Guinness Ulster Bank Equity Fund _____ 7.0

Finance contracts signed: 5 640 million
of which
Individual loans: 3 870 million
Global loans: 1 627 million
Venture capital operations: 143 million



Individual loans were divided between the energy sector (700 million), communications (1 555 million), urban development (1 151 million), industry (361 million) and health and education (103 million).

Finance contracts signed in 2000:

Individual loans

Modernisation of power grids in central and southern Italy

Enel Distribuzione S.p.A. _____ 500.0 ■▼

Development of oil field in Val d'Agri (Basilicata)

ENI S.p.A. _____ 200.0 ■▼

Milan - Bologna section of high-speed rail network

Treno Alta Velocità - TAV S.p.A. _____ 500.0 ●

Bologna - Florence section of high-speed rail network

Treno Alta Velocità - TAV S.p.A. _____ 32.0 ●

Rehabilitation and modernisation of Italian section of Mont Blanc tunnel

Società Italiana per Azioni per il Traforo del Monte Bianco _____ 50.0 ■●

Construction of container terminal at port of Taranto (Apulia)

Taranto Container Terminal S.p.A. _____ 36.2 ■●

Construction of three lines of tram system in Palermo

Azienda Municipalizzata Trasporti di Palermo _____ 88.0 ■+

Modernisation of public transport services in Rome

Azienda Tramvie e Autobus del Comune di Roma _____ 77.5 ●

Construction of national fixed and mobile telecommunications network

Wind Telecomunicazioni S.p.A. _____ 570.0 ■●

Improvements to urban environment in:

- Milan
Comune di Milano _____ 350.0 +

- Turin
Comune di Torino _____ 201.5 ■●+

- Rome
Comune di Roma _____ 129.0 +

- Naples
Comune di Napoli _____ 77.0 ■+

- Florence
Comune di Firenze _____ 75.0 +

Restoration of infrastructure, housing, public buildings and monuments damaged by autumn 1997 earthquakes in Umbria and The Marches

Regioni Umbria e Marche _____ 520.0 ■+

Modernisation of facilities for production of vehicle engines and engine components at two plants in Pratola Serra (Campania) and Crescentino (Piedmont)

Fabbrica Motori Automobilistici S.p.A. (FIAT Group) _____ 54.0 ■+

Teksid S.p.A. (FIAT Group) _____ 41.0 +★

Modernisation of industrial gas production facilities at units in Mantua (Lombardy) and Piombino (Tuscany)

Società Ossigeno Liquido S.p.A. _____ 25.8 ■▼

Modernisation of steel mill, near Taranto (Apulia)

Riva Acciaio S.p.A. _____ 200.0 ■+

Production and remoulding of tyres and incineration of worn tyres at five plants in provinces of Trento (Trentino - Alto Adige), Belluno (Veneto) and Frosinone (Latium)

Marangoni S.p.A. _____ 25.0 ■▼+★

Construction of distribution centre in Volpiano (Turin) and fourteen shops in central and northern Italy

Lidl Italia Srl _____ 15.0 ■

Modernisation of university buildings

Università Degli Studi di Torino _____ 103.3 ▲

Global loans

For financing small and medium-scale ventures

- Unicredito Italiano - Locat Leasing _____ 300.0

- Banca Intesa - Intesa Leasing _____ 300.0

- Mediobanca Selma BPM Leasing _____ 200.0

- Crediop _____ 150.0

- Banca Nazionale del Lavoro _____ 120.0

- Banco di Brescia _____ 100.0

- Banca Popolare di Verona - Banco S. Geminiano e S. Prospero _____ 100.0

- Mediocredito Centrale _____ 51.7

- San Paolo IMI _____ 51.7

- Mediocredito Lombardo _____ 51.7

- Banco Ambrosiano Veneto _____ 51.7

- Banca Popolare dell'Emilia Romagna _____ 50.0

- ABF Leasing _____ 50.0

- Banca Commerciale Italiana _____ 25.8

- Banca Popolare di Bergamo - Credito Varesino _____ 25.0

Venture capital operations

- Mediobanca Venture Capital Fund I _____ 40.0

- Arca Impresa Duemila Fund _____ 32.8

- Dresdner Kleinwort Benson Fund Italia _____ 25.0

- San Paolo IMI Private Equity Fund I _____ 24.9

- Tlcom Fund I _____ 20.0



Bologna - Florence high-speed rail line



Luxembourg

Individual loans centred on the energy sector (80 million) and industry (120 million).

Finance contracts signed: 200 million
of which
Individual loans: 200 million

Finance contracts signed in 2000:

Individual loans

Construction and operation of natural gas-fired combined-cycle power plant at Esch/Alzette
Twinerg SA _____ 80.0 ■▼

Modernisation and extension of Group production facilities located in Belgium, Germany, France, the United Kingdom and the Grand Duchy of Luxembourg
Arbed SA Luxembourg _____ 120.0 ■+★



Netherlands

Individual loans were advanced in favour of communications (100 million) and water and waste management (20 million).

Finance contracts signed: 260 million
of which
Individual loans: 120 million
Global loans: 114 million
Venture capital operations: 26 million

Finance contracts signed in 2000:

Individual loans

Construction of container terminals at port of Rotterdam
Gemeentelijk Havenbedrijf Rotterdam _____ 100.0 ●

Modernisation of water supply networks in northern Netherlands
Waterleiding Maatschappij Drenthe NV _____ 20.0 ■+

Global loans

For financing small and medium-scale ventures
- Cooperatieve Centrale Raiffeisen-Boerenleenbank BA (Rabo Bank) _____ 113.4

Venture capital operations

- Gilde Europe F & A Fund BV _____ 15.0
- Amsterdam Action Fund BV _____ 11.3



Port of Rotterdam



Austria

Individual loans were concentrated on energy (68 million), communications (191 million) and water and waste management (64 million).

Finance contracts signed: 735 million
of which
Individual loans: 323 million
Global loans: 397 million
Venture capital operations: 15 million

Finance contracts signed in 2000:

Individual loans

Construction of high-voltage power line linking south-eastern Vienna to southern Burgenland
Österreichische Elektrizitätswirtschafts AG _____ 68.0 ■▼

Acquisition of three A320 Airbuses for renewal and expansion of medium-haul fleet
Austrian Airlines Österreichische Luftverkehrs AG _____ 46.5 ●

Digitalisation of public fixed telephony network
Telekom Austria AG _____ 145.0 ■●

Construction of waste incineration plant producing steam for industrial use in Lenzing (Upper Austria)
Reststoffverwertung Lenzing Invest GmbH & Co KG _____ 8.0 ▼+★

Extension and modernisation of sewerage network in Graz
Stadt Graz _____ 11.6 +


Renovation and conversion of four gasometers in Vienna
Gasometer-Mall-Errichtungs- und Betriebsgesellschaft mbH _____ 44.0 +

Global loans

For financing small and medium-scale ventures
- Bank Austria AG _____ 262.5
- Raiffeisen Zentralbank Österreich AG _____ 80.0
- Bank für Arbeit und Wirtschaft AG _____ 35.1
- Österreichische Hotel- und Tourismusbank GmbH _____ 20.2

Venture capital operations

- UBF Mittelstandsfinanzierungs AG _____ 14.6



Wastewater treatment

Finance contracts signed: 1 852 million
of which
Individual loans: 1 452 million
Global loans: 400 million



Individual loans supported the energy (302 million), communications (993 million), water and waste management (123 million) and industrial (35 million) sectors.

Finance contracts signed in 2000:

Individual loans

Construction of cogeneration power plant at Lavos, north of Leira
SOPORGEN - Sociedade Portuguesa de Geração de Electricidade e Calor, S.A. 25.0 ■▼

Construction of liquefied natural gas terminal at industrial port of Sines, south of Lisbon
Transgás Atlântico - Sociedade Portuguesa de Gás Natural Liquefeito, S.A. 122.0 ■▼

Extension of town-gas supply network and conversion to natural gas in Lisbon
GDL - Sociedade Distribuidora de Gás Natural de Lisboa, S.A. 80.0 ■▼

Construction of underground natural-gas storage reservoirs and extension of gas transmission network
Transgás - Sociedade Portuguesa de Gás Natural, S.A. 60.0 ■▼

Extension and construction of natural-gas supply networks in central-western Portugal
Lusitaniagás - Companhia de Gás do Centro, S.A. 15.0 ■▼

Renewal of rolling stock
CP - Caminhos de Ferro Portugueses, EP 100.0 ■●

Upgrading and modernisation of Lisbon - Oporto rail link
REFER - Rede Ferroviária Nacional, EP 25.9 ■●

Construction of motorway in central-northern Portugal
NORSCUT - Concessionária de Auto-Estradas, S.A. 324.3 ■●

Construction and widening of motorway in central-western Portugal
LUSOSCUR - Auto-Estradas da Costa da Prata, S.A. 190.0 ■

Construction of two sections of Caldas da Rainha-Leira and Caldas da Rainha-Santarém motorway network, north and north-east of Lisbon
Auto-Estradas do Atlântico - Concessões Rodoviárias de Portugal, S.A. 59.9 ■●

Technical upgrading of facilities at Madeira airport
ANAM - Aeroportos e Navegação Aérea da Madeira, S.A. 74.8 ■●

Renewal of medium-haul fleet
TAP Air Portugal, S.A. 67.8 ■●

Modernisation of fixed telephony network
Portugal Telecom, S.A. 150.0 ■●

Construction of water supply and sewage collection and treatment infrastructure throughout Portugal
EPAL - Empresa Portuguesa das Águas Livres, S.A. 54.8 ■+
IPE - Águas de Portugal, SGPS 67.8 ■+

Modernisation of wood panel manufacturing plants in central and northern Portugal; construction of new sawmill
CASCA - Sociedade de Revestimentos, S.A.; SOMIT - Sociedade de Madeiras Industrializadas e Transformadas, S.A. 35.0 ■+

Global loans

For financing small and medium-scale ventures
- Caixa Geral de Depósitos, S.A. 150.0
- Banco Comercial Português, S.A. 100.0
- Banco BPI, S.A. 100.0
- Banco Espírito Santo, S.A. 50.0



Madeira airport

Finance contracts signed: 525 million
of which
Individual loans: 370 million
Global loans: 125 million
Venture capital operations: 30 million



Individual loans were directed towards energy (3 million), communications (4 million), water and waste management (3 million), and industry (360 million).

Finance contracts signed in 2000:

Individual loans

Improvements to municipal services and port facilities in Kotka
City of Kotka 10.0 ■●▼+■

Modernisation of main paper and pulp production complex in Imatra
Stora Enso Oyj 160.0 ■+★

Modernisation of pulp mill in Imatra (south-east Finland)
Oy Metsä-Botnia Ab 100.0 ■+

Upgrading of three pulp and paper mills in northern Helsinki
Metsä-Serla Oyj 100.0 ■+■

Global loans

For financing small and medium-scale ventures
- Osuuspankkien Keskuspankki Oyj-Okobank 100.0
- Finnvera Oyj 25.2

Venture capital operations

- CapMan Finnmezzanine Fund III 30.0



Paper production at Stora Enso paper mill



Sweden



Finance contracts signed: 621 million
of which
Individual loans: 613 million
Global loans: 8 million

Individual loans were devoted to energy (179 million), communications (328 million), water and waste management (72 million) as well as industry (34 million).

Finance contracts signed in 2000:

Individual loans

Extension and renovation of district heating, cooling and power supply networks in Greater Stockholm area <i>Stockholm Energi AB</i> _____	147.4	▼
Construction of biomass-fired boiler at combined heat and power plant in Västerås, north of Stockholm <i>Västerås Stads Kraftvärmeverk AB</i> _____	31.2	▼
Construction of Öresund rail-road fixed link between Malmö (Sweden) and Copenhagen (Denmark) <i>Öresundskonsortiet</i> _____	228.5	●
Reconstruction of Traneberg bridge for road, metro and pedestrian traffic in Stockholm <i>Vägverket</i> _____	43.6	+

Modernisation of short and medium-haul fleet <i>Scandinavian Airline System SAS</i> _____	56.1	●
Extension and modernisation of regional wastewater treatment plant in Lidingö, in Greater Stockholm area <i>Käppalaförbundet</i> _____	44.0	+
Upgrading and extension of urban infrastructure in municipality of Umeå <i>City of Umeå</i> _____	27.7	+
Construction of thirteen letter sorting terminals located throughout Sweden <i>Posten AB</i> _____	34.4	●●

Global loans

For financing small and medium-scale public infrastructure - <i>Kommuninvest i Sverige AB</i> _____	8.2	
--------------------------------------------------------------------------------------------------------	-----	--

Combined heat and power plant in Västerås



United Kingdom



Finance contracts signed: 3 303 million
of which
Individual loans: 2 337 million
Global loans: 868 million
Venture capital operations: 98 million

Individual loans focused on energy (570 million), communications (255 million), water and waste management together with urban regeneration (999 million) and industry (300 million). Health and education schemes accounted for 213 million.

Finance contracts signed in 2000:

Individual loans

Refurbishment and modernisation of electricity supply networks in England and Wales <i>Manweb plc</i> _____	80.4	■▼
Construction of high-efficiency combined-cycle power plant in Staythorpe (Nottinghamshire) and of two cogeneration plants <i>Innogy plc</i> _____	489.2	■▼
Acquisition of ten thousand rail freight wagons <i>Ahaus Alstätter Eisenbahnen AG</i> _____	105.0	●
Improvements to A13 road corridor in East London <i>Road Management Services (A13) plc</i> _____	150.4	■●

Upgrading of water supply and wastewater treatment infrastructure in:		
- North West <i>North West Water Ltd</i> _____	326.4	+
- London and Thames Valley <i>Thames Water Utilities Ltd</i> _____	324.1	+
- South West <i>South West Water Ltd</i> _____	163.2	■+
- South West <i>Wessex Water Services Ltd</i> _____	122.4	+
Construction and refurbishment of social housing and hostels in urban regeneration areas		
- <i>The Housing Finance Corporation Ltd</i> _____	32.6	■+
- <i>THFC (Social Housing Finance) Ltd</i> _____	30.8	■+

Modernisation of Halewood plant (Merseyside) and adaptation to environmental standards at various plants of Ford Group in UK and continental Europe
Ford Motor Co. Ltd _____ 300.0 ■+

Refurbishment of twenty-eight secondary schools and one primary school in Glasgow (Scotland)
3 Ed Glasgow Ltd _____ 166.1 ■▲

Modernisation of six schools in Sheffield
Sheffield Schools Services Ltd _____ 46.6 ■▲

Global loans

For financing small and medium-scale ventures
 - *Barclays Bank plc* _____ 477.0
 - *Lombard North Central plc* _____ 244.8

- *Close Brothers Ltd* _____ 81.5
 - *Alliance & Leicester Group Treasury plc* _____ 65.2

Venture capital operations

- *Merlin European Biosciences Fund* _____ 50.0
 - *UK High Technology Fund* _____ 24.5
 - *Close Growth Capital Fund* _____ 15.8
 - *HSBC Fund for the Midlands* _____ 3.2
 - *North East Seed Capital Fund* _____ 2.5
 - *HSBC Fund for Greater London* _____ 1.6



Modernisation of schools

Projects financed under Article 18 of the Statute

A total of 221 million was made available for energy projects of direct interest to the European Union but located outside the territory (Norway and Iceland) of the Member States. In addition to this financing, provided under the second paragraph of Article 18(1) of its Statute, the EIB similarly advanced a global loan in support of small and medium-scale infrastructure in Norway (100 million).

Finance contracts signed in 2000:

Norway

Individual loans

Development of Åsgard gas fields off Norwegian coast and laying of related gaslines to Germany
Den Norske Stats Oljeselskap AS Statoil _____ 200.0 ▼

Global loans

For financing small and medium-scale public infrastructure
 - *Kommunalbanken AS* _____ 100.0

Iceland

Individual loans

Upgrading of geothermal power plant at Nasjavellir
Reykjavikurborg _____ 21.3 ▼



Accession Countries

Poland

Construction of motorway section south-west of Gliwice in Upper Silesia
Republic of Poland _____ 46.0

Construction of motorway section south of Poznan on Priority Corridor II (Berlin-Warsaw link)
Autostrada Wielkopolska SA _____ 275.0

Modernisation of road section bypassing Gdynia, Sopot and Gdansk conurbations
Republic of Poland _____ 33.0

Upgrading of sewerage networks and road infrastructure in Torun, north-west of Warsaw
City of Torun _____ 20.0

Upgrading of wastewater treatment networks and other municipal infrastructure in Zywiec, southern Poland
Association of Municipalities for the Ecology of Zywiec _____ 20.0

Modernisation and expansion of fixed telecommunications network in seven metropolitan areas
Telekomunikacja Polska SA _____ 400.0

Upgrading of Bielsko-Biala urban infrastructure, southern Poland
City of Bielsko-Biala _____ 22.0

Financing for small and medium-scale ventures

Global loan to:
- Citibank NA _____ 35.0
- Citileasing Sp Zoo _____ 15.0
- Kredyt Bank SA _____ 50.0
- ABN Amro Bank (Polska) SA _____ 25.0

Romania

Upgrading of power transmission network
Romania _____ 96.0

Upgrading of waste collection, processing and disposal facilities and of electricity supply equipment at Port of Constanta
Romania _____ 15.0

Rehabilitation and upgrading of around 650 km of roads
Romania _____ 245.0

Modernisation of 60 trains within Bucharest's metro system, and safety improvements to partially constructed tunnel
Romania _____ 115.0

Modernisation of tram network in Bucharest
Romania _____ 7.0

Modernisation of ticketing and seat-reservation system and of railway maintenance equipment
Romania _____ 15.0

Rehabilitation and modernisation of urban infrastructure in Bucharest
Romania _____ 110.0

941.0

Reconstruction of basic infrastructure damaged by heavy floods and implementation of watercourse management and flood prevention schemes
Romania _____ 250.0

Czech Republic

385.0

Rehabilitation and modernisation of Česká-Trébová-Prerov railway line, eastern Czech Republic
Česke Dráhy, S.O. _____ 160.0

Extension of Prague metro network
City of Prague _____ 75.0

Upgrading and extension of water supply and sewerage networks in Prague
Konsolidační Banka (Praha), s.p.u. _____ 100.0

Financing for small and medium-scale ventures
Global loan to Československá Obchodní Banka, a.s. _____ 50.0

Slovak Republic

242.0

Refurbishment of municipal waste incineration plant in Bratislava
Odvoz a Likvidácia Odpadu, a.s. _____ 12.0

Construction of motor vehicle production plant in Bratislava _____ 160.0

Modernisation of telecommunications network
Slovenské Telekomunikácie, a.s. _____ 50.0

Financing for small and medium-scale ventures
Global loan to Citibank (Slovakia), A.S. _____ 20.0

Hungary

240.0

Construction of combined heat and power plant on site of existing heat and power station in Debrecen, eastern Hungary
Debreceni Kombinált Ciklúszú Erőmű Kft _____ 20.0

Modernisation and expansion of oil and gas facilities
Magyar Olaj-és Gázipari Rt (Mol) _____ 100.0

Construction of rechargeable-battery production and assembly plant in Dorog, north-west of Budapest
Sanyo Hungary Kft _____ 60.0

Financing for small and medium-scale ventures
Global loan to:
- Hypovereinsbank Hungaria Rt _____ 40.0
- Kereskedelmi es Hitelbank Rt _____ 20.0

Bulgaria

160.0

Construction of two motorway sections on Pan-European Corridor VII between Sofia and Black Sea
Republic of Bulgaria _____ 100.0

Construction of combined (road and rail) bridge on Pan-European Corridor IV between Vidin (Bulgaria) and Calafat (Romania)
Republic of Bulgaria _____ 50.0



Railway modernisation in the Czech Republic



Support for SMEs

Financing for small and medium-scale ventures
Global loan to Encouragement Bank AD — 10.0

Slovenia 65.0

Extension and modernisation of fixed telecommunications network
Telekom Slovenije, d.d. _____ 65.0

Estonia 42.0

Upgrading of environmental protection infrastructure: water supply, wastewater treatment and solid waste processing, urban infrastructure
Republic of Estonia _____ 12.0

Financing for small and medium-scale ventures
Global loan to Hansabank _____ 30.0


Latvia 10.0

Modernisation and enlargement of passenger terminal at Riga international airport
Valsts Akciju Sabiedriba Starptautiska Lidosta Riga _____ 10.0

Lithuania 10.0

Renovation and modernisation of port infrastructure at Klaipeda
Klaipeda State Seaport Authority _____ 10.0

The amounts of loans financed under the Pre-Accession Facility appear in italics.



Upgrading of telecommunications

Partner Countries

In the following list, loans from own resources are indicated by ❖, and financing operations from budgetary resources by ▶.

The amounts relating to projects featured in this list are expressed in millions of euro.

	Total	Own resources	Budgetary resources ▶
Euro-Mediterranean Partnership Countries	1 214	1 193	21
ACP/OCT	401	186	215
South Africa	140	140	-
Asia and Latin America	532	532	-
Balkans	154	154	-
Total	2 441	2 205	236

▶ From budgetary resources of the Union or Member States

Euro-Mediterranean Partnership Countries*

Maghreb Countries	380.8	Morocco	83.0
Tunisia	154.8	Construction and improvement of rural roads in northern provinces Agence pour la Promotion et le Développement Economique et Social	53.0 ❖
Upgrading of power transmission and supply network Société Tunisienne de l'Electricité et du Gaz STEG	45.0 ❖	Development of gold mine in Akka, southern Morocco Managem SA	30.0 ❖
Dualling of Tunis-Sousse rail line and modernisation of rail network in Sousse region Republic of Tunisia	25.0 ❖	Mashreq Countries	244.8
Extension of light metro network in Tunis Republic of Tunisia	30.0 ❖	Egypt	100.0
Development of regional systems for solid waste management Republic of Tunisia	25.0 ❖	Rehabilitation and extension of agricultural land drainage networks in Nile valley and delta Arab Republic of Egypt	50.0 ❖
Rationalisation of production units at cement works in Gabès Conditional loan to Compagnie Tunisienne d'Investissement et de Financement	4.8 ▶	Financing for small and medium-scale ventures Industrial Development Bank of Egypt	50.0 ❖
Financing for small and medium-scale ventures Global loan to: - Amen Bank, Banque de Développement Economique de Tunisie, Banque de Tunisie S.A., Banque Internationale Arabe de Tunisie, Union Bancaire pour le Commerce et l'Industrie S.A.	25.0 ❖	Syria	75.0
Algeria	143.0	Upgrading of high-voltage power conversion and transmission facilities Syrian Arab Republic	75.0 ❖
Completion of three sections of east-west motorway, south-west and south-east of Algiers Banque Algérienne de Développement	140.0 ❖	Jordan	69.8
Construction of pharmaceutical products plant, near Algiers Conditional loan to Société Algéro-européenne du Médicament et du Matériel Médical	3.0 ▶	Construction of manufacturing facilities for bromine and bromine derivatives at Safi, on southern shore of Dead Sea Jordan Bromine Company Ltd	30.0 ❖
		Development of Eshidiya phosphate mine in south-eastern Jordan Jordan Phosphate Mines Company Ltd	30.0 ❖
		Equity and quasi-equity financing for private firms engaged in modernisation and restructuring as well as for development of financial sector Conditional loan to: - EFG Hermes Jordan Hi Tech Venture Fund Ltd - Jordan Technology Group	6.0 ▶ 3.8 ▶

* Cyprus and Malta are grouped with the Accession Countries



East-West motorway in Algeria

Other	588.0		
Turkey	575.0		
Extension and modernisation of sewerage network in Bursa, west of Ankara <i>Bursa su ve Kanalizasyon Isletmesi Buski</i>	80.0	❖	
Rehabilitation and reconstruction of earthquake-damaged urban infrastructure <i>Republic of Turkey</i>	300.0	❖	
Rehabilitation and reconstruction of earthquake-damaged industrial installations <i>Republic of Turkey</i>	75.0	❖	
Industrial pollution abatement schemes, mainly involving upgrading of wastewater treatment plants and reduction of atmospheric pollution <i>Republic of Turkey</i>	70.0	❖	
Financing for small and medium-scale ventures <i>Global loan to Republic of Turkey</i>	50.0	❖	
Gaza-West Bank	13.0		
Financing for small and medium-scale ventures - <i>Global loan to Cairo Amman Bank plc</i> - <i>Conditional global loan to Cairo Amman Bank plc</i>	10.0 3.0	❖ ▶	


African, Caribbean, Pacific (ACP) States and OCT

ACP Group	50.0		
Part-financing of loans from European institutions (ECFIs) to private-sector ACP companies	50.0	❖	
Africa	264.5		
Regional - Africa	25.0		
Participation in fund mandated to make equity, quasi-equity and subordinated-debt investments in infrastructural, oil, gas and mining sector projects in Africa <i>Conditional loan to The AIG African Infrastructure Fund LLC</i>	25.0	▶	
Southern Africa and Indian Ocean	101.0		
Swaziland	35.0		
Development of national electricity grid <i>Swaziland Electricity Board</i>	10.0	❖	
Extension and modernisation of sugar cane plantation and sugar mill at Simunye - <i>Royal Swaziland Sugar Corporation</i> - <i>Conditional loan to Royal Swaziland Sugar Corporation</i>	7.5 7.5	❖ ▶	
Financing for small and medium-scale ventures <i>Conditional global loan to Swaziland Industrial Development Company Ltd</i>	10.0	▶	
Mauritius	18.0		
Expansion and modernisation of Sir Seewoosagur Ramgoolam international airport <i>Airports of Mauritius Ltd</i>	18.0	❖	
Malawi	14.0		
Modernisation and expansion of sugar production at Nchalo - <i>Sugar Corporation of Malawi</i> - <i>Conditional loan to Sugar Corporation of Malawi</i>	6.5 7.5	❖ ▶	
Mozambique	9.0		
Expansion of mobile telephony network - <i>Telecomunicações de Moçambique</i> - <i>Conditional loan to Telecomunicações de Moçambique</i>	3.0 6.0	❖ ▶	
Namibia	8.0		
Financing for small and medium-scale ventures <i>Global loan to Republic of Namibia</i>	8.0	❖	
Zambia	8.0		
Financing for small and medium-scale ventures in the non-traditional mining sector <i>Conditional global loan to Barclays Bank of Zambia Ltd, Indo-Zambia Bank Ltd, Industrial Credit Company Ltd, Stanbic Bank Zambia Ltd, ULC Zambia Ltd</i>	8.0	▶	
Madagascar	7.0		
Construction of shrimp farm and packing facility at Baly Bay on north-western coast <i>Conditional loan to Aquaculture des Mascareignes (Aquamas) SA</i>	7.0	▶	
Seychelles	2.0		
Financing for small and medium-scale ventures <i>Conditional global loan to Development Bank of Seychelles</i>	2.0	▶	
West Africa	82.5		
Mauritania	31.7		
Expansion of iron ore exporting capacity from deposits in Nouadhibou and Zouérate <i>Société Nationale Industrielle et Minière</i>	30.0	❖	
Financing for leasing operations in support of small and medium-sized enterprises <i>Conditional global loan to Mauritanie Leasing</i>	1.7	▶	



Modernisation of electricity grid

Benin	26.0		
Development of national and international telecommunications network (participation by Benin in SAT-3/WASC/SAFE cable)			
Loan to Office des Postes et Télécommunications du Bénin	20.0	▶	
Financing for small and medium-scale ventures and microfinance institutions			
- Financial Bank and Ecobank Bénin	5.0	▶	
- Finadev SA	1.0	▶	
Senegal	14.0		
Financing for loans and leasing operations in support of small and medium-sized enterprises			
Conditional global loan to Banque Internationale pour le Commerce et l'Industrie du Sénégal, Compagnie Bancaire de l'Afrique Occidentale, Crédit Lyonnais Sénégal, Société Générale de Banques au Sénégal	14.0	▶	
Ghana	10.0		
Financing for small and medium-scale ventures			
Global loan to: Ecobank Ghana Ltd, Social Security Bank (SSB)	10.0	▶	
Regional - West Africa	0.8		
Acquisition of equity participation in Banque Ouest Africaine de Développement	0.8	▶	
Central and Equatorial Africa	56.0		
Gabon	22.0		
Construction of industrial complex for manganese ore concentration and agglomeration at Moanda			
- Compagnie Minière de l'Ogooué (Comilog) SA	6.0	❖	
- Conditional loan to Compagnie Minière de l'Ogooué (Comilog) SA	6.0	▶	
Financing for small and medium-scale ventures			
Global loan to:			
- Banque Gabonaise de Développement, Banque Internationale pour le Commerce et l'Industrie du Gabon	5.0	❖	
- Conditional global loan to Banque gabonaise de développement, Banque Internationale pour le Commerce et l'Industrie du Gabon	5.0	▶	
Rwanda	19.0		
Modernisation of international airport			
Conditional loan to Republic of Rwanda	11.0	▶	
Financing for small and medium-scale ventures			
Conditional global loan to: Banque Commerciale du Rwanda, Banque de Kigali, Banque Rwandaise de Développement	8.0	▶	
Cameroon	15.0		
Rehabilitation of N'Koteng sugar complex, north-east of Yaoundé			
Société Sucrière du Cameroun (Sosucam)	15.0	▶	
Caribbean	76.7		
Jamaica	35.0		
Enlargement of container transshipment terminal at Port of Kingston			
- Port Authority of Jamaica	25.0	❖	
- Conditional loan to Port Authority of Jamaica	10.0	▶	
Dominican Republic	19.0		
Repair of damage to national electricity grid caused by Hurricane George			
Conditional loan to Dominican Republic	9.0	▶	
Financing for small and medium-scale ventures			
Global loan to Banco Intercontinental SA	10.0	❖	
Regional - Caribbean	10.0		
Subscription to regional venture-capital fund			
Caribbean Investment Fund	10.0	▶	
Belize	8.2		
Equity participation by Citrus Growers Association in Belize's restructured citrus fruit processing company	3.2	▶	
Finance for replanting of existing citrus groves			
Conditional loan to Development Finance Corp.	5.0	▶	
Saint Kitts and Nevis	4.0		
Financing for small and medium-scale ventures			
Conditional global loan to Development Bank of St Kitts & Nevis	4.0	▶	
Guyana	0.5		
Financing for small and medium-scale ventures			
Conditional global loan to Institute of Private Enterprise Development Ltd	0.5	▶	
Pacific	3.0		
Samoa	3.0		
Financing for small and medium-scale ventures			
Conditional global loan to Development Bank of Samoa	3.0	▶	
OCT	7.0		
OCT Group	5.0		
Part-financing of loans from European institutions (ECFIs) to private-sector companies in OCT	5.0	❖	
New Caledonia	2.0		
Extension of electricity transmission grid on Grande-Terre island			
Agence Française de Développement	2.0	❖	



Assisting smaller enterprises

South Africa

South Africa 140.0

Extension of national telecommunications network
Telkom SA Ltd _____ 50.0 ❖

Extension of phosphoric and sulphuric acid production facilities at Richard's Bay
Impofin (Pty) Ltd/Indian Ocean Fertilizer (Pty) Ltd _____ 25.0 ❖

Financing for small and medium-scale infrastructure
Global loan to Development Bank of Southern Africa _____ 50.0 ❖

Part-financing of loans from European institutions (ECFIs) to private-sector companies in South Africa _____ 15.0 ❖



Latin America and Asia

Latin America 399.6

Brazil 205.0

Modernisation and extension of mobile telephony network in six north-eastern States
Telpe Celular SA _____ 58.5 ❖

Modernisation and extension of mobile telephony network in States of Bahia and Sergipe in north-eastern Brazil
Telebahia Celular SA _____ 40.0 ❖
Telergipe Celular SA _____ 15.0 ❖

Modernisation of two plants for manufacturing new range of compact passenger cars, in State of São Paulo
Volkswagen do Brasil Ltda _____ 91.5 ❖

Argentina 146.9

Expansion and conversion of gas-fired power station into combined-cycle plant in Tucumán, northern Argentina
Pluspetrol Energy SA _____ 57.8 ❖

Construction of gasline; part-replacement and extension of distribution network in Buenos Aires Province
Metrogas SA _____ 51.7 ❖

Extension of water supply and sewerage networks of Posadas and Garupá, in Misiones Province, eastern Argentina
Servicios de Aguas de Misiones SA _____ 20.4 ❖

Construction of glass-container production line in Mendoza
Rayen Cura SA _____ 17.1 ❖

Mexico 47.7

Construction and operation of gas supply network in Mexico City
Consorcio Mexi-Gas _____ 47.7 ❖

Asia 132.6

Indonesia 70.0

Extension of Sumatra's gas transmission network, including project to export gas to Singapore
Republic of Indonesia _____ 70.0 ❖

Bangladesh 36.2

Construction of cement works near Chhatak in north-eastern Bangladesh
Lafarge Surma Cement Ltd _____ 36.2 ❖

Thailand 26.4

Construction of air traffic control complex at second Bangkok international airport
Aeronautical Radio of Thailand Ltd _____ 26.4 ❖



Balkans

Balkans 154.0

Bosnia-Herzegovina 120.0

Rehabilitation of electricity transmission and supply networks
Bosnia-Herzegovina _____ 60.0 ❖

Rehabilitation of national road network
Bosnia-Herzegovina _____ 60.0 ❖

Albania 34.0

Rehabilitation and upgrading of around 86 km of roads on Albania's main north-south corridor
Republic of Albania _____ 34.0 ❖



Rehabilitation of roads in Bosnia-Herzegovina



Statistical supplement

		Page
Section I	Financing provided within the European Union (contracts signed)	
Table A	Breakdown by country and objective - 2000	22
Table B	Breakdown by country and objective 1996 - 2000	22
Table C	Breakdown by country and sector - 2000	23
Table D	Breakdown by country and sector 1996 - 2000	23
Table E	Detailed breakdown by sector - 2000 and 1996 - 2000	24
Table F	Breakdown by region - 2000 and 1996 - 2000	25-26-27
Section II	Financing provided outside the European Union (contracts signed)	
Table G	Conventions, Agreements, Facilities, Financial Protocols and Decisions in force or under negotiation at 12 February 2001	28
Table H	Breakdown by country and sector In the Accession Countries - 2000	29
Table I	In the Accession Countries 1996 - 2000	29
Table J	In the Partner Countries - 2000	30
Table K	Breakdown by country and sector 1996 - 2000 In the Euro-Mediterranean Partnership Countries	30
Table L	In the ACP States and the OCT	31
Table M	In South Africa	32
Table N	In Asia and Latin America	32
Table O	In the Balkans	32
Section III	Borrowings signed	
Table P	List of borrowings signed - 2000	33-34
Table Q	Borrowings signed - 2000	35
Table R	Borrowings signed (before swaps) under medium-term note or debt issuance programmes	35
Table S	Borrowings signed (after swaps) from 1996 to 2000	36
Table T	Resources raised in ECU/EUR from 1981 to 2000	36

Table A : Individual loans provided within the European Union in 2000
Breakdown by country and objective ⁽¹⁾

(EUR million)

	Regional development	Human capital	European communications infrastructure	Natural and urban environment	Energy	Industrial competitiveness
Belgium	178	—	178	75	—	—
Denmark	338	118	600	77	134	—
Germany	1 405	662	395	734	63	46
Greece	1 702	18	1 104	450	69	61
Spain	2 752	74	2 038	561	190	—
France	703	—	211	618	68	—
Ireland	317	—	—	—	317	—
Italy	2 562	103	1 467	1 761	751	66
Luxembourg	200	—	—	120	80	120
Netherlands	20	—	100	20	—	—
Austria	213	—	191	64	76	8
Portugal	1 452	—	803	158	302	—
Finland	370	—	10	370	10	160
Sweden	34	—	319	115	179	—
United Kingdom	1 459	213	255	1 299	570	—
Other (Art. 18) ⁽²⁾	—	—	—	—	221	—
Total	13 709	1 188	7 672	6 422	3 030	461

(1) As certain financing operations meet several objectives, the totals for the various headings cannot be meaningfully added together.

(2) Financing akin to operations within the European Union authorised under the second paragraph of Article 18(1) of the Bank's Statute.

Table B : Individual loans provided within the European Union from 1996 to 2000
Breakdown by country and objective

(EUR million)

	Regional development	Human capital	European communications infrastructure	Natural and urban environment	Energy	Industrial competitiveness
Belgium	1 303	—	1 585	309	58	64
Denmark	1 979	118	3 009	416	358	106
Germany	8 046	1 580	3 661	4 608	1 902	1 449
Greece	4 866	88	2 743	786	815	77
Spain	10 523	508	6 883	2 982	1 630	9
France	3 782	56	3 520	1 628	132	761
Ireland	565	—	38	90	413	—
Italy	10 755	182	6 981	5 776	2 492	1 250
Luxembourg	200	—	293	120	80	120
Netherlands	20	—	404	774	253	160
Austria	662	—	593	438	652	470
Portugal	7 092	126	3 870	1 637	1 135	4
Finland	1 372	—	116	761	222	328
Sweden	1 150	57	2 123	813	794	199
United Kingdom	8 436	269	5 302	4 893	2 665	741
Other (Art. 18)	—	—	800	75	362	—
Total	60 751	2 984	41 919	26 105	13 963	5 737

Table C : Loans provided within the European Union in 2000

Breakdown by country and sector

(EUR million)

	Total	Infrastructure						Global loans (*)	Venture capital operations
		Individual loans	Communications	Water management and sundry	Energy	Industry Services Agriculture	Health Education		
Belgium	503	253	178	75	—	—	250	—	
Denmark	991	930	677	—	134	—	55	7	
Germany	6 038	1 911	644	483	48	74	662	4 063	
Greece	1 712	1 702	1 304	250	69	61	18	10	
Spain	4 199	3 043	2 354	145	90	380	74	1 140	
France	3 323	1 054	562	68	—	424	—	2 225	
Ireland	419	317	—	—	317	—	—	95	
Italy	5 640	3 870	1 555	1 151	700	361	103	1 627	
Luxembourg	200	200	—	—	80	120	—	—	
Netherlands	260	120	100	20	—	—	—	113	
Austria	735	323	192	64	68	—	—	398	
Portugal	1 852	1 452	993	123	302	35	—	400	
Finland	525	370	4	3	3	360	—	125	
Sweden	621	613	328	72	179	34	—	8	
United Kingdom	3 303	2 337	255	999	570	300	213	868	
Other (Art. 18)	321	221	—	—	221	—	—	100	
Total	30 644	18 716	9 146	3 453	2 781	2 150	1 188	11 478	450

(*) of which: - "Standard" global loans

9 086

- "Portfolio" global loans

2 392

Table D : Loans provided within the European Union from 1996 to 2000

Breakdown by country and sector

(EUR million)

	Total	Infrastructure						Global loans (*)	Venture capital operations
		Individual loans	Communications	Water management and sundry	Energy	Industry Services Agriculture	Health Education		
Belgium	3 384	2 039	1 585	248	58	149	—	1 345	
Denmark	4 060	3 868	3 248	97	271	133	118	185	
Germany	23 281	10 587	2 598	2 922	1 633	1 855	1 580	12 535	
Greece	5 335	4 866	3 263	550	815	150	88	468	
Spain	16 667	12 120	7 965	1 080	1 409	1 159	508	4 465	
France	15 684	6 006	4 548	183	—	1 219	56	9 585	
Ireland	1 166	565	38	83	413	23	8	553	
Italy	21 718	15 571	6 445	3 448	3 270	2 226	182	5 963	
Luxembourg	510	493	293	—	80	120	—	9	
Netherlands	2 161	1 364	404	661	140	160	—	770	
Austria	2 744	1 799	593	168	475	563	—	916	
Portugal	7 604	7 092	5 056	639	1 048	223	126	499	
Finland	2 356	1 921	1 104	21	142	654	—	354	
Sweden	3 600	3 483	2 228	267	601	329	57	106	
United Kingdom	15 877	12 969	5 460	2 919	2 537	1 783	269	2 722	
Other (Art. 18)	1 286	1 186	800	24	362	—	—	100	
Total	127 431	85 929	45 628	13 311	13 254	10 745	2 991	40 575	927

(*) of which: - "Standard" global loans

32 467

- "Portfolio" global loans

8 108

Table E : Loans provided within the European Union in 2000 and from 1996 to 2000
Detailed breakdown by sector

(EUR million)

	2000		1996-2000	
	Amount	% of total	Amount	% of total
Energy and infrastructure	15 379	50.2	72 192	56.7
Energy	2 781	9.1	13 254	10.4
Production	1 520	5.0	6 361	5.0
Electricity	797	2.6	4 500	3.5
Oil and natural gas	522	1.7	1 268	1.0
Heat	200	0.7	593	0.5
Transmission and supply	1 261	4.1	6 893	5.4
Electricity	781	2.5	3 818	3.0
Oil and natural gas	332	1.1	2 684	2.1
Heat	147	0.5	390	0.3
Transport	6 863	22.4	34 264	26.9
Roads, motorways	2 582	8.4	12 682	10.0
Air transport	1 494	4.9	6 208	4.9
Railways	1 192	3.9	8 128	6.4
Urban transport	1 123	3.7	4 199	3.3
Intermodal freight terminals and other	—	—	56	0.1
Exceptional structures	310	1.0	2 624	2.1
Maritime transport	161	0.5	368	0.3
Telecommunications	2 283	7.5	11 364	8.9
Networks, exchanges and international cables	1 438	4.7	6 196	4.9
Mobile telephony	812	2.6	4 478	3.5
Satellites, ground stations	33	0.1	690	0.5
Water, sewerage, solid waste	1 650	5.4	7 196	5.6
Water catchment, treatment and supply	1 222	4.0	4 240	3.3
Sewerage and waste management	429	1.4	2 956	2.3
Urban infrastructure	1 802	5.9	6 115	4.8
Urban renewal	1 282	4.2	3 955	3.1
Urban development schemes	520	1.7	2 159	1.7
Industry, services, health, education, agriculture	3 337	10.9	13 737	10.8
Industry	2 073	6.8	9 264	7.3
Transport equipment	819	2.7	3 756	2.9
Basic metals and metal products	481	1.6	835	0.7
Pulp, paper products; publishing and printing	360	1.2	1 286	1.0
Chemicals and chemical products	206	0.7	1 453	1.1
Refined petroleum products	100	0.3	288	0.2
Electrical engineering and electronics	46	0.2	610	0.5
Woodworking and wood products	35	0.1	130	0.1
Rubber and plastics	25	0.1	105	0.1
Food products and beverages	—	—	184	0.1
Other non-metallic mineral products	—	—	280	0.2
Machinery and equipment	—	—	340	0.3
Services	77	0.3	1 408	1.1
Private and public-sector services	34	0.1	656	0.5
Community, social and individual services	28	0.1	322	0.3
Wholesale and retail trade	15	0.1	309	0.2
Research and development	—	—	121	0.1
Health, education	1 188	3.9	2 991	2.3
Health	652	2.1	1 670	1.3
Education, training	536	1.7	1 321	1.0
Agriculture, fisheries, forestry	—	—	74	0.1
Total individual loans	18 716	61.1	85 929	67.4
Total global loans	11 928	38.9	41 502	32.6
Grand total	30 644	100.0	127 431	100.0

Table F : Breakdown of loans by region in 2000 and from 1996 to 2000

This analytical table is based on NUTS 1 or 2 regional classification, depending on the country concerned. Where possible, individual loans covering several regions have been subdivided. EUROSTAT 2000 estimates of per capita GDP expressed in terms of purchasing power parities (EUR15 = 100). 1999 unemployment rate (EUR15 = 10.1). 1996 population figures ('000).

(Amounts in EUR million)

	GDP per capita	Unemployment rate (%)	Population ('000)	2000	1996-2000
Belgium	111	8.8	10 157	503	3 384
Bruxelles-Brussel	169	14.0	949	36	242
Vlaams Gewest	115	5.6	5 890	128	582
Région wallonne	88	13.3	3 318	89	492
Multiregional	—	—	—	—	723
Global loans	—	—	—	250	1 345
Denmark	120	5.6	5 262	991	4 060
Hovedstadsregionen	—	—	—	356	1 345
Oest for Storebaelt	—	—	—	17	634
Vest for Storebaelt	—	—	—	38	827
Multiregional	—	—	—	518	1 061
Global loans	—	—	—	62	192
Germany	108	8.9	81 896	6 038	23 281
Hamburg	197	10.1	1 708	135	527
Bremen	145	13.0	679	120	452
Hessen	140	8.2	6 017	30	218
Bayern	126	5.0	12 016	49	804
Baden-Württemberg	123	5.1	10 344	145	725
Berlin	109	13.7	3 465	262	1 951
Nordrhein-Westfalen	108	8.2	17 916	118	686
Schleswig-Holstein	102	7.4	2 733	11	27
Niedersachsen	99	8.2	7 796	—	347
Saarland	98	8.5	1 084	134	354
Rheinland-Pfalz	96	6.4	3 988	67	248
Brandenburg	74	16.0	2 548	—	752
Sachsen	68	16.2	4 555	46	626
Mecklenburg-Vorpommern	66	17.5	1 820	215	536
Thüringen	65	14.3	2 497	286	615
Sachsen-Anhalt	64	19.9	2 731	292	411
Multiregional	—	—	—	—	1 308
Global loans	—	—	—	4 128	12 694
Greece	66	11.7	10 476	1 712	5 335
Attiki	75	12.5	3 448	1 051	2 892
Voreia Ellada	63	12.4	3 381	374	867
Kentriki Ellada	57	11.0	2 635	181	309
Multiregional	—	—	—	96	798
Global loans	—	—	—	10	468
Spain	80	16.1	39 669	4 199	16 667
Madrid	101	13.3	5 021	1 053	2 081
Baleares	101	7.2	762	—	247
Cataluña	100	10.8	6 087	520	1 563
Navarra	97	8.5	520	11	89
País Vasco	94	14.7	2 096	61	460
La Rioja	90	7.1	265	—	35
Aragón	90	9.5	1 187	—	284
Cantabria	77	15.7	527	—	142
Castilla-León	77	15.6	2 506	23	330
Comunidad Valenciana	76	14.3	4 012	104	959
Canarias	76	14.4	1 609	—	276
Asturias	76	18.2	1 087	61	173
Murcia	68	14.4	1 098	13	128
Castilla La Mancha	67	15.6	1 713	34	324
Galicia	64	16.8	2 741	77	769
Andalucía	58	26.8	7 240	280	848
Extremadura	55	25.5	1 070	19	271
Multiregional	—	—	—	788	3 140
Global loans	—	—	—	1 156	4 548

Table F : Breakdown of loans by region in 2000 and from 1996 to 2000 (continued)

(Amounts in EUR million)

	GDP per capita	Unemployment rate (%)	Population ('000)	2000	1996-2000
France	99	11.4	58 372	3 323	15 684
Ile-de-France	153	10.3	11 044	200	496
Haute-Normandie	101	12.2	1 783	—	122
Alsace	100	6.6	1 708	46	107
Rhône-Alpes	95	10.3	5 625	—	942
Franche-Comté	89	8.3	1 117	—	191
Aquitaine	88	11.7	2 895	—	19
Centre	87	10.0	2 437	—	67
Provence-Côte d'Azur	87	16.0	4 465	20	377
Pays de la Loire	87	9.4	3 166	72	97
Lorraine	85	10.0	2 311	60	425
Midi-Pyrénées	83	11.8	2 513	69	516
Bretagne	82	9.3	2 868	—	162
Nord - Pas-de-Calais	82	15.8	4 004	552	702
Picardie	81	13.7	1 866	—	210
Poitou-Charentes	79	11.3	1 625	27	67
Corse	78	14.3	261	—	6
Limousin	78	8.9	718	2	22
Languedoc-Roussillon	74	17.8	2 254	—	252
Overseas Departments	47	32.0	1 644	8	128
Multiregional	—	—	—	—	1 098
Global loans	—	—	—	2 269	9 678
Ireland	102	5.9	3 634	419	1 166
Italy	102	11.7	58 450	5 640	21 718
Emilia-Romagna	131	4.8	4 003	416	1 063
Lombardia	131	4.9	9 106	476	1 157
Valle d'Aosta	130	5.6	121	50	50
Trentino-Alto Adige	126	3.9	933	6	9
Friuli-Venezia Giulia	125	5.6	1 209	—	102
Veneto	123	4.9	4 524	1	469
Liguria	119	10.8	1 685	—	131
Piemonte	117	7.9	4 370	361	911
Lazio	113	13.2	5 305	265	1 908
Toscana	110	8.2	3 589	131	681
Marche	105	6.5	1 472	300	897
Umbria	97	7.1	843	300	446
Abruzzo	89	10.6	1 295	40	261
Molise	78	16.6	337	40	203
Sardegna	72	21.9	1 692	45	572
Puglia	71	19.8	4 160	276	747
Basilicata	69	17.3	620	245	1 020
Sicilia	65	24.8	5 191	133	971
Campania	65	23.7	5 880	171	1 059
Calabria	59	28.7	2 113	45	149
Multiregional	—	—	—	570	2 765
Global loans	—	—	—	1 770	6 147
Luxembourg	174	2.4	416	200	510
Netherlands	113	3.3	15 523	260	2 161
West-Nederland	121	3.1	7 250	100	780
Zuid-Nederland	111	3.1	3 431	—	100
Noord-Nederland	107	5.3	1 630	20	20
Oost-Nederland	98	3.0	3 213	—	229
Multiregional	—	—	—	—	236
Global loans	—	—	—	140	797

Table F : Breakdown of loans by region in 2000 and from 1996 to 2000 (continued)

(Amounts in EUR million)

	GDP per capita	Unemployment rate (%)	Population ('000)	2000	1996-2000
Austria	112	4.8	8 059	735	2 744
Ostösterreich	126	4.5	3 395	78	584
Westösterreich	108	3.4	2 894	8	225
Südösterreich	91	4.3	1 770	46	398
Multiregional	—	—	—	191	593
Global loans	—	—	—	412	945
Portugal	73	4.7	9 927	1 852	7 604
Lisboa e Vale do Tejo	92	6.1	3 312	84	1 536
Algarve	74	3.7	346	—	44
Norte	64	4.7	6 538	197	1 556
Alentejo	64	6.7	522	127	252
Centro	63	2.4	1 711	443	1 136
Madeira	56	3.4	258	75	149
Açores	51	3.7	242	—	6
Multiregional	—	—	—	526	2 412
Global loans	—	—	—	400	512
Finland	100	11.7	5 125	525	2 356
Uusimaa	134	7.0	1 319	—	269
Etelä-Suomi	94	12.3	1 813	319	919
Pohjois-Suomi	86	15.6	559	—	141
Väli-Suomi	84	12.3	706	51	166
Itä-Suomi	75	15.7	703	—	35
Multiregional	—	—	—	—	390
Global loans	—	—	—	155	435
Sweden	102	7.6	8 841	621	3 600
Stockholm	123	5.2	1 735	235	731
Mellersta Norrland	101	9.9	392	—	54
Smaland Med Öarna	99	6.2	809	—	122
Västsverige	99	7.7	1 755	—	343
Norra Mellansverige	99	10.3	860	—	31
Övre Norrland	98	6.2	525	28	175
Sydsverige	94	9.5	1 265	229	1 116
Östra Mellansverige	93	9.0	1 500	31	116
Multiregional	—	—	—	91	796
Global loans	—	—	—	8	117
United Kingdom	102	6.1	58 782	3 303	15 877
South East	109	3.2	7 893	506	2 944
East Anglia	102	4.4	5 126	—	539
South West	100	4.2	4 840	293	690
East Midlands	98	5.1	4 140	357	745
Scotland	97	7.6	2 141	281	1 360
West Midlands	94	6.5	5 315	—	875
North West	93	6.8	6 889	658	1 687
Yorkshire and Humberside	91	7.2	5 034	47	409
North	85	9.3	2 600	—	420
Wales	84	6.9	2 920	91	758
Northern Ireland	82	9.4	1 663	—	198
Multiregional	—	—	—	105	2 344
Global loans	—	—	—	966	2 908
Other (Art. 18)	—	—	—	321	1 286
Total			374 589	30 644	127 431

Table G : Conventions, Agreements, Facilities, Financial Protocols and Decisions in force or under negotiation at 12 February 2001

Region or Country	Convention, Agreement, Facility, Financial Protocol or Decision	Year of expiry	EIB	EU	Interest subsidies for EIB loans
			own resources envelope (EUR million)	budgetary resources envelope (EUR million)	
			Loans from own resources ⁽¹⁾	Risk capital operations ⁽²⁾	
African, Caribbean and Pacific States (ACP) ⁽³⁾	2nd Financial Protocol to the Fourth Lomé Convention	Footnote ⁽⁴⁾	1 658	1 300	Yes
	Cotonou Partnership Agreement Investment Facility	Footnote ⁽⁵⁾	1 700	2 200 ⁽⁶⁾	195 ⁽⁷⁾
Overseas Countries and Territories (OCT) ⁽⁸⁾	Council Decision	Footnote ⁽⁴⁾	35	30	Yes
Republic of South Africa	Council Decision	2007	825	—	No
Mediterranean Countries ⁽⁹⁾⁽¹⁰⁾	Council Decision	2007	6 425	—	No
Turkey	Council Decision Turkish Earthquake Rehabilitation and Reconstruction Assistance (TERRA)	2003	600	—	No
Turkey	Council Decision EIB Special Action Programme in support of the consolidation and intensification of the EC-Turkey Customs Union	2004	450	—	No
Central and Eastern Europe ⁽¹¹⁾	Council Decision	2007	8 930	—	No
Former Yugoslav Republic of Macedonia (FYROM)	Financial Protocol	2000 ⁽¹²⁾	150	—	20 ⁽¹³⁾
Bosnia-Herzegovina	Council Decision	2000 ⁽¹²⁾	100	—	19
Asia and Latin America ⁽¹⁴⁾	Council Decision	2007	2 480	—	No
EIB own resources lending facilities complementing lending under mandate					
Mediterranean Countries	Mediterranean Partnership Facility	2004	1 000	—	No
Pre-Accession Countries ⁽¹⁵⁾	Pre-Accession Facility II	2003	8 500	—	No

(1) Loans attracting interest subsidies from the European Development Fund in the case of projects in the ACP States and the OCT. Amounts required for interest subsidies are financed from grant aid.

(2) Granted and managed by the EIB.

(3) Africa: Angola, Benin, Botswana, Burkina Faso, Burundi, Cameroon, Cape Verde, Central African Republic, Chad, Comoros, Congo, Democratic Republic of Congo, Ivory Coast, Djibouti, Equatorial Guinea, Eritrea, Ethiopia, Gabon, Gambia, Ghana, Guinea, Guinea-Bissau, Kenya, Lesotho, Liberia, Madagascar, Malawi, Mali, Mauritania, Mauritius, Mozambique, Namibia, Niger, Nigeria, Rwanda, São Tomé e Príncipe, Senegal, Seychelles, Sierra Leone, Somalia, South Africa, Sudan, Swaziland, Tanzania, Togo, Uganda, Zambia, Zimbabwe.

Caribbean: Antigua and Barbuda, Bahamas, Barbados, Belize, Dominica, Dominican Republic, Grenada, Guyana, Haiti, Jamaica, St Kitts and Nevis, St Lucia, St Vincent and the Grenadines, Suriname, Trinidad and Tobago.

Pacific: Cook Islands, Fiji, Kiribati, Marshall Islands, Micronesia, Nauru, Niue, Palau, Papua New Guinea, Samoa, Solomon Islands, Tonga, Tuvalu, Vanuatu.

(4) Will expire upon entry into force of the Cotonou Partnership Agreement.

(5) Will expire 5 years after the date of entry into force.

(6) Investment Facility from the European Development Fund, granted and managed by the EIB.

(7) May also take the form of technical assistance.

(8) Greenland, Mayotte, St Pierre and Miquelon, New Caledonia and Dependencies, French Polynesia, French Southern and Antarctic Territories, Wallis and Futuna, Aruba, Netherlands Antilles, Anguilla, British Antarctic Territory, British Indian Ocean Territory, British Virgin Islands, Cayman Islands, Falkland Islands, South Georgia and Sandwich Islands, Montserrat, Pitcairn Island, St Helena and Dependencies, Turks and Caicos Islands.

(9) Algeria, Cyprus, Egypt, Gaza-West Bank, Israel, Jordan, Lebanon, Malta, Morocco, Syria, Tunisia, Turkey.

(10) Balances remaining under earlier financial protocols or the entire amounts originally provided for may be drawn on concomitantly.

(11) Albania, Bosnia-Herzegovina, Bulgaria, Czech Republic, Croatia, Estonia, Former Yugoslav Republic of Macedonia, Hungary, Latvia, Lithuania, Poland, Romania, Slovak Republic, Slovenia.

(12) Unexpended balance may be used up to June 2001.

(13) Reserved for interest subsidies on EIB loans for infrastructure projects which are of interest to the Community and to FYROM.

(14) Asia: Bangladesh, Brunei, China, India, Indonesia, Laos, Macao, Malaysia, Mongolia, Nepal, Pakistan, Philippines, Singapore, South Korea, Sri Lanka, Thailand, Vietnam, Yemen.

Latin America: Argentina, Bolivia, Brazil, Chile, Colombia, Costa Rica, Ecuador, El Salvador, Guatemala, Honduras, Mexico, Nicaragua, Panama, Paraguay, Peru, Uruguay, Venezuela.

(15) Bulgaria, Cyprus, Czech Republic, Estonia, Hungary, Latvia, Lithuania, Malta, Poland, Romania, Slovak Republic, Slovenia, Turkey.

Table H : Financing provided in the Accession Countries in 2000

Breakdown by country and sector

(EUR million)

	Sector						
	Total	(of which Pre-Accession Facility)	Energy	Communications	Water management and sundry	Industry Services	Global loans
CENTRAL and EASTERN							
EUROPE (CEEC)	2 948	(1 618)	202	1 781	430	240	295
Poland	941	(941)	—	769	47	—	125
Romania	853	—	102	492	259	—	—
Czech Republic	385	(385)	—	235	100	—	50
Slovak Republic	242	—	—	50	12	160	20
Hungary	240	(240)	100	—	—	80	60
Bulgaria	160	—	—	150	—	—	10
Slovenia	65	—	—	65	—	—	—
Estonia	42	(42)	—	—	12	—	30
Latvia	10	(10)	—	10	—	—	—
Lithuania	10	—	—	10	—	—	—
Total	2 948	1 618	202	1 781	430	240	295
(of which Pre-Accession Facility)							
CEEC	—	(1 618)	(100)	(1 026)	(147)	(80)	(265)

Table I : Financing provided in the Accession Countries from 1996 to 2000

Breakdown by country and sector

(EUR million)

	Sector						
	Total	(of which Pre-Accession Facility)	Energy	Communications	Water management and sundry	Industry Services	Global loans
CENTRAL and EASTERN							
EUROPE (CEEC)	10 005	(4 205)	712	6 495	1 219	777	802
Poland	2 738	(1 893)	180	1 744	367	140	307
Romania	1 916	—	140	1 459	259	47	10
Czech Republic	1 720	(905)	55	1 200	350	—	115
Hungary	955	(725)	170	205	110	290	180
Slovak Republic	925	—	151	512	12	200	50
Slovenia	655	(515)	—	645	—	—	10
Bulgaria	573	—	—	390	53	100	30
Lithuania	213	—	10	177	21	—	5
Latvia	198	(90)	6	122	35	—	35
Estonia	113	(77)	—	41	12	—	60
MEDITERRANEAN							
EUROPE (CEEC)	392	(250)	130	112	45	—	105
Cyprus	389	(250)	130	112	45	—	102
Malta	3	—	—	—	—	—	3
Total	10 397	(4 455)	842	6 607	1 264	777	907
(of which Pre-Accession Facility)							
CEEC	—	(4 205)	(135)	(2 834)	(319)	(320)	(597)
MEDITERRANEAN	—	(250)	(100)	(100)	—	—	(50)

Table J : Financing provided in the Partner Countries in 2000

Breakdown by country and sector

(EUR million)

	Sector							
	Total	Resources		Energy	Communications	Water management and sundry	Industry Services	Global loans
		own	budgetary					
EURO-MEDITERRANEAN								
PARTNERSHIP COUNTRIES	1 214	1 193	21	120	248	455	93	298
Turkey	575	575	—	—	—	380	—	195
Tunisia	155	150	5	45	55	25	—	30
Algeria	143	140	3	—	140	—	3	—
Egypt	100	100	—	—	—	50	—	50
Morocco	83	83	—	—	53	—	30	—
Syria	75	75	—	75	—	—	—	—
Jordan	70	60	10	—	—	—	60	10
Gaza-West Bank	13	10	3	—	—	—	—	13
ACP-OCT	401	186	215	21	93	—	101	186
Africa	265	94	171	10	58	—	93	104
<i>Southern and Indian Ocean</i>	101	53	48	10	27	—	36	28
<i>West</i>	83	30	53	—	20	—	30	33
<i>Central and Equatorial</i>	56	11	45	—	11	—	27	18
<i>Multiregional</i>	25	—	25	—	—	—	—	25
Caribbean	77	35	42	9	35	—	8	25
Pacific	3	—	3	—	—	—	—	3
OCT	7	7	—	2	—	—	—	5
Multiregional	50	50	—	—	—	—	—	50
SOUTH AFRICA	140	140	—	—	50	—	25	65
ASIA, LATIN AMERICA (ALA)	532	532	—	227	140	20	145	—
<i>Latin America</i>	400	400	—	157	114	20	109	—
Brazil	205	205	—	—	114	—	91	—
Argentina	147	147	—	109	—	20	17	—
Mexico	48	48	—	48	—	—	—	—
<i>Asia</i>	133	133	—	70	26	—	36	—
Indonesia	70	70	—	70	—	—	—	—
Bangladesh	36	36	—	—	—	—	36	—
Thailand	26	26	—	—	26	—	—	—
BALKANS	154	154	—	60	94	—	—	—
Bosnia-Herzegovina	120	120	—	60	60	—	—	—
Albania	34	34	—	—	34	—	—	—
Total	2 441	2 205	236	428	625	475	364	549

Table K : Financing provided in the Euro-Mediterranean Partnership Countries from 1996 to 2000

Breakdown by country and sector

(EUR million)

	Sector							
	Total	Resources		Energy	Communications	Water management and sundry	Industry Services	Global loans
		own	budgetary					
Turkey	1 038	1 026	12	120	76	545	—	297
Egypt	783	749	34	78	90	265	233	118
Morocco	694	647	47	95	255	134	130	81
Algeria	623	620	3	370	170	30	53	—
Tunisia	607	543	64	90	198	135	49	135
Jordan	313	292	21	—	30	49	183	51
Lebanon	257	257	—	27	20	150	—	60
Gaza-West Bank	204	187	17	35	46	70	27	26
Syria	75	75	—	75	—	—	—	—
Total	4 595	4 397	198	890	885	1 378	675	767

Table L : Financing provided in the ACP States and the OCT from 1996 to 2000

Breakdown by country and sector

(EUR million)

	Resources			Water management and sundry		Industry Services	Global loans	
	Total	own	budgetary	Energy	Communications			
								Sector
AFRICA	1 266.6	649.9	616.7	336.6	183.2	82.3	298.1	366.4
<i>Southern Africa and Indian Ocean</i>	525.6	301.0	224.6	185.3	64.4	80.3	112.9	82.7
Mozambique	108.9	61.9	47.0	24.4	9.0	—	65.5	10.0
Namibia	108.0	103.5	4.5	57.3	26.4	6.3	2.0	16.0
Zambia	57.0	—	57.0	32.0	—	—	—	25.0
Lesotho	54.0	54.0	—	—	—	54.0	—	—
Madagascar	46.7	—	46.7	25.0	—	4.0	8.0	9.7
Swaziland	45.0	17.5	27.5	17.0	—	—	18.0	10.0
Mauritius	39.0	39.0	—	10.0	29.0	—	—	—
Malawi	39.0	6.5	32.5	—	—	15.0	14.0	10.0
Zimbabwe	17.4	12.0	5.4	12.0	—	—	5.4	—
Botswana	6.6	6.6	—	6.6	—	—	—	—
Seychelles	3.0	—	3.0	—	—	1.0	—	2.0
Comoros	1.0	—	1.0	1.0	—	—	—	—
<i>West Africa</i>	311.8	176.5	135.3	69.3	43.5	2.0	119.1	77.9
Senegal	95.6	72.0	23.6	—	18.0	—	54.6	23.0
Mauritania	62.1	45.0	17.1	—	—	2.0	55.4	4.7
Regional	57.2	20.0	37.2	30.0	—	—	—	27.2
Ghana	47.0	34.0	13.0	34.0	—	—	—	13.0
Benin	26.0	—	26.0	—	20.0	—	—	6.0
Côte d'Ivoire	9.5	5.5	4.0	—	5.5	—	—	4.0
Burkina Faso	7.0	—	7.0	—	—	—	7.0	—
Mali	6.8	—	6.8	5.3	—	—	1.5	—
Guinea	0.5	—	0.5	—	—	—	0.5	—
Guinea-Bissau	0.2	—	0.2	—	—	—	0.2	—
<i>East Africa</i>	291.3	115.9	175.4	82.0	23.8	—	37.7	147.8
Kenya	150.1	98.0	52.1	41.0	—	—	9.1	100.0
Ethiopia	60.0	—	60.0	41.0	—	—	9.0	10.0
Uganda	57.3	17.9	39.4	—	11.0	—	19.6	26.8
Tanzania	23.8	—	23.8	—	12.8	—	—	11.0
<i>Central and Equatorial Africa</i>	82.9	26.5	56.4	—	21.5	—	28.4	33.0
Gabon	33.1	21.5	11.6	—	10.5	—	12.6	10.0
Cameroon	30.8	5.0	25.8	—	—	—	15.8	15.0
Rwanda	19.0	—	19.0	—	11.0	—	—	8.0
<i>Multiregional project</i>	55.0	30.0	25.0	—	30.0	—	—	25.0
CARIBBEAN	362.5	281.5	81.0	154.0	95.0	16.0	8.5	89.0
Jamaica	95.0	85.0	10.0	—	95.0	—	—	—
Trinidad and Tobago	55.3	53.0	2.3	45.0	—	—	0.3	10.0
Barbados	50.0	50.0	—	50.0	—	—	—	—
Regional	37.0	20.0	17.0	—	—	—	—	37.0
Dominican Republic	37.0	21.0	16.0	9.0	—	—	—	28.0
Bahamas	20.0	20.0	—	20.0	—	—	—	—
Haiti	20.0	—	20.0	—	—	16.0	—	4.0
Dominica	13.0	10.0	3.0	10.0	—	—	—	3.0
Belize	10.7	2.5	8.2	—	—	—	8.2	2.5
Saint Lucia	8.0	8.0	—	8.0	—	—	—	—
Grenada	4.0	4.0	—	4.0	—	—	—	—
Suriname	4.0	4.0	—	4.0	—	—	—	—
Saint Vincent and the Grenadines	4.0	4.0	—	4.0	—	—	—	—
Saint Kitts and Nevis	4.0	—	4.0	—	—	—	—	4.0
Guyana	0.5	—	0.5	—	—	—	—	0.5
PACIFIC	19.7	3.7	16.0	—	8.7	—	2.3	8.7
Vanuatu	5.0	—	5.0	—	5.0	—	—	—
Samoa	5.0	—	5.0	—	—	—	—	5.0
Tonga	3.7	3.7	—	—	3.7	—	—	—
Fiji	2.3	—	2.3	—	—	—	2.3	—
Kiribati	2.0	—	2.0	—	—	—	—	2.0
Regional	1.7	—	1.7	—	—	—	—	1.7
ACP GROUP	71.1	50.0	21.1	—	—	—	—	71.1
Total ACP States	1 719.7	985.1	734.6	490.6	286.9	98.3	308.8	535.1
OCT	40.5	24.5	16.0	—	—	—	—	—
Grand total	1 760.2	1 009.6	750.6	490.6	286.9	98.3	308.8	535.1

Table M : Financing provided in South Africa from 1996 to 2000
Breakdown by sector

(EUR million)

	Sector					
	Total	Energy	Communications	Water management and sundry	Industry Services	Global loans
South Africa	680	156	95	45	25	359
Total	680	156	95	45	25	359

Table N : Financing provided in Asia and Latin America from 1996 to 2000
Breakdown by country and sector

(EUR million)

	Sector					
	Total	Energy	Communications	Water management and sundry	Industry Services	Global loans
Latin America	1 076	239	316	57	330	134
Brazil	538	55	171	—	253	59
Argentina	229	109	45	57	17	—
Mexico	124	74	—	—	50	—
Peru	50	—	50	—	—	—
Panama	50	—	50	—	—	—
Regional (Andean Pact)	40	—	—	—	—	40
Regional (Central America)	35	—	—	—	—	35
Uruguay	10	—	—	—	10	—
Asia	550	288	51	175	36	—
Indonesia	170	70	—	100	—	—
Philippines	147	72	25	50	—	—
Thailand	96	70	26	—	—	—
Vietnam	55	55	—	—	—	—
Bangladesh	36	—	—	—	36	—
China	25	—	—	25	—	—
Pakistan	21	21	—	—	—	—
Total	1 627	527	368	232	366	134

Table O : Financing provided in the Balkans from 1996 to 2000
Breakdown by country and sector

(EUR million)

	Sector					
	Total	Energy	Communications	Water management and sundry	Industry Services	Global loans
FYROM	130	—	130	—	—	—
Bosnia-Herzegovina	120	60	60	—	—	—
Albania	68	12	56	—	—	—
Total	318	72	246	—	—	—

Table P : Borrowings signed in 2000

Month of issue	Place of issue	Subscription currency	Characteristics	Amount (million) Currency	Amount (million) EUR	Life (years)	Coupon (%)
Long-term operations (before swaps)							
PUBLIC BORROWING OPERATIONS							
January	Luxembourg	USD	(1)	1 000	995.4	3	6.750
	United Kingdom	GBP		125	201.1	29	6.000
February	United Kingdom	GBP		200	321.7	14	6.250
	United Kingdom	GBP		100	160.8	21	5.375
	United Kingdom	GBP		100	160.8	29	6.000
	United Kingdom	GBP		100	160.8	14	6.250
	United Kingdom	USD	(1)	33	32.8	15	structured
	United Kingdom	GBP		500	804.2	10	5.500
March	Switzerland	CHF		200	124.6	5	3.250
	Italy	EUR		359	358.5	15	structured
	Luxembourg	EUR	(2)	500	500.0	3	4.625
	Luxembourg	EUR	(2)	500	500.0	6	5.250
	Luxembourg	ZAR	(1)	100	16.2	10	13.000
	Luxembourg	EUR	(1)	100	100.0	8	structured
	Czech Republic	CZK	(1)	1 000	28.1	5	6.500
	United Kingdom	GBP		150	244.5	29	6.000
	United Kingdom	GBP		100	163.0	29	6.000
	United Kingdom	USD	(1)	20	20.6	10	structured
	United Kingdom	GBP		200	326.1	29	6.000
April	Switzerland	CHF		100	62.2	5	3.250
	Luxembourg	EUR	(2)	381	381.0	4	5.250
	Luxembourg	ZAR	(1)	100	15.9	5	13.000
	Luxembourg	EUR	(1)	100	100.0	3	4.000
	Czech Republic	CZK	(1)	2 000	55.2	15	6.500
	United Kingdom	GBP		350	584.8	29	6.000
	United Kingdom	GBP		100	167.1	10	5.500
	United Kingdom	USD	(1)	250	261.7	9	5.875
	United Kingdom	GBP		250	417.7	25	5.500
	United Kingdom	USD	(1)	250	261.7	3	6.750
	United Kingdom	GBP		100	167.1	29	6.000
	United Kingdom	GBP		100	167.1	21	5.375
	United Kingdom	GBP		75	125.3	39	5.000
	May	Luxembourg	USD		250	275.2	8
Luxembourg		ZAR	(1)	100	16.1	10	13.000
United Kingdom		USD	(1)	250	275.2	2	6.000
United Kingdom		GBP		100	172.6	25	5.500
United Kingdom		GBP		100	172.6	29	6.000
United Kingdom		GBP		100	172.6	21	5.375
United Kingdom		GBP		100	172.6	10	5.500
United Kingdom		GBP		100	172.6	29	6.000
United Kingdom		USD		250	275.2	2	6.125
United Kingdom		USD		100	107.5	7	7.250
June	Luxembourg	USD		100	107.5	9	5.250
	Luxembourg	EUR		50	50.0	5	structured
	Luxembourg	USD	(1)	100	107.5	3	6.750
	Luxembourg	USD	(1)	100	107.5	4	6.250
	Luxembourg	USD	(1)	250	268.7	9	5.875
	Czech Republic	CZK	(1)	1 000	27.7	9	8.200
	United Kingdom	GBP		175	281.1	10	5.500
	United Kingdom	GBP		100	160.6	17	8.750
	United Kingdom	USD	(1)	1 000	1 074.9	5	7.250
	United Kingdom	GBP		75	120.5	39	5.000
	United Kingdom	GBP		100	160.6	21	5.375
	United Kingdom	GBP		200	321.3	9	5.500
	July	Luxembourg	EUR	(2)	200	200.0	3
Luxembourg		EUR	(2)	600	600.0	4	5.250
Luxembourg		USD		250	261.6	2	6.125
Luxembourg		ZAR	(1)	100	15.4	9	13.500
Luxembourg		ZAR	(1)	100	15.4	5	13.000
United Kingdom		GBP		100	158.2	4	6.000
United Kingdom		GBP		125	197.7	39	5.000
United Kingdom		GBP		100	158.2	14	6.250
United Kingdom		USD	(1)	400	418.6	3	6.750
United Kingdom		GBP		100	158.2	28	6.000
United Kingdom		GBP		100	158.2	5	6.125
United Kingdom		GBP		250	395.4	32	5.625
United Kingdom	GBP		75	118.6	39	5.000	
United Kingdom	GBP		100	158.2	14	6.250	

Table P : Borrowings signed in 2000 (continued)

Month of issue	Place of issue	Subscription currency	Characteristics	Amount (million) Currency	Amount (million) EUR	Life (years)	Coupon (%)	
August	Luxembourg	USD		100	108.2	7	7.250	
	United Kingdom	GBP		100	161.8	14	6.250	
	United Kingdom	GBP		100	161.8	32	5.625	
	United Kingdom	GBP		100	161.8	6	7.625	
	United Kingdom	USD	(1)	250	270.5	2	6.750	
September	Switzerland	CHF		500	323.1	3	4.000	
	United Kingdom	GBP		100	163.1	28	6.000	
	United Kingdom	GBP		175	285.4	21	5.375	
	United Kingdom	GBP		100	163.1	32	5.625	
	United Kingdom	GBP		150	244.6	7	7.625	
	United Kingdom	GBP		100	163.1	29	6.000	
	United Kingdom	GBP		650	1 060.0	5	6.125	
	United Kingdom	GBP		100	163.1	32	5.625	
	United Kingdom	GBP		100	163.1	6	7.625	
October	Luxembourg	EUR	(2)	250	250.0	4	5.250	
	Luxembourg	EUR	(2)	3 000	3 000.0	10	5.625	
	Luxembourg	GBP		40	67.3	28	zero coupon	
	Luxembourg	ZAR	(1)	50	7.8	10	13.000	
	United Kingdom	GBP		100	167.6	21	5.375	
	United Kingdom	GBP		100	167.6	14	6.250	
	United Kingdom	GBP		150	251.4	17	8.750	
	United Kingdom	GBP		133	222.6	4	6.000	
	United Kingdom	GBP		100	167.6	9	5.500	
	United Kingdom	USD	(1)	400	456.4	2	6.750	
	United Kingdom	GBP		100	167.6	14	6.250	
	United Kingdom	GBP		75	125.7	32	5.625	
	United Kingdom	GBP		100	167.6	6	7.625	
	United Kingdom	GBP		100	167.6	8	6.250	
	United Kingdom	GBP		300	502.8	14	6.250	
	Switzerland	CHF		200	131.5	3	4.000	
	Taiwan	TWD		4 000	145.8	5	5.240	
	November	Luxembourg	EUR	(2)	250	250.0	3	5.250
		Luxembourg	ZAR	(1)	100	15.6	6	12.500
Luxembourg		ZAR	(1)	100	15.6	3	11.500	
Luxembourg		EUR	(1)	50	50.0	3	zero coupon	
Luxembourg		PLN	(1)	115	29.4	4	zero coupon	
Luxembourg		PLN	(1)	100	25.5	5	15.000	
United Kingdom		GBP		250	430.4	19	structured	
United Kingdom		GBP		150	258.2	17	8.750	
United Kingdom		GBP		100	172.1	17	8.750	
United Kingdom		GBP		75	129.1	39	5.000	
United Kingdom		GBP		100	172.1	21	5.375	
December		Luxembourg	GBP		57	93.2	28	zero coupon
		Luxembourg	PLN	(1)	150	38.7	5	13.600
	Luxembourg	ZAR	(1)	50	7.5	10	13.000	
	United Kingdom	GBP		100	163.2	19	structured	
	United Kingdom	GBP		100	163.2	8	6.250	
	United Kingdom	USD	(1)	250	287.9	5	7.250	
	United Kingdom	GBP		75	122.4	38	5.000	
	Taiwan	TWD		4 000	139.5	3	5.150	
	Taiwan	TWD		2 000	69.8	4	5.200	
	Taiwan	TWD		1 000	34.9	5	5.250	
	120 operations				28 027.7			

(1) MTN; (2) EARN

PRIVATE BORROWING OPERATIONS

5	HKD	(1)	3 900	524.2	6.83-7.75
3	EUR	(1)	268	267.9	zero coupon
8	JPY	(1)	17 000	182.3	structured
16 operations				974.4	

N.B.: Zero coupon issues are calculated on the basis of the nominal amount multiplied by the issue price.

GRAND TOTAL 136 operations (*)

29 002.1

(*) Effectively 149 transactions, given that certain operations were conducted in a number of tranches.

Table Q : Borrowings signed in 2000

(EUR million)

	Before swaps		Swaps	After swaps	
	Amount	%	amount	Amount	%
LONG AND MEDIUM-TERM OPERATIONS					
<i>European Union</i>	20 959	72.3	2 805	23 764	81.8
EUR	6 607	22.8	5 759	12 366	42.6
DKK	—	—	108	108	0.4
GBP	14 352	49.5	- 3 247	11 105	38.2
SEK	—	—	185	185	0.6
Total Pre-In	14 352	49.5	—	11 398	39.3
<i>Outside the European Union</i>	8 042	27.7	- 2 769	5 274	18.2
CHF	641	2.2	—	641	2.2
CZK	111	0.4	28	139	0.5
HKD	524	1.8	- 524	—	—
JPY	182	0.6	180	363	1.2
NOK	—	—	78	78	0.3
PLN	93	0.3	- 42	52	0.2
TWD	390	1.3	- 390	—	—
USD	5 975	20.6	- 2 084	3 891	13.4
ZAR	126	0.4	- 16	110	0.4
TOTAL	29 002	100	36 (1)	29 038	100
- of which: fixed	28 308	97.6	- 23 276 (2)	5 032	17.3
- of which: floating	694	2.4	23 312 (2)	24 006	82.7

(1) Exchange adjustments; (2) After fixed/reverse floaters

**Table R : Borrowings signed (before swaps)
under medium-term note or debt issuance programmes**

(Amounts in million)

	Number of operations		Currency	EUR
Total EU	6	—	—	518
	6	EUR	518	518
Total Non-EU	42	—	—	5 876
	3	CZK	4 000	111
	5	HKD	3 900	524
	8	JPY	17 000	182
	3	PLN	365	93
	14	USD	4 553	4 839
	9	ZAR	800	126
Total	48	—	—	6 394

Table S : Borrowings signed (after swaps) from 1996 to 2000

(EUR million)

	1996		1997		1998		1999		2000	
	amount	%	amount	%	amount	%	amount	%	amount	%
1. Resources raised										
European Union										
ECU/EUR (*)	500	2.8	1 300	5.6	3 554	11.8	12 422	43.8	12 366	42.6
DEM	5 285	30.1	3 437	14.9	4 675	15.5	—	—	—	—
FRF	655	3.7	2 590	11.2	847	2.8	—	—	—	—
ITL	4 398	25.1	5 044	21.9	4 219	14.0	—	—	—	—
BEF	19	0.1	—	—	—	—	—	—	—	—
NLG	84	0.5	17	0.1	—	—	—	—	—	—
IEP	102	0.6	58	0.3	—	—	—	—	—	—
LUF	65	0.4	99	0.4	—	—	—	—	—	—
ESP	2 034	11.6	2 599	11.3	1 102	3.7	—	—	—	—
PTE	358	2.0	1 092	4.7	395	1.3	—	—	—	—
ATS	—	—	—	—	—	—	—	—	—	—
FIM	34	0.2	45	0.2	128	0.4	—	—	—	—
Total: Euro-11	13 533	77.1	16 280	70.7	14 921	49.6	12 422	43.8	12 366	42.6
DKK	88	0.5	134	0.6	30	0.1	186	0.7	108	0.4
GBP	2 168	12.4	2 875	12.5	8 069	26.8	6 974	24.6	11 105	38.2
GRD	97	0.6	161	0.7	255	0.8	15	0.1	—	—
SEK	191	1.1	189	0.8	120	0.4	60	0.2	185	0.6
Total: Pre-In	2 544	14.5	3 359	14.6	8 474	28.2	7 236	25.5	11 398	39.3
Total	16 078	91.6	19 639	85.3	23 395	77.7	19 658	69.3	23 764	81.8
of which: fixed	8 970	51.1	10 242	44.5	13 956	46.4	4 641	16.4	4 200	14.5
of which: floating	7 108	40.5	9 397	40.8	9 439	31.4	15 017	53.0	19 564	67.4
Outside the European Union										
CHF	165	0.9	566	2.5	125	0.4	622	2.2	641	2.2
CZK	—	—	—	—	11	0.1	85	0.3	139	0.5
HUF	—	—	—	—	28	0.1	49	0.2	—	—
JPY	580	3.3	541	2.4	—	—	—	—	363	1.2
NOK	—	—	—	—	60	0.2	—	—	78	0.3
PLN	—	—	—	—	—	—	—	—	52	0.2
USD	698	4.0	2 211	9.6	6 451	21.4	7 825	27.6	3 891	13.4
ZAR	33	0.2	68	0.3	29	0.1	116	0.4	110	0.4
Total	1 476	8.4	3 387	14.7	6 703	22.3	8 697	30.7	5 274	18.2
of which: fixed	1 156	6.6	2 116	9.2	2 001	6.6	1 865	6.6	832	2.9
of which: floating	320	1.8	1 271	5.5	4 702	15.6	6 833	24.1	4 442	15.3
TOTAL	17 553	100.0	23 025	100.0	30 098	100.0	28 355	100.0	29 038	100.0
of which: fixed	10 126	57.7	12 358	53.7	15 957	53.0	6 506	22.9	5 032	17.3
of which: floating	7 427	42.3	10 668	46.3	14 141	47.0	21 850	77.1	24 006	82.7
Medium and long-term operations										
- Public borrowing operations	17 066	97.2	22 438	97.5	29 660	98.5	26 743	94.3	28 064	96.6
- Private borrowing operations	487	2.8	587	2.5	438	1.5	1 613	5.7	974	3.4
of which medium-term notes	2 989	17.0	5 377	23.4	5 633	18.7	8 709	30.7	—	—
2. Euro debt exchange offer programme										
	—	—	—	—	1 318 (1)	—	961 (1)	—	—	—
GRAND TOTAL	17 553		23 025		31 417		29 317		29 038	

(*) 1996: ECU; 1997-1998: EUR with issue price and coupon initially payable in ECU; 1999-2000: EUR

(1) 1998: DEM FRF ITL; 1999: EUR FRF ITL

Table T : Resources raised in ECU/EUR from 1981 to 2000 (*)

(Amounts in million)

Year	Fixed-rate borrowings			Floating-rate borrowings			Raised in ECU/EUR (A)	Total raised (B)	A/B as %
	Before swaps	After swaps	After swaps	Commercial paper	Certificates of deposit	Total			
1981-1995	10 760	10 460	2 375	1 200	400	4 321	14 446	126 692	11.40
1996	650	500	—	—	—	—	500	17 553	2.85
1997	1 300	1 300	—	—	—	—	1 300	23 025	5.65
1998	3 500	2 850	704	—	—	704	3 554	30 098	11.81
1999	11 253	2 155	10 267	—	—	10 267	12 422	28 355	43.81
2000	6 507	1 742	10 624	—	—	10 624	12 366	29 038	42.59
Total	33 970	19 007	23 970	1 200	400	25 916	44 588	254 762	17.50

(*) Funds raised (excluding liquid holdings).

From 1997 to 1998, euro-denominated issues with issue price and coupon initially payable in ECU. Euro introduced as from 1999.

Conversion rates

The conversion rates used by the EIB during each quarter for recording statistics of its financing operations – contract signatures and disbursements – as well as of its borrowings are those obtaining on the last working day of the previous quarter; in 2000, these were as follows:

		2000			
1 euro =	EUR				
		31.12.1999 1st quarter 2000	31.03.2000 2nd quarter 2000	30.06.2000 3rd quarter 2000	30.09.2000 4th quarter 2000
Austrian Schilling	ATS	13.7603			
Belgian franc	BEF	40.3399			
Deutsche Mark	DEM	1.95583			
Spanish peseta	ESP	166.386			
Finnish markka	FIM	5.94573			
French franc	FRF	6.55957			
Irish pound	IEP	0.787564			
Italian lira	ITL	1 936.27			
Luxembourg franc	LUF	40.3399			
Netherlands guilder	NLG	2.20371			
Portuguese escudo	PTE	200.482			
Danish krone	DKK	7.44330	7.44600	7.45690	7.45700
Pound sterling	GBP	0.62170	0.598500	0.617900	0.596700
Greek drachma	GRD	330.300	334.700	337.300	339.300
Swedish krona	SEK	8.56250	8.28250	8.49500	8.52650
United States dollar	USD	1.00460	0.955300	0.955600	0.87650
Japanese yen	JPY	102.730	98.5300	100.570	94.9400

The EIB wishes to thank promoters and agencies for the photographs illustrating this report: Masterfile (cover, p.13), Fotostock (p.2), La Vie du Rail (p.4), Øresund/Vision (p.4), Flughafen Düsseldorf GmbH (p.5), Treno Alta Velocità SpA (p.9), Stora Enso (p.11), Västerås Stadskraftvärmeverk AB (p.12), Sue Cunningham (p.14), Barcs Endre (p.15), Telefónica (p.20).

For further information on EIB activity, please contact the Information and Communications Department, Adam McDonough, tel. (+352) 4379 3147, fax (+352) 4379 3189.

Projects eligible for financing

Within the European Union, projects considered for EIB financing must contribute to one or more of the following objectives:

- strengthening economic and social cohesion: promoting business activity to foster the economic advancement of the less favoured regions;
- promoting investment focused on a knowledge-based and innovation-driven society;
- improving infrastructure and services in the health and education sectors, key contributors to human capital formation;
- developing transport, telecommunications and energy transfer infrastructure networks with a Community dimension;
- preserving the natural and urban environment, notably by drawing on renewable energy;
- securing the energy supply base by more rational use, harnessing of indigenous resources and import diversification;
- assisting the development of SMEs by enhancing the financial environment in which they operate:
 - * *through medium and long-term loans,*
 - * *through venture capital support.*

In the **Accession Countries**, the EIB underpins development of basic infrastructure, the creation of new activities, protection of the environment and transfer of the existing body of pertinent Community legislation.

Outside the Union, the Bank participates in implementing the Union's development aid and cooperation policies through long-term loans from own resources or subordinated loans and risk capital from EU or Member States' budgetary funds. It operates in:

- the non-member Mediterranean Countries by helping to attain the objectives of the Euro-Mediterranean Partnership with sights set on the establishment of a Customs Union by 2010;
- the African, Caribbean and Pacific States (ACP), South Africa and the OCT;
- Asia and Latin America where it supports certain types of project of mutual interest to the Union and the countries concerned;
- the Balkans where it contributes to the goals of the Stability Pact by directing its lending specifically towards reconstruction of basic infrastructure and projects with a regional dimension.

Brochures outlining the Bank's financing facilities and presenting EIB operations according to countries, areas or objectives are available on the Bank's website as well as on request from the Information and Communications Department.

Principal Publications

Statute:

The EIB's Statute sets out the legal, financial and administrative framework for the Bank's activities; it was established by a Protocol annexed to the Treaty of Rome, of which it forms an integral part.

Available in all EU official languages.

General presentation:

• Annual Report

Available in English, French and German.

• Annual Brochure

Available in all EU official languages.

• Statistical Supplement

Available in English, French and German.

• Videotapes

The video film "Investing in Europe's Future", produced in 2000, presents the EIB, its role and activities.

Available in English, French and German.

• EIB Information

A regular bulletin featuring topical articles on EIB activity.

Available in English, French, German and Italian.

• 40 Years' Activity

Statistical review of operations.

Published in 1998.

Available in English, French and German.

EIB Papers

A six-monthly publication, EIB Papers present the results of research carried out by the EIB's Chief Economist's Department together with contributions from external scholars and specialists. Available in English.

Country fact sheets and brochures

These publications describe EIB financing facilities available in different countries and geographical areas.

Thematic brochures:

• EIB Lending and Borrowing during the changeover to the euro

An operational guide to the euro.

Published in 1998.

Available in all EU official languages.

• Information policy

Rules on public access to EIB documents.

Published in 1997.

Available in all EU official languages.

• Environmental Policy Statement

Document covering guidelines, standards and procedures in the environmental field.

Published in June 1996.

Available in all EU official languages.

• Guide to tendering for contracts financed by the EIB

This guide aims to provide promoters of projects financed by the EIB and their suppliers with information on the procedures attaching to EIB financing with regard to tendering, briefing of potential bidders and compliance with Community legislation.

Published in June 1996.

Available in all EU official languages.

• The "Innovation 2000 Initiative"

This brochure presents the EIB's dedicated action programme for building a knowledge and innovation-based Europe.

Published in October 2000.

Available in English, French and German.

• EIB Group support for SMEs

This brochure describes EIB facilities to assist SMEs.

Published in January 2001.

Available in English, French, German, Italian and Spanish.

Reports produced by the EIB's Operations Evaluation Department:

The remit of the EIB's Operations Evaluation Department is to conduct impartial evaluations of the contribution to EU objectives of operations financed by the Bank. The various reports published are available in English, French and German.

Structured, regularly updated information is also available on

Internet: www.eib.org

All EIB publications and video films available, plus a full list of these, can be obtained on request from the Information and Communications Department

Fax (+352) 4379 3189

EIB Group addresses

European Investment Bank

100, boulevard Konrad Adenauer
L-2950 Luxembourg
Tel. (+352) 43 79-1
Fax (+352) 43 77 04

Internet: www.eib.org
E-mail: info@eib.org



*Department for operations in:
Italy, Greece, Cyprus and Malta*
Via Sardegna, 38
I - 00187 Rome
Tel. +39 - 06 - 47 19-1
Fax +39 - 06 - 42 87 34 38

Athens Office:
364, Kifissias Ave & 1, Delfon
GR - 152 33 Halandri/Athens
Tel. +30 (1) 682 45 17-9
Fax +30 (1) 682 45 20

Berlin Office:
Lennéstrasse, 17
D - 10785 Berlin
Tel. +49 (0) 30 59 00 479 - 0
Fax +49 (0) 30 59 00 47 99

Brussels Office:

Rue de la Loi 227
B - 1040 Brussels
Tel. +32 (0) 2 - 235 00 70
Fax +32 (0) 2 - 230 58 27

Lisbon Office:

Regus Business Center
Avenida da Liberdade, 110 - 2°
P - 1269-046 Lisbon
Tel. +351 - 21 342 89 89 or 21 342 88 48
Fax +351 - 21 347 04 87

Madrid Office:

Calle José Ortega y Gasset, 29
E - 28006 Madrid
Tel. +34 - 914 311 340
Fax +34 - 914 311 383

European Investment Fund

43, avenue J.F. Kennedy
L-2968 Luxembourg
Tel. (+352) 42 66 88 - 1
Fax (+352) 42 66 88 - 200

Internet: www.eif.org
E-mail: info@eif.org



European Investment Fund



Europäische Investitionsbank
European Investment Bank
Banque européenne d'investissement

ISBN 92-861-0004-3



9 789286 100048 >