



The EIB Group in the year 2002

Projects financed and statistics

EIB Group: key data

(EUR million)

European Investment Bank

Activity in 2002

Loans signed _____	39 618
European Union	33 443
Accession Countries	3 641
Partner Countries	2 534
Loans approved _____	52 824
European Union	42 891
Accession Countries	6 589
Partner Countries	3 344
Loans disbursed _____	35 214
From the Bank's resources	35 007
From budgetary resources	206
Resources raised (after swaps) _____	38 016
Community currencies	29 165
Non-Community currencies	8 851

Situation as at 31.12.2002

Outstandings	
Loans from the Bank's resources	233 561
Guarantees provided	466
Financing from budgetary resources	2 590
Short, medium and long-term borrowings	181 167
Own funds	24 615
Balance sheet total	220 769
Net profit for year	1 294
Subscribed capital	100 000
of which paid in	6 000

European Investment Fund

Activity in 2002

Contracts signed _____	1 707
Venture capital (36 funds)	472
Guarantees (32 operations)	1 236

Situation as at 31.12.2002

Operational portfolio	6 954
Venture capital (184 funds)	2 450
Guarantees (109 operations)	4 504
Subscribed capital	2 000
of which paid in	400
Net profit for year	19
Reserves and provisions	162



Douro

Metro do Porto

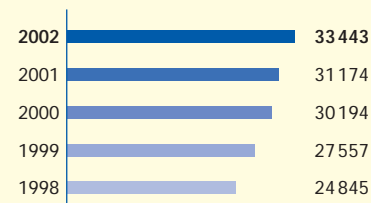
European Investment Bank

European Union

Loans concluded for capital investment within the European Union in 2002 totalled 33 443 million (see detailed breakdown in table below).

The corresponding operations were financed from own resources - made up chiefly of the proceeds of the EIB's capital market borrowings as well as its own funds (paid-in capital and reserves). These operations give rise to financial commitments for the Bank and are accounted for in its balance sheet.

The EIB cooperates closely with a large number of financial institutions and commercial banks, with which it concludes global loans for financing small and medium-scale projects in the industrial, service, health, education and infrastructure sectors. It also grants individual loans through the intermediary of banks and financial institutions.



Geographical breakdown of loans concluded (EUR million)

	2002		1998-2002	
	Amount	%	Amount	%
Belgium	479	1.4	2 430	1.7
Denmark	1 027	3.1	4 826	3.3
Germany	6 504	19.4	29 103	19.8
Greece	1 072	3.2	6 607	4.5
Spain	5 426	16.2	21 302	14.5
France	4 023	12.0	18 209	12.4
Ireland	400	1.2	1 647	1.1
Italy	6 041	18.1	25 451	17.3
Luxembourg	74	0.2	489	0.3
Netherlands	538	1.6	2 295	1.6
Austria	998	3.0	3 489	2.4
Portugal	1 770	5.3	8 515	5.8
Finland	744	2.2	3 011	2.0
Sweden	720	2.2	3 490	2.4
United Kingdom	3 328	10.0	15 175	10.3
Art.18 (1)	300	0.9	1 174	0.8
European Union	33 443	100	147 213	100

Note:

In the following lists, the Community policy objectives with which individual loans comply are highlighted by symbols in the right-hand column.

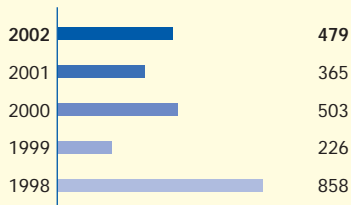
These symbols are as follows:

- ☛ regional development
- 👤 human capital
- 📡 European communications infrastructure
- 🌿 environment and quality of life
- ⚡ energy
- ⚙️ industrial competitiveness

Unless otherwise indicated, global loans cover a number of sectors and objectives.

Amounts relating to projects appearing in these lists are expressed in millions of euro.

(1) Projects with a European dimension outside the territory of the Member States



Finance contracts signed: 479 million

of which
Individual loans: 179 million
Global loans: 300 million

Individual loans targeted the transport (35 million), telecommunications (44 million) and water management (100 million) sectors.

Individual loans

Construction and upgrading of high-speed rail lines between Brussels and Antwerp (northern branch) and between Brussels and Liège (eastern branch)

<i>Société Nationale des Chemins de Fer Belges</i>	35.2	⚡	↕
<i>Telenet Bidco N.V.</i>	4.5		↕
<i>Telenet Vlaanderen N.V.</i>	39.2		↕

Integration of cable TV and telecommunications network

Construction of wastewater collection and treatment facilities in Flemish Region

<i>Aquafin N.V.</i>	100.0		≈
---------------------	-------	--	---

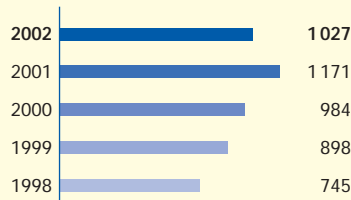
Global loans

For financing small and medium-scale ventures

<i>KBC Bank N.V.</i>	150.0		
<i>Banque Bruxelles Lambert S.A.</i>	150.0		



Telecommunications network



Finance contracts signed: 1 027 million

of which
Individual loans: 893 million
Global loans: 134 million

Individual loans focused on energy (325 million), transport (487 million) and services (81 million for the modernisation and automation of the mail distribution system).

Individual loans

Construction of 300 km gasline in Danish sector of North Sea

<i>DONG A/S</i>	134.7		⚡
-----------------	-------	--	---

Upgrading and expansion of high-voltage power grid

<i>Eltra Amba</i>	190.5		⚡
-------------------	-------	--	---

Construction of light railway network in Copenhagen

<i>Ørestadsselskabet I/S</i>	176.8		≈
------------------------------	-------	--	---

Acquisition of rolling stock and locomotives for Copenhagen's suburban lines and line across Øresund

<i>Danske Statsbaner-DSB</i>	201.7		↕
------------------------------	-------	--	---

Construction of container terminal and expansion of existing facilities

<i>Århus Havn</i>	45.7		↕
-------------------	------	--	---

Construction of new passenger terminal and associated air and land side facilities at Billund airport (Jutland)

<i>Billund Lufthavn A/S</i>	62.6		↕
-----------------------------	------	--	---

Modernisation and automation of mail distribution system and installation of new automatic parcels distribution system in 10 sorting centres

<i>Post Danmark</i>	80.6		↕
---------------------	------	--	---

Global loans

For financing small and medium-scale ventures

<i>KommuneKredit</i>	134.5		
----------------------	-------	--	--



Billund airport

⚡ regional development ⚡ human capital ≈ European communications infrastructure

Finance contracts signed: 6 504 million

of which

Individual loans: 3 740 million

Global loans: 2 764 million



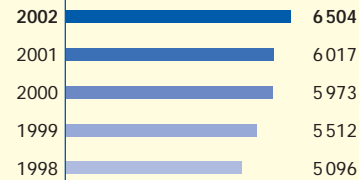
Individual loans were provided for the energy sector (21 million), transport (1 284 million), water management and urban infrastructure (1 093 million), industry and services (795 million) and health and education (547 million).

Individual loans in the eastern Länder accounted for 53% of the EIB's individual lending in Germany as a whole. They primarily targeted the electronics industry (530 million), including in particular the construction of a research and development site for semiconductors in Dresden. In the health and education sectors, operations in support of the renovation and modernisation of hospitals and, in Mecklenburg-Vorpommern, construction and refurbishment of higher education facilities continued.

Individual loans

Construction and operation of toll road tunnel in Rostock (Mecklenburg-Vorpommern)	Warnowquerung GmbH & Co. KG	104.8	✦ ↕
Construction of container terminal at Hamburg-Altenwerder	HHLA Container-Terminal Altenwerder GmbH	30.0	↕
Improvement of Mannheim's urban environment: urban transport; rehabilitation of derelict industrial sites and delapidated areas; refurbishment and upgrading of education facilities	Stadt Mannheim	14.0	⚡ ≈
Upgrading and extension of Leipzig and Dresden airports (Saxony)	Flughafen Dresden GmbH	99.8	✦ ↕
	Flughafen Leipzig Halle GmbH	87.8	✦ ↕
Extension of Düsseldorf airport	Flughafen Düsseldorf GmbH	291.5	↕
Freiburg bypass (Baden-Württemberg)	Bundesrepublik Deutschland	94.5	≈
Construction of new terminal at Munich airport (Bavaria)	Mobilien-Verwaltungsgesellschaft Terminal 2 MbH	90.0	↕
Construction of high-speed railway line between Cologne and Frankfurt, with new stations at Siegburg, Montabaur, Limburg and Frankfurt International Airport	Deutsche Bahn AG	400.0	↕
Construction of motorway section through Bremen-Neustadt	Freie Hansestadt Bremen	15.0	✦ ↕
Expansion of yard at Bremerhaven container terminal in Weser estuary (north-west Germany)	Freie Hansestadt Bremen	25.0	✦ ↕
Improvements to Saarland's road network	Saarland	40.0	✦ ↕
Rehabilitation and expansion of sewerage and stormwater network in Hamburg	Hamburger Städtentwässerung	129.5	≈
Modernisation of water supply and wastewater networks in Saxony-Anhalt	Land Sachsen-Anhalt	185.0	✦ ≈
Construction of multi-purpose flood barrier on lower Ems river in north-west Germany (Lower Saxony)	Niedersächsischer Landesbetrieb für Wasserwirtschaft & Küstenschutz	110.0	✦ ≈
Modernisation and expansion of water supply and sewerage networks in Berlin and Brandenburg	Berliner Wasserbetriebe, Anstalt des Öffentlichen Rechts	215.0	✦ ≈
Construction and upgrading of wastewater treatment plants in Ruhr basin (North Rhine-Westphalia)	Ruhrverband	21.7	≈
Urban transport, urban renewal and education infrastructure schemes in Leipzig (Saxony)	Stadt Leipzig	85.0	✦⚡ ≈
Upgrading of urban infrastructure in small communities in Lower Saxony	Norddeutsche Landesbank Girozentrale	75.0	✦ ≈
Regeneration of former customs and port area in Hamburg, north of river Elbe	Freie und Hansestadt Hamburg	15.0	≈

≈ environment and quality of life ↕ energy ✦ industrial competitiveness



Emssperrwerk flood barrier



Research and development

Road and urban infrastructure improvements in Brandenburg	Land Brandenburg	102.5	☞	
Rehabilitation of old (pre-1970) housing stock in Berlin	Public and private-sector housing companies	100.0	☞	
Urban renewal in Saxony's social housing sector	Public and private-sector housing companies	50.0	☞	
Construction of multi-purpose pharmaceutical synthesis plant in Ingelheim (Rhineland-Pfalz)	Boehringer Ingelheim Pharma KG	40.0		*
Construction of pilot line for production of semiconductors in Dresden (Saxony)	Infineon Technologies Semiconductor 300 GmbH & Co. KG	110.0	☞	*
Rationalisation and modernisation of plants manufacturing semi-finished copper products in Germany, Italy, France and Spain	Kabel Metal Europa AG	6.5	☞	*
Expansion of biopharmaceutical research, development and production facilities in Biberach (Baden-Württemberg)	Boehringer Ingelheim Pharma KG	62.5		*
Construction of research facilities and production plant for new generation of optical systems employed in sub-micron lithography	Carl Zeiss	75.0		*
Construction of research, development and production site for semiconductors in Dresden (Saxony)	Infineon Technologies Semiconductor 300 GmbH & Co. KG	240.0	☞	*
Construction of particleboard and oriented strand board mill in Nettgau (Saxony-Anhalt)	Glunz AG	50.0	☞	
Construction of rechargeable battery manufacturing plant	Ionity AG	30.5	☞	*
Construction of car manufacturing plant in Leipzig (Saxony)	Bayerische Motoren Werke AG	100.0	☞	
Construction of solar module production plant and photovoltaic R&D in Alzenau (Bavaria)	RWE Solar GmbH RWE Solutions AG	35.0 35.0		* *
Construction of development centre on campus of European Molecular Biology Laboratory for start-up biotechnology companies in Heidelberg (Baden-Württemberg)	European Molecular Biology Laboratory Technologiepark Heidelberg GmbH	15.2 16.8		* *
Construction of buildings and modernisation work at Kiel University (Schleswig-Holstein) and Berlin Academy of Arts	Akademie der Künste	24.0	☞	
Construction and refurbishment of facilities in several hospitals in Saxony	Freistaat Sachsen	201.3	☞	
Rationalisation and modernisation of hospitals in Thuringia	Freistaat Thüringen	50.0	☞	
Construction of university facilities in Heidelberg (Baden-Württemberg) and Göttingen (Lower Saxony)	Land Baden-Württemberg Land Niedersachsen	68.3 28.7	☞	
Construction and refurbishment of various higher education facilities in Wismar, Rostock, Stralsund, Greifswald and Neubrandenburg (Mecklenburg-Vorpommern)	Land Mecklenburg-Vorpommern	170.0	☞	

Global loans

For financing small and medium-scale ventures

Bayerische Landesbank Girozentrale	50.0
DGZ-Dekabank Deutsche Kommunalbank	30.0
Dresdner Bank AG	20.0
DZ Bank AG Deutsche Zentral Genossenschaftsbank	16.0
Landesbank Rheinland-Pfalz Girozentrale	59.3
Landesbank Saar Girozentrale	50.0
IKB Deutsche Industriebank AG	75.0
Deutsche Bank AG	50.0
Landesbank Baden-Württemberg	129.1
Kreditanstalt für Wiederaufbau KfW	103.7
Landesbank Hessen-Thüringen Girozentrale	150.8
Bayerische Hypo- und Vereinsbank AG Hypovereinsbank	100.0
Deutsche Kreditbank AG-DKB	50.0
Landwirtschaftliche Rentenbank	50.0
Norddeutsche Landesbank Girozentrale	50.0
Deutsche Bank AG	100.0
Bremer Landesbank Kreditanstalt Oldenburg - Girozentrale	75.1
Landesbank Schleswig-Holstein Girozentrale	76.2
Norddeutsche Landesbank Girozentrale	98.6
Commerzbank AG	250.0
Landesbank Hessen-Thüringen Girozentrale	149.8
IKB Deutsche Industriebank AG	50.9
Bremer Landesbank Kreditanstalt Oldenburg - Girozentrale	100.0

☞ regional development || human capital ☞ European communications infrastructure

Landesbank Schleswig-Holstein Girozentrale	50.0
Norddeutsche Landesbank Girozentrale	150.0
Commerzbank AG	250.0

Emergency relief programme in Central Europe following floods of August 2002

Deutsche Bank AG	40.0
Land Sachsen-Anhalt	101.0
Norddeutsche Landesbank Girozentrale	34.0
Commerzbank AG	25.0
Landesbank Sachsen Girozentrale	130.0
Sächsische Aufbaubank GmbH	100.0

Finance contracts signed: 1 072 million

of which

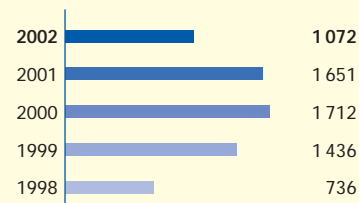
Individual loans: 1 072 million



Individual loans were directed towards the energy sector (150 million), transport and telecommunications (422 million) and urban infrastructure (500 million for the construction and upgrading of facilities in Athens and other Greek towns hosting the 2004 Olympic Games).

Individual loans

Upgrading of electricity transmission and distribution networks	Public Power Corporation	150.0	↗	↘
Construction of ring road north of Athens, forming part of Patras-Athens-Thessaloniki trunk road and linking Athens city centre to new international airport	Attiki Odos SA	106.6	↔	↔
Construction of motorway sections on Egnatia trunk road (northern Greece) and Thessaloniki bypass	Elliniki Dimocratia	75.0	↔	↔
Construction of motorway section between Igoumenitsa and Panagia on western part of Egnatia trunk road	Elliniki Dimocratia	140.0	↔	↔
Upgrading and expansion of mobile telecommunications network	Stet Hellas SA	100.0	↔	↔
Construction and upgrading of infrastructure and facilities in Athens and other Greek towns (2004 Athens Olympic Games)	Elliniki Dimocratia	500.0	↗	≈



Upgrading road infrastructure

Finance contracts signed: 5 426 million

of which

Individual loans: 3 396 million

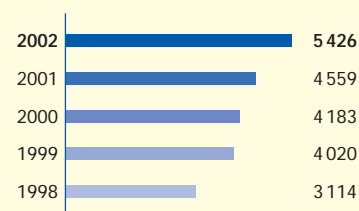
Global loans: 2 030 million



Individual loans were advanced for the energy (400 million), communications (1 857 million), water management and urban infrastructure (893 million), industrial (165 million) and health (81 million) sectors.

Individual loans

Upgrading and expansion of power transmission and distribution network	Unión Fenosa SA	150.0	↗	↘
Upgrading and expansion of electricity distribution network	Iberdrola SA	200.0	↗	↘
Upgrading and expansion of power transmission network	Red Eléctrica de España SA	50.0	↗	↘
Expansion of port of Valencia	Autoridad Portuaria de Valencia	28.5	↔	↔
Expansion of port of Barcelona	Autoridad Portuaria de Barcelona	20.0	↔	↔
Construction of infrastructure, acquisition and modernisation of rolling stock for Valencia metro	Ferrocarrils de la Generalitat Valenciana	65.0	↗	≈
Construction of new metro line in south of Madrid	Comunidad Autónoma de Madrid	300.0	↗	≈



≈ environment and quality of life ↘ energy * industrial competitiveness



Intermodal terminal, Barcelona

Modernisation and expansion of Madrid/Barajas airport <i>Ente Público de Aeropuertos Españoles y Navegación Aérea</i>	600.0	✦	⇕
Modernisation of railway infrastructure and rolling stock <i>Ferrocarriles de Vía Estrecha Feve</i>	36.0	✦	
Renewal of passenger fleet <i>Iberia Líneas Aéreas de España SA</i>	128.0	✦	⇕
Construction of motorway linking Madrid and Guadalajara to north east (Radial 2) and northern section of Madrid's outer ring road (M50) <i>Infraestructuras y Radiales SA</i>	30.0	✦	⇕
Construction of final two sections of León-Burgos motorway between Osorno and Villanueva de Argaño (Autonomous Region of Castilla y León) <i>Comunidad Autónoma de Castilla y León</i>	57.0	✦	⇕
Extension of intermodal freight handling terminal in Barcelona port area <i>Centro Intermodal de Logística SA</i>	25.0	✦	⇕
Road and urban/interurban transport infrastructure schemes <i>Gestió d'Infraestructures, S.A.</i>	58.2	✦	⇕
Construction of new tramway system in Tenerife (Canary Islands) <i>Metropolitana de Tenerife SA</i>	138.0	✦	⇕
Upgrading of road and water infrastructure <i>Comunidad Autónoma de Extremadura</i>	40.0	✦	⇕
Construction of motorway between Pamplona and Logroño <i>Comunidad Autónoma de Navarra</i>	175.0	✦	⇕
Purchase and launch of telecommunications satellite <i>Hispat SA</i>	30.0		⇕
Construction of broadband multimedia cable telecommunications network in Canary Islands <i>Cabletelca SA</i>	90.0	✦	⇕
Construction of cable telecommunications network in Aragón region <i>Aragón de Cable SA</i>	50.0	✦	⇕
Upgrading of water supply and wastewater treatment infrastructure in Valencia region <i>Comunidad Autónoma Valenciana</i>	78.0	✦	⇕
Construction of waste processing facilities at various sites on island of Mallorca <i>Tirme SA</i>	61.0	✦	⇕
Upgrading of water supply and wastewater treatment infrastructure in Seville area (Andalusia) <i>Empresa Municipal de Abastecimiento y Saneamiento de Aguas de Sevilla</i>	60.0	✦	⇕
Construction of wastewater treatment facilities in Madrid region and rehabilitation of water reservoir in Madrid <i>Canal de Isabel II</i>	66.0	✦	⇕
Co-financing of Andalusia's regional operational programme under 2000-2006 Community Support Framework <i>Comunidad Autónoma de Andalucía</i>	30.0	✦	⇕ *
Co-financing of Cantabria's regional operational programme under 2000-2006 Community Support Framework <i>Gobierno de Cantabria</i>	80.0	✦	⇕ *
Co-financing of Asturias' regional operational programme under 2000-2006 Community Support Framework <i>Principado de Asturias</i>	110.0	✦	⇕ *
Urban infrastructure schemes in Besòs district of Barcelona <i>Ayuntamiento de Barcelona</i>	90.0	✦	⇕
Modernisation and expansion of trade fair facilities in Valencia <i>Feria Muestrario Internacional de Valencia</i>	97.5	✦	⇕ *
Urban infrastructure schemes in Madrid <i>Ayuntamiento de Madrid</i>	70.0		⇕
Urban infrastructure schemes in Valencia <i>Ayuntamiento de Valencia</i>	60.0	✦	⇕
Rehabilitation and upgrading of urban infrastructure on Gran Canaria <i>Cabildo de Gran Canaria</i>	60.0	✦	⇕ *
Expansion of metal component plants throughout Spain <i>Gestamp Automoción SI</i>	100.0	✦	
Renovation of several hotels located in historic buildings <i>Paradores de Turismo de España SA</i>	40.0	✦	⇕
Expansion and modernisation of public university facilities in Madrid region <i>Comunidad Autónoma de Madrid</i>	80.7	✦	⇕
Repair of infrastructure damaged by storm of November 2001 <i>Comunidad Autónoma de Las Islas Baleares</i>	41.8	✦	⇕

✦ regional development ✦ human capital ⇕ European communications infrastructure

Global loans

For financing small and medium-scale ventures

<i>Caja de Ahorros y Monte de Piedad de Madrid</i>	150.0
<i>Banco Bilbao Vizcaya Argentaria SA</i>	300.0
<i>Instituto de Crédito Oficial</i>	400.0
<i>Institut Català de Finances</i>	30.0
<i>Ayt 10 Financiación Inversiones FTA</i>	300.0
<i>Institut Català de Finances</i>	30.0
<i>Banco Español de Crédito SA</i>	125.0
<i>Caja de Ahorros y Pensiones de Barcelona La Caixa</i>	200.0
<i>Caixa D'Estalvis de Catalunya Caja De Ahorros De Cataluña</i>	75.0
<i>Instituto Valenciano de Finanzas</i>	25.0
<i>Instituto de Crédito Oficial</i>	250.0
<i>Instituto de Finanzas de Castilla-la Mancha SA</i>	25.0
<i>Instituto de Fomento de Andalucía</i>	20.0

For financing small and medium-scale infrastructure schemes

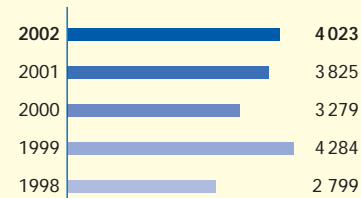
<i>Caja de Ahorros del Mediterráneo CAM</i>	100.0
---	-------

Finance contracts signed: 4 023 million

of which

Individual loans: 1 839 million

Global loans: 2 184 million



Individual loans were provided for the transport sector (1 068 million), in particular the upgrading of part of the French motorway network, industry and services (709 million) and waste management (62 million).

Individual loans

Construction (first phase) of high-speed rail line (TGV Est Europe) linking eastern France and Paris (Paris-Metz-Strasbourg line)	<i>Département du Bas-Rhin</i>	71.0	⇄
	<i>Département du Haut-Rhin</i>	24.0	⇄
A86: underground road link between Rueil-Malmaison and Pont Colbert on Greater Paris orbital motorway	<i>Compagnie Financière et Industrielle des Autoroutes</i>	200.0	≈
Construction of toll bridge in Millau (Aveyron, southern France)	<i>Eiffage SA</i>	50.0	↗ ⇄
Purchase of 22 train sets for use on France's high-speed rail network, especially Paris-Lyons line	<i>Société Nationale des Chemins de Fer Français</i>	200.0	≈
Partial renewal of rolling stock and modernisation of rail network in Brittany	<i>Région Bretagne</i>	126.0	↗ ≈
Modernisation of part of France's public motorway network through intermediary of Caisse Nationale des Autoroutes (CNA)	<i>AREA - Société des Autoroutes Rhône-Alpes SA</i>	380.0	↗ ⇄
	<i>ATMB - Autoroute et Tunnel du Mont-Blanc</i>		↗ ⇄
	<i>SAPRR - Société des Autoroutes Paris-Rhin-Rhône SA</i>		↗ ⇄
	<i>SANEF - Société des Autoroutes du Nord et de l'Est de la France</i>		↗ ⇄
	<i>SAPN - Société des Autoroutes Paris-Normandie</i>		↗ ⇄
Construction of Neufchâtel-Amiens-Saint Quentin section of A29 motorway in northern France through intermediary of Caisse Nationale des Autoroutes (CNA)	<i>SANEF - Société des Autoroutes du Nord et de l'Est de la France</i>	17.0	⇄
Construction of urban waste processing and recycling centre at Halluin, near Lille (Nord - Pas-de-Calais)	<i>Communauté Urbaine de Lille</i>	62.0	↗ ≈
Rationalisation and modernisation of plants manufacturing semi-finished copper products in Germany, Italy, France and Spain	<i>Kabel Metal Europa AG</i>	3.3	↗ ≈ *
Research and development in civil aeronautics field	<i>EADS</i>	700.0	*
Creation of technical and production facilities at new ARTE headquarters in Strasbourg	<i>Arte Geie</i>	5.5	⇄ *

Global loans

For financing small and medium-scale infrastructure schemes

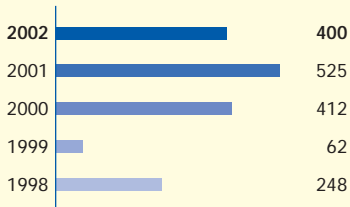
<i>Crédit Agricole SA</i>	100.0
<i>Dexia Municipal Agency</i>	298.8
<i>Caisse Nationale des Caisses d'Épargne et de Prévoyance</i>	200.0
<i>DEXIA Public Finance Bank DEXIA Crédit Local de France</i>	350.0

≈ environment and quality of life ↗ energy * industrial competitiveness



Construction site of Millau bridge, Aveyron

For financing small and medium-scale ventures promoted by SMEs	<i>Banque Fédérative du Crédit Mutuel</i>	100.0
	<i>BNP Paribas</i>	150.0
	<i>Société Générale</i>	250.0
	<i>Caisse Interfédérale de Crédit Mutuel</i>	75.0
	<i>Caisse Centrale de Crédit Coopératif</i>	75.0
For financing small and medium-scale ventures promoted by SMEs through leasing and leasing finance operations	<i>Société Générale</i>	150.0
	<i>BNP Paribas</i>	100.0
For financing small-scale public amenities of regional or local benefit	<i>Caisse Nationale des Caisses d'Epargne et de Prévoyance</i>	100.0
	<i>CDC Finance CDC Ixis</i>	100.0
For financing SME ventures in agricultural, industrial and service sectors	<i>Caisse Nationale des Caisses d'Epargne et de Prévoyance</i>	100.0
Public infrastructure rehabilitation programme following floods of September 2002 in south-east France	<i>DEXIA Public Finance Bank</i>	35.0
	<i>DEXIA Crédit Local de France</i>	



Finance contracts signed: 400 million

of which
Individual loans: 200 million
Global loans: 200 million

Individual loans were devoted to energy schemes (200 million).

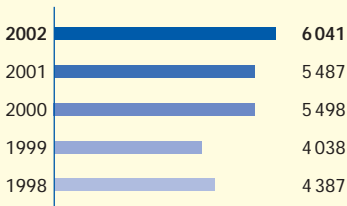
Individual loans

Upgrading and extension of power transmission and distribution networks	<i>Electricity Supply Board</i>	200.0	⚡	⚡

Global loans

For financing small and medium-scale ventures	<i>Bank of Ireland</i>	100.0
	<i>Allied Irish Banks p.l.c.</i>	100.0

Power distribution



Finance contracts signed: 6 041 million

of which
Individual loans: 3 496 million
Global loans: 2 545 million

Individual loans centred on energy (600 million), notably an investment programme for the renewable energy sector, communications (1 714 million), water management and environmental infrastructure (582 million), industry and services (600 million).

Individual loans

Investment programme for renewable energy sector	<i>Enel Green Power S.p.A.</i>	300.0	⚡	≈	⚡
Construction of two gas-fired combined-cycle heat and power plants, located near Ravenna (Emilia-Romagna) and Ferrera Erbognone, near Milan (Lombardy)	<i>Enipower S.p.A.</i>	200.0	⚡	≈	⚡
Upgrading of Milan's heat and power generating capacity	<i>AEM - Azienda Energetica Municipale AEM Milano</i>	100.0		≈	⚡
Construction of Milan-Bologna section of high-speed rail network	<i>Treno Alta Velocità - TAV S.p.A.</i>	300.0		⇒	
Acquisition of two high-speed ferries for northern Italy-Mezzogiorno routes	<i>Grandi Navi Veloci S.p.A.</i>	99.0	⚡	⇒	

⚡ regional development ⚡ human capital ⇒ European communications infrastructure

Modernisation and upgrading of some 20 ports	<i>Repubblica Italiana</i>	75.0	↔
Reconstruction and upgrading of Turin-Milan section of A4 motorway	<i>Autostrada Torino Milano</i>	150.0	↔
Upgrading of Florence-Bologna section of A1 motorway	<i>Autostrade-Concessioni e Costruzioni Autostrade S.p.A.</i>	450.0	↔
Upgrading of rolling stock and related passenger transport systems on Italy's rail network	<i>Trenitalia S.p.A.</i>	640.0	↔
Reconstruction of infrastructure and flood protection in Tuscany, Valle d'Aosta and Piedmont, regions affected by floods in Autumn 2000	<i>Regione Autonoma della Valle d'Aosta</i>	54.7	↔
	<i>Regione Toscana</i>	61.7	↔
Co-financing of multi-sector investment programme of Puglia Region under 2000-2006 Community Support Framework	<i>Regione Puglia</i>	150.0	↔ *
Infrastructure and SME investment schemes under Development Plan of Province of Ferrara (Emilia-Romagna)	<i>Provincia di Ferrara</i>	65.0	↔ *
Urban renewal schemes in Florence (Tuscany)	<i>Comune di Firenze</i>	100.0	↔
Urban renewal schemes in Bologna (Emilia-Romagna)	<i>Comune di Bologna</i>	150.0	↔
Rationalisation and modernisation of plants manufacturing semi-finished copper products in Germany, Italy, France and Spain	<i>Kabel Metal Europa AG</i>	10.2	↔ *
Upgrading of Falconara Marittima refinery (Marche)	<i>API-Anonima Petroli Italiana S.p.A.</i>	15.0	↔
Upgrading of production facilities for fresh filled pasta and prepared sauces (Lombardy and Veneto)	<i>Pastificio Rana</i>	25.0	*
Reorganisation of logistics network for postal services and modernisation of post offices	<i>Poste Italiane</i>	150.0	↔
Modernisation and automation of postal services in Italy	<i>Poste Italiane</i>	400.0	↔

Global loans

For financing small and medium-scale and SME ventures	<i>Banca delle Marche S.p.A.</i>	70.0
	<i>Banca Popolare Commercio e Industria - ABF Leasing</i>	25.0
	<i>Banca Popolare dell'Emilia Romagna - ABF Leasing</i>	25.0
	<i>Banca Nazionale del Lavoro S.p.A. - BNL - Audiovisual</i>	100.0
	<i>Banca Lombarda e Piemontese S.p.A. - Banca Lombarda</i>	75.0
	<i>San Paolo IMI S.p.A.</i>	75.0
	<i>Banca Intesa Banca Commerciale Italiana S.p.A. - Intesa Leasing</i>	200.0
	<i>Banca Popolare di Bergamo - Credito Varesino - BPB Leasing</i>	100.0
	<i>Banca Popolare di Bergamo - Credito - Varesino</i>	50.0
	<i>Banca Nazionale del Lavoro S.p.A. - BNL</i>	300.0
	<i>Banca Popolare dell'Emilia Romagna</i>	50.0
	<i>Credito Emiliano S.p.A. - CREDEM Leasing</i>	100.0
	<i>Sanpaolo IMI S.p.A. - Cardine</i>	200.0
	<i>Banca Intesa Banca Commerciale Italiana S.p.A.</i>	100.0
	<i>Mediobanca - Banca Di Credito Finanziario S.p.A. - Selmabipiemme Leasing</i>	200.0
<i>Banca Monte dei Paschi di Siena S.p.A. - Banca Verde</i>	125.0	
<i>Dolomiti Finance SRL</i>	150.0	
For financing small and medium-scale infrastructure schemes	<i>Banca Opi S.p.A.</i>	400.0
	<i>Dexia Crediop S.p.A.</i>	200.0

Finance contracts signed: 74 million

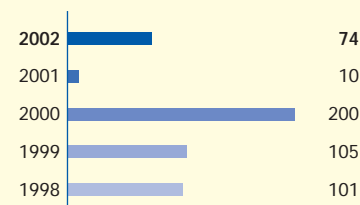
of which

Individual loans: 74 million

Individual loans

Purchase of two freighter aircraft (Boeing B747-400F)	<i>Cargolux Airlines International SA</i>	73.6	↔
---	---	------	---

Luxembourg

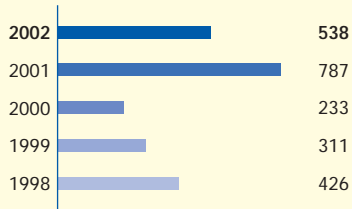


Postal services

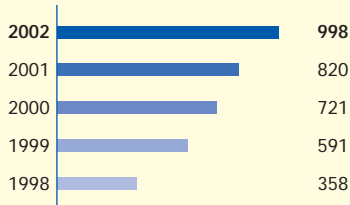


Cargo aircraft

↔ environment and quality of life ↘ energy * industrial competitiveness



Waste incineration, Alkmaar



Production of power chips, Villach

Netherlands



Finance contracts signed: **538 million**

of which
Individual loans: 275 million
Global loans: 263 million

Individual loans were advanced in favour of communications (150 million) and water management (125 million).

Individual loans

Construction of fifth runway and associated taxiways at Schiphol airport, Amsterdam	<i>Luchthaven Schiphol NV</i>	150.0	↕
Modernisation of water supply networks in northern Netherlands	<i>Waterleidingmaatschappij Drenthe NV</i>	10.0	↕
Upgrading of drinking water production and distribution facilities in The Hague area	<i>Duinwaterbedrijf Zuid-Holland NV</i>	35.0	↕
Expansion of municipal waste incineration plant with provision for heat and power generation in Alkmaar (northern Holland)	<i>Huisvuilcentrale Noord-Holland NV</i>	80.0	↕

Global loans

For financing small and medium-scale ventures	<i>Cooperatieve Centrale Raiffeisen-Boerenleenbank BA</i>	75.0
	<i>SNS Bank Nederland NV</i>	37.5
	<i>NIB Capital Bank NV</i>	150.0

Austria



Finance contracts signed: **998 million**

of which
Individual loans: 616 million
Global loans: 382 million

Individual loans were concentrated on communications (30 million), water management and urban infrastructure (151 million), industry (150 million) and health and education (285 million).

Individual loans

Improvement of public transport network in Linz (Upper Austria)	<i>Stadt Linz</i>	30.0	↕
Expansion and upgrading of Vienna's main wastewater treatment plant	<i>Entsorgungsbetriebe Simmering GmbH</i>	46.5	↕
Construction and operation of steam-generating waste incineration plant in Zwentendorf (Lower Austria)	<i>Abfallverwertung Niederösterreich GmbH</i>	30.0	↕
Upgrading of social housing and urban regeneration in Vienna	<i>Stadt Wien - Wiener Wohnen</i>	75.0	↕
Extension and upgrading of R&D and power chips production site in Villach (Carinthia)	<i>Infineon Technologies Villach AG</i>	40.0	*
R&D activities and modernisation of production plant at Linz site (Upper Austria)	<i>Voest-Alpine Stahl Linz GmbH</i>	50.0	*
R&D aimed at fostering innovation in field of advanced processes and products mainly in metallurgy, hydroelectricity generation and power transmission and distribution sectors	<i>VA Technologie AG</i>	60.0	↕*
Refurbishment and construction of state schools and universities	<i>Bundesimmobiliengesellschaft mbH</i>	150.0	↕
Construction of new hospital and upgrading of technical equipment in Vöcklabruck (Upper Austria), replacing two obsolete existing establishments	<i>Landeskrankenhaus Errichtungs- und Vermietungs GmbH</i>	35.0	↕
Refurbishment and modernisation of various hospitals in Styria	<i>Steiermärkische Krankenanstalten Gesellschaft mbH</i>	100.0	↕

↕ regional development ↕ human capital ↕ European communications infrastructure

Global loans

Emergency relief programme in Central Europe following floods of August 2002

	<i>Bank Austria Creditanstalt AG</i>	50.0
	<i>Bank für Arbeit und Wirtschaft AG</i>	10.0
	<i>Kommunkredit Austria AG</i>	10.0
	<i>Niederösterreichische Landesbank Hypothekenbank AG</i>	50.0
	<i>Raiffeisen Zentralbank Österreich AG</i>	20.0
	<i>Raiffeisenlandesbank Oberösterreich GmbH</i>	30.0

For financing small and medium-scale ventures

	<i>Investkredit Bank AG</i>	30.0
	<i>Österreichische Hotel- und Tourismusbank GmbH</i>	31.0
	<i>Raiffeisen Zentralbank Österreich AG</i>	25.9
	<i>Hypo Alpe Adria Bank AG</i>	25.0
	<i>Raiffeisenlandesbank Oberösterreich GmbH</i>	30.0

For financing small and medium-scale infrastructure schemes

	<i>Bank Austria Creditanstalt AG</i>	70.0
--	--------------------------------------	------

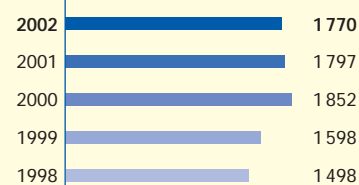
Finance contracts signed: 1 770 million

of which

Individual loans: 1 020 million

Global loans: 750 million

Individual loans supported the energy (40 million), communications (832 million), water management and composite infrastructure (148 million) sectors.



Individual loans

Expansion of power generation and distribution capacity in the Azores

<i>Electricidade dos Açores, SA</i>	20.0	✦	≈	↘
-------------------------------------	------	---	---	---

Extension of natural gas transmission and distribution network in north-western Portugal

<i>Portgás Sociedade de Produção e Distribuição de Gás, SA</i>	20.0	✦		↘
--	------	---	--	---

Construction of light metro system serving Greater Oporto area

<i>Metro do Porto, SA</i>	243.9	✦		≈
---------------------------	-------	---	--	---

Construction of motorway in north of Greater Oporto

<i>LUSOS CUT - Auto-Estradas do Grande Porto</i>	300.0	✦		
--	-------	---	--	--

Upgrading and modernisation of Lisbon-Oporto rail line

<i>REFER - Rede Ferroviária Nacional, EP</i>	100.0	✦		↔
--	-------	---	--	---

Expansion of passenger terminal and infrastructure at Oporto Airport

<i>Aeroportos e Navegação Aérea, EP</i>	108.0	✦		↔
---	-------	---	--	---

Modernisation of railway line connecting Lisbon to Alentejo and Algarve regions (southern Portugal)

<i>REFER - Rede Ferroviária Nacional, EP</i>	30.0	✦		↔
--	------	---	--	---

Framework loan for financing TEN transport projects in EU countries

<i>Banco BPI, S.A.</i>	50.0	✦		↔
------------------------	------	---	--	---

Upgrading of water supply system on Island of Madeira

<i>Investimentos e Gestão da Água S.A.</i>	18.0	✦		≈
--	------	---	--	---

Expansion and upgrading of solid waste collection and processing facilities for Greater Oporto

<i>Serviço Intermunicipalizado de Gestão de Resíduos do Grande Porto Lipor</i>	35.0	✦		≈
--	------	---	--	---

Water supply and distribution networks in Lisbon region and Tagus Valley

<i>Empresa Portuguesa das Águas Livres, S.A.</i>	30.0	✦		≈
--	------	---	--	---

Co-financing of regional multi-sector investment programme of Autonomous Region of Madeira under 2000-2006 Community Support Framework

<i>Região Autónoma da Madeira</i>	65.0	✦		≈
-----------------------------------	------	---	--	---

Global loans

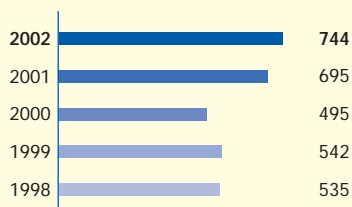
For financing small and medium-scale ventures

	<i>Banco BPI, S.A.</i>	50.0
	<i>Banco Totta & Açores S.A.</i>	100.0
	<i>Caixa Geral de Depósitos</i>	200.0
	<i>Banco Espírito Santo S.A.</i>	150.0
	<i>Banco Comercial Português</i>	250.0



Oporto metro

≈ environment and quality of life ↘ energy ✦ industrial competitiveness



Biotechnology

Finland

Individual loans were directed towards communications (80 million), urban infrastructure (38 million), industry (228 million) and health and education (248 million).

Finance contracts signed: 744 million

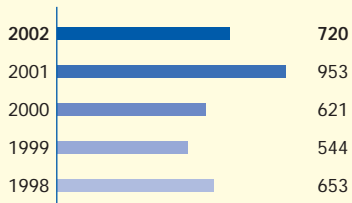
of which
Individual loans: 594 million
Global loans: 150 million

Individual loans

Construction of two new tracks and upgrading of rail corridor between Helsinki and Leppävaara <i>Suomen tasavalta</i>	80.0	☞
Rehabilitation and extension of district heating networks and municipal infrastructure in Oulu <i>Oulun kaupunki</i>	16.5	☞
Urban renewal and construction of schools and day-care centres in Vantaa, east of Helsinki <i>Vantaan kaupunki</i>	40.0	☞ ☞
Expansion and modernisation of stainless steel mill in Tornio <i>Avestapolarit Oyj Abp</i>	200.0	☞ *
Biotechnology R&D infrastructure for start-up biotech companies <i>Turun Biolaakso Oy</i>	28.0	☞ *
Refurbishment and construction of higher education and research facilities throughout Finland <i>Senaatti-kiinteistöt</i>	80.0	☞
Improvement of primary health and social care facilities throughout Helsinki <i>Helsingin kaupunki</i>	150.0	☞

Global loans

For financing small and medium-scale infrastructure schemes <i>Osuuspankkien Keskuspankki Oyj - OKO Bank</i>	100.0
For financing small and medium-scale ventures <i>Finnvera plc</i>	50.0



R&D and manufacturing of dialysis-related equipment and products

Sweden

Individual loans were devoted to communications (377 million), water management and urban infrastructure (59 million), industry and services (87 million) and the health sector (150 million).

Finance contracts signed: 720 million

of which
Individual loans: 673 million
Global loans: 47 million

Individual loans

Construction of southern section of Stockholm ring road <i>Vägverket</i>	164.7	☞
Acquisition of new rolling stock for rail traffic on Öresund Fixed Link between Malmö and Copenhagen regions <i>Region of Skåne</i>	41.7	☞
Improvements to section of urban road including construction of tunnel in centre of Göteborg <i>Vägverket</i>	65.9	☞
Design, construction and commissioning of 50 metro train sets and 27 light railway carriages for Greater Stockholm's public transport system <i>SI Finans AB</i>	104.4	☞
Upgrading and extension of water supply networks in Skåne region <i>Sydvatten AB</i>	14.9	☞
Urban renewal and upgrading of road and public transport infrastructure in municipality of Norrköping, south-west of Stockholm <i>Municipality of Norrköping</i>	44.0	☞
Construction of thirteen mail sorting centres throughout Sweden <i>Posten AB</i>	87.1	☞ ☞
R&D and manufacturing of dialysis-related equipment and products at three sites in Sweden, Germany and France <i>Gambro AB</i>	150.0	☞ *

Global loans

For financing small and medium-scale infrastructure schemes <i>Kommuninvest i Sverige AB</i>	47.0
---	------

☞ regional development ☞ human capital ☞ European communications infrastructure

Finance contracts signed: 3 328 million

of which

Individual loans: 2 828 million

Global loans: 500 million

United Kingdom

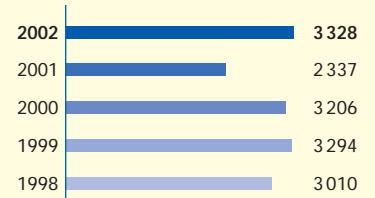
Individual loans focused on energy (867 million), transport (1 087 million), water management and urban infrastructure (494 million) and industry and services (380 million).

Individual loans

Upgrading of high-voltage electricity transmission networks throughout England and Wales	<i>The National Grid Company plc</i>	316.2	↗	↘
Refurbishment of hydroelectric power plants and construction of wind farms throughout Scotland	<i>Sse Generation Ltd</i>	156.1	↗	≈
Extension of gas transmission and distribution networks	<i>Transco plc</i>	323.2	↗	≈
Upgrading of London Underground's electricity distribution network	<i>SEEBOARD Powerlink Ltd</i>	71.1		≈
Modernisation of passenger rolling stock	<i>HSBC Bank plc</i>	163.6		≈
Improvement, refurbishment and maintenance of London underground network	<i>Infracore JNP Ltd</i>	469.1		≈
Construction of ferry for passenger and freight services between Hull (East Midlands) and Rotterdam (Netherlands)	<i>P&O North Sea Ferries Ltd</i>	63.0	↗	↔
Construction and commissioning of fifth passenger terminal at London Heathrow Airport	<i>Heathrow Airport Ltd</i>	390.9		↔
Improvements to water supply and wastewater infrastructure in north-east and south-east England	<i>Northumbrian Water Ltd</i>	127.1	↗	≈
Urban renewal and modernisation of social housing stock in Sunderland (Tyne and Wear)	<i>Sunderland Housing Company Limited</i>	122.7	↗	≈
Urban regeneration through significant social housing refurbishment or upgrading schemes	<i>Halifax plc</i>	244.7	↗	≈
Modernisation of food and drinks production facilities in Glasgow, Manchester, Bradford, Cardiff and Chichester	<i>Princes Limited</i>	39.9	↗	≈
Development of Jaguar X350 at Castle Bromwich, Brown's Lane and Whitley plants (West Midlands)	<i>Jaguar Cars Limited</i>	300.0	↗	
Co-production of television programmes	<i>BBC Worldwide Limited</i>	40.4		*

Global loans

For financing small and medium-scale ventures	<i>Lloyds TSB Bank Plc</i>	79.0
	<i>Close Brothers Limited</i>	76.9
	<i>HSBC Bank plc</i>	156.4
For financing energy efficiency schemes	<i>The Co-operative Bank p.l.c.</i>	31.3
	<i>HSBC Bank plc</i>	156.4



Hydroelectric power plant, Torrachilty (Scotland)

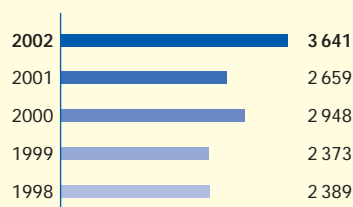
Projects financed under Article 18 of the Statute

Switzerland

Individual loan

Design and construction of fundamental research facility in Geneva	<i>European Organization for Nuclear Research</i>	300.0	*
--	---	-------	---

≈ environment and quality of life ↘ energy * industrial competitiveness



Accession Countries

	2002		1998-2002	
	Total	(of which Pre-Accession Facility)	Total	(of which Pre-Accession Facility)
CENTRAL EUROPE	3 421	2 921	13 435	9 350
Poland	1 083	1 083	4 230	4 120
Czech Republic	898	898	2 227	2 207
Hungary	515	515	1 783	1 683
Romania	383		2 107	
Slovenia	202	202	1 005	905
Latvia	123	123	280	218
Bulgaria	87		730	
Slovakia	80	50	722	50
Estonia	50	50	162	162
Lithuania			189	5
MEDITERRANEAN	220	220	575	545
Cyprus	220	220	550	520
Malta			25	25
Total	3 641	3 141	14 010	9 895

The amounts of loans financed under the Pre-Accession Facility appear *in italics*.
The amounts relating to projects featured in this list are expressed in millions of euro.



Flood prevention

Central Europe

3 421.0

Poland

1 083.0

Modernisation of combined heat and power plant in Swiecie, northern Poland	<i>BRE Bank SA</i>	30.0
Construction of urban expressway in Katowice region (southern Poland)	<i>Republic of Poland</i>	80.0
Construction of second passenger terminal at Warsaw International Airport	<i>Przedsiębiorstwo Państwowe "Porty Lotnicze" PPL</i>	200.0
Construction of 16 bypasses around towns and villages located along roads of national and international importance	<i>Republic of Poland</i>	380.0
Construction and renovation of social housing throughout country	<i>Bank Gospodarstwa Krajowego</i>	200.0
Improvements to urban environment and social housing	<i>City of Poznan</i>	13.0
Financing for small and medium-scale ventures	<i>Bank Polska Kasa Opieki SA</i> <i>BRE Bank SA</i> <i>Raiffeisen Bank Polska S.A.</i> <i>Raiffeisen-Leasing Polska S.A.</i>	100.0 30.0 20.0 30.0

Czech Republic

898.0

Extension of Prague metro network	<i>Municipality of Prague</i>	75.0
Construction of bypass around Plzeň, missing link of D5 motorway corridor between Prague and Nuremberg	<i>Czech Republic</i>	210.0
Schemes to mitigate flood risk in four river basins (Ohre, Elbe, Oder and Morava)	<i>Czech Republic</i>	60.0
Emergency relief programme in Central Europe following floods of August 2002	<i>Czech Republic</i>	400.0
Construction of manufacturing facility for refrigerators and freezers in Podborany, west of Prague	<i>Conta Podborany s.r.o.</i>	18.0
Upgrading of facilities at Masaryk University in Brno	<i>Czech Republic</i>	95.0
Financing for small and medium-scale ventures	<i>VB Leasing spol. s.r.o.</i> <i>Volksbank Cz a,s</i>	20.0 20.0


Hungary		515.0
Investment schemes in transport, health and education sectors, as well as urban regeneration in Budapest <i>Municipality of Budapest</i>		110.0
Modernisation of part of Budapest-Cegled-Szolnok-Lökösháza railway line (Corridor IV) <i>Republic of Hungary</i>		40.0
Repair and upgrading of 430 km of national roads under national road rehabilitation programme <i>Republic of Hungary</i>		75.0
Rehabilitation and extension of several regional waste management systems and wastewater treatment facilities throughout Hungary <i>Republic of Hungary</i>		80.0
Investment schemes in transport, health and education sectors, as well as urban regeneration in Budapest <i>Municipality of Budapest</i>		90.0
Financing for small and medium-scale ventures	<i>Central European International Bank Ltd Kereskedelmi és Hitelbank Rt.</i>	50.0 70.0
Romania		383.0
Improvement of navigating conditions on Sulina Canal (Danube delta) <i>Romania</i>		38.0
Upgrading of 745 km of national roads <i>Romania</i>		240.0
Upgrading of water supply and wastewater treatment networks in five municipalities <i>Romania</i>		55.0
Contribution to bank modernisation programme	<i>Banca Română Pentru Dezvoltare SA Brd Sogelease Srl</i>	17.0 6.0
Financing for small and medium-scale ventures	<i>Banca Română Pentru Dezvoltare SA</i>	27.0
Slovenia		202.0
Construction of 37 km of motorway on Pan-European Corridor X between Ljubljana and Zagreb <i>Druzba za avtoceste v Republiki Sloveniji d.d. (DARS)</i>		120.0
Expansion and upgrading of GSM mobile telephone network <i>MOBITEL telekomunikacijske storitve d.d.</i>		52.0
Decommissioning of former uranium mine of Zirovski Vrh, west of Ljubljana <i>Republic of Slovenia</i>		20.0
Financing for small and medium-scale ventures	<i>Hypo Alpe-Adria Bank d.d.</i>	10.0
Latvia		123.0
Rehabilitation of combined heat and power plant and modernisation of power transmission and distribution networks <i>JSC Latvenergo</i>		80.0
Repair and upgrading of priority road sections forming part of Via Baltica <i>Republic of Latvia</i>		33.0
Financing for small and medium-scale ventures	<i>A/S Pirmā Latvijas Komercbanka (Pirma Banka)</i>	10.0
Bulgaria		87.0
Rehabilitation of power transmission and distribution lines on national network <i>Republic of Bulgaria</i>		60.0
Modernisation of infrastructure of Danube port of Lom (northern Bulgaria) <i>Republic of Bulgaria</i>		17.0
Financing for small and medium-scale ventures	<i>Raiffeisenbank (Bulgaria) AD</i>	10.0
Slovakia		80.0
Construction and rehabilitation of water supply and sewerage infrastructure throughout Slovakia <i>Slovenska Zaručna A Rozvojová Banka Spu</i>		30.0
Financing for small and medium-scale ventures	<i>Všeobecná Úverová Banka a,s,</i>	50.0
Estonia		50.0
Financing for small and medium-scale ventures in Estonia, Latvia and Lithuania <i>AS Hansapank</i>		30.0
Financing for small and medium-scale ventures <i>AS Sampo Pank</i>		20.0

Mediterranean 220.0

Cyprus		220.0
Upgrading of electricity transmission and distribution networks <i>Electricity Authority of Cyprus</i>		100.0
Expansion and modernisation of air navigation services <i>Republic of Cyprus</i>		55.0
Construction of campus for University of Cyprus in Athalassa, near Nicosia <i>Republic of Cyprus</i>		65.0



Water supply network, Romania



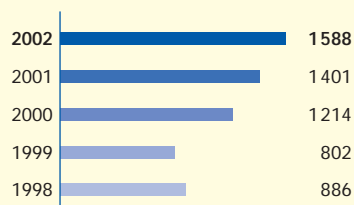
Power grid, Cyprus

Partner Countries

	2002		1998-2002	
	Total	of which budgetary resources	Total	of which budgetary resources
Euro-Mediterranean Partnership Countries	1 588	(37)	5 890	(206)
ACP/OCT	298	(175)	2 145	(1 155)
South Africa	50		627	
Asia and Latin America	174		1 921	
Balkans	425		1 050	
Total	2 534	(212)	11 633	(1 362)

In the following list, loans from own resources are indicated by ✦, and financing operations from budgetary resources, in the form of either a conditional loan or an equity participation, by ▶.

The amounts relating to projects featured in this list are expressed in millions of euro.



Power interconnection, Morocco

Euro-Mediterranean Partnership Countries

Maghreb Countries

656.8

Tunisia

290.0

Upgrading of electricity transmission network	<i>Société Tunisienne de l'Électricité et du Gaz (STEG)</i>	150.0 ✦
Construction of toll motorway between M'saken and Sfax	<i>Société Tunisie Autoroutes (STA)</i>	120.0 ✦
Revamping of cement plant in Greater Tunis and expansion of its capacity	<i>Ciments Artificiels Tunisiens S.A. (CAT)</i>	20.0 ✦

Algeria

226.8

Upgrading of urban road network in Greater Algiers	<i>Banque Algérienne de Développement</i>	50.0 ✦
Construction of section of east-west motorway between Bouira and El Adjiba	<i>Banque Algérienne de Développement</i>	70.0 ✦
Rehabilitation and reconstruction of infrastructure damaged by bad weather on 10 November 2001 in Algiers and Wilaya of Chlef, west of Algiers	<i>Banque Algérienne de Développement</i>	45.0 ✦
Construction and operation of cement plant near M'sila, south-east of Algiers	<i>Algerian Cement Company</i> <i>Orascom Construction Industries</i>	55.8 ✦ 6.0 ▶

Morocco

140.0

Expansion of capacity of power interconnections between Morocco and two neighbouring countries (Spain and Algeria) and enhancement of security and reliability of existing national grid	<i>Office National de l'Électricité</i>	120.0 ✦
Improvement of environmental operating conditions of seven drinking water treatment plants in northern and central Morocco	<i>Office National de l'Eau Potable ONEP</i>	20.0 ✦

Other

561.0

Turkey

561.0

Development of first large-capacity gas storage facilities	<i>Turkiye Petrolleri Anonim Ortakligi</i>	90.0 ✦
Rehabilitation and upgrading of two priority roads between Adapazari and Bozüyük (in west) and Ankara and Samsun (in north-east)	<i>Republic of Turkey</i>	225.0 ✦
Improvement of water supply, wastewater treatment and drainage services	<i>Republic of Turkey</i>	40.0 ✦
Modernisation of car plant in Adapazari, east of Istanbul	<i>Toyota Otomotiv Sanayi Tuerkiye AS</i>	150.0 ✦
Equity participation in regional fund	<i>Turkish Private Equity Fund I Lp</i>	6.0 ▶
Creation of 6800 IT classrooms in some 5100 primary schools throughout Turkey	<i>Republic of Turkey</i>	50.0 ✦

Mashreq Countries

Egypt

Construction of natural gas-fired combined-cycle power plant in Nubariya, north of Cairo	<i>Egyptian Electricity Holding Company</i>	150.0	❖
Southern extension of Cairo metro line 2	<i>Arab Republic of Egypt</i>	50.0	❖
Financing for equity and quasi-equity participations in private enterprises	<i>Capexcorp Fund Management</i> <i>CDP Concord Egyptian Direct Investment Fund Ltd</i> <i>Commercial International Investment Company SAE</i> <i>EFG-Hermes Middle East Technology Fund Ltd</i> <i>Egycap Investment Co.</i> <i>Export Development Bank of Egypt</i> <i>Industrial Development Bank of Egypt</i>	25.0	▶

Syria

Construction, equipping and commissioning of 18 regional hospitals	<i>Syrian Arab Republic</i>	100.0	❖
--	-----------------------------	-------	---

Lebanon

Extension of port infrastructure in Tripoli	<i>Republic of Lebanon</i>	45.0	❖
---	----------------------------	------	---

African, Caribbean, Pacific (ACP) States and OCT

Africa

Africa Group

Renewal and upgrading of airport and aeronautical equipment to improve air traffic safety	<i>Agence pour la Sécurité de la Navigation Aérienne en Afrique et à Madagascar - ASECNA</i>	33.0	❖
---	--	------	---

Southern Africa and Indian Ocean

Mauritius

Expansion of thermal power plant on Rodrigues Island	<i>Central Electricity Board</i>	2.0	▶
Improvements to six water supply networks	<i>Central Water Authority</i>	20.0	❖

Mozambique

Development and upgrading of power transmission facilities linking Republic of South Africa, Swaziland and Mozambique	<i>MOTRACO, Companhia de Transmissão de Moçambique Sarl</i>	10.0	❖
Construction of two hotels and refurbishment of existing hotel in Maputo	<i>Hotel Turismo Sarl</i>	4.0	▶

Zambia

Expansion of copper production facility near Ndola	<i>Bwana Mkubwa Mining Ltd</i>	14.0	▶
--	--------------------------------	------	---

West Africa

Cape Verde

Construction and equipping of new air traffic control centre in Sal	<i>Empresa Nacional de Aeroportos e Segurança Aérea S.A.</i>	20.0	❖
---	--	------	---

Senegal

Financing for small and medium-scale ventures	<i>Banque Internationale pour le Commerce et l'Industrie du Sénégal</i> <i>Banque Sénégal-Tunisienne</i> <i>Compagnie Bancaire de l'Afrique Occidentale</i> <i>Crédit Lyonnais Sénégal</i> <i>Société Générale de Banques au Sénégal SA</i>	3.0	▶
---	---	-----	---

Mauritania

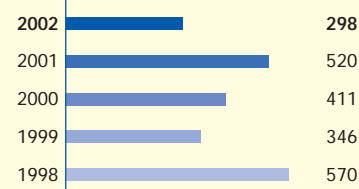
Part-financing of acquisition of equipment allowing increase in public road works	<i>Société d'Assainissement, de Travaux, de Transport et de Maintenance SA</i>	2.5	▶
Construction of flour mill and animal feed mill	<i>Grands Moulins de Mauritanie SA</i>	4.0	▶

Burkina Faso

Financing for small and medium-scale ventures	<i>Bank of Africa Burkina Faso</i> <i>Burkina Bail</i> <i>Société Générale de Banques au Burkina</i>	2.5	▶
---	--	-----	---



Cairo metro, Egypt



Flour mill, Mauritania



Banana plantation, Cameroon

Central and Equatorial Africa 42.0

Gabon 22.0

Part-financing of Gabon's participation in fibre-optic submarine cable project designed to link Europe to South-East Asia via West African Coast, Southern Africa and Indian Ocean islands
Republic of Gabon 22.0

Cameroon 20.0

Rehabilitation of Cameroon's privatised railways and new investment *Camrail SA* 12.0

Modernisation and strengthening of competitiveness of three banana plantations in western Cameroon
Plantations du Haut Penja 1.5
Société des Bananeraies de la Mbomé 2.7
Société Nouvelle des Plantations du Haut Penja 3.8

East Africa 40.0

Ethiopia 25.0

Rehabilitation and expansion of urban power distribution networks in eight towns
Federal Democratic Republic of Ethiopia 25.0

Uganda 15.0

Financing for small and medium-scale ventures *Republic of Uganda* 15.0

Caribbean 81.0

Dominican Republic 40.0

Financing for small and medium-scale ventures
Banco BHD 10.0
Banco Intercontinental SA 10.0
Banco Nacional de Crédito SA 10.0
Banco Popular Dominicano 10.0

Jamaica 35.0

Upgrading of water supply and sewerage networks in Port Antonio, eastern Jamaica *Jamaica* 15.0

Financing for small and medium-scale ventures
First Caribbean International Bank (Jamaica) Ltd 6.6
The Bank of Nova Scotia Jamaica Ltd 6.8
Trafalgar Development Bank Ltd 6.6

Trinidad and Tobago 6.0

Financing for private equity investment in southern and eastern Caribbean
Caribbean Development Capital Ltd 6.0

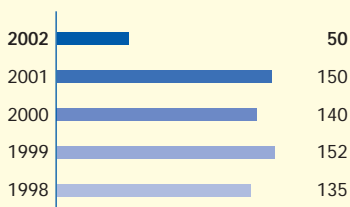
Pacific 4.0

Samoa 4.0

Financing for small and medium-scale ventures *Development Bank of Samoa* 4.0

South Africa

Financing for small and medium-scale ventures
Industrial Development Corporation of South Africa Ltd 50.0



Asia and Latin America

Asia

Indonesia

Expansion of mobile telecommunications network *Bank Rabobank International Indonesia PT* 49.5 ❖

Sri Lanka

Financing for small and medium-scale ventures *Socialist Democratic Republic of Sri Lanka* 40.0 ❖

Latin America

Regional - Central America

Financing for small and medium-scale ventures *Banco Centroamericano de Integración Económica* 30.0 ❖

Brazil

Upgrading and extension of electricity transmission and distribution network in Coelce (State of Ceará) *Companhia Energética do Ceará SA, Coelce* 54.6 ❖

Balkans

Federal Republic of Yugoslavia

Rehabilitation and upgrading of electricity infrastructure in Serbia and Montenegro *Federal Republic of Yugoslavia* 70.0 ❖

Rehabilitation of main railway lines in Serbia and Montenegro *Federal Republic of Yugoslavia* 85.0 ❖

Rehabilitation of main roads and motorways in Serbia *Federal Republic of Yugoslavia* 95.0 ❖

Financing for small and medium-scale ventures *Federal Republic of Yugoslavia* 20.0 ❖

Croatia

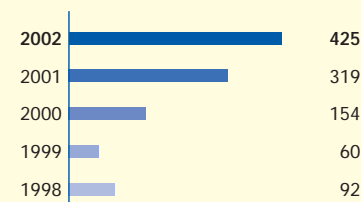
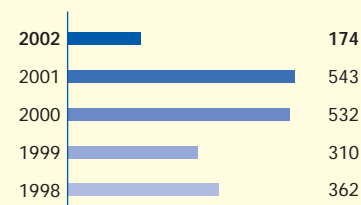
Construction of two sections of Rijeka-Zagreb motorway *Autocesta Rijeka-Zagreb d.d.* 60.0 ❖

Modernisation of air traffic control at Zagreb airport *Hrvatska Kontrola Zracne Plovidbe d.o.o.* 20.0 ❖

Rebuilding of motorways along Corridor X *Hrvatske Autoceste d.o.o.* 50.0 ❖

Bosnia-Herzegovina

Modernisation of cement plant and construction of new production line in Lukavac, north of Sarajevo *Kamenolomi Alas Bosna d.o.o.* 25.0 ❖



Railway network, Federal Republic of Yugoslavia



European Investment Fund

Venture capital operations

471.5

and target sectors of funds supported by the EIF

Denmark			12.8
	health, biotechnologies	<i>Nordic Biotech K/S</i>	12.8
Germany			30.2
	health, biotechnologies	<i>Mediport Venture Fund II</i>	5.2
	regional	<i>Technofonds Bayern II</i>	25.0
Spain			48.3
	regional	<i>Andalucia Capital Desarrollo FCR</i>	13.3
	regional	<i>Baring Iberia II</i>	20.0
	TIMES	<i>Bullnet Capital</i>	15.0 *
France			88.6
	generalist	<i>21 Développement II</i>	6.0
	IT, life sciences	<i>Auriga Ventures II A</i>	6.0
	ICT, electronics, life sciences	<i>AXA Venture Fund IV</i>	8.4
	technologies, regional	<i>FCPR Innovation & Proximité I</i>	10.0
	life sciences, TIMES, electronics and nano-technologies	<i>Fonds de Co-investissement pour les Jeunes Entreprises</i>	30.0
	regional	<i>Fonds Pour le Capital Investissement Régional</i>	20.0
	TIMES, ICT	<i>Galileo 2 B</i>	1.2
	ICT, life sciences	<i>Science & Innovation Fund 2001</i>	1.3
	telecoms	<i>T-Source</i>	4.3 *
	IT, life sciences	<i>Ventech B</i>	1.5
Ireland			20.0
	generalist	<i>ACT 2001 Venture Capital Fund</i>	20.0
Italy			31.0
	regional	<i>Mezzogiorno 2001</i>	26.0
	IT, telecoms	<i>The Golden Mouse</i>	5.0
Austria			14.6
	biotechnologies, life sciences, communications, electronics	<i>Go Equity II LP</i>	2.1
	telecoms, IT, electronics	<i>HTA II Technology Beteiligungs-Invest AG (HTAII)</i>	12.5

Sector abbreviations:

ICT: information and communications technologies

IT: information technologies

TIMES: telecoms, internet, multimedia, entertainment, services

* Operations also mounted with Community budgetary resources under the "European Technology Facility/Start-up"; the other operations are mounted with own resources or EIB resources.



New technologies



Telecommunications

Sweden		22.1
ICT	<i>IT Provider Fund IV KB</i>	22.1
United Kingdom		81.5
regional	<i>HSBC UK/Finance Wales Fund for Wales</i>	0.8
life sciences	<i>MVM International Life Sciences II</i>	29.4
ICT, regional	<i>Pentech Fund 1</i>	7.9 *
IT, health and life sciences	<i>Quester Venture Partnership</i>	15.6
regional	<i>UK Regional Venture Capital Scheme</i>	27.7
Pan-European/multi-country funds		112.5
biotechnologies	<i>Avlar Bioventures Fund II LP</i>	0.8
TIMES	<i>CapMan Equity VII Fund</i>	20.0
life sciences, health	<i>EMBL Technology Fund</i>	5.0 *
ICT	<i>EuroQube S.A.</i>	17.5
life sciences	<i>Global Life Science Ventures II</i>	25.0
life sciences	<i>Merlin Biosciences Fund III</i>	18.6
IT	<i>RVC II</i>	15.6
IT, biotechnologies	<i>Truffle Venture</i>	10.0
Accession Countries		10.0
generalist	<i>Genesis Private Equity Fund</i>	10.0

Guarantee operations

Category	Signatures
EIF risk: own resources (credit enhancement, insurance, structured finance)	523.7
EIF management, Community budget risk:	
SME Guarantee Facility 1998	416.6
SME Guarantee Facility 2001*	295.4
Total	1 235.6

* Under new "Multiannual Programme for Enterprise 2001-2005".

Product	Financial intermediary	Country	Commitment
Credit enhancement	Dolomiti Finance II	Italy	22.5
	FTPYME Bancaja 1 FTA	Spain	27.0
	FTPYME Banesto 1 FTA	Spain	17.5
	Lombarda Lease Finance 2 S.r.L.	Italy	33.5
	Mercantile Finance S.r.l	Italy	18.3
	Promise Austria 2002 plc	Austria	52.4
	Promise-Z 2001-1 Plc	Germany	18.0
	Promise-C 2002-1 plc.	Germany	52.0
	Promise-I 2002-1 plc.	Germany	134.5
Secursel S.r.L (Series 2)	Italy	12.5	
			388.2
Insurance	Deutsche Ausgleichsbank	Germany	10.0
	Fispar Företagskredit AB	Sweden	87.4
			97.4
Structured finance	Mezzanin Finanzierungs AG	Austria	35.0
	Objective Alliance Finance Cornwall Equity Fund	United Kingdom	3.1
			38.1
SME Guarantee Facility 1998	Gepafin / Cofire	Italy	16.2
	Unionfidi Piemonte	Italy	33.4
	Fonds de Participation2	Belgium	19.6
	Deutsche Ausgleichsbank	Germany	11.1
	Federfidi Lombarda	Italy	45.0
	Artigiancredit Emilia Romagna	Italy	60.0
	CERSA	Spain	103.0
BBMKB	Netherlands	128.4	
			416.6
SME Guarantee Facility 2001	Deutsche Ausgleichsbank	Germany	29.7
	ADIE-Association pour le Droit à Initiative Economique	France	16.6
	ICO-Instituto de Credito Oficial	Spain	10.8
	Deutsche Ausgleichsbank	Germany	22.5
	Finnvera	Finland	43.2
	Fonds de Participation	Belgium	5.3
	Artigiancredit Lombardia	Italy	17.5
	ALMI	Sweden	75.0
	Growth Fund	Denmark	39.6
	Sofaris	France	35.1
			295.4
			1 235.6



Research and development



Support for SMEs



European Investment Bank

Statistical supplement

		Pages
Section I	Financing provided within the European Union (contracts signed)	
Table A	Breakdown by country and objective in 2002	28
Table B	Breakdown by country and objective from 1998 to 2002	28
Table C	Breakdown by country and sector in 2002	29
Table D	Breakdown by country and sector from 1998 to 2002	29
Table E	Detailed breakdown by sector in 2002 and from 1998 to 2002	30
Table F	Breakdown by region in 2002 and from 1998 to 2002	31
Section II	Financing provided outside the European Union (contracts signed)	
Table G	Conventions. Agreements. Facilities. Financial Protocols and Decisions In force or under negotiation at 10 January 2003	34
Table H	Breakdown by country and sector In the Accession Countries in 2002	35
Table I	In the Accession Countries from 1998 to 2002	35
Table J	In the Partner Countries in 2002	36
Table K	Breakdown by country and sector from 1998 to 2002 In the Euro-Mediterranean Partnership Countries	36
Table L	In the ACP States and the OCT	37
Table M	In South Africa	38
Table N	In Asia and Latin America	38
Table O	In the Balkans	38
Section III	Borrowings signed	
Table P	Borrowings signed in 2002 - List of operations	39
Table Q	Borrowings signed in 2002 - Breakdown by currency before/after swaps	41
Table R	Borrowings signed (before swaps) in 2002 under medium-term note or debt issuance programmes	41
Table S	Borrowings signed (before swaps) from 1998 to 2002	42
Table T	Borrowings signed (after swaps) from 1998 to 2002	43
Table U	Medium and long-term resources raised in ECU/EUR from 1981 to 2002	43

Table A: Individual loans provided within the European Union in 2002
Breakdown by country and objective ⁽¹⁾

(EUR million)

	Regional development	Human capital	European communications infrastructure	Environment and quality of life	Energy	Industrial competitiveness
Belgium	35	—	79	100	—	—
Denmark	—	—	391	177	325	—
Germany	2 374	547	1 184	1 388	—	666
Greece	1 072	—	422	500	150	—
Spain	3 296	81	1 292	1 545	400	378
France	621	—	668	591	—	709
Ireland	200	—	—	—	200	—
Italy	1 566	—	2 264	1 847	600	250
Luxembourg	—	—	74	—	—	—
Netherlands	10	—	150	125	80	—
Austria	250	285	—	331	60	150
Portugal	1 020	—	288	412	40	—
Finland	228	249	80	136	—	228
Sweden	87	150	129	394	—	150
United Kingdom	1 693	—	454	1 718	795	40
Other (Art.18) ⁽²⁾	—	—	—	—	—	300
Total	12 452	1 311	7 473	9 264	2 651	2 871

(1) As certain financing operations meet several objectives, the totals for the various headings cannot be meaningfully added together.

(2) Financing akin to operations within the European Union authorised under the second paragraph of Article 18(1) of the Bank's Statute.

Table B: Individual loans provided within the European Union from 1998 to 2002
Breakdown by country and objective

(EUR million)

	Regional development	Human capital	European communications infrastructure	Environment and quality of life	Energy	Industrial competitiveness
Belgium	789	—	732	435	51	64
Denmark	1 619	349	3 108	709	570	40
Germany	10 159	2 970	3 882	4 814	694	2 040
Greece	6 121	494	3 167	1 686	604	107
Spain	13 395	361	7 531	4 554	1 964	508
France	3 577	34	3 421	1 879	—	1 359
Ireland	1 054	—	125	—	813	100
Italy	11 393	182	9 038	5 685	3 278	765
Luxembourg	210	—	271	130	80	130
Netherlands	30	—	672	778	80	—
Austria	667	435	431	838	297	458
Portugal	7 306	126	3 994	1 901	771	22
Finland	1 374	260	857	1 141	78	556
Sweden	872	207	961	1 500	455	490
United Kingdom	7 159	481	3 861	6 242	2 459	258
Other (Art.18)	—	—	347	39	388	300
Total	65 725	5 899	42 397	32 331	12 581	7 196

Table C: Loans provided within the European Union in 2002
Breakdown by country and sector

(EUR million)

	Infrastructure							Global loans (*)
	Total	Individual loans	Energy	Communications	Water management and sundry	Industry Services Agriculture	Health Education	
Belgium	479	179	—	79	100	—	—	300
Denmark	1 027	893	325	487	—	81	—	134
Germany	6 504	3 740	21	1 284	1 093	795	547	2 764
Greece	1 072	1 072	150	422	500	—	—	—
Spain	5 426	3 396	400	1 857	893	165	81	2 030
France	4 023	1 839	—	1 068	62	709	—	2 184
Ireland	400	200	200	—	—	—	—	200
Italy	6 041	3 496	600	1 714	581	600	—	2 545
Luxembourg	74	74	—	74	—	—	—	—
Netherlands	538	275	—	150	125	—	—	263
Austria	998	616	—	30	151	150	285	382
Portugal	1 770	1 020	40	832	148	—	—	750
Finland	744	594	—	80	38	228	249	150
Sweden	720	673	—	377	59	87	150	47
United Kingdom	3 328	2 828	867	1 087	495	380	—	500
Other (Art.18)	300	300	—	—	—	300	—	—
Total	33 443	21 194	2 603	9 539	4 245	3 496	1 312	12 249
(*) of which: - "Standard" global loans								9 966
- "Portfolio" global loans								2 283

Table D: Loans provided within the European Union from 1998 to 2002
Breakdown by country and sector

(EUR million)

	Infrastructure							Global loans (*)
	Total	Individual loans	Energy	Communications	Water management and sundry	Industry Services Agriculture	Health Education	
Belgium	2 430	1 295	51	732	373	139	—	1 136
Denmark	4 826	4 530	547	3 323	30	281	349	295
Germany	29 103	13 908	664	3 890	3 183	3 201	2 970	15 195
Greece	6 607	6 121	604	3 817	1 050	156	494	486
Spain	21 302	14 951	1 864	9 810	1 523	1 393	361	6 351
France	18 209	6 902	—	4 805	265	1 799	34	11 308
Ireland	1 647	1 054	813	225	—	17	—	593
Italy	25 451	16 757	3 207	8 243	2 642	2 483	182	8 694
Luxembourg	489	481	80	271	—	130	—	9
Netherlands	2 295	1 450	—	672	778	—	—	844
Austria	3 489	1 993	237	461	309	551	435	1 496
Portugal	8 515	7 306	683	5 673	532	292	126	1 209
Finland	3 011	2 553	108	845	464	876	260	459
Sweden	3 490	3 303	510	1 748	256	583	207	188
United Kingdom	15 175	11 969	2 530	4 679	2 880	1 399	481	3 206
Other (Art. 18)	1 174	1 074	418	347	10	300	—	100
Total	147 213	95 645	12 316	49 541	14 294	13 596	5 899	51 568
(*) of which: - "Standard" global loans								39 813
- "Portfolio" global loans								11 755

Table E: Loans provided within the European Union in 2002 and from 1998 to 2002
Detailed breakdown by sector

	(EUR million)			
	2002		1998-2002	
	Amount	% of total	Amount	% of total
Energy and infrastructure	16 386	49.0	76 151	51.7
Energy	2 603	7.8	12 316	8.4
Production	947	2.8	4 981	3.4
Electricity	697	2.1	3 297	2.2
Oil and natural gas	—	—	1 065	0.7
Heat	250	0.7	618	0.4
Transmission and supply	1 656	5.0	7 335	5.0
Electricity	1 178	3.5	5 598	3.8
Oil and natural gas	478	1.4	1 448	1.0
Heat	—	—	289	0.2
Transport	9 225	27.6	39 418	26.8
Roads, motorways	2 486	7.4	13 053	8.9
Air transport	2 082	6.2	7 774	5.3
Railways	2 474	7.4	9 454	6.4
Urban transport	1 771	5.3	6 100	4.1
Intermodal freight terminals and other	25	0.1	25	0.0
Exceptional structures	—	—	1 702	1.2
Maritime transport	386	1.2	1 310	0.9
Telecommunications	314	0.9	10 123	6.9
Networks, exchanges and international cables	184	0.5	6 209	4.2
Mobile telephony	100	0.3	3 464	2.4
Satellites, ground stations	30	0.1	451	0.3
Water, sewerage, solid waste	1 529	4.6	6 436	4.4
Water catchment, treatment and supply	748	2.2	3 679	2.5
Sewerage and waste management	781	2.3	2 757	1.9
Urban infrastructure	2 716	8.1	7 858	5.3
Urban renewal	2 100	6.3	6 001	4.1
Urban development schemes	616	1.8	1 857	1.3
Industry, services, health, education, agriculture	4 806	14.4	19 494	13.2
Industry	2 307	6.9	10 558	7.2
Transport equipment	1 100	3.3	3 926	2.7
Basic metals and metal products	400	1.2	1 655	1.1
Pulp, paper products; publishing and printing	—	—	1 239	0.8
Chemicals and chemical products	103	0.3	1 103	0.7
Refined petroleum products	15	0.0	244	0.2
Electrical engineering and electronics	560	1.7	1 565	1.1
Woodworking and wood products	50	0.1	264	0.2
Rubber and plastics	—	—	65	0.0
Food products and beverages	65	0.2	146	0.1
Other non-metallic mineral products	—	—	150	0.1
Machinery and equipment	15	0.0	200	0.1
Services	1 163	3.5	2 938	2.0
Health, education	1 312	3.9	5 899	4.0
Health	754	2.3	2 896	2.0
Education, training	557	1.7	3 003	2.0
Agriculture, fisheries, forestry	25	0.1	100	0.1
Total individual loans	21 194	63.4	95 645	65.0
Total global loans	12 249	36.6	51 568	35.0
Grand total	33 443	100.0	147 213	100.0

Table F: Breakdown of loans by region in 2002 and from 1998 to 2002

This analytical table is based on NUTS 1 or 2 regional classification, depending on the country concerned. Where possible, individual loans covering several regions have been subdivided. EUROSTAT 2002 estimates of per capita (1999) GDP expressed in terms of purchasing power parities (EUR15 = 100). 2000 unemployment rate (EUR15 = 8,4). 1998 population figures ('000).

	(Amounts in EUR million)				
	GDP per capita	Unemployment rate (%)	Population (‘000)	2002	1998-2002
Belgium	107	6.7	10 214	479	2 430
Bruxelles-Brussel	217	11.1	955	7	132
Vlaams Gewest	105	4.0	5 927	111	682
Région wallonne	78	10.7	3 333	18	437
Multiregional	—	—	—	44	44
Global loans	—	—	—	300	1 136
Denmark	119	4.7	5 330	1 027	4 826
Hovedstadsregionen	—	—	—	177	1 611
Oest for Storebaelt	—	—	—	—	188
Vest for Storebaelt	—	—	—	299	1 031
Multiregional	—	—	—	417	1 700
Global loans	—	—	—	134	295
Germany	106	8.1	82 087	6 504	29 103
Hamburg	183	7.0	1 703	175	616
Bremen	142	10.5	679	40	372
Hessen	129	6.0	6 044	200	274
Bayern	123	4.5	12 121	160	1 244
Baden-Württemberg	120	4.4	10 451	346	753
Nordrhein-Westfalen	108	7.7	17 988	413	1 250
Berlin	99	13.0	3 393	327	2 060
Schleswig-Holstein	99	6.9	2 771	12	119
Saarland	99	8.0	1 073	40	432
Niedersachsen	97	7.6	7 882	214	348
Rheinland-Pfalz	95	5.5	4 028	140	425
Sachsen	71	15.0	4 475	1 004	1 663
Brandenburg	70	14.7	2 594	102	585
Mecklenburg-Vorpommern	70	15.3	1 794	275	941
Thüringen	69	13.4	2 456	50	733
Sachsen-Anhalt	68	18.0	2 663	234	1 194
Multiregional	—	—	—	6	900
Global loans	—	—	—	2 764	15 195
Greece	68	11.1	10 516	1 072	6 607
Attiki	77	12.2	3 450	607	3 621
Voreia Ellada	64	11.0	3 404	75	810
Kentriki Ellada	61	10.3	2 646	140	878
Multiregional	—	—	—	250	811
Global loans	—	—	—	—	486
Spain	82	14.4	39 418	5 426	21 302
Comunidad de Madrid	112	11.9	5 033	1 202	3 779
Comunidad Foral de Navarra	105	4.9	530	158	202
Islas Baleares	101	4.8	741	103	333
Cataluña	101	9.0	6 055	193	1 437
Pais Vasco	101	12.4	2 046	8	818
La Rioja	93	8.1	259	18	46
Aragon	87	7.3	1 173	50	239
Canarias	81	14.5	1 603	288	472
Comunidad Valenciana	79	11.9	3 940	334	1 039
Cantabria	78	14.2	526	91	126
Castilla-León	75	14.1	2 489	79	539
Principado de Asturias	71	17.9	1 055	130	314
Murcia	68	12.0	1 104	5	111
Castilla La Mancha	65	12.7	1 713	30	305
Galicia	65	15.0	2 713	70	383
Andalucía	60	25.3	7 218	90	1 062
Extremadura	52	24.8	1 083	40	277
Multiregional	—	—	—	508	3 469
Global loans	—	—	—	2 030	6 351

Table F: Breakdown of loans by region in 2002 and from 1998 to 2002 (continued)

(Amounts in EUR million)

	GDP per capita	Unemployment rate (%)	Population (^{'000})	2002	1998-2002
France	100	9.6	58 398	4 023	18 209
Ile-de-France	154	8.7	10 929	200	741
Alsace	103	5.3	1 726	6	182
Rhône-Alpes	102	8.6	5 625	—	288
Champagne-Ardenne	94	10.1	1 345	—	40
Haute-Normandie	93	10.2	1 780	—	192
Bourgogne	91	8.3	1 612	—	10
Aquitaine	91	10.0	2 898	—	19
Centre	90	8.0	2 439	—	67
Provence-Côte d'Azur	90	13.7	4 491	—	110
Midi-Pyrénées	87	9.7	2 542	50	510
Pays de la Loire	87	7.6	3 210	—	109
Franche-Comté	86	6.7	1 117	—	116
Bretagne	84	8.0	2 896	126	126
Lorraine	83	7.8	2 312	—	370
Picardie	82	11.6	1 857	17	231
Limousin	81	6.7	712	—	14
Corse	81	12.5	260	—	6
Poitou-Charentes	80	9.9	1 637	—	73
Nord - Pas-de-Calais	80	13.4	3 997	62	880
Languedoc-Roussillon	78	16.1	2 283	—	24
Overseas Departments	55	29.0	1 644	—	106
Multiregional	—	—	—	1 378	2 688
Global loans	—	—	—	2 184	11 308
Ireland	112	4.4	3 745	400	1 647
Italy	103	10.8	57 646	6 041	25 451
Trentino-Alto Adige	136	3.1	933	—	8
Lombardia	136	4.5	9 047	375	1 048
Emilia-Romagna	132	4.7	3 971	753	2 170
Valle d'Aosta	129	4.5	120	55	105
Veneto	121	4.2	4 500	27	353
Piemonte	121	6.7	4 288	75	922
Friuli-Venezia Giulia	116	4.3	1 185	5	84
Lazio	116	11.9	5 260	—	1 124
Toscana	114	6.7	3 533	392	1 125
Liguria	109	9.4	1 629	14	68
Marche	104	5.4	1 458	15	638
Umbria	102	6.7	834	—	502
Abruzzo	85	7.6	1 278	—	98
Molise	80	13.6	329	—	92
Sardegna	79	20.5	1 653	—	201
Basilicata	75	17.4	607	—	979
Puglia	67	17.6	4 086	166	643
Sicilia	66	24.2	5 093	110	686
Campania	66	23.6	5 787	11	958
Calabria	63	27.7	2 058	—	195
Multiregional	—	—	—	1 500	4 759
Global loans	—	—	—	2 545	8 694
Luxembourg	186	2.4	433	74	489
Netherlands	114	2.8	15 812	538	2 295
West-Nederland	127	2.7	7 374	265	1 084
Zuid-Nederland	108	2.7	3 388	—	336
Noord-Nederland	103	4.3	1 653	10	30
Global loans	—	—	—	263	844

Table F: Breakdown of loans by region in 2002 and from 1998 to 2002 (continued)

(Amounts in EUR million)

	GDP per capita	Unemployment rate (%)	Population (‘000)	2002	1998-2002
Austria	111	3.9	8 092	998	3 489
Ostösterreich	118	4.5	3 419	151	574
Westösterreich	112	3.0	2 906	175	359
Südösterreich	94	4.3	1 767	140	379
Multiregional	—	—	—	150	681
Global loans	—	—	—	382	1 496
Portugal	74	4.1	9 989	1 770	8 515
Lisboa e Vale do Tejo	100	5.4	3 330	135	1 073
Madeira	72	2.3	261	83	232
Algarve	69	3.3	349	14	216
Norte	61	4.1	3 585	707	2 166
Alentejo	58	5.7	508	11	359
Centro	57	1.8	1 710	—	1 611
Açores	53	3.4	246	20	56
Multiregional	—	—	—	50	1 594
Global loans	—	—	—	750	1 209
Finland	101	11.0	5 166	744	3 011
Uusimaa	140	6.3	1 371	270	488
Etelä-Suomi	93	12.0	1 820	28	908
Pohjois-Suomi	86	15.2	557	216	303
Väli-Suomi	83	12.0	703	—	120
Itä-Suomi	74	15.5	689	—	63
Multiregional	—	—	—	80	670
Global loans	—	—	—	150	459
Sweden	101	6.2	8 858	720	3 490
Stockholm	133	3.6	1 793	269	997
Smaland Med Öarna	100	4.7	800	—	53
Mellersta Norrland	99	8.8	382	—	85
Övre Norrland	98	8.5	517	—	278
Norra Mellansverige	95	8.8	841	—	106
Östra Mellansverige	92	6.2	1 491	44	163
Sydsverige	91	7.6	1 273	207	699
Västsverige	89	6.5	1 761	66	211
Multiregional	—	—	—	87	711
Global loans	—	—	—	47	188
United Kingdom	101	5.6	59 501	3 328	15 175
London	147	7.0	7 285	931	2 272
South East	111	2.8	8 078	82	413
East	104	3.5	5 419	—	4
Scotland	97	7.1	5 119	238	1 442
East Midlands	94	4.9	4 191	—	496
West Midlands	92	6.1	2 627	300	1 033
South West	91	3.8	4 936	—	513
Yorkshire and Humberside	88	6.6	5 047	—	253
North West	87	6.4	6 881	—	1 474
Wales	81	6.5	2 937	—	202
North East	78	9.3	2 581	250	365
Northern Ireland	78	8.2	1 692	—	188
Multiregional	—	—	—	1 027	3 315
Global loans	—	—	—	500	3 206
Other (Art. 18)	—	—	—	300	1 174
Total	—	—	375 204	33 443	147 213

Table G: Conventions, Agreements, Financing Facilities, Financial Protocols and Decisions in force or under negotiation at 10 January 2003

Region or Country	Convention, Agreement, Facility, Financial Protocol or Decision	Year of expiry	EIB	EU	
			own resources envelope (EUR million)	Risk capital operations ⁽²⁾	budgetary resources envelope (EUR million)
African, Caribbean and Pacific States (ACP) ⁽³⁾	2 nd Financial Protocol to the Fourth Lomé Convention	Footnote ⁽⁴⁾	1 658	1 300	yes
	Investment Facility under Cotonou Partnership Agreement	Footnote ⁽⁵⁾	1 700	2 200 ⁽⁶⁾	195 ⁽⁷⁾
Overseas Countries and Territories (OCT) ⁽⁸⁾	Council Decision	Footnote ⁽⁴⁾	35	30	yes
Republic of South Africa	Council Decision	2007	825	—	no
Mediterranean Countries ^{(9) (10)}	Council Decision	2007	6 425	—	no
Turkey	Council Decision Turkish Earthquake Rehabilitation and Reconstruction Assistance (TERRA)	2003	600	—	no
Turkey	Council Decision EIB Special Action Programme in support of the consolidation and intensification of the EC-Turkey Customs Union	2007	450	—	no
Central and Eastern Europe ⁽¹¹⁾	Council Decision	2007	9 280	—	no
Russia	Council Decision	2004	100	—	no
Asia and Latin America ⁽¹²⁾	Council Decision	2007	2 480	—	no
EIB own resources lending facilities complementing lending under mandate					
Mediterranean Countries	Mediterranean Partnership Facility for Euro-Mediterranean Investment and Partnership (FEMIP) ⁽¹³⁾	2004	1 000	—	no
Pre-Accession Countries ⁽¹⁴⁾	Pre-Accession Facility II	2003	8 500	—	no

(1) Loans attracting interest subsidies from the European Development Fund in the case of certain projects in the ACP States and the OCT. Amounts required for interest subsidies are financed from grant aid.

(2) Granted and managed by the EIB.

(3) Africa: Angola, Benin, Botswana, Burkina Faso, Burundi, Cameroon, Cape Verde, Central African Republic, Chad, Comoros, Congo, Côte d'Ivoire, Democratic Republic of Congo, Djibouti, Equatorial Guinea, Eritrea, Ethiopia, Gabon, Gambia, Ghana, Guinea, Guinea-Bissau, Kenya, Lesotho, Liberia, Madagascar, Malawi, Mali, Mauritania, Mauritius, Mozambique, Namibia, Niger, Nigeria, Rwanda, São Tomé e Príncipe, Senegal, Seychelles, Sierra Leone, Somalia, South Africa, Sudan, Swaziland, Tanzania, Togo, Uganda, Zambia, Zimbabwe.

Caribbean: Antigua and Barbuda, Bahamas, Barbados, Belize, Dominica, Dominican Republic, Grenada, Guyana, Haiti, Jamaica, St Kitts and Nevis, St Lucia, St Vincent and the Grenadines, Suriname, Trinidad and Tobago.

Pacific: Cook Islands, Fiji Islands, Kiribati, Marshall Islands, Micronesia, Nauru, Niue, Palau, Papua New Guinea, Samoa, Solomon Islands, Tonga, Tuvalu, Vanuatu.

(4) Will expire upon entry into force of the Cotonou Partnership Agreement.

(5) Will expire 5 years after the date of entry into force.

(6) Investment Facility from the European Development Fund, granted and managed by the EIB.

(7) May also take the form of technical assistance.

(8) Greenland; Mayotte, New Caledonia and Dependencies, French Polynesia, French Southern and Antarctic Territories, St Pierre and Miquelon, Wallis and Futuna; Aruba, Netherlands Antilles; Anguilla, British Antarctic Territory, British Indian Ocean Territory, British Virgin Islands, Cayman Islands, Falkland Islands, Montserrat, Pitcairn Island, St Helena and Dependencies, South Georgia and Sandwich Islands, Turks and Caicos Islands.

(9) Algeria, Cyprus, Egypt, Gaza-West Bank, Israel, Jordan, Lebanon, Malta, Morocco, Syria, Tunisia, Turkey.

(10) Balances remaining under earlier financial protocols or the entire amounts originally provided for may be drawn on concomitantly.

(11) Albania, Bosnia-Herzegovina, Bulgaria, Croatia, Czech Republic, Estonia, Federal Republic of Yugoslavia, Former Yugoslav Republic of Macedonia, Hungary, Latvia, Lithuania, Poland, Romania, Slovakia, Slovenia.

(12) Asia: Bangladesh, Brunei, China, India, Indonesia, Laos, Macao, Malaysia, Mongolia, Nepal, Pakistan, Philippines, Singapore, South Korea, Sri Lanka, Thailand, Vietnam, Yemen.

Latin America: Argentina, Bolivia, Brazil, Chile, Colombia, Costa Rica, Ecuador, El Salvador, Guatemala, Honduras, Mexico, Nicaragua, Panama, Paraguay, Peru, Uruguay, Venezuela.

(13) In the context of FEMIP, additional EU budgetary resources are being made available up to end-2006, in the form of grants for technical assistance and risk capital activities.

(14) Bulgaria, Cyprus, Czech Republic, Estonia, Hungary, Latvia, Lithuania, Malta, Poland, Romania, Slovakia, Slovenia, Turkey.

Table H: Financing provided in the Accession Countries in 2002
Breakdown by country and sector

(EUR million)

	Total	(of which Pre-Accession Facility)	Sector					Global loans
			Energy	Communications	Water management and sundry	Industry Services	Health Education	
CENTRAL EUROPE	3 421	(2 921)	170	1 662	901	26	165	497
Poland	1 083	(1 083)	30	660	213	—	—	180
Czech Republic	898	(898)	—	285	460	18	95	40
Hungary	515	(515)	—	225	100	—	70	120
Romania	383	—	—	270	78	8	—	27
Slovenia	202	(202)	—	172	20	—	—	10
Latvia	123	(123)	80	33	—	—	—	10
Bulgaria	87	—	60	17	—	—	—	10
Slovakia	80	(50)	—	—	30	—	—	50
Estonia	50	(50)	—	—	—	—	—	50
MEDITERRANEAN	220	(220)	100	55	—	—	65	—
Cyprus	220	(220)	100	55	—	—	65	—
Total	3 641	(3 141)	270	1 717	901	26	230	497
<i>(of which Pre-Accession Facility)</i>								
CENTRAL EUROPE	—	(2 921)	(110)	(1 375)	(793)	(18)	(165)	(460)
MEDITERRANEAN	—	(220)	(100)	(55)	—	—	(65)	—

Table I: Financing provided in the Accession Countries from 1998 to 2002
Breakdown by country and sector

(EUR million)

	Total	(of which Pre-Accession Facility)	Sector					Global loans
			Energy	Communications	Water management and sundry	Industry Services	Health Education	
CENTRAL EUROPE	13 435	(9 350)	462	8 135	2 111	770	190	1 767
Poland	4 230	(4 120)	30	2 822	608	140	25	605
Czech Republic	2 227	(2 207)	—	1 140	680	32	95	280
Romania	2 107	—	104	1 581	337	8	—	77
Hungary	1 783	(1 683)	135	560	313	290	70	415
Slovenia	1 005	(905)	1	929	25	—	—	50
Bulgaria	730	—	60	447	53	100	—	70
Slovakia	722	(50)	51	329	42	200	—	100
Latvia	280	(218)	80	140	20	—	—	40
Lithuania	189	(5)	—	168	21	—	—	—
Estonia	162	(162)	—	20	12	—	—	130
MEDITERRANEAN	575	(545)	230	155	0	0	115	75
Cyprus	550	(520)	230	155	—	—	115	50
Malta	25	(25)	—	—	—	—	—	25
Total	14 010	(9 895)	692	8 290	2 111	770	305	1 842
<i>(of which Pre-Accession Facility)</i>								
CENTRAL EUROPE	—	(9 350)	(246)	(5 373)	(1 639)	(352)	(190)	(1 550)
MEDITERRANEAN	—	(545)	(200)	(155)	—	—	(115)	(75)

Table J: Financing provided in the Partner Countries in 2002
Breakdown by country and sector

	(EUR million)							
	Resources							Sector
	Total	own	budgetary	Energy	Communications	Water management and sundry	Industry Services	Global loans
EURO-MEDITERRANEAN								
PARTNERSHIP COUNTRIES	1 588	1 551	37	510	605	60	382	31
Turkey	561	555	6	90	225	40	200	6
Tunisia	290	290	—	150	120	—	20	—
Algeria	227	221	6	—	165	—	62	—
Egypt	225	200	25	150	50	—	—	25
Morocco	140	140	—	120	—	20	—	—
Syria	100	100	—	—	—	—	100	—
Lebanon	45	45	—	—	45	—	—	—
ACP-OCT	298	123	175	37	87	38	30	106
Africa	213	83	130	37	87	23	30	36
<i>Southern and Indian Ocean</i>	50	30	20	12	—	20	18	—
<i>West</i>	48	20	28	—	20	3	4	21
<i>Central and Equatorial</i>	42	—	42	—	34	—	8	—
<i>East</i>	40	—	40	25	—	—	—	15
<i>Multiregional</i>	33	33	—	—	33	—	—	—
Caribbean	81	40	41	—	—	15	—	66
Pacific	4	—	4	—	—	—	—	4
SOUTH AFRICA	50	50	—	—	—	—	—	50
ASIA, LATIN AMERICA (ALA)	174	174	—	55	50	—	—	70
<i>Latin America</i>	85	85	—	55	—	—	—	30
Brazil	55	55	—	55	—	—	—	—
Regional - Central America	30	30	—	—	—	—	—	30
<i>Asia</i>	90	90	—	—	50	—	—	40
Indonesia	50	50	—	—	50	—	—	—
Sri Lanka	40	40	—	—	—	—	—	40
BALKANS	425	425	—	70	310	—	25	20
Federal Republic of Yugoslavia	270	270	—	70	180	—	—	20
Croatia	130	130	—	—	130	—	—	—
Bosnia-Herzegovina	25	25	—	—	—	—	25	—
Total	2 534	2 323	212	672	1 052	98	437	277

Table K: Financing provided in the Euro-Mediterranean Partnership Countries from 1998 to 2002
Breakdown by country and sector

	(EUR million)							
	Resources							Sector
	Total	own	budgetary	Energy	Communications	Water management and sundry	Industry Services	Global loans
Turkey	1 628	1 610	18	90	297	589	200	453
Tunisia	977	928	49	240	258	190	69	220
Morocco	949	902	47	305	270	163	130	81
Egypt	943	893	50	378	55	175	180	155
Algeria	625	616	9	—	305	255	65	—
Syria	290	290	—	190	—	—	100	—
Jordan	234	223	11	—	—	40	183	11
Gaza-West Bank	133	117	16	35	20	40	12	26
Lebanon	105	105	—	—	45	—	—	60
Mediterranean Group	6	—	6	—	—	—	—	6
Total	5 890	5 684	206	1 238	1 250	1 452	939	1 012

Table L: Financing provided in the ACP States and the OCT from 1998 to 2002
Breakdown by country and sector

(EUR million)								
	Resources			Sector				
	Total	own	budgetary	Energy	Communications	Water management and sundry	Industry Services	Global loans
AFRICA	1 690.0	749.9	940.1	581.1	207.6	152.8	329.1	419.4
<i>Southern Africa and Indian Ocean</i>	<i>667.5</i>	<i>365.9</i>	<i>301.6</i>	<i>245.1</i>	<i>41.4</i>	<i>120.3</i>	<i>157.8</i>	<i>102.9</i>
Mozambique	150.0	74.4	75.6	39.1	9.0	—	89.0	12.9
Namibia	123.0	118.5	4.5	92.3	14.4	6.3	2.0	8.0
Zambia	105.5	—	105.5	41.5	—	—	21.0	43.0
Mauritius	85.0	83.0	2.0	12.0	18.0	55.0	—	—
Lesotho	54.0	54.0	—	—	—	54.0	—	—
Swaziland	48.2	17.5	30.7	23.2	—	—	15.0	10.0
Madagascar	45.0	—	45.0	25.0	—	4.0	8.0	8.0
Malawi	28.0	6.5	21.5	—	—	—	18.0	10.0
Zimbabwe	16.8	12.0	4.8	12.0	—	—	4.8	—
Regional	8.9	—	8.9	—	—	—	—	8.9
Seychelles	3.0	—	3.0	—	—	1.0	—	2.0
<i>West Africa</i>	<i>370.3</i>	<i>162.5</i>	<i>207.8</i>	<i>30.0</i>	<i>63.5</i>	<i>32.5</i>	<i>122.7</i>	<i>121.6</i>
Senegal	126.0	72.0	54.0	—	18.0	16.0	54.0	38.0
Mauritania	77.2	45.0	32.2	—	—	2.5	59.0	15.7
Regional	56.8	20.0	36.8	30.0	—	—	—	26.8
Ghana	26.5	—	26.5	—	—	—	4.5	22.0
Benin	26.1	—	26.1	—	20.0	—	—	6.1
Burkina Faso	21.0	—	21.0	—	—	14.0	1.0	6.0
Cape Verde	20.0	20.0	—	—	20.0	—	—	—
Mali	5.7	—	5.7	—	—	—	3.7	2.0
Côte d'Ivoire	5.5	5.5	—	—	5.5	—	—	—
Nigeria	5.0	—	5.0	—	—	—	—	5.0
Guinea	0.5	—	0.5	—	—	—	0.5	—
<i>East Africa</i>	<i>333.1</i>	<i>84.5</i>	<i>248.6</i>	<i>162.0</i>	<i>24.7</i>	<i>—</i>	<i>13.6</i>	<i>132.8</i>
Kenya	119.4	78.0	41.4	41.0	—	—	13.4	65.0
Tanzania	78.8	—	78.8	55.0	12.8	—	—	11.0
Uganda	68.0	6.5	61.5	—	11.0	—	0.2	56.8
Ethiopia	66.0	—	66.0	66.0	—	—	—	—
Regional	0.9	—	0.9	—	0.9	—	—	—
<i>Central and Equatorial Africa</i>	<i>257.0</i>	<i>104.0</i>	<i>153.0</i>	<i>144.0</i>	<i>45.0</i>	<i>—</i>	<i>35.0</i>	<i>33.0</i>
Cameroon	114.7	34.0	80.7	64.7	12.0	—	23.0	15.0
Regional	54.0	54.0	—	54.0	—	—	—	—
Gabon	44.0	11.0	33.0	—	22.0	—	12.0	10.0
Chad	25.3	5.0	20.3	25.3	—	—	—	—
Rwanda	19.0	—	19.0	—	11.0	—	—	8.0
<i>Multiregional project</i>	<i>62.1</i>	<i>33.0</i>	<i>29.1</i>	<i>—</i>	<i>33.0</i>	<i>—</i>	<i>—</i>	<i>29.1</i>
CARIBBEAN	327.6	169.0	158.6	77.0	57.0	31.0	9.1	153.5
Dominican Republic	94.0	63.0	31.0	9.0	—	—	—	85.0
Jamaica	77.0	30.0	47.0	—	42.0	15.0	—	20.0
Barbados	45.0	45.0	—	30.0	15.0	—	—	—
Guyana	20.5	—	20.5	20.0	—	—	—	0.5
Regional	17.0	—	17.0	—	—	—	—	17.0
Trinidad and Tobago	16.3	8.0	8.3	—	—	—	0.3	16.0
Haiti	16.0	—	16.0	—	—	16.0	—	—
Dominica	13.0	10.0	3.0	10.0	—	—	—	3.0
Belize	8.8	—	8.8	—	—	—	8.8	—
Saint Lucia	8.0	5.0	3.0	—	—	—	—	8.0
Suriname	4.0	4.0	—	4.0	—	—	—	—
Saint Vincent and the Grenadines	4.0	4.0	—	4.0	—	—	—	—
Saint Kitts and Nevis	4.0	—	4.0	—	—	—	—	4.0
PACIFIC	18.3	—	18.3	—	5.0	—	2.3	11.0
Samoa	9.0	—	9.0	—	—	—	—	9.0
Vanuatu	5.0	—	5.0	—	5.0	—	—	—
Fiji	2.3	—	2.3	—	—	—	2.3	—
Kiribati	2.0	—	2.0	—	—	—	—	2.0
ACP GROUP	78.0	50.0	28.0	—	—	—	8.0	70.0
Total ACP States	2 113.8	968.9	1 144.9	658.1	269.6	183.8	348.4	653.9
OCT	31.0	20.5	10.5	5.5	5.0	—	—	20.5
Grand total	2 144.8	989.4	1 155.4	663.6	274.6	183.8	348.4	674.4

Table M: Financing provided in South Africa from 1998 to 2002
Breakdown by country and sector

	Total	Sector				
		Energy	Communications	Water management and sundry	Industry Services	Global loans
South Africa	627	57	145	45	25	355
Total	627	57	145	45	25	355

Table N: Financing provided in Asia and Latin America from 1998 to 2002
Breakdown by country and sector

	Total	Sector				
		Energy	Communications	Water management and sundry	Industry Services	Global loans
Latin America	1 277	451	275	57	369	124
Brazil	709	190	171	—	289	59
Argentina	308	187	—	57	64	—
Panama	104	—	104	—	—	—
Mexico	90	74	—	—	16	—
Regional (Central America)	65	—	—	—	—	65
Asia	644	195	132	120	129	68
Indonesia	193	70	50	45	—	28
Philippines	143	—	—	50	93	—
Thailand	96	70	26	—	—	—
China	81	—	56	25	—	—
Vietnam	55	55	—	—	—	—
Sri Lanka	40	—	—	—	—	40
Bangladesh	36	—	—	—	36	—
Total	1 921	646	408	177	498	192

Table O: Financing provided in the Balkans from 1998 to 2002
Breakdown by country and sector

	Total	Sector				
		Energy	Communications	Water management and sundry	Industry Services	Global loans
Federal Republic of Yugoslavia	336	70	246	—	—	20
Croatia	276	—	230	—	—	46
Bosnia-Herzegovina	185	60	100	—	25	—
FYROM	150	—	130	—	—	20
Albania	103	30	73	—	—	—
Total	1 050	160	779	—	25	86

Table P: Borrowings signed in 2002 - List of operations

Month of issue	Subscription currency	Characteristics	Amount (million) Currency	Amount (million) EUR	Life (years)	Coupon (%)/ Structure	
Medium and long-term operations (before swaps)							
PUBLIC BORROWING OPERATIONS							
January	USD	(1)	200	226.9	5.0	4.750	
	EUR	(1)	10	10.0	4.8	structured	
	GBP		100	164.3	3.9	6.125	
	PLN	(1)	100	28.6	2.0	9.000	
	HUF	(1)	7 000	28.6	2.0	7.750	
	USD		3 000	3 404.1	3.2	4.000	
	TWD		1 000	32.4	4.2	3.100	
	TWD		1 000	32.4	4.5	3.110	
	TWD		1 000	32.4	4.7	3.130	
	TWD		1 000	32.4	5.0	3.170	
	TWD		1 000	32.4	5.2	3.170	
	TWD		1 000	32.4	5.5	3.18	
	TWD		1 000	32.4	5.7	3.190	
	GBP	(1)	150	246.5	4.9	5.000	
	GBP		150	246.5	2.8	6.000	
	ZAR	(1)	150	14.4	5.9	8.500	
	EUR	(2)	2 000	2 000.0	3.2	3.875	
	USD	(1)	75	86.8	10.0	structured	
	USD	(1)	20	23.2	20.0	structured	
	USD	(1)	20	23.2	20.0	structured	
	USD	(1)	20	23.2	20.0	structured	
	ZAR	(1)	150	15.1	4.5	9.000	
	ZAR	(1)	350	35.2	4.9	11.000	
	HUF	(1)	5 000	20.5	1.0	7.500	
	NOK	(1)	100	12.8	5.5	5.375	
	PLN	(1)	148	41.1	9.8	zero coupon	
	February	USD	(1)	10	11.6	10.0	structured
		NOK	(1)	500	64.8	6.0	6.500
		USD		3 000	3 473.4	5.0	4.625
		PLN	(1)	98	26.8	15.3	zero coupon
	March	USD	(1)	20	23.1	2.5	structured
		NOK	(1)	400	51.9	4.0	6.750
USD		(1)	500	578.0	6.7	5.500	
GBP		(1)	1 000	1 636.3	2.9	floating	
AUD		(1)	880	525.0	3.0	5.250	
GBP		(1)	150	244.7	4.7	5.000	
CZK		(1)	1 000	32.2	5.0	5.000	
ZAR		(1)	150	15.1	4.3	9.000	
NOK		(1)	250	32.5	5.9	6.500	
April		EUR	(1)	15	15.0	15.0	zero coupon
	PLN	(1)	50	13.9	1.7	9.000	
	EUR		30	30.0	5.0	structured	
	USD	(1)	500	555.1	3.6	4.250	
	EUR		250	250.0	8.0	5.125	
	NZD	(1)	100	49.6	5.6	7.000	
	ZAR	(1)	150	15.1	8.9	10.500	
May	USD	(1)	100	111.0	8.0	structured	
	PLN	(1)	100	27.7	1.7	9.000	
	EUR	(2)	5 000	5 000.0	10.4	5.375	
	DKK	(1)	400	53.8	8.0	5.000	
	USD		3 000	3 330.4	3.3	4.000	
June	EUR	(1)	10	10.0	4.0	structured	
	GBP	(1)	150	234.2	4.4	5.000	
	HUF	(1)	4 000	16.5	1.5	7.750	
	EUR	(1)	30	30.0	6.0	structured	
	PLN	(1)	53	13.2	9.4	zero coupon	
July	HUF		10 000	40.8	10.2	9.500	
	USD	(1)	285	285.7	4.0	3.600	
	GBP	(1)	200	307.8	4.4	5.000	
	EUR	(1)	25	25.0	10.0	structured	
	USD	(1)	50	50.1	10.0	0.500	
	GBP		150	230.8	3.4	6.125	
August	GBP	(1)	150	230.8	4.4	5.000	
	HUF	(1)	4 000	16.3	1.4	7.750	
	GBP		100	159.7	18.8	5.375	
	GBP		100	159.7	9.3	5.500	
	GBP	(1)	100	157.4	4.2	5.000	

Table P: Borrowings signed in 2002 - List of operations (continued)

Month of issue	Subscription currency	Characteristics	Amount (million) Currency	Amount (million) EUR	Life (years)	Coupon (%)/ Structure
September	EUR	(1)	150	150.0	5.0	structured
	GBP		100	157.4	4.2	7.625
	GBP		150	236.1	9.2	5.500
	PLN	(1)	42	10.2	15.0	zero coupon
	ZAR	(1)	150	14.5	5.2	8.500
	GBP		100	157.4	22.6	5.500
October	EUR	(2)	5 000	5 000.0	3.1	3.500
	GBP	(1)	200	317.7	6.0	4.500
	GBP		100	158.9	29.6	5.625
	AUD	(1)	1 285	709.9	3.0	4.400
	EUR	(1)	25	25.0	5.0	structured
	GBP		100	158.9	22.5	5.500
	CZK	(1)	550	18.2	20.0	4.000
	NOK	(1)	400	54.3	5.0	6.250
	EUR	(1)	100	100.0	6.0	structured
	CZK	(1)	1 250	40.6	5.0	3.250
	EUR	(1)	10	10.0	5.0	zero coupon
	GBP	(1)	100	158.1	5.9	4.500
	November	HUF	(1)	4 000	16.6	1.2
CZK		(1)	365	11.8	15.0	zero coupon
GBP		(1)	100	156.4	4.0	5.000
NOK		(1)	250	33.9	5.0	6.250
TWD			1 000	28.9	5.0	structured
TWD			1 000	28.9	5.0	structured
TWD			1 000	28.9	5.0	structured
TWD			1 000	28.9	5.0	structured
TWD			1 000	28.9	7.0	structured
TWD			1 000	28.9	7.0	structured
TWD			1 000	28.9	10.0	structured
TWD			1 000	28.9	10.0	structured
USD		(1)	750	760.3	3.0	2.500
GBP			100	156.4	3.0	6.125
CZK		(1)	2 000	64.8	5.0	3.250
EUR	(1)	50	50.0	5.9	structured	
JPY	(1)	3 000	24.7	25.0	structured	
December	CZK	(1)	1 000	32.4	6.2	8.200
	EUR	(1)	100	100.0	5.0	structured
	GBP		100	156.4	3.0	6.125
	GBP		120	187.6	10.7	structured
	CZK	(1)	1 000	32.4	5.0	3.250
			107 operations		34 505.2	

(1) Operations launched under MTN or debt issuance programmes; (2) EARN

PRIVATE BORROWING OPERATIONS

1	EUR	(1)	500	500.0		1.400
2	GBP		102	160.0		6.875-9.875
1	AUD	(1)	80	48.8		5.300
2	HKD	(1)	1 100	161.2		3.400-5.180
77	JPY	(1)	122 800	1 055		structured
1	JPY		20 000	165.2		structured
18	USD	(1)	860	898.2		structured
2	USD	(1)	510	519		3.900-4.500
			104 operations	3 507.0		

N.B.: Zero coupon issues are calculated on the basis of the nominal amount multiplied by the net issue price.

GRAND TOTAL **211 operations (*)** **38 012.3**

(*) Effectively 219 transactions, given that certain operations were conducted in a number of tranches.

Table Q: Borrowings signed in 2002 - Breakdown by currency before/after swaps

	(EUR million)				
	Before swaps		Swaps	After swaps	
	Amount	%	amount	Amount	%
MEDIUM AND LONG-TERM OPERATIONS					
<i>European Union</i>	19 539	51.4	9 626	29 165	76.7
EUR	13 305	35.0	9 136	22 441	59.0
DKK	54	0.1	81	135	0.4
GBP	6 180	16.3	47	6 227	16.4
SEK	—	—	362	362	1.0
Total Pre-in	6 234	16.4	490	6 724	17.7
<i>Outside the European Union</i>	18 473	48.6	- 9 622	8 851	23.3
AUD	1 284	3.4	- 1 284	—	—
CZK	232	0.6	174	407	1.1
HKD	161	0.4	- 161	—	—
HUF	139	0.4	- 34	105	0.3
JPY	1 245	3.3	- 1 245	—	—
NOK	250	0.7	- 185	65	0.2
NZD	50	0.1	- 50	—	—
PLN	162	0.4	- 148	13	0.0
TWD	458	1.2	- 458	—	—
USD	14 383	37.8	- 6 151	8 231	21.7
ZAR	109	0.3	- 80	30	0.1
TOTAL	38 012	100	3 (1)	38 016	100
- of which: fixed	35 189	92.6	- 29 664 (2)	5 525	14.5
- of which: floating	2 823	7.4	29 667 (2)	32 491	85.5

(1) Exchange adjustments; (2) After fixed/reverse floaters.

Table R: Borrowings signed (before swaps) in 2002 under medium-term note or debt issuance programmes (excluding EARNs)

(Amounts in millions)				
	Number of transactions		Currency	EUR
Total EU	25			4 769
	14	<i>EUR</i>	1 025	1 025
	1	DKK	400	54
	10	GBP	2 300	3 690
Total non-EU	154			7 601
	3	AUD	2 245	1 284
	7	CZK	7 165	232
	2	HKD	1 100	161
	5	HUF	24 000	98
	82	JPY	125 800	1 080
	6	NOK	1 900	250
	1	NZD	100	50
	7	PLN	591	162
	33	USD	3 920	4 175
	8	ZAR	1 100	109
Total	179			12 370

Table S: Borrowings signed (before swaps) from 1998 to 2002

(EUR million)

	1998		1999		2000		2001		2002	
	amount	%	amount	%	amount	%	amount	%	amount	%
1. Resources borrowed										
European Union										
ECU/EUR (*)	3 500	11.6	11 646	41.1	6 607	22.8	10 398	32.2	13 305	35.0
DEM	2 854	9.5								
FRF	696	2.3								
ITL	4 219	14.0								
BEF	—	—								
NLG	—	—								
IEP	—	—								
LUF	49	0.2								
ESP	357	1.2								
PTE	74	0.2								
ATS	—	—								
FIM	—	—								
Total Euro-11 (**)	11 749	39.0	11 646	41.1	6 607	22.8	10 398	32.2	13 305	35.0
DKK	—	—	—	—	—	—	—	—	54	0.1
GBP	7 949	26.4	6 974	24.6	14 352	49.5	6 862	21.2	6 180	16.3
GRD	255	0.8	289	1.0	—	—	—	—	—	—
SEK	120	0.4	—	—	—	—	—	—	—	—
Total Pre-in	8 324	27.6	7 263	25.6	14 352	49.5	6 862	21.2	6 234	16.4
Total	20 073	66.6	18 909	66.7	20 959	72.3	17 261	53.4	19 539	51.4
of which: fixed	19 720	65.4	17 709	62.5	20 266	69.9	16 985	52.6	17 390	45.7
of which: floating	353	1.2	1 201	4.2	694	2.4	275	0.9	2 149	5.7
Outside the European Union										
AUD	—	—	244	0.9	—	—	117	0.4	1 284	3.4
CAD	62	0.2	14	0.0	—	—	—	—	—	—
CHF	125	0.4	622	2.2	641	2.2	204	0.6	—	—
CZK	64	0.2	85	0.3	111	0.4	16	0.0	232	0.6
EEK	9	0.0	—	—	—	—	—	—	—	—
HKD	—	—	514	1.8	524	1.8	413	1.3	161	0.4
HUF	28	0.1	49	0.2	—	—	79	0.2	139	0.4
JPY	28	0.1	753	2.7	182	0.6	379	1.2	1 245	3.3
NOK	60	0.2	190	0.7	—	—	50	0.2	250	0.7
NZD	175	0.6	45	0.2	—	—	—	—	50	0.1
PLN	—	—	—	—	93	0.3	209	0.6	162	0.4
SKK	—	—	66	0.2	—	—	—	—	—	—
TWD	170	0.6	179	0.6	390	1.3	313	1.0	458	1.2
USD	9 005	29.9	6 447	22.8	5 975	20.6	13 092	40.5	14 383	37.8
ZAR	344	1.1	217	0.8	126	0.4	171	0.5	109	0.3
Total	10 072	33.4	9 425	33.3	8 042	27.7	15 044	46.6	18 473	48.6
of which: fixed	10 001	33.2	9 338	33.0	8 042	27.7	14 728	45.6	17 799	46.8
of which: floating	71	0.2	87	0.3	—	—	316	1.0	674	1.8
TOTAL	30 144	100.0	28 334	100.0	29 002	100.0	32 305	100.0	38 012	100.0
of which: fixed	29 720	98.6	27 046	95.5	28 308	97.6	31 713	98.2	35 189	92.6
of which: floating	424	1.4	1 288	4.5	694	2.4	591	1.8	2 823	7.4
Medium and long-term operations										
- Public borrowing operations	29 708	98.6	26 730	94.3	28 027	96.6	31 161	96.5	34 505	90.8
- Private borrowing operations	437	1.4	1 604	5.7	974	3.4	1 144	3.5	3 507	9.2
of which medium-term notes	5 640	18.7	8 709	30.7	6 394	22.0	5 845	18.1	12 370	32.5
2. Euro debt exchange										
offer programme	1 318 (1)		961 (1)		—		—		—	
GRAND TOTAL	31 463		29 295		29 002		32 305		38 012	

(*) 1998: EUR with issue price and coupon initially payable in ECU; from 1999: EUR

(**) Euro-12 as from 2001 with integration of the GRD

(1) 1998: DEM FRF ITL; 1999: EUR FRF ITL

Table T: Borrowings signed (after swaps) from 1998 to 2002

(EUR million)

	1998		1999		2000		2001		2002	
	amount	%	amount	%	amount	%	amount	%	amount	%
1. Resources raised										
European Union										
ECU/EUR (*)	3 554	11.8	12 422	43.8	12 366	42.6	21 535	66.9	22 441	59.0
DEM	4 675	15.5								
FRF	847	2.8								
ITL	4 219	14.0								
BEF	—	—								
NLG	—	—								
IEP	—	—								
LUF	—	—								
ESP	1 102	3.7								
PTE	395	1.3								
ATS	—	—								
FIM	128	0.4								
Total Euro-11 (**)	14 921	49.6	12 422	43.8	12 366	42.6	21 535	66.9	22 441	59.0
DKK	30	0.1	186	0.7	108	0.4	31	0.1	135	0.4
GBP	8 069	26.8	6 974	24.6	11 105	38.2	6 971	21.7	6 227	16.4
GRD	255	0.8	15	0.1	—	—				
SEK	120	0.4	60	0.2	185	0.6	60	0.2	362	1.0
Total Pre-in	8 474	28.2	7 236	25.5	11 398	39.3	7 062	22.0	6 724	17.7
Total	23 395	77.7	19 658	69.3	23 764	81.8	28 597	88.9	29 165	76.7
of which: fixed	13 956	46.4	4 641	16.4	4 200	14.5	5 930	18.4	5 525	14.5
of which: floating	9 439	31.4	15 017	53.0	19 564	67.4	22 667	70.5	23 640	62.2
Outside the European Union										
CHF	125	0.4	622	2.2	641	2.2	204	0.6	—	—
CZK	11	0.0	85	0.3	139	0.5	23	0.1	407	1.1
HUF	28	0.1	49	0.2	—	—	—	—	105	0.3
JPY	—	—	—	—	363	1.2	541	1.7	—	—
NOK	60	0.2	—	—	78	0.3	—	—	65	0.2
PLN	—	—	—	—	52	0.2	142	0.4	13	0.0
SKK	—	—	—	—	—	—	111	0.3	—	—
USD	6 451	21.4	7 825	27.6	3 891	13.4	2 484	7.7	8 231	21.7
ZAR	29	0.1	116	0.4	110	0.4	69	0.2	30	0.1
Total	6 703	22.3	8 697	30.7	5 274	18.2	3 575	11.1	8 851	23.3
of which: fixed	2 001	6.6	1 865	6.6	832	2.9	424	1.3	—	—
of which: floating	4 702	15.6	6 833	24.1	4 442	15.3	3 151	9.8	8 851	23.3
TOTAL	30 098	100.0	28 355	100.0	29 038	100.0	32 172	100.0	38 016	100.0
of which: fixed	15 957	53.0	6 506	22.9	5 032	17.3	6 354	19.8	5 525	14.5
of which: floating	14 141	47.0	21 850	77.1	24 006	82.7	25 818	80.2	32 491	85.5
Medium and long-term operations										
- Public borrowing operations	29 660	98.5	26 743	94.3	28 064	96.6	31 033	96.5	34 445	90.6
- Private borrowing operations	438	1.5	1 613	5.7	974	3.4	1 139	3.5	3 570	9.4
of which medium-term notes	5 633	18.7	8 709	30.7	6 394	22.0	5 845	18.2	12 370	32.5
2. Euro debt exchange offer programme	1 318 (1)		961 (1)		—		—		—	
GRAND TOTAL	31 417		29 317		29 038		32 172		38 016	

(*) 1998: EUR with issue price and coupon initially payable in ECU; from 1999: EUR

(**) Euro-12 as from 2001 with integration of the GRD

(1) 1998: DEM FRF ITL; 1999: EUR FRF ITL

Table U: Medium and long-term resources raised in ECU/EUR from 1981 to 2002

(Amounts in million)

Year	Fixed rate		Floating rate		Raised in ECU/EUR (A)	Total raised (B)	A/B as %
	Before swaps	After swaps	Before swaps	After swaps			
1981-1996	11 410	10 960	2 375	—	13 335	142 645	9.3
1997	1 300	1 300	—	—	1 300	23 025	5.6
1998	3 500	2 850	704	—	3 554	30 098	11.8
1999	11 253	2 155	10 267	—	12 422	28 355	43.8
2000	6 507	1 742	10 624	—	12 366	29 038	42.6
2001	10 368	4 161	17 374	—	21 535	32 172	66.9
2002	12 980	5 040	17 401	—	22 441	38 016	59.0
Total	57 318	28 209	58 744	—	86 953	323 350	26.9

From 1997 to 1998, euro-denominated issues with issue price and coupon initially payable in ECU. Euro introduced as from 1999.

Conversion rates

The conversion rates used by the EIB during each quarter for recording statistics of its financing operations - contract signatures and disbursements - as well as of its borrowings are those obtaining on the last working day of the previous quarter; in 2002, these were as follows:

1 euro =	EUR				
Austrian Schilling	ATS	13.7603			
Belgian franc	BEF	40.3399			
Deutsche Mark	DEM	1.95583			
Spanish peseta	ESP	166.386			
Finnish markka	FIM	5.94573			
French franc	FRF	6.55957			
Greek drachma	GRD	340.750			
Irish pound	IEP	0.787564			
Italian lira	ITL	1 936.27			
Luxembourg franc	LUF	40.3399			
Netherlands guilder	NLG	2.20371			
Portuguese escudo	PTE	200.482			
		31.12.2001	31.03.2002	30.06.2002	30.09.2002
		1st quarter	2nd quarter	3rd quarter	4th quarter
		2002	2002	2002	2002
Danish krone	DKK	7.43650	7.44360	7.42920	7.42740
Pound sterling	GBP	0.6085	0.6130	0.6498	0.6295
Swedish krona	SEK	9.30120	9.03040	9.10150	9.15160
United States dollar	USD	0.8813	0.8724	0.9975	0.9860
Japanese yen	JPY	115.33	115.51	118.20	119.67

The EIB wishes to thank the following promoters and agencies for the photographs illustrating this report:

Eiffage SA (p. 9), Digital Vision (pp. 6, 10, 14, 22, 23, 25), DEPA SA (p. 26), Billund Airport (p. 4), Emssperrwerk Project Team (p. 5), Attiki Odos SA (p. 7), Centro Intermodal de Logística SA (p. 8), Poste Italiane (p. 11), Cargolux (p. 11), Huivuilcentrale Noord-Holland NV (p. 12), Infineon Technologies Villach AG (p. 12), Metro do Porto, SA (pp. 2, 13), Gambro AB (p. 14), Scottish and Southern Energy plc (p. 15), Isopress Senepart (p. 16), Sue Cunningham (p. 17), Electricity Authority of Cyprus (p. 17), Office National d'Electricité (p. 18), La Vie du Rail, Barberon (p. 19), Grands Moulins de Mauritanie SA (p. 19), Compagnie fruitière (p. 20), Federal Republic of Yugoslavia (p. 21), Telefónica España (p. 24).

For further information on EIB activity, please consult our website (www.eib.org) which contains a regularly updated complete list of projects. You may also contact the Info-Desk, Information and Communications Department, tel. (+352) 43 79-3122, fax (+352) 43 79-3189.

EIB Group addresses

European Investment Bank

100, boulevard Konrad Adenauer
L-2950 Luxembourg
Tel. (+352) 43 79-1
Fax (+352) 43 77 04

Website: www.eib.org

E-mail: info@eib.org



Department for Interinstitutional Affairs Brussels Office:

Rue de la Loi 227
B-1040 Bruxelles
Tel. (+32-2) 235 00 70
Fax (+32-2) 230 58 27

aDepartment for Lending Operations in Italy, Greece, Cyprus and Malta:

Via Sardegna 38
I-00187 Roma
Tel. (+39) 06 47 19-1
Fax (+39) 06 42 87 34 38

Athens Office:

364, Kifissias Ave & 1, Delfon
GR-152 33 Halandri/Athens
Tel. (+30) 21 06 82 45 17
Fax (+30) 21 06 82 45 20

Berlin Office:

Lennéstraße 11
D-10785 Berlin
Tel. (+49-30) 59 00 47 90
Fax (+49-30) 59 00 47 99

Lisbon Office:

Avenida da Liberdade, 144-156, 8º
P-1250-146 Lisboa
Tel. (+351) 213 42 89 89
Fax (+351) 213 47 04 87

London Office:

2 Royal Exchange Buildings
London EC3V 3LF
United Kingdom
Tel. (+44) 20 73 75 96 60
Fax (+44) 20 73 75 96 99

Madrid Office:

Calle José Ortega y Gasset, 29
E-28006 Madrid
Tel. (+34) 914 31 13 40
Fax (+34) 914 31 13 83

Cairo Office:

6 Boulous Hannah Street
Dokki, Giza (Cairo)
Egypt
Tel. (+20-2) 762 00 77

European Investment Fund

43, avenue J.F. Kennedy
L-2968 Luxembourg
Tel. (+352) 42 66 88-1
Fax (+352) 42 66 88-200

Website: www.eif.org

E-mail: info@eif.org



**European
Investment
Fund**

