



EUROPEAN COMMISSION

General budget of the European Union for the financial year 2003



The figures

EUROPEAN COMMISSION

**GENERAL BUDGET
OF THE EUROPEAN UNION
FOR THE FINANCIAL YEAR 2003**

The figures

BRUSSELS • LUXEMBOURG, JANUARY 2003

A great deal of additional information on the European Union is available on the Internet.
It can be accessed through the Europa server (<http://europa.eu.int>).

Cataloguing data can be found at the end of this publication.

Luxembourg: Office for Official Publications of the European Communities, 2003

ISBN 92-894-4751-6

© European Communities, 2003

Reproduction is authorised provided the source is acknowledged.

Printed in France

PRINTED ON WHITE CHLORINE-FREE PAPER

CONTENTS

	Page
General presentation	5
Financial perspective 2000-2006	7
Figures by financial perspective heading	8
Summary of appropriations 2002 and 2003.....	12
Heading 1: Common agricultural policy.....	13
Heading 2: Structural operations.....	14
Heading 3: Internal policies	15
Headings 4 and 7: External action and pre-accession aid	16
Heading 5: Administrative expenditure of all the institutions	17
Breakdown of financing by type of revenue.....	18
2003 Budget by Policy Area.....	19

GENERAL PRESENTATION

The general budget for 2003 was adopted on 19 December 2002 after Parliament's second reading.

The budget as adopted totals € 99 686 million for commitments and € 97 503 million for payments. Compared with 2002, commitment appropriations remain at roughly the same level (an increase of 0.3 %), just below the € 100 billion mark. This 2003 budget will finance all the traditional priorities and prepare the ground for enlargement. It complies with the new Financial Regulation adopted in June 2002.

Appropriations for payments rise by a modest 1.9 %, but, in view of the very small increase in appropriations for commitments, this demonstrates the determination of budgetary authority and Commission alike to tackle the problem of outstanding commitments still awaiting payment. The budget also reflects the consolidation efforts being made by Member States with their national budgets.

Because of the very tight grip on budget growth, a substantial margin of € 5 435 million in payments and € 2 629 in commitments is left beneath the ceilings set in the financial perspective.

Appropriations for **agricultural expenditure** rise by 1.2 % to € 44 780 million, leaving a substantial margin of € 2 597 million beneath the ceiling. The traditional letter of amendment in autumn proposed a cut of € 337.4 million in the expenditure entered by the Commission in its preliminary draft, and this was accepted by the budgetary authority in a single reading. These savings are the net result of large increases in certain sectors offset by reductions in others. Adjustments to the EUR-USD exchange rate have caused some increases. The letter of amendment also made two changes to the nomenclature, inserting a line to identify export refunds for live cattle and transferring the line for genetic resources to the 'internal policies' heading of the financial perspective. The amount in the 2003 budget for rural development is the maximum possible, but the letter of amendment changed the distribution between countries in the preliminary draft in order to reflect the Member States' programmes.

Expenditure for **structural operations** comes to € 33 980 million, a figure which exceeds the ceiling by € 12 million. This overrun is financed by use of the flexibility instrument and covers the amount remaining from the programme for restructuring the Spanish and Portuguese fishing fleet following the non-renewal of the fisheries agreement with Morocco. This is an exception to the principle that the flexibility instrument should not be used two years in succession for the same need. The 2003 budget provides € 33 173 million in payment appropriations for structural operations, an increase of 3.2 % over 2002. This reflects the determination of the budgetary authority to keep the overall increase in payment appropriations under control. An amending budget may be presented should additional appropriations prove necessary in the course of the year. Within the overall allocation for structural operations the Cohesion Fund receives € 2 839 million for commitments and € 2 650 million for payments.

The 2003 budget carries € 6 795.8 million for **internal policies**, 5 % down on 2002 owing to the large increase in the 2002 budget as a result of supplementary and amending budget 5/2002 which mobilised the European Solidarity Fund for the floods in Germany, Austria and France. That amending budget took the 2002 budget € 598 million above the ceiling authorised by the financial perspective, while the 2003 budget practically touches the ceiling, leaving a margin of only € 199 000. Within the overall allocation it

should be pointed out that the research framework programme is awarded the same amount as in 2002, whereas there are large increases for transport, energy, the environment, the labour market and the social dimension-employment. Payment appropriations are at much the same level as in 2002, with an increase of only 0.8 %. As mentioned earlier, this heading has a new line for genetic resources. Other new lines have been entered for pilot projects launched by Parliament, including mobility for the elderly, preparation of SMEs for enlargement, regions of knowledge and Kyoto-Europe: clean development mechanism. On the subject of pilot projects and preparatory measures, a joint declaration approved at the November conciliation meeting provides for the Commission to supply regular information on the implementation and evaluation of such initiatives.

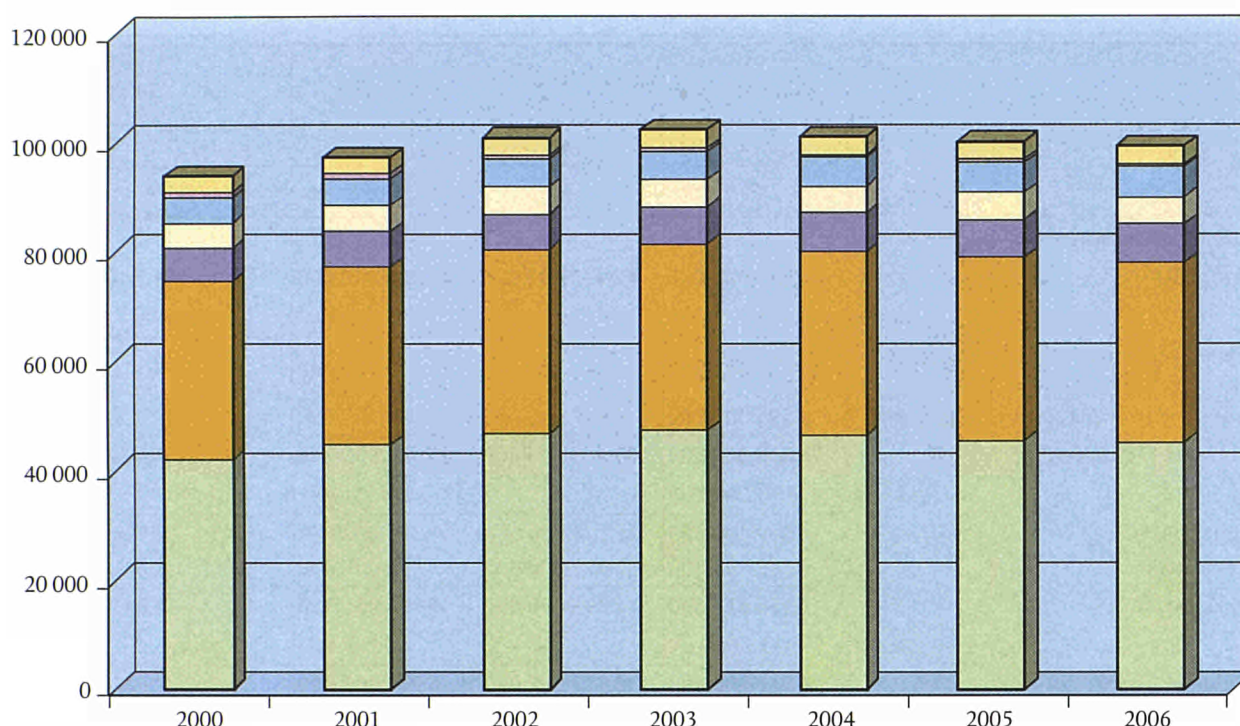
For the first time in a number of years there has been no unexpected international crisis affecting **external action** during the procedure. The commitment appropriations, up by 1.6 % on 2002, leave a margin of € 22.6 million, which should make it possible to deal to some extent with any new events not currently covered. The food aid and humanitarian aid lines are down on 2002 as mobilisation of the emergency aid reserve late in the year for the famine in the Horn of Africa provided advance cover for some of the requirements which would otherwise have had to be met by the 2003 budget. The European contribution to the Global Health Fund is set at € 42 million, but a further contribution is to come from the European Development Fund and more may be added if the contribution is not sufficient to guarantee the EU a seat on the Fund's board. A new line is entered, as a pilot project, for poverty-related diseases other than those covered by the Global Health Fund. The funds earmarked for CFSP are increased substantially to € 47.5 million, to finance in particular the EU police force in Bosnia-Herzegovina. A joint declaration agreed during the budgetary negotiations spells out the arrangements for informing and consulting Parliament in this area. The transfer of the appropriations for Turkey from the Mediterranean chapter to the pre-accession chapter accounts for the marked changes in these chapters. The 2003 budget confirms the aid for the reconstruction of Afghanistan and the traditional priorities for external policies. In line with the objective of reducing outstanding commitments, the payment appropriations for this heading are 3.8 % up on 2002.

In heading 7, **pre-accession aid**, the commitment appropriations are, as always, at the ceiling. But this is nevertheless a reduction in relation to the 2002 budget, since the Czech Republic also received aid from the EU Solidarity Fund in 2002. Payment appropriations rise by 4.3 %, the biggest increase for all the headings, to cover the amounts committed since 2000 but not yet paid.

A margin of € 20.9 million is left for **administrative expenditure** in heading 5. This heading looked likely to cause particular difficulties in 2003 to cover the preparation of the institutions for enlargement in terms of infrastructure and to make an early start on preparing future programmes by recruiting nationals of the new Member States on temporary posts. Financing of these preparations was arranged by bringing forward some interinstitutional spending in supplementary and amending budget 6/2002. The increase over 2002 amounts to 3.5 %, with 0.7 % for the Commission, 6.7 % for the other institutions and 6.7 % for pensions. It should be borne in mind that administrative expenditure accounts for only 5.4 % of the total budget in terms of commitments.

For the financing of the Community budget, a balance of € 1 billion from the 2002 outturn has already been entered by letter of amendment 3/2003. The payment appropriations in the budget amount to 1.02 % of Member States' gross national income, the authorised limit being 1.24 %

Financial perspective 2000-2006



(EUR million)

Appropriations for commitments	Current prices				2003 prices		
	2000	2001	2002	2003	2004	2005	2006
1. AGRICULTURE	41 738	44 530	46 587	47 378	46 285	45 386	45 094
Agricultural expenditure (except rural development)	37 352	40 035	41 992	42 680	41 576	40 667	40 364
Rural development and supporting measures	4 386	4 495	4 595	4 698	4 709	4 719	4 730
2. STRUCTURAL OPERATIONS	32 678	32 720	33 638	33 968	33 652	33 384	32 588
Structural Funds	30 019	30 005	30 849	31 129	30 922	30 654	29 863
Cohesion Fund	2 659	2 715	2 789	2 839	2 730	2 730	2 725
3. INTERNAL POLICIES ⁽¹⁾	6 031	6 272	6 558	6 796	6 915	7 034	7 165
4. EXTERNAL ACTION	4 627	4 735	4 873	4 972	4 983	4 994	5 004
5. ADMINISTRATION ⁽²⁾	4 638	4 776	5 012	5 211	5 319	5 428	5 536
6. RESERVES	906	916	676	434	434	434	434
Monetary reserve	500	500	250				
Emergency aid reserve	203	208	213	217	217	217	217
Guarantee reserve	203	208	213	217	217	217	217
7. PRE-ACCESSION AID	3 174	3 240	3 328	3 386	3 386	3 386	3 386
Agriculture	529	540	555	564	564	564	564
Pre-accession structural instrument	1 058	1 080	1 109	1 129	1 129	1 129	1 129
PHARE (applicant countries)	1 587	1 620	1 664	1 693	1 693	1 693	1 693
APPROPRIATIONS FOR COMMITMENTS — Total	93 792	97 189	100 672	102 145	100 974	100 046	99 207
APPROPRIATIONS FOR PAYMENTS — Total	91 322	94 730	100 078	102 767	99 553	97 659	97 075
Appropriations for payments as % of GNI	1,10 %	1,10 %	1,12 %	1,10 %	1,04 %	1,00 %	0,97 %
Available for accession (appropriations for payments)			4 397	7 266	9 626	12 387	15 396
Agriculture			1 698	2 197	2 652	3 172	3 680
Other expenditure			2 699	5 069	6 974	9 215	11 716
CEILING, APPROPRIATIONS FOR PAYMENTS	91 322	94 730	104 475	110 033	109 179	110 046	112 471
Ceiling, payment as % of GNI	1,10 %	1,10 %	1,17 %	1,18 %	1,14 %	1,12 %	1,12 %
Margin for unforeseen expenditure	0,17 %	0,17 %	0,10 %	0,09 %	0,13 %	0,15 %	0,15 %
Own resources ceiling	1,27 %	1,27 %	1,27 %	1,27 %	1,27 %	1,27 %	1,27 %

⁽¹⁾ In accordance with Article 2 of Decision No 182/1999/EC of the European Parliament and of the Council and Article 2 of Council Decision 1999/64/Euratom (OJ L 26, 1.2.1999, p. 1 and p. 34), EUR 11 510 million at current prices is available for research over the period 2000-2002.

⁽²⁾ The expenditure on pensions included under the ceiling for this heading is calculated net of staff contributions to the pension scheme, up to a maximum of EUR 1 100 million at 1999 prices for the period 2000-2006.

**Figures by financial perspective heading
Appropriations for commitments**

Heading	Budget 2002 ⁽¹⁾	Financial Perspective 2003 ⁽²⁾	2003 budget	Difference	
	Euros	Euros	Euros	%	Euros
	1	2	3	3:1	3-1
Appropriations for commitments					
1. AGRICULTURE	44 255 080 000	47 378 000 000	44 780 450 000	1,2 %	525 370 000
Margin	2 331 920 000		2 597 550 000		
— Agricultural expenditure (out of rural development)	39 660 080 000	42 680 000 000	40 082 450 000	1,1 %	422 370 000
— Rural development and supporting measures	4 595 000 000	4 698 000 000	4 698 000 000	2,2 %	103 000 000
2. STRUCTURAL OPERATIONS	33 838 000 000	33 968 000 000	33 980 008 240	0,4 %	142 008 240
Margin	- 200 000 000 ⁽³⁾		- 12 008 240 ⁽⁴⁾		
— Structural Funds	31 049 000 000	31 129 000 000	31 141 008 240	0,3 %	92 008 240
— Cohesion Fund	2 789 000 000	2 839 000 000	2 839 000 000	1,8 %	50 000 000
3. INTERNAL POLICIES	7 156 813 600	6 796 000 000	6 795 801 000	- 5,0 %	- 361 012 600
Margin	- 598 813 600 ⁽⁵⁾		199 000		
4. EXTERNAL ACTION	4 873 000 000	4 972 000 000	4 949 362 000	1,6 %	76 362 000
Margin	0		22 638 000		
5. ADMINISTRATION	5 178 461 138	5 381 000 000	5 360 071 098	3,5 %	181 609 960
Margin	538 862		20 928 902		
6. RESERVES	676 000 000	434 000 000	434 000 000	- 35,8 %	- 242 000 000
Margin	0		0		
— Monetary reserve	250 000 000		—	- 100,0 %	- 250 000 000
— Reserve for guarantees	213 000 000	217 000 000	217 000 000	1,9 %	4 000 000
— Reserve for emergency aid	213 000 000	217 000 000	217 000 000	1,9 %	4 000 000
7. PRE-ACCESSION AID	3 457 000 000	3 386 000 000	3 386 000 000	- 2,1 %	- 71 000 000
Margin	- 129 000 000 ⁽⁶⁾		0		
— Agriculture	555 000 000	564 000 000	564 000 000	1,6 %	9 000 000
— ISPA	1 109 000 000	1 129 000 000	1 129 000 000	1,8 %	20 000 000
— PHARE (applicant countries)	1 664 000 000	1 693 000 000	1 693 000 000	1,7 %	29 000 000
— European Union Solidarity Fund	129 000 000	1 693 000 000	pm	- 100,0 %	- 129 000 000
Appropriations for commitments Total	99 434 354 738	102 315 000 000	99 685 692 338	0,3 %	251 337 600
Margin	1 404 645 262		2 629 307 662		
Compulsory expenditure	41 294 401 100		41 504 890 321	0,5 %	210 489 221
Non compulsory expenditure	58 139 953 638		58 180 802 017	0,1 %	40 848 379
Appropriations for payments					
Appropriations for payments Total	95 656 387 238	102 938 000 000	97 502 937 098	1,9 %	1 846 549 860
Margin	4 588 612 762		5 435 062 902		
Compulsory expenditure	41 363 797 100		41 587 838 321	0,5 %	224 041 221
Non compulsory expenditure	54 292 590 138		55 915 098 777	3,0 %	1 622 508 639
Appropriations for payment as % of GNI	1,05 %	1,07 %	1,02 %		

⁽¹⁾ Including SABs 1-2-3-4-5-6/2002.

⁽²⁾ Including EUR 170 million in staff contributions to the pension scheme.

⁽³⁾ After EUR 200 million in commitment appropriations is drawn from the flexibility instrument.

⁽⁴⁾ After EUR 12 million in commitment appropriations is drawn from the flexibility instrument.

⁽⁵⁾ After withdrawal of EUR 599 million in commitment appropriations from the EU.

⁽⁶⁾ After withdrawal of EUR 129 million in commitment appropriations from the EU.

**Figures by financial perspective heading with subdivisions
Appropriations for commitments**

Heading	Budget 2002 ⁽¹⁾	Financial Perspective 2003 ⁽²⁾	2003 budget	Difference PDB/Budget	
	Euros	Euros	Euros	%	Euros
	1	2	3	3:1	3-1
Appropriations for commitments					
1. AGRICULTURE	44 255 080 000	47 378 000 000	44 780 450 000	1,2 %	525 370 000
Margin	2 331 920 000		2 597 550 000		
— Agricultural expenditure (out of rural development) (B1-1 titles to B1-3)	39 660 080 000		40 082 450 000	1,1 %	422 370 000
— Rural development and accompanying measures (B1-4 title)	4 595 000 000		4 698 000 000	2,2 %	103 000 000
2. STRUCTURAL OPERATIONS	33 838 000 000	33 968 000 000	33 980 008 240	0,4 %	142 008 240
Margin	−200 000 000 ⁽³⁾		−12 008 240 ⁽⁴⁾		
— Objective 1 (B2-1 0 chapter)	21 329 627 745		21 577 061 305	1,2 %	247 433 560
— Objective 2 (B2-1 1 chapter)	3 729 793 231		3 651 793 231	−2,1 %	−78 000 000
— Objective 3 (B2-1 2 chapter)	3 646 007 301		3 718 927 200	2,0 %	72 919 899
— Other structural measures (outside Objective 1 areas) (B2-1 3 chapter)	168 900 000		171 900 000	1,8 %	3 000 000
— Community initiatives (B2-1 4 chapter)	1 860 322 000		1 866 017 000	0,3 %	5 695 000
— Innovative measures and technical assistance (B2-1 6 chapter)	144 349 723		143 301 264	−0,7 %	−1 048 459
— Other specific structural operations (B2-2 title)	170 000 000		12 008 240	−92,9 %	−157 991 760
— Cohesion fund (B2-3 title)	2 789 000 000		2 839 000 000	1,8 %	50 000 000
3. INTERNAL POLICIES	7 156 813 600	6 796 000 000	6 795 801 000	−5,0 %	−361 012 600
Margin	−598 813 600 ⁽⁵⁾		199 000		
— Research and technological development (sub-section B6)	4 055 000 000		4 055 000 000	0,0 %	0
— Other agricultural operations (B2-5 title)	55 320 000		44 597 000	−19,4 %	−10 723 000
— Other regional operations (B2-6 title)	15 000 000		15 000 000	0,0 %	0
— Transport (B2-7 title)	29 000 000		54 000 000	86,2 %	25 000 000
— Other measures concerning fisheries and the sea (B2-9 title)	65 130 000		70 420 000	8,1 %	5 290 000
— Education, vocational training and youth (B3-1 title)	523 350 000		562 682 000	7,5 %	39 332 000
— Culture and audiovisual media (B3-2 title)	116 700 000		117 500 000	0,7 %	800 000
— Information and communication (B3-3 title)	113 705 600		116 847 000	2,8 %	3 141 400
— Social dimension and employment (B3-4 title)	157 955 000		180 775 000	14,4 %	22 820 000
— Contributions to European political parties (B3-5 title)	7 000 000		7 000 000	0,0 %	0
— Energy (B4-1 title)	33 000 000		48 000 000	45,5 %	15 000 000

Figures by financial perspective heading with subdivisions (cont'd)
Appropriations for commitments (cont'd)

Heading	Budget 2002 ⁽¹⁾	Financial Perspective 2003 ⁽²⁾	2003 budget	Difference PDB/Budget	
	Euros	Euros	Euros	%	Euros
	1	2	3	3:1	3-1
— Euratom nuclear safeguards (B4-2 title)	17 700 000		18 800 000	6,2 %	1 100 000
— Environment (B4-3 title)	196 030 000		237 300 000	21,1 %	41 270 000
— Consumer policy and consumer health protection (B5-1 title)	22 500 000		22 572 500	0,3 %	72 500
— Aid for reconstruction (B5-2 title)	898 000		611 000	- 32,0 %	- 287 000
— Internal market (B5-3 title)	184 805 000		200 256 500	8,4 %	15 451 500
— Industry (B5-4 title)	—		pm		0
— Labour market and technological innovation (B5-5 title)	104 600 000		122 500 000	17,1 %	17 900 000
— Statistical information (B5-6 title)	34 000 000		35 400 000	4,1 %	1 400 000
— Trans-European networks (B5-7 title)	677 000 000		725 057 000	7,1 %	48 057 000
— Area of freedom, security and justice (B5-8 title)	143 020 000		153 635 600	7,4 %	10 615 600
— General measures to combat fraud (Chapter B5-9 1)	6 100 000		7 200 000	18,0 %	1 100 000
— European Union Solidarity Fund (Title B2-4)	599 000 000		pm	- 100,0 %	- 599 000 000
— Reserve for administrative expenditure (Chapter B5-9 6)			647 400		647 400
4. EXTERNAL ACTION	4 873 000 000	4 972 000 000	4 949 362 000	1,6 %	76 362 000
<i>Margin</i>	0		22 638 000		
— European Development Fund (B7-1 title)	pm		pm	0,0 %	0
— Food aid and support operations (B7-2 0 chapter)	455 000 000		425 637 000	- 6,5 %	- 29 363 000
— Humanitarian aid (B7-2 1 chapter)	441 845 000		441 690 000	0,0 %	- 155 000
— Cooperation with Asian developing countries (B7-3 0 chapter)	558 000 000		562 500 000	0,8 %	4 500 000
— Cooperation with Latin American developing countries (B7-3 1 chapter)	346 671 500		337 000 000	- 2,8 %	- 9 671 500
— Cooperation with the countries of Southern Africa, including South Africa (B7-3 2 chapter)	124 790 000		127 000 000	1,8 %	2 210 000
— Cooperation with Mediterranean third countries and the Middle East (B7-4 title)	861 320 000		753 870 000	- 12,5 %	- 107 450 000
— European bank for Reconstruction and Development — Community subscription to the capital (B7-5 1 chapter)	pm		pm	0,0 %	0
— Assistance to partner countries in Eastern Europe and Central Asia (B7-5 2 chapter)	473 900 000		507 370 000	7,1 %	33 470 000
— Other Community measures in favour of the partner countries of Eastern Europe and Central Asia and the countries of the Western Balkans (B7-5 3 chapter)	—		—	0,0 %	0
— Cooperation with the countries of the Western Balkans (B7-5 4 chapter)	765 000 000		684 560 000	- 10,5 %	- 80 440 000
— Other cooperation measures (B7-6 title)	419 578 500		505 470 000	20,5 %	85 891 500
— European initiative for democracy and human rights (B7-7 title)	104 000 000		106 000 000	1,9 %	2 000 000

Figures by financial perspective heading with subdivisions (cont'd)
Appropriations for commitments (cont'd)

Heading	Budget 2002 ⁽¹⁾	Financial Perspective 2003 ⁽²⁾	2003 budget	Difference PDB/Budget	
	Euros	Euros	Euros	%	Euros
	1	2	3	3:1	3-1
— International fisheries agreements (B7-8 0 chapter)	193 193 000		192 500 000	- 0,4 %	- 693 000
— External aspects of certain Community policies (B7-8 1 chapters to B7-8 7)	78 702 000		79 862 000	1,5 %	1 160 000
— Common foreign and security policy (B8-0 title)	30 000 000		47 500 000	58,3 %	17 500 000
— Pre-accession strategy for the Mediterranean countries (B7-0 4 and B7-0 5)	21 000 000		174 000 000	728,6 %	153 000 000
— Reserve for administrative expenditure (Chapter B7-9 6)			4 403 000		4 403 000
5. ADMINISTRATION	5 178 461 138	5 381 000 000	5 360 071 098	3,5 %	181 609 960
Margin	538 862		20 928 902		
— Part A (excluding pensions)	2 739 182 929		2 758 100 371	0,7 %	18 917 442
— Other institutions (excluding pensions)	1 753 659 209		1 870 598 727	6,7 %	116 939 518
— Pensions (all institutions)	685 619 000		731 372 000	6,7 %	45 753 000
6. RESERVES	676 000 000	434 000 000	434 000 000	- 35,8 %	- 242 000 000
Margin	0		0		
— Monetary reserve (B1-6 title)	250 000 000		—	- 100,0 %	- 250 000 000
— Guarantee reserve (Title B0-2)	213 000 000		217 000 000	1,9 %	4 000 000
— Emergency aid reserve (B7-9 1 chapter)	213 000 000		217 000 000	1,9 %	4 000 000
7. PRE-ACCESSION AID	3 457 000 000	3 386 000 000	3 386 000 000	- 2,1 %	- 71 000 000
Margin	- 129 000 000 ⁽⁶⁾		0		
— Agriculture Pre-accession instrument (B7-0 1 chapter)	555 000 000		564 000 000	1,6 %	9 000 000
— ISPA Pre-accession instrument (B7-0 2 chapter)	1 109 000 000		1 129 000 000	1,8 %	20 000 000
— PHARE Pre-accession instrument (B7-0 3 chapter)	1 664 000 000		1 693 000 000	1,7 %	29 000 000
— European Union Solidarity Fund (Chapter B7-0 9)	129 000 000		pm	- 100 %	- 129 000 000
Appropriations for commitments Total	99 434 354 738	102 315 000 000	99 685 692 338	0,3 %	251 337 600
Margin	1 404 645 262		2 629 307 662		
Compulsory expenditure	41 294 401 100		41 504 890 321	0,5 %	210 489 221
Non compulsory expenditure	58 139 953 638		58 180 802 017	0,1 %	40 848 379
Appropriations for payments Total	95 656 387 238	102 938 000 000	97 502 937 098	1,9 %	1 846 549 860
Margin	4 588 612 762		5 435 062 902		
Compulsory expenditure	41 363 797 100		41 587 838 321	0,5 %	224 041 221
Non compulsory expenditure	54 292 590 138		55 915 098 777	3,0 %	1 622 508 639
Appropriations for payment as % of GNI	1,05 %	1,07 %	1,02 %		

⁽¹⁾ Including SABs 1-2-3-4-5-6/2002.

⁽²⁾ Including EUR 170 million in staff contributions to the pension scheme.

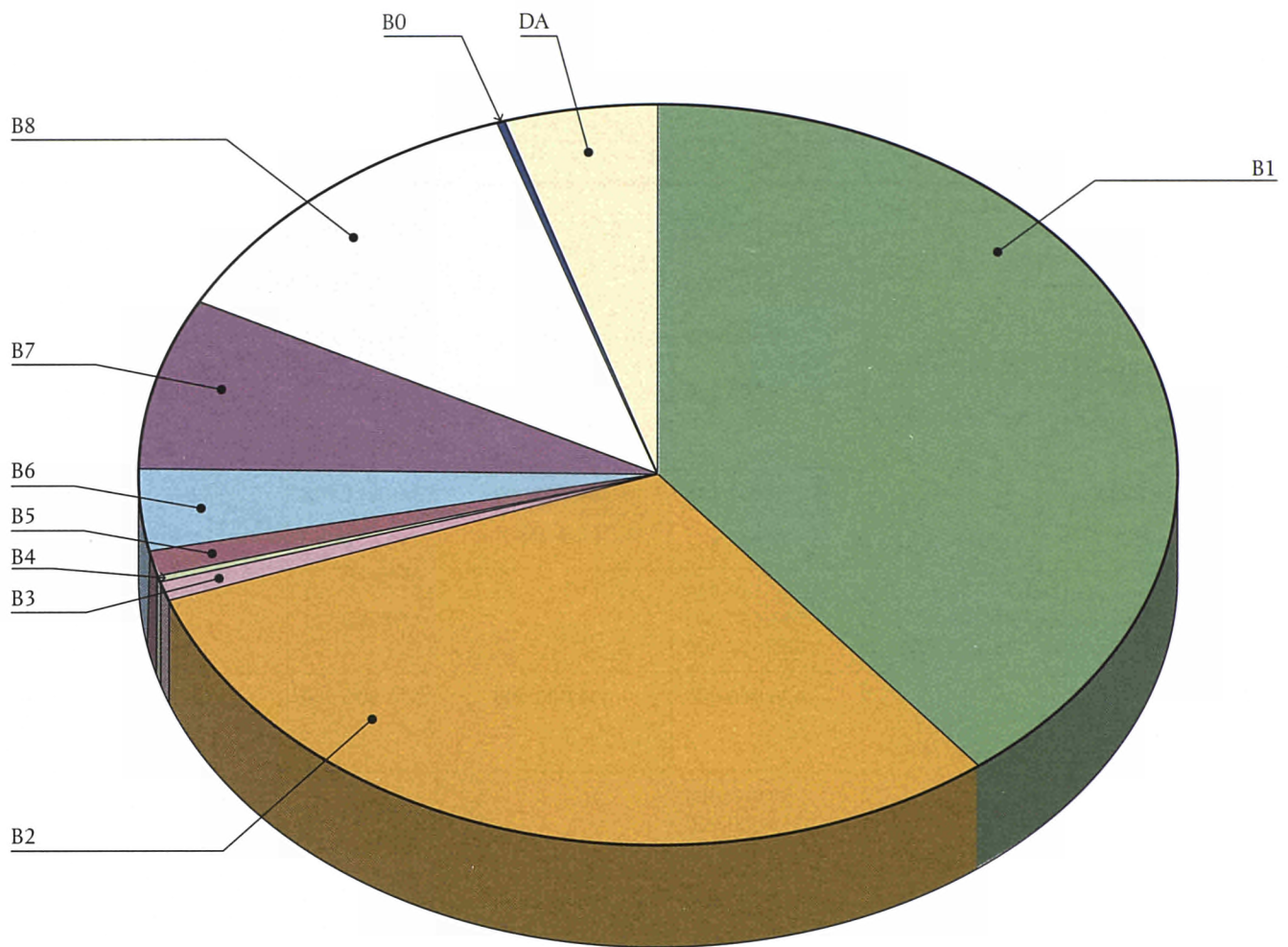
⁽³⁾ After EUR 200 million in commitment appropriations is drawn from the flexibility instrument.

⁽⁴⁾ After EUR 12 million in commitment appropriations is drawn from the flexibility instrument.

⁽⁵⁾ After withdrawal of EUR 599 million in commitment appropriations from the EU.

⁽⁶⁾ After withdrawal of EUR 129 million in commitment appropriations from the EU.

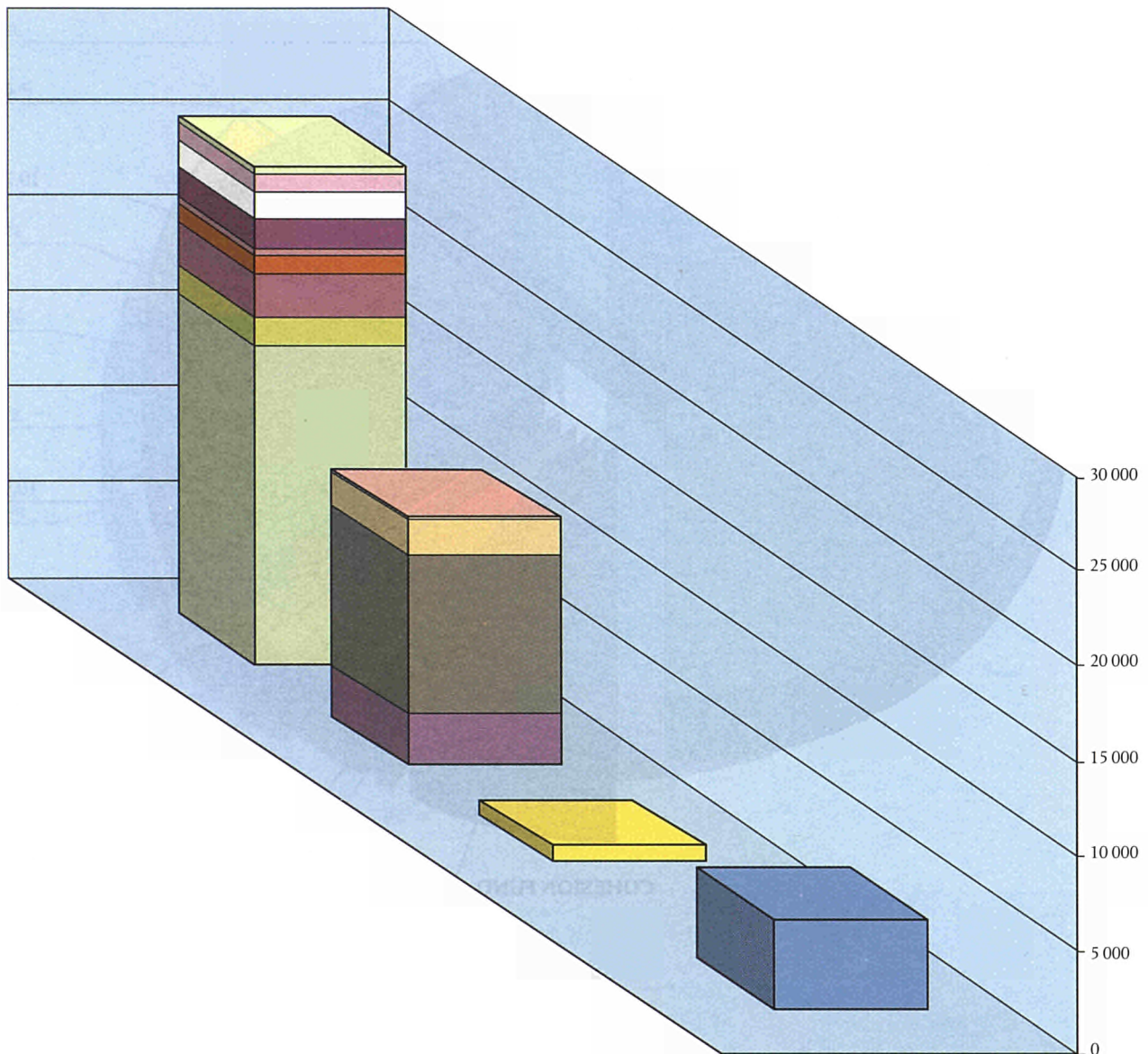
Summary of appropriations for commitments (by subsection)



(EUR million)

Subsection	Amount	%
B1: EAGGF Guarantee Section	44 780,45	44,9
B2: Structural operations, structural and cohesion expenditure, financial mechanism, other agricultural and regional operations, transport and fisheries	34 164,03	34,3
B3: Training, youth, culture, audio-visual media, information, social dimension and employment	984,80	1,0
B4: Energy, Euratom nuclear safeguards and environment	304,10	0,3
B5: Consumer protection, internal market, industry, trans-European networks and area of freedom, security and justice	1 267,88	1,3
B6: Research and technological development	4 055,00	4,1
B7: External action	8 504,86	8,5
B8: Common foreign and security policy	47,50	14,2
B0: Guarantees and reserves	217,00	0,2
DA: Administrative expenditure (of all institutions)	5 360,07	5,4
Total	99 685,69	100,0

Budget 2003
Heading 1: Common agricultural policy



(EUR million)

EAGGF Guarantee Section	Amount	%
Plant products (Title 1)	26 176	58,5
Arable crops	16 790	37,5
Sugar	1 482	3,3
Olive oil	2 341	5,2
Dried fodder and grain legumes	389	0,9
Fibre plants and silkworms	908	2,0
Fruit and vegetables	1 609	3,6
Products of the vine-growing sector	1 381	3,1
Tobacco	973	2,2
Other plant sectors or products	303	0,7

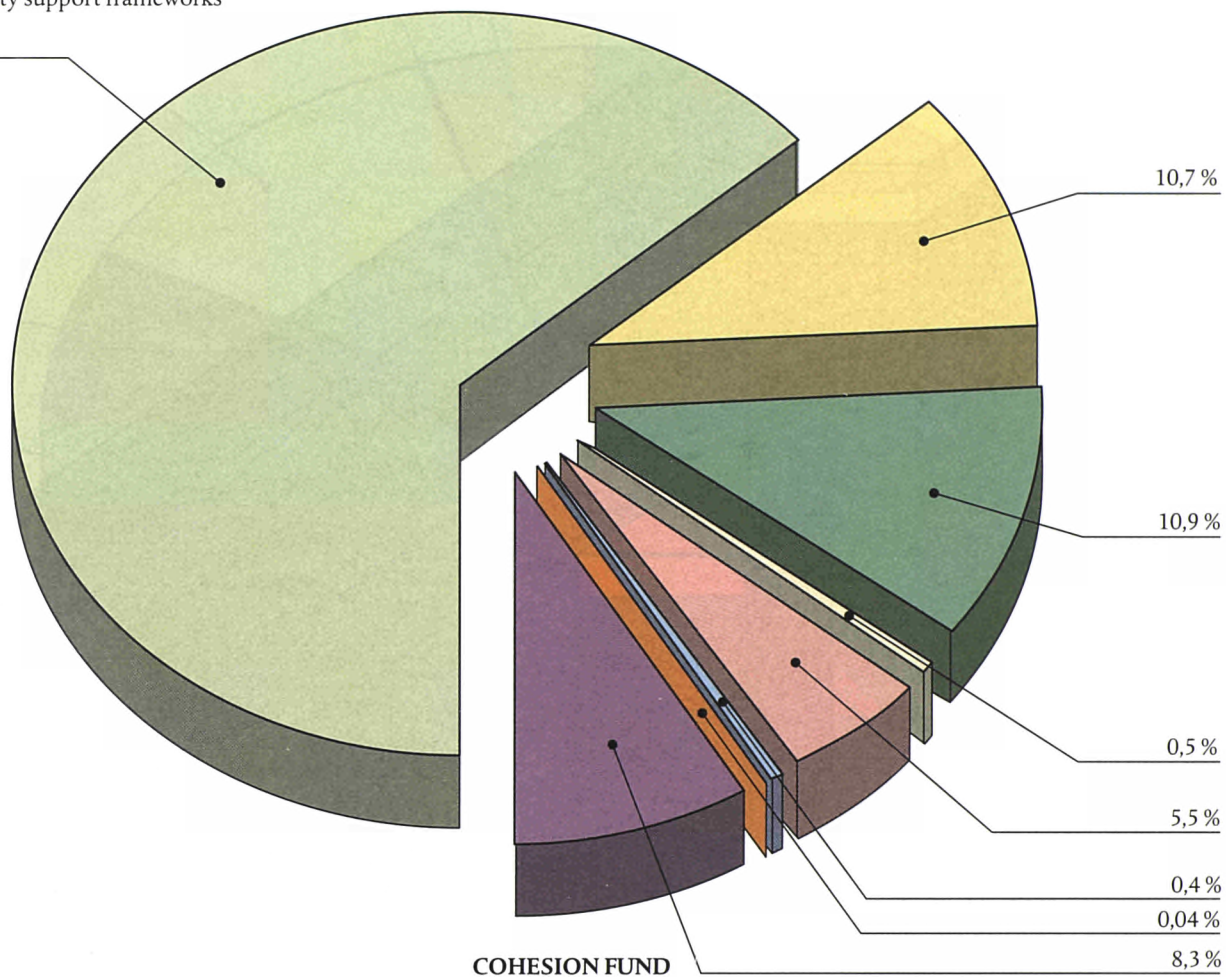
EAGGF Guarantee Section	Amount	%
Animal products (Title 2)	13 099	29,3
Milk and milk products	2 672	6,0
Beef/veal	8 404	18,8
Sheepmeat and goatmeat	1 805	4,0
Pigmeat, eggs and poultrymeat	204	0,5
Fishery products and others	14	0,0
Ancillary expenditure (Title 3)	808	1,8
Subheading 1a — Total	40 082	89,5
Rural development (title 4)	4 698	10,5
Subheading 1b — Total	4 698	10,5
Total	44 780,45	100,0

Heading 2: Structural operations

STRUCTURAL FUNDS

Community support frameworks

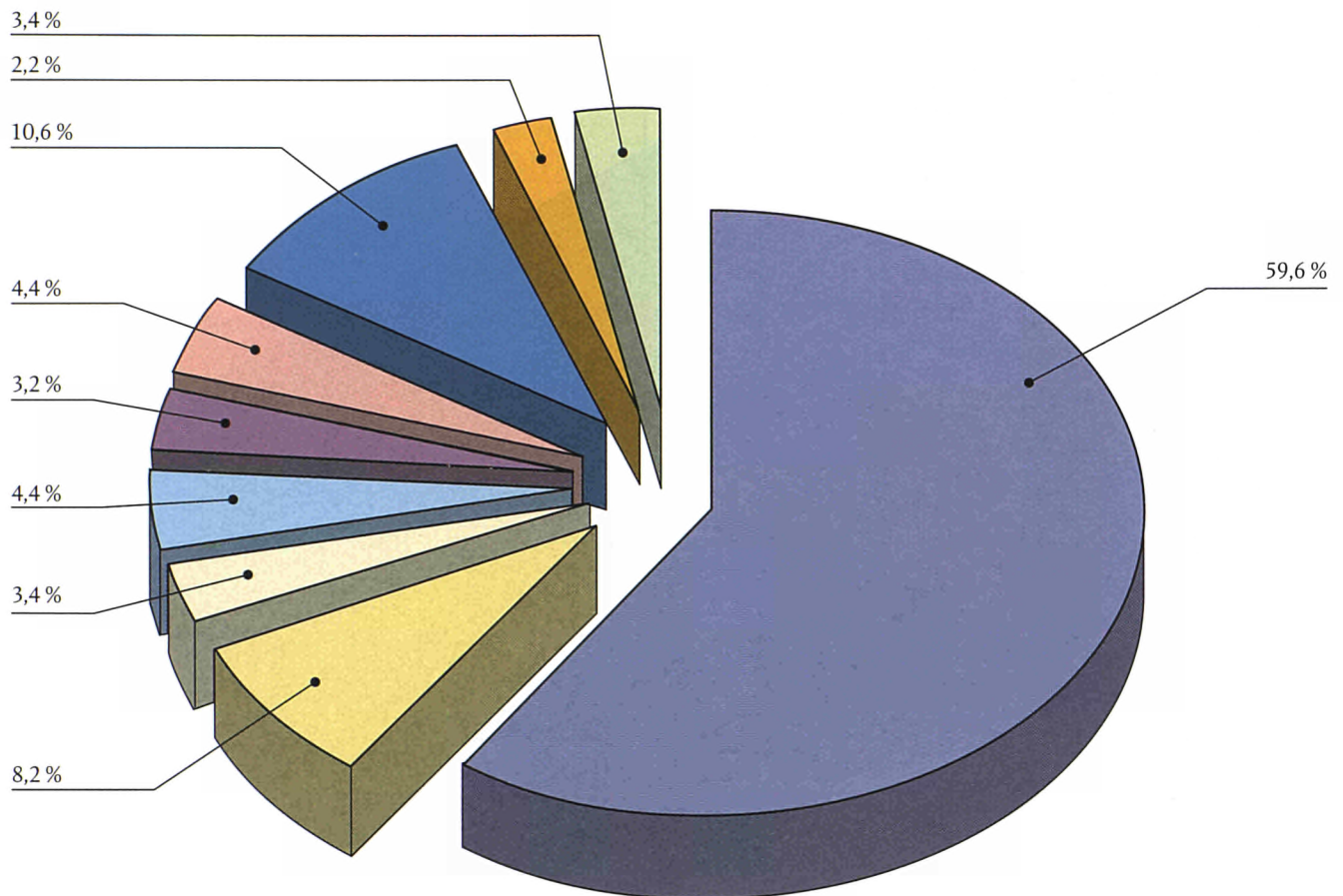
63,5 %



(EUR Million)

	Amount
Objective 1	21 577,06
Objective 2	3 651,79
Objective 3	3 718,93
Other structural measures (outside Objective 1 areas)	171,90
Community initiatives	1 866,02
Innovative measures and technical assistance	143,30
Other specific structural operations	12,01
Cohesion fund	2 839,00
Total	33 980,01

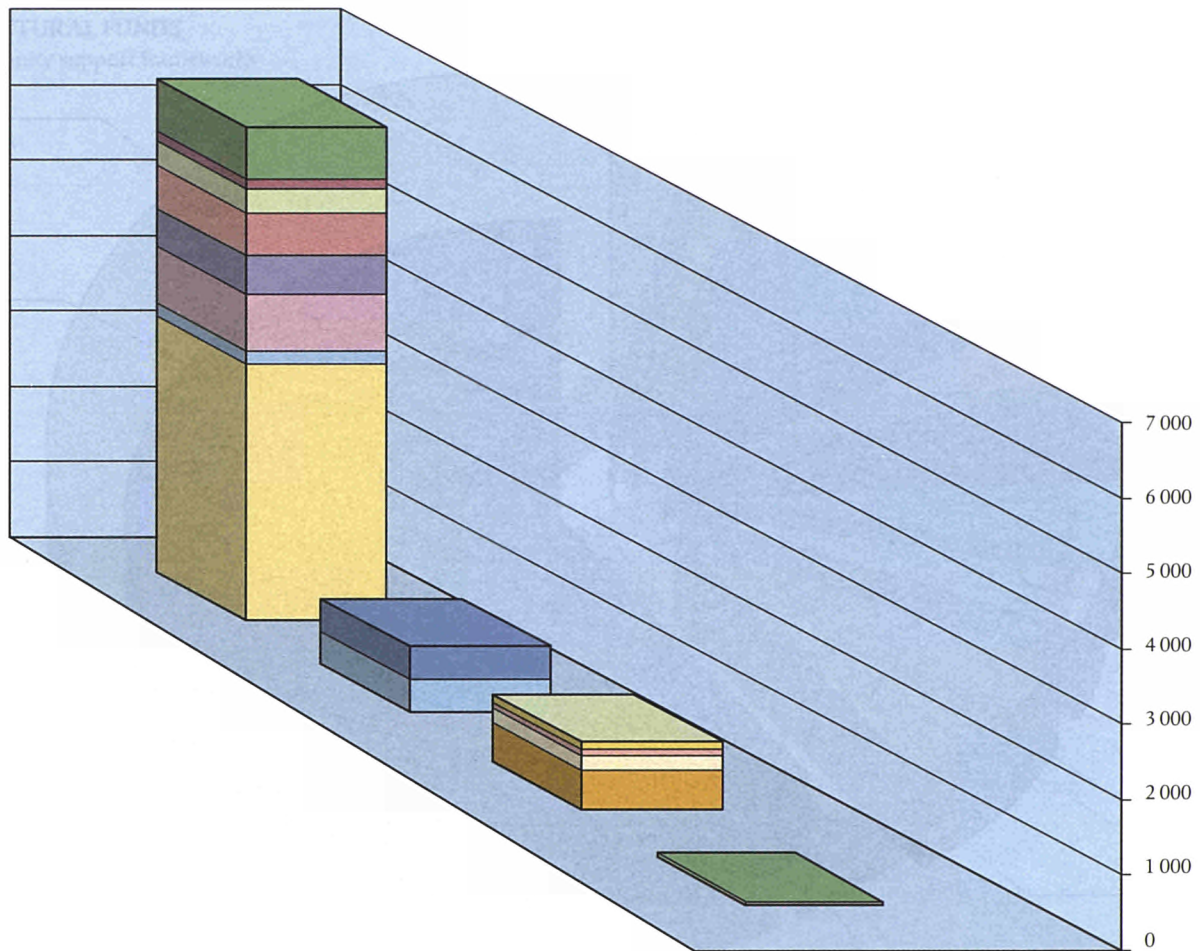
Heading 3: Internal policies



(EUR million)

	Amount
■ Research and technological development	4 055,00
■ Education, vocational training and youth	562,68
■ Culture and audiovisual media and Information and communication	234,35
■ Energy and Euratom nuclear safeguards and Environment	304,10
■ Consumer policy and consumer health protection and Internal market	222,83
■ Social dimension and employment and Industry and Labour market and technological innovation	303,28
■ Trans-european networks	725,06
■ Area of freedom, security and justice	153,64
■ Other policies	234,88
Total	6 795,80

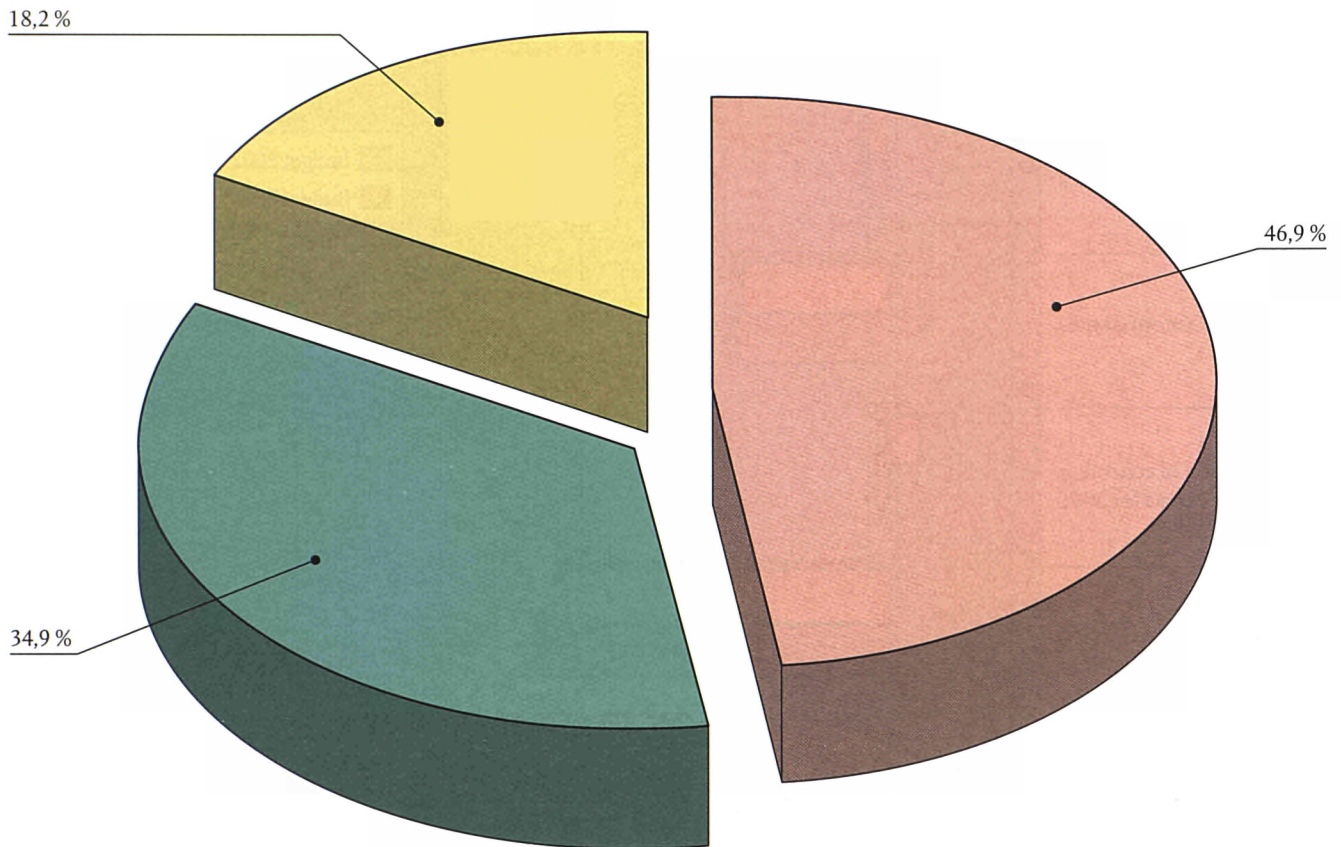
Budget 2003
Headings 4 and 7: External action and pre-accession aid



(EUR million)

External action	Amount	%
Action defined by geographical area		
Pre-accession strategy (B7-0)	3 386,0	40,6 %
Pre-accession aid (Mediterranean countries) (B7-0)	174,0	2,1 %
Cooperation with Mediterranean third countries and the Middle East (B7-4)	753,9	9,0 %
Assistance to partner countries in Eastern Europe and Central Asia (B7-5 2)	507,4	6,1 %
Cooperation with Asia (B7-3 0)	562,5	6,7 %
Cooperation with Latin America (B7-3 1)	337,0	4,0 %
Cooperation with southern Africa and South Africa (B7-3 2)	127,0	1,5 %
Cooperation with the Balkans (B7-5 4)	684,6	8,2 %
Food aid and humanitarian aid operations		
Food aid and support operations (B7-2 0)	425,6	5,1 %
Humanitarian aid (B7-2 1)	441,7	5,3 %
General cooperation measures		
Other cooperation measures (B7-6, B7-5 1, B7-5 3)	505,5	6,1 %
International fisheries agreements (B7-8 0)	192,5	2,3 %
External aspects of certain Community policies (B7-8 1 to B7-8 7)	79,9	1,0 %
European initiative for democracy and human rights (B7-7)	106,0	1,3 %
Reserve for administrative expenditure (Chapter B5-9 6)	4,4	
CFSP (Common foreign and security policy) (B8-0)	47,5	0,6 %
Total	8 335,4	100,0 %

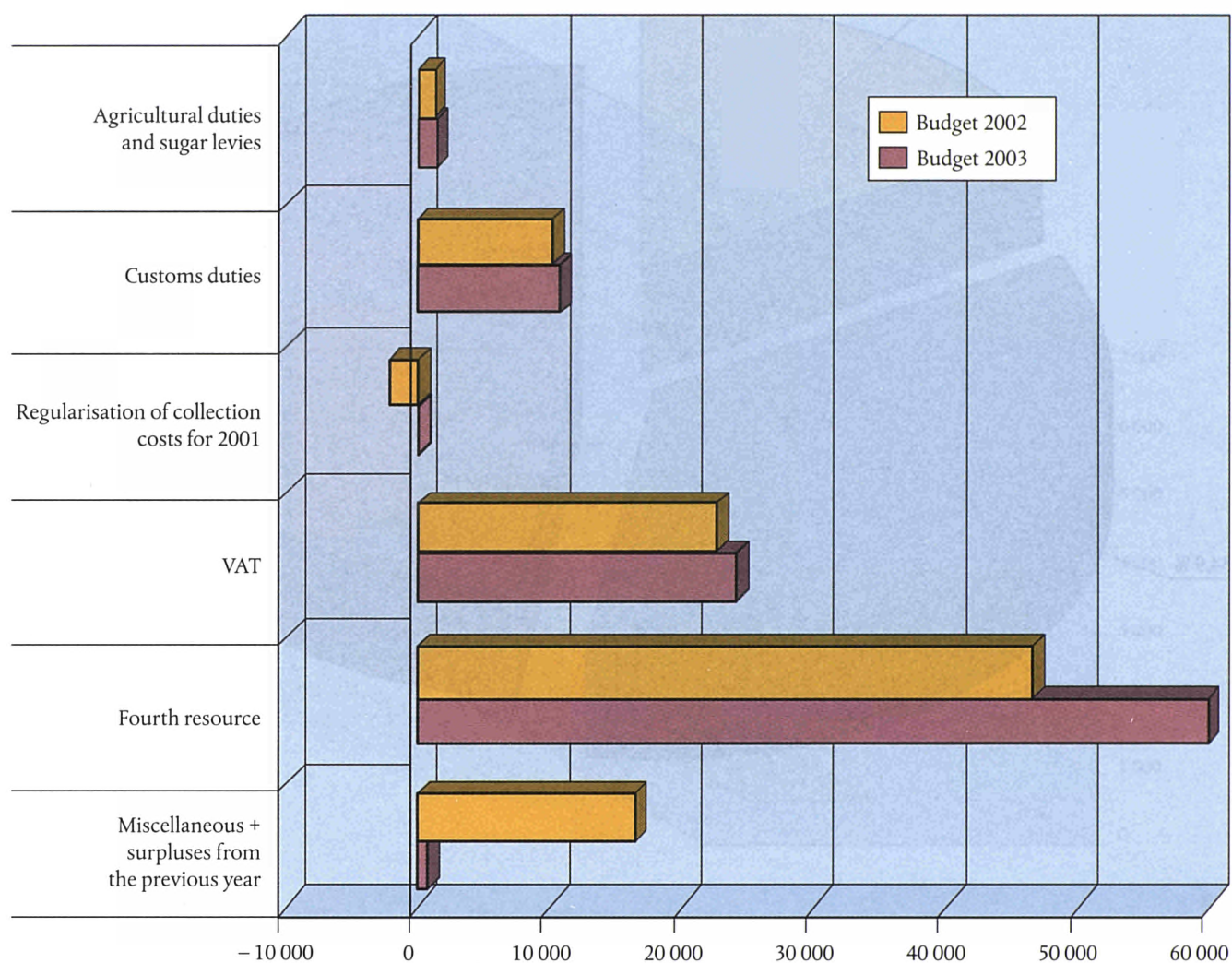
Heading 5: Administrative expenditure of the institutions



(EUR million)

	Budget 2003 Commitments = Payments
	Amount
■ Commission (not including common expenditure)	2 514,6
■ Other institutions	1 870,6
■ Common expenditure	974,8
— Pensions (A-1 9)	731,4
— European schools (A-3 2 7 and A-3 2 8)	114,8
— Office for Publications (A-3 4 2)	68,9
— European Anti-Fraud Office (A-3 6)	38,8
— European Personnel Selection Office (EPSO) (A-4 0 2 1)	21,0
Total	5 360,1

2003 Budget Breakdown by type of revenue



Type of revenue	Budget 2002		Budget 2003	
	EUR million	%	EUR million	%
Agricultural duties and sugar levies	1 419,4	1,5 %	1 426,4	1,5 %
Customs duties	10 300,7	10,7 %	10 713,9	11,0 %
Regularisation of collection costs for 2001	-2 037,9	-2,1 %	—	—
VAT	22 601,2	23,6 %	24 121,3	24,7 %
Fourth resource	46 605,0	48,7 %	59 403,9	60,9 %
Miscellaneous + surpluses from the previous year	16 768,0	17,6 %	1 837,4	1,9 %
Total	95 656,4	100,0 %	97 502,9	100,0 %

Section III: Commission 2003 Budget by Policy Area

(commitment appropriations, EUR million, posts and/or man/years)

Policy area	Budget 2003			
	Financial interventions	Mgmt & support (¹)	Total	Human resources (²) (³)
Economic and Financial Affairs	401,3	50,6	451,9	517
Enterprise	186,7	102,0	288,7	945
Competition	0,0	73,9	73,9	772
Employment and Social Affairs	9 738,3	88,7	9 827,0	795
Agriculture and Rural Development	48 275,4	123,2	48 398,7	1 080
Energy and Transport	914,5	106,2	1 020,7	1 015
Environment	227,7	73,2	300,9	615
Indirect Research	2 493,3	218,3	2 711,6	1 675
Information Society	890,2	113,0	1 003,2	1 057
Direct Research	47,8	221,9	269,6	2 133
Fisheries	887,8	35,1	923,0	317
Internal Market	12,9	49,5	62,4	495
Regional Policy	21 809,1	71,2	21 880,3	603
Taxation and Customs Union	43,8	47,8	91,7	480
Education and Culture	721,2	95,3	816,5	717
Press and Communication	60,7	81,3	142,0	693
Health and Consumer Protection	282,8	92,8	375,6	830
Justice and Home Affairs	130,4	34,4	164,8	338
External Relations (⁴)	2 896,2	401,9	3 298,1	3 047
Trade (⁴)	9,4	57,4	66,7	547
Development and Relations with A.C.P. Countries (⁴) (⁵)	944,7	207,6	1 152,3	2 182
Enlargement (⁴)	1 843,7	127,0	1 970,7	785
Humanitarian Aid	651,4	22,4	673,8	158
Fight against Fraud	7,2	39,4	46,6	348
Commission's Policy co-ordination and Legal Advice	36,1	144,3	180,4	1 198
Administration	24,7	645,9	670,6	4 329
Budget	0,0	66,0	66,0	517
Audit	0,0	11,4	11,4	120
Statistics	41,0	73,3	114,3	749
Pensions	0,0	745,8	745,8	58
Not attributed (⁶)	11,0	5,1	16,1	
Total	93 589,3	4 225,8	97 815,1	29 115

(¹) Includes BA -lines, administrative expenditure for research and structural funds minibudgets, as well as salaries, building costs etc. administrative expenditure.

(²) Includes statutory and support staff.

(³) PDB 2003.

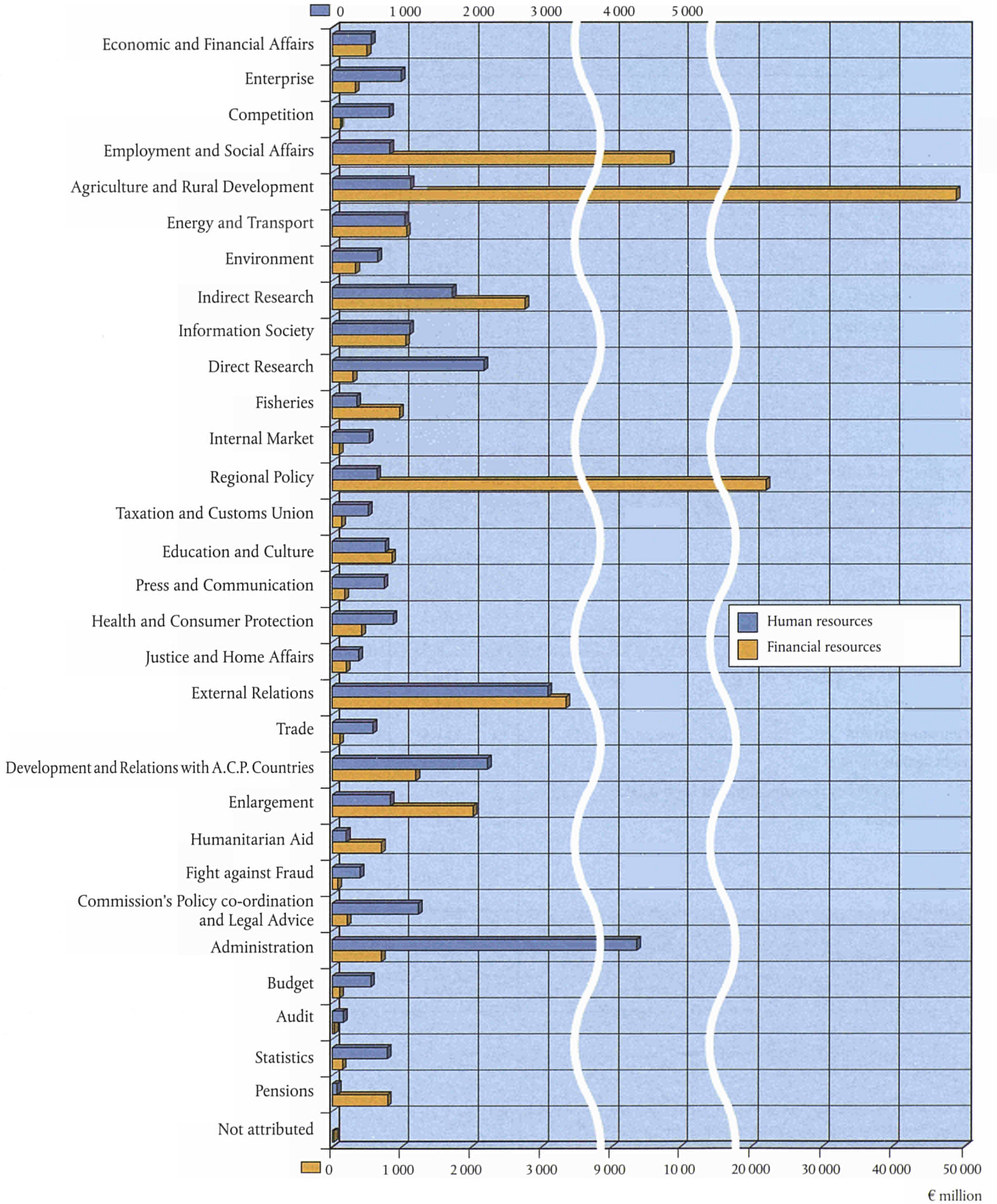
(⁴) Includes the appropriations for and staff working in the EC delegations covered by Policy Area.

(⁵) Including staff employed with European Development Fund.

(⁶) Decentralised expenditure; not yet attributed to Policy Areas

**Section III: Commission
2003 Budget by Policy Area**

Human resources



€ million

Notes

A series of horizontal dotted lines for writing notes.

European Commission

General budget of the European Union for the financial year 2003

The figures

Luxembourg: Office for Official Publications of the European Communities

2003 — 23 pp. — 21 × 29.7 cm

ISBN 92-894-4751-6





OFFICE FOR OFFICIAL PUBLICATIONS
OF THE EUROPEAN COMMUNITIES

L-2985 Luxembourg

ISBN 92-894-4751-6



9 789289 447515 >