



*The EIB Group in the Year* **2000**

Projects financed and statistics

# Key data

<i>(EUR million)</i>	2000	1999
<b>Contracts signed</b>	<b>36 033</b>	<b>31 800</b>
European Union	30 644	27 765
Accession Countries (of which Pre-Accession Facility)	2 948 (1 618)	2 373 (1 467)
Partner Countries	2 441	1 662
• <i>Mediterranean Countries (excl. Cyprus and Malta)</i>	1 214	802
• <i>Africa, Caribbean, Pacific, OCT</i>	401	341
• <i>South Africa</i>	140	150
• <i>Asia, Latin America</i>	532	310
• <i>Balkans</i>	154	60
<b>Loans approved</b>	<b>40 940</b>	<b>35 117</b>
Within the European Union	35 003	30 380
Accession Countries	3 268	2 677
Partner Countries	2 669	2 060
<b>Disbursements</b>	<b>29 994</b>	<b>27 612</b>
From own resources	29 809	27 449
From other resources	185	163
<b>Resources raised</b>	<b>29 038</b>	<b>28 355</b>
Community currencies	23 764	19 658
Non-Community currencies	5 273	8 697
<b>Outstandings</b>		
Loans from own resources	198 918	178 775
Guarantees	223	277
Financing from budgetary resources	2 386	2 352
Short, medium and long-term borrowings	159 860	146 223
<b>Own funds</b>	<b>21 840</b>	<b>20 494</b>
<b>Balance sheet total</b>	<b>219 196</b>	<b>201 104</b>
<b>Subscribed capital</b> at 31 December	<b>100 000</b>	<b>100 000</b>
of which paid in	6 000	6 000



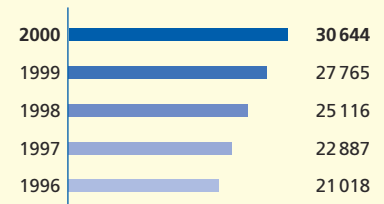


# Lending within the European Union

Loans concluded for capital investment within the European Union in 2000 totalled 30 644 million, as against 27 765 million in 1999, representing an increase of 10.4% (see detailed breakdown, table below).

The corresponding operations were financed from own resources – made up chiefly of the proceeds of the EIB's capital market borrowings as well as its own funds (paid-in capital and reserves). These operations give rise to financial commitments for the Bank and are accounted for in its balance sheet.

The EIB cooperates closely with a large number of financial institutions and commercial banks, with which it concludes global loans for financing small and medium-scale projects in the industrial, service, health, education and infrastructural sectors. It also grants individual loans through the intermediary of banks and financial institutions.



## Geographical breakdown of loans concluded (EUR million)

	2000		1996-2000	
	Amount	%	Amount	%
Belgium	503	1.6	3 384	2.7
Denmark	991	3.2	4 060	3.2
Germany	6 038	19.7	23 281	18.3
Greece	1 712	5.6	5 335	4.2
Spain	4 199	13.7	16 667	13.1
France	3 323	10.8	15 684	12.3
Ireland	419	1.4	1 165	0.9
Italy	5 640	18.4	21 718	17.0
Luxembourg	200	0.7	510	0.4
Netherlands	260	0.8	2 161	1.7
Austria	735	2.4	2 744	2.2
Portugal	1 852	6.0	7 604	6.0
Finland	525	1.7	2 356	1.8
Sweden	621	2.0	3 600	2.8
United Kingdom	3 303	10.8	15 877	12.5
Art.18 (1)	321	1.0	1 286	1.0
<b>European Union</b>	<b>30 644</b>	<b>100</b>	<b>127 431</b>	<b>100</b>

### Note:

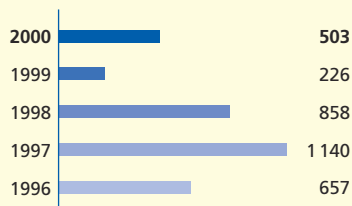
In the following lists, the Community policy objectives with which individual loans comply are highlighted by symbols in the right-hand column. These symbols are as follows:

- regional development
- ▲ human capital
- European communications infrastructure
- + natural and urban environment
- ▼ energy
- ★ industrial competitiveness

Unless otherwise indicated, global loans cover a number of sectors and objectives.

Amounts relating to projects appearing in these lists are expressed in millions of euro.

(1) Projects with a European dimension outside the territory of the Member States



Finance contracts signed: 503 million  
of which  
Individual loans: 253 million  
Global loans: 250 million

Individual loans were directed towards the communications (178 million) as well as water and waste management (75 million) sectors.

## Finance contracts signed in 2000:

### Individual loans

Construction and technical upgrading of high-speed rail lines between Brussels and Antwerp (northern branch) and between Brussels and Liège (eastern branch)  
*Société Nationale des Chemins de Fer Belges* \_\_\_\_\_ 178.1 ■●

Modernisation and extension of wastewater collection and treatment facilities in Flemish Region  
*Aquafin NV* \_\_\_\_\_ 75.0 +

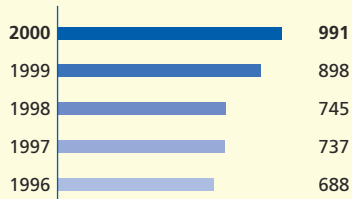
### Global loans

For financing small and medium-scale ventures  
- *KBC Bank NV* \_\_\_\_\_ 100.0  
- *Fortis Bank NV* \_\_\_\_\_ 100.0

For financing small and medium-scale health and education schemes  
- *Artesia Banking Corporation NV* \_\_\_\_\_ 50.0



High-speed train



Finance contracts signed: 991 million  
of which  
Individual loans: 929 million  
Global loans: 55 million  
Venture capital operations: 7 million

Individual loans focused on energy (134 million), communications (677 million) and health and education (118 million).

## Finance contracts signed in 2000:

### Individual loans

Construction of combined heat and power plant at Avedøre, south of Copenhagen  
*Avedøreværket 2 I/S* \_\_\_\_\_ 134.4 ▼

Construction of Øresund rail-road fixed link between Copenhagen (Denmark) and Malmö (Sweden)  
*Øresundskonsortiet København* \_\_\_\_\_ 47.5 ●

Construction of rail-road fixed link between Islands of Zealand and Fyn  
*A/S Storebæltsforbindelsen* \_\_\_\_\_ 34.0 ■●

Acquisition of rolling stock and locomotives for Copenhagen's suburban lines and line across Øresund  
*Danske Statsbaner - DSB* \_\_\_\_\_ 251.4 ●

Construction and modernisation of five sections of motorway in Copenhagen region and central Jutland  
*Kongeriget Danmark* \_\_\_\_\_ 9.8 ●

Construction of light railway network in Copenhagen  
*Ørestadsselskabet I/S* \_\_\_\_\_ 76.9 +

Modernisation of short and medium-haul fleet  
*Scandinavian Airline System - SAS* \_\_\_\_\_ 18.0 ●

Upgrading and extension of fixed and mobile telecommunications networks  
*Tele Danmark A/S* \_\_\_\_\_ 239.3 ■●

Modernisation and expansion of universities and higher education institutions  
*Danmarks Nationalbank* \_\_\_\_\_ 64.8 ■▲

Modernisation and enlargement of laboratories and pharmaceutical production units in Copenhagen  
*Statens Serum Institut* \_\_\_\_\_ 53.6 ▲

### Global loans

For financing small and medium-scale public infrastructure  
- *Kommunekredit* \_\_\_\_\_ 54.6

### Venture capital operations

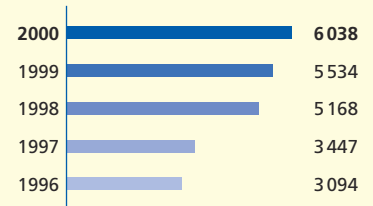
- *Biomedicinsk Udvikling II A/S* \_\_\_\_\_ 7.3



Øresund link



Finance contracts signed: 6 038 million  
of which  
Individual loans: 1 910 million  
Global loans: 4 063 million  
Venture capital operations: 65 million



Individual loans were provided for the energy sector (48 million), communications (644 million), water and waste management (220 million), urban development (263 million), industry (74 million) and health and education (662 million).

In Germany's eastern Länder, they primarily targeted health and education including, in particular, modernisation and renovation of hospitals in Saxony-Anhalt, Mecklenburg-Vorpommern and Thuringia, upgrading of the road network and sewerage and sewage disposal facilities in Thuringia, and improvements to the urban environment in Berlin. In addition, financing was made available for the electronics sector in Saxony and construction of a radio and television broadcasting centre in Thuringia. Individual loans in support of projects in the eastern Länder accounted for 58% of the EIB's aggregate individual lending operations in Germany in 2000.

## Finance contracts signed in 2000:

### Individual loans

Modernisation of power grid in southern part of Saxony-Anhalt MEAG - Mitteldeutsche Energieversorgung AG	18.0	■▼
Construction of combined heat and power plant to supply car factory in Rüsselsheim, west of Frankfurt (Hessen) Orbita Kraftwerk-Beteiligungs GmbH & Co Objekt Kraftwerk Hessen KG	30.0	▼
Improvements to road network Freistaat Thüringen	120.5	■
Construction of tunnel under Engelberg on A81 motorway, near Stuttgart (Baden-Württemberg) Arbeitsgemeinschaft Engelberg	118.0	●
Construction of motorway tunnel under Elbe in Hamburg Arbeitsgemeinschaft 4. Röhre Elbtunnel	100.0	●+
Construction of two-lane road tunnel and urban regeneration in Bremen-Hemelingen district Freie Hansestadt Bremen	100.0	■+
Construction of third section of A60 motorway between Bitburg and Wittlich (Rhineland-Palatinate) Arbeitsgemeinschaft A60	67.0	●
Extension of container terminal in Bremerhaven (Lower Saxony) BLG Bremer Lagerhaus-Gesellschaft AG	20.5	■●
Modernisation and extension of Munich public transport system (Bavaria) Stadt München	28.6	+
Construction of third terminal, high-speed train station and car park at Cologne/Bonn airport (North Rhine-Westphalia) Flughafen Köln/Bonn GmbH	51.6	●
Expansion of Düsseldorf airport Flughafen Düsseldorf GmbH	32.9	●
Expansion and modernisation of Nuremberg airport (Bavaria) Flughafen Nürnberg GmbH	5.1	■●

### Sewerage and sewage disposal schemes in:

- Saarland Entsorgungsverband Saar EVS	82.5	■+
- Thuringia Fernwasserzweckverband Nord und Ostthüringen	40.1	■+
- Hamburg Hamburger Stadtentwässerung	35.0	+
- North Rhine-Westphalia Ruhrverband	33.0	■+
- Mannheim Stadt Mannheim	14.2	+
Construction of household waste incineration plant in Nuremberg (Bavaria) Thermische Abfallbehandlung Nürnberg GmbH	15.3	▼+

### Improvements to urban environment in:

- Potsdamer Platz DaimlerChrysler AG	250.0	■+
- Stuttgart Landeshauptstadt Stuttgart	12.8	+
Construction of wafer manufacturing unit for production of microprocessors and design centre in Dresden (Saxony) AMD Saxony Manufacturing GmbH	46.4	■★
Construction of radio and television broadcasting centre in Erfurt (Thuringia) Mitteldeutscher Rundfunk MDR	27.6	■
Renovation and modernisation of hospitals in:		
- Saxony-Anhalt Land Sachsen-Anhalt	273.7	■▲
- Mecklenburg-Vorpommern Land Mecklenburg-Vorpommern	215.2	■▲
- Nordhausen and Eisenberg (Thuringia) Freistaat Thüringen	98.0	■▲
Modernisation of higher education institutions in Saarland Saarland	51.6	■▲



Düsseldorf airport

Construction of buildings and modernisation work at Kiel University (Schleswig-Holstein) and Berlin Academy of Arts  
Christian-Albrechts-Universität \_\_\_\_\_ 23.0 ■+▲

#### Global loans

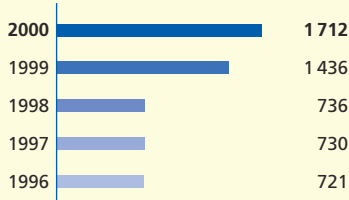
##### For financing small and medium-scale ventures

- Kreditanstalt für Wiederaufbau - KfW _____	749.9
- Commerzbank AG _____	451.9
- Deutsche Bank AG _____	447.7
- Sächsische Aufbaubank GmbH _____	390.0
- Landesbank Hessen-Thüringen Girozentrale _____	348.9
- Norddeutsche Landesbank Girozentrale _____	263.9
- Landesbank Schleswig-Holstein Girozentrale _____	249.2
- Deutsche Ausgleichsbank _____	243.4
- Bremer Landesbank Kreditanstalt Oldenburg Girozentrale _____	156.7
- IKB - Deutsche Industriebank _____	142.1

- Landesbank Baden-Württemberg _____	135.8
- Bayerische Hypo- und Vereinsbank AG Hypovereinsbank _____	133.2
- DG Bank - Deutsche Genossenschaftsbank AG _____	108.9
- Deutsche Kreditbank AG - DKB _____	80.0
- Investitionsbank des Landes Brandenburg _____	40.0
- DGZ - Dekabank Deutsche KommunalBank _____	32.7
- Landesbank Sachsen Girozentrale _____	27.1
- Landesbank Rheinland-Pfalz Girozentrale _____	24.7
- Bayerische Landesbank Girozentrale _____	18.9
- Landesbank Saar Girozentrale _____	17.6

#### Venture capital operations

- West Private Equity Fund _____	30.0
- Baytech Venture Capital Fund GmbH & Co KG _____	25.0
- Sachsen LB V.C. Verwaltungs GmbH & Co KG _____	10.0



Finance contracts signed: 1 712 million of which  
Individual loans: 1 702 million  
Global loans: 10 million

Individual loans covered the energy sector (69 million), communications (1 304 million), urban infrastructure (250 million), industry (61 million) as well as health and education (18 million).

### Finance contracts signed in 2000:

#### Individual loans

Construction of gas-fired combined-cycle power station in Komotini (Thrace) DEI - Dimosia Epirhisi Ilektrismou (Public Power Corporation) _____	44.1	■▼
Construction of power interconnector between Greece and Italy DEI - Dimosia Epirhisi Ilektrismou (Public Power Corporation) _____	25.0	■▼
Construction of ring road north of Athens, forming part of Patras-Athens-Thessaloniki trunk road and linking Athens city centre to international airport Elliniki Dimocrazia _____	223.1	■●
Construction of motorway sections on Egnatia trunk road between Grevena and Kouloura Elliniki Dimocrazia _____	150.0	■●
Construction of bridge at western end of Gulf of Corinth linking north-west region of Peloponnese to south-west mainland Greece Gefyra SA _____	120.0	■●
Construction of motorway sections on Egnatia trunk road (northern Greece) and of Thessaloniki bypass Elliniki Dimocrazia _____	100.0	■●
Upgrading to motorway standard of Pelasgia-Gyrtoni section of Patras-Athens-Thessaloniki-Evzoni trunk road Elliniki Dimocrazia _____	55.9	■●
Construction of Kavala bypass and upgrading to motorway standard of		

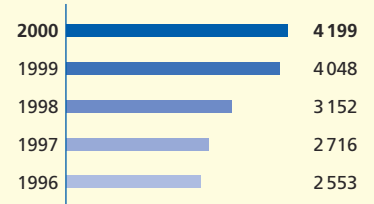
Komotini-Kipi section of Egnatia trunk road in north-eastern Greece Elliniki Dimocrazia _____	50.0	■●
Upgrading to motorway standard and relocation in underpass of Katerini throughroad (northern Greece) Elliniki Dimocrazia _____	30.0	■●
Upgrading to motorway standard of Yliki-Aghios Konstantinos and Raches-Aghii Theodori sections of Patras-Athens-Thessaloniki-Evzoni trunk road Elliniki Dimocrazia _____	14.8	■●
Construction of two underground railway lines in Athens Attiko Metro SA _____	200.0	■+
Construction of Spata international airport (Athens) Athens International Airport SA _____	360.5	■●
Construction and modernisation of premises for Greek Public Administration Services in Athens Greek Public Real Estate Corporation _____	250.0	■+
Modernisation and expansion of steel pipe plant in Boeotia Corinth Pipeworks SA _____	61.0	■★
Modernisation and extension of National Kapodistrian University of Athens National Kapodistrian University of Athens. _____	17.9	■▲
<b>Global loans</b>		
For financing small and medium-scale ventures - Hellenic Bank Ltd _____	10.0	



Athens underground railway



Finance contracts signed: 4 199 million  
of which  
Individual loans: 3 043 million  
Global loans: 1 140 million  
Venture capital operations: 16 million



Individual loans were advanced for the energy (90 million), communications (2 354 million), water and waste management (145 million) sectors, industry (380 million) and health and education (74 million).

## Finance contracts signed in 2000:

### Individual loans

<b>Uprating and extension of electricity transmission and supply network</b> <i>Unión Fenosa Distribución SA</i> _____	90.0	■▼
<b>Construction of motorway section between Derlo and Erletxe, near Bilbao</b> <i>Territorio Histórico de Vizcaya</i> _____	33.4	■●
<b>Construction of motorway section south of Madrid</b> <i>Concesiones de Madrid SA</i> _____	40.0	■●
<b>Construction of motorway in Murcia region</b> <i>Comunidad Autónoma de Murcia</i> _____	12.5	■●
<b>Construction of metro line in south of Madrid</b> <i>Comunidad de Madrid</i> _____	300.0	■+
<b>Improvement and extension of Madrid/Barajas airport</b> <i>Ente Público de Aeropuertos Españoles y Navegación Aérea</i> _____	480.8	■●
<b>Fleet renewal and expansion through acquisition of Airbus A340s</b> <i>Iberia Líneas Aéreas de España SA</i> _____	158.2	●
<b>Fleet renewal and expansion through acquisition of four Boeing 737-800 aircraft</b> <i>Air Europa Líneas Aéreas SA</i> _____	79.6	■●
<b>Modernisation of short and medium-haul fleet (Airbus A320)</b> <i>Spanair SA</i> _____	54.9	■●
<b>Acquisition and delivery into orbit of third telecommunications satellite</b> <i>Hispasat SA</i> _____	33.0	●
<b>Construction of cable telecommunications networks in:</b>		
- Catalonia <i>Cable i Televisió de Catalunya</i> _____	240.0	■●
- Madrid region <i>Madridtel Comunicaciones SA</i> _____	210.0	■●
- Andalusia <i>Supercable Andalucía SA</i> _____	180.0	■●
- Galicia <i>R Cable y Telecomunicaciones Galicia SA</i> _____	54.0	■●
<b>Construction of terrestrial network for digital radio and television broadcasting</b> <i>Revisión SA</i> _____	72.0	■●
<b>Establishment of digital mobile telephony network</b> <i>Revisión Móvil SA Amena</i> _____	390.0	■●

### Improvements to water supply networks in Catalonia

*Aguas Ter Llobregat* \_\_\_\_\_ 100.0 ■+

### Improvements to wastewater collection and treatment infrastructure in Valencia region

*Entidad Pública de Saneamiento de Aguas Residuales de la Comunidad Valenciana* \_\_\_\_\_ 42.0 ■+

### Improvements to road network, drinking water supply and wastewater collection and treatment infrastructure in autonomous region of Extremadura

*Comunidad Autónoma de Extremadura* \_\_\_\_\_ 18.8 ■+

### Construction of new petrochemical plant in Tarragona (Catalonia)

*Repsol Química SA* \_\_\_\_\_ 180.0 ■

### Modernisation and expansion of petrochemical and oil storage facilities in southern Spain

*Compañía Española de Petróleos SA CEPSA* 60.0 ■▼  
*Petresa Petroquímica Española SA* \_\_\_\_\_ 40.0 ■▼

### Modernisation and environmental protection programmes at several steel mills in northern Spain

*Aceralia Corporación Siderúrgica SA* \_\_\_\_\_ 100.0 ■+

### Modernisation of university education facilities in Valencia region

*Universidad Jaume I de Castellón* \_\_\_\_\_ 20.0 ■▲  
*Universidad Politécnica de Valencia* \_\_\_\_\_ 27.3 ■▲

### Construction, expansion and modernisation of five universities in Valencia region

*Universidad Miguel Hernández de Elche* \_\_\_\_\_ 15.2 ■▲

### Construction of old people's homes and handicapped persons' centre

*Gestión de Infraestructuras de Castilla-La Mancha* \_\_\_\_\_ 11.5 ■▲

### Global loans

**For financing small and medium-scale public infrastructure**  
- *Banco Bilbao Vizcaya Argentaria SA* \_\_\_\_\_ 250.0

**For financing small and medium-scale ventures**  
- *Instituto de Crédito Oficial* \_\_\_\_\_ 250.0  
- *Banco Santander Central Hispano SA* \_\_\_\_\_ 200.0  
- *Caja de Ahorros y Monte de Piedad de Madrid* \_\_\_\_\_ 120.0  
- *Caja de Ahorros y Pensiones de Barcelona* \_\_\_\_\_ 120.0  
- *Banco de Crédito Local de España SA* \_\_\_\_\_ 120.0  
- *Deutsche Bank SAE* \_\_\_\_\_ 60.0  
- *Institut Català de Finances* \_\_\_\_\_ 20.0

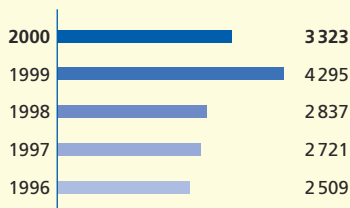
### Venture capital operations

- *Talde Capital FCR* \_\_\_\_\_ 16.0



University campus





Finance contracts signed: 3 323 million  
of which

Individual loans: 1 055 million

Global loans: 2 225 million

Venture capital operations: 43 million

Individual loans were advanced for communications (562 million), water and waste management (68 million) and industry (424 million).

## Finance contracts signed in 2000:

### Individual loans

- A86 western orbital motorway, underground link-road between Rueil-Malmaison and Versailles in Greater Paris area  
COFIROUTE - Compagnie financière et Industrielle des autoroutes \_\_\_\_\_ 200.0 +

Motorway links financed through intermediary of Caisse Nationale des Autoroutes (CNA):

- A29: Neuchâtel - Amiens - St Quentin section of Le Havre - St Quentin motorway  
SANEF - Société des Autoroutes du Nord et de l'Est de la France \_\_\_\_\_ 60.0 ■●

- A83: Oulmes - Niort section of Nantes - Niort motorway  
ASF - Société des Autoroutes du Sud de la France SA \_\_\_\_\_ 53.0 ■●

- A66: Toulouse - Pamiers section of Paris - Toulouse - Barcelona motorway  
ASF - Société des Autoroutes du Sud de la France SA \_\_\_\_\_ 40.0 ■●

- A20: Brive - Cahors - Montauban section of Vierzon - Montauban motorway  
ASF - Société des Autoroutes du Sud de la France SA \_\_\_\_\_ 30.0 ■●

- A51: Sisteron - La Saulce section of Grenoble - Aix en Provence motorway  
Escota - Société des Autoroutes Esterel Côte d'Azur Provence Alpes SA \_\_\_\_\_ 20.0 ■●

Construction of tramline in Nancy (Lorraine)  
Communauté Urbaine du Grand Nancy \_\_\_\_\_ 60.0 +

Construction of second line of tram system in Greater Strasbourg (Alsace)  
Compagnie des Transports de Strasbourg \_\_\_\_\_ 46.0 +

Extension of Nantes tram system (Pays de la Loire)  
District de l'Agglomération Nantaise \_\_\_\_\_ 45.0 +

Extension of Saint Denis-Gillot airport (La Réunion)

Chambre de Commerce et d'Industrie de la Réunion \_\_\_\_\_ 7.6 ■●

Construction of urban waste processing and recycling centre at Halluin, near Lille (Nord - Pas-de-Calais)

Communauté Urbaine de Lille \_\_\_\_\_ 68.0 ■▼+

New "Yaris" production plant near Valenciennes (Nord - Pas-de-Calais)

Toyota Motor Corporation \_\_\_\_\_ 225.0 ■

Design, development, launch and manufacture of new diesel car engine at Douvrin plant (Pas-de-Calais)

Peugeot SA - Groupe PSA Peugeot Citroën \_\_\_\_\_ 199.4 ■+

### Global loans

For financing small and medium-scale public infrastructure

- DEXIA Public Finance Bank \_\_\_\_\_ 600.0

- Caisse Nationale de Crédit Agricole SA \_\_\_\_\_ 600.0

- Caisse Nationale des Caisses d'Épargne et de Prévoyance \_\_\_\_\_ 100.0

For financing small and medium-scale ventures

- Société Générale \_\_\_\_\_ 400.0

- BNP Paribas \_\_\_\_\_ 300.0

- Crédit Commercial de France SA \_\_\_\_\_ 150.0

- Compagnie Financière du Crédit Mutuel de Bretagne \_\_\_\_\_ 75.0

### Venture capital operations

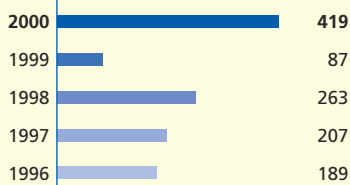
- Ventech Capital II \_\_\_\_\_ 20.0

- 21 Centrale Partners \_\_\_\_\_ 12.1

- Caisse des Dépôts et Consignations Fonds capital risque \_\_\_\_\_ 11.4



Strasbourg tram system



Finance contracts signed: 419 million  
of which

Individual loans: 317 million

Global loans: 95 million

Venture capital operations: 7 million

Individual loans were devoted to energy schemes (317 million).

## Finance contracts signed in 2000:

### Individual loans

Construction of combined-cycle plant near Dublin  
Dublin Bay Power \_\_\_\_\_ 140.0 ■▼

Extension of natural gas transmission network in Ireland and of gas interconnector between United Kingdom and Ireland  
Bord Gáis Éireann \_\_\_\_\_ 177.0 ■▼

### Global loans

For financing small and medium-scale ventures

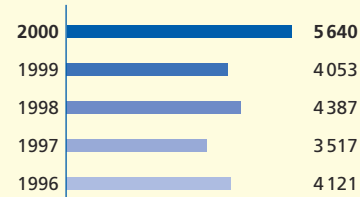
- ICC Bank plc \_\_\_\_\_ 50.0

- Allied Irish Banks plc AIB Group \_\_\_\_\_ 45.0

### Venture capital operations

- Guinness Ulster Bank Equity Fund \_\_\_\_\_ 7.0

Finance contracts signed: 5 640 million  
of which  
Individual loans: 3 870 million  
Global loans: 1 627 million  
Venture capital operations: 143 million



Individual loans were divided between the energy sector (700 million), communications (1 555 million), urban development (1 151 million), industry (361 million) and health and education (103 million).

## Finance contracts signed in 2000:

### Individual loans

Modernisation of power grids in central and southern Italy

Enel Distribuzione S.p.A. \_\_\_\_\_ 500.0 ■▼

Development of oil field in Val d'Agri (Basilicata)

ENI S.p.A. \_\_\_\_\_ 200.0 ■▼

Milan - Bologna section of high-speed rail network

Treno Alta Velocità - TAV S.p.A. \_\_\_\_\_ 500.0 ●

Bologna - Florence section of high-speed rail network

Treno Alta Velocità - TAV S.p.A. \_\_\_\_\_ 32.0 ●

Rehabilitation and modernisation of Italian section of Mont Blanc tunnel

Società Italiana per Azioni per il Traforo del Monte Bianco \_\_\_\_\_ 50.0 ■●

Construction of container terminal at port of Taranto (Apulia)

Taranto Container Terminal S.p.A. \_\_\_\_\_ 36.2 ■●

Construction of three lines of tram system in Palermo

Azienda Municipalizzata Trasporti di Palermo \_\_\_\_\_ 88.0 ■+

Modernisation of public transport services in Rome

Azienda Tramvie e Autobus del Comune di Roma \_\_\_\_\_ 77.5 ●

Construction of national fixed and mobile telecommunications network

Wind Telecomunicazioni S.p.A. \_\_\_\_\_ 570.0 ■●

Improvements to urban environment in:

- Milan

Comune di Milano \_\_\_\_\_ 350.0 +

- Turin

Comune di Torino \_\_\_\_\_ 201.5 ■●+

- Rome

Comune di Roma \_\_\_\_\_ 129.0 +

- Naples

Comune di Napoli \_\_\_\_\_ 77.0 ■+

- Florence

Comune di Firenze \_\_\_\_\_ 75.0 +

Restoration of infrastructure, housing, public buildings and monuments damaged by autumn 1997 earthquakes in Umbria and The Marches

Regioni Umbria e Marche \_\_\_\_\_ 520.0 ■+

Modernisation of facilities for production of vehicle engines and engine components at two plants in Pratola Serra (Campania) and Crescentino (Piedmont)

Fabbrica Motori Automobilistici S.p.A. (FIAT Group) \_\_\_\_\_ 54.0 ■+

Teksid S.p.A. (FIAT Group) \_\_\_\_\_ 41.0 +★

Modernisation of industrial gas production facilities at units in Mantua (Lombardy) and Piombino (Tuscany)

Società Ossigeno Liquido S.p.A. \_\_\_\_\_ 25.8 ■▼

Modernisation of steel mill, near Taranto (Apulia)

Riva Acciaio S.p.A. \_\_\_\_\_ 200.0 ■+

Production and remoulding of tyres and incineration of worn tyres at five plants in provinces of Trento (Trentino - Alto Adige), Belluno (Veneto) and Frosinone (Latium)

Marangoni S.p.A. \_\_\_\_\_ 25.0 ■▼+★

Construction of distribution centre in Volpiano (Turin) and fourteen shops in central and northern Italy

Lidl Italia Srl \_\_\_\_\_ 15.0 ■

Modernisation of university buildings

Università Degli Studi di Torino \_\_\_\_\_ 103.3 ▲

### Global loans

For financing small and medium-scale ventures

- Unicredito Italiano - Locat Leasing \_\_\_\_\_ 300.0

- Banca Intesa - Intesa Leasing \_\_\_\_\_ 300.0

- Mediobanca Selma BPM Leasing \_\_\_\_\_ 200.0

- Crediop \_\_\_\_\_ 150.0

- Banca Nazionale del Lavoro \_\_\_\_\_ 120.0

- Banco di Brescia \_\_\_\_\_ 100.0

- Banca Popolare di Verona - Banco S. Geminiano e S. Prospero \_\_\_\_\_ 100.0

- Mediocredito Centrale \_\_\_\_\_ 51.7

- San Paolo IMI \_\_\_\_\_ 51.7

- Mediocredito Lombardo \_\_\_\_\_ 51.7

- Banco Ambrosiano Veneto \_\_\_\_\_ 51.7

- Banca Popolare dell'Emilia Romagna \_\_\_\_\_ 50.0

- ABF Leasing \_\_\_\_\_ 50.0

- Banca Commerciale Italiana \_\_\_\_\_ 25.8

- Banca Popolare di Bergamo - Credito Varesino \_\_\_\_\_ 25.0

### Venture capital operations

- Mediobanca Venture Capital Fund I \_\_\_\_\_ 40.0

- Arca Impresa Duemila Fund \_\_\_\_\_ 32.8

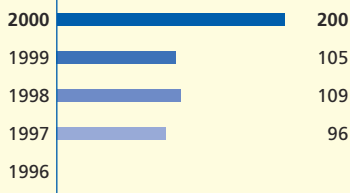
- Dresdner Kleinwort Benson Fund Italia \_\_\_\_\_ 25.0

- San Paolo IMI Private Equity Fund I \_\_\_\_\_ 24.9

- Ticom Fund I \_\_\_\_\_ 20.0



Bologna - Florence high-speed rail line



# Luxembourg

Individual loans centred on the energy sector (80 million) and industry (120 million).

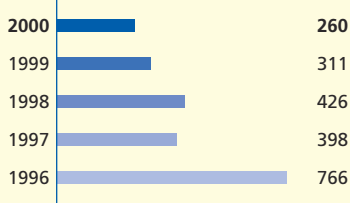
Finance contracts signed: 200 million  
of which  
Individual loans: 200 million

## Finance contracts signed in 2000:

### Individual loans

Construction and operation of natural gas-fired combined-cycle power plant at Esch/Alzette  
Twinerg SA \_\_\_\_\_ 80.0 ■▼

Modernisation and extension of Group production facilities located in Belgium, Germany, France, the United Kingdom and the Grand Duchy of Luxembourg  
Arbed SA Luxembourg \_\_\_\_\_ 120.0 ■+★



# Netherlands

Individual loans were advanced in favour of communications (100 million) and water and waste management (20 million).

Finance contracts signed: 260 million  
of which  
Individual loans: 120 million  
Global loans: 114 million  
Venture capital operations: 26 million

## Finance contracts signed in 2000:

### Individual loans

Construction of container terminals at port of Rotterdam  
Gemeentelijk Havenbedrijf Rotterdam \_\_\_\_\_ 100.0 ●

Modernisation of water supply networks in northern Netherlands  
Waterleiding Maatschappij Drenthe NV \_\_\_\_\_ 20.0 ■+

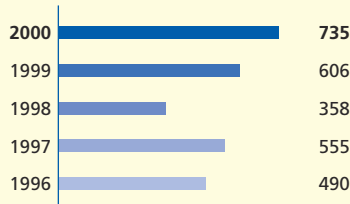
### Global loans

For financing small and medium-scale ventures  
- Coöperatieve Centrale Raiffeisen-Boerenleenbank BA (Rabo Bank) \_\_\_\_\_ 113.4

**Venture capital operations**  
- Gilde Europe F & A Fund BV \_\_\_\_\_ 15.0  
- Amsterdam Action Fund BV \_\_\_\_\_ 11.3



Port of Rotterdam



# Austria

Individual loans were concentrated on energy (68 million), communications (191 million) and water and waste management (64 million).

Finance contracts signed: 735 million  
of which  
Individual loans: 323 million  
Global loans: 397 million  
Venture capital operations: 15 million

## Finance contracts signed in 2000:

### Individual loans

Construction of high-voltage power line linking south-eastern Vienna to southern Burgenland  
Österreichische Elektrizitätswirtschafts AG \_\_\_\_\_ 68.0 ■▼

Acquisition of three A320 Airbuses for renewal and expansion of medium-haul fleet  
Austrian Airlines Österreichische Luftverkehrs AG \_\_\_\_\_ 46.5 ●

Digitalisation of public fixed telephony network  
Telekom Austria AG \_\_\_\_\_ 145.0 ■●

Construction of waste incineration plant producing steam for industrial use in Lenzing (Upper Austria)  
Reststoffverwertung Lenzing Invest GmbH & Co KG \_\_\_\_\_ 8.0 ▼+★

Extension and modernisation of sewerage network in Graz  
Stadt Graz \_\_\_\_\_ 11.6 +

Renovation and conversion of four gasometers in Vienna  
Gasometer-Mall-Errichtungs- und Betriebsgesellschaft mbH \_\_\_\_\_ 44.0 +

### Global loans

For financing small and medium-scale ventures  
- Bank Austria AG \_\_\_\_\_ 262.5  
- Raiffeisen Zentralbank Österreich AG \_\_\_\_\_ 80.0  
- Bank für Arbeit und Wirtschaft AG \_\_\_\_\_ 35.1  
- Österreichische Hotel- und Tourismusbank GmbH \_\_\_\_\_ 20.2

**Venture capital operations**  
- UBF Mittelstandsfinanzierungs AG \_\_\_\_\_ 14.6



Wastewater treatment



Finance contracts signed: 1 852 million  
of which  
Individual loans: 1 452 million  
Global loans: 400 million



Individual loans supported the energy (302 million), communications (993 million), water and waste management (123 million) and industrial (35 million) sectors.

## Finance contracts signed in 2000:

### Individual loans

Construction of cogeneration power plant at Lavos, north of Leira  
SOPORGEN - Sociedade Portuguesa de Geração de Electricidade e Calor, S.A. \_\_\_\_\_ 25.0 ■▼

Construction of liquefied natural gas terminal at industrial port of Sines, south of Lisbon  
Transgás Atlântico - Sociedade Portuguesa de Gás Natural Liquefeito, S.A. \_\_\_\_\_ 122.0 ■▼

Extension of town-gas supply network and conversion to natural gas in Lisbon  
GDL - Sociedade Distribuidora de Gás Natural de Lisboa, S.A. \_\_\_\_\_ 80.0 ■▼

Construction of underground natural-gas storage reservoirs and extension of gas transmission network  
Transgás - Sociedade Portuguesa de Gás Natural, S.A. \_\_\_\_\_ 60.0 ■▼

Extension and construction of natural-gas supply networks in central-western Portugal  
Lusitaniagás - Companhia de Gás do Centro, S.A. \_\_\_\_\_ 15.0 ■▼

Renewal of rolling stock  
CP - Caminhos de Ferro Portugueses, EP \_\_\_\_\_ 100.0 ■●

Upgrading and modernisation of Lisbon - Oporto rail link  
REFER - Rede Ferroviária Nacional, EP \_\_\_\_\_ 25.9 ■●

Construction of motorway in central-northern Portugal  
NORSCUT - Concessionária de Auto-Estradas, S.A. \_\_\_\_\_ 324.3 ■●

Construction and widening of motorway in central-western Portugal  
LUSOSCUR - Auto-Estradas da Costa da Prata, S.A. \_\_\_\_\_ 190.0 ■

Construction of two sections of Caldas da Rainha-Leira and Caldas da Rainha-Santarém motorway network, north and north-east of Lisbon  
Auto-Estradas do Atlântico - Concessões Rodoviárias de Portugal, S.A. \_\_\_\_\_ 59.9 ■●

Technical upgrading of facilities at Madeira airport  
ANAM - Aeroportos e Navegação Aérea da Madeira, S.A. \_\_\_\_\_ 74.8 ■●

Renewal of medium-haul fleet  
TAP Air Portugal, S.A. \_\_\_\_\_ 67.8 ■●

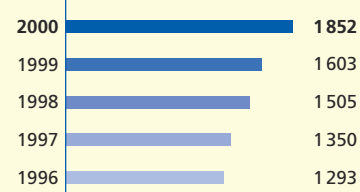
Modernisation of fixed telephony network  
Portugal Telecom, S.A. \_\_\_\_\_ 150.0 ■●

Construction of water supply and sewage collection and treatment infrastructure throughout Portugal  
EPAL - Empresa Portuguesa das Águas Livres, S.A. \_\_\_\_\_ 54.8 ■+  
IPE - Águas de Portugal, SGPS \_\_\_\_\_ 67.8 ■+

Modernisation of wood panel manufacturing plants in central and northern Portugal; construction of new sawmill  
CASCA - Sociedade de Revestimentos, S.A.; SOMIT - Sociedade de Madeiras Industrializadas e Transformadas, S.A. \_\_\_\_\_ 35.0 ■+

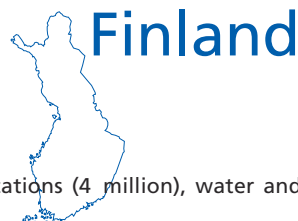
### Global loans

For financing small and medium-scale ventures  
- Caixa Geral de Depósitos, S.A. \_\_\_\_\_ 150.0  
- Banco Comercial Português, S.A. \_\_\_\_\_ 100.0  
- Banco BPI, S.A. \_\_\_\_\_ 100.0  
- Banco Espírito Santo, S.A. \_\_\_\_\_ 50.0



Madeira airport

Finance contracts signed: 525 million  
of which  
Individual loans: 370 million  
Global loans: 125 million  
Venture capital operations: 30 million



Individual loans were directed towards energy (3 million), communications (4 million), water and waste management (3 million), and industry (360 million).

## Finance contracts signed in 2000:

### Individual loans

Improvements to municipal services and port facilities in Kotka  
City of Kotka \_\_\_\_\_ 10.0 ■●▼+

Modernisation of main paper and pulp production complex in Imatra  
Stora Enso Oyj \_\_\_\_\_ 160.0 ■+★

Modernisation of pulp mill in Imatra (south-east Finland)  
Oy Metsä-Botnia Ab \_\_\_\_\_ 100.0 ■+

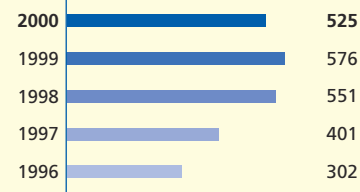
Upgrading of three pulp and paper mills in northern Helsinki  
Metsä-Serla Oyj \_\_\_\_\_ 100.0 ■+

### Global loans

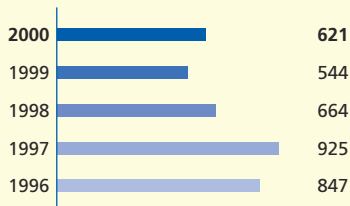
For financing small and medium-scale ventures  
- Osuuspankkien Keskuspankki Oyj-Okobank \_\_\_\_\_ 100.0  
- Finnvera Oyj \_\_\_\_\_ 25.2

### Venture capital operations

- CapMan Finnmezzanine Fund III \_\_\_\_\_ 30.0



Paper production at Stora Enso paper mill



Combined heat and power plant in Västerås



Finance contracts signed: 621 million  
of which  
Individual loans: 613 million  
Global loans: 8 million

Individual loans were devoted to energy (179 million), communications (328 million), water and waste management (72 million) as well as industry (34 million).

## Finance contracts signed in 2000:

### Individual loans

Extension and renovation of district heating, cooling and power supply networks in Greater Stockholm area  
*Stockholm Energi AB* \_\_\_\_\_ 147.4 ▼

Construction of biomass-fired boiler at combined heat and power plant in Västerås, north of Stockholm  
*Västerås Stads Kraftvärmeverk AB* \_\_\_\_\_ 31.2 ▼

Construction of Öresund rail-road fixed link between Malmö (Sweden) and Copenhagen (Denmark)  
*Öresundskonsortiet* \_\_\_\_\_ 228.5 ●

Reconstruction of Traneberg bridge for road, metro and pedestrian traffic in Stockholm  
*Vägverket* \_\_\_\_\_ 43.6 +

Modernisation of short and medium-haul fleet  
*Scandinavian Airline System SAS* \_\_\_\_\_ 56.1 ●

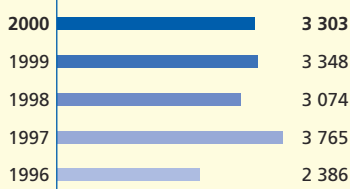
Extension and modernisation of regional wastewater treatment plant in Lidingö, in Greater Stockholm area  
*Käppalaförbundet* \_\_\_\_\_ 44.0 +

Upgrading and extension of urban infrastructure in municipality of Umeå  
*City of Umeå* \_\_\_\_\_ 27.7 +

Construction of thirteen letter sorting terminals located throughout Sweden  
*Posten AB* \_\_\_\_\_ 34.4 ●●

### Global loans

For financing small and medium-scale public infrastructure  
- *Kommuninvest i Sverige AB* \_\_\_\_\_ 8.2



Finance contracts signed: 3 303 million  
of which  
Individual loans: 2 337 million  
Global loans: 868 million  
Venture capital operations: 98 million

Individual loans focused on energy (570 million), communications (255 million), water and waste management together with urban regeneration (999 million) and industry (300 million). Health and education schemes accounted for 213 million.

## Finance contracts signed in 2000:

### Individual loans

Refurbishment and modernisation of electricity supply networks in England and Wales  
*Manweb plc* \_\_\_\_\_ 80.4 ●▼

Construction of high-efficiency combined-cycle power plant in Staythorpe (Nottinghamshire) and of two cogeneration plants  
*Innogy plc* \_\_\_\_\_ 489.2 ●▼

Acquisition of ten thousand rail freight wagons  
*Ahaus Alstätter Eisenbahnen AG* \_\_\_\_\_ 105.0 ●

Improvements to A13 road corridor in East London  
*Road Management Services (A13) plc* \_\_\_\_\_ 150.4 ●●

### Upgrading of water supply and wastewater treatment infrastructure in:

- North West  
*North West Water Ltd* \_\_\_\_\_ 326.4 +

- London and Thames Valley  
*Thames Water Utilities Ltd* \_\_\_\_\_ 324.1 +

- South West  
*South West Water Ltd* \_\_\_\_\_ 163.2 ●+

- South West  
*Wessex Water Services Ltd* \_\_\_\_\_ 122.4 +

Construction and refurbishment of social housing and hostels in urban regeneration areas

- *The Housing Finance Corporation Ltd* \_\_\_\_\_ 32.6 ●++  
- *THFC (Social Housing Finance) Ltd* \_\_\_\_\_ 30.8 ●++

<b>Modernisation of Halewood plant (Merseyside) and adaptation to environmental standards at various plants of Ford Group in UK and continental Europe</b> <i>Ford Motor Co. Ltd</i> _____	300.0	■+
<b>Refurbishment of twenty-eight secondary schools and one primary school in Glasgow (Scotland)</b> <i>3 Ed Glasgow Ltd</i> _____	166.1	■▲
<b>Modernisation of six schools in Sheffield</b> <i>Sheffield Schools Services Ltd</i> _____	46.6	■▲

#### Global loans

##### For financing small and medium-scale ventures

- <i>Barclays Bank plc</i> _____	477.0
- <i>Lombard North Central plc</i> _____	244.8

- <i>Close Brothers Ltd</i> _____	81.5
- <i>Alliance &amp; Leicester Group Treasury plc</i> _____	65.2

#### Venture capital operations

- <i>Merlin European Biosciences Fund</i> _____	50.0
- <i>UK High Technology Fund</i> _____	24.5
- <i>Close Growth Capital Fund</i> _____	15.8
- <i>HSBC Fund for the Midlands</i> _____	3.2
- <i>North East Seed Capital Fund</i> _____	2.5
- <i>HSBC Fund for Greater London</i> _____	1.6



Modernisation of schools

## Projects financed under Article 18 of the Statute

A total of 221 million was made available for energy projects of direct interest to the European Union but located outside the territory (Norway and Iceland) of the Member States. In addition to this financing, provided under the second paragraph of Article 18(1) of its Statute, the EIB similarly advanced a global loan in support of small and medium-scale infrastructure in Norway (100 million).

### Finance contracts signed in 2000:

#### Norway

##### Individual loans

<b>Development of Åsgard gas fields off Norwegian coast and laying of related gaslines to Germany</b> <i>Den Norske Stats Oljeselskap AS Statoil</i> _____	200.0	▼
---------------------------------------------------------------------------------------------------------------------------------------------------------------	-------	---

##### Global loans

##### For financing small and medium-scale public infrastructure

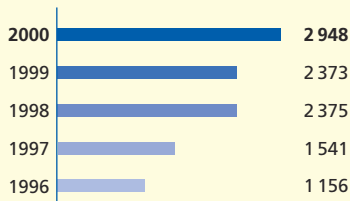
- <i>Kommunalbanken AS</i> _____	100.0
----------------------------------	-------

#### Iceland

##### Individual loans

<b>Uprating of geothermal power plant at Naşjavellir</b> <i>Reykjavíkurborg</i> _____	21.3	▼
------------------------------------------------------------------------------------------	------	---





Railway modernisation in the Czech Republic



Support for SMEs

# Accession Countries

## Poland

Construction of motorway section south-west of Gliwice in Upper Silesia  
Republic of Poland \_\_\_\_\_

941.0

46.0

Construction of motorway section south of Poznan on Priority Corridor II (Berlin-Warsaw link)  
Autostrada Wielkopolska SA \_\_\_\_\_

275.0

Modernisation of road section bypassing Gdynia, Sopot and Gdansk conurbations  
Republic of Poland \_\_\_\_\_

33.0

Upgrading of sewerage networks and road infrastructure in Torun, north-west of Warsaw  
City of Torun \_\_\_\_\_

20.0

Upgrading of wastewater treatment networks and other municipal infrastructure in Zywiec, southern Poland  
Association of Municipalities for the Ecology of Zywiec \_\_\_\_\_

20.0

Modernisation and expansion of fixed telecommunications network in seven metropolitan areas  
Telekomunikacja Polska SA \_\_\_\_\_

400.0

Upgrading of Bielsko-Biala urban infrastructure, southern Poland  
City of Bielsko-Biala \_\_\_\_\_

22.0

Financing for small and medium-scale ventures

Global loan to:  
- Citibank NA \_\_\_\_\_ 35.0  
- Citileasing Sp Zoo \_\_\_\_\_ 15.0  
- Kredyt Bank SA \_\_\_\_\_ 50.0  
- ABN Amro Bank (Polska) SA \_\_\_\_\_ 25.0

## Romania

Upgrading of power transmission network  
Romania \_\_\_\_\_

853.0

96.0

Upgrading of waste collection, processing and disposal facilities and of electricity supply equipment at Port of Constanta  
Romania \_\_\_\_\_

15.0

Rehabilitation and upgrading of around 650 km of roads  
Romania \_\_\_\_\_

245.0

Modernisation of 60 trains within Bucharest's metro system, and safety improvements to partially constructed tunnel  
Romania \_\_\_\_\_

115.0

Modernisation of tram network in Bucharest  
Romania \_\_\_\_\_

7.0

Modernisation of ticketing and seat-reservation system and of railway maintenance equipment  
Romania \_\_\_\_\_

15.0

Rehabilitation and modernisation of urban infrastructure in Bucharest  
Romania \_\_\_\_\_

110.0

Reconstruction of basic infrastructure damaged by heavy floods and implementation of watercourse management and flood prevention schemes  
Romania \_\_\_\_\_

250.0

## Czech Republic

385.0

Rehabilitation and modernisation of Česká-Trébová-Přerov railway line, eastern Czech Republic  
Česke Dráhy, S.O. \_\_\_\_\_

160.0

Extension of Prague metro network  
City of Prague \_\_\_\_\_

75.0

Upgrading and extension of water supply and sewerage networks in Prague  
Konsolidační Banka (Praha), s.p.u. \_\_\_\_\_

100.0

Financing for small and medium-scale ventures  
Global loan to Československá Obchodní Banka, a.s. \_\_\_\_\_

50.0

## Slovak Republic

242.0

Refurbishment of municipal waste incineration plant in Bratislava  
Odvoz a Likvidácia Odpadu, a.s. \_\_\_\_\_

12.0

Construction of motor vehicle production plant in Bratislava \_\_\_\_\_

160.0

Modernisation of telecommunications network  
Slovenské Telekomunikácie, a.s. \_\_\_\_\_

50.0

Financing for small and medium-scale ventures  
Global loan to Citibank (Slovakia), A.S. \_\_\_\_\_

20.0

## Hungary

240.0

Construction of combined heat and power plant on site of existing heat and power station in Debrecen, eastern Hungary  
Debreceni Kombinált Ciklúszú Erőmű Kft \_\_\_\_\_

20.0

Modernisation and expansion of oil and gas facilities  
Magyar Olaj-és Gázipari Rt (Mol) \_\_\_\_\_

100.0

Construction of rechargeable-battery production and assembly plant in Dorog, north-west of Budapest  
Sanyo Hungary Kft \_\_\_\_\_

60.0

Financing for small and medium-scale ventures  
Global loan to:  
- Hypovereinsbank Hungaria Rt \_\_\_\_\_ 40.0  
- Kereskedelmi es Hitelbank Rt \_\_\_\_\_ 20.0

## Bulgaria

160.0

Construction of two motorway sections on Pan-European Corridor VII between Sofia and Black Sea  
Republic of Bulgaria \_\_\_\_\_

100.0

Construction of combined (road and rail) bridge on Pan-European Corridor IV between Vidin (Bulgaria) and Calafat (Romania)  
Republic of Bulgaria \_\_\_\_\_

50.0

Financing for small and medium-scale ventures  
*Global loan to Encouragement Bank AD* \_\_\_\_\_

10.0

**Slovenia**

**65.0**

Extension and modernisation of fixed telecommunications network  
*Telekom Slovenije, d.d.* \_\_\_\_\_

65.0

**Estonia**

**42.0**

Upgrading of environmental protection infrastructure: water supply, wastewater treatment and solid waste processing, urban infrastructure  
*Republic of Estonia* \_\_\_\_\_

12.0

Financing for small and medium-scale ventures  
*Global loan to Hansabank* \_\_\_\_\_

30.0

**Latvia**

**10.0**

Modernisation and enlargement of passenger terminal at Riga international airport  
*Valsts Akciju Sabiedriba Starptautiska Lidosta Riga* \_\_\_\_\_

10.0

**Lithuania**

**10.0**

Renovation and modernisation of port infrastructure at Klaipeda  
*Klaipeda State Seaport Authority* \_\_\_\_\_

10.0

*The amounts of loans financed under the Pre-Accession Facility appear in italics.*



*Upgrading of telecommunications*

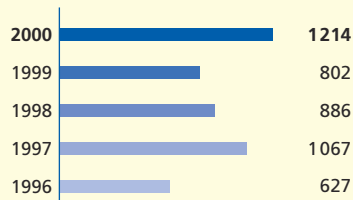
# Partner Countries

In the following list, loans from own resources are indicated by ❖, and financing operations from budgetary resources by ▶.

The amounts relating to projects featured in this list are expressed in millions of euro.

	Total	Own resources	Budgetary resources ▶
Euro-Mediterranean Partnership Countries	1 214	1 193	21
ACP/OCT	401	186	215
South Africa	140	140	-
Asia and Latin America	532	532	-
Balkans	154	154	-
<b>Total</b>	<b>2 441</b>	<b>2 205</b>	<b>236</b>

▶ From budgetary resources of the Union or Member States



## Euro-Mediterranean Partnership Countries\*

### Maghreb Countries

380.8

#### Tunisia

154.8

##### Upgrading of power transmission and supply network

Société Tunisienne de l'Electricité et du Gaz STEG \_\_\_\_\_

45.0

### Morocco

83.0

##### Construction and improvement of rural roads in northern provinces

Agence pour la Promotion et le Développement Economique et Social \_\_\_\_\_

53.0

##### Development of gold mine in Akka, southern Morocco

Managem SA \_\_\_\_\_

30.0

##### Dualling of Tunis-Sousse rail line and modernisation of rail network in Sousse region

Republic of Tunisia \_\_\_\_\_

25.0

### Mashreq Countries

244.8

##### Extension of light metro network in Tunis

Republic of Tunisia \_\_\_\_\_

30.0

### Egypt

100.0

##### Rehabilitation and extension of agricultural land drainage networks in Nile valley and delta

Arab Republic of Egypt \_\_\_\_\_

50.0

##### Development of regional systems for solid waste management

Republic of Tunisia \_\_\_\_\_

25.0

##### Financing for small and medium-scale ventures

Industrial Development Bank of Egypt \_\_\_\_\_

50.0

##### Rationalisation of production units at cement works in Gabès

Conditional loan to Compagnie Tunisienne d'Investissement et de Financement \_\_\_\_\_

4.8

### Syria

75.0

##### Financing for small and medium-scale ventures

Global loan to:  
- Amen Bank,  
Banque de Développement Economique de Tunisie,  
Banque de Tunisie S.A.,  
Banque Internationale Arabe de Tunisie,  
Union Bancaire pour le Commerce et l'Industrie S.A. \_\_\_\_\_

25.0

##### Upgrading of high-voltage power conversion and transmission facilities

Syrian Arab Republic \_\_\_\_\_

75.0

### Jordan

69.8

### Algeria

143.0

##### Completion of three sections of east-west motorway, south-west and south-east of Algiers

Banque Algérienne de Développement \_\_\_\_\_

140.0

##### Construction of pharmaceutical products plant, near Algiers

Conditional loan to Société Algéro-européenne du Médicament et du Matériel Médical \_\_\_\_\_

3.0

##### Development of Eshidiya phosphate mine in south-eastern Jordan

Jordan Phosphate Mines Company Ltd \_\_\_\_\_

30.0

##### Equity and quasi-equity financing for private firms engaged in modernisation and restructuring as well as for development of financial sector

Conditional loan to:  
- EFG Hermes Jordan Hi Tech Venture Fund Ltd \_\_\_\_\_

6.0

- Jordan Technology Group \_\_\_\_\_

3.8

\* Cyprus and Malta are grouped with the Accession Countries



East-West motorway in Algeria



**Other** **588.0**

**Turkey** **575.0**

Extension and modernisation of sewerage network in Bursa, west of Ankara  
*Bursa su ve Kanalizasyon Isletmesi Buski* \_\_\_\_\_ 80.0 ❖

Rehabilitation and reconstruction of earthquake-damaged urban infrastructure  
*Republic of Turkey* \_\_\_\_\_ 300.0 ❖

Rehabilitation and reconstruction of earthquake-damaged industrial installations  
*Republic of Turkey* \_\_\_\_\_ 75.0 ❖

Industrial pollution abatement schemes, mainly involving upgrading of wastewater treatment plants and reduction of atmospheric pollution  
*Republic of Turkey* \_\_\_\_\_ 70.0 ❖

Financing for small and medium-scale ventures  
*Global loan to Republic of Turkey* \_\_\_\_\_ 50.0 ❖

**Gaza-West Bank** **13.0**

Financing for small and medium-scale ventures  
- *Global loan to Cairo Amman Bank plc* \_\_\_\_\_ 10.0 ❖  
- *Conditional global loan to Cairo Amman Bank plc* \_\_\_\_\_ 3.0 ▶

## African, Caribbean, Pacific (ACP) States and OCT

**ACP Group** **50.0**

Part-financing of loans from European institutions (ECFIs) to private-sector ACP companies \_\_\_\_\_ 50.0 ❖

**Mozambique** **9.0**

Expansion of mobile telephony network  
- *Telecomunicações de Moçambique* \_\_\_\_\_ 3.0 ❖  
- *Conditional loan to Telecomunicações de Moçambique* \_\_\_\_\_ 6.0 ▶

**Africa** **264.5**

**Regional - Africa** **25.0**

Participation in fund mandated to make equity, quasi-equity and subordinated-debt investments in infrastructural, oil, gas and mining sector projects in Africa  
*Conditional loan to The AIG African Infrastructure Fund LLC* \_\_\_\_\_ 25.0 ▶

**Southern Africa and Indian Ocean** **101.0**

**Swaziland** **35.0**

Development of national electricity grid  
*Swaziland Electricity Board* \_\_\_\_\_ 10.0 ❖

Extension and modernisation of sugar cane plantation and sugar mill at Simunye  
- *Royal Swaziland Sugar Corporation* \_\_\_\_\_ 7.5 ❖  
- *Conditional loan to Royal Swaziland Sugar Corporation* \_\_\_\_\_ 7.5 ▶

Financing for small and medium-scale ventures  
*Conditional global loan to Swaziland Industrial Development Company Ltd* \_\_\_\_\_ 10.0 ▶

**Mauritius** **18.0**

Expansion and modernisation of Sir Seewoosagur Ramgoolam international airport  
*Airports of Mauritius Ltd* \_\_\_\_\_ 18.0 ❖

**Malawi** **14.0**

Modernisation and expansion of sugar production at Nchalo  
- *Sugar Corporation of Malawi* \_\_\_\_\_ 6.5 ❖  
- *Conditional loan to Sugar Corporation of Malawi* \_\_\_\_\_ 7.5 ▶

**Namibia** **8.0**

Financing for small and medium-scale ventures  
*Global loan to Republic of Namibia* \_\_\_\_\_ 8.0 ❖

**Zambia** **8.0**

Financing for small and medium-scale ventures in the non-traditional mining sector  
*Conditional global loan to Barclays Bank of Zambia Ltd, Indo-Zambia Bank Ltd, Industrial Credit Company Ltd, Stanbic Bank Zambia Ltd, ULC Zambia Ltd* \_\_\_\_\_ 8.0 ▶

**Madagascar** **7.0**

Construction of shrimp farm and packing facility at Baly Bay on north-western coast  
*Conditional loan to Aquaculture des Mascareignes (Aquamas) SA* \_\_\_\_\_ 7.0 ▶

**Seychelles** **2.0**

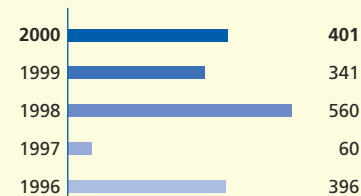
Financing for small and medium-scale ventures  
*Conditional global loan to Development Bank of Seychelles* \_\_\_\_\_ 2.0 ▶

**West Africa** **82.5**

**Mauritania** **31.7**

Expansion of iron ore exporting capacity from deposits in Nouadhibou and Zouérate  
*Société Nationale Industrielle et Minière* \_\_\_\_\_ 30.0 ❖

Financing for leasing operations in support of small and medium-sized enterprises  
*Conditional global loan to Mauritania Leasing* \_\_\_\_\_ 1.7 ▶



Modernisation of electricity grid



Assisting smaller enterprises

<b>Benin</b>	<b>26.0</b>	
Development of national and international telecommunications network (participation by Benin in SAT-3/WASC/SAFE cable) <i>Loan to Office des Postes et Télécommunications du Bénin</i> _____	20.0	▶
Financing for small and medium-scale ventures and microfinance institutions - <i>Financial Bank and Ecobank Bénin</i> _____	5.0	▶
- <i>Finadev SA</i> _____	1.0	▶
<b>Senegal</b>	<b>14.0</b>	
Financing for loans and leasing operations in support of small and medium-sized enterprises <i>Conditional global loan to Banque Internationale pour le Commerce et l'Industrie du Sénégal, Compagnie Bancaire de l'Afrique Occidentale, Crédit Lyonnais Sénégal, Société Générale de Banques au Sénégal</i> _____	14.0	▶
<b>Ghana</b>	<b>10.0</b>	
Financing for small and medium-scale ventures <i>Global loan to: Ecobank Ghana Ltd, Social Security Bank (SSB)</i> _____	10.0	▶
<b>Regional - West Africa</b>	<b>0.8</b>	
Acquisition of equity participation in <i>Banque Ouest Africaine de Développement</i> _____	0.8	▶
<b>Central and Equatorial Africa</b>	<b>56.0</b>	
<b>Gabon</b>	<b>22.0</b>	
Construction of industrial complex for manganese ore concentration and agglomeration at Moanda - <i>Compagnie Minière de l'Ogooué (Comilog) SA</i> _____	6.0	❖
- <i>Conditional loan to Compagnie Minière de l'Ogooué (Comilog) SA</i> _____	6.0	▶
Financing for small and medium-scale ventures <i>Global loan to: Banque Gabonaise de Développement, Banque Internationale pour le Commerce et l'Industrie du Gabon</i> _____	5.0	❖
- <i>Conditional global loan to Banque gabonaise de développement, Banque Internationale pour le Commerce et l'Industrie du Gabon</i> _____	5.0	▶
<b>Rwanda</b>	<b>19.0</b>	
Modernisation of international airport <i>Conditional loan to Republic of Rwanda</i> _____	11.0	▶
Financing for small and medium-scale ventures <i>Conditional global loan to: Banque Commerciale du Rwanda, Banque de Kigali, Banque Rwandaise de Développement</i> _____	8.0	▶
<b>Cameroon</b>	<b>15.0</b>	
Rehabilitation of N'Koteng sugar complex, north-east of Yaoundé <i>Société Sucrière du Cameroun (Sosucam)</i> _____	15.0	▶
<b>Caribbean</b>	<b>76.7</b>	
<b>Jamaica</b>	<b>35.0</b>	
Enlargement of container transhipment terminal at Port of Kingston - <i>Port Authority of Jamaica</i> _____	25.0	❖
- <i>Conditional loan to Port Authority of Jamaica</i> _____	10.0	▶
<b>Dominican Republic</b>	<b>19.0</b>	
Repair of damage to national electricity grid caused by Hurricane George <i>Conditional loan to Dominican Republic</i> _____	9.0	▶
Financing for small and medium-scale ventures <i>Global loan to Banco Intercontinental SA</i> _____	10.0	❖
<b>Regional - Caribbean</b>	<b>10.0</b>	
Subscription to regional venture-capital fund <i>Caribbean Investment Fund</i> _____	10.0	▶
<b>Belize</b>	<b>8.2</b>	
Equity participation by Citrus Growers Association in Belize's restructured citrus fruit processing company _____	3.2	▶
Finance for replanting of existing citrus groves <i>Conditional loan to Development Finance Corp.</i> _____	5.0	▶
<b>Saint Kitts and Nevis</b>	<b>4.0</b>	
Financing for small and medium-scale ventures <i>Conditional global loan to Development Bank of St Kitts &amp; Nevis</i> _____	4.0	▶
<b>Guyana</b>	<b>0.5</b>	
Financing for small and medium-scale ventures <i>Conditional global loan to Institute of Private Enterprise Development Ltd</i> _____	0.5	▶
<b>Pacific</b>	<b>3.0</b>	
<b>Samoa</b>	<b>3.0</b>	
Financing for small and medium-scale ventures <i>Conditional global loan to Development Bank of Samoa</i> _____	3.0	▶
<b>OCT</b>	<b>7.0</b>	
<b>OCT Group</b>	<b>5.0</b>	
Part-financing of loans from European institutions (ECFIs) to private-sector companies in OCT _____	5.0	❖
<b>New Caledonia</b>	<b>2.0</b>	
Extension of electricity transmission grid on Grande-Terre island <i>Agence Française de Développement</i> _____	2.0	❖

## South Africa

### South Africa 140.0

Extension of national telecommunications network  
*Telkom SA Ltd* \_\_\_\_\_ 50.0 ❖

Extension of phosphoric and sulphuric acid production facilities at Richard's Bay  
*Impofin (Pty) Ltd/Indian Ocean Fertilizer (Pty) Ltd* \_\_\_\_\_ 25.0 ❖

Financing for small and medium-scale infrastructure  
*Global loan to Development Bank of Southern Africa* \_\_\_\_\_ 50.0 ❖

Part-financing of loans from European institutions (ECFIs) to private-sector companies in South Africa \_\_\_\_\_ 15.0 ❖

## Latin America and Asia

### Latin America 399.6

#### Brazil 205.0

Modernisation and extension of mobile telephony network in six north-eastern States  
*Telpe Celular SA* \_\_\_\_\_ 58.5 ❖

Modernisation and extension of mobile telephony network in States of Bahia and Sergipe in north-eastern Brazil  
*Telebahia Celular SA* \_\_\_\_\_ 40.0 ❖  
*Telergipe Celular SA* \_\_\_\_\_ 15.0 ❖

Modernisation of two plants for manufacturing new range of compact passenger cars, in State of São Paulo  
*Volkswagen do Brasil Ltda* \_\_\_\_\_ 91.5 ❖

#### Argentina 146.9

Expansion and conversion of gas-fired power station into combined-cycle plant in Tucumán, northern Argentina  
*Pluspetrol Energy SA* \_\_\_\_\_ 57.8 ❖

Construction of gasline; part-replacement and extension of distribution network in Buenos Aires Province  
*Metrogas SA* \_\_\_\_\_ 51.7 ❖

Extension of water supply and sewerage networks of Posadas and Garupá, in Misiones Province, eastern Argentina  
*Servicios de Aguas de Misiones SA* \_\_\_\_\_ 20.4 ❖

Construction of glass-container production line in Mendoza  
*Rayen Cura SA* \_\_\_\_\_ 17.1 ❖

**Mexico 47.7**  
Construction and operation of gas supply network in Mexico City  
*Consorcio Mexi-Gas* \_\_\_\_\_ 47.7 ❖

### Asia 132.6

#### Indonesia 70.0

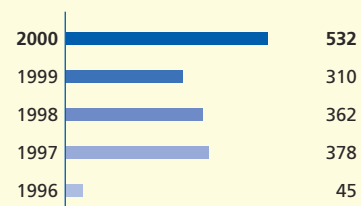
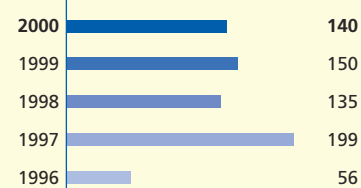
Extension of Sumatra's gas transmission network, including project to export gas to Singapore  
*Republic of Indonesia* \_\_\_\_\_ 70.0 ❖

#### Bangladesh 36.2

Construction of cement works near Chhatak in north-eastern Bangladesh  
*Lafarge Surma Cement Ltd* \_\_\_\_\_ 36.2 ❖

#### Thailand 26.4

Construction of air traffic control complex at second Bangkok international airport  
*Aeronautical Radio of Thailand Ltd* \_\_\_\_\_ 26.4 ❖



## Balkans

### Balkans 154.0

#### Bosnia-Herzegovina 120.0

Rehabilitation of electricity transmission and supply networks  
*Bosnia-Herzegovina* \_\_\_\_\_ 60.0 ❖

Rehabilitation of national road network  
*Bosnia-Herzegovina* \_\_\_\_\_ 60.0 ❖

#### Albania 34.0

Rehabilitation and upgrading of around 86 km of roads on Albania's main north-south corridor  
*Republic of Albania* \_\_\_\_\_ 34.0 ❖



Rehabilitation of roads in Bosnia-Herzegovina

# Statistical supplement

Page

## Section I Financing provided within the European Union (contracts signed)

Table A	Breakdown by country and objective - 2000	22
Table B	Breakdown by country and objective 1996 - 2000	22
Table C	Breakdown by country and sector - 2000	23
Table D	Breakdown by country and sector 1996 - 2000	23
Table E	Detailed breakdown by sector - 2000 and 1996 - 2000	24
Table F	Breakdown by region - 2000 and 1996 - 2000	25-26-27

## Section II Financing provided outside the European Union (contracts signed)

Table G	Conventions, Agreements, Facilities, Financial Protocols and Decisions in force or under negotiation at 12 February 2001	28
Table H	Breakdown by country and sector In the Accession Countries - 2000	29
Table I	In the Accession Countries 1996 - 2000	29
Table J	In the Partner Countries - 2000	30
Table K	Breakdown by country and sector 1996 - 2000 In the Euro-Mediterranean Partnership Countries	30
Table L	In the ACP States and the OCT	31
Table M	In South Africa	32
Table N	In Asia and Latin America	32
Table O	In the Balkans	32

## Section III Borrowings signed

Table P	List of borrowings signed - 2000	33-34
Table Q	Borrowings signed - 2000	35
Table R	Borrowings signed (before swaps) under medium-term note or debt issuance programmes	35
Table S	Borrowings signed (after swaps) from 1996 to 2000	36
Table T	Resources raised in ECU/EUR from 1981 to 2000	36



**Table A : Individual loans provided within the European Union in 2000**  
Breakdown by country and objective <sup>(1)</sup>

(EUR million)

	Regional development	Human capital	European communications infrastructure	Natural and urban environment	Energy	Industrial competitiveness
Belgium . . . . .	178	—	178	75	—	—
Denmark . . . . .	338	118	600	77	134	—
Germany . . . . .	1 405	662	395	734	63	46
Greece . . . . .	1 702	18	1 104	450	69	61
Spain . . . . .	2 752	74	2 038	561	190	—
France . . . . .	703	—	211	618	68	—
Ireland . . . . .	317	—	—	—	317	—
Italy . . . . .	2 562	103	1 467	1 761	751	66
Luxembourg . . . . .	200	—	—	120	80	120
Netherlands . . . . .	20	—	100	20	—	—
Austria . . . . .	213	—	191	64	76	8
Portugal . . . . .	1 452	—	803	158	302	—
Finland . . . . .	370	—	10	370	10	160
Sweden . . . . .	34	—	319	115	179	—
United Kingdom . . . . .	1 459	213	255	1 299	570	—
Other (Art. 18) <sup>(2)</sup> . . . . .	—	—	—	—	221	—
<b>Total . . . . .</b>	<b>13 709</b>	<b>1 188</b>	<b>7 672</b>	<b>6 422</b>	<b>3 030</b>	<b>461</b>

(1) As certain financing operations meet several objectives, the totals for the various headings cannot be meaningfully added together.

(2) Financing akin to operations within the European Union authorised under the second paragraph of Article 18(1) of the Bank's Statute.

**Table B : Individual loans provided within the European Union from 1996 to 2000**  
Breakdown by country and objective

(EUR million)

	Regional development	Human capital	European communications infrastructure	Natural and urban environment	Energy	Industrial competitiveness
Belgium . . . . .	1 303	—	1 585	309	58	64
Denmark . . . . .	1 979	118	3 009	416	358	106
Germany . . . . .	8 046	1 580	3 661	4 608	1 902	1 449
Greece . . . . .	4 866	88	2 743	786	815	77
Spain . . . . .	10 523	508	6 883	2 982	1 630	9
France . . . . .	3 782	56	3 520	1 628	132	761
Ireland . . . . .	565	—	38	90	413	—
Italy . . . . .	10 755	182	6 981	5 776	2 492	1 250
Luxembourg . . . . .	200	—	293	120	80	120
Netherlands . . . . .	20	—	404	774	253	160
Austria . . . . .	662	—	593	438	652	470
Portugal . . . . .	7 092	126	3 870	1 637	1 135	4
Finland . . . . .	1 372	—	116	761	222	328
Sweden . . . . .	1 150	57	2 123	813	794	199
United Kingdom . . . . .	8 436	269	5 302	4 893	2 665	741
Other (Art. 18) . . . . .	—	—	800	75	362	—
<b>Total . . . . .</b>	<b>60 751</b>	<b>2 984</b>	<b>41 919</b>	<b>26 105</b>	<b>13 963</b>	<b>5 737</b>

**Table C : Loans provided within the European Union in 2000**  
Breakdown by country and sector

(EUR million)

	Infrastructure								
	Total	Individual loans	Communications	Water management and sundry	Energy	Industry Services Agriculture	Health Education	Global loans (*)	Venture capital operations
Belgium . . . . .	503	253	178	75	—	—	—	250	—
Denmark . . . . .	991	930	677	—	134	—	118	55	7
Germany . . . . .	6 038	1 911	644	483	48	74	662	4 063	65
Greece . . . . .	1 712	1 702	1 304	250	69	61	18	10	—
Spain . . . . .	4 199	3 043	2 354	145	90	380	74	1 140	16
France . . . . .	3 323	1 054	562	68	—	424	—	2 225	44
Ireland . . . . .	419	317	—	—	317	—	—	95	7
Italy . . . . .	5 640	3 870	1 555	1 151	700	361	103	1 627	143
Luxembourg . . . . .	200	200	—	—	80	120	—	—	—
Netherlands . . . . .	260	120	100	20	—	—	—	113	26
Austria . . . . .	735	323	192	64	68	—	—	398	15
Portugal . . . . .	1 852	1 452	993	123	302	35	—	400	—
Finland . . . . .	525	370	4	3	3	360	—	125	30
Sweden . . . . .	621	613	328	72	179	34	—	8	—
United Kingdom . . . . .	3 303	2 337	255	999	570	300	213	868	98
Other (Art. 18) . . . . .	321	221	—	—	221	—	—	100	—
<b>Total . . . . .</b>	<b>30 644</b>	<b>18 716</b>	<b>9 146</b>	<b>3 453</b>	<b>2 781</b>	<b>2 150</b>	<b>1 188</b>	<b>11 478</b>	<b>450</b>

(\*) of which: - "Standard" global loans  
- "Portfolio" global loans

9 086  
2 392

**Table D : Loans provided within the European Union from 1996 to 2000**  
Breakdown by country and sector

(EUR million)

	Infrastructure								
	Total	Individual loans	Communications	Water management and sundry	Energy	Industry Services Agriculture	Health Education	Global loans (*)	Venture capital operations
Belgium . . . . .	3 384	2 039	1 585	248	58	149	—	1 345	—
Denmark . . . . .	4 060	3 868	3 248	97	271	133	118	185	7
Germany . . . . .	23 281	10 587	2 598	2 922	1 633	1 855	1 580	12 535	159
Greece . . . . .	5 335	4 866	3 263	550	815	150	88	468	—
Spain . . . . .	16 667	12 120	7 965	1 080	1 409	1 159	508	4 465	82
France . . . . .	15 684	6 006	4 548	183	—	1 219	56	9 585	93
Ireland . . . . .	1 166	565	38	83	413	23	8	553	48
Italy . . . . .	21 718	15 571	6 445	3 448	3 270	2 226	182	5 963	184
Luxembourg . . . . .	510	493	293	—	80	120	—	9	9
Netherlands . . . . .	2 161	1 364	404	661	140	160	—	770	26
Austria . . . . .	2 744	1 799	593	168	475	563	—	916	29
Portugal . . . . .	7 604	7 092	5 056	639	1 048	223	126	499	12
Finland . . . . .	2 356	1 921	1 104	21	142	654	—	354	81
Sweden . . . . .	3 600	3 483	2 228	267	601	329	57	106	11
United Kingdom . . . . .	15 877	12 969	5 460	2 919	2 537	1 783	269	2 722	186
Other (Art. 18) . . . . .	1 286	1 186	800	24	362	—	—	100	—
<b>Total . . . . .</b>	<b>127 431</b>	<b>85 929</b>	<b>45 628</b>	<b>13 311</b>	<b>13 254</b>	<b>10 745</b>	<b>2 991</b>	<b>40 575</b>	<b>927</b>

(\*) of which: - "Standard" global loans  
- "Portfolio" global loans

32 467  
8 108

**Table E : Loans provided within the European Union in 2000 and from 1996 to 2000**  
Detailed breakdown by sector

(EUR million)

	2000		1996-2000	
	Amount	% of total	Amount	% of total
<b>Energy and infrastructure</b>	<b>15 379</b>	<b>50.2</b>	<b>72 192</b>	<b>56.7</b>
<b>Energy</b>	<b>2 781</b>	<b>9.1</b>	<b>13 254</b>	<b>10.4</b>
Production	1 520	5.0	6 361	5.0
Electricity	797	2.6	4 500	3.5
Oil and natural gas	522	1.7	1 268	1.0
Heat	200	0.7	593	0.5
Transmission and supply	1 261	4.1	6 893	5.4
Electricity	781	2.5	3 818	3.0
Oil and natural gas	332	1.1	2 684	2.1
Heat	147	0.5	390	0.3
<b>Transport</b>	<b>6 863</b>	<b>22.4</b>	<b>34 264</b>	<b>26.9</b>
Roads, motorways	2 582	8.4	12 682	10.0
Air transport	1 494	4.9	6 208	4.9
Railways	1 192	3.9	8 128	6.4
Urban transport	1 123	3.7	4 199	3.3
Intermodal freight terminals and other	—	—	56	0.1
Exceptional structures	310	1.0	2 624	2.1
Maritime transport	161	0.5	368	0.3
<b>Telecommunications</b>	<b>2 283</b>	<b>7.5</b>	<b>11 364</b>	<b>8.9</b>
Networks, exchanges and international cables	1 438	4.7	6 196	4.9
Mobile telephony	812	2.6	4 478	3.5
Satellites, ground stations	33	0.1	690	0.5
<b>Water, sewerage, solid waste</b>	<b>1 650</b>	<b>5.4</b>	<b>7 196</b>	<b>5.6</b>
Water catchment, treatment and supply	1 222	4.0	4 240	3.3
Sewerage and waste management	429	1.4	2 956	2.3
<b>Urban infrastructure</b>	<b>1 802</b>	<b>5.9</b>	<b>6 115</b>	<b>4.8</b>
Urban renewal	1 282	4.2	3 955	3.1
Urban development schemes	520	1.7	2 159	1.7
<b>Industry, services, health, education, agriculture</b>	<b>3 337</b>	<b>10.9</b>	<b>13 737</b>	<b>10.8</b>
<b>Industry</b>	<b>2 073</b>	<b>6.8</b>	<b>9 264</b>	<b>7.3</b>
Transport equipment	819	2.7	3 756	2.9
Basic metals and metal products	481	1.6	835	0.7
Pulp, paper products; publishing and printing	360	1.2	1 286	1.0
Chemicals and chemical products	206	0.7	1 453	1.1
Refined petroleum products	100	0.3	288	0.2
Electrical engineering and electronics	46	0.2	610	0.5
Woodworking and wood products	35	0.1	130	0.1
Rubber and plastics	25	0.1	105	0.1
Food products and beverages	—	—	184	0.1
Other non-metallic mineral products	—	—	280	0.2
Machinery and equipment	—	—	340	0.3
<b>Services</b>	<b>77</b>	<b>0.3</b>	<b>1 408</b>	<b>1.1</b>
Private and public-sector services	34	0.1	656	0.5
Community, social and individual services	28	0.1	322	0.3
Wholesale and retail trade	15	0.1	309	0.2
Research and development	—	—	121	0.1
<b>Health, education</b>	<b>1 188</b>	<b>3.9</b>	<b>2 991</b>	<b>2.3</b>
Health	652	2.1	1 670	1.3
Education, training	536	1.7	1 321	1.0
<b>Agriculture, fisheries, forestry</b>	<b>—</b>	<b>—</b>	<b>74</b>	<b>0.1</b>
<b>Total individual loans</b>	<b>18 716</b>	<b>61.1</b>	<b>85 929</b>	<b>67.4</b>
<b>Total global loans</b>	<b>11 928</b>	<b>38.9</b>	<b>41 502</b>	<b>32.6</b>
<b>Grand total</b>	<b>30 644</b>	<b>100.0</b>	<b>127 431</b>	<b>100.0</b>

**Table F : Breakdown of loans by region in 2000 and from 1996 to 2000**

This analytical table is based on NUTS 1 or 2 regional classification, depending on the country concerned. Where possible, individual loans covering several regions have been subdivided. EUROSTAT 2000 estimates of per capita GDP expressed in terms of purchasing power parities (EUR15 = 100). 1999 unemployment rate (EUR15 = 10.1). 1996 population figures ('000).

(Amounts in EUR million)

	GDP per capita	Unemployment rate (%)	Population ( '000)	2000	1996-2000
<b>Belgium</b> . . . . .	<b>111</b>	<b>8.8</b>	<b>10 157</b>	<b>503</b>	<b>3 384</b>
Bruxelles-Brussel . . . . .	169	14.0	949	36	242
Vlaams Gewest . . . . .	115	5.6	5 890	128	582
Région wallonne . . . . .	88	13.3	3 318	89	492
Multiregional . . . . .	—	—	—	—	723
Global loans . . . . .	—	—	—	250	1 345
<b>Denmark</b> . . . . .	<b>120</b>	<b>5.6</b>	<b>5 262</b>	<b>991</b>	<b>4 060</b>
Hovedstadsregionen . . . . .	—	—	—	356	1 345
Oest for Storebaelt . . . . .	—	—	—	17	634
Vest for Storebaelt . . . . .	—	—	—	38	827
Multiregional . . . . .	—	—	—	518	1 061
Global loans . . . . .	—	—	—	62	192
<b>Germany</b> . . . . .	<b>108</b>	<b>8.9</b>	<b>81 896</b>	<b>6 038</b>	<b>23 281</b>
Hamburg . . . . .	197	10.1	1 708	135	527
Bremen . . . . .	145	13.0	679	120	452
Hessen . . . . .	140	8.2	6 017	30	218
Bayern . . . . .	126	5.0	12 016	49	804
Baden-Württemberg . . . . .	123	5.1	10 344	145	725
Berlin . . . . .	109	13.7	3 465	262	1 951
Nordrhein-Westfalen . . . . .	108	8.2	17 916	118	686
Schleswig-Holstein . . . . .	102	7.4	2 733	11	27
Niedersachsen . . . . .	99	8.2	7 796	—	347
Saarland . . . . .	98	8.5	1 084	134	354
Rheinland-Pfalz . . . . .	96	6.4	3 988	67	248
Brandenburg . . . . .	74	16.0	2 548	—	752
Sachsen . . . . .	68	16.2	4 555	46	626
Mecklenburg-Vorpommern . . . . .	66	17.5	1 820	215	536
Thüringen . . . . .	65	14.3	2 497	286	615
Sachsen-Anhalt . . . . .	64	19.9	2 731	292	411
Multiregional . . . . .	—	—	—	—	1 308
Global loans . . . . .	—	—	—	4 128	12 694
<b>Greece</b> . . . . .	<b>66</b>	<b>11.7</b>	<b>10 476</b>	<b>1 712</b>	<b>5 335</b>
Attiki . . . . .	75	12.5	3 448	1 051	2 892
Voreia Ellada . . . . .	63	12.4	3 381	374	867
Kentriki Ellada . . . . .	57	11.0	2 635	181	309
Multiregional . . . . .	—	—	—	96	798
Global loans . . . . .	—	—	—	10	468
<b>Spain</b> . . . . .	<b>80</b>	<b>16.1</b>	<b>39 669</b>	<b>4 199</b>	<b>16 667</b>
Madrid . . . . .	101	13.3	5 021	1 053	2 081
Baleares . . . . .	101	7.2	762	—	247
Cataluña . . . . .	100	10.8	6 087	520	1 563
Navarra . . . . .	97	8.5	520	11	89
País Vasco . . . . .	94	14.7	2 096	61	460
La Rioja . . . . .	90	7.1	265	—	35
Aragón . . . . .	90	9.5	1 187	—	284
Cantabria . . . . .	77	15.7	527	—	142
Castilla-León . . . . .	77	15.6	2 506	23	330
Comunidad Valenciana . . . . .	76	14.3	4 012	104	959
Canarias . . . . .	76	14.4	1 609	—	276
Asturias . . . . .	76	18.2	1 087	61	173
Murcia . . . . .	68	14.4	1 098	13	128
Castilla La Mancha . . . . .	67	15.6	1 713	34	324
Galicia . . . . .	64	16.8	2 741	77	769
Andalucía . . . . .	58	26.8	7 240	280	848
Extremadura . . . . .	55	25.5	1 070	19	271
Multiregional . . . . .	—	—	—	788	3 140
Global loans . . . . .	—	—	—	1 156	4 548



**Table F : Breakdown of loans by region in 2000 and from 1996 to 2000 (continued)**

(Amounts in EUR million)

	GDP per capita	Unemployment rate (%)	Population ( '000)	2000	1996-2000
<b>France</b> . . . . .	<b>99</b>	<b>11.4</b>	<b>58 372</b>	<b>3 323</b>	<b>15 684</b>
Ile-de-France . . . . .	153	10.3	11 044	200	496
Haute-Normandie . . . . .	101	12.2	1 783	—	122
Alsace . . . . .	100	6.6	1 708	46	107
Rhône-Alpes . . . . .	95	10.3	5 625	—	942
Franche-Comté . . . . .	89	8.3	1 117	—	191
Aquitaine . . . . .	88	11.7	2 895	—	19
Centre . . . . .	87	10.0	2 437	—	67
Provence-Côte d'Azur . . . . .	87	16.0	4 465	20	377
Pays de la Loire . . . . .	87	9.4	3 166	72	97
Lorraine . . . . .	85	10.0	2 311	60	425
Midi-Pyrénées . . . . .	83	11.8	2 513	69	516
Bretagne . . . . .	82	9.3	2 868	—	162
Nord - Pas-de-Calais . . . . .	82	15.8	4 004	552	702
Picardie . . . . .	81	13.7	1 866	—	210
Poitou-Charentes . . . . .	79	11.3	1 625	27	67
Corse . . . . .	78	14.3	261	—	6
Limousin . . . . .	78	8.9	718	2	22
Languedoc-Roussillon . . . . .	74	17.8	2 254	—	252
Overseas Departments . . . . .	47	32.0	1 644	8	128
Multiregional . . . . .	—	—	—	—	1 098
Global loans . . . . .	—	—	—	2 269	9 678
<b>Ireland</b> . . . . .	<b>102</b>	<b>5.9</b>	<b>3 634</b>	<b>419</b>	<b>1 166</b>
<b>Italy</b> . . . . .	<b>102</b>	<b>11.7</b>	<b>58 450</b>	<b>5 640</b>	<b>21 718</b>
Emilia-Romagna . . . . .	131	4.8	4 003	416	1 063
Lombardia . . . . .	131	4.9	9 106	476	1 157
Valle d'Aosta . . . . .	130	5.6	121	50	50
Trentino-Alto Adige . . . . .	126	3.9	933	6	9
Friuli-Venezia Giulia . . . . .	125	5.6	1 209	—	102
Veneto . . . . .	123	4.9	4 524	1	469
Liguria . . . . .	119	10.8	1 685	—	131
Piemonte . . . . .	117	7.9	4 370	361	911
Lazio . . . . .	113	13.2	5 305	265	1 908
Toscana . . . . .	110	8.2	3 589	131	681
Marche . . . . .	105	6.5	1 472	300	897
Umbria . . . . .	97	7.1	843	300	446
Abruzzo . . . . .	89	10.6	1 295	40	261
Molise . . . . .	78	16.6	337	40	203
Sardegna . . . . .	72	21.9	1 692	45	572
Puglia . . . . .	71	19.8	4 160	276	747
Basilicata . . . . .	69	17.3	620	245	1 020
Sicilia . . . . .	65	24.8	5 191	133	971
Campania . . . . .	65	23.7	5 880	171	1 059
Calabria . . . . .	59	28.7	2 113	45	149
Multiregional . . . . .	—	—	—	570	2 765
Global loans . . . . .	—	—	—	1 770	6 147
<b>Luxembourg</b> . . . . .	<b>174</b>	<b>2.4</b>	<b>416</b>	<b>200</b>	<b>510</b>
<b>Netherlands</b> . . . . .	<b>113</b>	<b>3.3</b>	<b>15 523</b>	<b>260</b>	<b>2 161</b>
West-Nederland . . . . .	121	3.1	7 250	100	780
Zuid-Nederland . . . . .	111	3.1	3 431	—	100
Noord-Nederland . . . . .	107	5.3	1 630	20	20
Oost-Nederland . . . . .	98	3.0	3 213	—	229
Multiregional . . . . .	—	—	—	—	236
Global loans . . . . .	—	—	—	140	797

**Table F : Breakdown of loans by region in 2000 and from 1996 to 2000 (continued)**

(Amounts in EUR million)

	GDP per capita	Unemployment rate (%)	Population (‘000)	2000	1996-2000
<b>Austria</b>	<b>112</b>	<b>4.8</b>	<b>8 059</b>	<b>735</b>	<b>2 744</b>
Ostösterreich	126	4.5	3 395	78	584
Westösterreich	108	3.4	2 894	8	225
Südösterreich	91	4.3	1 770	46	398
Multiregional	—	—	—	191	593
Global loans	—	—	—	412	945
<b>Portugal</b>	<b>73</b>	<b>4.7</b>	<b>9 927</b>	<b>1 852</b>	<b>7 604</b>
Lisboa e Vale do Tejo	92	6.1	3 312	84	1 536
Algarve	74	3.7	346	—	44
Norte	64	4.7	6 538	197	1 556
Alentejo	64	6.7	522	127	252
Centro	63	2.4	1 711	443	1 136
Madeira	56	3.4	258	75	149
Açores	51	3.7	242	—	6
Multiregional	—	—	—	526	2 412
Global loans	—	—	—	400	512
<b>Finland</b>	<b>100</b>	<b>11.7</b>	<b>5 125</b>	<b>525</b>	<b>2 356</b>
Uusimaa	134	7.0	1 319	—	269
Etelä-Suomi	94	12.3	1 813	319	919
Pohjois-Suomi	86	15.6	559	—	141
Väli-Suomi	84	12.3	706	51	166
Itä-Suomi	75	15.7	703	—	35
Multiregional	—	—	—	—	390
Global loans	—	—	—	155	435
<b>Sweden</b>	<b>102</b>	<b>7.6</b>	<b>8 841</b>	<b>621</b>	<b>3 600</b>
Stockholm	123	5.2	1 735	235	731
Mellersta Norrland	101	9.9	392	—	54
Smaland Med Öarna	99	6.2	809	—	122
Västsverige	99	7.7	1 755	—	343
Norra Mellansverige	99	10.3	860	—	31
Övre Norrland	98	6.2	525	28	175
Sydsverige	94	9.5	1 265	229	1 116
Östra Mellansverige	93	9.0	1 500	31	116
Multiregional	—	—	—	91	796
Global loans	—	—	—	8	117
<b>United Kingdom</b>	<b>102</b>	<b>6.1</b>	<b>58 782</b>	<b>3 303</b>	<b>15 877</b>
South East	109	3.2	7 893	506	2 944
East Anglia	102	4.4	5 126	—	539
South West	100	4.2	4 840	293	690
East Midlands	98	5.1	4 140	357	745
Scotland	97	7.6	2 141	281	1 360
West Midlands	94	6.5	5 315	—	875
North West	93	6.8	6 889	658	1 687
Yorkshire and Humberside	91	7.2	5 034	47	409
North	85	9.3	2 600	—	420
Wales	84	6.9	2 920	91	758
Northern Ireland	82	9.4	1 663	—	198
Multiregional	—	—	—	105	2 344
Global loans	—	—	—	966	2 908
<b>Other (Art. 18)</b>	<b>—</b>	<b>—</b>	<b>—</b>	<b>321</b>	<b>1 286</b>
<b>Total</b>			<b>374 589</b>	<b>30 644</b>	<b>127 431</b>

**Table G : Conventions, Agreements, Facilities, Financial Protocols and Decisions in force or under negotiation at 12 February 2001**

Region or Country	Convention, Agreement, Facility, Financial Protocol or Decision	Year of expiry	EIB	EU	
			own resources envelope (EUR million)	Risk capital operations <sup>(2)</sup>	budgetary resources envelope (EUR million)
<b>African, Caribbean and Pacific States (ACP)</b> <sup>(3)</sup>	2nd Financial Protocol to the Fourth Lomé Convention	Footnote <sup>(4)</sup>	1 658	1 300	Yes
	Cotonou Partnership Agreement Investment Facility	Footnote <sup>(5)</sup>	1 700	2 200 <sup>(6)</sup>	195 <sup>(7)</sup>
<b>Overseas Countries and Territories (OCT)</b> <sup>(8)</sup>	Council Decision	Footnote <sup>(4)</sup>	35	30	Yes
<b>Republic of South Africa</b>	Council Decision	2007	825	—	No
<b>Mediterranean Countries</b> <sup>(9) (10)</sup>	Council Decision	2007	6 425	—	No
<b>Turkey</b>	Council Decision Turkish Earthquake Rehabilitation and Reconstruction Assistance (TERRA)	2003	600	—	No
<b>Turkey</b>	Council Decision EIB Special Action Programme in support of the consolidation and intensification of the EC-Turkey Customs Union	2004	450	—	No
<b>Central and Eastern Europe</b> <sup>(11)</sup>	Council Decision	2007	8 930	—	No
<b>Former Yugoslav Republic of Macedonia (FYROM)</b>	Financial Protocol	2000 <sup>(12)</sup>	150	—	20 <sup>(13)</sup>
<b>Bosnia-Herzegovina</b>	Council Decision	2000 <sup>(12)</sup>	100	—	19
<b>Asia and Latin America</b> <sup>(14)</sup>	Council Decision	2007	2 480	—	No
<b>EIB own resources lending facilities complementing lending under mandate</b>					
<b>Mediterranean Countries</b>	Mediterranean Partnership Facility	2004	1 000	—	No
<b>Pre-Accession Countries</b> <sup>(15)</sup>	Pre-Accession Facility II	2003	8 500	—	No

(1) Loans attracting interest subsidies from the European Development Fund in the case of projects in the ACP States and the OCT. Amounts required for interest subsidies are financed from grant aid.

(2) Granted and managed by the EIB.

(3) Africa: Angola, Benin, Botswana, Burkina Faso, Burundi, Cameroon, Cape Verde, Central African Republic, Chad, Comoros, Congo, Democratic Republic of Congo, Ivory Coast, Djibouti, Equatorial Guinea, Eritrea, Ethiopia, Gabon, Gambia, Ghana, Guinea, Guinea-Bissau, Kenya, Lesotho, Liberia, Madagascar, Malawi, Mali, Mauritania, Mauritius, Mozambique, Namibia, Niger, Nigeria, Rwanda, São Tomé e Príncipe, Senegal, Seychelles, Sierra Leone, Somalia, South Africa, Sudan, Swaziland, Tanzania, Togo, Uganda, Zambia, Zimbabwe.

Caribbean: Antigua and Barbuda, Bahamas, Barbados, Belize, Dominica, Dominican Republic, Grenada, Guyana, Haiti, Jamaica, St Kitts and Nevis, St Lucia, St Vincent and the Grenadines, Suriname, Trinidad and Tobago.

Pacific: Cook Islands, Fiji, Kiribati, Marshall Islands, Micronesia, Nauru, Niue, Palau, Papua New Guinea, Samoa, Solomon Islands, Tonga, Tuvalu, Vanuatu.

(4) Will expire upon entry into force of the Cotonou Partnership Agreement.

(5) Will expire 5 years after the date of entry into force.

(6) Investment Facility from the European Development Fund, granted and managed by the EIB.

(7) May also take the form of technical assistance.

(8) Greenland, Mayotte, St Pierre and Miquelon, New Caledonia and Dependencies, French Polynesia, French Southern and Antarctic Territories, Wallis and Futuna, Aruba, Netherlands Antilles, Anguilla, British Antarctic Territory, British Indian Ocean Territory, British Virgin Islands, Cayman Islands, Falkland Islands, South Georgia and Sandwich Islands, Montserrat, Pitcairn Island, St Helena and Dependencies, Turks and Caicos Islands.

(9) Algeria, Cyprus, Egypt, Gaza-West Bank, Israel, Jordan, Lebanon, Malta, Morocco, Syria, Tunisia, Turkey.

(10) Balances remaining under earlier financial protocols or the entire amounts originally provided for may be drawn on concomitantly.

(11) Albania, Bosnia-Herzegovina, Bulgaria, Czech Republic, Croatia, Estonia, Former Yugoslav Republic of Macedonia, Hungary, Latvia, Lithuania, Poland, Romania, Slovak Republic, Slovenia.

(12) Unexpended balance may be used up to June 2001.

(13) Reserved for interest subsidies on EIB loans for infrastructure projects which are of interest to the Community and to FYROM.

(14) Asia: Bangladesh, Brunei, China, India, Indonesia, Laos, Macao, Malaysia, Mongolia, Nepal, Pakistan, Philippines, Singapore, South Korea, Sri Lanka, Thailand, Vietnam, Yemen.

Latin America: Argentina, Bolivia, Brazil, Chile, Colombia, Costa Rica, Ecuador, El Salvador, Guatemala, Honduras, Mexico, Nicaragua, Panama, Paraguay, Peru, Uruguay, Venezuela.

(15) Bulgaria, Cyprus, Czech Republic, Estonia, Hungary, Latvia, Lithuania, Malta, Poland, Romania, Slovak Republic, Slovenia, Turkey.

**Table H : Financing provided in the Accession Countries in 2000**  
Breakdown by country and sector

(EUR million)

	Sector						
	Total	(of which Pre-Accession Facility)	Energy	Communications	Water management and sundry	Industry Services	Global loans
<b>CENTRAL and EASTERN</b>							
<b>EUROPE (CEEC)</b>	<b>2 948</b>	<b>(1 618)</b>	<b>202</b>	<b>1 781</b>	<b>430</b>	<b>240</b>	<b>295</b>
Poland	941	(941)	—	769	47	—	125
Romania	853	—	102	492	259	—	—
Czech Republic	385	(385)	—	235	100	—	50
Slovak Republic	242	—	—	50	12	160	20
Hungary	240	(240)	100	—	—	80	60
Bulgaria	160	—	—	150	—	—	10
Slovenia	65	—	—	65	—	—	—
Estonia	42	(42)	—	—	12	—	30
Latvia	10	(10)	—	10	—	—	—
Lithuania	10	—	—	10	—	—	—
<b>Total</b>	<b>2 948</b>	<b>1 618</b>	<b>202</b>	<b>1 781</b>	<b>430</b>	<b>240</b>	<b>295</b>
(of which Pre-Accession Facility)							
<b>CEEC</b>	<b>—</b>	<b>(1 618)</b>	<b>(100)</b>	<b>(1 026)</b>	<b>(147)</b>	<b>(80)</b>	<b>(265)</b>

**Table I : Financing provided in the Accession Countries from 1996 to 2000**  
Breakdown by country and sector

(EUR million)

	Sector						
	Total	(of which Pre-Accession Facility)	Energy	Communications	Water management and sundry	Industry Services	Global loans
<b>CENTRAL and EASTERN</b>							
<b>EUROPE (CEEC)</b>	<b>10 005</b>	<b>(4 205)</b>	<b>712</b>	<b>6 495</b>	<b>1 219</b>	<b>777</b>	<b>802</b>
Poland	2 738	(1 893)	180	1 744	367	140	307
Romania	1 916	—	140	1 459	259	47	10
Czech Republic	1 720	(905)	55	1 200	350	—	115
Hungary	955	(725)	170	205	110	290	180
Slovak Republic	925	—	151	512	12	200	50
Slovenia	655	(515)	—	645	—	—	10
Bulgaria	573	—	—	390	53	100	30
Lithuania	213	—	10	177	21	—	5
Latvia	198	(90)	6	122	35	—	35
Estonia	113	(77)	—	41	12	—	60
<b>MEDITERRANEAN</b>							
<b>Cyprus</b>	<b>389</b>	<b>(250)</b>	<b>130</b>	<b>112</b>	<b>45</b>	<b>—</b>	<b>102</b>
<b>Malta</b>	<b>3</b>	<b>—</b>	<b>—</b>	<b>—</b>	<b>—</b>	<b>—</b>	<b>3</b>
<b>Total</b>	<b>10 397</b>	<b>(4 455)</b>	<b>842</b>	<b>6 607</b>	<b>1 264</b>	<b>777</b>	<b>907</b>
(of which Pre-Accession Facility)							
<b>CEEC</b>	<b>—</b>	<b>(4 205)</b>	<b>(135)</b>	<b>(2 834)</b>	<b>(319)</b>	<b>(320)</b>	<b>(597)</b>
<b>MEDITERRANEAN</b>	<b>—</b>	<b>(250)</b>	<b>(100)</b>	<b>(100)</b>	<b>—</b>	<b>—</b>	<b>(50)</b>



**Table J : Financing provided in the Partner Countries in 2000**  
Breakdown by country and sector

(EUR million)

	Sector							
	Total	Resources		Energy	Communications	Water management and sundry	Industry Services	Global loans
		own	budgetary					
<b>EURO-MEDITERRANEAN</b> . . . . .								
<b>PARTNERSHIP COUNTRIES</b> . . . . .	<b>1 214</b>	<b>1 193</b>	<b>21</b>	<b>120</b>	<b>248</b>	<b>455</b>	<b>93</b>	<b>298</b>
Turkey . . . . .	575	575	—	—	—	380	—	195
Tunisia . . . . .	155	150	5	45	55	25	—	30
Algeria . . . . .	143	140	3	—	140	—	3	—
Egypt . . . . .	100	100	—	—	—	50	—	50
Morocco . . . . .	83	83	—	—	53	—	30	—
Syria . . . . .	75	75	—	75	—	—	—	—
Jordan . . . . .	70	60	10	—	—	—	60	10
Gaza-West Bank . . . . .	13	10	3	—	—	—	—	13
<b>ACP-OCT</b> . . . . .	<b>401</b>	<b>186</b>	<b>215</b>	<b>21</b>	<b>93</b>	<b>—</b>	<b>101</b>	<b>186</b>
Africa . . . . .	265	94	171	10	58	—	93	104
<i>Southern and Indian Ocean</i> . . . . .	101	53	48	10	27	—	36	28
<i>West</i> . . . . .	83	30	53	—	20	—	30	33
<i>Central and Equatorial</i> . . . . .	56	11	45	—	11	—	27	18
<i>Multiregional</i> . . . . .	25	—	25	—	—	—	—	25
Caribbean . . . . .	77	35	42	9	35	—	8	25
Pacific . . . . .	3	—	3	—	—	—	—	3
OCT . . . . .	7	7	—	2	—	—	—	5
Multiregional . . . . .	50	50	—	—	—	—	—	50
<b>SOUTH AFRICA</b> . . . . .	<b>140</b>	<b>140</b>	<b>—</b>	<b>—</b>	<b>50</b>	<b>—</b>	<b>25</b>	<b>65</b>
<b>ASIA, LATIN AMERICA (ALA)</b> . . . . .	<b>532</b>	<b>532</b>	<b>—</b>	<b>227</b>	<b>140</b>	<b>20</b>	<b>145</b>	<b>—</b>
<i>Latin America</i> . . . . .	400	400	—	157	114	20	109	—
Brazil . . . . .	205	205	—	—	114	—	91	—
Argentina . . . . .	147	147	—	109	—	20	17	—
Mexico . . . . .	48	48	—	48	—	—	—	—
<i>Asia</i> . . . . .	133	133	—	70	26	—	36	—
Indonesia . . . . .	70	70	—	70	—	—	—	—
Bangladesh . . . . .	36	36	—	—	—	—	36	—
Thailand . . . . .	26	26	—	—	26	—	—	—
<b>BALKANS</b> . . . . .	<b>154</b>	<b>154</b>	<b>—</b>	<b>60</b>	<b>94</b>	<b>—</b>	<b>—</b>	<b>—</b>
Bosnia-Herzegovina . . . . .	120	120	—	60	60	—	—	—
Albania . . . . .	34	34	—	—	34	—	—	—
<b>Total</b> . . . . .	<b>2 441</b>	<b>2 205</b>	<b>236</b>	<b>428</b>	<b>625</b>	<b>475</b>	<b>364</b>	<b>549</b>

**Table K : Financing provided in the Euro-Mediterranean Partnership Countries from 1996 to 2000**  
Breakdown by country and sector

(EUR million)

	Sector							
	Total	Resources		Energy	Communications	Water management and sundry	Industry Services	Global loans
		own	budgetary					
Turkey . . . . .	1 038	1 026	12	120	76	545	—	297
Egypt . . . . .	783	749	34	78	90	265	233	118
Morocco . . . . .	694	647	47	95	255	134	130	81
Algeria . . . . .	623	620	3	370	170	30	53	—
Tunisia . . . . .	607	543	64	90	198	135	49	135
Jordan . . . . .	313	292	21	—	30	49	183	51
Lebanon . . . . .	257	257	—	27	20	150	—	60
Gaza-West Bank . . . . .	204	187	17	35	46	70	27	26
Syria . . . . .	75	75	—	75	—	—	—	—
<b>Total</b> . . . . .	<b>4 595</b>	<b>4 397</b>	<b>198</b>	<b>890</b>	<b>885</b>	<b>1 378</b>	<b>675</b>	<b>767</b>

**Table L : Financing provided in the ACP States and the OCT from 1996 to 2000**  
Breakdown by country and sector

(EUR million)

	Resources			Sector				
	Total	own	budgetary	Energy	Communications	Water management and sundry	Industry Services	Global loans
<b>AFRICA</b> . . . . .	<b>1 266.6</b>	<b>649.9</b>	<b>616.7</b>	<b>336.6</b>	<b>183.2</b>	<b>82.3</b>	<b>298.1</b>	<b>366.4</b>
<i>Southern Africa and Indian Ocean</i>	525.6	301.0	224.6	185.3	64.4	80.3	112.9	82.7
Mozambique . . . . .	108.9	61.9	47.0	24.4	9.0	—	65.5	10.0
Namibia . . . . .	108.0	103.5	4.5	57.3	26.4	6.3	2.0	16.0
Zambia . . . . .	57.0	—	57.0	32.0	—	—	—	25.0
Lesotho . . . . .	54.0	54.0	—	—	—	54.0	—	—
Madagascar . . . . .	46.7	—	46.7	25.0	—	4.0	8.0	9.7
Swaziland . . . . .	45.0	17.5	27.5	17.0	—	—	18.0	10.0
Mauritius . . . . .	39.0	39.0	—	10.0	29.0	—	—	—
Malawi . . . . .	39.0	6.5	32.5	—	—	15.0	14.0	10.0
Zimbabwe . . . . .	17.4	12.0	5.4	12.0	—	—	5.4	—
Botswana . . . . .	6.6	6.6	—	6.6	—	—	—	—
Seychelles . . . . .	3.0	—	3.0	—	—	1.0	—	2.0
Comoros . . . . .	1.0	—	1.0	1.0	—	—	—	—
<i>West Africa</i> . . . . .	<i>311.8</i>	<i>176.5</i>	<i>135.3</i>	<i>69.3</i>	<i>43.5</i>	<i>2.0</i>	<i>119.1</i>	<i>77.9</i>
Senegal . . . . .	95.6	72.0	23.6	—	18.0	—	54.6	23.0
Mauritania . . . . .	62.1	45.0	17.1	—	—	2.0	55.4	4.7
Regional . . . . .	57.2	20.0	37.2	30.0	—	—	—	27.2
Ghana . . . . .	47.0	34.0	13.0	34.0	—	—	—	13.0
Benin . . . . .	26.0	—	26.0	—	20.0	—	—	6.0
Côte d'Ivoire . . . . .	9.5	5.5	4.0	—	5.5	—	—	4.0
Burkina Faso . . . . .	7.0	—	7.0	—	—	—	7.0	—
Mali . . . . .	6.8	—	6.8	5.3	—	—	1.5	—
Guinea . . . . .	0.5	—	0.5	—	—	—	0.5	—
Guinea-Bissau . . . . .	0.2	—	0.2	—	—	—	0.2	—
<i>East Africa</i> . . . . .	<i>291.3</i>	<i>115.9</i>	<i>175.4</i>	<i>82.0</i>	<i>23.8</i>	<i>—</i>	<i>37.7</i>	<i>147.8</i>
Kenya . . . . .	150.1	98.0	52.1	41.0	—	—	9.1	100.0
Ethiopia . . . . .	60.0	—	60.0	41.0	—	—	9.0	10.0
Uganda . . . . .	57.3	17.9	39.4	—	11.0	—	19.6	26.8
Tanzania . . . . .	23.8	—	23.8	—	12.8	—	—	11.0
<i>Central and Equatorial Africa</i> . . . . .	<i>82.9</i>	<i>26.5</i>	<i>56.4</i>	<i>—</i>	<i>21.5</i>	<i>—</i>	<i>28.4</i>	<i>33.0</i>
Gabon . . . . .	33.1	21.5	11.6	—	10.5	—	12.6	10.0
Cameroon . . . . .	30.8	5.0	25.8	—	—	—	15.8	15.0
Rwanda . . . . .	19.0	—	19.0	—	11.0	—	—	8.0
<i>Multiregional project</i> . . . . .	<i>55.0</i>	<i>30.0</i>	<i>25.0</i>	<i>—</i>	<i>30.0</i>	<i>—</i>	<i>—</i>	<i>25.0</i>
<b>CARIBBEAN</b> . . . . .	<b>362.5</b>	<b>281.5</b>	<b>81.0</b>	<b>154.0</b>	<b>95.0</b>	<b>16.0</b>	<b>8.5</b>	<b>89.0</b>
Jamaica . . . . .	95.0	85.0	10.0	—	95.0	—	—	—
Trinidad and Tobago . . . . .	55.3	53.0	2.3	45.0	—	—	0.3	10.0
Barbados . . . . .	50.0	50.0	—	50.0	—	—	—	—
Regional . . . . .	37.0	20.0	17.0	—	—	—	—	37.0
Dominican Republic . . . . .	37.0	21.0	16.0	9.0	—	—	—	28.0
Bahamas . . . . .	20.0	20.0	—	20.0	—	—	—	—
Haiti . . . . .	20.0	—	20.0	—	—	16.0	—	4.0
Dominica . . . . .	13.0	10.0	3.0	10.0	—	—	—	3.0
Belize . . . . .	10.7	2.5	8.2	—	—	—	8.2	2.5
Saint Lucia . . . . .	8.0	8.0	—	8.0	—	—	—	—
Grenada . . . . .	4.0	4.0	—	4.0	—	—	—	—
Suriname . . . . .	4.0	4.0	—	4.0	—	—	—	—
Saint Vincent and the Grenadines . . . . .	4.0	4.0	—	4.0	—	—	—	—
Saint Kitts and Nevis . . . . .	4.0	—	4.0	—	—	—	—	4.0
Guyana . . . . .	0.5	—	0.5	—	—	—	—	0.5
<b>PACIFIC</b> . . . . .	<b>19.7</b>	<b>3.7</b>	<b>16.0</b>	<b>—</b>	<b>8.7</b>	<b>—</b>	<b>2.3</b>	<b>8.7</b>
Vanuatu . . . . .	5.0	—	5.0	—	5.0	—	—	—
Samoa . . . . .	5.0	—	5.0	—	—	—	—	5.0
Tonga . . . . .	3.7	3.7	—	—	3.7	—	—	—
Fiji . . . . .	2.3	—	2.3	—	—	—	2.3	—
Kiribati . . . . .	2.0	—	2.0	—	—	—	—	2.0
Regional . . . . .	1.7	—	1.7	—	—	—	—	1.7
<b>ACP GROUP</b> . . . . .	<b>71.1</b>	<b>50.0</b>	<b>21.1</b>	<b>—</b>	<b>—</b>	<b>—</b>	<b>—</b>	<b>71.1</b>
<b>Total ACP States</b> . . . . .	<b>1 719.7</b>	<b>985.1</b>	<b>734.6</b>	<b>490.6</b>	<b>286.9</b>	<b>98.3</b>	<b>308.8</b>	<b>535.1</b>
<b>OCT</b> . . . . .	<b>40.5</b>	<b>24.5</b>	<b>16.0</b>	<b>—</b>	<b>—</b>	<b>—</b>	<b>—</b>	<b>—</b>
<b>Grand total</b> . . . . .	<b>1 760.2</b>	<b>1 009.6</b>	<b>750.6</b>	<b>490.6</b>	<b>286.9</b>	<b>98.3</b>	<b>308.8</b>	<b>535.1</b>

**Table M : Financing provided in South Africa from 1996 to 2000**  
Breakdown by sector

(EUR million)

	Total	Sector				
		Energy	Communications	Water management and sundry	Industry Services	Global loans
South Africa . . . . .	680	156	95	45	25	359
<b>Total . . . . .</b>	<b>680</b>	<b>156</b>	<b>95</b>	<b>45</b>	<b>25</b>	<b>359</b>

**Table N : Financing provided in Asia and Latin America from 1996 to 2000**  
Breakdown by country and sector

(EUR million)

	Total	Sector				
		Energy	Communications	Water management and sundry	Industry Services	Global loans
<b>Latin America . . . . .</b>	<b>1 076</b>	<b>239</b>	<b>316</b>	<b>57</b>	<b>330</b>	<b>134</b>
Brazil . . . . .	538	55	171	—	253	59
Argentina . . . . .	229	109	45	57	17	—
Mexico . . . . .	124	74	—	—	50	—
Peru . . . . .	50	—	50	—	—	—
Panama . . . . .	50	—	50	—	—	—
Regional (Andean Pact) . . . . .	40	—	—	—	—	40
Regional (Central America) . . . . .	35	—	—	—	—	35
Uruguay . . . . .	10	—	—	—	10	—
<b>Asia . . . . .</b>	<b>550</b>	<b>288</b>	<b>51</b>	<b>175</b>	<b>36</b>	<b>—</b>
Indonesia . . . . .	170	70	—	100	—	—
Philippines . . . . .	147	72	25	50	—	—
Thailand . . . . .	96	70	26	—	—	—
Vietnam . . . . .	55	55	—	—	—	—
Bangladesh . . . . .	36	—	—	—	36	—
China . . . . .	25	—	—	25	—	—
Pakistan . . . . .	21	21	—	—	—	—
<b>Total . . . . .</b>	<b>1 627</b>	<b>527</b>	<b>368</b>	<b>232</b>	<b>366</b>	<b>134</b>

**Table O : Financing provided in the Balkans from 1996 to 2000**  
Breakdown by country and sector

(EUR million)

	Total	Sector				
		Energy	Communications	Water management and sundry	Industry Services	Global loans
FYROM . . . . .	130	—	130	—	—	—
Bosnia-Herzegovina . . . . .	120	60	60	—	—	—
Albania . . . . .	68	12	56	—	—	—
<b>Total . . . . .</b>	<b>318</b>	<b>72</b>	<b>246</b>	<b>—</b>	<b>—</b>	<b>—</b>

**Table P : Borrowings signed in 2000**

Month of issue	Place of issue	Subscription currency	Characteristics	Amount (million) Currency	Amount (million) EUR	Life (years)	Coupon (%)
<b>Long-term operations (before swaps)</b>							
<b>PUBLIC BORROWING OPERATIONS</b>							
January	Luxembourg	USD	(1)	1 000	995.4	3	6.750
	United Kingdom	GBP		125	201.1	29	6.000
February	United Kingdom	GBP		200	321.7	14	6.250
	United Kingdom	GBP		100	160.8	21	5.375
	United Kingdom	GBP		100	160.8	29	6.000
	United Kingdom	GBP		100	160.8	14	6.250
	United Kingdom	USD	(1)	33	32.8	15	structured
	United Kingdom	GBP		500	804.2	10	5.500
March	Switzerland	CHF		200	124.6	5	3.250
	Italy	EUR		359	358.5	15	structured
	Luxembourg	EUR	(2)	500	500.0	3	4.625
	Luxembourg	EUR	(2)	500	500.0	6	5.250
	Luxembourg	ZAR	(1)	100	16.2	10	13.000
	Luxembourg	EUR	(1)	100	100.0	8	structured
	Czech Republic	CZK	(1)	1 000	28.1	5	6.500
	United Kingdom	GBP		150	244.5	29	6.000
	United Kingdom	GBP		100	163.0	29	6.000
	United Kingdom	USD	(1)	20	20.6	10	structured
April	United Kingdom	GBP		200	326.1	29	6.000
	Switzerland	CHF		100	62.2	5	3.250
	Luxembourg	EUR	(2)	381	381.0	4	5.250
	Luxembourg	ZAR	(1)	100	15.9	5	13.000
	Luxembourg	EUR	(1)	100	100.0	3	4.000
	Czech Republic	CZK	(1)	2 000	55.2	15	6.500
	United Kingdom	GBP		350	584.8	29	6.000
	United Kingdom	GBP		100	167.1	10	5.500
	United Kingdom	USD	(1)	250	261.7	9	5.875
	United Kingdom	GBP		250	417.7	25	5.500
	United Kingdom	USD	(1)	250	261.7	3	6.750
	United Kingdom	GBP		100	167.1	29	6.000
	United Kingdom	GBP		100	167.1	21	5.375
	May	United Kingdom	GBP		75	125.3	39
Luxembourg		USD		250	275.2	8	5.375
Luxembourg		ZAR	(1)	100	16.1	10	13.000
United Kingdom		USD	(1)	250	275.2	2	6.000
United Kingdom		GBP		100	172.6	25	5.500
United Kingdom		GBP		100	172.6	29	6.000
United Kingdom		GBP		100	172.6	21	5.375
United Kingdom		GBP		100	172.6	10	5.500
United Kingdom		GBP		100	172.6	29	6.000
United Kingdom		USD		250	275.2	2	6.125
June	Luxembourg	USD		100	107.5	7	7.250
	Luxembourg	USD		100	107.5	9	5.250
	Luxembourg	EUR		50	50.0	5	structured
	Luxembourg	USD	(1)	100	107.5	3	6.750
	Luxembourg	USD	(1)	100	107.5	4	6.250
	Luxembourg	USD	(1)	250	268.7	9	5.875
	Czech Republic	CZK	(1)	1 000	27.7	9	8.200
	United Kingdom	GBP		175	281.1	10	5.500
	United Kingdom	GBP		100	160.6	17	8.750
	United Kingdom	USD	(1)	1 000	1 074.9	5	7.250
	United Kingdom	GBP		75	120.5	39	5.000
	July	United Kingdom	GBP		100	160.6	21
United Kingdom		GBP		200	321.3	9	5.500
Luxembourg		EUR	(2)	200	200.0	3	4.500
Luxembourg		EUR	(2)	600	600.0	4	5.250
Luxembourg		USD		250	261.6	2	6.125
Luxembourg		ZAR	(1)	100	15.4	9	13.500
Luxembourg		ZAR	(1)	100	15.4	5	13.000
United Kingdom		GBP		100	158.2	4	6.000
United Kingdom		GBP		125	197.7	39	5.000
United Kingdom		GBP		100	158.2	14	6.250
United Kingdom		USD	(1)	400	418.6	3	6.750
United Kingdom		GBP		100	158.2	28	6.000
United Kingdom		GBP		100	158.2	5	6.125
United Kingdom		GBP		250	395.4	32	5.625
United Kingdom		GBP		75	118.6	39	5.000
United Kingdom		GBP		100	158.2	14	6.250



**Table P : Borrowings signed in 2000 (continued)**

Month of issue	Place of issue	Subscription currency	Characteristics	Amount (million) Currency	Amount (million) EUR	Life (years)	Coupon (%)
August	Luxembourg	USD		100	108.2	7	7.250
	United Kingdom	GBP		100	161.8	14	6.250
	United Kingdom	GBP		100	161.8	32	5.625
	United Kingdom	GBP		100	161.8	6	7.625
	United Kingdom	USD	(1)	250	270.5	2	6.750
September	Switzerland	CHF		500	323.1	3	4.000
	United Kingdom	GBP		100	163.1	28	6.000
	United Kingdom	GBP		175	285.4	21	5.375
	United Kingdom	GBP		100	163.1	32	5.625
	United Kingdom	GBP		150	244.6	7	7.625
	United Kingdom	GBP		100	163.1	29	6.000
	United Kingdom	GBP		650	1 060.0	5	6.125
	United Kingdom	GBP		100	163.1	32	5.625
	United Kingdom	GBP		100	163.1	6	7.625
	United Kingdom	GBP		100	163.1	6	7.625
October	Luxembourg	EUR	(2)	250	250.0	4	5.250
	Luxembourg	EUR	(2)	3 000	3 000.0	10	5.625
	Luxembourg	GBP		40	67.3	28	zero coupon
	Luxembourg	ZAR	(1)	50	7.8	10	13.000
	United Kingdom	GBP		100	167.6	21	5.375
	United Kingdom	GBP		100	167.6	14	6.250
	United Kingdom	GBP		150	251.4	17	8.750
	United Kingdom	GBP		133	222.6	4	6.000
	United Kingdom	GBP		100	167.6	9	5.500
	United Kingdom	USD	(1)	400	456.4	2	6.750
	United Kingdom	GBP		100	167.6	14	6.250
	United Kingdom	GBP		75	125.7	32	5.625
	United Kingdom	GBP		100	167.6	6	7.625
	United Kingdom	GBP		100	167.6	8	6.250
	United Kingdom	GBP		300	502.8	14	6.250
	Switzerland	CHF		200	131.5	3	4.000
	Taiwan	TWD		4 000	145.8	5	5.240
November	Luxembourg	EUR	(2)	250	250.0	3	5.250
	Luxembourg	ZAR	(1)	100	15.6	6	12.500
	Luxembourg	ZAR	(1)	100	15.6	3	11.500
	Luxembourg	EUR	(1)	50	50.0	3	zero coupon
	Luxembourg	PLN	(1)	115	29.4	4	zero coupon
	Luxembourg	PLN	(1)	100	25.5	5	15.000
	United Kingdom	GBP		250	430.4	19	structured
	United Kingdom	GBP		150	258.2	17	8.750
	United Kingdom	GBP		100	172.1	17	8.750
	United Kingdom	GBP		75	129.1	39	5.000
	United Kingdom	GBP		100	172.1	21	5.375
December	Luxembourg	GBP		57	93.2	28	zero coupon
	Luxembourg	PLN	(1)	150	38.7	5	13.600
	Luxembourg	ZAR	(1)	50	7.5	10	13.000
	United Kingdom	GBP		100	163.2	19	structured
	United Kingdom	GBP		100	163.2	8	6.250
	United Kingdom	USD	(1)	250	287.9	5	7.250
	United Kingdom	GBP		75	122.4	38	5.000
	Taiwan	TWD		4 000	139.5	3	5.150
	Taiwan	TWD		2 000	69.8	4	5.200
	Taiwan	TWD		1 000	34.9	5	5.250
120 operations				28 027.7			

(1) MTN; (2) EARN

**PRIVATE BORROWING OPERATIONS**

5	HKD	(1)	3 900	524.2	6.83-7.75
3	EUR	(1)	268	267.9	zero coupon
8	JPY	(1)	17 000	182.3	structured
16 operations				974.4	

N.B.: Zero coupon issues are calculated on the basis of the nominal amount multiplied by the issue price.

**GRAND TOTAL 136 operations (\*) 29 002.1**

(\*) Effectively 149 transactions, given that certain operations were conducted in a number of tranches.

**Table Q : Borrowings signed in 2000**

(EUR million)

	Before swaps		Swaps	After swaps	
	Amount	%	amount	Amount	%
<b>LONG AND MEDIUM-TERM OPERATIONS</b>					
<i>European Union</i>	<b>20 959</b>	<b>72.3</b>	<b>2 805</b>	<b>23 764</b>	<b>81.8</b>
EUR	6 607	22.8	5 759	12 366	42.6
DKK	—	—	108	108	0.4
GBP	14 352	49.5	- 3 247	11 105	38.2
SEK	—	—	185	185	0.6
<b>Total Pre-In</b>	<b>14 352</b>	<b>49.5</b>	<b>—</b>	<b>11 398</b>	<b>39.3</b>
<i>Outside the European Union</i>	<b>8 042</b>	<b>27.7</b>	<b>- 2 769</b>	<b>5 274</b>	<b>18.2</b>
CHF	641	2.2	—	641	2.2
CZK	111	0.4	28	139	0.5
HKD	524	1.8	- 524	—	—
JPY	182	0.6	180	363	1.2
NOK	—	—	78	78	0.3
PLN	93	0.3	- 42	52	0.2
TWD	390	1.3	- 390	—	—
USD	5 975	20.6	- 2 084	3 891	13.4
ZAR	126	0.4	- 16	110	0.4
<b>TOTAL</b>	<b>29 002</b>	<b>100</b>	<b>36 (1)</b>	<b>29 038</b>	<b>100</b>
- of which: fixed	28 308	97.6	- 23 276 (2)	5 032	17.3
- of which: floating	694	2.4	23 312 (2)	24 006	82.7

(1) Exchange adjustments; (2) After fixed/reverse floaters

**Table R : Borrowings signed (before swaps)  
under medium-term note or debt issuance programmes**

(Amounts in million)

	Number of operations		Currency	EUR
<b>Total EU</b>	<b>6</b>	—	—	<b>518</b>
	<b>6</b>	<b>EUR</b>	<b>518</b>	<b>518</b>
<b>Total Non-EU</b>	<b>42</b>	—	—	<b>5 876</b>
	3	CZK	4 000	111
	5	HKD	3 900	524
	8	JPY	17 000	182
	3	PLN	365	93
	14	USD	4 553	4 839
	9	ZAR	800	126
<b>Total</b>	<b>48</b>	—	—	<b>6 394</b>

**Table S : Borrowings signed (after swaps) from 1996 to 2000**

(EUR million)

	1996		1997		1998		1999		2000	
	amount	%	amount	%	amount	%	amount	%	amount	%
<b>1. Resources raised</b>										
<b>European Union</b>										
ECU/EUR (*)	500	2.8	1 300	5.6	3 554	11.8	12 422	43.8	12 366	42.6
DEM	5 285	30.1	3 437	14.9	4 675	15.5	—	—	—	—
FRF	655	3.7	2 590	11.2	847	2.8	—	—	—	—
ITL	4 398	25.1	5 044	21.9	4 219	14.0	—	—	—	—
BEF	19	0.1	—	—	—	—	—	—	—	—
NLG	84	0.5	17	0.1	—	—	—	—	—	—
IEP	102	0.6	58	0.3	—	—	—	—	—	—
LUF	65	0.4	99	0.4	—	—	—	—	—	—
ESP	2 034	11.6	2 599	11.3	1 102	3.7	—	—	—	—
PTE	358	2.0	1 092	4.7	395	1.3	—	—	—	—
ATS	—	—	—	—	—	—	—	—	—	—
FIM	34	0.2	45	0.2	128	0.4	—	—	—	—
<b>Total: Euro-11</b>	<b>13 533</b>	<b>77.1</b>	<b>16 280</b>	<b>70.7</b>	<b>14 921</b>	<b>49.6</b>	<b>12 422</b>	<b>43.8</b>	<b>12 366</b>	<b>42.6</b>
DKK	88	0.5	134	0.6	30	0.1	186	0.7	108	0.4
GBP	2 168	12.4	2 875	12.5	8 069	26.8	6 974	24.6	11 105	38.2
GRD	97	0.6	161	0.7	255	0.8	15	0.1	—	—
SEK	191	1.1	189	0.8	120	0.4	60	0.2	185	0.6
<b>Total: Pre-In</b>	<b>2 544</b>	<b>14.5</b>	<b>3 359</b>	<b>14.6</b>	<b>8 474</b>	<b>28.2</b>	<b>7 236</b>	<b>25.5</b>	<b>11 398</b>	<b>39.3</b>
<b>Total</b>	<b>16 078</b>	<b>91.6</b>	<b>19 639</b>	<b>85.3</b>	<b>23 395</b>	<b>77.7</b>	<b>19 658</b>	<b>69.3</b>	<b>23 764</b>	<b>81.8</b>
of which: fixed	8 970	51.1	10 242	44.5	13 956	46.4	4 641	16.4	4 200	14.5
of which: floating	7 108	40.5	9 397	40.8	9 439	31.4	15 017	53.0	19 564	67.4
<b>Outside the European Union</b>										
CHF	165	0.9	566	2.5	125	0.4	622	2.2	641	2.2
CZK	—	—	—	—	11	0.1	85	0.3	139	0.5
HUF	—	—	—	—	28	0.1	49	0.2	—	—
JPY	580	3.3	541	2.4	—	—	—	—	363	1.2
NOK	—	—	—	—	60	0.2	—	—	78	0.3
PLN	—	—	—	—	—	—	—	—	52	0.2
USD	698	4.0	2 211	9.6	6 451	21.4	7 825	27.6	3 891	13.4
ZAR	33	0.2	68	0.3	29	0.1	116	0.4	110	0.4
<b>Total</b>	<b>1 476</b>	<b>8.4</b>	<b>3 387</b>	<b>14.7</b>	<b>6 703</b>	<b>22.3</b>	<b>8 697</b>	<b>30.7</b>	<b>5 274</b>	<b>18.2</b>
of which: fixed	1 156	6.6	2 116	9.2	2 001	6.6	1 865	6.6	832	2.9
of which: floating	320	1.8	1 271	5.5	4 702	15.6	6 833	24.1	4 442	15.3
<b>TOTAL</b>	<b>17 553</b>	<b>100.0</b>	<b>23 025</b>	<b>100.0</b>	<b>30 098</b>	<b>100.0</b>	<b>28 355</b>	<b>100.0</b>	<b>29 038</b>	<b>100.0</b>
of which: fixed	10 126	57.7	12 358	53.7	15 957	53.0	6 506	22.9	5 032	17.3
of which: floating	7 427	42.3	10 668	46.3	14 141	47.0	21 850	77.1	24 006	82.7
<b>Medium and long-term operations</b>										
- Public borrowing operations	17 066	97.2	22 438	97.5	29 660	98.5	26 743	94.3	28 064	96.6
- Private borrowing operations	487	2.8	587	2.5	438	1.5	1 613	5.7	974	3.4
of which medium-term notes	2 989	17.0	5 377	23.4	5 633	18.7	8 709	30.7	—	—
<b>2. Euro debt exchange offer programme</b>										
	—	—	—	—	1 318 (1)	—	961 (1)	—	—	—
<b>GRAND TOTAL</b>	<b>17 553</b>		<b>23 025</b>		<b>31 417</b>		<b>29 317</b>		<b>29 038</b>	

(\*) 1996: ECU; 1997-1998: EUR with issue price and coupon initially payable in ECU; 1999-2000: EUR

(1) 1998: DEM FRF ITL; 1999: EUR FRF ITL

**Table T : Resources raised in ECU/EUR from 1981 to 2000 (\*)**

(Amounts in million)

Year	Fixed-rate borrowings		Floating-rate borrowings				Raised in ECU/EUR (A)	Total raised (B)	A/B as %
	Before swaps	After swaps	After swaps	Commercial paper	Certificates of deposit	Total			
1981-1995	10 760	10 460	2 375	1 200	400	4 321	14 446	126 692	11.40
1996	650	500	—	—	—	—	500	17 553	2.85
1997	1 300	1 300	—	—	—	—	1 300	23 025	5.65
1998	3 500	2 850	704	—	—	704	3 554	30 098	11.81
1999	11 253	2 155	10 267	—	—	10 267	12 422	28 355	43.81
2000	6 507	1 742	10 624	—	—	10 624	12 366	29 038	42.59
<b>Total</b>	<b>33 970</b>	<b>19 007</b>	<b>23 970</b>	<b>1 200</b>	<b>400</b>	<b>25 916</b>	<b>44 588</b>	<b>254 762</b>	<b>17.50</b>

(\*) Funds raised (excluding liquid holdings).

From 1997 to 1998, euro-denominated issues with issue price and coupon initially payable in ECU. **Euro introduced as from 1999.**



## Conversion rates

The conversion rates used by the EIB during each quarter for recording statistics of its financing operations – contract signatures and disbursements – as well as of its borrowings are those obtaining on the last working day of the previous quarter; in 2000, these were as follows:

		2000			
1 euro =	EUR				
Austrian Schilling	ATS	13.7603			
Belgian franc	BEF	40.3399			
Deutsche Mark	DEM	1.95583			
Spanish peseta	ESP	166.386			
Finnish markka	FIM	5.94573			
French franc	FRF	6.55957			
Irish pound	IEP	0.787564			
Italian lira	ITL	1 936.27			
Luxembourg franc	LUF	40.3399			
Netherlands guilder	NLG	2.20371			
Portuguese escudo	PTE	200.482			
		31.12.1999	31.03.2000	30.06.2000	30.09.2000
		1st quarter 2000	2nd quarter 2000	3rd quarter 2000	4th quarter 2000
Danish krone	DKK	7.44330	7.44600	7.45690	7.45700
Pound sterling	GBP	0.62170	0.598500	0.617900	0.596700
Greek drachma	GRD	330.300	334.700	337.300	339.300
Swedish krona	SEK	8.56250	8.28250	8.49500	8.52650
United States dollar	USD	1.00460	0.955300	0.955600	0.87650
Japanese yen	JPY	102.730	98.5300	100.570	94.9400

The EIB wishes to thank promoters and agencies for the photographs illustrating this report: Masterfile (cover, p.13), Fotostock (p.2), La Vie du Rail (p.4), Øresund/Vision (p.4), Flughafen Düsseldorf GmbH (p.5), Treno Alta Velocità SpA (p.9), Stora Enso (p.11), Västerås Stads kraftvärmeverk AB (p.12), Sue Cunningham (p.14), Barcs Endre (p.15), Telefónica (p.20).

For further information on EIB activity, please contact the Information and Communications Department, Adam McDonough, tel. (+352) 4379 3147, fax (+352) 4379 3189.



## Projects eligible for financing

**Within the European Union**, projects considered for EIB financing must contribute to one or more of the following objectives:

- strengthening economic and social cohesion: promoting business activity to foster the economic advancement of the less favoured regions;
- promoting investment focused on a knowledge-based and innovation-driven society;
- improving infrastructure and services in the health and education sectors, key contributors to human capital formation;
- developing transport, telecommunications and energy transfer infrastructure networks with a Community dimension;
- preserving the natural and urban environment, notably by drawing on renewable energy;
- securing the energy supply base by more rational use, harnessing of indigenous resources and import diversification;
- assisting the development of SMEs by enhancing the financial environment in which they operate:
  - \* *through medium and long-term loans,*
  - \* *through venture capital support.*

In the **Accession Countries**, the EIB underpins development of basic infrastructure, the creation of new activities, protection of the environment and transfer of the existing body of pertinent Community legislation.

**Outside the Union**, the Bank participates in implementing the Union's development aid and cooperation policies through long-term loans from own resources or subordinated loans and risk capital from EU or Member States' budgetary funds. It operates in:

- the non-member Mediterranean Countries by helping to attain the objectives of the Euro-Mediterranean Partnership with sights set on the establishment of a Customs Union by 2010;
- the African, Caribbean and Pacific States (ACP), South Africa and the OCT;
- Asia and Latin America where it supports certain types of project of mutual interest to the Union and the countries concerned;
- the Balkans where it contributes to the goals of the Stability Pact by directing its lending specifically towards reconstruction of basic infrastructure and projects with a regional dimension.

Brochures outlining the Bank's financing facilities and presenting EIB operations according to countries, areas or objectives are available on the Bank's website as well as on request from the Information and Communications Department.

## Principal Publications

### Statute:

The EIB's Statute sets out the legal, financial and administrative framework for the Bank's activities; it was established by a Protocol annexed to the Treaty of Rome, of which it forms an integral part.

Available in all EU official languages.

### General presentation:

- **Annual Report**

Available in English, French and German.

- **Annual Brochure**

Available in all EU official languages.

- **Statistical Supplement**

Available in English, French and German.

- **Videotapes**

The video film "Investing in Europe's Future", produced in 2000, presents the EIB, its role and activities.

Available in English, French and German.

- **EIB Information**

A regular bulletin featuring topical articles on EIB activity.

Available in English, French, German and Italian.

- **40 Years' Activity**

Statistical review of operations.

Published in 1998.

Available in English, French and German.

### EIB Papers

A six-monthly publication, EIB Papers present the results of research carried out by the EIB's Chief Economist's Department together with contributions from external scholars and specialists. Available in English.

### Country fact sheets and brochures

These publications describe EIB financing facilities available in different countries and geographical areas.

### Thematic brochures:

- **EIB Lending and Borrowing during the changeover to the euro**

An operational guide to the euro.

Published in 1998.

Available in all EU official languages.

- **Information policy**

Rules on public access to EIB documents.

Published in 1997.

Available in all EU official languages.

- **Environmental Policy Statement**

Document covering guidelines, standards and procedures in the environmental field.

Published in June 1996.

Available in all EU official languages.

- **Guide to tendering for contracts financed by the EIB**

This guide aims to provide promoters of projects financed by the EIB and their suppliers with information on the procedures attaching to EIB financing with regard to tendering, briefing of potential bidders and compliance with Community legislation.

Published in June 1996.

Available in all EU official languages.

- **The "Innovation 2000 Initiative"**

This brochure presents the EIB's dedicated action programme for building a knowledge and innovation-based Europe.

Published in October 2000.

Available in English, French and German.

- **EIB Group support for SMEs**

This brochure describes EIB facilities to assist SMEs.

Published in January 2001.

Available in English, French, German, Italian and Spanish.

### Reports produced by the EIB's Operations Evaluation Department:

The remit of the EIB's Operations Evaluation Department is to conduct impartial evaluations of the contribution to EU objectives of operations financed by the Bank. The various reports published are available in English, French and German.

### Structured, regularly updated information is also available on

Internet: [www.eib.org](http://www.eib.org)

All EIB publications and video films available, plus a full list of these, can be obtained on request from the Information and Communications Department

Fax (+352) 4379 3189

## EIB Group addresses

### European Investment Bank

100, boulevard Konrad Adenauer  
L-2950 Luxembourg  
Tel. (+352) 43 79-1  
Fax (+352) 43 77 04

Internet: [www.eib.org](http://www.eib.org)

E-mail: [info@eib.org](mailto:info@eib.org)



*Department for operations in:  
Italy, Greece, Cyprus and Malta*  
Via Sardegna, 38  
I - 00187 Rome  
Tel. +39 - 06 - 47 19-1  
Fax +39 - 06 - 42 87 34 38

*Athens Office:*  
364, Kifissias Ave & 1, Delfon  
GR - 152 33 Halandri/Athens  
Tel. +30 (1) 682 45 17-9  
Fax +30 (1) 682 45 20

*Berlin Office:*  
Lennéstrasse, 17  
D - 10785 Berlin  
Tel. +49 (0) 30 59 00 479 - 0  
Fax +49 (0) 30 59 00 47 99

*Brussels Office:*  
Rue de la Loi 227  
B - 1040 Brussels  
Tel. +32 (0) 2 - 235 00 70  
Fax +32 (0) 2 - 230 58 27

*Lisbon Office:*  
Regus Business Center  
Avenida da Liberdade, 110 - 2°  
P - 1269-046 Lisbon  
Tel. +351 - 21 342 89 89 or 21 342 88 48  
Fax +351 - 21 347 04 87

*Madrid Office:*  
Calle José Ortega y Gasset, 29  
E - 28006 Madrid  
Tel. +34 - 914 311 340  
Fax +34 - 914 311 383

### European Investment Fund

43, avenue J.F. Kennedy  
L-2968 Luxembourg  
Tel. (+352) 42 66 88 - 1  
Fax (+352) 42 66 88 - 200

Internet: [www.eif.org](http://www.eif.org)

E-mail: [info@eif.org](mailto:info@eif.org)



European Investment Fund

