



Annual Report 2004



Volume III

# Statistical Report

# EIB Group: key data

## European Investment Bank

<i>Activity in 2004</i>	<i>(EUR million)</i>
<b>Loans signed</b>	<b>43 204</b>
European Union	39 661
Partner Countries	3 543
<b>Loans approved</b>	<b>45 780</b>
European Union	41 037
Partner Countries	4 743
<b>Loans disbursed</b>	<b>38 640</b>
From the Bank's resources	38 383
From budgetary resources	257
of which Investment Facility	93
<b>Resources raised (after swaps)</b>	<b>49 865</b>
Community currencies	28 868
Non-Community currencies	20 997
<b>Situation as at 31.12.2004</b>	
<b>Outstandings</b>	
Loans from the Bank's resources	265 833
Guarantees provided	268
Financing from budgetary resources	2 326
Short, medium and long-term borrowings	214 825
<b>Own funds</b>	<b>29 638</b>
<b>Balance sheet total</b>	<b>257 772</b>
<b>Net profit for year</b>	<b>1 381</b>
<b>Subscribed capital</b>	<b>163 654</b>
of which paid in	8 183

## European Investment Fund

<i>Activity in 2004</i>	<i>(EUR million)</i>
Venture capital (15 funds)	358
Guarantees (40 operations)	1 447
<b>Situation as at 31.12.2004</b>	
Venture capital (199 funds)	2 770
Guarantees (151 operations)	7 686
<b>Subscribed capital</b>	<b>2 000</b>
of which paid in	400
<b>Net profit for year</b>	<b>27</b>
<b>Reserves and provisions</b>	<b>191</b>





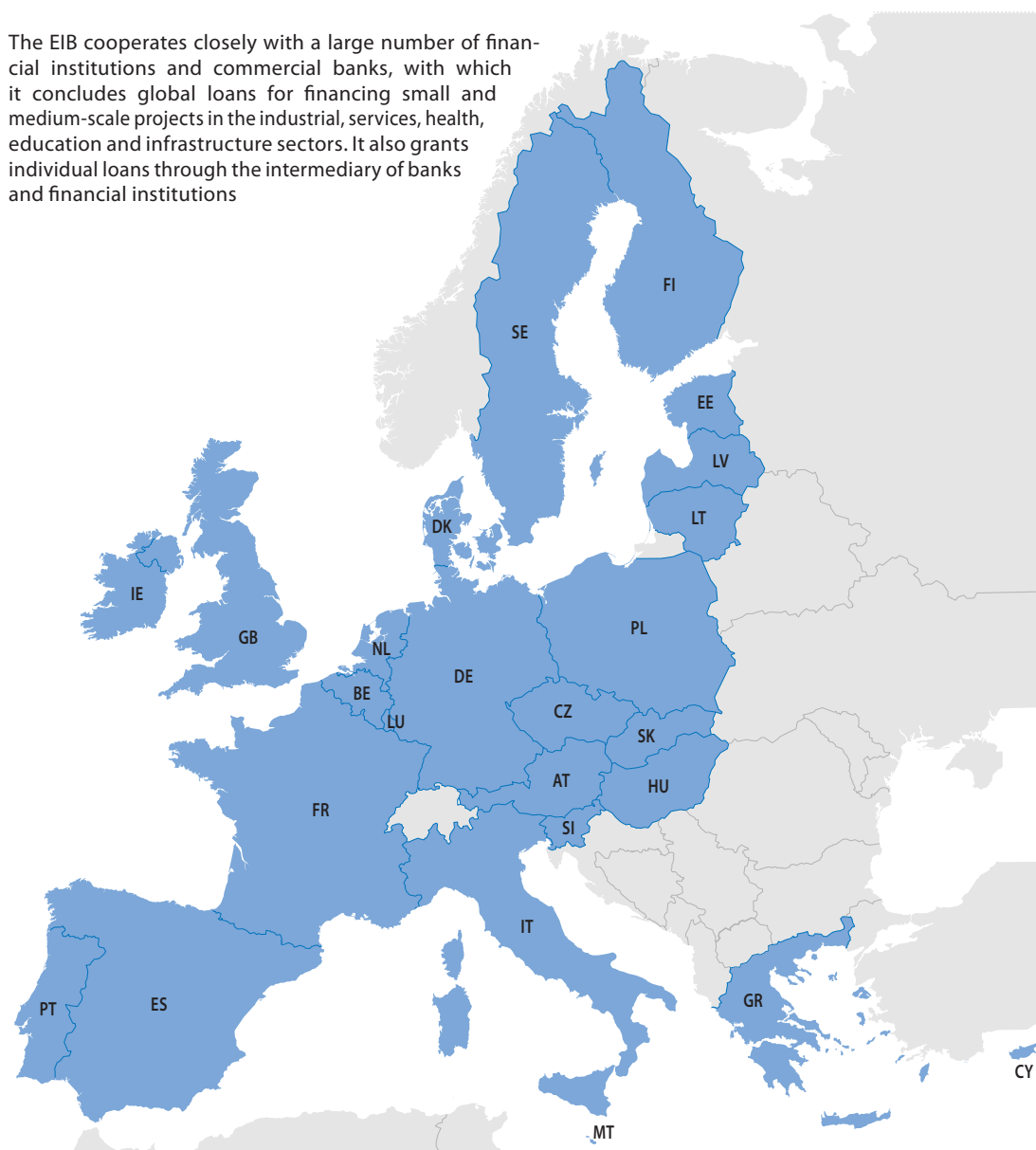
# European Investment Bank

## European Union

Loans concluded for capital investment within the European Union in 2004 totalled 39 661 million (see detailed breakdown in table below).

The corresponding operations were financed from own resources – made up chiefly of the proceeds of the EIB's capital market borrowings as well as its own funds (paid-in capital and reserves). These operations give rise to financial commitments for the Bank and are accounted for in its balance sheet.

The EIB cooperates closely with a large number of financial institutions and commercial banks, with which it concludes global loans for financing small and medium-scale projects in the industrial, services, health, education and infrastructure sectors. It also grants individual loans through the intermediary of banks and financial institutions







BE	Belgium
CZ	Czech Republic
DK	Denmark
DE	Germany
EE	Estonia
GR	Greece
ES	Spain
FR	France
IE	Ireland
IT	Italy
CY	Cyprus
LV	Latvia
LT	Lithuania
LU	Luxembourg
HU	Hungary
MT	Malta
NL	Netherlands
AT	Austria
PL	Poland
PT	Portugal
SI	Slovenia
SK	Slovakia
FI	Finland
SE	Sweden
GB	United Kingdom

## Geographical breakdown of loans concluded (EUR million)

	2004		2000-2004	
	Amount	%	Amount	%
Belgium (BE)	737	1.9	2 624	1.5
Czech Republic (CZ)	561	1.4	3 451	1.9
Denmark (DK)	925	2.3	5 005	2.8
Germany (DE)	6 701	16.9	31 638	17.5
Estonia (EE)	80	0.2	237	0.1
Greece (GR)	1 430	3.6	7 055	3.9
Spain (ES)	6 751	17.0	27 202	15.1
France (FR)	4 152	10.5	19 341	10.7
Ireland (IE)	544	1.4	2 482	1.4
Italy (IT)	6 014	15.2	28 952	16.1
Cyprus (CY)	235	0.6	740	0.4
Latvia (LV)	40	0.1	218	0.1
Lithuania (LT)	–	0.0	165	0.1
Luxembourg (LU)	61	0.2	529	0.3
Hungary (HU)	805	2.0	2 784	1.5
Malta (MT)	–	0.0	25	0.0
Netherlands (NL)	583	1.5	2 662	1.5
Austria (AT)	943	2.4	4 383	2.4
Poland (PL)	1 683	4.2	6 196	3.4
Portugal (PT)	1 589	4.0	8 653	4.8
Slovenia (SI)	205	0.5	804	0.4
Slovakia (SK)	195	0.5	805	0.4
Finland (FI)	932	2.4	3 647	2.0
Sweden (SE)	773	1.9	3 937	2.2
United Kingdom (GB)	3 376	8.5	15 505	8.6
Art.18 <sup>(1)</sup>	346	0.9	1 240	0.7
<b>European Union</b>	<b>39 661</b>	<b>100.0</b>	<b>180 280</b>	<b>100.0</b>

<sup>(1)</sup> Projects with a European dimension outside the territory of the Member States.

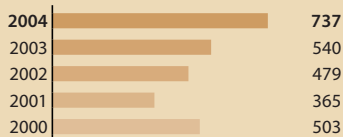
In the following lists, the Community policy objectives with which individual loans comply are highlighted by symbols in the right-hand column. These symbols are as follows:

-  regional development
-  human capital
-  European communications infrastructure
-  environment and quality of life
-  energy
-  Innovation 2010 Initiative

Unless otherwise indicated, global loans cover a number of sectors and objectives.

Amounts relating to projects appearing in these lists are expressed in EUR million.

As round figures are used, it is possible that the totals do not correspond to the sum of the individual amounts.







































## Belgium

Finance contracts signed : 737 million

of which  
**Individual loans: 637 million**  
**Global loans: 100 million**

### Individual loans

- Construction and upgrading of high-speed rail lines between Brussels and Antwerp (northern branch) and between Brussels and Liège (eastern branch)  
       
 NMBS / SNCB 102.0
- Partial reconstruction of E411 and E25 motorways linking Luxembourg to Brussels and Liège  
       
 Région Wallonne 110.0
- Investment programme comprising construction of wastewater treatment plants, collectors and sewerage systems  
       
 Société Publique de Gestion de l'Eau 100.0
- Upgrading of social housing and urban regeneration in Flemish region  
       
 Vlaamse Huisvestingsmaatschappij 75.5
- Upgrading and refurbishment of low-cost social housing in designated urban renewal areas in Wallonia  
       
 Société Wallonne du Logement 150.0
- Reorganisation of Post Office logistics network  
       
 De Post 100.0

### Global loans

- Financing of small and medium-scale ventures        
 KBC Bank NV 100.0



Refurbishment of social housing

-  regional development
-  human capital
-  European communications infrastructure

# Czech Republic

Finance contracts signed : 561 million

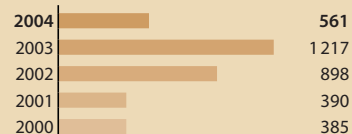
of which  
**Individual loans: 451 million**  
**Global loans: 110 million**

## Individual loans

Description	Country	Value (million)	Environment and quality of life	Energy	Innovation 2010 Initiative
Construction of section of D8 motorway between Prague and Dresden on Pan-European Corridor IV linking Berlin to Istanbul	Czech Republic	251.0	•	•	•
Construction of two parts of south-west section of Prague ring road (between Slivenec and Jesenice) and related access roads	Czech Republic	200.0	•	•	•

## Global loans

Description	Company	Value (million)
Financing of small and medium-scale ventures	Česká spořitelna a.s.	50.0
	VB Leasing Cz s.r.o.	40.0
	Volksbank CZ, a.s.	20.0



Construction of section of Prague-Dresden motorway

# Denmark

Finance contracts signed : 925 million

of which  
**Individual loans: 904 million**  
**Global loans: 20 million**

## Individual loans

Description	Company	Value (million)	Environment and quality of life	Energy	Innovation 2010 Initiative
Construction of offshore wind farm in south-east Denmark	Dansk Olie og Naturgas A/S	72.8	•	•	•
	Energi E2 A/S	46.9	•	•	•
Interconnection of Danish and Dutch natural gas transmission networks in North Sea	Dansk Olie og Naturgas A/S	67.2	•	•	•
Purchase of 89 trains and construction of maintenance facilities in Aarhus and upgrading of existing facilities in Kastrup	Danske Statsbaner DSB	201.5	•	•	•
Construction of third-generation mobile telephony network in Sweden and Denmark	Hi3G Access AB	58.5	•	•	•
R&D activities focusing on diabetes treatment and other therapeutic areas	Novo Nordisk A/S	161.5	•	•	•
R&D activities for production of industrial enzymes and micro-organisms	Novozymes A/S	140.0	•	•	•
R&D activities to improve food ingredients and sweeteners in Braband	Danisco A/S	100.9	•	•	•
Construction and upgrading of radio and TV production facilities in Ørestad (Copenhagen)	Danmarks Radio	55.1	•	•	•

## Global loans

Description	Company	Value (million)
Financing of small and medium-scale ventures	Ringkjøbing Landbobank A/S	20.2



North Sea rig



2004	6 701
2003	6 443
2002	6 504
2001	6 017
2000	5 973

# Germany

**Finance contracts signed : 6 701 million**

of which  
**Individual loans : 4 385 million**  
**Global loans : 2 316 million**

## Individual loans



Munich airport

Project Description	Beneficiary	Amount (million)	Regional Development	Human Capital	European Communications Infrastructure
Construction of new terminal at Munich airport (Bavaria)	Terminal 2 Betriebsgesellschaft mbH & Co OHG	150.0			
Improvements to road network in Federal State of Thuringia	Freistaat Thüringen	69.5			
Construction of motorway section through Bremen-Neustadt	Freie Hansestadt Bremen	15.0			
Expansion of terminal facilities and associated infrastructure at Hamburg airport (Schleswig-Holstein)	Norddeutsche Landesbank Girozentrale	110.0			
Upgrading and extension of road network in Saxony-Anhalt	Land Sachsen-Anhalt	50.0			
Financing programme for promoting economic development in assisted areas of Schleswig-Holstein through job creation and protection	Land Schleswig-Holstein	70.0			
Modernisation and expansion of water supply and sewerage networks in Berlin and Federal State of Brandenburg	Berliner Wasserbetriebe, Anstalt des Öffentlichen Rechts	110.0			
Construction and upgrading of sewage treatment plants in Ruhr river basin (North Rhine-Westphalia)	Ruhrverband	25.6			
Upgrading of flood protection infrastructure on North Sea coast (Lower Saxony)	Niedersächsischer Landesbetrieb für Wasserwirtschaft und Küstenschutz	75.0			
Repair and upgrading of sewerage system in Hamburg	Hamburger Stadtentwässerung	130.0			
Upgrading and extension of wastewater treatment systems in Munich	City of Munich	57.0			
Upgrading of flood protection facilities along Elbe and its tributaries in east of Lower Saxony	Niedersächsischer Landesbetrieb für Wasserwirtschaft und Küstenschutz	30.0			
Improvement of sanitation services in Bremen area	hanseWasser Bremen GmbH	67.0			
Renewal and upgrading of Brühl district in Erfurt (Thuringia)		12.5			
Road and urban infrastructure improvements in Federal State of Brandenburg	Land Brandenburg	202.1			
Preservation of cultural heritage and improvement of public tourism infrastructure in Mecklenburg-Vorpommern	Land Mecklenburg-Vorpommern	200.0			
Construction and operation of mill for production of Northern Bleached Softwood Kraft (NBSK) pulp in Arneburg, near Stendal (Saxony-Anhalt)	Zellstoff Stendal GmbH	245.0			
Expansion of biopharmaceutical research, development and production facilities in Biberach (Baden-Württemberg)	Boehringer Ingelheim Pharma GmbH & Co. KG	62.5			
Construction and operation of recycled fibre-based paper mill in Schwarze Pumpe (Brandenburg)	Papierfabrik Hamburger-Spremberg GmbH & Co KG	80.0			
Pharmaceuticals research and development activity in Berlin	Schering AG	200.0			
Construction and fitting-out of motor vehicle manufacturing plant in Leipzig (Saxony)	Bayerische Motoren Werke AG	200.0			
Construction of automotive engine components manufacturing plant in Stollberg (Saxony) and R&D in Regensburg (Bavaria)	Volkswagen Mechatronic GmbH & Co KG	35.0			
Construction and operation of wastepaper-based containerboard production mill	Papierfabrik Adolf Jass GmbH & Co. KG	102.0			

regional development  
 human capital  
 European communications infrastructure

			↗	⚙	⚡	♻	🏠
Investment programme for research and development in area of fluid management products Flowserve Corp.	21.0						
First phase of job creation and maintenance programme aimed at promoting self-sustaining economic development in assisted areas of North Rhine-Westphalia Land Nordrhein-Westfalen	300.0						
R&D activities to develop technologies for enhancing performance of household appliances BSH Bosch und Siemens Hausgeräte GmbH	300.0						
Development and implementation of e-commerce platforms Otto Versand GmbH & Co.	50.0						
Public sector R&D in Federal State of Lower Saxony Land Niedersachsen	550.0						
Construction and rehabilitation of facilities in several hospitals in Saxony Freistaat Sachsen	298.7						
Rehabilitation and construction of privately-operated hospitals in Baden-Württemberg, Thuringia and Saxony Helios Kliniken GmbH	50.0						
Rehabilitation and modernisation of higher education establishments located in assisted areas in North Rhine-Westphalia Land Nordrhein-Westfalen	62.0						
Refurbishment, rebuilding or modernisation of schools and urban renewal in Bremen Freie Hansestadt Bremen	20.0						
Upgrading of university hospital facilities and improvement of education and research infrastructure in Saarland Saarland	100.0						
Construction of regional university hospital in Minden (North Rhine-Westphalia) Zweckverband Kliniken Im Muehlenkre Is	105.0						
Rehabilitation works as part of tertiary education programme in North Rhine-Westphalia Bau- und Liegenschaftsbetrieb des Landes Nordrhein-Westfalen	165.0						
Development of university site in Bremen International University Bremen	50.0						
Reconstruction and operation of major private hospital complex in Berlin-Buch Helios Kliniken GmbH	15.0						

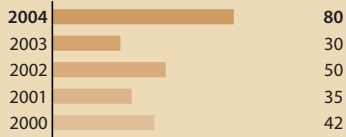
## Global loans

Financing of small and medium-scale ventures							
	Commerzbank AG	250.0					
	DZ BANK AG Deutsche Zentral-Genossenschaftsbank	125.0					
	Landesbank Hessen-Thüringen Girozentrale	100.0					
	Deutsche Bank AG	50.0					
	Deutsche Kreditbank AG	50.0					
	Bayerische Hypo- und Vereinsbank AG - Hypovereinsbank	50.0					
	Landesbank Saar	45.0					
	Landesbank Rheinland-Pfalz - Girozentrale	41.0					
	Landesbank Baden-Württemberg	38.4					
	Bremer Landesbank Kreditanstalt Oldenburg - Girozentrale	25.0					
	Norddeutsche Landesbank Girozentrale	25.0					
Financing of small and medium-scale infrastructure schemes							
	Landesbank Hessen-Thüringen Girozentrale	457.0					
	Norddeutsche Landesbank Girozentrale	325.0					
	Bremer Landesbank Kreditanstalt Oldenburg - Girozentrale	125.0					
	Deutsche Bank AG	100.0					
	Eurohypo AG	25.0					
	Landesbank Rheinland-Pfalz - Girozentrale	24.7					
Financing of projects in renewable energy sector, primarily wind farms Bremer Landesbank Kreditanstalt Oldenburg - Girozentrale	30.0						
Financing of small and medium-scale ventures in health sector Deutsche Apotheker- und Ärztebank eG	100.0						
Financing of small and medium-scale ventures in rural areas of Baden-Württemberg Landeskreditbank Baden-Württemberg - Förderbank	100.0						
Financing of small and medium-scale ventures, mainly in assisted areas Bayerische Landesbank	150.0						
Financing of small and medium-scale ventures in Brandenburg Investitionsbank des Landes Brandenburg	80.0						



Biopharmaceutical facilities, Biberach





## Estonia

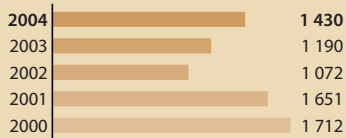
Finance contracts signed : 80 million

### Individual loans

Rehabilitation and extension of power transmission and distribution facilities  
Esti Energia AS



Power transmission



## Greece

Finance contracts signed : 1 430 million

of which  
Individual loans : 1 380 million  
Global loans : 50 million

### Individual loans

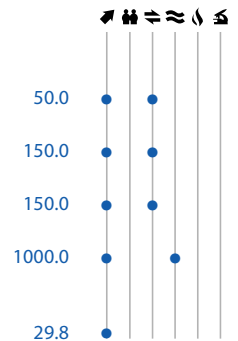
Construction of motorway sections on Egnatia trunk road between Grevena and Kouloura  
Hellenic Republic

Construction of motorway section between Igoumenitsa and Panagia on western part of Egnatia trunk road  
Hellenic Republic

Construction of three sections of Egnatia trunk road in central eastern Greece  
EGNATIA ODOS A.E.

Construction and upgrading of infrastructure and facilities in Athens and other Greek towns (2004 Athens Olympic Games)  
Hellenic Republic

Construction, commissioning and operation of high-grade tourist complex in Kyllini region on west coast of Peloponnese  
Faiax SA



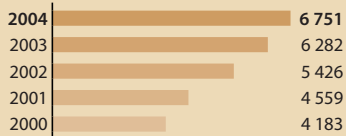
Upgrading of sports facilities

### Global loans

Financing of small and medium-scale ventures

EFG Eurobank Ergasias S.A.

50.0



## Spain

Finance contracts signed : 6 751 million

of which  
Individual loans : 4 921 million  
Global loans : 1 830 million

### Individual loans

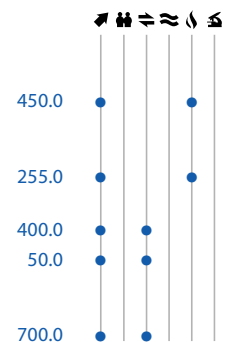
Upgrading and extension of gas transmission network throughout Spain  
Enagas SA

Construction and operation of liquefied natural gas (LNG) import terminal as part of expansion of industrial port of Sagunto, north of Valencia  
Planta de Regasificación de Sagunto SA

Construction of new high-speed rail line linking Madrid to Barcelona and French border  
Gestor de Infraestructuras Ferroviarias - GIF

Expansion of port of Barcelona  
Autoridad Portuaria de Barcelona - APB

Upgrading and expansion of Madrid/Barajas airport  
Ente Público de Aeropuertos Españoles y Navegación Aérea - AENA



regional development human capital European communications infrastructure

			↗	↔	≈	⚡	🚀
Construction of new metro line in Barcelona	Infraestructures Ferroviaries de Catalunya - IFERCAT	650.0	●	●	●		
Renewal of passenger fleet	Iberia Líneas Aéreas de España Sa	67.9	●	●			
Road and urban/interurban transport infrastructure schemes in Catalonia	Gestio d'Infraestructures SA - GISA	71.2	●	●	●		
Regional fleet renewal	Air Nostrum Líneas Aéreas del Mediterráneo SA	42.5	●	●			
Acquisition of 83 trains for Barcelona metro	Alquiler de Trenes AIE	140.0	●		●		
Construction and operation of light metro line in Greater Seville	Guadalquivir Sociedad Concesionaria de la Junta de Andalucía - Guadalmetro SA	50.0	●		●		
Construction of Toledo-Consuegra section of motorway between Toledo and Tomelloso	Autovía de la Mancha SA	40.0	●	●			
Construction of Consuegra-Tomelloso section of motorway between Toledo and Tomelloso	Autovía de los Viñedos SA	103.0	●	●			
Construction of tram network in Alicante (Comunidad Valenciana)	Ferrocarrils de la Generalitat Valenciana - FGV	145.0	●		●		
Rail infrastructure improvements on regional lines and commuter networks in northern Spain	Ferrocarriles de Via Estrecha Feve	40.8	●				
Railway infrastructure improvement and upgrading schemes throughout Spain	Red Nacional de Los Ferrocarriles Españoles RENFE	400.0	●	●			
		175.0	●	●	●		
Renewal, upgrading and expansion of air traffic control system	Ente Público de Aeropuertos Españoles y Navegación Aérea - AENA	100.0	●	●		●	
Second phase of construction of broadband cable telecom network in Galicia region	R Cable y Telecomunicaciones Galicia SA	120.0	●	●		●	
Facilities for recycling, composting and incinerating municipal waste, including special-purpose hazardous waste landfill in Cantabria region	Urbaser SA	36.8	●		●		
Upgrading of wastewater networks and treatment plants in Province of Guipúzcoa	Consorcio de Aguas de Gipuzkoa	30.0	●		●		
Cofinancing of Andalusia's regional operational programme under 2000-2006 Community Support Framework	Comunidad Autónoma de Andalucía	50.0	●		●		
Modernisation and expansion of trade fair facilities in city of Valencia	Feria Muestrario Internacional de Valencia	62.0	●		●	●	
Urban infrastructure schemes in city of Madrid	City of Madrid	180.0			●		
Modernisation and expansion of international trade fair facilities in Barcelona	Feria Oficial e Internacional de Muestras en Barcelona	50.0	●			●	
Investment programme for research and development in area of fluid management products	Flowserve Corp.	4.9	●		●	●	
R&D activities for enhancing performance of wind-driven electricity generators and wind farms	Gamesa Corporación Tecnológica	150.0	●		●	●	
Upgrading of primary, secondary and vocational educational facilities in Valencia	Construcciones e Infraestructuras Educativas de la Generalitat Valenciana - CIEGSA	300.0	●	●			●
Construction and modernisation of higher education facilities at University of Castilla-La Mancha	Universidad de Castilla-La Mancha	21.0	●	●	●		●
Construction or refurbishment of ten social care centres for elderly and disabled in Province of Vizcaya	Bizkaiko Bideak SA	36.3	●	●			



Barcelona metro

## Global loans

Financing of small and medium-scale ventures	Banco Santander Central Hispano SA	200.0
	Banco de Sabadell	150.0
	Bilbao Bizkaia Kutxa	100.0
	Caja de Ahorros y Pensiones de Barcelona La Caixa	100.0
Financing of small and medium-scale infrastructure schemes	Banco Santander Central Hispano SA	200.0
	Banco Bilbao Vizcaya Argentaria SA	200.0
	Caja de Ahorros del Mediterráneo CAM	150.0
	Caixa d'Estalvis de Catalunya Caja de Ahorros de Cataluña	225.0
	Institut Català de Finances	30.0

Financing of small and medium-scale ventures in Valencia region	Instituto Valenciano de Finanzas	25.0
Financing of small and medium-scale ventures in Castilla-La Mancha region	Instituto de Finanzas de Castilla-La Mancha SA	100.0
Financing of local authority schemes in assisted areas	Banco de Crédito Local de España SA	150.0
Financing of infrastructure in assisted areas	Banco Bilbao Vizcaya Argentaria SA	200.0

## France

Finance contracts signed: 4 152 million

of which  
**Individual loans: 2 094 million**  
**Global loans: 2 058 million**

### Individual loans

Extension of Toulouse Metro (Midi-Pyrénées region)	TISSEO Syndicat Mixte des Transports en Commun de l'Agglomération Toulousaine	230.0	RD
Extension and modernisation of commercial port of Le Havre (Port 2000)	Port Autonome du Havre	140.0	RD
Construction of automated passenger transport system at Roissy-Charles de Gaulle Airport (Paris)	Aéroports de Paris	30.0	RD
Construction of first line of urban tram network in Clermont Ferrand, Puy-de-Dôme Department (Auvergne Region)	SMTC Syndicat Mixte des Transports en Commun de l'Agglomération Clermontoise	120.0	RD
Modernisation of part of French public motorway network	Groupe ASF / Escota	250.0	RD
Construction of new expressway (Route des Tamarins) on western fringe of island of Réunion	Région de la Réunion	275.0	RD
Purchase of 25 motor-coach trains for regional railway transport	Région Champagne-Ardenne	50.0	RD
Modernisation and extension of public transport network in greater Lyon area	SYTRAL Syndicat Mixte des Transports pour le Rhône et l'Agglomération Lyonnaise	120.0	RD
Purchase of 18 duplex high-speed trains intended initially for use on Paris-Marseille high-speed line	Société Nationale des Chemins de Fer Français	200.0	RD
Construction of passenger satellite at Roissy International Airport	Aéroports de Paris	220.0	RD
Programme in support of French local authority investment in urban transport sector	Caisse Nationale des Caisses d'Épargne et de Prévoyance	250.0	RD
Investment programme for research and development in area of fluid management products	Flowserve Corp.	4.2	RD
Financing of support programme for creation of micro-enterprises	CEPME	30.0	RD
Cofinancing of loans relating to production and distribution of audiovisual and multimedia works	Audiovisual sector	40.0	RD
Modernisation of hospitals in Lyon	Hospices Civils de Lyon	75.0	RD
Upgrading of Tours Regional and University Hospital	Centre Hospitalier Universitaire de Tours	60.0	RD

### Global and grouped loans

Grouped loan for financing medium-scale projects mounted by mid-cap companies in France and other EU countries	Crédit Commercial de France SA	100.0
Financing of small-scale ventures of regional or local benefit	Caisse Nationale des Caisses d'Épargne et de Prévoyance CDC Finance CDC IXIS	100.0 100.0

RD regional development HC human capital ECI European communications infrastructure

2004	4 152
2003	4 061
2002	4 023
2001	3 825
2000	3 279



Tunnel-boring machine, site of A86 motorway

Financing of small-scale public amenities in regional development areas	Dexia Crédit Local	575.0
	Caisse Nationale des Caisses d'Épargne et de Prévoyance	300.0
	Dexia Municipal Agency	103.1
Financing of SME schemes	Société Générale	300.0
	BNP Paribas	100.0
	Banque Fédérative du Crédit Mutuel	100.0
	Caisse Interfédérale de Crédit Mutuel	80.0
Financing of SME schemes, including microcredit component	Crédit Coopératif S.C.A.	100.0
Part-financing of small and medium-scale ventures promoted by SMEs through leasing and leasing finance operations	Caisse Nationale des Caisses d'Épargne et de Prévoyance	100.0

## Ireland

**Finance contracts signed : 544 million**

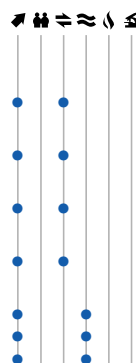
of which  
**Individual loans: 344 million**  
**Global loans: 200 million**

### Individual loans

Construction of 35 km motorway section between Kinnegad and Kilcock	Republic of Ireland	25.0
Construction of toll motorway bypass around Dundalk (border with Northern Ireland)	Celtic Roads Group (Dundalk) Ltd	65.0
Construction and operation of M8 toll motorway bypass between Watergrasshill and Moorepark (Cork)	Directroute (Fermoy) Ltd	64.5
Acquisition of Airbus aircraft for improved service on European routes	Aer Lingus plc	120.2
Refurbishment and upgrading of local authority buildings under urban regeneration strategies	Cork City Council	27.0
	Kildare County Council	29.0
	North Tipperary County Council	13.0

### Global loans

Financing of small and medium-scale infrastructure schemes	DEPFA ACS BANK	200.0
--	----------------	-------



Construction of section of M4 motorway


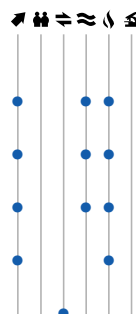
## Italy

**Finance contracts signed : 6 014 million**

of which  
**Individual loans: 3 941 million**  
**Global loans: 2 073 million**

### Individual loans

Expansion of combined heat and power plant in Turin (Piedmont)	Azienda Energetica Metropolitana Torino S.p.A.	50.0
Construction and operation of two natural gas-fired combined-cycle plants supplying electricity to public grid in Calabria and Puglia	Edison S.p.A.	240.0
Conversion of oil-fired power plant to gas-fired combined-cycle unit in Ponti sul Mincio (Lombardy) and construction of plant in Gissi (Abruzzo)	ASM Brescia S.p.A.	100.0
Development of indigenous Italian gas resources in Adriatic and Ionian seas	ENI S.p.A.	300.0
Expansion of G. Marconi Airport in Bologna (Emilia-Romagna)	SAB Aeroporto G. Marconi di Bologna S.p.A.	40.0





Urban renewal in Florence

Completion of sections of Milan-Naples stretch of Italian high-speed rail network	Treno Alta Velocità - TAV S.p.A. Rete Ferroviaria Italiana S.p.A.	500.0 500.0	
Technical upgrading of Florence-Bologna section of A1 motorway	Autostrade per l'Italia S.p.A.	200.0	
Construction of B1 line of Rome's metropolitan transport system and purchase of rolling stock to replace old trains currently running on A line	City of Rome	360.0	
Construction of tram line in city of Cagliari	Ferrovie della Sardegna	20.0	
Development of third-generation mobile telecommunications network	Telecom Italia Mobile S.p.A.	400.0	
Improvements to water supply and wastewater treatment infrastructure in Arezzo region (Tuscany)	Nuove Acque S.p.A.	44.0	
Upgrading of local roads and secondary schools in Province of Rome	Provincia di Roma	200.0	
Improvements to urban environment and social infrastructure	Comune di Torino	200.0	
Urban renewal in Florence (Tuscany)	City of Florence	50.0	
Financing of improvements to small and medium-scale urban infrastructure in city and province of Genoa	Regione Liguria Comune di Genova Provincia di Genova	56.6 156.6 36.8	
Investment programme for research and development in area of fluid management products	Flowserve Corp.	7.0	
Environmental upgrading and integration of two refineries in Priolo (Sicily)	Erg S.p.A.	175.0	
R&D activities in fields of tyre production and energy transmission and telecommunications networks	Pirelli & C. S.p.A.	100.0	
Construction of new distribution centre in Anagni (Frosinone Province, south Lazio) and some 21 discount shops located in Mezzogiorno and Central Italy (regional development areas)	Lidl Italia S.r.l.	25.0	
Construction and operation of hotel complex in Arenella-Asparano, near Siracusa	Alpitour S.p.A.	20.0	
Design and construction of free electron laser for large electron-accelerating synchrotron in Trieste	Sincrotrone Trieste SCpA	60.0	
Framework loan for financing small-scale innovative schemes		100.0	

## Global loans

Infrastructure and SME investment schemes under Province of Ferrara's Development Plan (Emilia-Romagna)	Cassa di Risparmio di Ferrara S.p.A.	17.5	
Financing of small and medium-scale ventures	Banca Intesa S.p.A. Sanpaolo Imi S.p.A. Banca delle Marche S.p.A. Banca Popolare di Milano S.c.r.l. Cassa di Risparmio di Ravenna S.p.A. Banca Carige S.p.A. Cassa di Risparmio di Firenze S.p.A. Banca Monte dei Paschi di Siena S.p.A. Cassa di Risparmio di Ferrara S.p.A.	200.0 100.0 75.0 60.0 50.0 50.0 50.0 25.0 20.0	
Financing of small and medium-scale infrastructure schemes	Dexia Crediop S.p.A.	200.0	
Financing of small and medium-scale infrastructure schemes in regional development areas	Banca Opi S.p.A.	200.0	
Financing of small and medium-scale ventures through leasing operations or term loans	Banca Sella S.p.A. Casa d'Este Finance S.r.l. Mediobanca - Banca di Credito Finanziario S.p.A. Banca Intesa S.p.A. Banca Nazionale del Lavoro S.p.A. (BNL) Credito Emiliano S.p.A. Banca Monte dei Paschi di Siena S.p.A. Banche Popolari Unite S.c.r.l.	70.0 150.0 150.0 200.0 200.0 100.0 55.0 100.0	

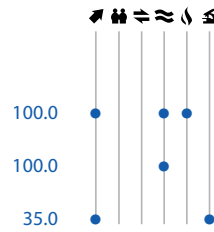
regional development
 human capital
 European communications infrastructure

# Cyprus

Finance contracts signed : 235 million

## Individual loans

- Construction of combined-cycle gas turbine generator  
Electricity Authority of Cyprus
- Extension and operation of sewerage system and treatment plants for Greater Nicosia and eight outlying villages  
Sewerage Board of Nicosia
- Upgrading of public service IT networks and office automation systems  
Republic of Cyprus



Office upgrading

# Latvia

Finance contracts signed : 40 million

## Global loans

- Financing of small and medium-scale ventures  
Nord/LB Latvija JSC  
Vereinsbank Riga A/S

10.0  
30.0



Textile industry

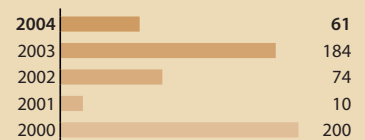
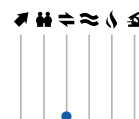
# Luxembourg

Finance contracts signed : 61 million

## Global loans

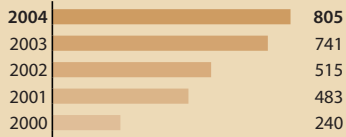
- Fleet expansion through purchase of new Boeing freighter aircraft  
Cargolux Airlines International SA

61.4



Freighter aircraft





## Hungary

**Finance contracts signed : 805 million**

of which  
**Individual loans : 605 million**  
**Global loans : 200 million**

### Individual loans

Project	Partner	Value (million)	Category
Upgrading of power transmission and distribution networks	E.on Hungaria Rt	125.0	Regional development
Cofinancing of Structural Funds projects under Community Support Framework for Hungary (2004-2006)	Republic of Hungary	445.0	Human capital
Investment schemes in education sector	Municipality of Budapest	35.0	Human capital

### Global loans

Project	Partner	Value (million)	Category
Financing of small and medium-scale ventures	Raiffeisen Bank Rt.	50.0	European communications infrastructure
	Central European International Bank Ltd	50.0	European communications infrastructure
	HVB Bank Hungary Rt.	40.0	European communications infrastructure
	Kereskedelmi és Hitelbank Rt.	30.0	European communications infrastructure
	Citibank Budapest Rt.	15.0	European communications infrastructure
	Citibusiness-Leasing Penzuegyi Szolgaltato Rt	15.0	European communications infrastructure



Waste incineration plant, Budapest



## Netherlands

**Finance contracts signed : 583 million**

of which  
**Individual loans : 483 million**  
**Global loans : 100 million**

### Individual loans

Project	Partner	Value (million)	Category
Upgrading to motorway of N31 trunk road between Leeuwarden and Nijega (North)	Waldwei.com BV	25.0	Regional development
First phase of construction and equipping of new container terminal at port of Rotterdam	Gemeentelijk Havenbedrijf Rotterdam	200.0	Human capital
Construction of two waste incineration lines serving Amsterdam and 24 neighbouring municipalities	Gemeente Amsterdam	70.0	Human capital
Drinking water supply network in province of Noord-Holland	Pwn Waterleidingbedrijf Noord-Holland Nv	75.0	Human capital
Extension and upgrading of water supply networks in north-east of country	Vitens N.V.	100.0	Human capital
Investment programme for research and development in area of fluid management products	Flowserve Corp.	12.6	European communications infrastructure

### Global loans

Project	Partner	Value (million)	Category
Financing of small and medium-scale infrastructure schemes	Bank Nederlandse Gemeenten NV	100.0	European communications infrastructure



Container terminal, port of Rotterdam



## Austria

**Finance contracts signed : 943 million**

of which  
**Individual loans : 589 million**  
**Global loans : 354 million**

### Individual loans

Project	Partner	Value (million)	Category
Improvement of public transport network in city of Linz (Upper Austria)	Linz Linien AG	24.0	Regional development
Design and operation of toll collection system for heavy goods vehicles	EUROPPASS LKW-Mautsystem GmbH	47.6	Human capital
Renovation and modernisation of 11 mainline railway stations throughout Austria	ÖBB - Österreichische Bundesbahnen AG	50.0	Human capital
Extension and upgrading of Vienna's main wastewater treatment plant	Entsorgungsbetriebe Simmering GmbH	65.0	Human capital

regional development
 human capital
 European communications infrastructure

Project Description	Beneficiary	Value (million EUR)	Environment and Quality of Life	Energy	Innovation 2010 Initiative
Upgrading of rundown social housing in Vienna	Stadt Wien - Wiener Wohnen	75.0			
R&D and expansion of special high-grade steel production lines	Böhler-Uddeholm AG	60.0			
R&D activities supporting advanced product and process innovation	voestalpine AG	50.0			
R&D activities for upgrading production facilities of existing semiconductor factory in Villach (Carinthia)	Infineon Technologies Austria AG	50.0			
Investment programme for research and development in area of fluid management products	Flowserve Corp.	5.6			
Programme consisting of series of measures to improve tourism infrastructure (particularly accommodation, recreation and transport facilities) in Nassfeld region (Carinthia)	Hypo Alpe-Adria-Bank International AG	30.0			
Construction of new hospital and upgrading of technical equipment in Vöcklabruck (Upper Austria), replacing two obsolete establishments	LKV Landeskrankenhaus Errichtungs- und Vermietungs-GmbH	12.0			
Construction of regional "mother-and-child" clinic in Linz and upgrading of regional hospital in Steyr (Upper Austria)	LKV Landeskrankenhaus Errichtungs- und Vermietungs-GmbH	20.0			
Establishment of international post-graduate centre on campus of Danube University Krems	Donau-Universität Krems	35.0			
Rehabilitation of higher education buildings and construction of research facilities	Bundesimmobiliengesellschaft m.b.H.	65.0			



Modernisation of hospital facilities (mother-and-child clinic)

## Global loans

Financing of small and medium-scale ventures	Erste Bank der österreichischen Sparkassen AG	50.0
	Raiffeisen Zentralbank Österreich AG	50.0
	Kommunalkredit Austria AG	25.0
	Raiffeisenlandesbank Niederösterreich-Wien AG	20.0
	Oberbank AG	10.0
Financing of small and medium-scale infrastructure schemes	Hypo Alpe-Adria-Bank International AG	60.0
	Bank für Arbeit und Wirtschaft AG	85.0
Financing of small and medium-scale ventures in tourism sector	Österreichische Hotel- und Tourismusbank GmbH	4.0
Financing of ventures in human capital and health sectors	Bank Austria Creditanstalt AG	50.0

## Poland

Finance contracts signed : 1 683 million

of which  
**Individual loans: 1 258 million**  
**Global loans: 425 million**

### Individual loans

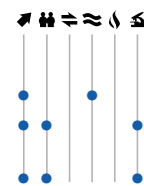
Project Description	Beneficiary	Value (million EUR)	Environment and Quality of Life	Energy	Innovation 2010 Initiative
Acquisition of six Embraer EMB 170 jet aircraft for regional operations	Lot SA Polskie Linie Lotnicze	30.8			
Cofinancing with EU of upgrading of Poland's main railway lines	Pkp Polskie Linie Kolejowe Sa	300.0			
Rehabilitation of national roads and improvement of road safety	Republic of Poland	150.0			
Financing of small and medium-scale infrastructure schemes	City of Katowice	50.0			
Financing of small and medium-scale urban renewal projects	miasto stoleczna Warszawa	47.5			
Construction of foundry plant in Dabrowa Górnicza in Silesia	Brembo Poland Spolka Zo.o.	20.0			

2004	1 683
2003	1 345
2002	1 083
2001	1 144
2000	941



Rehabilitation of roads

Framework loan for financing small and medium-scale local infrastructure schemes in Bydgoszcz	Bydgoszcz	35.0					
Financing of university-based research projects	Republic of Poland	375.0					
Framework loan for financing science and innovation projects	Republic of Poland	250.0					



### Global and grouped loans

Financing of small and medium-scale ventures	Bank Millennium SA	100.0
	Powszechna Kasa Oszczednosci Bank Polski S.A.	100.0
	Bank BPH SA	100.0
	Raiffeisen-Leasing Polska S.A.	50.0
	Nord/LB POLSKA MIDCAP	50.0
Financing of small and medium-scale infrastructure schemes	Kommunkredit Austria AG	25.0

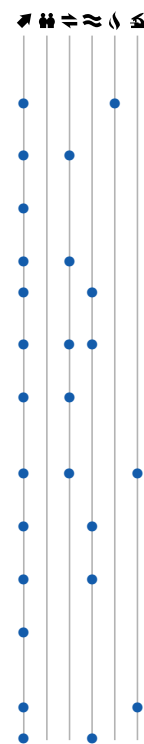
## Portugal

Finance contracts signed: 1 589 million

of which  
**Individual loans: 1 339 million**  
**Global loans: 250 million**

### Individual loans

Design, construction and operation of gas-fired combined-cycle power plant	EDP - Energias de Portugal SA	200.0					
Upgrading and modernisation of Lisbon-Porto railway line	REFER - Rede Ferroviária Nacional EP	200.0					
Construction of toll motorway along west coast between Leiria and Mira	BRISAL - Autoestradas do Litoral SA	263.9					
Expansion of passenger terminal facilities and infrastructure at Porto Airport	ANA - Aeroportos de Portugal SA	60.0					
Construction of light metro system in Porto	Metro do Porto SA	200.0					
Upgrading of four railway lines, one in Lisbon region and three in Porto region	REFER - Rede Ferroviária Nacional EP	100.0					
Upgrading and expansion of facilities at port of Aveiro	APA - Administração do Porto de Aveiro SA	30.0					
Construction of UMTS network designed for third generation mobile telecommunications services and upgrading and expansion of GSM/GPRS network	TMN Telecomunicações Móveis Nacionais, S.A.	150.0					
Upgrading of water supply system on Island of Madeira	IGA - Investimentos e Gestão da Água SA	7.0					
Modernisation of glass container production plant in Marinha Grande	BA - Fábrica de Vidros Barbosa & Almeida SA	30.0					
Expansion of passenger vehicle tyre factory in Lousado, Minho region (North)	Continental Mabor, Indústria de Pneus SA	15.0					
Research and technical development concerning electronic systems for industry and industrial investment in plants in Porto	EFACEC Capital SGPS SA	27.0					
Construction and launch of concert hall in Porto	Casa da Música, Porto 2001, SA	56.0					



### Global loans

Financing of small and medium-scale ventures	Banco Espírito Santo, SA	150.0
	Caixa Geral de Depósitos	100.0

regional development  
 human capital  
 European communications infrastructure



Concert hall, Porto



# Slovenia

**Finance contracts signed : 205 million**

of which  
**Individual loans: 130 million**  
**Global loans: 75 million**

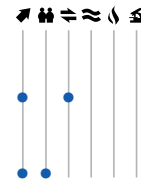
## Individual loans

Construction of motorways on Corridor X between Austrian and Croatian borders Druzba za avtoceste y Republik Slovenij d.d.(DARS)	110.0
Cofinancing of Structural Funds projects identified in Slovenia's Single Programming Document (SPD) for 2004-2006	20.0

Republic of Slovenia

## Global loans

Financing of small and medium-scale ventures	Nova Ljubljanska banka d.d.	75.0
--	-----------------------------	------



2004	205
2003	109
2002	202
2001	223
2000	65



Motorway construction

# Slovakia

**Finance contracts signed : 195 million**

of which  
**Individual loans: 125 million**  
**Global loans: 70 million**

## Individual loans

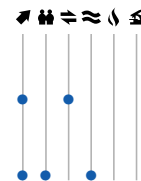
Nationwide improvements to road infrastructure	30.0
Cofinancing of priority investment under Community Support Framework and Single Programming Document for Objective 2 regions (2004-2006)	95.0

Republic of Slovakia

Public bodies

## Global loans

Financing of small and medium-scale ventures	Slovenska Sporitel'na AS	50.0
	ČSOB Leasing a.s.	20.0



2004	195
2003	209
2002	80
2001	79
2000	242



Textile industry

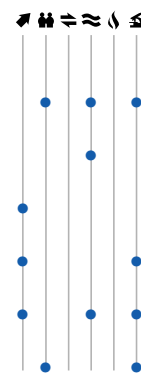
# Finland

**Finance contracts signed : 932 million**

of which  
**Individual loans: 732 million**  
**Global loans: 200 million**

## Individual loans

Urban renewal and construction of schools and day-care centres in Vantaa, east of Helsinki Vantaa kaupunki	25.0
Redevelopment of urban areas to build social housing, urban infrastructure and space for business and recreational activities throughout Helsinki City of Helsinki	190.0
Increase in productivity and product quality at stainless steel mill in Tornio (northern Finland) Outokumpu Oyj	85.0
Part-financing of research and development programmes in papermaking and automation fields Metso Oyj	135.0
Investment programme for research and development in area of fluid management products Flowserve Corp.	2.1
Rehabilitation and construction of higher education and research facilities throughout Finland Senaatti-kiinteistöt	40.0



2004	932
2003	780
2002	744
2001	695
2000	495



Papermaking

Refurbishment of educational facilities and construction of schools in cities of Espoo, Kuopio, Turku and Oulu and in Oulu Region	Oulun Kaupunki Espoon Kaupunki Oulun seudun ammatillisen koulutuksen kuntayhtymä Kuopion kaupunki Espoon Koulukiinteistöet Oy	45.0 30.0 25.0 35.0 20.0	
Construction, refurbishment and expansion of research and higher education infrastructure	Senaatti-kiinteistöt	100.0	

### Global loans

Financing of small and medium-scale ventures	Finnvera plc	50.0
Financing of small and medium-scale infrastructure schemes	Kuntarahoitus Oyj OKO Osuuspankkien Keskuspankki Oyj (OKO Bank)	50.0 100.0



## Sweden

**Finance contracts signed: 773 million**

of which  
**Individual loans: 718 million**  
**Global loans: 55 million**

### Individual loans

Construction of combined-cycle cogeneration plant and extension, upgrading and modernisation of municipal district heating network in Rya, 7 km from Göteborg	Göteborg Energi AB	88.0	
Expansion of Stockholm-Arlanda Airport	Luftfartsverket	110.1	
Expansion of facilities at port of Trelleborg (south)	Trelleborgs Hamn AB	48.1	
Construction of third-generation mobile telephony network in Sweden and Denmark	Hi3G Access AB	136.5	
Investment programme for research and development in area of fluid management products	Flowserve Corp.	2.1	
Research & development and innovative downstream investment in HGV sector in Göteborg	Volvo Treasury AB	224.1	
Construction of new buildings, extension of hospitals and supply of medical and IT equipment in seven hospitals in County of Stockholm	Stockholms Laens Landsting	109.6	

### Global loans

Financing of small and medium-scale public sector ventures	Kommuninvest i Sverige AB	54.7
--	---------------------------	------



Hospital refurbishment



## United Kingdom

**Finance contracts signed: 3 376 million**

of which  
**Individual loans: 3 016 million**  
**Global loans: 359 million**

### Individual loans

Gas production in Norway and importation of Norwegian gas to United Kingdom	Statoil ASA Norsk Hydro ASA	200.0 300.0	
Acquisition of fleet of rail freight wagons	AAE Ahaus-Alstätter Eisenbahn Cargo AG	55.0	
Conversion of former air base into commercial airport with associated activities in Finnerley, near Doncaster (Yorkshire)	Doncaster Sheffield Airport Ltd	50.3	
Upgrading of passenger facilities in various airports	BAA plc	215.3	

regional development  
 human capital  
 European communications infrastructure

Project Description	Company	Value (€ million)	Environment and Quality of Life	Energy	Innovation 2010 Initiative
Environmental upgrading of wastewater treatment infrastructure in Wales	Dwr Cymru Cyfyngedig	52.8			
Improvements to water supply and wastewater treatment infrastructure in Midlands (England) and central Wales	Severn Trent Water Ltd	215.3			
Water supply and wastewater schemes located in north-west of country	United Utilities Water Plc	287.5			
Water supply and wastewater schemes in Yorkshire and parts of Humberside	Kelda Group plc	143.6			
Extension of Sunderland's urban regeneration programme through social housing construction	Sunderland Housing Company Ltd	112.8			
Urban regeneration programmes including extensive rehabilitation or social housing construction components	The Royal Bank of Scotland plc	143.8			
Construction and commissioning of industrial gas production facilities	Air Products and Chemicals Inc.	81.8			
Investment programme for research and development in area of fluid management products	Flowserve Corp.	10.5			
R&D and innovative activities focusing on development of next generation of engines in Dagenham (near London), Bridgend (Wales) and Whitley (Coventry)	Ford Motor Company	350.0			
Construction of general hospital in Romford (Essex)	Barking, Havering and Redbridge Hospitals NHS Trust	141.9			
Redevelopment of existing Manchester central hospital site	Central Manchester and Manchester Children's University Hospitals NHS Trust	251.2			
Financing of projects in human capital sectors through private-public partnerships	The Governor and Company of the Bank of Scotland	146.1			
Construction and refurbishment of 23 schools	Pyramid Schools (Cornwall) Ltd	34.9			
Improvements to primary healthcare facilities throughout country	Barclays Bank Plc	223.6			

### Global loans

Financing of small and medium-scale ventures	Barclays Bank Plc	287.5
	Close Brothers Ltd	71.9



Refurbishment of schools

## Projects financed Finance contracts signed : 346 million

under Article 18 of the Statute

2004	346
2003	99
2002	300
2001	174
2000	321

### Iceland

Expansion of geothermal cogeneration plant in Nesjavellir, near Reykjavik	Orkuveita Reykjavikur	24.0			
Construction and operation of new power generation and transmission facilities in south-west of country to supply Nordural's aluminium plant with renewable energy	Orkuveita Reykjavikur	77.0			
	Landsvirkjun	50.0			
	Hitaveita Sudurnesja hf	30.0			

### Norway

Design, construction and operation of section of E39 trunk road (Nordic Triangle)	The Norwegian Public Roads Administration	74.9			
Construction of motorway section between Kopstad and Gulli in Vestfold County	The Norwegian Public Roads Administration	89.9			



## Partner Countries

	2004		2000-2004	
	Total	of which budgetary resources	Total	of which budgetary resources
Euro-Mediterranean Partnership Countries	2 190	(14)	8 484	(91)
ACP/OCT	440	(378)	2 133	(1 391)
South Africa	100		700	
Asia and Latin America	233		1 821	
South-East Europe	580		4 066	
Russia	-		25	
<b>Total</b>	<b>3 543</b>	<b>(392)</b>	<b>17 230</b>	<b>(1 482)</b>

In the following list, loans from own resources are indicated by \*, and financing operations from budgetary resources, in the form of either a conditional loan or an equity participation, by ▲.

The amounts relating to projects featured in this list are expressed in EUR million.

2004	2 190
2003	2 088
2002	1 592
2001	1 401
2000	1 214

### Euro-Mediterranean Partnership Countries

2189.9

#### Mediterranean Group

4.0



Creation of fund for equity and quasi-equity investment in Maghreb countries  
Africinvest Ltd

4.0

#### Mashreq Countries

1 093.4

##### Egypt

688.4

Construction of liquefied natural gas (LNG) plant in Damietta, west of Port Saïd  
Spanish Egyptian Gas Company

188.4

Construction of two natural gas-fired combined-cycle power generation modules at Talkha power plant in Nile Delta and El Kuriemat plant on Nile

Egyptian Electricity Holding Company

160.0

Acquisition of Airbus aircraft for fleet renewal

Egypt Air

280.0

Financing of small and medium-scale ventures

National Bank of Egypt

30.0

Export Development Bank of Egypt

30.0

##### Syria

200.0

Construction and operation of natural gas-fired combined-cycle power plant located 25 km south of Damascus

Syrian Arab Republic

200.0

##### Lebanon

105.0

Upgrading and extension of sewerage networks of Saïda and Sour in southern Lebanon

Republic of Lebanon

45.0

Financing of small and medium-scale ventures

Republic of Lebanon

60.0

##### Jordan

100.0

Construction of gas pipeline across Jordan

Egyptian Natural Gas Holding Company

100.0

#### Maghreb Countries

437.5

##### Morocco

241.0

Modernisation and environmental upgrading of Mohammédia thermal power plant, north of Casablanca

Office National de l'Électricité

40.0

\* own resources

▲ budgetary resources



Fleet renewal, Egypt

Construction of wind farm between Tangiers and Tetouan	Office National de l'Électricité	80.0	●
Upgrading of wastewater collection and treatment networks in city of Safi	Régie autonome de distribution d'eau et d'électricité de Safi	12.0	●
Upgrading of wastewater collection and treatment networks in city of Beni Mellal	Régie autonome intercommunale de distribution d'eau et d'électricité du Tadla	8.0	●
Rehabilitation of sewerage network and construction of sewage treatment plant for city of Fez	Régie autonome de distribution d'eau et d'électricité de Fès	20.0	●
Upgrading of areas of insanitary social housing	Holding d'Aménagement Al Omrane	71.0	●
Financing of microcredit operations	Associations for the promotion of microenterprises	10.0	●
<b>Tunisia</b>		<b>184.0</b>	
Improvement of country's urban road infrastructure (Greater Tunis, Sousse, Monastir and Sfax)	Republic of Tunisia	65.0	●
Construction of rail link for transporting phosphogypsum waste from Gabès and upgrading of national rail network	Republic of Tunisia	20.0	●
Improvement of road networks of Greater Tunis and cities of Monastir and Médenine	Republic of Tunisia	40.0	●
Decontamination of Taparura coastal site in greater Sfax area (phosphogypsum deposit)	Republic of Tunisia	34.0	●
Global loan for financing local authority investment	Caisse des Prêts et de Soutien des Collectivités Locales	25.0	●
<b>Algeria</b>		<b>12.5</b>	
Increase in capacity of M'sila cement plant, south-east of Algiers	Algerian Cement Company	12.5	●
<b>Other</b>		<b>655.0</b>	
<b>Turkey</b>		<b>655.0</b>	
Construction of tunnel including section under Bosphorus and upgrading of rolling stock and existing rail network	Republic of Turkey	200.0	●
First phase of construction of light rail transit system in Bursa, in south-east of Marmara region	Republic of Turkey	55.0	●
Financing of small and medium-scale ventures	Turkiye Vakiflar Bankasi TAO	170.8	●
	Turkiye Sinai Kalkinma Bankasi AS	229.2	●
<b>African, Caribbean, Pacific (ACP) States and OCT</b>		<b>440.4</b>	
<b>ACP Group</b>		<b>99.5</b>	
Regional fund for investing in early-stage equity in mineral resource companies throughout Africa	African Lion Ltd	7.0	●
Cofinancing with European Development Finance Institutions (EDFIs) of operations in ACP countries under joint agency agreement	European Financing Partners SA	90.0	●
Financing of equity participations in microfinance institutions	Shorecap International Ltd	2.5	●
<b>AFRICA</b>		<b>295.3</b>	
<b>West Africa</b>		<b>147.4</b>	
<b>Regional - West Africa</b>		<b>54.6</b>	
Financing of small and medium-scale private-sector ventures of regional interest in WAEMU countries and equity participation in BOAD	Banque Ouest Africaine de Développement	54.6	●



Improvement of urban infrastructure, Tunisia

2004	440
2003	463
2002	298
2001	520
2000	411



Fish processing, Mauritania

## Nigeria

Financing of small and medium-scale ventures	Access Bank Plc	8.3	*
	Guaranty Trust Bank PLC	8.3	*
	Diamond Bank Ltd	8.3	*
	Investment Banking & Trust Company Limited	8.3	*
	United Bank for Africa Plc	8.3	*
	Zenith Bank Plc	8.3	*
		<b>50.0</b>	▲

## Mauritania

Construction of power plant in Guelbs el Rhein, near Zouérate mining centre	Société Nationale Industrielle et Minière	22.5	*
Construction of fish processing plant in Nouadhibou	Mapesca-Arguin SA	5.0	*
		<b>27.5</b>	▲

## Burkina Faso

225 kV electrical interconnection between Bobo-Dioulasso and Ouagadougou linking Côte d'Ivoire's power grid to capital of Burkina Faso	Société Nationale Burkinabé d'électricité	15.3	*
		<b>15.3</b>	▲

## Southern Africa and Indian Ocean

Development of two gas fields in Mozambique and construction of gas pipeline from field area to Secunda in South Africa	Companhia Moçambicana de Hidrocarbonetos Sarl	10.0	*
Mining, concentration and separation of heavy mineral sands	Kenmare Moma Processing (Mauritius) Ltd	7.5	*
	Kenmare Moma Mining (Mauritius) Ltd	47.5	*
		<b>65.0</b>	▲

## Mauritius

Extension of container terminal on Mauritius	Cargo Handling Corporation Ltd	14.0	*
		<b>14.0</b>	▲

## Botswana

Production and export of roses	Fabulous Flowers Pty Ltd	2.0	*
		<b>2.0</b>	▲

## East Africa

Financing of small and medium-scale ventures	Republic of Uganda	30.0	*
	DFCU Leasing Company Ltd	5.0	*
		<b>35.0</b>	▲

## Kenya

Expansion of soda ash production capacity and product quality enhancement	Magadi Soda Company Ltd	8.9	*
	Magadi Soda Company Ltd	13.0	*
		<b>21.9</b>	▲

## Central and Equatorial Africa

Financing of small and medium-scale ventures	Banque Gabonaise de Développement	3.5	*
	BGFIBank SA	6.5	*
		<b>10.0</b>	▲

## CARIBBEAN

### Dominican Republic

Construction and operation of hotel complex in Punta Macao/Bávaro near Punta Cana	Macao Beach Resort, Inc.	20.0	*
		<b>20.0</b>	▲

\* own resources

▲ budgetary resources

## Saint Vincent and the Grenadines

Construction of diesel power plant on St Vincent island (Lowmans Bay)  
St Vincent Electricity Services Ltd

8.3

## Regional - Caribbean

Creation of private sector development bank for SME finance  
DFLSA Inc

5.0

## PACIFIC

12.4

### Fiji

Construction of hotel on Denarau Island  
Colonial Fiji Life Ltd  
Richmond Ltd

11.0

5.0  
6.0

### Tuvalu

Financing of small and medium-scale ventures  
Tuvalu  
Development Bank of Tuvalu

1.0

0.3  
0.7

### Samoa

Acquisition of holding in fund designed to invest in equity or quasi-equity in Samoa  
Samoa Venture Capital Fund

0.4

0.4

## South Africa

Construction of dam and related infrastructure for supplying water to Cape Town Metropolitan Area  
Trans-Caledon Tunnel Authority

100.0

100.0

## Asia and Latin America

233.0

### LATIN AMERICA

167.4

#### Mexico

Construction and upgrading of vehicle and engine production facilities in Puebla  
Volkswagen de México, S.A. de C.V.

70.0

70.0

#### Brazil

Construction of third blast furnace for steel slab production in Jardim Limoneiro (municipality of Serra), near Porto Vitoria  
Companhia Siderúrgica de Tubarão

56.5

56.5

#### Panama

Construction of second bridge over Panama canal and associated motorway links  
Republic of Panama

40.8

40.8

### ASIA

65.6

#### Philippines

Financing of small and medium-scale ventures  
ABN AMRO Bank Inc.  
Development Bank of the Philippines

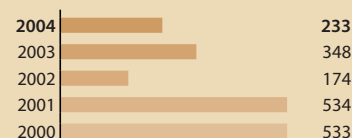
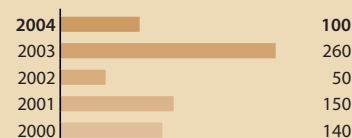
65.6

40.6  
25.0

\* ▲

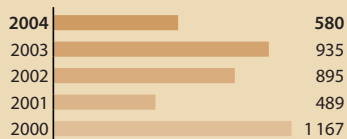


Rose cultivation



Bridge over Panama Canal

\* own resources    ▲ budgetary resources



Urban upgrading, Croatia

## South-East Europe

580.0

### Serbia and Montenegro

226.0

Rehabilitation of existing carriageway between Belgrade and Novi Sad (Pan-European Corridor X) and repair of road section between Podgorica and Bar (Adriatic coast)

Serbia and Montenegro

144.0

Urgent rehabilitation and modernisation of Podgorica and Tivat airports

Serbia and Montenegro

12.0

Rehabilitation and upgrading of water supply and wastewater collection and treatment networks in Novi Sad and Nis

Serbia and Montenegro

25.0

Financing of small and medium-scale ventures

Serbia and Montenegro

45.0

### Croatia

195.0

Construction of Zupanja-Lipovac motorway section (Pan-European Corridor X)

Hrvatske autoceste d.o.o.

45.0

Framework loan for local authority investment in rehabilitation and upgrading of municipal infrastructure throughout country

Republic of Croatia

150.0

### Romania

79.0

Upgrading and expansion of sewerage and water supply networks in Satu Mare (north), Piatra-Neamt and Buzau (east)

Romania

29.0

Financing of small and medium-scale ventures

BRD - Groupe Société Générale S.A.

50.0

### Albania

40.0

Construction of combined-cycle thermal power plant in Vlore (south-east)

Korporata Elektroenergetike Shqiptare

40.0

### Bulgaria

40.0

Construction of combined (road and rail) bridge on Pan-European Corridor IV between Vidin (Bulgaria) and Calafat (Romania)

Republic of Bulgaria

20.0

Financing of small and medium-scale ventures

Raiffeisenbank (Bulgaria) AD

20.0



\* own resources

▲ budgetary resources







# European Investment Fund

## Venture Capital Operations

Resources	Fund Vehicle	Country	Signatures *
<b>EIF</b>			<b>48.3</b>
	Accent Equity 2003	Multi-country	8.0
	Advent Private Equity Fund 2	Multi-country	0.8
	Advent Private Equity Fund 4	Multi-country	3.6
	Baring Iberia II	Spain	0.5
	Bencis Buyout Fund II	Multi-country	5.0
	Cape Natexis Private Equity Fund	Italy	3.0
	Iris Capital Fund 2	Multi-country	7.0
	MCH Iberian Capital Fund II	Spain	2.0
	Merlin Biosciences Fund III	Multi-country	0.3
	Middle Market Fund III	France	3.6
	Nordic Venture Partner II KS	Multi-country	3.0
	Polish Enterprise Fund V	Eastern Europe	3.0
	TVM Life Science Ventures VI	Germany	5.0
	Wellington Partners Ventures III	Multi-country	3.5
<b>EIB</b>			<b>257.1</b>
	Accent Equity 2003	Multi-country	32.0
	Advent Private Equity Fund 2	Multi-country	2.2
	Advent Private Equity Fund 4	Multi-country	32.3
	Baring Iberia II	Spain	4.5
	Bencis Buyout Fund II	Multi-country	20.0
	Cape Natexis Private Equity Fund	Italy	7.0
	Iris Capital Fund 2	Multi-country	28.0
	MCH Iberian Capital Fund II	Spain	18.0
	Merlin Biosciences Fund III	Multi-country	2.6
	Middle Market Fund III	France	32.5
	Nordic Venture Partner II KS	Multi-country	22.0
	Polish Enterprise Fund V	Eastern Europe	27.0
	TVM Life Science Ventures VI	Germany	15.0
	Wellington Partners Ventures III	Multi-country	14.0
<b>Commission</b>			<b>14.8</b>
	Eden One LP	United Kingdom	14.8
<b>BMWA</b>			<b>37.5</b>
	TVM Life Science Ventures VI	Germany	20.0
	Wellington Partners Ventures III	Germany	17.5
<b>Grand Total</b>			<b>357.7</b>

\* Historical rate



## Guarantee Operations

Category	Signatures
Contingent liability: EIF own resources	697.1
No contingent liability for EIF: SMEG MAP (Multiannual Programme for Enterprise)	749.7
<b>Total</b>	<b>1 446.7</b>

Product	Bank	Country	Commitment
<b>Own resources enhancement</b>			<b>697.1</b>
	AR Finance 1	Portugal	10.5
	European Venture Partners II	Multi-country	40.0
	FCC GIAC 5	France	20.0
	F-E Green	Italy	108.5
	GC FTPYME PASTOR 2	Spain	40.4
	Girasole Finance 1 S.r.l.	Italy	64.6
	Intesa Lease Sec. S.r.l.	Italy	83.8
	MARS 2004 BV	Netherlands	5.0
	Promise Caravela 2004	Portugal	127.0
	Promise-I 2000-1 (ML)	Germany	7.0
	SPLIT 2 S.r.l.	Italy	8.0
	Symvonie2004-1 plc	Germany	182.3
<b>Trust</b>			<b>749.7</b>
<b>SMEG 2001 (MAP)</b>			
	ALMI	Sweden	13.1
	ATI - Alleanza Di Garanzia	Italy	112.5
	ATI - Garanzia Diretta	Italy	21.0
	ATI Artigiancredit Piemonte - Emilia Romagna - Lombardia	Italy	45.0
	ATI Sistema Garanzia Umbria-Marche	Italy	11.0
	Austria Wirtschaftsservice Gmbh	Austria	21.9
	Austria Wirtschaftsservice Gmbh - Equity	Austria	10.0
	Bank BPH S.A.	Poland	30.0
	BRD - Groupe Societe Generale	Romania	11.0
	Ceska Sporitelna S.A.	Czech Republic	50.0
	Credit And Export Guarantee Fund - Kredex	Estonia	11.1
	Encouragement Bank Ad	Bulgaria	14.0
	HVB Bank Hungary Rt.	Hungary	15.0
	Innovation Norway	Norway	10.0
	Investiciju Ir Verslo Garantijos Uab - INVEGA	Lithuania	13.6
	Kredi Garanti Fonu Isletme Ve Arastirma A.S. (Credit Guarantee Fund)	Turkey	5.5
	Malta Enterprise Corporation	Malta	6.0
	MCC	Italy	135.0
	MFB - Hungarian Development Bank Ltd	Hungary	20.0
	Raiffeisen Bank	Romania	20.0
	Slovene Enterprise Fund	Slovenia	5.5
	SOCAMA	France	31.3
	Sofaris	France	45.0
	Sofaris - Equity <sup>1</sup>	France	9.9
	SPGM	Portugal	29.0
	Tatra Banka A.S.	Slovak Republic	25.0
	TEMPME S.A.	Greece	14.6
	The Prince's Trust	United Kingdom	13.9
<b>Grand Total</b>			<b>1 446.7</b>

For the non-EUR operations under the Trust Activity, the amount is expressed as a function of the contractually set EUR cap amount.

<sup>1</sup> Following the end of the availability period the total increase for the Sofaris-Equity might be finalised at EUR 1.0m.





# European Investment Bank

## Statistical supplement

<b>Section I</b>	<b>Financing provided within the European Union</b>	
	(contracts signed)	
Table A	Breakdown by country and objective in 2004	30
Table B	Breakdown by country and objective from 2000 to 2004	30
Table C	Breakdown by country and sector in 2004	31
Table D	Breakdown by country and sector from 2000 to 2004	31
Table E	Detailed breakdown by sector in 2004 and from 2000 to 2004	32
Table F	Breakdown by region in 2004 and from 2000 to 2004	33
<b>Section II</b>	<b>Financing provided in the Partner Countries</b>	
	(contracts signed)	
Table G	Agreements, Financing Facilities and Decisions in force or under negotiation at 31 December 2004	36
Table H	In the Partner Countries in 2004	37
Table I	In the Euro-Mediterranean Partnership Countries from 2000 to 2004	37
Table J	In the ACP States and the OCT from 2000 to 2004	38
Table K	In South Africa from 2000 to 2004	39
Table L	In Asia and Latin America from 2000 to 2004	39
Table M	Financing provided in South-East Europe and the Community of Independent States from 2000 to 2004	39
<b>Section III</b>	<b>Borrowings signed</b>	
Table N	Borrowings signed in 2004 – List of operations	40
Table O	Borrowings signed (before swaps) from 2000 to 2004	44
Table P	Borrowings signed (after swaps) from 2000 to 2004	45
Table Q	Medium and long-term resources raised in ECU/EUR from 1981 to 2004	45
Table R	Borrowings signed in 2004 – Breakdown by currency before/after swaps	46
Table S	Borrowings signed (before swaps) in 2004 under medium-term note or debt issuance programmes (excluding EARNs)	46

NB: as rounded figures are used in the following tables, it is possible that the totals do not correspond to the sum of the individual amounts.

**Table A Individual loans provided within the European Union in 2004**  
Breakdown by country and objective <sup>(1)</sup>

(EUR million)

	Regional development	Human capital	European communications infrastructure	Environment and quality of life	Energy	Innovation 2010 Initiative
Belgium	527	–	212	325	–	100
Czech Republic	451	–	451	–	–	–
Denmark	178	–	257	321	187	516
Germany	3 580	866	325	1 202	–	2 121
Estonia	80	–	–	–	80	–
Greece	1 380	–	350	1 000	–	–
Spain	4 741	357	2 920	1 766	705	808
France	1 439	135	840	1 004	–	104
Ireland	344	–	275	69	–	–
Italy	2 147	450	1 240	1 696	690	867
Cyprus	135	–	–	200	100	35
Luxembourg	–	–	61	–	–	–
Hungary	605	480	–	160	125	–
Netherlands	138	–	225	258	70	13
Austria	231	132	98	220	–	325
Poland	1 258	625	481	133	–	625
Portugal	1 339	–	540	393	200	177
Slovenia	130	20	110	–	–	–
Slovakia	125	95	30	95	–	–
Finland	477	320	–	217	–	457
Sweden	139	110	158	90	88	472
United Kingdom	2 104	798	321	1 048	500	395
Other (Art.18) <sup>(2)</sup>	–	–	165	181	181	–
<b>Total</b>	<b>21 548</b>	<b>4 387</b>	<b>9 057</b>	<b>10 378</b>	<b>2 926</b>	<b>7 015</b>

**Table B Individual loans provided within the European Union from 2000 to 2004**  
Breakdown by country and objective <sup>(1)</sup>

(EUR million)

	Regional development	Human capital	European communications infrastructure	Environment and quality of life	Energy	Innovation 2010 Initiative
Belgium	1 041	–	492	1 020	70	191
Czech Republic	1 558	95	1 298	935	–	340
Denmark	797	349	2 471	1 105	874	1 495
Germany	12 494	3 640	3 169	5 057	573	5 003
Estonia	80	–	5	12	80	5
Greece	6 845	430	3 467	2 465	587	710
Spain	18 365	1 182	10 474	6 110	2 233	3 294
France	4 455	1 026	2 840	3 162	–	1 536
Ireland	1 637	68	593	160	717	168
Italy	12 246	1 505	7 292	9 390	4 571	2 344
Cyprus	370	315	55	200	100	335
Latvia	–	–	48	80	–	5
Lithuania	60	60	65	60	–	65
Luxembourg	210	–	135	314	80	10
Hungary	1 406	480	670	609	125	100
Netherlands	168	–	875	783	150	79
Austria	1 026	682	491	1 030	168	1 247
Poland	2 483	1 150	2 600	1 289	–	1 315
Portugal	6 703	–	3 133	2 040	727	599
Slovenia	164	20	564	30	–	300
Slovakia	284	95	209	107	–	–
Finland	1 244	1 025	339	1 324	–	1 325
Sweden	798	434	851	1 478	343	1 030
United Kingdom	7 657	1 434	2 442	7 514	2 283	1 532
Other (Art.18) <sup>(2)</sup>	–	–	241	243	537	300
<b>Total</b>	<b>82 089</b>	<b>13 989</b>	<b>44 817</b>	<b>46 517</b>	<b>14 219</b>	<b>23 328</b>

<sup>(1)</sup> As certain financing operations meet several objectives, the totals for the various headings cannot be meaningfully added together.

<sup>(2)</sup> Financing akin to operations within the European Union authorised under the second paragraph of Article 18(1) of the Bank's Statute.

**Table C** **Loans provided within the European Union in 2004**  
Breakdown by country and sector

(EUR million)

	Total	Individual loans	Infrastructure			Industry Services Agriculture	Health Education	Global loans
			Energy	Communi-cations	Water management and sundry infrastructure			
Belgium	737	637	-	212	325	100	-	100
Czech Republic	561	451	-	451	-	-	-	110
Denmark	925	904	187	260	-	458	-	20
Germany	6 701	4 385	-	412	983	2 016	974	2 316
Estonia	80	80	80	-	-	-	-	-
Greece	1 430	1 380	-	350	1 000	30	-	50
Spain	6 751	4 921	705	3 295	409	155	357	1 830
France	4 152	2 094	-	1 885	-	74	135	2 058
Ireland	544	344	-	275	69	-	-	200
Italy	6 014	3 941	690	2 020	744	487	-	2 073
Cyprus	235	235	100	-	100	35	-	-
Latvia	40	-	-	-	-	-	-	40
Luxembourg	61	61	-	61	-	-	-	-
Hungary	805	605	147	76	45	174	164	200
Netherlands	583	483	-	225	245	13	-	100
Austria	943	589	-	109	128	242	111	354
Poland	1 683	1 258	-	481	98	430	250	425
Portugal	1 589	1 339	200	1 004	7	128	-	250
Slovenia	205	130	-	110	20	-	-	75
Slovakia	195	125	-	30	30	50	14	70
Finland	932	732	-	-	203	222	307	200
Sweden	773	718	88	295	-	226	110	55
United Kingdom	3 376	3 016	500	321	1 068	442	686	359
Other (Art.18) <sup>(1)</sup>	346	346	181	165	-	-	-	-
<b>Total</b>	<b>39 661</b>	<b>28 776</b>	<b>2 878</b>	<b>12 036</b>	<b>5 473</b>	<b>5 282</b>	<b>3 107</b>	<b>10 885</b>

of which: - "Standard" global loans  
- "Portfolio" global loans  
- "Mid-cap" loans

8 557  
2 178  
150

**Table D** **Loans provided within the European Union from 2000 to 2004**  
Breakdown by country and sector

(EUR million)

	Total	Individual loans	Infrastructure			Industry Services Agriculture	Health Education	Global loans
			Energy	Communi-cations	Water management and sundry infrastructure			
Belgium	2 624	1 659	70	592	850	147	-	965
Czech Republic	3 451	3 016	-	1 523	710	688	95	435
Denmark	5 005	4 577	831	2 507	124	766	349	429
Germany	31 638	16 899	568	3 937	3 053	5 697	3 644	14 739
Estonia	237	97	80	5	12	-	-	140
Greece	7 055	6 845	587	3 837	1 750	247	424	210
Spain	27 202	19 220	2 133	12 750	2 100	1 365	872	7 982
France	19 341	8 780	-	5 371	275	2 114	1 020	10 561
Ireland	2 482	1 637	717	753	100	-	68	845
Italy	28 952	18 419	4 545	6 959	4 426	2 361	128	10 533
Cyprus	740	740	200	55	100	70	315	-
Latvia	218	128	80	48	-	-	-	90
Lithuania	165	125	-	65	60	-	-	40
Luxembourg	529	529	80	135	184	130	-	-
Hungary	2 784	2 079	247	1 076	273	319	164	705
Malta	25	-	-	-	-	-	-	25
Netherlands	2 662	1 724	-	875	770	79	-	938
Austria	4 383	2 484	82	556	516	669	661	1 899
Poland	6 196	5 193	30	3 003	1 256	430	475	1 003
Portugal	8 653	6 703	727	5 061	500	415	-	1 950
Slovenia	804	614	1	568	45	-	-	190
Slovakia	805	585	-	254	42	274	14	220
Finland	3 647	3 021	18	318	684	1 050	950	625
Sweden	3 937	3 587	343	1 962	215	633	434	350
United Kingdom	15 505	12 810	2 355	4 012	3 653	1 469	1 322	2 695
Other (Art.18) <sup>(1)</sup>	1 240	1 140	567	241	33	300	-	100
<b>Total</b>	<b>180 280</b>	<b>122 610</b>	<b>14 262</b>	<b>56 458</b>	<b>21 731</b>	<b>19 224</b>	<b>10 935</b>	<b>57 670</b>

of which: - "Standard" global loans  
- "Portfolio" global loans  
- "Mid-cap" loans

46 487  
11 033  
150

<sup>(1)</sup> Financing akin to operations within the European Union authorised under the second paragraph of Article 18(1) of the Bank's Statute.



Table E

## Loans provided within the European Union in 2004 and from 2000 to 2004

Detailed breakdown by sector

(EUR million)

	2004		2000-2004	
	Amount	% of total	Amount	% of total
<b>Energy and infrastructure</b>	<b>20 387</b>	<b>51.4</b>	<b>92 451</b>	<b>51.3</b>
<b>Energy</b>	<b>2 878</b>	<b>7.3</b>	<b>14 262</b>	<b>7.9</b>
Production	1 516	3.8	7 269	4.0
<i>Electricity</i>	846	2.1	4 461	2.5
<i>Oil and natural gas</i>	555	1.4	1 500	0.8
<i>Heat</i>	115	0.3	1 309	0.7
Transmission and supply	1 362	3.4	6 993	3.9
<i>Oil and natural gas</i>	1 017	2.6	2 132	1.2
<i>Electricity</i>	322	0.8	4 645	2.6
<i>Heat</i>	23	0.1	216	0.1
<b>Transport</b>	<b>11 171</b>	<b>28.2</b>	<b>48 989</b>	<b>27.2</b>
Railways	3 262	8.2	12 046	6.7
Roads, motorways	2 978	7.5	15 594	8.6
Urban transport	2 367	6.0	9 959	5.5
Air transport	2 079	5.2	8 490	4.7
Maritime transport	468	1.2	2 098	1.2
Exceptional structures	–	–	635	0.4
Intermodal freight terminals and other	18	0.04	168	0.1
<b>Telecommunications</b>	<b>865</b>	<b>2.2</b>	<b>7 469</b>	<b>4.1</b>
Mobile telephony	745	1.9	2 747	1.5
Networks, exchanges and international cables	120	0.3	3 628	2.0
Advanced information services	–	–	962	0.5
Satellites, ground stations	–	–	133	0.1
<b>Water, sewerage, solid waste</b>	<b>1 865</b>	<b>4.7</b>	<b>7 524</b>	<b>4.2</b>
Water catchment, treatment and supply	1 114	2.8	4 250	2.4
Sewerage and waste management	752	1.9	3 273	1.8
<b>Urban infrastructure</b>	<b>3 608</b>	<b>9.1</b>	<b>14 207</b>	<b>7.9</b>
Urban renewal	3 037	7.7	10 166	5.6
Urban development schemes	571	1.4	4 041	2.2
<b>Industry, services, health, education, agriculture</b>	<b>8 389</b>	<b>21.2</b>	<b>30 159</b>	<b>16.7</b>
<b>Industry</b>	<b>3 287</b>	<b>8.3</b>	<b>13 989</b>	<b>7.8</b>
Transport equipment	880	2.2	5 775	3.2
Chemicals and chemical products	696	1.8	1 434	0.8
Machinery and equipment	505	1.3	638	0.4
Pulp, paper products; publishing and printing	427	1.1	1 360	0.8
Electrical engineering and electronics	264	0.7	1 880	1.0
Basic metals and metal products	195	0.5	1 757	1.0
Refined petroleum products	175	0.4	475	0.3
Rubber and plastics	65	0.2	130	0.1
Food products and beverages	50	0.1	115	0.1
Other non-metallic mineral products	30	0.1	176	0.1
Woodworking and wood products	–	–	249	0.1
<b>Services</b>	<b>1 994</b>	<b>5.0</b>	<b>5 134</b>	<b>2.8</b>
Research and development	1 223	3.1	1 815	1.0
Other services	771	1.9	3 319	1.8
<b>Health, education</b>	<b>3 107</b>	<b>7.8</b>	<b>10 935</b>	<b>6.1</b>
Education, training	1 622	4.1	5 950	3.3
Health	1 486	3.7	4 985	2.8
<b>Agriculture, fisheries, forestry</b>	<b>–</b>	<b>–</b>	<b>100</b>	<b>0.1</b>
<b>Total individual loans</b>	<b>28 776</b>	<b>72.6</b>	<b>122 610</b>	<b>68.0</b>
<b>Total global loans, grouped loans</b>	<b>10 885</b>	<b>27.4</b>	<b>57 670</b>	<b>32.0</b>
<b>Grand total</b>	<b>39 661</b>	<b>100.0</b>	<b>180 280</b>	<b>100.0</b>

**Table F Breakdown of loans by region in 2004 and from 2000 to 2004**

This analytical table is based on NUTS 1 or 2 regional classification, depending on the country concerned. Where possible, individual loans covering several regions have been subdivided. EUROSTAT 2002 estimates of per capita (2001) GDP expressed in terms of purchasing power parities (EUR 15 = 100). 2003 unemployment rate (EUR 25 = 9.1). 2001 population figures ('000).

(Amounts in EUR million)

	GDP per capita	Unemployment rate (%)	Population ('000)	2004	2000-2004
<b>Belgium</b>	<b>107</b>	<b>8.2</b>	<b>10 287</b>	<b>737</b>	<b>2 624</b>
Bruxelles-Brussel	218	15.6	971	20	186
Vlaams Gewest	106	5.7	5 963	106	712
Région wallonne	77	10.8	3 353	411	618
Multiregional	-	-	-	100	144
Global loans	-	-	-	100	965
<b>Czech Republic</b>	<b>67</b>	<b>7.8</b>	<b>10 224</b>	<b>561</b>	<b>3 451</b>
Praha	149	4.2	1 165	-	282
Severozapad	53	11.2	1 124	125	125
Stredni Cechy	55	5.2	1 124	125	575
Multiregional	-	-	-	200	2 033
Global loans	-	-	-	110	435
<b>Denmark</b>	<b>115</b>	<b>5.4</b>	<b>5 355</b>	<b>925</b>	<b>5 005</b>
<b>Germany</b>	<b>101</b>	<b>9.7</b>	<b>82 087</b>	<b>6 701</b>	<b>31 638</b>
Hamburg	171	9.4	1 721	240	805
Bremen	136	11.1	660	152	422
Hessen	124	7.1	6 073	-	458
Bayern	117	6.2	12 280	507	1 511
Baden-Württemberg	114	5.6	10 561	86	693
Nordrhein-Westfalen	102	8.7	18 027	658	1 998
Saarland	93	8.1	1 067	100	362
Rheinland-Pfalz	90	6.3	4 041	-	471
Berlin	90	17.5	3 384	325	1 289
Schleswig-Holstein	92	8.7	2 796	70	173
Niedersachsen	91	8.4	7 940	655	950
Sachsen	67	17.6	4 405	557	2 655
Thüringen	66	16.1	2 421	188	748
Brandenburg	67	18.0	2 597	282	948
Mecklenburg-Vorpommern	66	20.1	1 768	200	1 041
Sachsen-Anhalt	65	19.6	2 598	295	1 905
Multiregional	-	-	-	71	471
Global loans	-	-	-	2 316	14 739
<b>Estonia</b>	<b>42</b>	<b>10.0</b>	<b>1 364</b>	<b>80</b>	<b>237</b>
<b>Greece</b>	<b>67</b>	<b>9.3</b>	<b>10 938</b>	<b>1 430</b>	<b>7 055</b>
Attiki	71	8.7	3 904	1 000	3 998
Voreia Ellada	64	10.6	3 516	200	922
Kentriki Ellada	66	9.0	2 425	180	1 280
Multiregional	-	-	-	-	645
Global loans	-	-	-	50	210
<b>Spain</b>	<b>84</b>	<b>11.3</b>	<b>40 266</b>	<b>6 751</b>	<b>27 202</b>
Comunidad de Madrid	113	7.2	5 218	911	5 201
Comunidad Foral de Navarra	106	5.5	541	150	319
País Vasco	105	9.2	2 068	74	1 072
Cataluña	101	9.3	6 220	1 193	2 878
Islas Baleares	106	9.3	810	-	124
La Rioja	97	6.1	267	-	18
Aragón	91	6.3	1 168	105	290
Cantabria	83	10.6	530	49	168
Comunidad Valenciana	81	10.8	4 094	762	1 711
Canarias	79	11.4	1 737	-	339
Castilla-León	78	11.0	2 465	17	428
Principado de Asturias	72	11.2	1 052	11	243
Murcia	71	10.6	1 140	1	67
Castilla-La Mancha	67	9.8	1 722	185	798
Galicia	67	12.6	2 726	124	371
Andalucía	63	18.6	7 291	100	965
Extremadura	54	17.4	1 078	-	59
Multiregional	-	-	-	1 240	4 169
Global loans	-	-	-	1 830	7 982

Table F

## Breakdown of loans by region in 2004 and from 2000 to 2004 (continued)

(Amounts in EUR million)

	GDP per capita	Unemployment rate (%)	Population ('000)	2004	2000-2004
<b>France</b>	<b>105</b>	<b>9.3</b>	<b>59 192</b>	<b>4 152</b>	<b>19 341</b>
Ile-de-France	165	9.2	11 056	250	927
Alsace	106	7.0	1 762	–	257
Rhône-Alpes	107	7.5	5 744	245	605
Champagne-Ardenne	96	8.8	1 339	50	90
Haute-Normandie	99	9.4	1 786	140	287
Bourgogne	96	7.0	1 609	–	10
Centre	93	6.4	2 455	60	60
Provence-Côte d'Azur	96	10.1	4 602	100	164
Pays de la Loire	94	8.1	3 277	–	84
Midi-Pyrénées	91	8.6	2 602	230	872
Franche-Comté	93	7.7	1 124	–	36
Languedoc-Roussillon	80	12.0	2 361	50	50
Bretagne	90	6.9	2 950	–	136
Lorraine	86	9.7	2 316	–	280
Poitou-Charentes	86	7.6	1 657	–	48
Auvergne	88	7.5	1 312	120	120
Picardie	84	10.0	1 666	–	203
Limousin	86	7.0	710	–	7
Nord - Pas-de-Calais	83	12.5	4 014	–	929
DOM	58	27.1	1 724	275	308
Multiregional	–	–	–	574	3 307
Global loans	–	–	–	2 058	10 561
<b>Ireland</b>	<b>118</b>	<b>4.8</b>	<b>3 839</b>	<b>544</b>	<b>2 482</b>
<b>Italy</b>	<b>100</b>	<b>8.7</b>	<b>57 926</b>	<b>6 014</b>	<b>28 952</b>
Trentino-Alto Adige	123	2.9	947	–	6
Lombardia	108	3.6	9 150	215	1 672
Emilia-Romagna	126	3.0	4 022	510	2 199
Valle d'Aosta	124	4.1	121	–	105
Piemonte	115	4.8	4 291	250	1 264
Veneto	116	3.4	4 555	–	246
Friuli-Venezia Giulia	113	3.9	1 190	60	94
Toscana	111	4.7	3 553	284	1 046
Lazio	111	8.7	5 321	865	1 395
Liguria	108	6.0	1 619	250	431
Marche	101	3.8	1 473	135	913
Umbria	98	5.2	843	–	415
Abruzzo	84	5.4	1 282	105	187
Molise	78	12.3	327	–	80
Sardegna	76	16.9	1 646	20	254
Basilicata	70	16.1	604	–	449
Puglia	65	13.8	4 087	79	836
Sicilia	65	20.1	5 071	195	684
Campania	65	20.2	5 783	150	873
Calabria	62	23.4	2 040	206	377
Multiregional	–	–	–	617	4 893
Global loans	–	–	–	2 073	10 533
<b>Cyprus</b>	<b>86</b>	<b>4.1</b>	<b>–</b>	<b>235</b>	<b>740</b>
<b>Latvia</b>	<b>37</b>	<b>10.5</b>	<b>2 355</b>	<b>40</b>	<b>218</b>
<b>Lithuania</b>	<b>41</b>	<b>12.4</b>	<b>3 481</b>	<b>–</b>	<b>165</b>
<b>Luxembourg</b>	<b>194</b>	<b>3.7</b>	<b>442</b>	<b>61</b>	<b>529</b>
<b>Hungary</b>	<b>56</b>	<b>5.9</b>	<b>10 188</b>	<b>805</b>	<b>2 784</b>
Közép-Magyarország	89	4.0	2 830	35	235
Multiregional	–	–	–	570	1 844
Global loans	–	–	–	200	705
<b>Malta</b>	<b>76</b>	<b>7.6</b>	<b>–</b>	<b>–</b>	<b>25</b>
<b>Netherlands</b>	<b>113</b>	<b>3.7</b>	<b>16 046</b>	<b>583</b>	<b>2 662</b>
West-Nederland	126	3.7	7 474	345	1 254
Zuid-Nederland	107	3.7	3 526	–	236
Noord-Nederland	106	4.3	1 679	25	55
Multiregional	–	–	–	113	179
Global loans	–	–	–	100	938

Table F

## Breakdown of loans by region in 2004 and from 2000 to 2004 (continued)

(Amounts in EUR million)

	GDP per capita	Unemployment rate (%)	Population ('000)	2004	2000-2004
<b>Austria</b>	<b>112</b>	<b>4.2</b>	<b>8 132</b>	<b>943</b>	<b>4 383</b>
Ostösterreich	118	5.6	3 437	175	643
Westösterreich	112	3.0	2 929	56	452
Südösterreich	95	3.7	1 765	190	681
Multiregional	-	-	-	168	709
Global loans	-	-	-	354	1 899
<b>Poland</b>	<b>45</b>	<b>19.6</b>	<b>38 641</b>	<b>1 683</b>	<b>6 196</b>
Mazowieckie	71	16.3	5 075	48	48
Slaskie	49	20.2	4 840	70	70
Kujawsko-Pomorskie	41	21.8	2 100	35	35
Multiregional	-	-	-	1 106	5 041
Global loans	-	-	-	425	1 003
<b>Portugal</b>	<b>71</b>	<b>6.3</b>	<b>10 299</b>	<b>1 589</b>	<b>8 653</b>
Lisboa e Vale do Tejo	105	8.1	3 330	689	1 817
Madeira	78	-	261	7	195
Algarve	72	6.1	394	-	212
Norte	57	6.8	3 648	433	1 687
Alentejo	61	8.2	508	-	237
Centro	58	3.6	1 710	60	1 056
Açores	56	-	246	-	90
Multiregional	-	-	-	150	1 409
Global loans	-	-	-	250	1 950
<b>Slovenia</b>	<b>74</b>	<b>6.7</b>	<b>1 992</b>	<b>205</b>	<b>804</b>
<b>Slovakia</b>	<b>49</b>	<b>17.6</b>	<b>5 380</b>	<b>195</b>	<b>805</b>
<b>Finland</b>	<b>104</b>	<b>9.0</b>	<b>5 188</b>	<b>932</b>	<b>3 647</b>
Uusimaa	142	5.8	1 371	265	869
Etelä-Suomi	122	7.5	1 820	-	518
Pohjois-Suomi	89	12.3	557	155	413
Väli-Suomi	84	9.3	703	-	181
Itä-Suomi	76	12.3	679	35	64
Multiregional	-	-	-	277	977
Global loans	-	-	-	200	625
<b>Sweden</b>	<b>106</b>	<b>5.7</b>	<b>8 896</b>	<b>773</b>	<b>3 937</b>
Stockholm	145	5.1	1 831	356	1 250
Västsverige	103	4.9	1 774	312	683
Sydsverige	98	6.8	1 283	48	621
Smaland Med Öarna	96	4.4	797	-	45
Mellersta Norrland	99	5.6	375	-	52
Övre Norrland	93	6.8	511	-	193
Norra Mellansverige	89	7.3	831	-	75
Östra Mellansverige	91	5.9	1 495	-	127
Multiregional	-	-	-	2	540
Global loans	-	-	-	55	350
<b>United Kingdom</b>	<b>105</b>	<b>5.0</b>	<b>58 837</b>	<b>3 376</b>	<b>15 505</b>
London	164	7.0	7 188	140	3 250
South East	116	3.8	8 007	-	169
East	101	3.7	5 395	142	146
Scotland	99	5.8	5 064	-	830
East Midlands	96	4.4	4 175	215	581
West Midlands	95	5.7	2 554	105	1 008
South West	94	3.4	4 934	35	423
Yorkshire and Humberside	91	5.0	4 967	694	1 178
North West	95	4.9	6 732	539	1 437
Wales	83	4.7	2 903	158	229
North East	80	6.4	2 517	113	367
Northern Ireland	82	5.6	1 689	-	221
Multiregional	-	-	-	876	2 972
Global loans	-	-	-	359	2 695
<b>Other (Art. 18)</b>	<b>-</b>	<b>-</b>	<b>-</b>	<b>346</b>	<b>1 240</b>
<b>Total</b>		<b>9.1</b>	<b>375 204</b>	<b>39 661</b>	<b>180 280</b>

Table G

## Agreements, Financing Facilities and Decisions in force or under negotiation at 31 December 2004

Region or Country	Convention, Agreement, Facility, Financial Protocol, or Decision	Year of expiry	EIB own resources envelope (EUR million)	EU budgetary resources envelope (EUR million)	
			Loans from own resources	Risk capital operations <sup>1</sup>	Interest subsidies for EIB loans <sup>1</sup>
African, Caribbean and Pacific States (ACP) <sup>2</sup>	Cotonou Partnership Agreement	2008	1 700	2 037	yes <sup>3</sup>
Overseas Countries and Territories (OCT) <sup>4</sup>	Cotonou Partnership Agreement	2008	20	20	yes <sup>3</sup>
Republic of South Africa	Council Decision	2007	825	no	no
Mediterranean Countries <sup>5</sup>	Council Decision	2007	6 520	yes	yes <sup>6</sup>
Turkey	Council Decision EIB Special Action Programme in support of the consolidation and intensification of the EC-Turkey Customs Union	2006	450	no	no
South-East Neighbouring Countries <sup>7</sup>	Council Decision	2007	9 185	no	no
Russia	Council Decision	2004	100	no	no
Russia and WNIS <sup>8</sup>	Council Decision	2007	500	no	no
Asia and Latin America <sup>9</sup>	Council Decision	2007	2 480	no	no
<b>EIB own resources lending facilities complementing lending under mandate</b>					
Mediterranean Countries <sup>10</sup>	Euro-Mediterranean Partnership facility	2004	1 000	no	no
Mediterranean Countries <sup>10</sup>	Facility for Euro-Mediterranean Investment and Partnership (FEMIP)	2007	200 <sup>11</sup>	20-40 <sup>12</sup>	no
Acceding, Accession and Candidate Countries <sup>13</sup>	Pre-Accession Facility II	2006	14 000	no	no

<sup>1</sup> For the ACP/OCT, from the Investment Facility established under the Cotonou Partnership Agreement. For the Mediterranean Countries, from the EU budget. Managed by the EIB.

<sup>2</sup> **Africa:** Angola, Benin, Botswana, Burkina Faso, Burundi, Cameroon, Cape Verde, Central African Republic, Chad, Comoros, Congo, Côte d'Ivoire, Democratic Republic of Congo, Djibouti, Equatorial Guinea, Eritrea, Ethiopia, Gabon, Gambia, Ghana, Guinea, Guinea Bissau, Kenya, Lesotho, Liberia, Madagascar, Malawi, Mali, Mauritania, Mauritius, Mozambique, Namibia, Niger, Nigeria, Rwanda, São Tomé & Príncipe, Senegal, Seychelles, Sierra Leone, Somalia, South Africa, Sudan, Swaziland, Tanzania, Togo, Uganda, Zambia, Zimbabwe.

**Caribbean:** Antigua and Barbuda, Bahamas, Barbados, Belize, Dominica, Dominican Republic, Grenada, Guyana, Haiti, Jamaica, St Kitts and Nevis, St Lucia, St Vincent & the Grenadines, Suriname, Trinidad and Tobago.

**Pacific:** Cook Islands, Fiji Islands, Kiribati, Marshall Islands, Micronesia, Nauru, Niue, Palau, Papua New Guinea, Samoa, Solomon Islands, Tonga, Tuvalu, Vanuatu.

<sup>3</sup> May also take the form of technical assistance.

<sup>4</sup> Greenland; Mayotte, New Caledonia and Dependencies, French Polynesia, Saint-Pierre-and-Miquelon, French Southern and Antarctic Territories, Wallis-and-Futuna; Netherlands Antilles, Aruba; Anguilla, Cayman Islands, Falkland Islands, South Georgia and Sandwich Islands, Pitcairn Island, Turks and Caicos Islands, British Virgin Islands, Montserrat, St Helena and Dependencies, British Antarctic Territory, British Indian Ocean Territory.

<sup>5</sup> Algeria, Egypt, Gaza-West Bank, Israel, Jordan, Lebanon, Morocco, Syria, Tunisia. Includes certain loans signed in former candidate Mediterranean Countries prior to their accession to the Union.

<sup>6</sup> For operations in the environmental sector.

<sup>7</sup> Albania, Former Yugoslav Republic of Macedonia, Bosnia and Herzegovina, Bulgaria, Croatia, Romania, Serbia and Montenegro (formerly Federal Republic of Yugoslavia), Turkey. Includes certain loans signed in former candidate CEEC prior to their accession to the Union.

<sup>8</sup> Western Newly Independent States: Belarus, Moldova and Ukraine.

<sup>9</sup> **Asia:** Bangladesh, Brunei, China, India, Indonesia, Laos, Macao, Malaysia, Mongolia, Nepal, Pakistan, Philippines, Singapore, South Korea, Sri Lanka, Thailand, Vietnam, Yemen.

**Latin America:** Argentina, Bolivia, Brazil, Chile, Colombia, Costa Rica, Ecuador, El Salvador, Guatemala, Honduras, Mexico, Nicaragua, Panama, Paraguay, Peru, Uruguay, Venezuela.

<sup>10</sup> Under this envelope, the "Mediterranean Countries" include Turkey.

<sup>11</sup> "Special FEMIP Envelope" to allow for extended risk-sharing operations up to EUR 1 billion, and a better structuring of lending to mitigate private-sector risks. It complements lending under the Mediterranean Countries Council Decision, which also forms part of FEMIP.

<sup>12</sup> Trust fund, modelled on the special cofinancing funds of other IFIs, directing resources to projects in certain priority sectors (water, transport, electricity, human capital) that can be made financially viable via a grant contribution or risk-capital participation. Participation in the trust fund would allow other donors to complement on a voluntary basis the contributions from the Community budget already pledged to the Facility under the MEDA Programme. Donors would need to be identified.

<sup>13</sup> Bulgaria, Croatia, Romania, Turkey. This lending envelope also includes certain loans signed in former candidate CEEC prior to their accession to the Union.



**Table H** **Financing provided in the Partner Countries in 2004**  
Breakdown by country and sector

(EUR million)

	Total	Resources		Sector					
		own	budgetary	Energy	Communi- cations	Water management and sundry infrastructure	Industry Services	Health Education	Global loans
<b>EURO-MEDITERRANEAN PARTNERSHIP COUNTRIES</b>	<b>2 190</b>	<b>2 176</b>	<b>14</b>	<b>768</b>	<b>660</b>	<b>190</b>	<b>13</b>	–	<b>559</b>
Egypt	688	688	–	348	280	–	–	–	60
Turkey	655	655	–	–	255	–	–	–	400
Morocco	241	231	10	120	–	111	–	–	10
Syria	200	200	–	200	–	–	–	–	–
Tunisia	184	184	–	–	125	34	–	–	25
Lebanon	105	105	–	–	–	45	–	–	60
Jordan	100	100	–	100	–	–	–	–	–
Algeria	13	13	–	–	–	–	13	–	–
Mediterranean Group	4	–	4	–	–	–	–	–	4
<b>ACP-OCT</b>	<b>440</b>	<b>62</b>	<b>378</b>	<b>56</b>	<b>14</b>	–	<b>115</b>	–	<b>255</b>
Africa	295	48	247	48	14	–	84	–	150
<i>West</i>	147	25	122	38	–	–	5	–	105
<i>Southern and Indian Ocean</i>	81	14	67	10	14	–	57	–	–
<i>East</i>	57	9	48	–	–	–	22	–	35
<i>Central and Equatorial</i>	10	–	10	–	–	–	–	–	10
Caribbean	33	8	25	8	–	–	20	–	5
Pacific	12	6	6	–	–	–	11	–	1
OCT	–	–	–	–	–	–	–	–	–
Multiregional	100	–	100	–	–	–	–	–	100
<b>SOUTH AFRICA</b>	<b>100</b>	<b>100</b>	–	–	–	<b>100</b>	–	–	–
<b>ASIA, LATIN AMERICA (ALA)</b>	<b>233</b>	<b>233</b>	–	–	<b>41</b>	–	<b>127</b>	–	<b>66</b>
<i>Latin America</i>	<b>167</b>	<b>167</b>	–	–	<b>41</b>	–	<b>127</b>	–	–
Mexico	70	70	–	–	–	–	70	–	–
Brazil	57	57	–	–	–	–	57	–	–
Panama	41	41	–	–	41	–	–	–	–
<i>Asia</i>	<b>66</b>	<b>66</b>	–	–	–	–	–	–	<b>66</b>
Philippines	66	66	–	–	–	–	–	–	66
<b>SOUTH-EAST EUROPE</b>	<b>580</b>	<b>580</b>	–	<b>40</b>	<b>221</b>	<b>204</b>	–	–	<b>115</b>
Serbia and Montenegro	226	226	–	–	156	25	–	–	45
Croatia	195	195	–	–	45	150	–	–	–
Romania	79	79	–	–	–	29	–	–	50
Bulgaria	40	40	–	–	20	–	–	–	20
Albania	40	40	–	40	–	–	–	–	–
<b>Total</b>	<b>3 543</b>	<b>3 151</b>	<b>392</b>	<b>864</b>	<b>936</b>	<b>494</b>	<b>254</b>	–	<b>995</b>

**Table I** **Financing provided in the Euro-Mediterranean Partnership Countries from 2000 to 2004**  
Breakdown by country and sector

(EUR million)

	Total	Resources		Sector					
		own	budgetary	Energy	Communi- cations	Water management and sundry infrastructure	Industry Services	Health Education	Global loans
Turkey	2 761	2 755	6	90	552	669	400	50	1 001
Egypt	1 703	1 678	25	1 103	330	55	50	–	165
Tunisia	1 249	1 244	5	250	375	154	55	110	305
Morocco	938	918	20	330	277	211	70	30	20
Algeria	842	833	9	–	305	455	82	–	–
Syria	580	580	–	390	50	–	–	100	40
Jordan	236	226	10	100	26	–	60	40	10
Lebanon	150	150	–	–	45	45	–	–	60
Mediterranean Group	14	–	14	–	–	–	–	–	14
Gaza-West Bank	13	10	3	–	–	–	–	–	13
<b>Total</b>	<b>8 484</b>	<b>8 393</b>	<b>91</b>	<b>2 263</b>	<b>1 960</b>	<b>1 589</b>	<b>717</b>	<b>330</b>	<b>1 627</b>

**Table J Financing provided in the ACP States and the OCT from 2000 to 2004**  
Breakdown by country and sector

(EUR million)

	Total	Resources		Sector				
		own	budgetary	Energy	Communi- cations	Water management and sundry infrastructure	Industry Services	Global loans
<b>AFRICA</b>	<b>1 626.2</b>	<b>520.5</b>	<b>1 105.6</b>	<b>395.3</b>	<b>215.9</b>	<b>175.0</b>	<b>298.0</b>	<b>542.0</b>
<i>Southern Africa and Indian Ocean</i>	569.9	271.6	298.3	133.5	52.0	103.5	188.5	92.4
Mozambique	163.7	63.0	100.7	72.8	9.0	–	79.0	2.9
Zambia	103.0	–	103.0	–	–	–	55.0	48.0
Swaziland	84.8	53.5	31.3	23.8	–	36.0	15.0	10.0
Mauritius	101.2	93.1	8.1	2.0	32.0	55.0	12.2	–
Namibia	43.0	43.0	–	35.0	–	–	–	8.0
Madagascar	18.0	–	18.0	–	11.0	–	7.0	–
Regional	21.4	–	21.4	–	–	–	–	21.4
Malawi	18.3	6.5	11.8	–	–	–	18.3	–
Botswana	14.5	12.5	2.0	–	–	12.5	2.0	–
Seychelles	2.0	–	2.0	–	–	–	–	2.0
<i>West Africa</i>	390.4	75.0	315.4	37.8	52.0	36.5	48.2	216.0
Senegal	45.0	–	45.0	–	–	16.0	–	29.0
Mauritania	81.7	30.0	51.7	22.5	–	6.5	40.0	12.7
Burkina Faso	47.3	–	47.3	15.3	–	14.0	–	18.0
Benin	26.1	–	26.1	–	20.0	–	–	6.1
Cape Verde	25.0	20.0	5.0	–	20.0	–	–	5.0
Ghana	23.5	–	23.5	–	–	–	4.5	19.0
Regional	64.2	25.0	39.2	–	–	–	–	64.2
Guinea	12.0	–	12.0	–	12.0	–	–	–
Mali	5.7	–	5.7	–	–	–	3.7	2.0
Niger	5.0	–	5.0	–	–	–	–	5.0
Nigeria	55.0	–	55.0	–	–	–	–	55.0
<i>East Africa</i>	253.0	8.9	244.1	80.0	0.9	35.0	26.3	110.8
Tanzania	90.0	–	90.0	55.0	–	35.0	–	–
Kenya	28.3	8.9	19.4	–	–	–	26.3	2.0
Uganda	77.0	–	77.0	–	–	–	–	77.0
Ethiopia	50.0	–	50.0	25.0	–	–	–	25.0
Regional	7.7	–	7.7	–	0.9	–	–	6.8
<i>Central and Equatorial Africa</i>	287.8	99.0	188.8	144.0	45.0	–	35.0	63.8
Cameroon	128.2	29.0	99.2	64.7	12.0	–	23.0	28.5
Regional	59.3	54.0	5.3	54.0	–	–	–	5.3
Gabon	54.0	11.0	43.0	–	22.0	–	12.0	20.0
Chad	27.3	5.0	22.3	25.3	–	–	–	2.0
Rwanda	19.0	–	19.0	–	11.0	–	–	8.0
<i>Multiregional project</i>	125.1	66.0	59.1	–	66.0	–	–	59.1
<b>CARIBBEAN</b>	<b>319.6</b>	<b>158.3</b>	<b>161.3</b>	<b>37.3</b>	<b>57.0</b>	<b>15.0</b>	<b>28.8</b>	<b>181.5</b>
Dominican Republic	144.0	100.0	44.0	9.0	–	–	20.0	115.0
Jamaica	77.0	30.0	47.0	–	42.0	15.0	–	20.0
Regional	28.0	–	28.0	–	–	–	–	28.0
Guyana	20.5	–	20.5	20.0	–	–	–	0.5
Barbados	15.0	15.0	–	–	15.0	–	–	–
St Vincent & the Grenadines	8.3	8.3	–	8.3	–	–	–	–
Belize	8.8	–	8.8	–	–	–	8.8	–
Saint Lucia	8.0	5.0	3.0	–	–	–	–	8.0
Trinidad and Tobago	6.0	–	6.0	–	–	–	–	6.0
Saint Kitts and Nevis	4.0	–	4.0	–	–	–	–	4.0
<b>PACIFIC</b>	<b>19.4</b>	<b>6.0</b>	<b>13.4</b>	<b>–</b>	<b>–</b>	<b>–</b>	<b>11.0</b>	<b>8.4</b>
Samoa	7.4	–	7.4	–	–	–	–	7.4
Fiji	11.0	6.0	5.0	–	–	–	11.0	–
Tuvalu	1.0	–	1.0	–	–	–	–	1.0
<b>ACP GROUP</b>	<b>157.5</b>	<b>50.0</b>	<b>107.5</b>	<b>–</b>	<b>–</b>	<b>–</b>	<b>8.0</b>	<b>149.5</b>
<b>Total ACP States</b>	<b>2 122.6</b>	<b>734.8</b>	<b>1 387.8</b>	<b>432.6</b>	<b>272.9</b>	<b>190.0</b>	<b>345.8</b>	<b>881.4</b>
<b>OCT</b>	<b>10.0</b>	<b>7.0</b>	<b>3.0</b>	<b>2.0</b>	<b>–</b>	<b>–</b>	<b>–</b>	<b>8.0</b>
Regional	5.0	5.0	–	–	–	–	–	5.0
Turks and Caicos Islands	3.0	–	3.0	–	–	–	–	3.0
New Caledonia	2.0	2.0	–	2.0	–	–	–	–
<b>Grand total</b>	<b>2 132.6</b>	<b>741.8</b>	<b>1 390.8</b>	<b>434.6</b>	<b>272.9</b>	<b>190.0</b>	<b>345.8</b>	<b>889.4</b>

**Table K** **Financing provided in South Africa from 2000 to 2004**  
Breakdown by country and sector

(EUR million)

	Total	Sector				
		Energy	Communi- cations	Water management and sundry infrastructure	Industry Services	Global loans
South Africa	700	50	100	100	25	425
<b>Total</b>	<b>700</b>	<b>50</b>	<b>100</b>	<b>100</b>	<b>25</b>	<b>425</b>

**Table L** **Financing provided in Asia and Latin America from 2000 to 2004**  
Breakdown by country and sector

(EUR million)

	Total	Sector				
		Energy	Communi- cations	Water management and sundry infrastructure	Industry Services	Global loans
<b>LATIN AMERICA</b>	<b>1 271</b>	<b>440</b>	<b>209</b>	<b>20</b>	<b>499</b>	<b>104</b>
Brazil	706	170	114	-	349	74
Argentina	271	187	-	20	64	-
Mexico	134	48	-	-	86	-
Panama	95	-	95	-	-	-
Regional (Central America)	66	36	-	-	-	30
<b>ASIA</b>	<b>550</b>	<b>114</b>	<b>132</b>	<b>-</b>	<b>129</b>	<b>175</b>
Philippines	159	-	-	-	93	66
Indonesia	139	70	50	-	-	20
China	56	-	56	-	-	-
India	50	-	-	-	-	50
Pakistan	44	44	-	-	-	-
Sri Lanka	40	-	-	-	-	40
Bangladesh	36	-	-	-	36	-
Thailand	26	-	26	-	-	-
<b>Total</b>	<b>1 821</b>	<b>554</b>	<b>341</b>	<b>20</b>	<b>628</b>	<b>279</b>

**Table M** **Financing provided in South-East Europe and the Community of Independent States from 2000 to 2004**

Breakdown by country and sector

(EUR million)

	Total	Sector					
		Energy	Communi- cations	Water management and sundry infrastructure	Industry Services	Health Education	Global loans
<b>SOUTH-EAST EUROPE</b>	<b>4 066</b>	<b>486</b>	<b>2 229</b>	<b>618</b>	<b>68</b>	<b>293</b>	<b>373</b>
Romania	1 858	101	964	366	43	243	142
Serbia and Montenegro	724	92	492	25	-	50	65
Croatia	641	90	275	200	-	-	76
Bulgaria	477	60	347	-	-	-	70
Bosnia and Herzegovina	185	60	100	-	25	-	-
Albania	148	70	51	27	-	-	-
FYROM	33	13	-	-	-	-	20
<b>COMMUNITY OF INDEPENDENT STATES</b>	<b>25</b>	<b>-</b>	<b>-</b>	<b>25</b>	<b>-</b>	<b>-</b>	<b>-</b>
Russia	25	-	-	25	-	-	-
<b>Total</b>	<b>4 091</b>	<b>486</b>	<b>2 229</b>	<b>643</b>	<b>68</b>	<b>293</b>	<b>373</b>

Table N

**Borrowings signed in 2004 - List of operations**  
 Medium and long-term operations (before swaps)

Month of issue	Subscription currency	Characteristics	Amount (million)		Life (years)	Coupon (%) / Structure
			Currency	EUR		
<b>PUBLIC BORROWING OPERATIONS</b>						
<b>January</b>						
	AUD	(1)	500	297.6	6	5.75
	EUR	(1)	60	60.0	5	structured
	EUR	(1)	10	10.0	4	structured
	EUR	(1)	165	165.0	10	structured
	GBP	(1)	200	283.8	5	4.50
	GBP	(1)	150	212.8	5	4.50
	GBP	(1)	300	425.7	4	4.50
	GBP		100	141.9	31	structured
	HUF	(1)	4 500	17.1	3	6.25
	HUF	(1)	11 500	43.8	4	7.00
	SEK		500	55.1	6	4.00
	USD		3 000	2 375.3	5	3.38
	ZAR	(1)	150	18.0	4	8.50
	ZAR	(1)	100	12.0	10	8.00
<b>February</b>						
	EUR	(1)	25	25.0	10	structured
	EUR	(1)	500	500.0	3	2.75
	GBP	(1)	100	146.1	5	4.50
	GBP	(1)	100	146.1	3	5.00
	GBP	(1)	200	292.1	3	5.00
	GBP		250	365.2	2	6.13
	GBP	(1)	250	365.2	7	4.25
	HKD	(1)	300	31.2	3	2.33
	HUF	(1)	6 000	22.7	4	7.00
	HUF	(1)	6 000	22.7	2	8.00
	HUF	(1)	10 000	37.8	2	6.25
	HUF	(1)	14 000	52.9	3	9.00
	HUF	(1)	14 000	52.9	3	9.25
	JPY	(1)	1 000	7.6	30	structured
	MTL		10	23.3	5	3.80
	PLN	(1)	300	62.8	5	6.25
	USD	(1)	25	20.2	10	structured
	USD	(1)	50	40.4	10	structured
	USD	(1)	100	80.7	10	structured
	USD	(1)	1 000	807.5	2	2.00
	USD		3 000	2 422.5	3	2.38
	ZAR	(1)	100	11.5	3	9.00
	ZAR	(1)	150	17.2	10	8.00
	ZAR	(1)	150	17.2	10	8.00
	ZAR	(1)	200	22.9	4	8.50
	ZAR	(1)	450	51.5	5	8.50
<b>March</b>						
	AUD	(1)	500	309.4	9	6.00
	EUR	(1)	10	10.0	4	structured
	EUR	(1)	50	50.0	5	structured
	EUR	(1)	150	150.0	4	2.25
	EUR	(1)	160	160.0	10	structured
	EUR	(2)	5 000	5 000.0	4	2.63
	GBP		75	111.9	22	5.50
	GBP	(1)	150	223.9	3	5.00
	GBP	(1)	150	223.9	3	5.00
	HUF	(1)	6 500	25.3	4	7.00
	HUF	(1)	6 500	25.3	3	9.00
	USD	(1)	75	60.4	6	structured
	USD	(1)	150	120.8	10	structured

(1) Operations launched under MTN or debt issuance programmes.  
 (2) EARN.

Table N

## Borrowings signed in 2004 – List of operations (continued)

Medium and long-term operations (before swaps)

Month of issue	Subscription currency	Characteristics	Amount (million)		Life (years)	Coupon (%)/ Structure
			Currency	EUR		
<b>PUBLIC BORROWING OPERATIONS</b>						
<b>April</b>						
	EUR	(1)	100	100.0	5	structured
	EUR	(1)	15	15.0	4	structured
	EUR	(1)	500	500.0	3	2.75
	EUR	(1)	40	40.0	10	structured
	EUR		100	100.0	6	structured
	GBP		150	225.3	5	6.25
	GBP		150	225.3	6	5.50
	GBP		150	225.3	2	6.13
	GBP		150	225.3	29	5.63
	GBP	(1)	150	225.3	5	4.50
	GBP	(1)	200	300.3	3	5.00
	GBP	(1)	150	225.3	4	4.50
	HKD	(1)	122	12.8	16	zero coupon
	HUF	(1)	6 000	24.1	4	7.00
	HUF	(1)	13 000	52.2	5	8.25
	PLN	(1)	200	42.3	5	6.25
	USD	(1)	79	64.6	8	structured
	USD	(1)	25	20.5	10	structured
	USD	(1)	30	24.5	5	structured
	USD	(1)	40	32.7	5	structured
	USD		1 000	818.1	3	structured
	USD		1 500	1 227.1	10	4.63
	ZAR	(1)	200	25.7	4	8.50
<b>May</b>						
	AUD	(1)	760	458.5	3	5.25
	EUR	(1)	25	25.0	4	structured
	EUR	(1)	500	500.0	3	3.00
	EUR	(1)	3 000	3 000.0	2	variable
	EUR		200	200.0	11	structured
	GBP	(1)	150	222.7	5	4.50
	GBP	(1)	150	222.7	3	5.00
	HUF	(1)	6 500	25.9	4	7.00
	PLN	(1)	100	20.8	5	6.25
	USD	(1)	250	209.3	7	structured
	USD	(1)	250	209.3	7	structured
	USD	(1)	25	20.9	7	structured
	USD	(1)	250	209.3	7	structured
<b>June</b>						
	EUR	(1)	50	50.0	5	structured
	EUR	(1)	75	75.0	5	structured
	EUR	(1)	40	40.0	4	structured
	EUR	(1)	50	50.0	10	structured
	EUR	(1)	100	100.0	6	structured
	EUR	(1)	100	100.0	5	structured
	GBP		100	150.4	25	6.00
	GBP		150	225.6	6	5.50
	GBP		125	188.0	35	5.00
	GBP		150	225.6	28	5.63
	GBP		75	112.8	28	5.63
	GBP		75	112.8	26	structured
	GBP	(1)	100	150.4	9	4.50
	HUF	(1)	13 000	51.7	6	8.00
	SIT	(1)	4 000	16.7	10	4.75
	USD	(1)	25	20.5	10	structured
	USD		3 000	2 459.4	2	3.00
	ZAR	(1)	150	18.9	10	8.00

(1) Operations launched under MTN or debt issuance programmes.



Table N

**Borrowings signed in 2004 – List of operations (continued)**  
Medium and long-term operations (before swaps)

Month of issue	Subscription currency	Characteristics	Amount (million)		Life (years)	Coupon (%)/ Structure
			Currency	EUR		
<b>PUBLIC BORROWING OPERATIONS</b>						
<b>July</b>						
	EUR	(1)	25	25.0	6	structured
	EUR	(1)	150	150.0	5	structured
	EUR	(1)	73	73.0	5	structured
	EUR	(1)	100	100.0	5	structured
	EUR	(2)	4 000	4 000.0	16	4.63
	GBP		150	223.6	5	6.25
	GBP		150	223.6	6	5.50
	GBP		100	149.1	21	5.50
	GBP		100	149.1	21	5.50
	GBP		150	223.6	28	5.63
	GBP	(1)	150	223.6	5	4.50
	HUF	(1)	7 000	27.8	5	8.25
	NZD	(1)	322	167.6	2	5.36
	PLN	(1)	100	22.1	5	6.25
	ZAR	(1)	150	19.7	10	8.00
<b>August</b>						
	EUR	(1)	50	50.0	5	structured
	EUR	(1)	50	50.0	5	structured
	GBP		65	98.1	35	5.00
	GBP	(1)	150	226.4	4	4.50
	HUF	(1)	5 000	20.1	4	7.00
	HUF	(1)	4 500	18.1	3	9.00
	HUF	(1)	5 000	20.1	3	9.00
	PLN	(1)	240	54.6	10	6.50
	ZAR	(1)	150	19.9	10	8.00
<b>September</b>						
	EUR	(1)	100	100.0	5	structured
	EUR	(1)	50	50.0	6	structured
	EUR	(1)	50	50.0	5	structured
	EUR	(1)	150	150.0	5	structured
	GBP		150	222.1	21	5.50
	GBP		150	222.1	28	5.63
	GBP	(1)	150	222.1	3	5.00
	GBP	(1)	150	222.1	3	5.00
	HUF	(1)	8 000	32.1	5	8.25
	HUF	(1)	4 000	16.0	3	9.25
	HUF	(1)	7 000	28.1	3	9.00
	HUF	(1)	13 000	52.2	4	8.75
	NZD	(1)	200	107.6	10	6.50
	SEK	(1)	2 500	273.9	10	4.50
	USD	(1)	50	41.3	2	structured
	USD		3 000	2 477.1	3	3.13
	ZAR	(1)	150	18.5	4	8.50
	ZAR	(1)	150	18.5	4	8.50
<b>October</b>						
	EUR	(1)	50	50.0	6	structured
	EUR	(1)	100	100.0	7	structured
	EUR	(1)	50	50.0	7	structured
	GBP	(1)	150	218.4	4	4.50
	GBP	(1)	200	291.2	50	4.63
	HUF	(1)	6 000	24.3	5	8.25
	JPY		16 300	118.8	15	structured
	USD	(1)	30	24.2	30	zero coupon
	ZAR	(1)	150	18.8	10	8.00

(1) Operations launched under MTN or debt issuance programmes.  
(2) EARN.

Table N

**Borrowings signed in 2004 – List of operations (continued)**

Medium and long-term operations (before swaps)

Month of issue	Subscription currency	Characteristics	Amount (million)		Life (years)	Coupon (%)/ Structure
			Currency	EUR		
<b>PUBLIC BORROWING OPERATIONS</b>						
October (continued)						
	ZAR	(1)	650	81.5	10	8.00
	ZAR	(1)	150	18.8	9	8.00
	ZAR	(1)	250	31.3	6	8.00
November						
	BGN	(1)	100	51.1	5	4.88
	CAD	(1)	300	193.0	40	5.40
	EUR	(1)	100	100.0	8	structured
	EUR	(1)	50	50.0	10	structured
	HUF	(1)	9 000	36.6	3	9.00
	HUF	(1)	6 000	24.4	5	8.25
	HUF	(1)	5 000	20.3	6	8.00
	HUF	(1)	13 000	52.8	6	7.75
	HUF	(1)	5 000	20.3	4	7.00
	USD	(1)	1 000	785.1	7	3.88
	ZAR	(1)	200	25.6	10	8.50
December						
	EUR	(1)	70	70.0	10	structured
	GBP	(1)	150	215.3	4	4.50
	GBP		175	251.2	33	structured
	HUF	(1)	4 000	16.3	6	8.00
	HUF	(1)	4 000	16.3	4	7.00
	NZD	(1)	100	53.9	10	6.50
	USD	(1)	30	22.9	20	zero coupon
	ZAR	(1)	200	26.0	9	8.00
	<b>180 operations</b>			<b>44 155.1</b>		
<b>PRIVATE BORROWING OPERATIONS</b>						
4	EUR	(1)	1 130	1 130.0		structured
2	HKD	(1)	218	23.0		zero coupon
64	JPY	(1)	173 300	1 291.9		structured
5	USD	(1)	1 410	1 106.2		4.000-4.660
12	USD	(1)	2 504	2 162.2		structured
	<b>87 operations</b>			<b>5 713.3</b>		
<b>GRAND TOTAL</b>	<b>267 operations (*)</b>			<b>49 868.4</b>		

(1) Operations launched under MTN or debt issuance programmes.

(\*) Effectively 282 transactions, given that certain operations were conducted in a number of tranches.

Table O

## Borrowings signed (before swaps) from 2000 to 2004

(Amounts in EUR million)

	2000		2001		2002		2003		2004	
	amount	%	amount	%	amount	%	amount	%	amount	%
<b>European Union</b>										
<b>EUR</b>	<b>6 607</b>	<b>22.8</b>	<b>10 398</b>	<b>32.2</b>	<b>13 305</b>	<b>35.0</b>	<b>17 318</b>	<b>41.1</b>	<b>17 373</b>	<b>34.8</b>
CZK (*)										
DKK	–	–	–	–	54	0.1	–	–	–	–
EEK (*)										
GBP	14 352	49.5	6 862	21.2	6 180	16.3	7 175	17.0	9 583	19.2
HUF (*)									880	1.8
MTL (*)									23	0.0
PLN (*)									203	0.4
SEK	–	–	–	–	–	–	442	1.1	329	0.7
SIT (*)									17	0.0
SKK (*)									–	–
<b>Total Pre-in</b>	<b>14 352</b>	<b>49.5</b>	<b>6 862</b>	<b>21.2</b>	<b>6 234</b>	<b>16.4</b>	<b>7 617</b>	<b>18.1</b>	<b>11 035</b>	<b>22.1</b>
<b>Total</b>	<b>20 959</b>	<b>72.3</b>	<b>17 261</b>	<b>53.4</b>	<b>19 539</b>	<b>51.4</b>	<b>24 935</b>	<b>59.2</b>	<b>28 408</b>	<b>57.0</b>
of which: fixed	20 266	69.9	16 985	52.6	17 390	45.7	22 396	53.2	22 567	79.4
of which: floating	694	2.4	275	0.9	2 149	5.7	2 539	6.0	5 841	20.6
<b>Outside the European Union</b>										
AUD	–	–	117	0.4	1 284	3.4	470	1.1	1 065	2.1
BGN	–	–	–	–	–	–	–	–	51	0.1
CAD	–	–	–	–	–	–	–	–	193	0.4
CHF	641	2.2	204	0.6	–	–	161	0.4	–	–
CZK	111	0.4	16	0.0	232	0.6	678	1.6	–	–
EEK	–	–	–	–	–	–	–	–	–	–
HKD	524	1.8	413	1.3	161	0.4	122	0.3	67	0.1
HUF	–	–	79	0.2	139	0.4	339	0.8	–	–
JPY	182	0.6	379	1.2	1 245	3.3	2 201	5.2	1 418	2.8
NOK	–	–	50	0.2	250	0.7	226	0.5	–	–
NZD	–	–	–	–	50	0.1	–	–	329	0.7
PLN	93	0.3	209	0.6	162	0.4	156	0.4	–	–
SKK	–	–	–	–	–	–	94	0.2	–	–
TWD	390	1.3	313	1.0	458	1.2	180	0.4	–	–
USD	5 975	20.6	13 092	40.5	14 383	37.8	12 375	29.4	17 863	35.8
ZAR	126	0.4	171	0.5	109	0.3	153	0.4	474	0.9
<b>Total</b>	<b>8 042</b>	<b>27.7</b>	<b>15 044</b>	<b>46.6</b>	<b>18 473</b>	<b>48.6</b>	<b>17 155</b>	<b>40.8</b>	<b>21 460</b>	<b>43.0</b>
of which: fixed	8 042	27.7	14 728	45.6	17 799	46.8	16 455	39.1	19 839	92.4
of which: floating	–	–	316	1.0	674	1.8	699	1.7	1 622	7.6
<b>GRAND TOTAL</b>	<b>29 002</b>	<b>100.0</b>	<b>32 305</b>	<b>100.0</b>	<b>38 012</b>	<b>100.0</b>	<b>42 090</b>	<b>100.0</b>	<b>49 868</b>	<b>100.0</b>
of which: fixed	28 308	97.6	31 713	98.2	35 189	92.6	38 852	92.3	42 406	85.0
of which: floating	694	2.4	591	1.8	2 823	7.4	3 238	7.7	7 463	15.0
<b>Medium and long-term operations</b>										
– Public borrowing operations	28 027	96.6	31 161	96.5	34 505	90.8	39 532	93.9	44 155	88.5
– Private borrowing operations	974	3.4	1 144	3.5	3 507	9.2	2 558	6.1	5 713	11.5
<i>of which medium-term notes</i>	<i>6 394</i>	<i>22.0</i>	<i>5 845</i>	<i>18.1</i>	<i>12 370</i>	<i>32.5</i>	<i>18 321</i>	<i>43.5</i>	<i>24 294</i>	<i>48.7</i>

(\*) EU currency since 01/05/2004.

Table P

## Borrowings signed (after swaps) from 2000 to 2004

(Amounts in EUR million)

	2000		2001		2002		2003		2004	
	amount	%	amount	%	amount	%	amount	%	amount	%
<b>European Union</b>										
<b>EUR</b>	12 366	42.6	21 535	66.9	22 441	59.0	22 931	54.7	22 355	44.8
CZK(*)									522	1.0
DKK	108	0.4	31	0.1	135	0.4	-	-	-	-
GBP	11 105	38.2	6 971	21.7	6 227	16.4	7 393	17.6	5 497	11.0
HUF(*)									77	0.2
PLN(*)									251	0.5
SEK	185	0.6	60	0.2	362	1.0	659	1.6	165	0.3
SKK(*)									-	-
<b>Total Pre-in</b>	<b>11 398</b>	<b>39.3</b>	<b>7 062</b>	<b>22.0</b>	<b>6 724</b>	<b>17.7</b>	<b>8 052</b>	<b>19.2</b>	<b>6 513</b>	<b>13.1</b>
<b>Total</b>	<b>23 764</b>	<b>81.8</b>	<b>28 597</b>	<b>88.9</b>	<b>29 165</b>	<b>76.7</b>	<b>30 983</b>	<b>73.9</b>	<b>28 868</b>	<b>57.9</b>
of which: fixed	4 200	14.5	5 930	18.4	5 525	14.5	266	0.6		
of which: floating	19 564	67.4	22 667	70.5	23 640	62.2	30 716	73.3	28 868	57.9
<b>Outside the European Union</b>										
CHF	641	2.2	204	0.6	-	-	161	0.4	-	-
CZK	139	0.5	23	0.1	407	1.1	521	1.2		
HUF	-	-	-	-	105	0.3	270	0.6		
JPY	363	1.2	541	1.7	-	-	-	-		
NOK	78	0.3	-	-	65	0.2	-	-		
PLN	52	0.2	142	0.4	13	0.0	174	0.4		
SKK	-	-	111	0.3	-	-	94	0.2		
USD	3 891	13.4	2 484	7.7	8 231	21.7	9 665	23.1	20 777	41.7
ZAR	110	0.4	69	0.2	30	0.1	44	0.1	220	0.4
<b>Total</b>	<b>5 274</b>	<b>18.2</b>	<b>3 575</b>	<b>11.1</b>	<b>8 851</b>	<b>23.3</b>	<b>10 928</b>	<b>26.1</b>	<b>20 997</b>	<b>42.1</b>
of which: fixed	832	2.9	424	1.3	-	-	-	-		
of which: floating	4 442	15.3	3 151	9.8	8 851	23.3	10 928	26.1	20 997	42.1
<b>GRAND TOTAL</b>	<b>29 038</b>	<b>100.0</b>	<b>32 172</b>	<b>100.0</b>	<b>38 016</b>	<b>100.0</b>	<b>41 911</b>	<b>100.0</b>	<b>49 865</b>	<b>100.0</b>
of which: fixed	5 032	17.3	6 354	19.8	5 525	14.5	266	0.6		
of which: floating	24 006	82.7	25 818	80.2	32 491	85.5	41 645	99.4	49 865	100.0
<b>Medium and long-term operations</b>										
- Public borrowing operations	28 064	96.6	31 033	96.5	34 445	90.6	39 353	93.9	44 165	88.6
- Private borrowing operations	974	3.4	1 139	3.5	3 570	9.4	2 558	6.1	5 700	11.4
of which medium-term notes	6 394	22.0	5 845	18.2	12 370	32.5	18 129	43.3	24 289	48.7

(\*) EU currency since 01/05/2004.

Table Q

## Medium and long-term resources raised in ECU/EUR from 1981 to 2004

(Amounts in millions)

Year	Fixed-rate		Floating-rate	After swaps		
	Before swaps	After swaps	After swaps	Raised in ECU/EUR (A)	Total raised (B)	A/B as %
1981-1998	16 210	15 110	3 079	18 189	195 769	9.3
1999	11 253	2 155	10 267	12 422	28 355	43.8
2000	6 507	1 742	10 624	12 366	29 038	42.6
2001	10 368	4 161	17 374	21 535	32 172	66.9
2002	12 980	5 040	17 401	22 441	38 016	59.0
2003	16 658	0	22 931	22 931	41 911	54.7
2004	12 038	0	22 355	22 355	49 865	44.8
<b>Total</b>	<b>86 014</b>	<b>28 209</b>	<b>104 030</b>	<b>132 239</b>	<b>415 126</b>	<b>31.9</b>

From 1997 to 1998, euro-denominated issues with issue price and coupon initially payable in ECU.

Euro introduced as from 1999.

Table R

## Borrowings signed in 2004 – Breakdown by currency before/after swaps

(Amounts in EUR million)

	Before swaps		Swaps	After swaps	
	Amount	%	Amount	Amount	%
<b>MEDIUM AND LONG-TERM OPERATIONS</b>					
<b>European Union</b>	<b>28 408</b>	<b>57.0</b>	<b>460</b>	<b>28 868</b>	<b>57.9</b>
EUR	17 373	34.8	4 982	22 355	44.8
CZK(*)	–	–	522	522	1.0
DKK	–	–	–	–	–
EEK(*)	–	–	–	–	–
GBP	9 583	19.2	-4 086	5 497	11.0
HUF(*)	880	1.8	-803	77	0.2
MTL(*)	23	0.0	-23	–	–
PLN(*)	203	0.4	49	251	0.5
SEK	329	0.7	-164	165	0.3
SIT(*)	17	0.0	-17	–	–
SKK(*)	–	–	–	–	–
<b>Total Pre-in</b>	<b>11 035</b>	<b>22.1</b>	<b>-4 522</b>	<b>6 513</b>	<b>13.1</b>
<b>Outside the European Union</b>	<b>21 460</b>	<b>43.0</b>	<b>-463</b>	<b>20 997</b>	<b>42.1</b>
AUD	1 065	2.1	-1 065	–	–
BGN	51	0.1	-51	–	–
CAD	193	0.4	-193	–	–
CHF	–	–	–	–	–
HKD	67	0.1	-67	–	–
JPY	1 418	2.8	-1 418	–	–
NOK	–	–	–	–	–
NZD	329	0.7	-329	–	–
TWD	–	–	–	–	–
USD	17 863	35.8	2 915	20 777	41.7
ZAR	474	0.9	-254	220	0.4
<b>GRAND TOTAL</b>	<b>49 868</b>	<b>100</b>	<b>-4<sup>(1)</sup></b>	<b>49 865</b>	<b>100</b>
of which: fixed	42 406	85.0	-42 406 <sup>(2)</sup>	–	–
of which: floating	7 463	15.0	42 402 <sup>(2)</sup>	49 865	100

(\*) EU currency since 01/05/2004.

(1) Exchange adjustments.

(2) After fixed/reverse floaters.

Table S

## Borrowings signed (before swaps) in 2004 under medium-term note or debt issuance programmes (excluding EARNs)

(Amounts in millions)

	Number of transactions	Currency		EUR
<b>Total European Union</b>	<b>107</b>			<b>14 732</b>
	46	EUR	8 073	8 073
	23	GBP	3 600	5 285
	30	HUF(*)	223 000	880
	6	PLN(*)	940	203
	1	SEK	2 500	274
	1	SIT(*)	4 000	17
<b>Total outside the European Union</b>	<b>134</b>			<b>9 562</b>
	3	AUD	1 760	1 065
	1	BGN	100	51
	1	CAD	300	193
	4	HKD	640	67
	65	JPY	174 300	1 299
	3	NZD	622	329
	37	USD	7 548	6 083
	20	ZAR	3 850	474
<b>Total</b>	<b>241</b>			<b>24 294</b>

(\*) EU currency since 01/05/2004.



## Conversion rates

The conversion rates used by the EIB during each quarter for recording statistics of its financing operations – contract signatures and disbursements – as well as of its borrowings are those obtaining on the last working day of the previous quarter; in 2004, these were as follows:

1 euro =	EUR				
Austrian Schilling	ATS	13.7603			
Belgian franc	BEF	40.3399			
Deutsche Mark	DEM	1.95583			
Spanish peseta	ESP	166.386			
Finnish markka	FIM	5.94573			
French franc	FRF	6.55957			
Greek drachma	GRD	340.750			
Irish pound	IEP	0.787564			
Italian lira	ITL	1936.27			
Luxembourg franc	LUF	40.3399			
Netherlands guilder	NLG	2.20371			
Portuguese escudo	PTE	200.482			
			<b>31.12.2003</b>	<b>31.03.2004</b>	<b>30.06.2004</b>
			<b>1<sup>st</sup> quarter 2004</b>	<b>2<sup>nd</sup> quarter 2004</b>	<b>3<sup>rd</sup> quarter 2004</b>
			<b>4<sup>th</sup> quarter 2004</b>		
<b>Community currencies PRE-IN</b>					
Danish krone	DKK	7.445	7.4448	7.43260	7.44160
Pound sterling	GBP	0.7048	0.6659	0.670750	0.686800
Swedish krona	SEK	9.08	9.2581	9.14510	9.05880
<b>Non-Community currencies</b>					
Australian dollar	AUD	1.6802	1.6052	1.75540	1.72120
Canadian dollar	CAD	1.6234	1.5979	1.63430	1.57400
Swiss franc	CHF	1.5579	1.5594	1.52420	1.55240
Czech koruna	CZK	32.41	32.833	31.7550	31.6600
Hong Kong dollar	HKD	9.8049	9.5228	9.48030	9.67450
Hungarian forint	HUF	262.5	249.25	251.60	247.41
Japanese yen	JPY	135.05	126.97	132.40	137.17
Norwegian krone	NOK	8.4141	8.436	8.43650	8.34100
New Zealand dollar	NZD	1.9244	1.8365	1.92100	1.84140
Polish zloty	PLN	4.7019	4.7336	4.52360	4.37970
Slovakian krone	SKK	41.17	40.115	39.8750	40.0550
New Taiwan dollar	TWD	42.752	40.341	41.1080	42.1050
United States dollar	USD	1.263	1.2224	1.21550	1.24090
South African rand	ZAR	8.3276	7.7788	7.6177	7.9792

The EIB wishes to thank the following promoters and agencies for the photographs illustrating this report:

EIB photographic library (pp. 1, 5, 8, 9, 11, 12, 13, 14, 15, 16, 17, 18, 19, 21, 22, 23, 24, 25, 26, 27, 28), photo Daniel Jamme/architect Sir Norman Foster - Eiffage photographic library (p. 2), European Commission photographic library (pp. 13, 17), Vlaamse Huisvestingsmaatschappij (p. 4), Niels Åge / DONG (p. 5), Flughafen München GmbH (p.6), Boehringer Ingelheim GmbH (p. 7), Cofiroute (p. 10), Airbus (p. 20)

**The EIB Group's 2004 Annual Report** consists of three separate volumes:

- The Activity Report presenting the EIB Group's activity over the past year and future prospects;
- The Financial Report presenting the financial statements of the EIB Group, the EIB, the Cotonou Investment Facility and the EIF, along with the related explanatory annexes;
- The Statistical Report presenting in list form the projects financed, and the borrowings undertaken, by the EIB in 2004 together with a listing of the EIF's projects. It also includes summary tables for the year and for 5 years back.

For further information on EIB activity, please consult our website ([www.eib.org](http://www.eib.org)), which contains a regularly updated complete list of projects.

You may also contact the Info-Desk, Communication and Information Department,

☎ (+352) 43 79 31 22, 📠 (+352) 43 79 31 91.

# EIB Group Addresses



## European Investment Bank

100, boulevard Konrad Adenauer  
L-2950 Luxembourg

☎ (+352) 43 79 1  
☎ (+352) 43 77 04

[www.eib.org](http://www.eib.org) – [info@eib.org](mailto:info@eib.org)

### External Offices

<b>Belgium</b>	Rue de la loi 227 / Wetstraat 227 B-1040 Bruxelles / Brussel	☎ (+32-2) 235 00 70 ☎ (+32-2) 230 58 27
<b>France</b>	21, rue des Pyramides F-75001 Paris	☎ (+33-1) 55 04 74 55 ☎ (+33-1) 42 61 63 02
<b>Germany</b>	Lennéstraße 11 D-10785 Berlin	☎ (+49-30) 59 00 47 90 ☎ (+49-30) 59 00 47 99
<b>Greece</b>	364, Kifissias Ave & 1, Delfon GR-152 33 Halandri / Athens	☎ (+30) 210 68 24 517 ☎ (+30) 210 68 24 520
<b>Italy</b>	Via Sardegna 38 I-00187 Roma	☎ (+39) 06 47 19 1 ☎ (+39) 06 42 87 34 38
<b>Portugal</b>	Avenida da Liberdade, 190-4º, A P-1250-147 Lisboa	☎ (+351) 213 42 89 89 ☎ (+351) 213 47 04 87
<b>Spain</b>	Calle José Ortega y Gasset, 29, 5º E-28006 Madrid	☎ (+34) 914 31 13 40 ☎ (+34) 914 31 13 83
<b>United Kingdom</b>	2 Royal Exchange Buildings London EC3V 3LF	☎ (+44) 20 73 75 96 60 ☎ (+44) 20 73 75 96 99
<b>Egypt</b>	6, Boulos Hanna Street Dokki, Giza 12311, Cairo	☎ (+20-2) 336 65 83 ☎ (+20-2) 336 65 84
<b>South Africa</b>	27 George Storrar Drive Groenkloof 0181, Pretoria	☎ (+27-12) 452 52 90 ☎ (+27-12) 460 99 23
<b>Tunisia</b>	70, avenue Mohamed V TN-1002 Tunis	☎ (+216) 71 28 02 22 ☎ (+216) 71 28 09 98



## European Investment Fund

43, avenue J.F. Kennedy  
L-2968 Luxembourg

☎ (+352) 42 66 88 1  
☎ (+352) 42 66 88 200

[www.eif.org](http://www.eif.org) – [info@eif.org](mailto:info@eif.org)

*Please consult the Bank's website for any change in the list of existing offices and for details on offices which may have been opened following publication of this brochure.*



**European  
Investment  
Bank Group**

ISBN 92-861-0301-8



9 789286 103018