



European Investment Bank Group • European Investment Bank Group • European Investment Bank Group • European Investment Bank Group



Volume III

# Statistical Report







European Investment Bank Group • European Investment Bank Group • European Investment Bank Group • European Investment Bank Group

Volume III

# Statistical report

The **EIB Group's 2008 Annual Report** consists of three separate volumes:

- the Activity and Corporate Responsibility Report, presenting the EIB Group's activity over the past year and future prospects;
- the Financial Report, presenting the financial statements of the EIB Group, the EIB, the Cotonou Investment Facility, the FEMIP Trust Fund, the EU-Africa Infrastructure Trust Fund and the EIF, along with the related explanatory annexes;
- the Statistical Report, presenting in list form the projects financed and borrowings undertaken by the EIB in 2008, together with a list of the EIF's projects. It also includes summary tables for the year and over the last five years.

The Annual Report is also available on the Bank's website [www.eib.org/report](http://www.eib.org/report).



## EIB Group: statutory figures



### European Investment Bank

<i>Activity in 2008</i>		<i>(EUR m)</i>
<b>Projects approved</b>		<b>59 292</b>
European Union		53 191
Partner countries		6 101
<b>Signatures</b>		<b>57 625</b>
European Union		51 480
Partner countries		6 145
<b>Disbursements</b>		<b>48 614</b>
European Union		44 229
Partner countries		4 384
<b>Resources raised (before swaps)</b>		<b>59 497</b>
Core currencies (EUR, GBP, USD)		26 384
Other currencies		33 113
 <i>Situation as at 31.12.2008</i>		
<b>Outstandings</b>		
Loans from the Bank's resources		350 289
Guarantees provided		262
Financing from budgetary resources		1 593
Short, medium and long-term borrowings		266 989
<b>Own funds</b>		<b>35 718</b>
<b>Balance sheet total</b>		<b>325 761</b>
<b>Net profit for year</b>		<b>1 651</b>
<b>Subscribed capital</b>		<b>164 808</b>
<i>of which paid in and to be paid in</i>		<i>8 240</i>



### European Investment Fund

<i>Activity in 2008</i>		
<b>Signatures</b>		<b>2 552</b>
Venture capital (32 funds)		409
Guarantees (20 operations)		2 143
 <i>Situation as at 31.12.2008</i>		
<b>Portfolio</b>		<b>15 867</b>
Venture capital - assets under management (299 funds)		3 534
Guarantees - positions (189 operations)		12 333
<b>Accumulated signatures</b>		
Venture capital (299 funds)		4 754
Guarantees (189 operations)		13 017
<b>Own funds</b>		<b>1 011</b>
<b>Balance sheet total</b>		<b>1 076</b>
<b>Net profit for year</b>		<b>35</b>
<b>Subscribed capital</b>		<b>2 865</b>
<i>of which paid in</i>		<i>573</i>



# Contents

## European Investment Bank

### European Union

⇒ Belgium	6
⇒ Bulgaria	6
⇒ Czech Republic	7
⇒ Denmark	7
⇒ Germany	8-9
⇒ Estonia	10
⇒ Ireland	10
⇒ Greece	10-11
⇒ Spain	11-13
⇒ France	14-15
⇒ Italy	16-18
⇒ Cyprus	18
⇒ Latvia	18
⇒ Lithuania	19
⇒ Luxembourg	19
⇒ Hungary	19-20
⇒ Malta	20
⇒ Netherlands	20-21
⇒ Austria	21
⇒ Poland	22
⇒ Portugal	23-24
⇒ Romania	24
⇒ Slovenia	24
⇒ Slovakia	25
⇒ Finland	25
⇒ Sweden	26
⇒ United Kingdom	26-27

### Partner countries

⇒ South-East Europe	29
⇒ Eastern Europe, Southern Caucasus, Russia	31
⇒ Mediterranean countries	32
⇒ ACP/OCT	34
⇒ South Africa	37
⇒ Asia, Latin America	37

### Statistical Supplement 39

## European Investment Fund

Equity Signatures	57
Guarantee Operations	58

## Conversion rates 59

## EIB Group Addresses 60





# European Investment Bank

## European Union

Finance contracts signed for capital investment within the European Union in 2008 totalled EUR 51 480 million (see detailed breakdown in table below). These operations give rise to financial commitments for the Bank and are accounted for in its balance sheet.

The EIB cooperates closely with a large number of financial institutions and commercial banks, with which it concludes credit lines for financing small and medium-scale projects in the industrial, services, health, education and infrastructure sectors. It also provides loans earmarked for specific projects through the intermediary of financial institutions and commercial banks.

The EIB also grants direct loans to firms or public authorities where the projects are clearly in line with its priorities.

### Geographical breakdown of finance contracts signed (EUR million)

	2008		2004-2008	
	Amount	%	Amount	%
Belgium (BE)	1 418	2.8	4 389	2.0
Bulgaria (BG)	455	0.9	1 693	0.8
Czech Republic (CZ)	1 111	2.2	5 467	2.5
Denmark (DK)	379	0.7	1 881	0.9
Germany (DE)	6 919	13.4	33 758	15.6
Estonia (EE)	87	0.2	207	0.1
Ireland (IE)	450	0.9	2 319	1.1
Greece (GR)	1 165	2.3	5 382	2.5
Spain (ES)	8 573	16.7	37 725	17.4
France (FR)	4 651	9.0	21 615	10.0
Italy (IT)	8 280	16.1	31 457	14.5
Cyprus (CY)	30	0.1	645	0.3
Latvia (LV)	610	1.2	934	0.4
Lithuania (LT)	10	0.0	128	0.1
Luxembourg (LU)	40	0.1	453	0.2
Hungary (HU)	1 525	3.0	6 195	2.9
Malta (MT)	150	0.3	203	0.1
Netherlands (NL)	1 578	3.1	3 976	1.8
Austria (AT)	1 318	2.6	5 655	2.6
Poland (PL)	2 837	5.5	11 002	5.1
Portugal (PT)	2 644	5.1	8 817	4.1
Romania (RO)	1 112	2.2	2 994	1.4
Slovenia (SI)	159	0.3	1 652	0.8
Slovakia (SK)	161	0.3	799	0.4
Finland (FI)	710	1.4	3 636	1.7
Sweden (SE)	1 311	2.5	3 901	1.8
United Kingdom (GB)	3 796	7.4	18 883	8.7
EFTA (1)		0.0	802	0.4
<b>European Union</b>	<b>51 480</b>	<b>100.0</b>	<b>216 569</b>	<b>100.0</b>

In the following lists, the Community policy objectives with which individual loans comply are indicated by symbols in the right-hand column. These symbols are as follows:

- ☐ convergence
- ⇌ transport project of common interest
- ⚡ energy project of common interest
- ≈ environment and sustainable communities
- 📖 knowledge economy
- 🏠 SME

Unless otherwise indicated, credit lines cover a number of sectors and objectives.

Amounts relating to projects appearing in these lists are expressed in EUR million.

As round figures are used, it is possible that the totals do not correspond to the sum of the individual amounts.

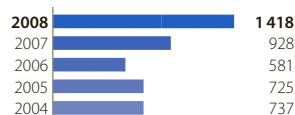
(1) Financing operations in the members of the European Free Trade Association (EFTA) equivalent to operations in the European Union.



## Belgium

**Finance contracts signed: 1 418 million**

Individual loans: 1 418 million



### Individual loans

Project Description	Beneficiary	Value (million)	Convergence	Transport project of common interest	Energy project of common interest	Environment and sustainable communities	Knowledge economy	SME
Gas storage, transport and transmission throughout Belgium	Fluxys	280.0						
Construction of two combined cycle gas-fired units in Lelystadt-Flevoland (Netherlands), combined cycle gas-fired unit in Amercoeur-Hainaut and blast furnace residue gas-fired unit at Arcelor plant in Ghent (Belgium)	Electrabel Sa = Electrabel Nv	75.0						
Construction of double-track rail tunnel (approx. 16 km) between terminals on either side of Scheldt river at port of Antwerp	Infrabel	313.2						
Construction of wastewater collection and treatment facilities in Walloon region	Société publique de gestion de l'eau	200.0						
Urban regeneration involving social housing throughout Flanders	Vlaamse Huisvestingsmaatschappij	200.0						
Pharmaceuticals research and development activities in Europe	Solvay S.A.	350.0						


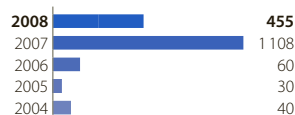


## Bulgaria

**Finance contracts signed: 455 million**

Individual loans: 280 million

Credit lines: 175 million



### Individual loans

Project Description	Beneficiary	Value (million)	Convergence	Transport project of common interest	Energy project of common interest	Environment and sustainable communities	Knowledge economy	SME
Construction and commissioning of three new metro line sections in Sofia	Sofia Municipality	105.0						
Expansion of existing mobile phone network	Bulgarian Telecommunications Company AD	100.0						
Upgrading and expansion of second-generation mobile telecommunications technology	Mobiltel EAD	75.0						

### Credit lines

Project Description	Beneficiary	Value (million)	Convergence	Transport project of common interest	Energy project of common interest	Environment and sustainable communities	Knowledge economy	SME
Financing of small and medium-scale projects	Raiffeisenbank (Bulgaria) EAD	36.0						
	Raiffeisen Leasing Bulgaria OOD	14.0						
	Société Générale Expressbank	10.0						
	Soglease Bulgaria EOOD	10.0						
	UniCredit Leasing AD	80.0						
	Cibank plc	25.0						

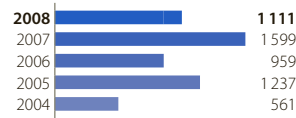




## Czech Republic

**Finance contracts signed: 1 111 million**

Individual loans: 761 million  
Credit lines: 350 million



### Individual loans

Description	Beneficiary	Value (million)	2008	2007	2006	2005	2004
Acquisition of twelve Airbus A320/319 aircraft to replace six old Boeing 737s under modernisation and development programme	České aerolinie, a.s.	210.0	█				
Road and rail investment schemes under operational programme for transport 2007-2013	Czech Republic	396.7	█				
Framework loan to Zlín Region for smaller-scale projects in transport (especially roads), education, social and health services, culture and tourism sectors	Zlínský kraj	20.2	█				
Municipal investment programme for water and wastewater facilities in city of Plzeň	Statutární město Plzeň	14.7	█				
Urban infrastructure development schemes in Ostrava	Statutární město Ostrava	119.0	█				

### Credit lines

Description	Beneficiary	Value (million)	2008	2007	2006	2005	2004
Financing of small and medium-scale projects	Volksbank CZ, a.s.	30.0	█				
	SG Equipment Finance Czech Republic s.r.o.	100.0	█				
	Česká spořitelna a.s.	50.0	█				
Financing of small and medium-scale infrastructure projects	UniCredit Bank Czech Republic, a.s.	100.0	█				
Lease financing of small and medium-scale projects	UniCredit Leasing CZ, a.s.	70.0	█				

## Denmark

**Finance contracts signed: 379 million**

Individual loans: 379 million



### Individual loans

Description	Beneficiary	Value (million)	2008	2007	2006	2005	2004
Expansion of Horns Rev offshore windfarm, south-west coast of Denmark	Dong Energy A/S	240.0	█				
RDI activities in medical sector (ostomy, urology, wound and skin care segments) in Denmark, and to a lesser extent, in France	Coloplast A/S	59.0	█				
RDI concerning development of new or improved catalyst and industrial process technologies in production of synthesis gas	Haldor Topsøe A/S	80.4	█				



## Germany

**Finance contracts signed: 6 919 million**

Individual loans: 4 904 million

Credit lines: 2 015 million

Year	Value (million)
2008	6 919
2007	6 536
2006	6 562
2005	7 040
2004	6 701



### Individual loans

Construction of new, clean-coal steam-cycle power plant designed for co-generation of heat and power using hard coal, in Karlsruhe	EnBW Energie Baden-Württemberg AG	500.0					
Installation of 35 photovoltaic power units on flat roofs of logistics centres at 28 locations in Germany and 7 in Spain	DCM Energy GmbH & Co. Solar 1 KG	50.0					
Investment in new and existing underground natural gas storage facilities in north-west Germany (Epe and Etze) and Upper Austria on German border	E.ON AG	285.0					
Expansion and modernisation of Berlin Schönefeld Airport	Flughafen Berlin-Schönefeld GmbH	400.0					
Extension of container terminal in port of Bremerhaven along river Weser	Freie Hansestadt Bremen	56.0					
Modernisation of urban transport system in Berlin	Berliner Verkehrsbetriebe (BVG)	38.0					
Reconstruction and expansion of major maritime lock at port of Bremerhaven	Freie Hansestadt Bremen	120.0					
Upgrading of Frankfurt Airport to accommodate A380 Airbus	Fraport AG Frankfurt Airport Services Worldwide	230.0					
Expansion of coverage and capacity of third-generation network (UMTS)	German Telecom Company	300.0					
Upgrading and extension of sewerage system of Entsorgungsverband Saar (EVS) in Saarland	Entsorgungsverband Saar	35.0					
Reconstruction and upgrading of sewerage systems in Hamburg and surrounding areas and modernisation of Köhlbrandhöft and Dradenau wastewater treatment plants	Hamburger Stadtentwässerung	30.0					
Financing of small and medium-scale infrastructure projects	KfW IPEX-Bank GmbH	100.0					
Research and development concerning float glass process technology and flat glass products in St. Helens, Merseyside (United Kingdom), and at two smaller R&D centres in Germany (Witten and Gelsenkirchen)	NSG UK Enterprises Ltd	8.1					
RDI activities focusing on formulation and carrier technologies for hospital care in Melsungen (Hessen)	German Pharmaceutical Company	30.0					
Design and production launch of two new passenger car models in Palmela (Portugal) and at R&D centre in Wolfsburg (Germany)	German Automotive Company	58.9					
Design and production launch of two new passenger car models in Palmela (Portugal) and at R&D centre in Wolfsburg (Germany)	German Automotive Company	36.1					
Construction of manufacturing facilities for polycrystalline silicon wafers for use as pre-product for photovoltaic cells and modules in Jena, Thuringia	Wacker Schott Solar GmbH	200.0					
Production of polycrystalline silicon wafers for use as pre-product for photovoltaic cells and modules in Freiberg, Saxony	Solarworld AG	75.0					
R&D activities concerning eight oncology drugs currently in clinical development in Berlin	German Pharmaceutical Company	450.0					
R&D activities combining leading-edge technologies and clinical trials of medical devices in Israel, United States, Europe and Asia	Special purpose entity/fund	3.3					
Research and engineering activities concerning automotive engine and transmission systems	German Automotive Company	400.0					
Construction, modernisation and equipping of R&D infrastructure for group's pharmaceutical operations in Europe	Sanofi-aventis	3.7					
Funded risk sharing facility for financing RDI projects	KfW IPEX-Bank GmbH	100.0					
Promotion of public research and investment in technology infrastructure and equipment in City State of Berlin	Land Berlin	300.0					



Financing of basic public-sector research in Federal State of Mecklenburg-Western Pomerania	Land Mecklenburg-Vorpommern	300.0						
Renovation and expansion of hospital buildings and upgrading of equipment in Free State of Thuringia	Freistaat Thüringen	120.0						
Refurbishment and construction of 32 schools in south Hamburg	Freie und Hansestadt Hamburg	150.0						
Financing of student loans exclusively to pay tuition fees of universities and higher education institutions in Federal State of North-Rhine Westphalia	NRW Bank	125.0						
Renovation of existing school infrastructure and creation and enlargement of all-day schools and pre-school facilities in Federal State of North Rhine-Westphalia	Land Nordrhein-Westfalen	400.0						

### Credit lines

Financing of small and medium-scale projects	DZ BANK AG Deutsche Zentral-Genossenschaftsbank	150.0						
	Commerzbank AG	100.0						
	Landesbank Hessen-Thüringen Girozentrale	300.0						
Financing of medium-scale projects	Landesbank Baden-Württemberg	100.0						
Financing of small-scale projects in human capital and regional development sectors in Federal State of Brandenburg	Investitionsbank des Landes Brandenburg	250.0						
Financing of small and medium-scale infrastructure projects	Deutsche Kreditbank AG	75.0						
	Commerzbank AG	300.0						
	Landesbank Hessen-Thüringen Girozentrale	190.0						
	Thüringer Aufbaubank	50.0						
Financing of small and medium-scale energy projects	Commerzbank AG	50.0						
		50.0						
Financing of small and medium-scale infrastructure projects in Federal State of Schleswig-Holstein	Investitionsbank Schleswig-Holstein	100.0						
Financing of renewable energy projects carried out by SMEs	Landwirtschaftliche Rentenbank	200.0						
Deficiency guarantee under SFF in support of SME programme	Acceptable Corporate(s)	100.0						

## Estonia

**Finance contracts signed: 87 million**

Individual loans: 57 million  
Credit line: 30 million



### Individual loans

Project Description	Beneficiary	Value (million)	Convergence	Transport project of common interest	Energy project of common interest	Environment and sustainable communities	Knowledge economy	SME
Small and medium-scale road schemes in Tallinn	City of Tallinn	32.0						
Acquisition of ro-pax ferry for Tallinn-Helsinki route	Tallink Fast Ltd	25.0						

### Credit line

Financing of projects of mid-cap companies	AS Hansapank	30.0						
--	--------------	------	--	--	--	--	--	--

## Ireland

**Finance contracts signed: 450 million**

Individual loans: 450 million



### Individual loans

Project Description	Beneficiary	Value (million)	Convergence	Transport project of common interest	Energy project of common interest	Environment and sustainable communities	Knowledge economy	SME
Construction of 430MW combined-cycle gas turbine unit for more efficient electricity generation in Whitegate (Cork)	Electricity Supply Board	175.0						
Development of new pier and associated works at Dublin Airport	Dublin Airport Authority	200.0						
Construction of facilities to house research and training activities in biomedical field at University of Dublin (Trinity College)	Trinity College Dublin	75.0						

## Greece

**Finance contracts signed: 1 165 million**

Individual loans: 980 million  
Credit lines: 185 million



### Individual loans

Project Description	Beneficiary	Value (million)	Convergence	Transport project of common interest	Energy project of common interest	Environment and sustainable communities	Knowledge economy	SME
Power transmission and distribution	Public Power Corporation S.A.	140.0						
Construction of natural gas-fired combined cycle power plant near Aliveri on west coast of Evia island	Public Power Corporation S.A.	140.0						
Extension of Athens metro network	Attiko Metro SA	300.0						
Construction of first line of Thessaloniki's metro system	Attiko Metro SA	200.0						
Construction of 2x2 lane motorway (from Korinthos to Patras and from Patras to Tsakona) and maintenance of existing motorway from Elefsina to Korinthos	Olympia Odos S.A.	200.0						



## Credit lines

			↶	↷	⚡	⚙️	🏠
Financing of small and medium-scale projects	Pancretan Cooperative Bank	35.0					
Financing of small and medium-scale infrastructure projects	Piraeus Bank S.A.	150.0					

## Spain

**Finance contracts signed: 8 573 million**

Individual loans: 6 968 million

Credit lines: 1 605 million

2008	8 573
2007	7 154
2006	7 647
2005	7 600
2004	6 751



## Individual loans

			↶	↷	⚡	⚙️	🏠
Upgrading and extension of national electricity transmission network and international interconnections	Red Eléctrica de España SA	125.0					
Construction of two concentrating solar thermal power plants in Sanlúcar la Mayor, west of Seville	Solar Processes SA	53.4					
Construction of two concentrating solar thermal power plants in Sanlúcar la Mayor, west of Seville	Sanlúcar Solar S.A.	24.5					
Construction and operation of second concentrating solar thermal power plant in Granada	Andasol-2 Central Termosolar Dos, S.A.	13.0					
Investment programme concerning nine wind farms generating renewable energy in Castilla-La Mancha, Castilla y León, Andalusia and Galicia	Special purpose entity/fund	50.0					
Installation of 35 photovoltaic power units on flat roofs of logistics centres at 28 locations in Germany and 7 in Spain	DCM Energy GmbH & Co. Solar 1 KG	26.9					
Upgrading and expansion of electricity transmission and distribution networks throughout Spain	Endesa S.A.	300.0					
Upgrading and extension of gas transmission network in Spain	Enagas SA	350.0					
Construction and operation of two large-scale concentrated solar thermal power plants in Sanlúcar la Mayor, province of Seville (Andalusia)	Solnova Electricidad, S.A.	55.0					
	Solnova Electricidad Tres, S.A.	55.0					
Financing of small and medium-scale projects in photovoltaic plants	Banco Guipuzcoano S.A.	50.0					
Upgrading and expansion of electricity sub-transmission and distribution network throughout Spain	Iberdrola SA	600.0					
Construction of two expressway sections in Extremadura region	Comunidad Autónoma de Extremadura	100.0					
Construction of motorway linking towns of Eibar and Vitoria in Guipúzcoa and Alava provinces respectively (Basque Country)	Territorio Histórico de Guipúzcoa	100.0					
Renewal, upgrading and expansion of air traffic control system	Ente Público de Aeropuertos Españoles y Navegación Aérea – AENA	50.0					
Construction of high-speed railway line between Madrid and Valladolid	Administrador de infraestructuras ferroviarias	200.0					
Acquisition of 142 metro train sets for Madrid region	Metropolitana de Madrid S.A.	50.0					
Expansion and upgrading of port of La Coruña	Autoridad Portuaria de A Coruña	40.0					
Medium-scale rail infrastructure projects to modernise and upgrade regional metric rail network in Basque region	Comunidad Autónoma del País Vasco	50.0					
Acquisition and renewal of rolling stock for regional rail network of Basque region	Comunidad Autónoma del País Vasco	150.0					
Improvements to railway infrastructure	Ferrocarriles de Vía Estrecha (Feve)	75.0					

Expansion of Alicante and Malaga airports	Ente Público de Aeropuertos Españoles y Navegación Aérea – AENA	500.0													
Upgrading and improvement of access to inland port of Seville	Autoridad Portuaria de Sevilla	50.0													
Renovation and upgrading of road infrastructure in Castilla y León region	Comunidad Autónoma de Castilla y León	61.3													
Reconstruction and upgrading of 1 522 km of national expressways 1, 2, 3 and 4	Kingdom of Spain	211.1													
Extension of intermodal freight handling terminal at Port of Barcelona	Centro Intermodal de Logística SA	50.0													
Acquisition of 39 new trains and addition of 20 passenger coaches to existing trains to improve current transport services on Valencia's underground network	Comunidad Valenciana	175.0													
Construction of 7 km tram line in Alicante	Comunidad Valenciana	58.0													
Construction of new tram line in Valencia	Comunidad Valenciana	50.0													
Acquisition of suburban trains and ERTMS (European Rail Traffic Management System) equipment	Renfe-Operadora	190.0													
Acquisition of air and maritime equipment for natural disaster prevention and alleviation	Sociedad de Salvamento y Seguridad Marítima	70.0													
Construction of high-speed railway line between Madrid and Valladolid (TEN)	Administrador de infraestructuras ferroviarias	750.0													
Upgrading of infrastructure at Malaga Airport	Ente Público de Aeropuertos Españoles y Navegación Aérea – AENA	250.0													
Construction of 24 km motorway section bypassing Toledo	Comunidad Autónoma de Castilla-La Mancha	55.0													
Extension of two lines of Madrid's underground rail network	Madrid Infraestructuras del Transporte	122.8													
Construction of extension to existing port of Valencia	Autoridad Portuaria de Valencia	250.0													
Construction of metro line 9 in Barcelona	Generalitat de Catalunya	300.0													
Expansion of new UMTS broadband mobile telephony network throughout Spain and coverage of poorly served rural areas	Telefónica SA	75.0													
Construction and modernisation of wastewater treatment infrastructure throughout Valencia region	Comunidad Valenciana	50.0													
Expansion and upgrading of water supply, treatment and transmission network in Barcelona province	Aguas Ter-Llobregat	136.0													
Investment in cultural, healthcare and social facilities and i2i infrastructure in Castilla-La Mancha region	Comunidad Autónoma de Castilla-La Mancha	6.0													
Modernisation and expansion of Barcelona trade fair facilities	Fira 2000 S.A.	62.0													
Improvement of regional social housing stock and urban renewal works in 30 towns in Andalusia	Comunidad Autónoma de Andalucía	50.0													
Pharmaceuticals research and development at new centre in Barcelona	Grupo Ferrer Internacional, S.A.	70.0													
Conversion of existing paper mill to use 100% waste paper and RDI activities to improve manufacturing of corrugated board and new products in Vénizel, France, and El Burgo de Ebro, Spain	Sociedad Anónima Industrias Celulosa Aragonesa	1.3													
Conversion of existing paper mill to use 100% waste paper and RDI activities to improve manufacturing of corrugated board and new products in Vénizel, France, and El Burgo de Ebro, Spain	La Rochette Venizel	6.2													
RDI activities focusing on mechanical and electrical components of wind turbines at Gamesa plant (Pamplona)	Gamesa Corporación Tecnológica	140.0													
Investment in cultural, healthcare and social facilities and i2i infrastructure in Castilla-La Mancha region	Comunidad Autónoma de Castilla-La Mancha	114.0													
Expansion of two science parks in Orense and Vigo and construction of new park in Santiago de Compostela, Galicia	Comunidad Autónoma de Galicia	45.0													
Construction, modernisation and equipping of R&D infrastructure for groups pharmaceutical operations in Europe	Sanofi-aventis	1.2													



Construction of schools and healthcare centres in Catalonia	Generalitat de Catalunya	115.0						
Construction of two hospitals in Murcia	Comunidad Autónoma de la Región de Murcia	100.0						
Upgrading of primary, secondary and vocational educational facilities in Valencia region	Construcciones e Infraestructuras Educativas de la Generalitat Valenciana – CIEGSA	300.0						
Construction of new Hospital Sant Boi, in Sant Boi de Llobregat, and upgrading of children's hospital in Esplugues de Llobregat, around 20 km from Barcelona, Catalonia	Orden Hospitalaria de San Juan de Dios – Provincia de Aragón	35.0						

### Credit lines

Financing of small and medium-scale projects	Agencia de Innovación y Desarrollo de Andalucía	25.0						
	Caixa d'Estalvis de Catalunya Caja de Ahorros de Cataluña	200.0						
	Banco Santander SA	100.0						
	Institut Català de Finances	50.0						
	Banco Pastor, S.A.	200.0						
	Bankinter SA	200.0						
	Banco Bilbao Vizcaya Argentaria SA	200.0						
	Caja de Ahorros y Pensiones de Barcelona La Caixa	200.0						
	Caja de Ahorros y Monte de Piedad de Madrid	200.0						
Financing of small and medium-scale projects in Castilla-La Mancha	Instituto de Finanzas de Castilla-La Mancha SA	50.0						
Financing of small and medium-scale projects carried out by SMEs in Castilla y León	Ade Financiación S.A.	30.0						
Financing of small and medium-scale projects in Valencia region	Instituto Valenciano de Finanzas	100.0						
Financing of small and medium-scale projects in photovoltaic plants	Banco Guipuzcoano S.A.	50.0						



## France

**Finance contracts signed: 4 651 million**

































Individual loans: 3 301 million

Credit lines: 1 350 million

2008		4 651
2007		4 138
2006		4 400
2005		4 179
2004		4 247



### Individual loans

								
Replacement of obsolete uranium enrichment facility in Tricastin, Rhône Valley (south-east France)	Société d'enrichissement du Tricastin	200.0						
Framework loan to finance small and medium-scale energy projects	Crédit Agricole SA	250.0						
Construction of A19 motorway between Courtenay and Artenay (Loiret department)	French Republic	200.0						
Construction of first phase of tramway network serving city and region of Marseille (Provence-Alpes-Côte d'Azur)	Communauté urbaine Marseille Provence Métropole	27.0						
Construction of first tramway line in city of Le Mans (Loire region)	Le Mans Métropole - Communauté urbaine	14.0						
Completion of A86 motorway around Paris conurbation through construction of 10 km tunnel link for light vehicles between Rueil-Malmaison and Pont Colbert	Compagnie Financière et Industrielle des Autoroutes	250.0						
Construction of tram and bus network in metropolitan area of Reims (Champagne-Ardenne)	Communauté d'agglomération de Reims	107.6						
Construction of section of A88 motorway between Falaise West and Sées (Lower Normandy)	French Republic	102.5						
Construction of two new container terminals in Fos, Port of Marseille (Bouches-du-Rhône)	Grand Port Maritime de Marseille	100.0						
Construction of S4 satellite building at Paris Charles de Gaulle (Paris-CDG) airport and related infrastructure	Aéroports de Paris	200.0						
Construction of second tramway line in Orléans (Centre Region)	Communauté d'agglomération Orléans Val de Loire	75.0						
Acquisition of rolling stock for regional rail transport (TER) in Upper Normandy region	Région Haute-Normandie	100.0						
Construction and operation of urban waste incineration plant in Issy-les-Moulineaux (Greater Paris area)	Syndicat intercommunal de traitement des ordures ménagères de l'agglomération parisienne	57.5						
Framework loan for financing public investment in water and wastewater sectors	Crédit Agricole SA	50.0						
Urban and social regeneration operations throughout France	Local authorities	500.0						
R&D activities concerning product design and tyre manufacturing methods for wide range of vehicles in Ladoux (Auvergne)	Compagnie générale des établissements Michelin SCA	300.0						
RDI activities relating to components for aerospace and automotive sectors at Saint-Ouen-l'Aumône site (near Paris) and in Izmir (Turkey)	Lisi	27.5						
Conversion of existing paper mill to use 100% waste paper and RDI activities to improve manufacturing of corrugated board and new products in Vénizel, France, and El Burgo de Ebro, Spain	Sociedad Anónima Industrias Celulosa Aragonesa	6.2						
Conversion of existing paper mill to use 100% waste paper and RDI activities to improve manufacturing of corrugated board and new products in Vénizel, France, and El Burgo de Ebro, Spain	La Rochette Venizel	30.1						
R&D activities combining leading-edge technologies and clinical trials of medical devices in Israel, United States, Europe and Asia	Special purpose entity/fund	3.3						
Construction, modernisation and equipping of R&D infrastructure for group's pharmaceutical operations in Europe	Sanofi-aventis	140.0						
Upgrading of Tours Regional and University Hospital	Centre Hospitalier Universitaire de Tours	30.0						
Upgrading and rationalisation of Nantes University Hospital	Centre Hospitalier Universitaire de Nantes	20.0						





Construction of new D'Estaing Hospital and upgrading of existing facilities at Clermont-Ferrand University Hospital (Auvergne)	Centre Hospitalier Universitaire de Clermont-Ferrand	30.0						
Reconstruction and modernisation of Marseille hospitals (Provence-Alpes-Côte d'Azur region)	Assistance Publique - Hôpitaux de Marseille	80.0						
Modernisation of healthcare institutions (hospitals and nursing homes) throughout France	Hospitals	100.0						
Construction of new hospital on outskirts of Orléans, Centre Region	Centre Hospitalier Régional d'Orléans	150.0						
Modernisation of Amiens University Hospital	Centre Hospitalier Universitaire d'Amiens	150.0						

### Credit lines

Financing of small and medium-scale projects	Crédit du Nord SA	50.0						
	Société Générale	300.0						
	Caisse Interfédérale de Crédit Mutuel	120.0						
	Crédit Agricole SA	100.0						
Financing of investment by very small and micro firms	Caisse Nationale des Caisses d'Épargne et de Prévoyance	100.0						
Financing of small and medium-scale projects promoted mainly by SMEs (including microcredit) and non-profit organisations	Crédit Coopératif S.C.A.	50.0						
Financing of small and medium-scale projects promoted by SMEs	Caisse Interfédérale de Crédit Mutuel	60.0						
Financing of small and medium-scale projects exclusively promoted by SMEs	Banque Fédérative du Crédit Mutuel	110.0						
Financing of business start-up support programme	OSEO Financement	60.0						
Financing of small and medium-scale projects promoted by SMEs in industrial and services sectors in France	BNP Paribas	300.0						
Financing of innovative projects undertaken by SMEs via Innovation Development Contract facility	OSEO Financement	100.0						


**Finance contracts signed: 8 280 million**
**Individual loans: 5 390 million**
**Credit lines: 2 890 million**

Year	Value (million)
2008	8 280
2007	5 609
2006	5 161
2005	6 394
2004	6 014


**Individual loans**

Extension and modernisation of gas, electricity and heating distribution networks in Greater Milan and surrounding districts	A2A SpA	200.0						
Laying of 420 km-long high-voltage submarine cable with capacity of 1000 MW between Sardinia and mainland Italy	TERNA – Trasmissione Elettricità Rete Nazionale S.p.A.	300.0						
Construction of natural gas-fired combined cycle power plant in Riva del Garda (Trento)	Alto Garda Power S.r.l.	26.0						
Construction of combined heat and power plant and auxiliary steam-only generation plant and expansion of district heating network in Turin	Iride Energia S.p.A.	100.0						
Upgrading and rehabilitation of Fiumicino airport (Lazio)	Aeroporti di Roma S.p.A.	80.0						
Extension of terminal and construction of new logistics centre at Malpensa airport	Società Esercizi Aeroportuali S.p.A.	60.0						
Fleet modernisation and acquisition of four new ro-pax ferries from Fincantieri shipyard, Castellammare di Stabia, Italy	Atlantica S.p.A. di Navigazione	81.0						
Widening of existing motorway in both directions from 2x2 to 2x3 lanes between cities of Rimini and Porto Sant'Elpidio (155 km) and construction of new facilities	Autostrade per l'Italia S.p.A.	1 000.0						
Acquisition of new multi-purpose roll-on/roll-off vessels for use on Europe-West Africa and Europe-South America routes	Industria Armamento Meridionale S.p.A. (INARME)	30.0						
RDI activities focusing on new technologies and advanced network architectures	Telecom Italia S.p.A.	200.0						
Roll-out of converged fixed-mobile broadband telecoms network throughout Italy	Vodafone Omnitel NV	350.0						
Programme of investment schemes in Campania in fields of environment, tourism, urban development, quality of life, accessibility and transport	Regione Campania	1 000.0						
Programme of investment schemes in Calabria in fields of energy, environment, networks, mobility and SMEs	Regione Calabria	400.0						
Water supply and wastewater collection and treatment schemes in Emilia-Romagna	Enia S.p.A.	100.0						
Construction of waste incinerator in south of Turin province	Trattamento Rifiuti Metropolitani S.p.A.	273.0						
Modernisation of drinking water supply networks in Turin province	Società Metropolitana Acque Torino S.p.A.	80.0						
Improvement of water and sanitation networks in province of Rome	ACEA ATO 2	200.0						
Infrastructure schemes supporting sustainable development of small and medium-sized local authorities in Emilia-Romagna region	Banca Infrastrutture Innovazione e Sviluppo S.p.A.	55.0						
Renovation and upgrading of the country's 13 main railway stations	Grandi Stazioni S.p.A.	150.0						
Framework loan for financing infrastructure projects fostering integrated and sustainable development in province of Rome	Provincia di Roma	90.0						
Improvement of urban infrastructure in Venice	Edilveneziana S.p.A.	22.4						
	Azienda Servizi Mobilità S.p.A.	30.0						
	Venezia Informatica e Sistemi - Venis S.p.A.	6.5						
Infrastructure aimed at improving urban environment and quality of life for Florence's residents and visitors	Comune di Firenze	100.0						
R&D activities to develop technologies and products for next generation of power semiconductors	St Microelectronics NV	250.0						



			↖	↗	↘	↙	↕	↔	↕	↕
R&D activities combining leading-edge technologies and clinical trials of medical devices in Israel, United States, Europe and Asia	Special purpose entity/fund	3.3								
R&D concerning development of safer and more environmentally friendly two-wheeled powered vehicles and three/four-wheeled light commercial vehicles at Pontedera and Noale sites	Piaggio & C., S.p.A.	150.0								
Upgrading and rationalisation of teaching and research facilities at University of Verona	Università degli Studi di Verona	2.5								
Construction of clinical research centre for oncological hadrontherapy in Pavia	Centro Nazionale Adroterapia Oncologica	40.0								
Construction, modernisation and equipping of R&D infrastructure for group's pharmaceutical operations in Europe	Sanofi-aventis	2.4								
Upgrading and rationalisation of teaching and research facilities at University of Verona	Università degli Studi di Verona	7.5								

### Credit lines

Financing of small and medium-scale projects	Banca Popolare di Vicenza	130.0								
	Cassa di Risparmio di Prato S.p.A.									
	Banca Nuova S.p.A.									
	Mediobanca - Banca di Credito Finanziario S.p.A.	200.0								
	Banca Piccolo Credito Valtellinese S.c.	100.0								
	Credito Artigiano S.p.A.									
	Credito Siciliano S.p.A.									
	Banca dell'Artigianato e dell'Industria S.p.A.									
	Mediocredito S.p.A.									
	Credito Piemontese S.p.A.									
	Cassa di Risparmio di Ferrara S.p.A.	270.0								
	Unicredito Italiano S.p.A.	300.0								
	Locat S.p.A.									
	BNP Paribas Lease Group S.p.A.	140.0								
Banca Nazionale del Lavoro S.p.A.	60.0									
Banca Popolare dell'Emilia Romagna	100.0									
Banca Popolare di Ravenna S.p.A.										
Banca CRV Cassa di Risparmio di Vignola S.p.A.										
Eurobanca del Trentino S.p.A.										
Banca Popolare dell'Emilia Romagna	100.0									
Sardaleasing - Società di Locazione Finanziaria S.p.A.										
Financing of small and medium-scale leasing operations	Credemleasing S.p.A.	100.0								
Financing of investments implemented by mid-cap companies	Intesa Sanpaolo S.p.A.	50.0								
	Banca Intesa Mediocredito S.p.A.	50.0								
Lease financing of small and medium-scale projects	Banca delle Marche	300.0								
Financing of small and medium-scale sustainable community projects, especially urban renewal and health schemes	Dexia Crediop S.p.A.	150.0								

Financing of small and medium-scale energy projects, with emphasis on renewables	Cassa di Risparmio di Ferrara S.p.A.	30.0							
Financing, via long or medium-term loans, of small and medium-scale projects	Mediocredito Trentino-Alto Adige S.p.A.	60.0							
Financing of small and medium-scale environmental protection schemes	Intesa Sanpaolo S.p.A.	100.0							
	Banca Infrastrutture Innovazione e Sviluppo S.p.A.	100.0							
Financing of small and medium-scale projects through term loans and leasing	Unione Di Banche Italiane S.c.p.a. Centrobanca – Banca di Credito Finanziario e Mobiliare S.p.A. UBI Leasing SpA	300.0							
Lease financing of small and medium-scale projects	MPS Leasing & Factoring, Banca per i servizi finanziari alle imprese S.p.A. Banca Monte dei Paschi di Siena S.p.A. MPS Commerciale Leasing S.p.A.	250.0							

## Cyprus

**Finance contracts signed:** 30 million

Individual loan: 30 million



### Individual loan

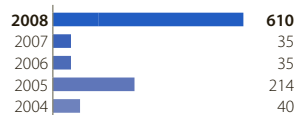
Construction and operation of internal combustion engine power plant on site of Dekeleia power station in Cyprus	Electricity Authority of Cyprus	30.0							

## Latvia

**Finance contracts signed:** 610 million

Individual loans: 600 million

Credit line: 10 million



### Individual loans

Strengthening and modernisation of medium voltage (MV) and low voltage (LV) electricity distribution network throughout Latvia	Latvenergo	100.0							
Cofinancing of priority investments under 2007-2013 National Strategic Reference Framework (NSRF)	Republic of Latvia	500.0							

### Credit line

Financing of projects of mid-cap companies	AS Hansapank	10.0							
--	--------------	------	--	--	--	--	--	--	--



## Lithuania

**Finance contracts signed:** 10 million

**Credit line:** 10 million



### Credit line

Project Description	Beneficiary	Amount (million)	Category 1	Category 2	Category 3	Category 4	Category 5
Financing of projects of mid-cap companies	AS Hansapank	10.0					

## Luxembourg

**Finance contracts signed:** 40 million

**Individual loan:** 40 million



### Individual loan

Project Description	Beneficiary	Amount (million)	Category 1	Category 2	Category 3	Category 4	Category 5
R&D activities concerning automotive safety applications	I.E.E. International Electronics & Engineering S.A.	40.0					

## Hungary

**Finance contracts signed:** 1 525 million

**Individual loans:** 1 335 million

**Credit lines:** 190 million



### Individual loans

Project Description	Beneficiary	Amount (million)	Category 1	Category 2	Category 3	Category 4	Category 5
Framework loan for financing small-scale road projects aimed at improving regional accessibility in Hungary	Republic of Hungary	120.0					
Construction of motorway between Dunaújváros and Szekszárd on M6 corridor	Republic of Hungary	200.0					
Extension of rural coverage of third-generation (3G) network for provision of broadband (high-speed) mobile telephone services	Magyar Telekom Tavközlesli Nyrt.	200.0					
Support for regional operational programmes of Central Hungary, Central Transdanubia, West Pannon and North Hungary	Republic of Hungary	300.0					
Framework loan for financing sustainable urban development projects undertaken by town of Pécs	Republic of Hungary	11.0					
Framework loan for financing sustainable urban development projects undertaken by town of Pécs	Municipality of Pécs	39.0					
Production capacity expansion, upgrading of manufacturing facilities and R&D concerning household electrical appliances in Poland, Sweden, Hungary and Romania	Electrolux AB	15.0					
R&D activities combining leading-edge technologies and clinical trials of medical devices in Israel, United States, Europe and Asia	Special purpose entity/fund	3.3					
Construction of production line for containerboard based on recovered paper in plant in Dunaújváros, south of Budapest	Hamburger Hungária Kft.	78.3					

			↖	↔	↗	⚡	≈	🏠
RDI activities concerning new generic and biosimilar drug compounds in Hungary, Netherlands, United Kingdom and Israel	TEVA Gyógyszergyár Zrt.	48.5						
R&D, science, technology and innovation activities	Public Entity(ies)	137.5						
R&D, science, technology and innovation activities	Acceptable Corporate(s)	137.5						
Co-financing, with European Commission funds, of priority investments in health sector	Republic of Hungary	45.0						

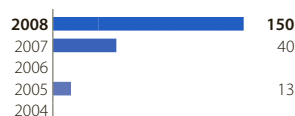
### Credit lines

Financing of small and medium-scale infrastructure projects	Magyarországi Volksbank Zrt.	30.0						
	MKB Bank Zrt.	20.0						
	Central European International Bank Ltd	50.0						
Financing of small and medium-scale projects	HVB Bank Hungary Zrt.	40.0						
	Unicredit Leasing Hungary Pénzügyi Szolgáltató Zrt.	50.0						

## Malta

**Finance contracts signed:** 150 million

Individual loan: 150 million



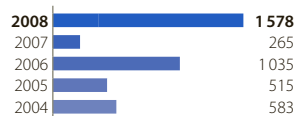
### Individual loan

			↖	↔	↗	⚡	≈	🏠
Modernisation of thermal power supply system and upgrading of Malta's network	Enemalta Corp.	150.0						

## Netherlands

**Finance contracts signed:** 1 578 million

Individual loans: 1 578 million



### Individual loans

			↖	↔	↗	⚡	≈	🏠
Construction of submarine power cable across North Sea to link Dutch and Norwegian power grids	Statnett SF	140.0						
Construction of LNG terminal at port of Rotterdam	Gate Terminal BV	342.3						
Establishment of fund to purchase carbon credits generated by Kyoto Protocol compliant projects	Special purpose entity/fund	50.0						
Expansion and de-bottlenecking of Dutch gas transmission system, comprising laying of 300 km of gas pipelines and construction of two compressor stations	Nederlandse Gasunie NV	375.0						
Construction of two combined cycle gas-fired units in Lelystad-Flevoland (Netherlands), combined cycle gas-fired unit in Amercoeur-Hainaut and blast furnace residue gas-fired unit at Arcelor plant in Ghent (Belgium)	Electrabel Sa = Electrabel Nv	225.0						



			↖	⇌	⚡	≈	🏠	🏡
Equity and quasi-equity investments in energy projects	Special purpose entity/fund	6.3						
Construction of second Coen tunnel and new access motorways, and rehabilitation of existing tunnel on western part of Amsterdam ring road	Kingdom of the Netherlands	193.8						
Construction and expansion of container terminals and creation of chemicals and distribution sites at port of Rotterdam	Havenbedrijf Rotterdam NV	100.0						
Modernisation and extension of non-hazardous municipal and commercial solid waste incineration plant in Dordrecht (South Holland)	Huisvuilcentrale Noord-Holland NV	80.0						
R&D activities combining leading-edge technologies and clinical trials of medical devices in Israel, United States, Europe and Asia	Special purpose entity/fund	3.3						
RDI activities concerning new generic and biosimilar drug compounds in Hungary, Netherlands, United Kingdom and Israel	TEVA Gyógyszergyár Zrt.	43.5						
Equity and quasi-equity investments in energy projects	Special purpose entity/fund	18.8						

## Austria

**Finance contracts signed: 1 318 million**

Individual loans: 1 163 million  
Credit lines: 155 million

2008	1 318
2007	1 070
2006	1 355
2005	968
2004	943



			↖	⇌	⚡	≈	🏠	🏡
Construction and operation of underground pumped-storage hydropower plant near Kaprun in Austrian Alps	VERBUND-Austrian Hydro Power AG	40.0						
Construction of high-voltage line between Burgenland and Graz on priority TEN-E	VERBUND-Austrian Power Grid AG	90.0						
Investment in new and existing underground natural gas storage facilities in north-west Germany (Epe and Etze) and Upper Austria on German border	E.ON AG	215.0						
Construction of priority TEN railway section between Vienna and St Pölten (Westbahn)	OEBB-Infrastruktur Bau AG	200.0						
Construction of new main railway station in Vienna at junction of TEN-T railway corridors, replacing existing terminal stations	OEBB-Infrastruktur Bau AG	200.0						
Upgrading of broadband telecoms infrastructure in rural areas	Telekom Austria AG	125.0						
Fifth phase of rehabilitation and upgrading programme for rental social housing stock of Wiener Wohnen to bring it up to contemporary housing quality standards	Stadt Wien – Wiener Wohnen	105.0						
Rebuilding and capacity expansion of pulp mill in Pöls, Styria	Zellstoff Pöls AG	25.0						
R&D in fields of powertrain technologies and related instrumentation and testing systems	AVL LIST GmbH	20.0						
RDI activities focused on leading-edge technologies for semiconductor manufacturing and thin wafer manufacturing processes and tools in Villach	Infineon Technologies Austria AG	40.0						
RDI activities focusing on physical and metallurgical properties of new products	Böhler-Uddeholm AG	100.0						
R&D activities combining leading-edge technologies and clinical trials of medical devices in Israel, United States, Europe and Asia	Special purpose entity/fund	3.3						

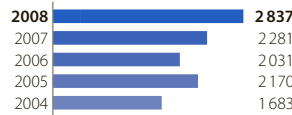
### Credit lines

Financing of small and medium-scale projects	Raiffeisen Zentralbank Österreich AG	25.0						
	Investkredit Bank AG	30.0						
	Raiffeisen Zentralbank Österreich AG	50.0						
Financing of small and medium-scale public sector projects	Kommunalkredit Austria AG	50.0						

## Poland

**Finance contracts signed: 2 837 million**

Individual loans: 2 601 million  
Credit lines: 236 million




### Individual loans

Second section of A1 motorway (TEN-T) forming part of Gdansk-Katowice-Brno-Vienna motorway corridor	Gdansk Transport Company SA	575.0						
Reconstruction and upgrading of E65 railway line linking Warsaw and Gdansk (priority TEN-T corridor VI)	PKP Polskie Linie Kolejowe SA	400.0						
Framework loan for financing small and medium-scale infrastructure projects in Voivodship of Mazovia	Województwo Mazowieckie	88.0						
Investment programme comprising numerous small and medium-scale urban road schemes in Warsaw	Miasto Stołeczne Warszawa	118.2						
Small and medium-scale urban road schemes in Poznań	City of Poznań	47.7						
Modernisation and extension of sewerage infrastructure in Warsaw	Miejskie Przedsiębiorstwo Wodociągów i Kanalizacji m. st. Warszawy S.A.	317.9						
Financing of multi-sectoral small and medium-scale projects in city of Bydgoszcz	Bydgoszcz	63.9						
Construction of new containerboard production line at group's existing pulp and paper mill in Swiecie	Mondi Świecie S.A.	140.6						
Construction of truck and bus tyre plant in Stargard Szczecinski (north-west Poland)	Bridgestone Stargard Sp. z.o.o.	100.0						
Production capacity expansion, upgrading of manufacturing facilities and R&D; concerning household electrical appliances in Poland, Sweden, Hungary and Romania	Electrolux AB	150.0						
Public scientific and university-based research	Republic of Poland	600.0						

### Credit lines

Financing of small-scale investment projects carried out by micro-enterprises	Roof Poland Sp. z.o.o.	29.5						
Financing of small and medium-scale infrastructure projects	Dexia Kommunalkredit Bank AG	75.0						
	Bank Gospodarstwa Krajowego	100.0						
	BRE Bank Hipoteczny SA	31.2						



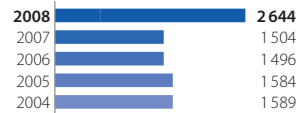


## Portugal

**Finance contracts signed: 2 644 million**

Individual loans: 2006 million

Credit lines: 638 million



### Individual loans

Expansion of power generation capacity and upgrading of transmission and distribution networks in archipelago of Madeira	EEM Empresa de Electricidade da Madeira SA	25.0					
Construction and operation of 862 MWe natural gas-fired combined cycle (CCGT) power plant near Lares/Figueira da Foz, central Portugal	EDP - Energias de Portugal SA	50.0					
Participation in new fund investing in renewable energy and infrastructure projects in Portugal	ESPIRITO SANTO INFRASTRUCTURE FUND-I (SPV)	15.0					
Construction of natural gas-fired industrial cogeneration plant on site of Porto refinery	Galp Energia SGPS SA	50.0					
Upgrading and extension of electricity transmission network throughout Portugal	REN - Rede Eléctrica Nacional, SA	250.0					
Construction of light metro system in Porto	Metro do Porto SA	60.0					
Construction of 76 km of toll motorway and upgrading of existing roads in south-east suburbs of Porto	AEDL - Auto-estradas do Douro Litoral, S.A.	350.0					
Construction and widening of A4/IP4 motorway link between Amarante (Geraldês) and Vila Real (Parada de Cunhos)	Auto-Estrada do Marão SA	200.0					
Modernisation and electrification of part of Beira Baixa railway line and implementation of small railway infrastructure improvement schemes	Rede Ferroviária Nacional - REFER EP	160.0					
Upgrading to dual two-lane standard of IP4 motorway on TEN-T network between Vila Real and Spanish border at Quintanilha (north-east Portugal)	Auto-estradas XXI - subcessionária transmontana s.a. (spv)	289.0					
Extension and upgrading to digital broadband of fixed telephone lines using DSL and ATM technologies	PT Comunicações SA	90.0					
Construction and operation of several facilities and equipment for mechanical biological treatment, composting and anaerobic digestion of solid organic waste	Suldouro - Valorização e Tratamento de Resíduos Sólidos Urbanos, S.A.	31.7					
	Valorlis - Valorização e Tratamento de Resíduos Sólidos, S.A.	15.8					
	Valnor - Valorização e Tratamento de Resíduos Sólidos, S.A.	10.6					
	Amarsul - Valorização e Tratamento de Resíduos Sólidos, S.A.	39.6					
	Algar - Valorização e Tratamento de Resíduos Sólidos, S.A.	34.3					
Urban regeneration and social housing projects throughout Portugal	Instituto da Habitação e da Reabilitação Urbana I.P.	50.0					
Design and production launch of two new passenger car models in Palmela (Portugal) and at R&D centre in Wolfsburg (Germany)	Autoeuropa Automóveis Lda.	96.1					
Design and production launch of two new passenger car models in Palmela (Portugal) and at R&D centre in Wolfsburg (Germany)	Volkswagen AG	58.9					
Construction of two new chlorine and nitric acid production units and expansion of existing mononitrobenzene (MNB) and aniline plants in Estarreja (Central Portugal)	CUF - Químicos Industriais S.A.	60.0					
Construction and operation of production facilities for wind turbines in Viana do Castelo	Enerconpor - Energias Renováveis de Portugal Lda	26.1					
Construction and operation of production facilities for wind turbines in Viana do Castelo	ENEOP 3 - Desenvolvimento de Projecto Industrial, S.A.	44.3					

Credit line:			←	→	↶	↷	⌂
Financing of small and medium-scale projects	Banco Comercial Português S.A.	50.0	█				
	Banco Espírito Santo S.A.	150.0	█				
	Caixa Geral de Depósitos, S.A.	150.0					█
	Banco BPI SA	150.0					█
	Caixa Económica Montepio Geral	88.0	█				
Financing of small and medium-scale projects carried out by mid-cap companies	Banco Comercial Português S.A.	50.0	█				

## Romania

**Finance contracts signed: 1 112 million**

Individual loans: 1062 million  
Credit line: 50 million



Individual loans			←	→	↶	↷	⌂
Acquisition of rolling stock for Oradea's public transport network	Municipality of Oradea	16.4	█				
Priority water and waste management schemes in several municipalities	Romania	31.1	█				
Co-financing of sector operational programmes in areas of environment, economic competitiveness and transport	Romania	1 000.0	█				
Production capacity expansion, upgrading of manufacturing facilities and R&D concerning household electrical appliances in Poland, Sweden, Hungary and Romania	Electrolux AB	15.0	█				

Credit line			←	→	↶	↷	⌂
Financing of small and medium-scale projects	Unicredit Leasing Corporation IFN SA	50.0	█				

## Slovenia


**Finance contracts signed: 159 million**

Individual loans: 109 million  
Credit line: 50 million



Individual loans			←	→	↶	↷	⌂
Construction and operation of two run-of-river hydropower plants on lower Sava river at Blanca and Krsko in east of country	Holding Slovenske Elektrarne Doo	74.0	█				
Redevelopment and modernisation of Palace Hotel in Portoroz	Istrabenz Hoteli Portorož d.o.o.	35.0	█				

Credit line			←	→	↶	↷	⌂
Financing of small and medium-scale projects	Nova Ljubljanska banka d.d.	50.0	█				



## Slovakia

**Finance contracts signed: 161 million**

Individual loans: 21 million  
Credit lines: 140 million



### Individual loans

Project Description	Beneficiary	Amount (million)	Convergence	Transport project of common interest	Energy project of common interest	Environment and sustainable communities	Knowledge economy	SME
Multi-sectoral investment programme aimed at improving regional infrastructure	Bratislavský samosprávny kraj	20.8						

### Credit lines

Project Description	Beneficiary	Amount (million)	Convergence	Transport project of common interest	Energy project of common interest	Environment and sustainable communities	Knowledge economy	SME
Financing of small and medium-scale projects	CSOB Leasing a.s.	20.0						
Financing of small and medium-scale projects undertaken by mid-cap companies	UniCredit Bank Slovakia A.S.	50.0						
	Acceptable Corporate(s)	70.0						

## Finland

**Finance contracts signed: 710 million**

Individual loans: 660 million  
Credit line: 50 million



### Individual loans

Project Description	Beneficiary	Amount (million)	Convergence	Transport project of common interest	Energy project of common interest	Environment and sustainable communities	Knowledge economy	SME
Upgrading of aircraft fleet	Finnair Oyj	250.0						
RDI activities in chemical sector in Finland, Germany, Sweden and Poland	Kemira Oyj	100.0						
Research, development and innovation activities concerning environmental products and services and strategic product development programmes at R&D facilities in Finland and Sweden	Metso Oyj	160.0						
Construction of premises tailored to requirements of high-tech companies and research institutes in existing or new science parks on five different sites in Finland	Technopolis Oyj	100.0						
Construction or rehabilitation of schools and social care facilities, and improvement of cultural and leisure facilities in city of Vantaa	Vantaa kaupunki	50.0						

### Credit lines

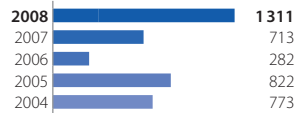
Project Description	Beneficiary	Amount (million)	Convergence	Transport project of common interest	Energy project of common interest	Environment and sustainable communities	Knowledge economy	SME
Financing of small and medium-scale projects	Aktia Pankki Oyj	50.0						



## Sweden

**Finance contracts signed:** 1 311 million

**Individual loans:** 1 311 million



### Individual loans

RDI aimed at developing tools and equipment for industrial production, construction and mining in Sandviken.	Sandvik AB	212.4						
RDI activities concerning medical care and related technologies, mainly in Solna and Getinge	Getinge AB	53.5						
RDI activities to develop telecommunications infrastructure for next generation of mobile broadband networks	Telefonaktiebolaget LM Ericsson	422.4						
RDI activities concerning engine technology, hybrid technologies and chassis development	Scania CV AB	317.9						
Production capacity expansion, upgrading of manufacturing facilities and R&D concerning household electrical appliances in Poland, Sweden, Hungary and Romania	Electrolux AB	40.0						
R&D activities combining leading-edge technologies and clinical trials of medical devices in Israel, United States, Europe and Asia	Special purpose entity/fund	3.3						
RDI aimed at improving environmental efficiency of forestry and park and garden maintenance equipment	Husqvarna AB	67.9						
RDI activities concerning hygiene and packaging products in Sundsvall and Gothenburg	Svenska Cellulosa Ab Sca (publ)	194.1						

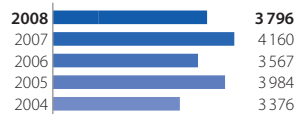


## United Kingdom

**Finance contracts signed:** 3 796 million

**Individual loans:** 2 936 million

**Credit lines:** 860 million



### Individual loans


Third phase of development of liquefied natural gas (LNG) import terminal on Isle of Grain	National Grid Grain LNG Ltd	183.0						
Construction and operation of offshore wind farm with total capacity of 172 MW, located 7 km off Essex coast	Dong Energy A/S	250.0						
Expansion and upgrading of gas distribution network in north-east England	Northern Gas Networks Ltd	180.7						
Upgrading of water supply and wastewater infrastructure in south-west England	South West Water Ltd	127.1						
Upgrading of water supply and wastewater treatment infrastructure in north-east England	Northumbrian Water Ltd	151.9						
Water supply and wastewater treatment schemes in north-west England	United Utilities Water Plc	501.5						
Water supply and wastewater treatment schemes in Wales	Dŵr Cymru Cyfyngedig	126.5						
Wastewater and water supply schemes in south-west England	Wessex Water Services Ltd	177.9						
Demolition, rebuilding and upgrading of social housing and construction of community centre under urban regeneration programme for Rayners Lane housing estate (London Borough of Harrow)	Home Group Ltd	98.0						




Refurbishment of around 8 100 social housing units in County Borough of Torfaen (Wales)	Torfaen County Borough Council	71.9						
Financing of small and medium-scale urban regeneration projects	The Housing Finance Corporation Ltd	127.1						
Research and development concerning float glass process technology and flat glass products in St. Helens, Merseyside (United Kingdom), and at two smaller R&D centres in Germany (Witten and Gelsenkirchen)	NSG UK Enterprises Ltd	72.7						
Development of new Trent XWB engine (for Airbus A350 XWB family of aircraft), incorporating several innovative technologies, on Derby site	Rolls-Royce plc	252.4						
Research and development in field of environmental catalysts and technologies	Johnson Matthey Plc	127.2						
R&D activities combining leading-edge technologies and clinical trials of medical devices in Israel, United States, Europe and Asia	Special purpose entity/fund	3.3						
RDI activities concerning new generic and biosimilar drug compounds in Hungary, Netherlands, United Kingdom and Israel	TEVA Gyógyszergyár Zrt.	78.3						
Construction, modernisation and equipping of R&D infrastructure for group's pharmaceutical operations in Europe	Sanofi-aventis	2.6						
Modernisation of schools and complementary facilities in Northern Ireland	Belfast Education and Library Board	70.7						
Construction and refurbishment of 11 schools in Dumfries and Galloway district	Dumfries and Galloway Regional Council	79.3						
Financing of further education projects throughout United Kingdom	Public Entity(ies)	254.2						

### Credit lines

Financing of small and medium-scale projects	Close Brothers Ltd	76.3						
	Bank of Scotland	301.2						
	Barclays Bank Plc	180.7						
	The Royal Bank of Scotland plc	301.2						





## Partner countries

	2008	2004-2008		
	Total	of which budgetary resources	Total	of which budgetary resources
South-East Europe	3 453		11 385	
Eastern Europe, Southern Caucasus, Russia	170		460	
Mediterranean countries	1 290	(62)	6 762	(220)
ACP/OCT	561	(336)	3 042	(2 005)
South Africa	203		641	
Asia, Latin America	469		2 866	
<b>Total</b>	<b>6 145</b>	<b>(398)</b>	<b>25 155</b>	<b>(2 224)</b>

In the following list, loans from own resources are indicated by \*, and financing operations from budgetary resources, in the form of either a conditional loan or an equity participation, by ▲.

The amounts relating to projects featured in this list are expressed in EUR million.

### South-East Europe

Finance contracts signed: 3 453 million

2008	3 453
2007	2 926
2006	2 504
2005	1 387
2004	1 115



Turkey		2 706.0	*	▲
Upgrading and extension of national electricity distribution networks	Turkiye Elektrik Dagitim A.S.	100.0		
Framework loan for financing small and medium-scale infrastructure projects	Turkiye Sinai Kalkinma Bankasi A.S.	200.0		
	Turkiye Kalkinma Bankasi A.S.			
Construction of eight hydropower plants in south-east Turkey	Enerjisa Enerji Üretim A.S.	135.0		
Fleet renewal and expansion	Turkish Airlines Inc.	99.8		
Construction of first line of modern tramway system in Antalya	Antalya Büyükşehir Belediyesi	19.0		
Extension of Istanbul's public transport network	Istanbul Büyükşehir Belediyesi	700.0		
Extension of light rail transit system in city of Bursa	Bursa Büyükşehir Belediyesi	100.0		
Strengthening of public buildings in Istanbul aimed at increasing city's resistance to major earthquakes	Republic of Turkey	300.0		
RDI activities relating to components for aerospace and automotive sectors at Saint-Ouen-l'Aumône site (near Paris) and in Izmir (Turkey)	Blanc Aero Industries	2.5		
	Lisi			
	Lisi Automotive Former			
Production of new light commercial vehicle to succeed existing Doblò model	Tofas Turk Otomobil Fabrikasi A.S.	200.0		

			*	▲
Financing of small and medium-scale projects	Fortis Bank A.S.	150.0		
	Türkiye İhracat Kredi Bankası A.Ş.	100.0		
	Türkiye Garanti Bankası A.S.	200.0		
	Akbank T.A.S.	249.6		
Financing of local small and medium-scale infrastructure projects	Denizbank A.S.	150.0		

### Bosnia and Herzegovina

**260.0**

Construction of 15 km motorway section between Drivusa and Kakanj in Corridor Vc	Bosnia-Herzegovina	75.0		
Rehabilitation and construction of water and sanitation facilities	Bosnia-Herzegovina	60.0		
Financing of small and medium-scale projects	Intesa Sanpaolo Banka dd	25.0		
	UniCredit Bank a.d. Banja Luka	25.0		
Financing of small and medium-scale infrastructure projects	Hypo Alpe-Adria-Bank a.d. Banja Luka	22.5		
	Hypo Alpe-Adria-Leasing d.o.o.	15.0		
	Hypo Alpe-Adria-Bank d.d.	37.5		

### Serbia

**257.0**

Roll-out of second GSM network in Kosovo	Telekom Slovenije d.d.	87.0		
Financing of small and medium-scale infrastructure projects	Republic of Serbia	50.0		
Modernisation, redevelopment and extension of four tertiary care hospitals in Serbia (Belgrade, Niš, Novi Sad and Kragujevac)	Republic of Serbia	70.0		
Lease financing of small and medium-scale projects	Hypo Alpe-Adria-Bank ad Beograd	50.0		

### Croatia

**170.0**

Financing of small and medium-scale projects	Hrvatska banka za obnovu i razvitak	60.0		
	Erste & Steiermärkische Bank d.d.	40.0		
	Privredna Banka Zagreb d.d.	40.0		
Lease financing of small and medium-scale projects	Unicredit Leasing Croatia d.o.o.	30.0		

### Montenegro

**50.0**

Rehabilitation and upgrading of electricity infrastructure in Serbia and Montenegro	Elektroprivreda Crne Gore	3.0		
Urgent rehabilitation and modernisation of Podgorica and Tivat airports	J.P. Aerodromi Crne Gore	1.0		
Rehabilitation of roads and bridges throughout country	Republic of Montenegro	4.0		
Rehabilitation of railway infrastructure on main line crossing Montenegro and acquisition of rolling stock	Zeljeznica Crne Gore a.d.	7.0		
Rehabilitation and construction of municipal water and sanitation infrastructure	Republic of Montenegro	5.0		
Financing of small and medium-scale projects	Hypo Alpe-Adria-Bank AD Podgorica	30.0		

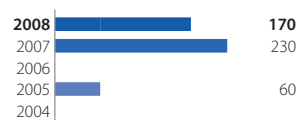



**FYROM**

10.0 \* ▲

Financing of small and medium-scale projects	NLB Tutunska Banka ad Skopje	10.0	■	■
--	------------------------------	------	---	---



**Eastern Europe, Southern Caucasus, Russia**
**Finance contracts signed: 170 million**

**Ukraine**

150.0 \* ▲

Construction of electricity transmission line between Rivne and Kiev	Ukraine	150.0	■	■
--	---------	-------	---	---

**Moldova**

20.0

Modernisation of airside infrastructure and expansion of terminal at Chisinau airport	Î.S. Aeroportul Internațional Chișinău	20.0	■	■
---	--	------	---	---

## Mediterranean countries

Finance contracts signed: 1 290 million



### Regional operations – Mediterranean

16.0 \* ▲

Equity participation in compartment-type equity fund investing in minority shares of private sector SMEs in Mediterranean region	Altermed	3.0	■
Equity participation in new investment fund targeting private companies in Mediterranean partner countries	EuroMena II	13.0	■

### Mashreq

641.4

### Syria

277.0

Construction of natural gas-fired combined-cycle power plant located 25 km south of Damascus	Syrian Arab Republic	275.0	■
Equity participation in financial institution	First Microfinance Institution Syria	2.0	■





<b>Egypt</b>			<b>275.5</b>	* ▲
Extension of national high-pressure gas transmission network	Egyptian Natural Gas Holding Company	250.0		
Equity participation in closed-end equity fund	Sphinx Turnaround Fund Sca, SICAV-SIF	13.0		
Equity participation in closed-end fund investing in mid-cap companies	Beltone MidCap, SICAV-SIF	12.5		
<b>Lebanon</b>			<b>52.0</b>	
Financing of small and medium-scale projects	Bank of Beirut SAL	25.0		
	Crédit Libanais SAL	20.0		
	Intercontinental Bank of Lebanon S.A.L.	7.0		
<b>Jordan</b>			<b>36.9</b>	
Construction of Amman ring road	Hashemite Kingdom of Jordan	36.9		
<b>Maghreb</b>			<b>599.5</b>	
<b>Tunisia</b>			<b>311.0</b>	
Construction and operation of dual-fired combined-cycle power plant in Ghannouch	Société Tunisienne de l'Électricité et du Gaz (STEG)	86.0		
Development of Tunisia's natural gas transmission and distribution network	Société Tunisienne de l'Électricité et du Gaz (STEG)	60.0		
Improvement of urban road infrastructure in Tunisia	Republic of Tunisia	110.0		
Upgrading of Groupe Chimique Tunisien's existing production facilities aimed at improving environmental protection in Skhira and M'Dhilla near Gabès	Groupe Chimique Tunisien	55.0		
<b>Morocco</b>			<b>288.5</b>	
Upgrading of power transmission network throughout Morocco	Office National de l'Électricité	170.0		
Construction of second container terminal at Tanger-Med port	Eurogate Tanger	40.0		
Construction of around 15 500 km of rural roads over period 2005-2015	Caisse pour le Financement Routier	60.0		
Equity participation in closed-end carbon fund	Fonds Capital Carbone Maroc	6.5		
Participation in private equity fund	Fonds Massinissa Lux	12.0		
<b>Other</b>			<b>33.1</b>	
<b>Israel</b>			<b>33.1</b>	
R&D activities combining leading-edge technologies and clinical trials of medical devices in Israel, United States, Europe and Asia	Med Invest Capital Sarl	3.3		
RDI activities concerning new generic and biosimilar drug compounds in Hungary, Netherlands, United Kingdom and Israel	TEVA Gyógyszergyár Zrt.	29.7		

## Africa, Caribbean, Pacific (ACP) and OCT

Finance contracts signed: **561.0 million**

2008	561
2007	756
2006	747
2005	537
2004	440



**AFRICA** **464.4** \* ▲

**Regional operations – Africa** **73.0**

Equity participation in fund aimed at investing in companies operating in Western and Central Africa	Atlantic Coast Regional Fund LLC	15.0		
Regional fund providing early-stage equity for private mining companies throughout Africa	African Lion 3 Ltd.	11.0		
Participation in fund designed to make equity investments in companies operating in Africa	Aureos Africa Fund LLC	27.0		
Participation in closed-end private equity fund targeting private sector companies	Africinvest Fund II LLC	20.0		

**Southern Africa and Indian Ocean** **148.8**

**Madagascar** **48.0**

Doubling of capacity of Madagascar's largest hydropower plant in Andekaleka	Republic of Madagascar	24.5		
Improvement and expansion of Antananarivo's water supply network	Republic of Madagascar	23.5		

**Namibia** **35.0**

Provision of power connection between transmission networks of Namibia, Zambia and other member countries of Southern African Power Pool	Namibian Power Corporation (Pty) Ltd.	35.0		
--	---------------------------------------	------	--	--

**Malawi** **30.8**

Upgrading and extension of water supply and sanitation networks in Blantyre and Lilongwe	Republic of Malawi	15.8		
--	--------------------	------	--	--

**Credit lines**


Financing of investment projects in Malawi via long-term loans to small and medium-sized enterprises	First Merchant Bank Ltd	15.0		
--	-------------------------	------	--	--

**Zambia** **20.0**

Provision of credit line to financial intermediaries for onlending to SMEs	Stanbic Bank Zambia Ltd	4.0		
	Standard Chartered Bank Zambia plc	4.0		
	Finance Bank Zambia Ltd	4.0		
	African Banking Corporation Zambia Ltd	4.0		
	Investrust Bank Plc	4.0		

**Mauritius** **15.0**

Private equity fund focusing on technology companies operating in sub-Saharan Africa	Adlevo Capital Africa LLC	15.0		
--	---------------------------	------	--	--



<b>Central and Equatorial Africa</b>		<b>114.1</b>	*	▲
<b>Democratic Republic of Congo</b>		<b>110.0</b>		
Rehabilitation of Inga hydropower complex and upgrading of electricity transmission and distribution grids	Democratic Republic of Congo	55.0		
		55.0		
<b>Cameroon</b>		<b>4.1</b>		
Expansion and modernisation of banana plantation	Société des plantations de Mbanga SA	4.1		
<b>West Africa</b>		<b>94.5</b>		
<b>Cape Verde</b>		<b>47.0</b>		
Modernisation and expansion of ports of Palmeira (on island of Sal) and Praia (capital city on island of Santiago)	Republic of Cape Verde	47.0		
<b>Senegal</b>		<b>20.0</b>		
Cleaning up of Hann Bay, south-east of Dakar, through construction of sanitation infrastructure	Republic of Senegal	20.0		
<b>Burkina Faso</b>		<b>18.5</b>		
Extension of drinking water supply and distribution system for greater Ouagadougou	Burkina Faso	18.5		
<b>Niger</b>		<b>8.0</b>		
Medium and long-term financing of small and medium-scale projects	Société Nigérienne de Banque	8.0		
<b>Liberia</b>		<b>1.0</b>		
Equity participation in financial institution	AccessBank Liberia Ltd	1.0		
<b>East Africa</b>		<b>34.0</b>		
<b>Ethiopia</b>		<b>29.0</b>		
Construction of cement plant around 70 km from Addis Ababa	Derba-MIDROC Cement Plc	29.0		
<b>Uganda</b>		<b>5.0</b>		
Expansion of eucalyptus and pine plantation in Namwasa, north-west of Kampala	New Forests Company Ltd	5.0		

**CARIBBEAN** 63.5 \* ▲**Jamaica** 35.0

Upgrading and expansion of terminal and related infrastructure at Kingston International Airport	Airports Authority of Jamaica	35.0	
--	-------------------------------	------	--

**Dominican Republic** 19.5

Financing of small and medium-scale projects	Banco de Ahorro y Crédito Adopem SA	1.0	
Financing of small-scale projects	Banco de Ahorro y Crédito Ademi SA	10.0	
	Banco de Ahorro y Crédito Adopem SA	5.0	
	Fondo Para el Desarrollo, Inc.	3.5	

**Regional operations – Caribbean** 9.0

Financing of small and medium-scale projects	Development Finance Ltd	9.0	
--	-------------------------	-----	--

**PACIFIC** 23.1 \* ▲**Regional operations – Pacific** 23.1

Establishment of competitive 2G mobile telecommunications networks in several Pacific markets	Digicel (Samoa) Ltd	3.7	
	Digicel (Vanuatu) Ltd	4.8	
	Digicel (Tonga) Ltd	3.9	
	Digicel (Fiji) Ltd	10.7	

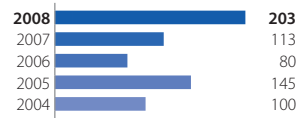
**OCT** 10.0 \* ▲**Regional operations – OCT** 10.0

Financing of small and medium-scale projects in Caribbean OCTs	Ontwikkelingsbank van de Nederlandse Antillen	10.0	
--	---	------	--



## South Africa

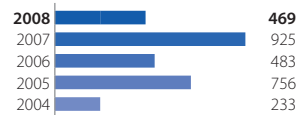
Finance contracts signed: 202.5 million



South Africa		202.5	*	▲
Financing of affordable social housing and related urban infrastructure, including social amenities, throughout South Africa	Standard Bank of South Africa Ltd	30.0	■	■
	Absa Bank Ltd	30.0	■	■
	Development Bank of Southern Africa	30.0	■	■
	Nedcor Bank Ltd	30.0	■	■
	National Housing Finance Corporation Ltd	30.0	■	■
Expansion of coated steel production capacity on various sites in Africa	Safal Steel (Pty) Ltd	12.5	■	■
Construction of production facility for thin-film photovoltaic modules in Paarl (Western Cape)	Thin Film Solar Technologies SA (Pty) Ltd	40.0	■	■

## Asia and Latin America


Finance contracts signed: 468.5 million



LATIN AMERICA		318.5	*	▲
<b>Brazil</b>		<b>200.0</b>		
Expansion and upgrading of digital mobile telecoms network	Tim Celular S.A.	166.0	■	■
	Tim Nordeste S.A.	34.0	■	■
<b>Paraguay</b>		<b>68.5</b>		
Expansion of GSM network	Telefónica Celular del Paraguay S.A.	68.5	■	■
<b>Mexico</b>		<b>50.0</b>		
Financing of small and medium-scale environmental infrastructure projects	Banco Nacional de Comercio Exterior SNC	50.0	■	■
<b>ASIA</b>		<b>150.0</b>	*	▲
<b>India</b>		<b>150.0</b>		
Framework loan for financing renewable energy and energy efficiency projects	Export-Import Bank of India	150.0	■	■







# European Investment Bank

## Statistical Supplement

### Section I Financing provided within the European Union

(contracts signed)

<b>Table A</b>	Breakdown by country and objective in 2008	40
<b>Table B</b>	Breakdown by country and objective from 2004 to 2008	40
<b>Table C</b>	Breakdown by country and sector in 2008	41
<b>Table D</b>	Breakdown by country and sector from 2004 to 2008	41
<b>Table E</b>	Detailed breakdown by sector in 2008 and from 2004 to 2008	42
<b>Table F</b>	Breakdown by region in 2008 and from 2004 to 2008	43

### Section II Financing provided in the Partner Countries

(contracts signed)

<b>Table G</b>	Agreements, Facilities and Decisions governing lending activity outside the EU. Situation as at 31 December 2008	46
<b>Table H</b>	In the Partner Countries in 2008	47
<b>Table I</b>	In the Mediterranean Countries from 2004 to 2008	47
<b>Table J</b>	In the ACP States and the OCT from 2004 to 2008	48
<b>Table K</b>	In South Africa from 2004 to 2008	49
<b>Table L</b>	In Asia and Latin America from 2004 to 2008	49
<b>Table M</b>	In the Eastern Neighbours from 2004 to 2008	49

### Section III Borrowings raised

<b>Table N</b>	Medium and long-term borrowings raised in 2008 – List of operations	50
<b>Table O</b>	Borrowings raised (before swaps) from 2004 to 2008	54
<b>Table P</b>	Borrowings raised (after swaps) from 2004 to 2008	55
<b>Table Q</b>	Medium and long-term resources raised (after swaps) in ECU/EUR from 1981 to 2008	55
<b>Table R</b>	Borrowings raised in 2008 – Breakdown by currency before/after swaps	56
<b>Table S</b>	Borrowings raised (before swaps) in 2008 under medium-term note or debt issuance programmes (excluding EARNs and stand-alone issues)	56

NB: as rounded figures are used in the following tables, it is possible that the totals do not correspond to the sum of the individual amounts.

**Table A Individual loans provided within the European Union in 2008**Breakdown by country and objective <sup>(1)</sup>

(EUR million)

	Convergence	Transport projects of common interest (*)	Energy projects of common interest (*)	Environment and sustainable communities	Knowledge economy	SMEs
Belgium	223	313	355	728	350	-
Bulgaria	280	-	-	105	175	-
Czech Republic	761	616	4	144	3	-
Denmark	-	-	240	320	139	-
Germany	1 148	806	1 110	1 048	2 665	-
Estonia	57	25	-	32	-	-
Ireland	-	200	175	-	75	-
Greece	980	200	280	500	-	-
Spain	4 422	2 983	1 843	3 372	1 106	-
France	50	853	508	2 177	787	125
Italy	1 810	1 303	797	1 919	1 325	36
Cyprus	30	-	30	-	-	-
Latvia	600	155	60	125	170	-
Luxembourg	-	-	-	-	40	-
Hungary	1 295	200	-	293	581	-
Malta	150	-	150	42	-	-
Netherlands	78	300	1 171	188	53	-
Austria	22	374	413	525	288	-
Poland	2 601	975	-	922	750	-
Portugal	1 691	999	460	439	245	-
Romania	1 062	400	100	397	15	-
Slovenia	109	-	74	74	-	-
Slovakia	-	-	-	21	-	-
Finland	-	250	-	210	410	-
Sweden	40	-	-	318	1 311	-
United Kingdom	342	-	614	1 759	941	-
<b>Total</b>	<b>17 752</b>	<b>10 952</b>	<b>8 384</b>	<b>15 660</b>	<b>11 430</b>	<b>161</b>

**Table B Individual loans provided within the European Union from 2004 to 2008**Breakdown by country and objective <sup>(1)</sup>

(EUR million)

	Convergence	Transport projects of common interest (*)	Energy projects of common interest (*)	Environment and sustainable communities	Knowledge economy	SMEs
Belgium	598	545	565	2 510	618	-
Bulgaria	1 372	1 100	-	817	175	1
Czech Republic	2 001	1 644	4	1 604	734	-
Denmark	-	370	427	1 031	846	-
Germany	2 315	1 654	1 598	6 518	15 330	1 260
Estonia	57	25	80	32	-	-
Ireland	186	981	679	159	75	-
Greece	1 660	1 425	930	1 950	200	-
Spain	7 628	13 454	5 220	12 168	5 192	340
France	65	4 072	748	8 365	2 544	305
Italy	3 265	7 432	4 022	8 156	5 524	906
Cyprus	150	-	130	560	35	-
Latvia	620	155	270	275	320	150
Lithuania	-	64	-	64	-	-
Luxembourg	-	302	-	-	40	-
Hungary	2 010	817	125	1 984	1 386	445
Malta	190	-	150	82	-	-
Netherlands	78	635	1 641	1 525	516	-
Austria	22	1 712	808	1 510	1 137	30
Poland	4 483	2 525	220	2 174	3 000	-
Portugal	2 640	1 785	1 477	3 001	652	-
Romania	1 205	1 650	100	977	15	3
Slovenia	602	660	480	160	100	20
Slovakia	-	80	-	118	150	95
Finland	-	783	150	798	1 778	-
Sweden	40	591	176	1 392	2 880	-
United Kingdom	377	1 725	3 421	9 695	4 538	-
EFTA <sup>(2)</sup>	-	475	327	327	-	-
<b>Total</b>	<b>31 564</b>	<b>46 661</b>	<b>23 747</b>	<b>67 950</b>	<b>47 785</b>	<b>3 555</b>

<sup>(1)</sup> As certain financing operations meet several objectives, the totals for the various headings cannot be meaningfully added together. As from 2008, the amounts are based on the percentage of the operation meeting the eligibility criteria and no longer on the total amount of the loan.

<sup>(2)</sup> Members of the European Free Trade Association (EFTA).

<sup>(\*)</sup> Including financing of trans-European networks (TENs).

**Table C** **Loans provided within the European Union in 2008**  
Breakdown by country and sector

(EUR million)

	Total	Individual loans	Infrastructure			Industry Services Agriculture	Education Health	Credit lines
			Energy	Communi-cations	Water management and sundry infrastructure			
Belgium	1 418	1 418	355	313	400	350	-	-
Bulgaria	455	280	-	280	-	-	-	175
Czech Republic	1 111	761	-	616	145	-	-	350
Denmark	379	379	240	-	-	139	-	-
Germany	6 919	4 904	835	1 144	165	1 965	795	2 015
Estonia	87	57	-	57	-	-	-	30
Ireland	450	450	175	200	-	-	75	-
Greece	1 165	980	280	700	-	-	-	185
Spain	8 573	6 968	1 703	4 033	304	294	634	1 605
France	4 651	3 301	450	1 176	608	507	560	1 350
Italy	8 280	5 390	626	1 999	2 305	452	8	2 890
Cyprus	30	30	30	-	-	-	-	-
Latvia	610	600	100	145	200	120	35	10
Lithuania	10	-	-	-	-	-	-	10
Luxembourg	40	40	-	-	-	40	-	-
Hungary	1 525	1 335	-	520	262	445	108	190
Malta	150	150	150	-	-	-	-	-
Netherlands	1 578	1 578	1 139	294	80	53	13	-
Austria	1 318	1 163	345	525	105	188	-	155
Poland	2 837	2 601	-	1 229	382	391	600	236
Portugal	2 644	2 006	390	1 149	182	285	-	638
Romania	1 112	1 062	-	416	631	15	-	50
Slovenia	159	109	74	-	-	35	-	50
Slovakia	161	21	-	-	21	-	-	140
Finland	710	660	-	250	-	365	45	50
Sweden	1 311	1 311	-	-	-	1 311	-	-
United Kingdom	3 796	2 936	614	-	1 372	546	404	860
<b>Total</b>	<b>51 480</b>	<b>40 492</b>	<b>7 505</b>	<b>15 047</b>	<b>7 161</b>	<b>7 503</b>	<b>3 276</b>	<b>10 988</b>

**Table D** **Loans provided within the European Union from 2004 to 2008**  
Breakdown by country and sector

(EUR million)

	Total	Individual loans	Infrastructure			Industry Services Agriculture	Education Health	Credit lines
			Energy	Communi-cations	Water management and sundry infrastructure			
Belgium	4 389	3 889	565	770	1 721	833	-	500
Bulgaria	1 693	1 393	-	1 030	362	1	-	300
Czech Republic	5 467	4 641	27	2 422	824	1 310	58	826
Denmark	1 881	1 723	427	428	81	756	32	157
Germany	33 758	23 563	1 286	3 530	2 485	12 529	3 732	10 195
Estonia	207	137	80	57	-	0	-	70
Ireland	2 319	1 894	679	981	159	-	75	425
Greece	5 382	4 682	1 005	2 377	1 070	30	200	700
Spain	37 725	29 603	5 150	19 267	2 081	839	2 265	8 122
France	21 615	13 537	552	7 070	1 863	1 553	2 500	8 078
Italy	31 457	20 609	3 709	8 699	5 908	1 839	455	10 848
Cyprus	645	625	130	24	436	35	-	20
Latvia	934	814	161	145	350	123	35	120
Lithuania	128	68	1	64	-	3	-	60
Luxembourg	453	453	-	363	-	90	-	-
Hungary	6 195	4 873	147	2 513	662	784	767	1 322
Malta	203	203	150	-	40	13	-	-
Netherlands	3 976	3 601	1 537	639	551	161	712	375
Austria	5 655	3 971	551	1 904	487	674	356	1 684
Poland	11 002	9 168	226	4 269	837	2 500	1 335	1 834
Portugal	8 817	6 904	1 530	3 193	1 462	700	19	1 913
Romania	2 994	2 774	-	1 479	1 081	148	66	220
Slovenia	1 652	1 332	501	760	28	43	-	320
Slovakia	799	445	2	135	68	211	29	354
Finland	3 636	3 011	25	783	203	1 103	897	625
Sweden	3 901	3 846	176	728	-	2 715	228	55
United Kingdom	18 883	16 852	3 314	2 942	4 437	2 415	3 744	2 031
EFTA	802	802	327	475	-	-	-	-
<b>Total</b>	<b>216 569</b>	<b>165 414</b>	<b>22 258</b>	<b>67 049</b>	<b>27 196</b>	<b>31 406</b>	<b>17 506</b>	<b>51 154</b>

**Table E** **Loans provided within the European Union in 2008 and from 2004 to 2008**  
Detailed breakdown by sector

(EUR million)

	2008		2004-2008	
	Amount	% of total	Amount	% of total
<b>Energy and infrastructure</b>	<b>29 713</b>	<b>57.7</b>	<b>116 502</b>	<b>53.8</b>
<b>Energy</b>	<b>7 505</b>	<b>14.6</b>	<b>22 258</b>	<b>10.3</b>
Production	3 363	6.5	11 107	5.1
<i>Electricity</i>	2 553	5.0	8 661	4.0
<i>Oil and natural gas</i>	609	1.2	1 568	0.7
<i>Heat</i>	201	0.4	878	0.4
Transport and supply	3 942	7.7	10 751	5.0
<i>Electricity</i>	2 210	4.3	6 753	3.1
<i>Oil and natural gas</i>	1 672	3.2	3 892	1.8
<i>Heat</i>	60	0.1	106	0.05
Nuclear fuel production and processing	200	0.4	400	0.2
<b>Transport</b>	<b>13 523</b>	<b>26.3</b>	<b>58 973</b>	<b>27.2</b>
Roads, motorways	4 932	9.6	19 285	8.9
Railways	2 495	4.8	15 948	7.4
Air transport	2 458	4.8	7 224	3.3
Urban transport	1 981	3.8	12 440	5.7
Maritime transport	894	1.7	3 070	1.4
Intermodal freight terminals and other	763	1.5	886	0.4
Space transport			121	0.1
<b>Telecommunications</b>	<b>1 524</b>	<b>3.0</b>	<b>8 076</b>	<b>3.7</b>
PSTN; transmission and broadcasting networks	750	1.5	3 732	1.7
Mobile telephony	415	0.8	2 570	1.2
Composite telecommunications	359	0.7	1 724	0.8
Satellites, ground stations			50	0.02
<b>Water, sewerage, solid waste</b>	<b>3 404</b>	<b>6.6</b>	<b>12 527</b>	<b>5.8</b>
Water catchment, treatment and supply	2 053	4.0	7 092	3.3
Sewerage and waste management	1 351	2.6	5 435	2.5
<b>Urban infrastructure</b>	<b>3 757</b>	<b>7.3</b>	<b>14 668</b>	<b>6.8</b>
Urban renewal	2 008	3.9	9 117	4.2
Urban development schemes	1 749	3.4	5 551	2.6
<b>Industry, services, health, education, agriculture</b>	<b>10 779</b>	<b>20.9</b>	<b>48 912</b>	<b>22.6</b>
<b>Industry</b>	<b>5 965</b>	<b>11.6</b>	<b>19 661</b>	<b>9.1</b>
Chemicals and chemical products	1 438	2.8	3 400	1.6
Transport equipment	1 430	2.8	6 924	3.2
Electrical engineering and electronics	1 062	2.1	2 789	1.3
Machinery and equipment	554	1.1	1 579	0.7
Basic metals and metal products	509	1.0	1 006	0.5
Pulp, paper products; publishing and printing	482	0.9	1 869	0.9
Rubber and plastics	400	0.8	565	0.3
Other non-metallic mineral products	81	0.2	182	0.1
Civil engineering	10	0.02	382	0.2
Refined petroleum products			535	0.2
Food products and beverages			413	0.2
Other manufacturing industries			16	0.01
<b>Services</b>	<b>1 537</b>	<b>3.0</b>	<b>11 745</b>	<b>5.4</b>
Research and development	1 313	2.5	9 522	4.4
Other services	225	0.4	2 223	1.0
<b>Health, education</b>	<b>3 276</b>	<b>6.4</b>	<b>17 506</b>	<b>8.1</b>
Education, training	2 402	4.7	8 802	4.1
Health	874	1.7	8 705	4.0
<b>Total individual loans</b>	<b>40 492</b>	<b>78.7</b>	<b>165 414</b>	<b>76.4</b>
<b>Total credit lines</b>	<b>10 988</b>	<b>21.3</b>	<b>51 154</b>	<b>23.6</b>
<b>Grand total</b>	<b>51 480</b>	<b>100.0</b>	<b>216 569</b>	<b>100.0</b>

**Table F Breakdown of loans by region in 2008 and from 2004 to 2008**

This analytical table is based on NUTS 1 or 2 regional classification, depending on the country concerned. Where possible, individual loans covering several regions have been subdivided. EUROSTAT 2008 estimates of per capita (2005) GDP expressed in terms of purchasing power parities (EU27=100). 2007 unemployment rate (EU27=7.2). 2006 population figures ('000).

(Amounts in EUR million)

	<i>GDP per capita</i>	<i>Unemployment rate (%)</i>	<i>Population ('000)</i>	2008	2004-2008
<b>Belgium</b>	<b>121</b>	<b>7.5</b>	<b>10 511</b>	<b>1 418</b>	<b>4 389</b>
Bruxelles-Brussel	241	17.1	1 019	350	646
Vlaams Gewest	120	4.3	6 079	566	1 129
Région wallonne	88	10.5	3 414	223	1 589
Multiregional	-	-	-	280	525
Credit lines	-	-	-	-	500
<b>Bulgaria</b>	<b>35</b>	<b>6.9</b>	<b>7 719</b>	<b>455</b>	<b>1 693</b>
Yugozapaden	52	3.9	2 119	105	110
Yogoiztochen	33	6.5	1 135	-	3
Severna tsentralen	28	10.7	949	-	2
Severozapaden	27	9.0	958	-	2
Multiregional	-	-	-	175	1 276
Credit lines	-	-	-	175	300
<b>Czech Republic</b>	<b>77</b>	<b>5.3</b>	<b>10 251</b>	<b>1 111</b>	<b>5 467</b>
Praha	160	2.4	1 182	-	660
Střední Čechy	71	3.4	1 158	-	193
Jihozápad	70	3.5	1 179	15	108
Jihovýchod	68	5.2	1 641	-	190
Moravskoslezsko	65	8.5	1 251	119	119
Severovýchod	65	4.8	1 483	-	267
Severozápad	61	9.5	1 127	-	296
Střední Morava	60	5.9	1 229	20	209
Multiregional	-	-	-	607	2 599
Credit lines	-	-	-	350	826
<b>Denmark</b>	<b>127</b>	<b>3.8</b>	<b>5 427</b>	<b>379</b>	<b>1 881</b>
<b>Germany</b>	<b>115</b>	<b>8.6</b>	<b>82 438</b>	<b>6 919</b>	<b>33 758</b>
Hamburg	202	8.9	1 744	180	989
Bremen	157	1.9	663	176	576
Hessen	140	7.3	6 092	260	551
Bayern	136	5.3	12 469	400	2 975
Baden-Württemberg	129	4.9	10 736	500	2 483
Nordrhein-Westfalen	114	8.3	18 058	74	1 697
Saarland	110	7.3	1 050	35	259
Schleswig-Holstein	103	7.9	2 833	-	630
Rheinland-Pfalz	102	6.0	4 059	-	631
Niedersachsen	101	7.9	7 994	314	1 419
Berlin	99	16.3	3 395	338	1 080
Sachsen	84	14.4	4 274	75	1 980
Sachsen-Anhalt	82	15.7	2 470	-	924
Thüringen	80	13.7	2 335	320	914
Brandenburg	80	13.8	2 559	400	1 605
Mecklenburg-Vorpommern	78	17.4	1 707	300	867
Multiregional	-	-	-	1 532	3 982
Credit lines	-	-	-	2 015	10 195
<b>Estonia</b>	<b>63</b>	<b>4.7</b>	<b>1 345</b>	<b>87</b>	<b>207</b>
<b>Ireland</b>	<b>144</b>	<b>4.6</b>	<b>4 209</b>	<b>450</b>	<b>2 319</b>
<b>Greece</b>	<b>96</b>	<b>8.3</b>	<b>11 125</b>	<b>1 165</b>	<b>5 382</b>
Voreia Ellada	75	9.1	4 002	200	1 464
Nisia Aigaiou, Kriti	83	6.7	1 108	-	75
Kentriki Ellada	78	9.0	2 457	140	570
Attiki	131	7.6	3 558	300	1 508
Multiregional	-	-	-	340	1 065
Credit lines	-	-	-	185	700
<b>Spain</b>	<b>103</b>	<b>8.3</b>	<b>43 758</b>	<b>8 573</b>	<b>37 725</b>
Comunidad de Madrid	134]	6.3	5 938	600	3 907
País Vasco	131	6.1	2 113	403	1 513
Comunidad Foral de Navarra	129	4.8	588	102	355
Cataluña	122	6.5	6 936	21	6 191
Islas Baleares	114	7.0	986	95	145
La Rioja	110	5.7	301	29	101
Aragón	110	5.2	1 259	0	1 109
Cantabria	101	5.9	557	32	173
Castilla y León	97	7.2	2 477	915	1 522
Comunidad Valenciana	95	8.8	4 641	1 359	3 480

**Table F Breakdown of loans by region in 2008 and from 2004 to 2008 (continued)**

(Amounts in EUR million)

	<i>GDP per capita</i>	<i>Unemployment rate (%)</i>	<i>Population ('000)</i>	<b>2008</b>	<b>2004-2008</b>
<b>Spain (continued)</b>					
Canarias	94	10.4	1 953	31	180
Principado de Asturias	90	8.5	1 058	23	507
Murcia	88	7.6	1 335	217	317
Galicia	84	7.6	2 718	93	899
Castilla-La Mancha	82	7.6	1 893	299	1 480
Andalucía	80	12.8	7 794	929	3 164
Extremadura	70	13.1	1 071	124	244
Multiregional	-	-	-	747	4 314
Credit lines	-	-	-	1 605	8 122
<b>France</b>	<b>112</b>	<b>8.3</b>	<b>62 999</b>	<b>4 651</b>	<b>21 615</b>
Ile-de-France	173	8.1	11 491	508	1 408
Rhône-Alpes	113	6.5	6 005	-	1 778
Provence-Alpes-Côte d'Azur	106	9.3	47 801	207	881
Champagne-Ardenne	104	8.3	1 339	108	158
Pays de la Loire	102	6.2	34 260	34	519
Haute-Normandie	102	8.8	1 811	100	285
Aquitaine	101	7.2	3 099	-	120
Midi-Pyrénées	101	8.1	2 755	-	373
Centre	101	5.9	2 505	455	930
Auvergne	94	8.7	1 333	330	536
Basse-Normandie	94	5.7	1 449	103	103
Picardie	90	10.2	1 886	186	186
Nord - Pas-de-Calais	89	11.5	4 043	-	395
Languedoc-Roussillon	89	10.5	2 512	-	300
DOM	66	24.1	1 832	-	421
Multiregional	-	-	-	1 271	5 146
Credit lines	-	-	-	1 350	8 078
<b>Italy</b>	<b>105</b>	<b>6.1</b>	<b>58 751</b>	<b>8 280</b>	<b>31 457</b>
Lombardia	137	3.4	9 475	339	1 182
Emilia-Romagna	128	2.9	4 188	314	1 853
Lazio	128	6.4	5 305	393	1 856
Veneto	124	3.3	4 738	133	607
Valle d'Aosta	123	3.2	124	-	131
Provincia autonoma Trento	123	2.9	502	26	46
Friuli-Venezia Giulia	118	3.4	1 208	-	110
Piemonte	115	4.2	4 342	465	1 522
Toscana	114	4.3	3 620	210	1 033
Liguria	108	4.8	1 610	12	267
Marche	104	4.2	1 529	750	1 303
Abruzzo	85	6.2	1 305	-	198
Sardegna	80	9.9	1 656	-	29
Basilicata	74	9.5	594	-	70
Puglia	68	11.2	4 072	8	231
Calabria	68	11.2	2 004	400	810
Sicilia	67	13.0	5 017	9	966
Campania	67	11.2	5 791	1 015	1 169
Multiregional	-	-	-	1 317	7 228
Credit lines	-	-	-	2 890	10 848
<b>Cyprus</b>	<b>93</b>	<b>3.9</b>	<b>766</b>	<b>30</b>	<b>645</b>
<b>Latvia</b>	<b>50</b>	<b>6.0</b>	<b>2 295</b>	<b>610</b>	<b>934</b>
<b>Lithuania</b>	<b>53</b>	<b>4.3</b>	<b>3 403</b>	<b>10</b>	<b>128</b>
<b>Luxembourg</b>	<b>264</b>	<b>4.1</b>	<b>469</b>	<b>40</b>	<b>453</b>
<b>Hungary</b>	<b>64</b>	<b>7.4</b>	<b>10 077</b>	<b>1 525</b>	<b>6 195</b>
Közép-Magyarország	105	4.7	2 856	-	1 476
Dunántúl	57	6.4	3 079	328	328
Alföld és Észak	42	10.3	4 142	-	370
Multiregional	-	-	-	1 007	2 699
Credit lines	-	-	-	190	1 322
<b>Malta</b>	<b>77</b>	<b>6.5</b>	<b>404</b>	<b>150</b>	<b>203</b>
<b>Netherlands</b>	<b>131</b>	<b>3.2</b>	<b>16 334</b>	<b>1 578</b>	<b>3 976</b>
West-Nederland	144	3.1	7 626	716	1 956
Zuid-Nederland	127	3.1	3 548	-	75
Noord-Nederland	125	3.9	1 701	-	65
Oost-Nederland	110	3.0	3 460	225	335
Multiregional	-	-	-	637	1 169
Credit lines	-	-	-	-	375

**Table F Breakdown of loans by region in 2008 and from 2004 to 2008 (continued)**

(Amounts in EUR million)

	<i>GDP per capita</i>	<i>Unemployment rate (%)</i>	<i>Population ('000)</i>	2008	2004-2008
<b>Austria</b>	<b>129</b>	<b>4.4</b>	<b>8 266</b>	<b>1 318</b>	<b>5 655</b>
Ostösterreich	137	5.8	3 512	527	2 050
Westösterreich	130	3.1	2 991	255	581
Südösterreich	111	3.8	1 762	153	703
Multiregional	-	-	-	228	637
Credit lines	-	-	-	155	1 684
<b>Poland</b>	<b>51</b>	<b>9.6</b>	<b>38 157</b>	<b>2 837</b>	<b>11 002</b>
Mazowieckie	81	9.1	5 158	524	1 055
Śląskie	55	8.1	4 686	-	275
Wielkopolskie	55	8.3	3 372	48	176
Dolnośląskie	53	12.7	2 888	-	135
Pomorskie	50	9.5	2 199	-	287
Zachodniopomorskie	48	11.5	1 694	100	130
Łódzkie	47	9.3	2 577	-	220
Kujawsko-Pomorskie	45	11.3	2 068	780	1 260
Małopolskie	-	8.5	3 266	-	141
Multiregional	-	-	-	1 150	5 489
Credit lines	-	-	-	236	1 834
<b>Portugal</b>	<b>75</b>	<b>8.0</b>	<b>10 570</b>	<b>2 644</b>	<b>8 817</b>
Lisboa e Vale do Tejo	106	8.9	2 779	155	1 006
Madeira	95	6.8	-	25	217
Algarve	80	6.7	417	-	21
Alentejo	70	8.4	766	-	180
Açores	67	4.3	242	-	136
Centro	64	5.6	2 382	270	1 109
Norte	60	9.4	3 738	730	1 807
Multiregional	-	-	-	826	2 428
Credit lines	-	-	-	638	1 913
<b>Romania</b>	<b>35</b>	<b>6.4</b>	<b>21 610</b>	<b>1 112</b>	<b>2 994</b>
<b>Slovenia</b>	<b>87</b>	<b>4.8</b>	<b>2 003</b>	<b>159</b>	<b>1 652</b>
<b>Slovakia</b>	<b>61</b>	<b>11.1</b>	<b>5 389</b>	<b>161</b>	<b>799</b>
<b>Finland</b>	<b>115</b>	<b>6.9</b>	<b>5 256</b>	<b>710</b>	<b>3 636</b>
Etelä-Suomi	133	5.7	2 596	460	1 868
Länsi-Suomi	102	6.5	1 334	-	136
Pohjois-Suomi	99	8.8	635	-	220
Itä-Suomi	85	11.0	664	-	87
Multiregional	-	-	-	200	700
Credit lines	-	-	-	50	625
<b>Sweden</b>	<b>124</b>	<b>6.2</b>	<b>9 048</b>	<b>1 311</b>	<b>3 901</b>
Stockholm	172	5.6	1 890	-	894
Västsverige	119	5.9	1 814	67	769
Mellersta Norrland	114	6.3	371	161	378
Övre Norrland	114	6.8	509	-	-
Sydsverige	110	7.1	1 320	-	306
Småland med Öarna	107	5.1	800	34	34
Norra Mellansverige	107	6.3	825	212	482
Östra Mellansverige	105	6.7	1 518	-	54
Multiregional	-	-	-	837	930
Credit lines	-	-	-	-	55
<b>United Kingdom</b>	<b>119</b>	<b>5.2</b>	<b>58 837</b>	<b>3 796</b>	<b>18 883</b>
London	185	6.8	7 188	98	2 178
South East	130	4.4	8 007	183	183
Scotland	113	4.7	5 064	79	984
South West	112	3.8	4 934	305	1 020
East Midlands	109	5.2	4 175	-	215
East	114	4.7	5 395	250	414
West Midlands	106	6.2	2 554	-	1 913
North West	104	5.7	6 732	574	1 710
Yorkshire and Humberside	103	5.5	4 967	-	1 527
Northern Ireland	97	3.9	1 689	71	502
North East	96	6.1	2 517	181	687
Wales	92	5.2	2 903	198	503
Multiregional	-	-	-	997	5 016
Credit lines	-	-	-	860	2 031
<b>EFTA</b>	-	-	-	-	<b>802</b>
<b>Total</b>	<b>100</b>	<b>7.2</b>	<b>-</b>	<b>51 480</b>	<b>216 569</b>

**Table G Agreements, Facilities and Decisions governing lending activity outside the EU, situation as at 31.12.2008**

Region or Country	Agreement, Facility, Financial Protocol, or Decision	Year of expiry	EIB own resources envelope (EUR m)		Budgetary resources (EUR m) <sup>1</sup>	
			Loans or loan guarantees	Risk capital	Technical assistance	Interest subsidies
<b>Lending with Member States' Guarantee</b>						
African, Caribbean and Pacific States (ACP) <sup>2</sup>	Cotonou Partnership Agreement				Yes	Yes
	– first financial protocol	2007 <sup>3</sup>	1 700	2 037		
	– second financial protocol	2013	2 000	1 100		
Overseas Countries and Territories (OCT) <sup>4</sup>	Council Decision				Yes	Yes
	– first financial protocol	2007 <sup>3</sup>	20	20		
	– second financial protocol	2013	30	28.5		
<b>Lending with European Community Guarantee <sup>5</sup></b>						
Pre-Accession Countries <sup>6</sup>	Council Decision	2013	8 700	No	Yes	Yes <sup>9</sup>
Neighbourhood and Partnership Countries <sup>7</sup>	Council Decision	2013	12 400 <sup>8</sup>	Yes	Yes	Yes <sup>9</sup>
Asia and Latin America <sup>10</sup>	Council Decision	2013	3 800 <sup>11</sup>	No	No	No
Republic of South Africa	Council Decision	2013	900	Yes	No	No
<b>Dedicated facilities, financing at EIB's own risk</b>						
Neighbourhood Countries, ACP, South Africa, Asia and Latin America	Facility for Energy Sustainability and Security of Supply	2013	3 000	No	No	No
Mediterranean Countries	Mediterranean Partnership Facility II	2013	2 000	No	No	No
Mediterranean Countries	Facility for Euro-Mediterranean Investment and Partnership (FEMIP) Trust Fund	–	–	34.50		No
Pre-Accession Countries	Pre-Accession Facility	2010	19 500	No	No	No

1 Managed by the EIB and funded from the Investment Facility (for the ACP/OCT), from the EU budget (to complement lending pursuant to Council Decisions) or from contributions of the Member States and the European Commission (FEMIP Trust Fund).

2 **Africa:** Angola, Benin, Botswana, Burkina Faso, Burundi, Cameroon, Cape Verde, Central African Republic, Chad, Comoros, Congo (Brazzaville), Congo (Kinshasa), Djibouti, Equatorial Guinea, Eritrea, Ethiopia, Gabon, Gambia, Ghana, Guinea, Guinea Bissau, Côte d'Ivoire, Kenya, Lesotho, Liberia, Madagascar, Malawi, Mali, Mauritania, Mauritius, Mozambique, Namibia, Niger, Nigeria, Rwanda, São Tomé e Príncipe, Senegal, Seychelles, Sierra Leone, South Africa, Sudan, Swaziland, Tanzania, Togo, Uganda, Zambia, Zimbabwe.

**Caribbean:** Antigua and Barbuda, Bahamas, Barbados, Belize, Dominica, Dominican Republic, Grenada, Guyana, Haiti, Jamaica, Saint Kitts and Nevis, Saint Lucia, Saint Vincent and the Grenadines, Suriname, Trinidad and Tobago.

**Pacific:** Cook Islands, East Timor, Federated State of Micronesia, Fiji, Kiribati, Marshall Islands, Nauru, Niue, Palau, Papua New Guinea, Samoa, Solomon Islands, Tonga, Tuvalu, Vanuatu.

3 Extended until the entry into force of the second financial protocol under the Cotonou Agreement / Overseas Association Decision, which took place on 1 July 2008.

4 Anguilla, Montserrat, British Virgin Islands, Cayman Islands, Turks and Caicos Islands, Falkland Islands, South Georgia and the South Sandwich Islands, Saint Helena, Pitcairn Islands, British Antarctic Territory, British Indian Ocean Territory, French Polynesia, New Caledonia and dependencies, Wallis and Futuna, French Southern and Antarctic Territories, Mayotte, Saint Pierre and Miquelon, Aruba, Netherlands Antilles, Greenland.

5 An additional optional mandate of EUR 2 000 million may be decided by the Council after the mid-term review of the EIB external lending mandate in 2010.

6 Includes (1) **Candidate Countries** (Croatia, Turkey, the Former Yugoslav Republic of Macedonia) and (2) **Potential Candidate Countries** (Albania, Bosnia and Herzegovina, Montenegro, Serbia, Kosovo under United Nations Security Council Resolution 1244 (1999)).

7 Includes (1) **Mediterranean** (Algeria, Egypt, the West Bank and the Gaza Strip, Israel, Jordan, Lebanon, Libya\*, Morocco, Syria, Tunisia), **Eastern Europe** (Belarus\*, Moldova, Ukraine), **Southern Caucasus** (Armenia, Azerbaijan, Georgia) and **Russia**.

8 Broken down into the following indicative sub-ceilings; (i) Mediterranean: EUR 8 700 million; (ii) Eastern Europe, Southern Caucasus and Russia: EUR 3 700 million.

9 For selected projects, on request by national authorities and financed by the country allocations of the Instrument for Pre-Accession Assistance (IPA) or European Neighbourhood and Partnership Instrument (ENPI).

10 **Asia** (without Central Asia): Afghanistan\*, Bangladesh, Bhutan\*, Brunei, Cambodia\*, China (including Hong Kong and Macao Special Administrative Regions), India, Indonesia, Iraq\*, South Korea, Laos, Malaysia, Maldives, Mongolia, Nepal, Pakistan, the Philippines, Singapore, Sri Lanka, Taiwan\*, Thailand, Vietnam, Yemen.

**Central Asia:** Kazakhstan, Kyrgyzstan, Tajikistan, Turkmenistan, Uzbekistan.

**Latin America:** Argentina, Bolivia, Brazil, Chile, Colombia, Costa Rica, Ecuador, El Salvador, Guatemala, Honduras, Mexico, Nicaragua, Panama, Paraguay, Peru, Uruguay, Venezuela.

11 Broken down into the following indicative sub-ceilings; Latin America: EUR 2 800 million; Asia (including Central Asia): EUR 1 000 million.

\* For countries marked with an asterisk (\*) and for other countries not listed, the eligibility of the country for EIB financing under the Community guarantee is decided by the Council on a case-by-case basis.



**Table H Financing provided in the Partner Countries in 2008**  
Breakdown by country and sector

(EUR million)

	Total	Resources		Sector					
		own	budgetary	Energy	Communi- cations	Water manage- ment and sundry infrastructure	Industry Services	Education Health	Credit lines
<b>MEDITERRANEAN COUNTRIES</b>	<b>1 290</b>	<b>1 228</b>	<b>62</b>	<b>841</b>	<b>247</b>	–	<b>88</b>	–	<b>114</b>
Tunisia	311	311	–	146	110	–	55	–	–
Morocco	289	270	19	170	100	–	–	–	19
Syria	277	275	2	275	–	–	–	–	2
Egypt	276	250	26	250	–	–	–	–	26
Lebanon	52	52	–	–	–	–	–	–	52
Jordan	37	37	–	–	37	–	–	–	–
Israel	33	33	–	–	–	–	33	–	–
Regional	16	–	16	–	–	–	–	–	16
<b>ACP-OCT</b>	<b>561</b>	<b>225</b>	<b>336</b>	<b>170</b>	<b>105</b>	<b>78</b>	<b>38</b>	–	<b>171</b>
<i>Africa</i>	<i>464</i>	<i>216</i>	<i>249</i>	<i>170</i>	<i>47</i>	<i>78</i>	<i>38</i>	–	<i>132</i>
Southern and Indian Ocean	149	75	74	60	–	39	–	–	50
Central and Equatorial	114	55	59	110	–	–	4	–	–
West	95	86	9	–	47	39	–	–	9
Multiregional	73	–	73	–	–	–	–	–	73
East	34	–	34	–	–	–	34	–	–
Caribbean	64	9	55	–	35	–	–	–	29
Pacific	23	–	23	–	23	–	–	–	–
OCT	10	–	10	–	–	–	–	–	10
<b>SOUTH AFRICA</b>	<b>203</b>	<b>203</b>	–	–	–	<b>150</b>	<b>53</b>	–	–
<b>ASIA, LATIN AMERICA (ALA)</b>	<b>469</b>	<b>469</b>	–	<b>101</b>	<b>269</b>	–	–	–	<b>100</b>
<i>Latin America</i>	<i>319</i>	<i>319</i>	–	–	<i>269</i>	–	–	–	<i>50</i>
Brazil	200	200	–	–	200	–	–	–	–
Paraguay	69	69	–	–	69	–	–	–	–
Mexico	50	50	–	–	–	–	–	–	50
<i>Asia</i>	<i>150</i>	<i>150</i>	–	<i>101</i>	–	–	–	–	<i>50</i>
India	150	150	–	101	–	–	–	–	50
<b>SOUTH-EAST EUROPE</b>	<b>3 453</b>	<b>3 453</b>	–	<b>438</b>	<b>1 093</b>	<b>415</b>	<b>203</b>	<b>70</b>	<b>1 235</b>
Turkey	2 706	2 706	–	435	919	300	203	–	850
Bosnia and Herzegovina	260	260	–	–	75	60	–	–	125
Serbia	257	257	–	–	87	50	–	70	50
Croatia	170	170	–	–	–	–	–	–	170
Montenegro	50	50	–	3	12	5	–	–	30
FYROM	10	10	–	–	–	–	–	–	10
<b>EASTERN EUROPE, SOUTHERN CAUCASUS, RUSSIA</b>	<b>170</b>	<b>170</b>	–	<b>150</b>	–	–	<b>20</b>	–	–
Ukraine	150	150	–	150	–	–	–	–	–
Moldova	20	20	–	–	–	–	20	–	–
<b>Total</b>	<b>6 145</b>	<b>5 747</b>	<b>398</b>	<b>1 699</b>	<b>1 713</b>	<b>643</b>	<b>401</b>	<b>70</b>	<b>1 619</b>

**Table I Financing provided in the Mediterranean Countries from 2004 to 2008**  
Breakdown by country and sector

(EUR million)

	Total	Resources		Sector					
		own	budgetary	Energy	Communi- cations	Water manage- ment and sundry infrastructure	Industry Services	Education Health	Credit lines
Egypt	1 833	1 783	51	1 193	290	–	200	–	151
Morocco	1 316	1 271	45	610	410	151	–	70	75
Tunisia	1 298	1 294	4	445	235	74	135	–	409
Syria	902	900	2	675	100	45	–	–	82
Lebanon	627	622	5	–	60	105	–	–	462
Israel	428	428	–	–	–	320	33	–	75
Jordan	187	187	–	100	37	–	–	–	50
Mediterranean Group	91	–	91	–	–	–	–	–	91
Gaza-West Bank	55	45	10	45	–	–	–	–	10
Algeria	25	12	13	–	–	–	15	–	10
<b>Total</b>	<b>6 762</b>	<b>6 542</b>	<b>220</b>	<b>3 068</b>	<b>1 132</b>	<b>695</b>	<b>384</b>	<b>70</b>	<b>1 414</b>

**Table J Financing provided in the ACP States and the OCT from 2004 to 2008**  
Breakdown by country and sector

(EUR million)

	Total	Resources		Sector				
		own	budgetary	Energy	Communi- cations	Water manage- ment and sundry infrastructure	Industry Services	Credit lines
<b>AFRICA</b>	<b>2 459.4</b>	<b>939.4</b>	<b>1 520.0</b>	<b>667.4</b>	<b>86.0</b>	<b>167.6</b>	<b>736.4</b>	<b>802.0</b>
<i>Southern Africa and Indian Ocean</i>	<i>828.7</i>	<i>431.1</i>	<i>397.6</i>	<i>112.1</i>	<i>29.0</i>	<i>84.6</i>	<i>512.6</i>	<i>90.5</i>
Madagascar	315.0	284.5	30.5	24.5	-	23.5	265.0	2.0
Zambia	199.9	47.5	152.4	7.6	-	-	162.5	29.8
Mozambique	135.1	-	135.1	45.0	-	31.0	59.1	-
Mauritius	68.0	34.0	34.0	-	14.0	-	19.0	35.0
Namibia	39.0	35.0	4.0	35.0	-	-	-	4.0
Malawi	30.8	15.8	15.0	-	-	15.8	-	15.0
Angola	15.0	-	15.0	-	15.0	-	-	-
Lesotho	14.3	14.3	-	-	-	14.3	-	-
Botswana	7.0	-	7.0	-	-	-	7.0	-
Regional	4.6	-	4.6	-	-	-	-	4.6
<i>West Africa</i>	<i>775.8</i>	<i>444.4</i>	<i>331.4</i>	<i>156.3</i>	<i>57.0</i>	<i>66.5</i>	<i>139.0</i>	<i>357.1</i>
Nigeria	274.0	140.9	133.1	-	-	-	124.0	150.0
Regional	155.1	75.0	80.1	33.0	-	-	-	122.1
Ghana	140.5	115.0	25.5	85.5	-	-	-	55.0
Cape Verde	55.0	47.0	8.0	-	47.0	-	-	8.0
Senegal	45.0	35.0	10.0	-	10.0	35.0	-	-
Mauritania	42.5	-	42.5	22.5	-	-	15.0	5.0
Burkina Faso	33.8	18.5	15.3	15.3	-	18.5	-	-
Niger	16.0	-	16.0	-	-	-	-	16.0
Benin	13.0	13.0	-	-	-	13.0	-	-
Liberia	1.0	-	1.0	-	-	-	-	1.0
<i>East Africa</i>	<i>420.7</i>	<i>8.9</i>	<i>411.8</i>	<i>224.0</i>	<i>-</i>	<i>16.5</i>	<i>56.0</i>	<i>124.2</i>
Uganda	178.5	-	178.5	98.5	-	-	5.0	75.0
Kenya	121.7	8.9	112.8	75.5	-	-	22.0	24.2
Ethiopia	95.5	-	95.5	50.0	-	16.5	29.0	-
Regional	25.0	-	25.0	-	-	-	-	25.0
<i>Central and Equatorial Africa</i>	<i>309.9</i>	<i>55.0</i>	<i>254.9</i>	<i>175.0</i>	<i>-</i>	<i>-</i>	<i>28.9</i>	<i>106.0</i>
Democratic Republic of Congo	110.0	55.0	55.0	110.0	-	-	-	-
Regional	75.0	-	75.0	-	-	-	-	75.0
Cameroon	73.1	-	73.1	65.0	-	-	4.1	4.0
Gabon	17.0	-	17.0	-	-	-	-	17.0
Republic of Congo	13.0	-	13.0	-	-	-	13.0	-
Chad	11.8	-	11.8	-	-	-	11.8	-
Rwanda	10.0	-	10.0	-	-	-	-	10.0
<i>Multiregional project</i>	<i>124.2</i>	<i>-</i>	<i>124.2</i>	<i>-</i>	<i>-</i>	<i>-</i>	<i>-</i>	<i>124.2</i>
<b>CARIBBEAN</b>	<b>265.0</b>	<b>67.1</b>	<b>198.0</b>	<b>23.1</b>	<b>38.7</b>	<b>-</b>	<b>20.0</b>	<b>183.3</b>
Regional	119.0	49.0	70.0	-	-	-	-	119.0
Dominican Republic	47.3	-	47.3	-	-	-	20.0	27.3
Trinidad and Tobago	37.0	-	37.0	-	-	-	-	37.0
Jamaica	35.0	-	35.0	-	35.0	-	-	-
Barbados	9.8	9.8	-	9.8	-	-	-	-
Saint Vincent and the Grenadines	8.3	8.3	-	8.3	-	-	-	-
Grenada	5.0	-	5.0	5.0	-	-	-	-
Belize	3.7	-	3.7	-	3.7	-	-	-
<b>PACIFIC</b>	<b>87.9</b>	<b>30.5</b>	<b>57.4</b>	<b>24.5</b>	<b>23.1</b>	<b>-</b>	<b>14.5</b>	<b>25.8</b>
Regional	47.5	-	47.5	-	23.1	-	-	24.4
Fiji	35.5	30.5	5.0	24.5	-	-	11.0	-
Salomon Islands	3.5	-	3.5	-	-	-	3.5	-
Tuvalu	1.0	-	1.0	-	-	-	-	1.0
Samoa	0.4	-	0.4	-	-	-	-	0.4
<b>ACP GROUP</b>	<b>209.5</b>	<b>-</b>	<b>209.5</b>	<b>-</b>	<b>-</b>	<b>-</b>	<b>-</b>	<b>209.5</b>
<b>Total ACP States</b>	<b>3 021.7</b>	<b>1 036.9</b>	<b>1 984.8</b>	<b>714.9</b>	<b>147.8</b>	<b>167.6</b>	<b>770.9</b>	<b>1 220.5</b>
<b>OCT</b>	<b>20.0</b>	<b>-</b>	<b>20.0</b>	<b>-</b>	<b>-</b>	<b>-</b>	<b>-</b>	<b>20.0</b>
Regional	10.0	-	10.0	-	-	-	-	10.0
New Caledonia	5.0	-	5.0	-	-	-	-	5.0
French Polynesia	5.0	-	5.0	-	-	-	-	5.0
<b>Grand total</b>	<b>3 041.7</b>	<b>1 036.9</b>	<b>2 004.8</b>	<b>714.9</b>	<b>147.8</b>	<b>167.6</b>	<b>770.9</b>	<b>1 240.5</b>

**Table K** **Financing provided in South Africa from 2004 to 2008**  
Breakdown by sector

(EUR million)

	Total	Sector				
		Energy	Communi- cations	Water manage- ment and sundry infrastructure	Industry Services	Credit lines
South Africa	641	168	-	395	78	-
<b>Total</b>	<b>641</b>	<b>168</b>	<b>-</b>	<b>395</b>	<b>78</b>	<b>-</b>

**Table L** **Financing provided in Asia and Latin America from 2004 to 2008**  
Breakdown by country and sector

(EUR million)

	Total	Sector				
		Energy	Communi- cations	Water manage- ment and sundry infrastructure	Industry Services	Credit lines
<b>LATIN AMERICA</b>	<b>1 225</b>	<b>-</b>	<b>847</b>	<b>27</b>	<b>261</b>	<b>90</b>
Brazil	641	-	450	-	191	-
Mexico	120	-	-	-	70	50
Colombia	100	-	100	-	-	-
Peru	100	-	100	-	-	-
Paraguay	69	-	69	-	-	-
Panama	68	-	41	27	-	-
Ecuador	40	-	40	-	-	-
Regional (Andean Pact)	40	-	-	-	-	40
Uruguay	28	-	28	-	-	-
Honduras	20	-	20	-	-	-
<b>ASIA</b>	<b>1 641</b>	<b>643</b>	<b>500</b>	<b>60</b>	<b>73</b>	<b>365</b>
China	1 000	500	500	-	-	-
India	150	101	-	-	-	50
Philippines	126	-	-	60	-	66
Sri Lanka	120	-	-	-	-	120
Vietnam	68	-	-	-	38	30
Indonesia	50	-	-	-	-	50
Maldives	50	-	-	-	-	50
Laos	42	42	-	-	-	-
Pakistan	35	-	-	-	35	-
<b>Total</b>	<b>2 866</b>	<b>643</b>	<b>1 347</b>	<b>87</b>	<b>334</b>	<b>455</b>

**Table M** **Financing provided in the Eastern Neighbours from 2004 to 2008**  
Breakdown by country and sector

(EUR million)

	Total	Sector					
		Energy	Communi- cations	Water manage- ment and sundry infrastructure	Industry Services	Education Health	Credit lines
<b>South-East Europe</b>	<b>11 385</b>	<b>890</b>	<b>5 066</b>	<b>620</b>	<b>1 042</b>	<b>238</b>	<b>3 530</b>
Turkey	8 271	553	3 678	330	1 020	50	2 640
Croatia	1 027	191	475	150	1	-	210
Serbia	1 012	-	474	75	8	175	280
Bosnia and Herzegovina	838	103	316	60	9	-	350
Albania	129	40	76	-	0	13	-
Montenegro	88	3	47	5	3	-	30
FYROM	21	-	-	-	1	-	20
<b>Eastern Europe, Southern Caucasus, Russia</b>	<b>460</b>	<b>152</b>	<b>230</b>	<b>58</b>	<b>20</b>	<b>-</b>	<b>-</b>
Ukraine	350	150	200	-	-	-	-
Russia	60	2	-	58	-	-	-
Moldova	50	-	30	-	20	-	-
<b>Total</b>	<b>11 845</b>	<b>1 042</b>	<b>5 296</b>	<b>678</b>	<b>1 062</b>	<b>238</b>	<b>3 530</b>

**Table N Medium and long-term borrowings raised**  
(before swaps)

Month of issue	Subscription currency	Characteristics (*)	Life (years)	Coupon (%)/ Structure	Amount (million)	
					Currency	EUR
<b>PUBLIC BORROWING OPERATIONS</b>						
<b>January</b>						
	AUD	1	4.0	7.000	500.0	302.3
	AUD	1	9.0	6.125	400.0	240.8
	AUD	1	12.6		250.0	148.9
	CHF	1	2.0	inflation linked	280.0	170.8
	CHF	1	11.0	2.500	125.0	78.1
	EUR	1	19.0	inflation linked	18.6	18.6
	EUR	1	24.0	inflation linked	14.2	14.2
	EUR	1	29.0	inflation linked	14.3	14.3
	EUR	1	39.0	inflation linked	13.8	13.8
	EUR	2	6.7	4.250	2 000.0	2 000.0
	GBP	1	6.2	6.250	100.0	134.4
	GBP	1	10.7	4.750	150.0	201.3
	GBP	1	17.2	5.500	100.0	132.9
	GBP	1	6.2	6.250	100.0	133.7
	GBP	1	17.2	5.500	100.0	133.7
	GBP	1	8.7	4.875	100.0	134.1
	GBP	1	4.4	4.750	450.0	604.4
	GBP	1	3.1	5.375	200.0	266.8
	GBP	1	7.5	4.375	100.0	133.5
	GBP	1	4.4	4.750	200.0	266.0
	GBP	1	5.0	4.500	100.0	133.8
	GBP	1	4.3	4.750	100.0	134.7
	GBP	1	8.6	4.875	150.0	202.0
	HUF	1	1.9	8.000	3 000.0	11.6
	HUF	1	7.0	6.500	5 000.0	19.7
	HUF	1	4.0	6.500	6 000.0	23.6
	JPY	1	9.4	1.400	50 000.0	310.2
	JPY	1	18.0	1.900	25 000.0	158.8
	JPY	1	3.6	FRN	25 000.0	158.2
	MXN	1	1.5	9.250	500.0	31.1
	NOK	1	2.9	4.250	500.0	63.3
	NOK	1	9.3	4.250	1 000.0	124.5
	NOK	1	5,3	4.500	1 000.0	124.5
	NZD	1	2.8	7.750	100.0	52.0
	NZD	1	4.0	7.000	200.0	104.8
	SKK	1	15.6	zero coupon	222.7	6.7
	TRY	1	2.1	12.000	420.0	245.0
	TRY	1	5.1	14.000	100.0	57.4
	TRY	1	3.0	14.250	100.0	57.4
	USD	1	3.1	3.250	4 000.0	2 717.5
	USD	1	5.1	2.875	3 000.0	2 059.9
	USD	1	5.0	synthetic PHP	49.2	33.2
	USD	1	5.0	synthetic BRL	279.7	189.2
	ZAR	1	6.7	8.500	200.0	19.0
	ZAR	1	1.7	9.000	250.0	25.5
	ZAR	1	3.0	10.000	750.0	74.2
	ZAR	1	1.6	9.000	250.0	24.1
<b>February</b>						
	AUD	1	5.5	6.000	500.0	308.5
	CHF	1	11.0	2.500	75.0	46.6
	GBP	1	10.7	4.750	150.0	199.9
	GBP	1	3.8	5.500	100.0	132.7
	GBP	1	36.1	4.500	50.0	66.8
	GBP	1	4.3	4.750	150.0	198.8
	HUF	1	1.2	8.250	4 000.0	15.3
	HUF	1	1.8	8.000	3 000.0	11.6
	ISK	1	1.9	10.250	2 000.0	20.8
	NZD	1	2.7	7.750	200.0	107.3
	NZD	1	2.0	7.380	845.0	454.3
	TRY	1	1.4	18.250	50.0	28.3
	TRY	1	8.3	14.000	150.0	84.6
	TRY	1	1.0	12.500	50.0	28.0
	USD	1	3.0	2.070	13.5	9.2
	USD	1	2.0	synthetic ZMK	33.3	23.0
	USD	1	2.0	synthetic ZMK	6.7	4.6
	USD	1	7.1	3.750	1 750.0	1 196.2
	USD	1	30.0	zero coupon	25.0	17.0
	ZAR	1	5.6	8.000	150.0	13.1
	ZAR	1	6.6	8.500	250.0	22.1
	ZAR	1	1.6	9.000	250.0	22.1
	ZAR	1	5.0	9.000	500.0	44.6
<b>March</b>						
	AUD	1	8.8	6.125	400.0	240.7
	BGN	1	3.0	6.000	29.0	14.8
	BGN	1	3.0	6.000	6.0	3.1
	CHF	1	2.0	2.075	200.0	127.3
	CHF	1	10.0	3.250	300.0	190.6
	GBP	1	24.2	5.625	100.0	130.7
	GBP	1	3.7	5.500	150.0	195.8
	GBP	1	10.5	4.750	100.0	127.5
	GBP	1	4.8	4.500	100.0	130.5
	GBP	1	2.7	4.250	150.0	195.7

**Table N Medium and long-term borrowings raised (continued)**  
(before swaps)

Month of issue	Subscription currency	Characteristics (*)	Life (years)	Coupon (%)/ Structure	Amount (million)	
					Currency	EUR
<b>PUBLIC BORROWING OPERATIONS</b>						
<b>March</b>						
	GBP	1	7.3	4.375	100.0	130.5
	GBP	1	4.8	4.500	150.0	195.6
	GBP	1	4.2	4.750	100.0	130.4
	GBP	1	8.5	4.875	100.0	130.4
	GBP	1	4.8	4.500	100.0	130.5
	GBP	1	4.2	4.750	100.0	129.9
	GBP	1	7.3	4.375	100.0	127.1
	GBP	1	8.4	4.875	100.0	127.9
	GBP	1	4.8	4.500	100.0	127.0
	HUF	1	2.3	7.750	3 000.0	11.7
	NZD	1	3.8	7.000	100.0	52.5
	USD	1	5.2	3.250	3 000.0	1 938.4
	USD	1	2.5	synthetic BRL	29.0	18.4
	ZAR	1	10.7	9.000	500.0	39.2
<b>April</b>						
	AUD	1	3.7	7.000	500.0	293.9
	CZK	1	11.0	4.230	1 000.0	40.2
	EUR	2	5.5	3.625	2 000.0	2 000.0
	EUR	1	4.4	synthetic BRL	18.9	18.9
	EUR	2	6.9	4.250	3 000.0	3 000.0
	GBP	1	4.2	4.750	100.0	126.6
	GBP	1	4.1	4.750	100.0	125.1
	GBP	1	4.7	4.500	100.0	124.3
	GBP	1	4.1	4.750	150.0	188.9
	GBP	1	2.8	5.375	150.0	191.3
	JPY	1	9.2	1.400	25 000.0	152.2
	JPY	1	30.0	PRDC	1 200.0	7.5
	TRY	1	3.5	15.750	50.0	24.6
	USD	1	3.1	2.625	4 000.0	2 546.0
	USD	1	5.0	synthetic IDR	50.0	32.0
	USD	1	1.4	synthetic BRL	29.7	18.7
	USD	1	5.0	synthetic IDR	150.0	94.2
	ZAR	1	5.5	8.000	150.0	12.3
	ZAR	1	4.0	10.000	500.0	40.3
<b>May</b>						
	AUD	1	5.2	6.000	500.0	306.3
	BGN	1	2.8	6.000	40.0	20.5
	BGN	1	2.8	6.000	30.0	15.3
	EUR	1	6.0	equity linked	15.3	15.3
	EUR	1	6.0	FRN	180.0	180.0
	GBP	1	3.6	5.500	100.0	126.8
	GBP	1	4.1	4.750	100.0	126.8
	GBP	1	2.8	5.375	100.0	126.2
	GBP	1	2.8	5.375	150.0	188.5
	GBP	1	4.6	4.500	100.0	125.4
	RUB	1	9.0	6.750	500.0	13.6
	SEK	1	3.3	4.500	200.0	21.5
	SEK	1	9.2	4.500	125.0	13.4
	SEK	1	12.5	5.000	400.0	43.1
	SEK	1	2.8	4.500	500.0	53.8
	TRY	1	3.4	15.750	75.0	39.0
	USD	1	3.1	3.125	4 000.0	2 581.4
	USD	1	1.4	synthetic BRL	75.0	48.3
<b>June</b>						
	BGN	1	5.0	FRN	40.0	20.5
	BGN	1	4.0	6.750	50.0	25.6
	EUR	1	2.4	3.750	1 000.0	1 000.0
	EUR	2	3.3	3.625	1 000.0	1 000.0
	GBP	1	4.0	4.750	100.0	126.2
	GBP	1	2.7	5.375	100.0	126.3
	JPY	1	10.0	PRDC	11 885.0	71.0
	RUB	1	3.2	7.000	750.0	20.4
	SEK	1	2.7	4.500	500.0	53.4
	TRY	1	1.1	18.250	75.0	38.0
	TRY	1	7.8	zero coupon	46.9	24.2
	USD	1	5.1	4.250	3 000.0	1 949.3
	USD	1	28.0	zero coupon	45.4	28.8
	USD	1	4.0	synthetic BRL	60.6	39.0
	USD	1	4.6	synthetic BRL	153.5	99.2
	USD	1	50.0	zero coupon	45.7	29.1

**Table N Medium and long-term borrowings raised (continued)**  
(before swaps)

Month of issue	Subscription currency	Characteristics (*)	Life (years)	Coupon (%)/ Structure	Amount (million)	
					Currency	EUR
<b>PUBLIC BORROWING OPERATIONS</b>						
<b>July</b>						
	BGN	1	4.0	6.750	10.0	5.1
	EUR	2	2.7	4.750	3 000.0	3 000.0
	EUR	1	2.0	4.750	1 000.0	1 000.0
	GBP	1	2.4	4.250	100.0	125.7
	JPY	1	9.0	1.400	25 000.0	149.4
	NOK	1	4.8	4.500	150.0	18.6
	SEK	1	2.6	4.500	500.0	52.9
	SEK	1	5.8	4.500	300.0	31.5
	SEK	1	9.1	4.500	150.0	15.8
	TRY	1	1.5	12.000	250.0	137.0
	USD	1	30.0	zero coupon	25.0	15.7
<b>August</b>						
	BGN	1	4.8	FRN	45.0	23.0
	EUR	2	3.1	3.625	1 000.0	1 000.0
	NOK	1	2.0	6.000	850.0	106.2
	NZD	1	3.4	7.000	100.0	46.5
	SEK	1	5.7	4.500	225.0	23.9
	TRY	1	7.9	14.000	50.0	27.9
	USD	1	3.1	3.250	4 000.0	2 728.6
	USD	1	2.2	synthetic BRL	32.0	20.5
	USD	1	27.0	zero coupon	69.9	46.9
	USD	1	49.9	zero coupon	26.2	17.6
	USD	1	20.0	zero coupon	25.0	17.0
<b>September</b>						
	AUD	1	1.0	6.250	125.0	72.1
	CHF	1	3.0	2.250	125.0	78.6
	CHF	1	3.0	2.250	100.0	63.4
	EUR	1	18.3	inflation linked	16.1	16.1
	EUR	1	23.3	inflation linked	7.7	7.7
	EUR	1	28.3	inflation linked	9.9	9.9
	EUR	1	38.3	inflation linked	10.7	10.7
	GBP	1	4.3	4.500	100.0	126.4
	GBP	1	2.2	4.250	100.0	126.3
	GBP	1	3.7	4.750	100.0	126.2
	GBP	1	3.4	5.000	300.0	377.9
	NOK	1	9.0	5.250	1 000.0	121.4
	SEK	1	7.0	FRN	1 200.0	126.1
	USD	1	11.0	zero coupon	28.3	19.3
<b>October</b>						
	CHF	1	1.0	1.515	125.0	82.7
	CHF	1	3.0	2.250	50.0	31.8
	CHF	1	6.7	2.500	150.0	97.0
	CHF	1	3.0	2.250	25.0	17.2
	EUR	1	7.0	3.320	100.0	100.0
	EUR	1	5.0	3.430	100.0	100.0
	GBP	1	6.8	4.375	550.0	695.3
	GBP	1	7.9	4.875	325.0	417.6
	TRY	1	10.0	14.950	55.0	30.6
	TRY	1	10.0	16.800	30.0	13.8
	USD	1	3.1	2.625	4 000.0	2 952.0
<b>November</b>						
	EUR	1	5.0	2.830	50.0	50.0
	EUR	2	2.9	3.625	1 000.0	1 000.0
	EUR	1	2.0	3.750	750.0	750.0
	RUB	1	10.0	19.100	355.0	10.0
	USD	1	30.0	zero coupon	25.0	19.5
	USD	3	2.5	swap restructuring	n/a	654.0
	USD	3	4.7	swap restructuring	n/a	443.0
<b>December</b>						
	CHF	1	3.0	6.700	300.0	193.8
	EUR	1	9.5	FRN	40.0	40.0
	EUR	1	4.2	2.85	125.0	125.0
	USD	1	9.5	FRN	50.0	39.6
	USD	3	8.5	swap restructuring	n/a	130.9
	USD	3	7.8	swap restructuring	n/a	119.4
	USD	3	4.6	swap restructuring	n/a	97.1
	USD	3	2.5	swap restructuring	n/a	29.9
	USD	3	4.0	swap restructuring	n/a	56.2
	USD	3	3.3	swap restructuring	n/a	41.2
	USD	3	7.2	swap restructuring	n/a	74.9
<b>203 operations</b>					<b>56 043.4</b>	

**Table N Medium and long-term borrowings raised (continued)**  
(before swaps)

Month of issue	Subscription currency	Characteristics (*)	Life (years)	Coupon (%)/ Structure	Amount (million)	
					Currency	EUR
<b>PRIVATE BORROWING OPERATIONS</b>						
<b>January</b>						
	JPY	1	1.0	PRDC	10 000.0	63.6
	USD	1	3.0	step-up, bullet	100.0	67.8
	USD	1	30.0	zero coupon	29.1	20.2
	USD	1	8.0	4.070	100.0	67.6
	USD	1	9.0	4.170	100.0	67.6
	USD	1	1.0	2.800	100.0	67.1
	USD	1	1.0	2.670	100.0	68.1
	USD	1	5.0	3.500	100.0	67.7
	USD	1	4.9	3.680	100.0	67.7
	USD	1	10.0	4.270	100.0	67.7
	USD	1	30.0	zero coupon	30.0	20.3
<b>February</b>						
	EUR	1	6.0	zero coupon	160.9	160.9
	JPY	1	30.0	PRDC	1 000.0	6.3
	USD	1	10.0	4.670	100.0	66.2
	USD	1	10.0	4.690	100.0	66.2
<b>March</b>						
	AUD	1	10.0	6.700	280.0	163.1
	EUR	1	6.0	zero coupon	67.3	67.3
	NZD	1	9.7	7.500	100.0	51.8
	USD	1	1.7	zero coupon	250.9	161.2
	USD	1	3.0	2.570	200.0	129.7
<b>April</b>						
	AUD	1	9.0	6.740	400.0	232.7
	JPY	1	30.0	PRDC	1 000.0	6.3
	USD	1	1.0	1.690	100.0	64.1
<b>May</b>						
	JPY	1	30.0	PRDC	1 000.0	6.2
	JPY	1	30.0	PRDC	20 000.0	122.7
	USD	1	10.0	4.590	200.0	127.3
	USD	1	10.0	4.650	200.0	127.3
<b>June</b>						
	JPY	1	30.0	PRDC	1 000.0	6.1
	JPY	1	30.0	PRDC	1 000.0	6.0
	JPY	1	30.0	PRDC	20 000.0	120.7
	USD	1	5.0	4.470	200.0	127.9
	USD	1	5.0	4.525	200.0	129.2
	USD	1	3.0	4.010	200.0	129.2
<b>July</b>						
	JPY	1	30.0	PRDC	1 000.0	5.9
<b>August</b>						
	JPY	1	30.0	PRDC	1 000.0	6.0
	JPY	1	30.0	PRDC	1 000.0	6.0
<b>September</b>						
	JPY	1	30.0	PRDC	500.0	3.3
	JPY	1	30.0	PRDC	1 100.0	7.1
	JPY	1	29.9	PRDC	500.0	3.2
<b>October</b>						
	EUR	1	5.0	zero coupon	51.1	51.1
<b>November</b>						
	USD	1	5.2	3.165	300.0	239.4
	USD	1	3.2	2.200	300.0	240.0
	USD	1	2.2	2.105	200.0	158.9
<b>December</b>						
	AUD	1	12.0	0.500	24.9	8.6
		<b>44 operations</b>				<b>3 453.5</b>
<b>Grand total</b>		<b>247 operations</b>				<b>59 496.9 (**)</b>

(\*) Characteristics:

(1) Operations launched under MTN or debt issuance programmes.

(2) EARN.

(3) Restructuring of existing swaps (not new issues).

(\*\*) In establishing statistics on its borrowing operations, the EIB applies the conversion rates obtaining when the operation is launched to the amounts actually raised.

**Table O Borrowings raised (before swaps) from 2004 to 2008**

(Amounts in EUR million)

	2004		2005		2006		2007		2008	
	Amount	%	Amount	%	Amount	%	Amount	%	Amount	%
<b>European Union</b>										
EUR	17 396	34.9	19 637	37.1	16 969	37.7	20 675	37.7	16 764	28.2
BGN	51	0.1	0	0.0	102	0.2	28	0.1	128	0.2
CZK	0	0.0	0	0.0	18	0.0	0	0.0	40	0.1
DKK	0	0.0	0	0.0	235	0.5	134	0.2	0	0.0
GBP	9 583	19.2	11 903	22.5	6 769	15.0	11 023	20.1	8 917	15.0
HUF	880	1.8	236	0.4	97	0.2	108	0.2	93	0.2
PLN	222	0.4	73	0.1	32	0.1	27	0.0	0	0.0
RON	0	0.0	0	0.0	0	0.0	90	0.2	0	0.0
SEK	329	0.7	174	0.3	309	0.7	893	1.6	435	0.7
SIT	17	0.0	0	0.0	0	0.0	0	0.0	0	0.0
SKK	0	0.0	0	0.0	0	0.0	0	0.0	7	0.0
<b>Total</b>	<b>28 478</b>	<b>57.1</b>	<b>32 023</b>	<b>60.5</b>	<b>24 530</b>	<b>54.5</b>	<b>32 979</b>	<b>60.1</b>	<b>26 384</b>	<b>1.2</b>
<b>Outside the European Union</b>										
AUD	1 065	2.1	756	1.4	1 813	4.0	905	1.7	2 318	3.9
CAD	193	0.4	0	0.0	0	0.0	659	1.2	0	0.0
CHF	0	0.0	709	1.3	703	1.6	445	0.8	1 178	2.0
HKD	67	0.1	0	0.0	101	0.2	0	0.0	0	0.0
ISK	0	0.0	243	0.5	420	0.9	261	0.5	21	0.0
JPY	1 418	2.8	1 431	2.7	1 205	2.7	2 198	4.0	1 377	2.3
MXN	0	0.0	183	0.3	0	0.0	0	0.0	31	0.1
NOK	0	0.0	38	0.1	424	0.9	196	0.4	559	0.9
NZD	329	0.7	1 134	2.1	875	1.9	1 344	2.5	869	1.5
RUB	0	0.0	0	0.0	0	0.0	115	0.2	44	0.1
TRY	0	0.0	1 375	2.6	943	2.1	1 097	2.0	836	1.4
USD	17 863	35.8	14 785	27.9	13 748	30.5	14 400	26.3	25 544	42.9
ZAR	474	0.9	251	0.5	280	0.6	234	0.4	336	0.6
<b>Total</b>	<b>21 409</b>	<b>42.9</b>	<b>20 906</b>	<b>39.5</b>	<b>20 512</b>	<b>45.5</b>	<b>21 853</b>	<b>39.9</b>	<b>33 113</b>	<b>55.7</b>
<b>Grand total</b>	<b>49 888</b>	<b>100.0</b>	<b>52 929</b>	<b>100.0</b>	<b>45 041</b>	<b>100.0</b>	<b>54 832</b>	<b>100.0</b>	<b>59 497 (*)</b>	<b>56.8</b>
of which: fixed	42 406	85.0	47 155	89.1	41 158	91.4	50 790	92.6	55 092	0.9
of which: floating	7 482	15.0	5 774	10.9	3 884	8.6	4 042	7.4	4 405	0.1
<b>Medium and long-term operations</b>										
- Public borrowing operations	44 174	88.5	48 975	92.5	32 263	71.6	51 136	93.3	56 043	0.9
- Private borrowing operations	5 713	11.5	3 955	7.5	12 778	28.4	3 696	6.7	3 454	0.1

(\*) In establishing statistics on its borrowing operations, the EIB applies the conversion rates obtaining when the operation is launched to the amounts actually raised.



**Table P Borrowings raised (after swaps) from 2004 to 2008**

(Amounts in EUR million)

	2004		2005		2006		2007		2008	
	Amount	%	Amount	%	Amount	%	Amount	%	Amount	%
<b>European Union</b>										
EUR	19 339	38.8	32 883	62.1	29 173	64.8	33 807	61.7	41 988	70.6
GBP	5 115	10.3	3 666	6.9	2 549	5.7	6 123	11.2	5 410	9.1
CZK	522	1.0	19	0.0	18	0.0	0	0.0	40	0.1
DKK	0	0.0	0	0.0	235	0.5	134	0.2	0	0.0
HUF	77	0.2	53	0.1	97	0.2	108	0.2	93	0.2
PLN	272	0.5	49	0.1	32	0.1	27	0.0	0	0.0
SEK	165	0.3	469	0.9	309	0.7	677	1.2	435	0.7
SKK	0	0.0	0	0.0	0	0.0	0	0.0	7	0.0
<b>Total</b>	<b>25 489</b>	<b>54.8</b>	<b>37 139</b>	<b>72.1</b>	<b>32 411</b>	<b>72.0</b>	<b>40 877</b>	<b>74.5</b>	<b>47 974</b>	<b>80.6</b>
<b>Outside the European Union</b>										
CHF	0	0.0	259	0.5	0	0.0	0	0.0	381	0.6
JPY	0	0.0	0	0.0	0	0.0	0	0.0	149	0.3
USD	20 785	41.7	14 261	26.9	12 462	27.7	13 955	25.5	10 774	18.1
NOK	0	0.0	38	0.1	88	0.2	0	0.0	140	0.2
TRY	0	0.0	0	0.0	0	0.0	0	0.0	39	0.1
ZAR	220	0.4	63	0.1	80	0.2	0	0.0	39	0.1
<b>Total</b>	<b>21 005</b>	<b>42.1</b>	<b>14 621</b>	<b>27.6</b>	<b>12 630</b>	<b>28.0</b>	<b>13 955</b>	<b>25.5</b>	<b>11 523</b>	<b>19.4</b>
<b>Grand total</b>	<b>49 888</b>	<b>100.0</b>	<b>52 929</b>	<b>100.0</b>	<b>45 041</b>	<b>100.0</b>	<b>54 832</b>	<b>100.0</b>	<b>59 497<sup>(*)</sup></b>	<b>100.0</b>
<b>Medium and long-term operations</b>										
- Public borrowing operations	44 174	88.5	48 975	92.5	32 263	71.6	51 136	93.3	56 043	94.2
- Private borrowing operations	5 713	11.5	3 955	7.5	12 778	28.4	3 696	6.7	3 454	5.8

(\*) In establishing statistics on its borrowing operations, the EIB applies the conversion rates obtaining when the operation is launched to the amounts actually raised.

**Table Q Medium and long-term resources raised (after swaps) in ECU/EUR from 1981 to 2008**

(Amounts in millions)

Year	After swaps		
	Raised in ECU/EUR (A)	Total raised (B)	A/B as %
1981-2002	86 953	323 350	27
2003	23 041	42 536	54
2004	19 339	49 888	39
2005	32 883	52 929	62
2006	29 173	45 041	65
2007	33 807	54 832	62
2008	41 988	59 497 <sup>(*)</sup>	71
<b>Total</b>	<b>267 183</b>	<b>628 073</b>	<b>43</b>

From 1997 to 1998, euro-denominated issues with issue price and coupon initially payable in ECU.

Euro introduced as from 1999.

(\*) In establishing statistics on its borrowing operations, the EIB applies the conversion rates obtaining when the operation is launched to the amounts actually raised.

**Table R Borrowings raised in 2008 – Breakdown by currency before/after swaps**

(Amounts in EUR million)

	Before swaps		After swaps	
	Amount	%	Amount	%
Medium and long-term operations				
<b>European Union</b>	<b>26 384</b>	<b>44.3</b>	<b>47 974</b>	<b>80.6</b>
EUR	16 764	28.2	41 988	70.6
GBP	8 917	15.0	5 410	9.1
BGN	128	0.2	–	–
CZK	40	0.1	40	0.1
HUF	93	0.2	93	0.2
SEK	435	0.7	435	0.7
SKK	7	0.0	7	0.0
<b>Outside the European Union</b>	<b>33 113</b>	<b>55.7</b>	<b>11 523</b>	<b>19.4</b>
AUD	2 318	3.9	–	–
CHF	1 178	2.0	381	0.6
ISK	21	–	–	–
JPY	1 377	2.3	149	0.3
MXN	31	0.1	–	–
NOK	559	0.9	140	0.2
NZD	869	1.5	–	–
RUB	44	0.1	–	–
TRY	836	1.4	39	0.1
USD	25 544	42.9	10 774	18.1
ZAR	336	0.6	39	0.1
<b>Grand total</b>	<b>59 497 (*)</b>	<b>100.0</b>	<b>59 497 (*)</b>	<b>100.0</b>
of which: fixed	55 092	92.6	–	–
of which: floating	4 405	7.4	59 497	100.0

(\*) In establishing statistics on its borrowing operations, the EIB applies the conversion rates obtaining when the operation is launched to the amounts actually raised.

**Table S Borrowings raised (before swaps) in 2008 under medium-term note or debt issuance programmes (excluding EARNs and stand-alone issues)**

(Amounts in EUR million)

	Currency	EUR	Number of transactions
<b>Total European Union</b>		<b>11 759</b>	<b>86</b>
	BGN	128	8
	CZK	40	1
	EUR	3 588	20
	GBP	7 467	40
	HUF	93	6
	SEK	435	10
	SKK	7	1
<b>Total outside the European Union</b>		<b>9 669</b>	<b>114</b>
	AUD	2 169	10
	CHF	492	3
	ISK	21	1
	JPY	204	14
	MXN	31	1
	NOK	559	6
	NZD	869	7
	RUB	44	3
	TRY	808	13
	USD	4 136	45
	ZAR	336	11
<b>Total</b>		<b>21 428</b>	<b>200</b>



# European Investment Fund

## Equity Signatures

between 1 January 2008 and 31 December 2008

All figures in EUR m (historical xrate)

Resources	Fund Vehicle	Country	Signatures
<b>EIF</b>			<b>19.2</b>
	Alcedo III	Italy	2.5
	Arx III	Central & Eastern Europe	2.0
	BioMedInvest Fonds II	Multi-country	0.9
	Chalmers Innovation Fund	Sweden	0.5
	Earlybird IV	Multi-country	2.0
	Eden Two	United Kingdom	1.4
	Eqvitec Mezzanine Fund III	Finland	1.5
	Lead Equities II	Austria	1.0
	Life Sciences Partners IV B.V.	Multi-country	1.1
	MCH Private Equity Fund III	Spain	1.5
	Middle Market Fund IV	France	1.4
	Montefiore Investment II	France	1.5
	Neuhaus III GmbH & Co.KG	Multi-country	0.1
	Nordic Biotech Opportunity Fund KS	Denmark	0.5
	Odin Equity Partners Fund II	Denmark	1.3
<b>EIB</b>			<b>187.6</b>
	Alcedo III	Italy	22.5
	Arx III	Central & Eastern Europe	18.0
	Baring Iberia III	Spain	3.1
	BioMedInvest Fonds II	Multi-country	8.3
	Chalmers Innovation Fund	Sweden	2.4
	Coinversion Neotec SA SCR	Spain	0.5
	Earlybird IV	Multi-country	13.0
	Eden Two	United Kingdom	5.4
	Eqvitec Mezzanine Fund III	Finland	13.5
	Lead Equities II	Austria	9.0
	Life Sciences Partners IV B.V.	Multi-country	10.3
	MCH Private Equity Fund III	Spain	13.5
	Middle Market Fund IV	France	12.9
	Montefiore Investment II	France	13.5
	Neuhaus III GmbH & Co.KG	Multi-country	0.3
	Nordic Biotech Opportunity Fund KS	Denmark	4.4
	Odin Equity Partners Fund II	Denmark	11.5
	Portugal Venture Capital Initiative PVCi	Portugal	15.0
	ProA Capital Iberian Buyout Fund I USA, FCR	Spain	5.4
	Royalton Capital Investors II	Central & Eastern Europe	3.3
	The UK High Technology Fund Ltd	United Kingdom	1.8
<b>Commission</b>			<b>134.3</b>
	360 Capital One	Multi-country	14.8
	Albuquerque FCR	Portugal	13.1
	Capricorn Cleantech Fund	Multi-country	15.0
	Chalmers Innovation Fund	Sweden	2.9
	Dritte SHS Technologie GmbH & Co. KG	Germany	7.6
	Fountain Healthcare Partners Fund I	Ireland	15.0
	Inventure Fund Ky (ex Holtron)	Finland	9.9
	Pentech Fund II	United Kingdom	5.0
	Pinova Fund I	Germany	12.5
	Serena Capital	Multi-country	12.5
	UMIP-MTI TTA Fund	United Kingdom	11.6
	WHEB Ventures Private Equity Fund II	Multi-country	14.4
<b>BMW (German Federal Ministry of Economics and Technology)</b>			<b>43.6</b>
	BioMedInvest Fonds II	Multi-country	9.2
	Dritte SHS Technologie GmbH & Co. KG	Germany	7.6
	Earlybird IV	Multi-country	15.0
	Life Sciences Partners IV B.V.	Multi-country	11.5
	Neuhaus III GmbH & Co.KG	Multi-country	0.3
<b>Grand total</b>			<b>384.7</b>

## Guarantee Operations

EUR m

Resources	Contract name	Country	
<b>Own funds</b>			<b>834.1</b>
<b>Credit enhancement</b>			
	BEST SME 2008	Netherlands	60.0
	Cordusio SME 2008-1 (UCCB)	Italy	254.2
	CoSMO Finance 2008	Germany	10.0
	Park Mountain Lease 2008-I	United Kingdom, Belgium, Netherlands	109.9
	Pharma Finance 3	Italy	13.7
	Procredit Bulgaria *	Bulgaria	20.0
	ProCredit Serbia 2008-1	Serbia	50.0
	Raiffeisen Leasing Polska *	Poland	33.5
	Rete Fidi Liguria	Italy	88.4
	S-Core 2008-1	Germany	44.4
	Zephyros	Italy	150.0
<b>European Commission resources: CIP (Competitiveness &amp; Innovation Framework Programme)</b>			<b>1 308.8</b>
	ADIE – MC	France	45.0
	CERSA – LGF	Spain	322.0
	FDP CF – LGF	Belgium	15.1
	FDP MF – LGF	Belgium	7.1
	KfW – LGF	Germany	146.0
	Microbank La Caixa – MC	Spain	98.3
	Siagi Growth – LGF	France	14.0
	Siagi Transmission – LGF	France	34.8
	Slovene Enterprise Fund – LGF	Slovenia	16.5
	SOCAMA PESE – LGF	France	217.0
	SOCAMA PSTR – LGF	France	358.0
	UniCredit Bank Hungary – LGF	Hungary	35.0
<b>Total</b>			<b>2 142.9</b>

\* Increase in commitment



## Conversion rates

The conversion rates used by the EIB during each quarter for recording statistics of its financing operations – contract signatures and disbursements – as well as of its borrowings are those obtaining on the last working day of the previous quarter; in 2008, these were as follows:

1 euro	EUR	
Austrian Schilling	ATS	13.7603
Belgian franc	BEF	40.3399
Cyprus pound	CYP	0.585274
German Mark	DEM	1.95583
Spanish peseta	ESP	166.386
Finnish markka	FIM	5.94573
French franc	FRF	6.55957
Greek drachma	GRD	340.750
Irish pound	IEP	0.787564
Italian lira	ITL	1936.27
Luxembourg franc	LUF	40.3399
Maltese lira	MTL	0.429300
Netherlands guilder	NLG	2.20371
Portuguese escudo	PTE	200.482
Slovenian tolar	SIT	239.64

		31.12.2007	31.03.2008	30.06.2008	30.09.2008
		1 <sup>st</sup> quarter 2008	2 <sup>nd</sup> quarter 2008	3 <sup>rd</sup> quarter 2008	4 <sup>th</sup> quarter 2008
<b>Community currencies</b>					
Lev	BGN	1.9558	1.9558	1.9558	1.9558
Czech koruna	CZK	26.628	25.335	23.893	24.66
Pound sterling	GBP	0.73335	0.7958	0.79225	0.7903
Forint	HUF	253.73	259.43	235.43	242.83
Swedish krona	SEK	9.4415	9.397	9.4703	9.7943
Slovak koruna	SKK	33.583	32.582	30.205	30.3
<b>Non-Community currencies</b>					
Australian dollar	AUD	1.6757	1.7334	1.6371	1.7739
Swiss franc	CHF	1.6547	1.5738	1.6056	1.5774
Icelandic krona	ISK	91.9	119.58	125.42	145.91
Yen	JPY	164.93	157.37	166.44	150.47
Mexican peso	MXN	15.89	16.7576	16.2345	15.4032
Norwegian krone	NOK	7.958	8.051	8.009	8.333
New Zealand dollar	NZD	1.9024	2.0079	2.0632	2.1143
Russian ruble	RUB	35.986	37.113	36.9477	36.4095
Turkish lira	TRY	1.717	2.0675	1.9323	1.8136
United States dollar	USD	1.4721	1.5812	1.5764	1.4303
South African rand	ZAR	10.0298	12.8118	12.3426	11.827

## EIB Group Addresses



### European Investment Bank

**www.eib.org – info@eib.org**

98-100, boulevard Konrad Adenauer  
L-2950 Luxembourg

(+352) 43 79 1  
 (+352) 43 77 04



### European Investment Fund

**www.eif.org – info@eif.org**

96, boulevard Konrad Adenauer  
L-2968 Luxembourg

(+352) 42 66 88 1  
 (+352) 42 66 88 200

The EIB wishes to thank the following promoters and suppliers for the photographs illustrating this report:

EIB photographic library (cover, p. 1 and headings, pp. 4, 10, 16, 18, 19, 20, 22, 24, 25, 26, 28, 32, 34, 37, 38), Infrabel (p. 6), Metropolitan JSC (p. 6), Czech Airlines (p. 7), Elsam (p. 7), Marion Schmieding, Alexander Obst/Berlin Airports (p. 8), Administrador de Infraestructuras Ferroviarias - ADIF (p. 11), Hôpitaux de Marseille (p. 14), Marc Schmit, Xero Sarl / IEE SA (p. 19), Electrolux Lehel Ltd (pp. 19, 24), ABB (p. 20), AVL LIST GmbH (p. 21), Metro do Porto SA (p. 23), Rolls-Royce plc (p. 26), Turkish Airlines (p. 31).

For further information on the EIB's activities, please consult our website ([www.eib.org](http://www.eib.org)), which contains a regularly updated complete list of projects. You can also contact the Info-Desk, Communication Department, tel. (+352) 43 79 – 22000, fax (+352) 43 79 – 62000.



Printed in Mayenne by Jouve on MagnoSatin paper using vegetable oil-based inks. Certified in accordance with Forest Stewardship Council (FSC) rules, the paper consists of 100% virgin fibre (of which at least 50% from well-managed forests).





European Investment Bank Group • European Investment Bank Group • European Investment Bank Group • European Investment Bank Group

