



European Investment Bank Group • European Investment Bank Group • European Investment Bank Group • European Investment Bank Group



Volume III

Statistical Report



European Investment Bank Group • European Investment Bank Group • European Investment Bank Group • European Investment Bank Group



Volume III

Statistical Report

The **EIB Group's 2010 Annual Report** consists of four separate volumes:

- the Activity Report, presenting the EIB Group's activity over the past year and future prospects;
- the Financial Report, presenting the financial statements of the EIB, the EIB Group (under IFRS and EU Directives) and the EIF, along with the related explanatory annexes;
- the Statistical Report, presenting in list form the projects financed and borrowings undertaken by the EIB in 2010, together with a list of the EIF's projects. It also includes summary tables for the year and over the last five years;
- the Corporate Responsibility Report, presenting detailed information on corporate responsibility practices.

The Annual Report is also available on the Bank's website www.eib.org/report.

EIB Group: Key statutory figures



European Investment Bank

Activity in 2010

(EUR million)

Projects approved	83 277
European Union	72 834
Partner countries	10 443
Signatures	71 760
European Union	62 974
Partner countries	8 786
Disbursements	58 745
European Union	52 328
Partner countries	6 417
Resources raised (before swaps)	67 024
Core currencies (EUR, GBP, USD)	55 667
Other currencies	11 357

Situation as at 31.12.2010

Outstandings	
Loans disbursed	360 553
Loans to be disbursed	90 551
Financing from budgetary resources	8 145
Borrowings	358 009
Own funds	40 128
Balance sheet total	419 826
Net profit for year	2 117
Subscribed capital	232 393
of which called up	11 620



European Investment Fund

Activity in 2010

Signatures	2 839
Venture capital (43 funds)	930
Guarantees and microfinance (35 operations)	1 909

Situation as at 31.12.2010

Portfolio	20 078
Venture capital - assets under management (351 funds)	5 367
Guarantees - positions (193 operations)	14 701
Microfinance (6 operations)	10
Accumulated signatures	
Venture capital (351 funds)	6 057
Guarantees (197 operations)	15 339
Own funds	1 044
Balance sheet total	1 196
Net profit for year	7
Subscribed capital	3 000
of which called up	600



Contents

European Investment Bank

European Union

⇒ Belgium	6
⇒ Bulgaria	7
⇒ Czech Republic	7
⇒ Denmark	8
⇒ Germany	8
⇒ Estonia	11
⇒ Ireland	11
⇒ Greece	11
⇒ Spain	12
⇒ France	14
⇒ Italy	17
⇒ Cyprus	21
⇒ Latvia	21
⇒ Lithuania	21
⇒ Luxembourg	22
⇒ Hungary	22
⇒ Malta	23
⇒ Netherlands	23
⇒ Austria	24
⇒ Poland	25
⇒ Portugal	27
⇒ Romania	29
⇒ Slovenia	29
⇒ Slovakia	29
⇒ Finland	30
⇒ Sweden	31
⇒ United Kingdom	32
⇒ EFTA	33

Partner Countries

⇒ Enlargement Countries	35
⇒ Eastern Europe, Southern Caucasus, Russia	38
⇒ Mediterranean Countries	39
⇒ ACP/OCT	41
⇒ South Africa	44
⇒ Asia and Latin America	45

Statistical Supplement

European Investment Fund

Equity Signatures	66
-------------------	----

Guarantee Operations	67
----------------------	----

EIB Group Addresses	68
---------------------	----



European Union



UV disinfection channel,
south-west wastewater
treatment plant,
Saint Petersburg, Russia



European Investment Bank

Geographical breakdown of finance contracts signed (EUR million)

	2010		2006-2010	
	Amount	%	Amount	%
Belgium (BE)	1 691	2.4	6 373	2.1
Bulgaria (BG)	115	0.2	1 912	0.6
Czech Republic (CZ)	1 650	2.3	7 180	2.4
Denmark (DK)	387	0.5	1 429	0.5
Germany (DE)	7 040	9.8	36 762	12.2
Estonia (EE)	75	0.1	1 043	0.3
Ireland (IE)	241	0.3	2 632	0.9
Greece (GR)	3 151	4.4	7 826	2.6
Spain (ES)	9 329	13.0	43 186	14.3
France (FR)	4 895	6.8	24 379	8.1
Italy (IT)	8 832	12.3	37 538	12.4
Cyprus (CY)	460	0.6	902	0.3
Latvia (LV)	100	0.1	1 315	0.4
Lithuania (LT)	47	0.1	1 325	0.4
Luxembourg (LU)	65	0.1	698	0.2
Hungary (HU)	1 682	2.3	7 474	2.5
Malta (MT)	100	0.1	290	0.1
Netherlands (NL)	1 556	2.2	6 246	2.1
Austria (AT)	1 479	2.1	7 148	2.4
Poland (PL)	5 563	7.8	17 496	5.8
Portugal (PT)	3 413	4.8	12 818	4.2
Romania (RO)	410	0.6	3 850	1.3
Slovenia (SI)	733	1.0	2 196	0.7
Slovakia (SK)	1 423	2.0	2 165	0.7
Finland (FI)	1 001	1.4	4 139	1.4
Sweden (SE)	2 608	3.6	6 049	2.0
United Kingdom (GB)	4 881	6.8	21 739	7.2
EFTA ⁽¹⁾	50	0.1	360	0.1
European Union	62 974	87.8	266 469	88.3
<i>of which JESSICA resources</i>	116			
Enlargement Countries	3 360	4.7	16 874	5.6
Eastern Europe, Southern Caucasus and Russia	631	0.9	1 263	0.4
Mediterranean Countries	2 552	3.6	8 097	2.7
ACP/OCT	972	1.4	3 899	1.3
South Africa	50	0.1	726	0.2
Asia and Latin America	1 222	1.7	4 386	1.5
Partner Countries	8 786	12.2	35 246	11.7
<i>of which budgetary resources</i>	425		2 303	
Grand total	71 760	100.0	301 715	100.0

Amounts are expressed in EUR million. The conversion rates used by the EIB for recording statistics of its financing operations – contract signatures and disbursements – as well as of its borrowings are those obtaining on the last working day of the month before the date of the operation.

As round figures are used, it is possible that the totals do not correspond to the sum of the individual amounts.

In the list of operations within the European Union, the Community policy objectives with which loans comply are indicated by these symbols in the right-hand column:

- ♣ convergence
- ⇌ transport project of common interest
- ⚡ energy project of common interest
- ≈ environment and sustainable communities
- 📖 knowledge economy
- 🏠 SME

Unless otherwise indicated, credit lines cover a number of sectors.

In the list of operations outside the European Union loans from own resources are indicated by *.

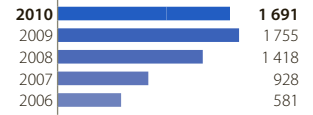
and financing operations from budgetary resources, in the form of either a conditional loan or an equity participation, by ▲.

(1) Financing operations in the members of the European Free Trade Association (EFTA) equivalent to operations in the European Union. Since 2010, Iceland has formed part of the group of enlargement countries. Historical amounts are included under this new heading.

Belgium

Finance contracts signed: 1 691 million

Individual loans: 1 151 million
Credit lines: 540 million



Individual loans

Project Description	Beneficiary	Value (million)	2010	2009	2008	2007	2006
Construction and operation of offshore wind farm 35 km from Ostend	C-Power NV	450.0	█				
Rehabilitation and upgrading of trans-European road network in Walloon region	Société régionale wallonne de financement complémentaire des infrastructures	100.0	█				
Construction of two locks and dredging works in river Meuse between Flémalle and Seraing (Walloon region)	Société régionale wallonne de financement complémentaire des infrastructures	50.0	█				
Improvement of sewerage network in Brussels	Hydrobru	168.0		█			
Demolition, upgrading, refurbishment and construction of social housing	Vlaamse Maatschappij voor Sociaal Wonen NV	105.0			█		
Research, engineering and technological innovation activities at centres in Ghent and Liège (Belgium); Esch-sur-Alzette (Luxembourg); Isbergues, Montataire, Gandrange, Maizières-lès-Metz and Le Creusot (France); and Avilès (Spain)	ArcelorMittal S.A.	75.0				█	
Innovative digitalisation programme for European cinemas including long-term strategic R&D programme supporting digital conversion	XDC Alpha XDC SA	16.0					█
R&D relating to flat glass technology in Moustier and construction of R&D centre near Charleroi	AGC Flat Glass Europe SA	95.0	█				
RDI involving healthcare software development	Agfa-Gevaert N.V.	52.0					█
Construction of health science campus for Catholic University of Leuven	Hospex NV	40.0					█

Credit lines

Project Description	Beneficiary	Value (million)	2010	2009	2008	2007	2006
Financing of SME projects in Benelux countries	ING Bank N.V.	90.0					█
Financing of small and medium-scale projects carried out by SMEs	KBC Bank NV	300.0					█
Financing of small and medium-scale projects carried out by SMEs	BNP Paribas Fortis	150.0					█



Offshore wind farm near Ostend, Belgium

Digital equipment for cinemas, Belgium





Bulgaria

Finance contracts signed:

115 million

Credit lines:

115 million



Credit lines

Project Description	Beneficiary	Value (million)	2010	2009	2008	2007	2006
Financing of small and medium-scale projects carried out by SMEs	Société Générale Expressbank	75.0	█				
Financing of small and medium-scale projects	Unicredit Bulbank AD	40.0	█				

Czech Republic

Finance contracts signed:

1 650 million

Individual loans:

1 155 million

Credit lines:

495 million



Individual loans

Project Description	Beneficiary	Value (million)	2010	2009	2008	2007	2006
Investment programme to upgrade, increase and modernise power transmission capacity	ČEPS, a.s.	45.0	█				
Financing of 2010-2011 photovoltaic power generation investment programme	ČEZ, a.s.	100.0	█				
Rehabilitation works on Vysočina region's Class II and III road network	Vysočina	19.6	█				
Road and rail investment schemes under 2007-2013 operational programme for transport	Czech Republic	389.2	█				
Framework loan for supporting Moravia-Silesia region's multisectoral transport and public infrastructure programme	Moravskoslezský kraj	81.3	█				
Rollout of wireless broadband network	Deutsche Telekom AG	150.0	█				
Framework loan to Zlín Region for smaller-scale projects in transport (especially roads), education, social and health services, culture and tourism sectors	Zlínský kraj	32.5	█				
Framework loan for municipal infrastructure improvements in Brno	Statutární město Brno	117.5	█				
RDI and modernisation of manufacturing facilities for production of new models in Mladá Boleslav	Škoda Auto a.s.	150.0	█				
Financing of small and medium-scale projects carried out by SMEs and mid-cap companies	UniCredit Leasing CZ, a.s.	70.0	█				

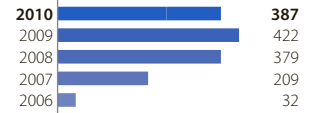
Credit lines

Project Description	Beneficiary	Value (million)	2010	2009	2008	2007	2006
Financing of small and medium-scale infrastructure projects	Česká spořitelna, a.s.	100.0	█				
Financing of small and medium-scale projects	Komerční Banka a.s.	12.5	█				
	ČSOB Leasing a.s.	20.0	█				
	Volksbank CZ, a.s.	50.0	█				
	SG Equipment Finance Czech Republic s.r.o.	50.0	█				
Financing of small and medium-scale projects carried out by SMEs	Hypo Investmentbank AG	2.5	█				
	Česká spořitelna, a.s.	200.0	█				
	Commerzbank AG	60.0	█				

Denmark

Finance contracts signed: 387 million

Individual loans: 350 million
Credit line: 37 million



Individual loans

Description	Entity	Value (million)	Convergence	Transport	Energy	Environment	Knowledge	SME
Development of Trym gas field in Norwegian sector of North Sea	Special purpose entity/fund	100.0						
RDI investments in high performance solutions based on advanced polymer technologies in several countries	Trelleborg AB	20.0						
R&D in immunotherapy field	ALK-Abello A/S	40.0						
RDI involving discovery and development of innovative enzymes, novel proteins and micro-organisms in Bagsværd	Novozymes A/S	100.0						
RDI aimed at discovery and production of food ingredients and chemical-replacing enzymes	Danisco A/S	90.0						

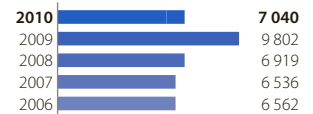
Credit line

Financing of small and medium-scale projects carried out by SMEs	Ringkjøbing Landbobank A/S	37.0						
------------------------------------------------------------------	----------------------------	------	--	--	--	--	--	--

Germany

Finance contracts signed: 7 040 million

Individual loans: 5 420 million
Credit lines: 1 620 million



Individual loans

Description	Entity	Value (million)	Convergence	Transport	Energy	Environment	Knowledge	SME
Construction of offshore wind farm 45 km north of German island of Borkum	Public Entities	303.0						
Upgrading and modernisation of electricity transmission and distribution grids	RWE AG	496.2						
Acquisition of buses and underground trains by Hamburg public transport company	Hamburger Hochbahn AG	160.0						
Construction of tram lines to improve public transport system	KASIG - Karlsruher Schieneninfrastruktur-Gesellschaft mbH	195.6						
Expansion of 3G/UMTS-based mobile telephone network and technical upgrading of networks	T-Mobile Deutschland GmbH	500.0						
Rehabilitation and extension of water and sewerage networks, and refurbishment and upgrading of water and wastewater treatment plants in Berlin and neighbouring areas in Federal State of Brandenburg	Berliner Wasserbetriebe - Anstalt des öffentlichen Rechts	180.0						
Rehabilitation and construction of urban and social infrastructure in selected districts of Hamburg	SAGA Siedlungs-AG Hamburg	120.0						
	GWG Gesellschaft für Wohnen und Bauen mbH	80.0						
Research, engineering and technological innovation activities at centres in Ghent and Liège (Belgium); Esch-sur-Alzette (Luxembourg); Isbergues, Montataire, Gandrange, Maizières-lès-Metz and Le Creusot (France); and Avilès (Spain)	ArcelorMittal S.A.	50.0						
RDI investments in high performance solutions based on advanced polymer technologies in several countries	Trelleborg AB	10.0						
Construction of new air separation unit on Piombino site (Italy), replacing three existing units, and construction of liquefaction plant in Frankfurt-am-Main (Germany)	Sol Spa	10.0						
RDI involving pulp and paper production technology and associated automation in several countries	Voith AG	70.0						
RDI focusing on new types of glass and glass ceramics, glass coating technologies, solar thermal and photovoltaic glass on various sites in Germany	Schott AG	100.0						



Germany			↖	↗	⚡	♻️	🏠	🏢
RDI aimed at developing new safety systems for passenger cars	Hella KGaA Hueck & Co.	150.0						
Support for 2009-2011 RDI activities concerning energy efficiency of car interiors and electrical equipment	Fritz Dräxlmaier GmbH & Co. KG	50.0						
RDI involving agricultural machinery	Deere & Co	193.6						
R&D mainly aimed at clinical development of four new cardiology drugs at Wuppertal centre	Bayer Schering Pharma AG	500.0						
RDI aimed at optimising fuel efficiency and reducing carbon dioxide emissions	Daimler AG	400.0						
RDI involving optical lithography technologies for semiconductor manufacturing in Oberkochen	Carl Zeiss SMT AG	150.0						
RDI involving healthcare software development	Agfa-Gevaert N.V.	32.5						
RDI involving development of new environmentally sustainable production and assembly process for environmentally friendly city vehicle	Bayerische Motoren Werke AG	380.0						
RDI involving non-woven materials, filtration media and specialty papers	Ahlstrom Oyj	9.0						
Investment by Federal State of Brandenburg in public sector research, scientific equipment and research infrastructure	Land Brandenburg	400.0						
Construction and operation of new central hospital complex to replace existing facilities in Bremen	Gesundheit Nord gGmbH - Klinikverbund Bremen	180.0						
Modernisation and construction of university and college buildings owned by Federal State of North Rhine-Westphalia	Bau- und Liegenschaftsbetrieb des Landes Nordrhein-Westfalen	700.0						



Production of food enzymes, Denmark

Germany



Credit lines

Financing of medium-scale projects	Unicredit Bank AG	100.0								
Financing of small-scale infrastructure projects	Landesbank Hessen-Thüringen Girozentrale	100.0								
Financing of small-scale environmental projects	Commerzbank AG	70.0								
Financing of small and medium-scale projects carried out by SMEs	Sächsische Aufbaubank - Förderbank	200.0								
Financing of mainly environmental protection projects	Bayerische Landesbodenkreditanstalt	100.0								
Financing of limited-scale projects in energy sector	Deutsche Kreditbank AG	200.0								
	Deutsche Kreditbank AG	200.0								
Financing of small-scale public and private sector investments in human capital and social housing in Brandenburg	InvestitionsBank des Landes Brandenburg	100.0								
Financing of promotional programmes involving renewable energy	Landwirtschaftliche Rentenbank	300.0								
Financing of small and medium-scale environmental projects carried out by SMEs	Commerzbank AG	250.0								



Hamburg metro, Germany



Estonia

Finance contract signed: 75 million

Individual loan: 75 million



Individual loan

Project Description	Beneficiary	Value (million)	2010	2009	2008	2007	2006
Construction of high voltage direct current submarine cable linking Estonia and Finland	Elering OÜ	75.0	█				

Ireland

Finance contracts signed: 241 million

Individual loans: 241 million



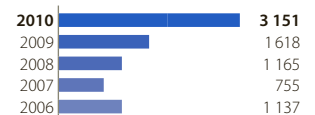
Individual loans

Project Description	Beneficiary	Value (million)	2010	2009	2008	2007	2006
Construction of combined-cycle gas turbine (CCGT) power plant in County of Cork	Bord Gais Eireann	197.0	█				
Construction of 23 post-primary and four primary schools	Republic of Ireland	44.2	█				

Greece

Finance contracts signed: 3 151 million

Individual loans: 3 151 million



Individual loans

Project Description	Beneficiary	Value (million)	2010	2009	2008	2007	2006
Construction and operation of natural gas-fired combined cycle power plant	Heron II Thermoelectric Station Viotia SA	75.5	█				
Upgrading and extension of electricity transmission and distribution grids throughout Greece	Public Power Corporation S.A.	350.0	█				
Extension of Athens metro network	Attiko Metro SA	150.0	█				
Cofinancing of priority investments under 2007-2013 National Strategic Reference Framework	Hellenic Republic	2000.0	█				
Modernisation and extension of municipal infrastructure and public amenities in Heraklion	Municipality of Heraklion	50.0	█				
R&D programme involving development of active pharmaceutical ingredients for generic pharmaceuticals	Pharmathen SA	25.0	█				
Construction of new oil processing units on site of existing Elefsina refinery	Hellenic Petroleum SA	400.0	█				
Investments in primary and secondary schools in all regions of Greece	School Building Organisation SA	100.0	█				

Spain


Finance contracts signed: 9 329 million

Individual loans: 7 329 million
Credit lines: 2 000 million



Individual loans

Project Description	Beneficiary	Value (million)	Category 1	Category 2	Category 3	Category 4	Category 5	Category 6
Financing of campaigns for prevention and extinction of forest fires, rehabilitation and reforestation of over 5 110 ha of El Rodenal burnt forest area (Castilla-La Mancha)	Comunidad Autónoma de Castilla-La Mancha	50.0						
Investment programme promoting rural development and environmental improvement in Galicia	Comunidad Autónoma de Galicia	100.0						
Second phase of expansion of LNG regasification terminal at port of Sagunto	Planta de Regasificación de Sagunto SA	60.0						
Construction of mild hydrocracker and combined heat and power plants in Algeciras (San Roque) and La Rábida (Huelva)	Compañía Española de Petróleos S.A.	150.0						
Upgrading and extension of electricity transmission and distribution networks	Unión Fenosa SA	450.0						
	Gas Natural SDG S.A.							
Development of energy efficiency and renewable energy potential in Catalonia	Caixa d'estalvis de Catalunya	125.0						
Financing of investments in photovoltaic equipment throughout Valencia region	Public Entities	50.0						
Upgrading and expansion of Spain's electricity transmission network and international interconnections	Red Eléctrica de España SA	350.0						
Construction of natural gas-fired combined-cycle (CCGT) power plant in Soto de Ribera, Asturias region	Hidroeléctrica del Cantábrico S.A.	140.0						
Financing of energy efficiency and renewable energy projects	Caja de Ahorros y Monte de Piedad de Navarra	50.0						
First phase (lines 1 and 2) of light railway network in Málaga	Comunidad Autónoma de Andalucía	275.0						
Expansion and upgrading of port of La Coruña	Autoridad Portuaria de A Coruña	20.0						
Construction of new tram line in Valencia	Comunidad Valenciana	111.0						
Construction of high-speed rail line between Valladolid and Burgos (priority TEN)	Administrador de infraestructuras ferroviarias	475.0						
Construction of 12.8 km tram line in Zaragoza	Ayuntamiento de Zaragoza	74.6						
Widening of two sections of AP-7 motorway (TEN) in Catalonia	Abertis Infraestructuras, S.A.	275.0						



Upgrading of port of La Coruña, Spain

Valencia tramway, Spain





Spain			←	→	⚡	🌿	📚	🏠
Construction and rehabilitation of 150 km motorway from Cervera (Lleida) to Caldes de Malavella (Girona) in Catalonia	Generalitat de Catalunya	270.0						
Acquisition of rolling stock for Madrid's metro network	Metropolitana de Madrid S.A.	187.5						
Extension of Bilbao's metro network	Bizkaiko Garraio Partzuergoa Consortio de Transportes de Vizcaya	100.0						
Improvement of road infrastructure in Extremadura region	Comunidad Autónoma de Extremadura	100.0						
Rehabilitation and upgrading of rail infrastructure in Asturias, Cantabria and Basque regions	Ferrocarriles de Via Estrecha (Feve)	100.0						
Framework loan for financing small and medium-scale infrastructure projects in Asturias region	Principado de Asturias	100.0						
Improvement of regional road network through construction and upgrading of 2-lane roads	Comunidad Autónoma de la Región de Murcia	125.0						
Construction of 51 stations on line 9 of Barcelona metro	Infraestructures Ferroviàries de Catalunya	400.0						
Improvements to road network in Castilla-La Mancha region	Comunidad Autónoma de Castilla-La Mancha	60.0						
Extension of metro lines to cities of Sabadell and Terrassa in Catalonia	Generalitat de Catalunya	40.0						
Construction of high-speed rail line between Madrid and Alicante (priority TEN)	Administrador de infraestructuras ferroviarias	700.0						
Expansion of airports in Balearic Islands	Ente Público de Aeropuertos Españoles y Navegación Aérea - AENA	100.0						
Construction of wastewater treatment plants, interceptors and collectors in Castilla-La Mancha	Infraestructuras del agua de Castilla-La Mancha	40.0						
Upgrading of sanitation infrastructure in Asturias region	Principado de Asturias	67.0						
Improvements to water, sanitation and solid waste facilities in province of Vizcaya (Basque Country)	(Territorio Histórico de Vizcaya)	120.0						
Upgrading of Madrid's water and sanitation facilities	Canal de Isabel II	100.0						
Multi-sector framework loan for financing eligible schemes under regional investment programme for Madrid region (PRISMA)	Comunidad de Madrid	200.0						
R&D in biopharmaceuticals sector	Zeltia SA	50.0						
Construction and operation of a delayed coker unit in the existing refinery in Bilbao	Petróleos del Norte SA	100.0						
Research, engineering and technological innovation activities at centres in Ghent and Liège (Belgium); Esch-sur-Alzette (Luxembourg); Isbergues, Montataire, Gandrange, Maizières-lès-Metz and Le Creusot (France); and Avilès (Spain)	ArcelorMittal S.A.	35.0						
RDI aimed at developing lighter structural components for aircraft (Toledo, Castilla-La Mancha)	Aernnova Aerospace S.A.	20.0						
Construction of energy recovery plant in Zaragoza (Spain) and recycled paper mill in Partington (United Kingdom)	Sociedad Anónima Industrias Celulosa Aragonesa	25.5						
Construction of new Sant Boi hospital, in Sant Boi de Llobregat, and upgrading of children's hospital in Esplugues de Llobregat, around 20 km from Barcelona, Catalonia	Orden Hospitalaria de San Juan de Dios - Provincia de Aragón	42.0						
Construction and initial operation of eight new specialised public research institutes in Madrid region	Comunidad de Madrid	80.0						
Framework loan for financing small and medium-scale projects, mainly in health and education, RDI, culture, public services and environment sectors in Navarra	Comunidad Foral de Navarra	100.0						
Programme of small and medium-scale investments, mainly in fields of health, education, social care and cultural heritage in La Rioja	Comunidad Autónoma de La Rioja	65.0						
Investments in education sector in Cantabria region	Gobierno de Cantabria	75.0						

Spain								
Development of infrastructure of three university hospitals in León, Salamanca and Valladolid	Comunidad Autónoma de Castilla y León	250.0						
Investment programme for healthcare infrastructure in Valencia region	Comunidad Valenciana	250.0						
Upgrading of school infrastructure and equipment in Andalusia	Comunidad Autónoma de Andalucía	400.0						
Financing of small and medium-scale human capital, urban renewal, transport infrastructure and environmental projects	Generalitat de Catalunya	150.0						
Provision of educational facilities in Catalonia	Generalitat de Catalunya	50.0						
Construction and modernisation of higher education facilities at University of Castilla-La Mancha	Comunidad Autónoma de Castilla-La Mancha	21.0						
Educational, cultural, health and social infrastructure schemes in Castilla-La Mancha	Comunidad Autónoma de Castilla-La Mancha	50.0						

Credit lines

Financing of small and medium-scale projects carried out by SMEs	Bankinter SA	200.0						
	Instituto de Crédito y Finanzas de la Región de Murcia	25.0						
	Caja de Ahorros y Pensiones de Barcelona La Caixa	300.0						
	Banco Bilbao Vizcaya Argentaria SA	200.0						
	Instituto de Crédito Oficial	500.0						
	Banco Guipuzcoano S.A.	100.0						
	Bilbao Bizkaia Kutxa	200.0						
Financing of small and medium-scale projects mainly carried out by SMEs in Castilla y León region	Agencia de Inversiones y Servicios de Castilla y León	30.0						
	Ade Financiación S.A.	45.0						
Financing of small and medium-scale projects mainly carried out by SMEs	Montes de Piedad y Caja de Ahorros de Ronda, Cádiz, Almería, Málaga y Antequera	100.0						
Financing of small and medium-scale multi-sector projects mainly carried out by SMEs in Valencia region	Instituto Valenciano de Finanzas	50.0						
	Institut Català de Finances	150.0						
Financing of small and medium-scale projects carried out by local authorities	Banco Pastor, S.A.	100.0						

France

Finance contracts signed:

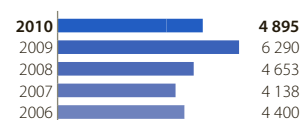
4 895 million

Individual loans:

3 945 million

Credit lines:

950 million



Individual loans

Construction and renovation of gas storage facilities in France and United Kingdom	Storengy	400.0						
Extension of district heating network and construction of two new geothermal plants	Compagnie Parisienne de Chauffage Urbain SA	145.0						
Financing of development of portfolio of solar PV plants in French overseas departments and southern France	Special purpose entity/fund	50.0						
	Public Entities							



France			↖	↔	⚡	≈	🏠	🏡
Construction and operation of land-based solar photovoltaic (PV) plants in France and both land-based and building-integrated solar PV plants in Italy	EDF Énergies Nouvelles SA	63.9						
Financing of renewable energy and energy efficiency projects in Midi-Pyrénées region	Crédit Agricole SA	100.0						
	BPCE	100.0						
Construction of two tramway lines serving three main routes in greater Dijon area (Burgundy)	Communauté de l'agglomération dijonnaise	150.2						
Construction of GSM-R (Global System for Mobile Communications - Railway) mobile telephone network on 14 000 km of French rail network	Réseau Ferré de France	279.4						
Rehabilitation and development of regional rail network	Région Midi-Pyrénées	300.0						
Construction of first tramway line in Brest	Communauté urbaine de Brest	90.0						
Investment in advanced telecommunications infrastructure to provide triple-play and very high-speed broadband services	Iliad Sa	150.0						
Construction to HQE standards of new headquarters of Rhône-Alpes Region on site of Lyon Confluence	BPCE	79.5						
Construction and refurbishment of public buildings exceeding current energy and environmental standards	Dexia Crédit Local	100.0						
	BPCE	150.0						
Research, engineering and technological innovation activities at centres in Ghent and Liège (Belgium); Esch-sur-Alzette (Luxembourg); Isbergues, Montataire, Gandrange, Maizières-lès-Metz and Le Creusot (France); and Avilès (Spain)	ArcelorMittal S.A.	75.0						
RDI investments in high performance solutions based on advanced polymer technologies in several countries	Trelleborg AB	10.0						
RDI aimed at improving engine efficiency and vehicle safety	Valeo	75.0						
RDI involving agricultural machinery	Deere & Co	26.4						
RDI in automotive components sector	Sogefi S.p.A.	39.2						
R&D investment programme concerning cardiovascular and urogenital therapies and treatment of rare and orphan diseases, mainly in Milan	Recordati Industria Chimica e Farmaceutica S.p.A.	10.5						
RDI involving semiconductor technologies in Crolles, Grenoble and Tours	St Microelectronics NV - St Microelectronics Finance NV	350.0						



Dijon tramway, France

France

			↩	→	↺	↻	⏏	🏠
RDI involving development of plug-in hybrid powertrain platform at three technical centres in Vélizy, Sochaux-Belchamp and La Garenne	Peugeot Citroën Automobiles SA	200.0						
RDI involving healthcare software development	Agfa-Gevaert N.V.	19.5						
RDI involving non-woven materials, filtration media and specialty papers	Ahlstrom Oyj	16.2						
Reconstruction and modernisation of Marseille hospitals (Provence-Alpes-Côte d'Azur region)	Assistance Publique - Hôpitaux de Marseille	15.0						
Modernisation of Amiens university hospital	Centre Hospitalier Universitaire d'Amiens	100.0						
Modernisation and construction of lower secondary schools in Nord Department	Département du Nord	200.0						
Public and private hospital investment throughout France	Public Entities	650.0						

Credit lines

Financing of small and medium-scale projects carried out by SMEs	Société Générale	300.0						
	Crédit du Nord SA	50.0						
	BPCE	300.0						
	BNP Paribas	300.0						



Upgrading of hospital services in Marseille, France

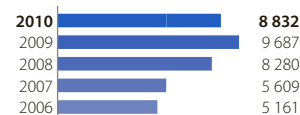

Finance contracts signed:
8 832 million

Individual loans:

6 052 million

Credit lines:

2 780 million


Individual loans

Project Description	Contracting Entity	Value (million)	Convergence	Transport Project of Common Interest	Energy Project of Common Interest	Environment and Sustainable Communities	Knowledge Economy	SME
Laying of 420 km-long high-voltage submarine cable with capacity of 1000 MW between Sardinia and mainland Italy	Terna - Rete Elettrica Nazionale S.p.A.	73.0						
Construction of combined heat and power plant and auxiliary steam-only generation plant and expansion of district heating network in Turin	Iride Energia S.p.A.	100.0						
Programme of investment in onshore wind farms and photovoltaic installations throughout Italy	Enel Green Power S.p.A.	440.0						
Conversion of four depleted onshore gas fields into underground storage facilities in Marche, Emilia Romagna and Abruzzo regions	Edison Stoccaggio S.p.A.	250.0						
Development and upgrading of gas and electricity distribution networks in Milan and Brescia (Lombardy)	A2a Reti Elettriche S.p.A.	150.0						
	A2a Reti Gas S.p.A.	50.0						
Construction of land-based solar power unit in Lazio region	Andromeda Finance S.r.l.	97.6						
Financing of small and medium-scale renewable energy projects	Intesa Sanpaolo S.p.A.	200.0						
	Mediocredito Italiano S.p.A.							
	Leasint S.p.A.							
Financing of small and medium-scale renewable energy and energy efficiency projects	Unicredit Leasing S.p.A.	200.0						
Rehabilitation and construction of hydropower facilities (Valle d'Aosta) and construction of photovoltaic plant (Piedmont)	Compagnia Valdostana delle Acque S.p.A.	200.0						
Upgrading and extension of power grid	Terna - Rete Elettrica Nazionale S.p.A.	300.0						
Construction of line C of Rome's underground metro network and acquisition of rolling stock	Roma Metropolitane S.r.l.	720.0						
Fleet modernisation and acquisition of four new ro-pax ferries from Fincantieri shipyard, Castellammare di Stabia, Italy	Grimaldi Compagnia di Navigazione S.p.A.	89.0						
Widening of existing motorway in both directions from 2x2 to 2x3 lanes between cities of Rimini and Porto Sant'Elpidio (155 km) and construction of new facilities	Autostrade per l'Italia S.p.A.	300.0						
Acquisition of new multi-purpose roll-on/roll-off vessels for use on Europe-West Africa and Europe-South America routes	Industria Armamento Meridionale S.p.A. (INARME)	80.0						
Purchase of 22 new passenger train sets for regional rail transport in Veneto region	Sistemi Territoriali S.p.A.	65.0						
High-speed broadband internet access in non-covered or poorly covered Italian regions	Telecom Italia S.p.A.	300.0						
Upgrading of water supply and wastewater collection and treatment facilities in Tuscany	Regione Toscana	51.7						
Upgrading of water and sanitation facilities in province of Brescia	A2A SpA	70.0						
Investment programme in public transport, urban infrastructure and education sectors in Milan	Comune di Milano	400.0						
R&D activities of optics division in fields of optical and microwave-based telecommunications networks for transmission of wireline, wireless and submarine communications	Alcatel-Lucent Italia S.p.A.	90.0						
RDI aimed at improving tyre product and process performance	Pirelli Tyre S.p.A.	100.0						
RDI to improve fuel efficiency and safety of motorbikes	Ducati Motor Holding S.p.A.	30.0						
RDI in automotive components sector	Sogefi S.p.A.	0.8						

Italy									
R&D investment programme concerning cardiovascular and urogenital therapies and treatment of rare and orphan diseases, mainly in Milan	Recordati Industria Chimica e Farmaceutica S.p.A.	64.5							
RDI involving iron and steel production processes and construction of innovative steel manufacturing plant	Danieli & C-Officine Meccaniche S.p.A.	12.0							
	Acciaierie Bertoli Safau S.p.A.	68.0							
RDI aimed at developing and automating patented hydraulic drilling technology	Soilmec S.p.A.	25.0							
	Drillmec S.p.A.	25.0							
R&D involving development of innovative patented drugs for respiratory diseases	Chiesi Farmaceutici S.p.A.	80.0							
Modernisation of cement plant in Taranto	Cementir Italia S.r.l.	90.0							
R&D at Fabriano site (Ancona) and modernisation of production facilities in Teverola and Carinaro (Campania, Italy) and Łódź and Radomsko (Poland)	Indesit Company S.p.A.	56.0							
Construction and operation of oil processing unit at Sannazzaro refinery, northern Italy	ENI S.p.A.	250.0							
RDI involving non-woven materials, filtration media and specialty papers	Ahlstrom Oyj	9.0							
Modernisation of steel plant in Taranto, Puglia	Ilva S.p.A.	140.0							
	Riva Fire S.p.A.	60.0							
Financing of infrastructure schemes supporting integrated sustainable development in province of Catania	Provincia Regionale di Catania	90.0							
Upgrading of ongoing free electron laser development at large synchrotron facility in Trieste	Sincrotrone Trieste Scpa	20.0							
Financing of public infrastructure and local authorities	Cassa depositi e prestiti	500.0							
Improvement of infrastructure at University of Bologna	Università di Bologna	60.0							
Expansion and reorganisation of Venice University's facilities	Università Ca' Foscari di Venezia	25.0							
Investment programme for construction of healthcare and research facilities	Fondazione Don Carlo Gnocchi - Onlus	120.0							

Credit lines

Intermediated financing facility dedicated to supporting SMEs in Abruzzo region following earthquakes of April 2009	BNP Paribas Lease Group S.p.A.	100.0							
	Banca Nazionale del Lavoro S.p.A.								
	Cassa di Risparmio della Provincia di Chieti S.p.A.								
	Tercas - Cassa di Risparmio della Provincia di Teramo S.p.A.								
Financing of small and medium-scale environmental protection projects	Intesa Sanpaolo S.p.A.	180.0							
	Banca Infrastrutture Innovazione e Sviluppo S.p.A.								
Financing, through medium and long-term loans and leasing operations, of small and medium-scale projects carried out by SMEs	Unione Di Banche Italiane S.c.p.a.	250.0							
	Ubi Leasing S.p.A.								
	Banca Popolare di Bergamo S.p.A.								
	Banco di Brescia S.p.A.								
	Banca Regionale Europea S.p.A.								
	Banca Popolare Commercio e Industria S.p.A.								
	Banca Carime S.p.A.								
	Banca di Valle Camonica S.p.A.								
Banco di San Giorgio S.p.A.									



Italy			←	→	↺	↻	⌂
Financing of small and medium-scale knowledge economy, energy and environmental projects	Banca Popolare di Sondrio S.c.p.a.	50.0					
Financing of SMEs in Marche region as part of Region's actions to improve regional competitiveness	Banca Popolare di Ancona S.p.A.	100.0					
Financing of small and medium-scale knowledge economy, energy and environmental sustainability projects	Unicredit S.p.A.	50.0					
	Unicredit Corporate Banking S.p.A.						
Financing of small and medium-scale projects carried out by SMEs	Banca Popolare dell'Emilia Romagna	150.0					
	Banca Popolare di Ravenna S.p.A.						
	ABF Leasing						
	Banca Popolare di Lanciano e Sulmona S.p.A.	150.0					
	Veneto Banca Holding Scpa						
	Claris Leasing S.p.A.						
	Cassa di Risparmio di Fabriano e Cupramontana S.p.A.						
	Bancapulia S.p.A.	150.0					
	Banca Carige S.p.A.						
	Cassa di Risparmio di Savona S.p.A						
Cassa di Risparmio di Carrara S.p.A							
Banca del Monte di Lucca S.p.A							



Submarine power cable, Italy

Rome metro, Italy



Italy

			↖	↗	⚡	⚖	🏡	🏠
Financing of small and medium-scale projects carried out by SMEs	Banca Mediocredito del Friuli Venezia Giulia S.p.A.	50.0						
	Banca Popolare di Milano S.c.r.l.	100.0						
	Banca di Legnano S.p.A.							
	Cassa di Risparmio di Alessandria S.p.A.							
Financing SME investment through term loans and leasing schemes	BNP Paribas Lease Group S.p.A.	60.0						
	Banca Nazionale del Lavoro S.p.A.	240.0						
Lease financing of SME projects	Unicredit Leasing S.p.A.	350.0						
Financing, through MLT loans and leasing operations, of small and medium-scale projects carried out by SMEs	Intesa Sanpaolo S.p.A.	300.0						
	Mediocredito Italiano S.p.A.							
	Leasint S.p.A.							
Lease financing schemes in support of SMEs	Mediobanca - Banca di Credito Finanziario S.p.A.	100.0						
	Palladio Leasing S.p.A.							
Financing of small and medium-scale knowledge economy, energy and environmental projects	Cassa Centrale Banca - Credito Cooperativo del Nord Est S.p.A.	30.0						
Lease financing of SME projects	Alba Leasing S.p.A.	200.0						
Financing of small and medium-scale environmental protection and sustainable community projects	Unicredit S.p.A.	100.0						
Financing of small and medium-scale SME projects through term loans and leasing schemes	Banca Sella Holding S.p.A.	70.0						
	Biella Leasing S.p.A.							
	Banca Sella S.p.A.							
	Banca Sella Sud Ardit Galati S.p.A.							
	Banca Sella Nord Est Bovio Calderari S.p.A.							



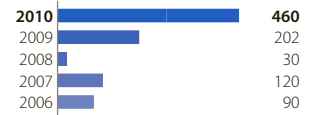
Sincrotrone Trieste, Italy



Cyprus

Finance contracts signed: 460 million

Individual loans: 410 million
Credit line: 50 million



Individual loans

Description	Beneficiary	Value (million)	2010	2009	2008	2007	2006
Upgrading and extension of power transmission and distribution networks	Electricity Authority of Cyprus	200.0	█				
Upgrading of urban infrastructure in municipality of Nicosia	Republic of Cyprus	40.0	█				
	Nicosia Municipality						
Extension of wastewater treatment systems and facilities and stormwater drainage network in greater Limassol area	Sewerage Board of Limassol-Amathus	30.0			█		
Construction of sewerage networks and water treatment facilities for 57 peri-urban communities throughout Cyprus	Republic of Cyprus	140.0	█				

Credit line

Financing of small and medium-scale projects carried out by SMEs	Cooperative Central Bank Ltd	50.0	█				
------------------------------------------------------------------	------------------------------	------	---	--	--	--	--

Latvia

Finance contract signed 100 million

Credit line: 100 million



Credit line

Financing of small and medium-scale projects carried out by SMEs	Parex Bank	100.0	█				
------------------------------------------------------------------	------------	-------	---	--	--	--	--

Lithuania

Finance contracts signed: 47 million

Individual loan: 20 million
Credit lines: 27 million



Individual loan

Purchase of locomotives for freight trains	AB Lietuvos geležinkeliai	20.0	█				
--------------------------------------------	---------------------------	------	---	--	--	--	--

Credit lines

Financing of small and medium-scale projects carried out by SMEs	Šiaulių bankas AB	21.0	█				
	Swedbank AB	6.0	█				

Luxembourg

Finance contracts signed: 65 million

Individual loans: 55 million
Credit line: 10 million



Individual loans

Description	Beneficiary	Value (million)	Convergence	Transport	Energy	Environment	Knowledge Economy	SME
Participation in private equity fund dedicated to acquiring portfolio of brownfield sites in France and Belgium	Special purpose entity/fund	15.6						
Research, engineering and technological innovation activities at centres in Ghent and Liège (Belgium); Esch-sur-Alzette (Luxembourg); Isbergues, Montataire, Gandrange, Maizières-lès-Metz and Le Creusot (France); and Avilès (Spain)	ArcelorMittal S.A.	15.0						
Investment in fund providing finance to self-employed people, micro-enterprises and micro-entrepreneurs	Acceptable Corporate(s)	24.0						

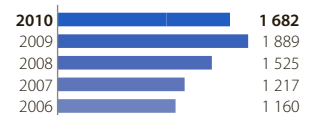
Credit line

Financing of SME projects in Benelux countries	ING Bank N.V.	10.0						
------------------------------------------------	---------------	------	--	--	--	--	--	--

Hungary

Finance contracts signed: 1 682 million

Individual loans: 1 189 million
Credit lines: 493 million



Individual loans

Description	Beneficiary	Value (million)	Convergence	Transport	Energy	Environment	Knowledge Economy	SME
Upgrading and modernisation of electricity transmission and distribution grids	RWE AG	148.9						
Construction of 205 km natural gas transmission pipeline between Városföld and Hungarian-Croatian border	MOL	150.0						
Extension and upgrading of national power grid	MAVIR Magyar Villamosenergia-ipari Átviteli Rendszerirányító Zrt.	150.0						
Development of fixed and mobile telecommunications infrastructure	Magyar Telekom Távközlési Nyrt.	150.0						
Support for regional operational programmes of Central Hungary, Central Transdanubia, West Pannon and North Hungary	Republic of Hungary	150.0						
RDI at six Hungarian universities	Public Entities	168.0						
Counterguarantee for long-term financing of Hungarian municipalities and municipal companies	Garantiqa Hitelgarancia Zrt.	49.7						
Tangible and intangible RDI investment at three major Hungarian universities	Republic of Hungary	85.0						
Financing of part of costs of tertiary-level studies by providing loans to higher education students	Diákhitel Központ Zrt.	137.8						

Credit lines

Financing of small and medium-scale projects	Raiffeisen Bank Zrt.	40.0						
Financing of small and medium-scale projects carried out by mid-caps	Magyar Fejlesztési Bank Zrt.	100.0						
Financing of small and medium-scale projects carried out by SMEs	Hypo Investmentbank AG	2.5						
	Commerzbank AG	30.0						
	Erste Bank Hungary Nyrt.	100.0						
	Magyarországi Volksbank Zrt.	50.0						
	Unicredit Leasing Hungary Pénzügyi Szolgáltató Zrt.	70.0						
Financing of small and medium-scale projects and SMEs	Magyar Fejlesztési Bank Zrt.	100.0						



Malta

Finance contract signed:

100 million

Individual loan:

100 million



Individual loan

Construction of high voltage alternating current submarine cable link between Malta and Sicily

Enemalta Corp.

100.0

Year	Amount (million)
2010	100.0
2009	0
2008	0
2007	0
2006	0

Netherlands

Finance contracts signed:

1 556 million

Individual loans:

956 million

Credit lines:

600 million



Individual loans

Construction and expansion of container terminals and creation of chemicals and distribution sites at port of Rotterdam

Havenbedrijf Rotterdam NV

250.0

Widening and maintenance of 30 km section of A12 motorway between Utrecht and Veenendaal (TEN)

Kingdom of the Netherlands

73.5

Improvement of infrastructure on A15 motorway link between port of Rotterdam and Dutch road network

Kingdom of the Netherlands

140.0

Modernisation and capacity increase of baggage handling system at Amsterdam airport

Schiphol Nederland BV

350.0

Rollout of fibre-to-the-home networks in 33 towns and cities

Reggefiber Finance Holding Company 1 BV

142.5

Year	Amount (million)
2010	250.0
2009	73.5
2008	140.0
2007	350.0
2006	142.5

Credit lines

Financing of SME projects in Benelux countries

ING Bank N.V.

100.0

Financing of small and medium-scale projects carried out by SMEs

ABN Amro Bank Nv


200.0

Fortis Bank (Nederland) Nv

Coöperatieve Centrale Raiffeisen-Boerenleenbank BA (Rabobank)

300.0

Year	Amount (million)
2010	100.0
2009	200.0
2008	300.0
2007	0
2006	0



Modernisation of baggage handling system at Amsterdam airport, Netherlands

Austria

Finance contracts signed: 1 479 million

Individual loans: 1 101 million
Credit lines: 378 million



Individual loans

Description	Beneficiary	Value (million)	Convergence	Transport project of common interest	Energy project of common interest	Environment and sustainable communities	Knowledge economy	SME
Construction of two sections of gas pipeline (DN800) in Federal State of Lower Austria	EVN Netz GmbH	125.0						
Construction of high-efficiency combined-cycle gas turbine power plant near Graz, Styria	VERBUND-Austrian Thermal Power GmbH & Co KG	150.0						
Construction of 380 kV power transmission line in North-West Austria	VERBUND-Austrian Power Grid AG	50.0						
Construction of section of high-speed line on Brenner railway axis (Berlin-Palermo TEN-T) between Kundl/Radfeld and Baumkirchen in Lower Inn Valley in Tyrol (Austria)	ÖBB-Infrastruktur AG	200.0						
RDI involving healthcare software development	Agfa-Gevaert N.V.	26.0						
Construction of 828-bed hospital in Vienna	Stadt Wien	300.0						
Construction of university campus in Vienna	Projektgesellschaft Wirtschaftsuniversität Wien Neu GmbH	250.0						

Credit lines

Description	Beneficiary	Value (million)	Convergence	Transport project of common interest	Energy project of common interest	Environment and sustainable communities	Knowledge economy	SME
Financing of small and medium-scale infrastructure projects carried out by public authorities	Kommunalkredit Austria AG	50.0						
Financing of small and medium-scale projects carried out by SMEs and micro-projects in tourism sector	Österreichische Hotel- und Tourismusbank GmbH	40.0						
Financing of small and medium-scale projects carried out by SMEs	BAWAG P.S.K. Bank für Arbeit und Wirtschaft und Österreichische Postsparkasse AG	100.0						
	Raiffeisenlandesbank Oberösterreich AG	50.0						
	Raiffeisen Zentralbank Österreich AG	45.0						
	Hypo Investmentbank AG	42.5						
	Österreichische Hotel- und Tourismusbank GmbH	50.0						



Lódź tramway, Poland

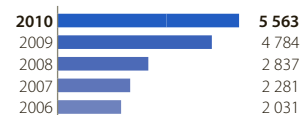


Poland

Finance contracts signed: 5 563 million

Individual loans: 4 875 million

Credit lines: 689 million



Individual loans

Project description	Beneficiary	Value (million EUR)	Convergence	Transport project of common interest	Energy project of common interest	Environment and sustainable communities	Knowledge economy	SME
Construction and operation of large-scale onshore wind farm located on two sites east and west of Margonin, north of Poznań	Relax Wind Park I SP z o.o.	44.5						
Co-financing of climate change mitigation projects under green investment scheme	Narodowy Fundusz Ochrony Środowiska i Gospodarki Wodnej	50.0						
Construction and repair of TENs motorways	Republic of Poland	200.0						
Upgrading of tramway infrastructure and implementation of traffic management system in Łódź	Miejskie Przedsiębiorstwo Komunikacyjne - Łódź Sp. z o.o.	17.7						
Construction of motorway section between Stryków and Pyrzowice	Republic of Poland	225.0						
Modernisation and expansion of tramway infrastructure in Warsaw	Tramwaje Warszawskie Sp. z o.o.	231.2						
Financing of small and medium-scale public transport infrastructure in Łódź	Municipality of Łódź	18.4						
Multi-sector urban investment schemes in Gdańsk	City of Gdańsk	63.8						
Construction of bridge over Vistula and approach roads on new route of national road 1 in Toruń	City of Toruń	73.7						
Financing of small and medium-scale multi-sector projects in Radom	City of Radom	48.2						
Modernisation and extension of tram network in Kraków and purchase of new rolling stock	Miejskie Przedsiębiorstwo Komunikacyjne SA w Krakowie	37.4						
Framework loan for transport and cultural heritage projects under Multiannual Investment Programme of Łódź Region	Województwo Łódzkie	110.3						
Part-financing of medium and large-scale infrastructure projects in Poznań	City of Poznań	144.7						
Construction of section of A1 motorway (priority TEN project) linking Toruń and Stryków (central Poland)	Województwo Łódzkie Województwo Kujawsko-Pomorskie	350.0						
Modernisation of bypasses and other upgrading works on Poland's national road network	Republic of Poland	450.0						
Financing of small, medium-scale and large municipal infrastructure projects in Lublin	City of Lublin	125.6						
Upgrading and extension of water and wastewater systems in Kraków	Miejskie Przedsiębiorstwo Wodociągów i Kanalizacji SA w Krakowie	83.1						
Financing of water and sanitation projects and cultural facility in Dąbrowa Górnicza	Dąbrowa Górnicza	62.7						
Cofinancing of priority projects under Poland's National Strategic Reference Framework	Republic of Poland	2 000.0						
Financing of small and medium-scale infrastructure projects in Warsaw	Miasto Stołeczne Warszawa	120.6						
Financing of small and medium-scale municipal infrastructure projects in Katowice	The City of Katowice	36.1						
Multi-scheme, multi-sector framework loan for financing long-term investment plan of city of Zielona Góra	City of Zielona Góra	64.6						
Urban infrastructure investment programme in Szczecin	Municipality of Szczecin	75.3						
Increase in capacity of foundry producing brake discs for cars and industrial vehicles in Dąbrowa Górnicza, near Katowice	Brembo Poland Spółka z o.o.	30.0						
Construction of bioethanol plant near Nysa	Bioagra S.A.	20.8						
RDI focusing on packaging, graphic paper, timber product and bio-refinery methods, and construction of combined heat and power plant	Stora Enso Oyj	65.0						
R&D at Fabriano site (Ancona) and modernisation of production facilities in Teverola and Carinara (Campania, Italy) and Łódź and Radomsko (Poland)	Indesit Company S.p.A.	19.0						
Financing of healthcare improvement programme in Kujawsko-Pomorskie region, including development and modernisation of regional hospitals	Kujawsko-Pomorskie Inwestycje Medyczne Sp. z o.o.	106.7						

Poland



Credit lines

Financing of small and medium-scale infrastructure projects	Bank Gospodarstwa Krajowego	50.0	█						
Financing of small and medium-scale projects mainly carried out by public sector entities	Bank Polska Kasa Opieki S.A.	50.0	█						
Financing of small and medium-scale projects	Bank Millennium SA	100.0	█						
Financing of small and medium-scale projects carried out by SMEs	Bank Gospodarstwa Krajowego	73.4	█						
	Bank Ochrony Środowiska S.A.	15.5	█						
	Kredyt Bank SA	50.0	█						
	Bank Zachodni Wbk SA	100.0	█						
	Bank Polska Kasa Opieki S.A.	50.0	█						
	SG Equipment Leasing Polska Sp. z o.o.	50.0	█						
	Europejski Fundusz Leasingowy S.A.	100.0	█						
	Getin Noble Bank SA	50.0	█						



Kraków tramway, Poland

Upgrading of sanitation network in Kraków, Poland





Mougueiras wind farm, Portugal

Portugal

Finance contracts signed:

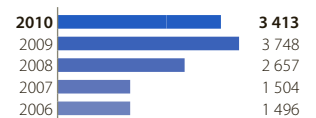
3 413 million

Individual loans:

2 978 million

Credit lines:

435 million



Individual loans

Installation of 22 wind farms with total capacity of 486 MW

Eólica da Coutada S.A.	105.5								
Eólica das Serras das Beiras S.A.	96.9								
Eólica dos Altos de Salgueiros-Guilhado S.A.	7.7								
Eólica de Alvarrões S.A.	21.7								
Eólica da Terra do Mato S.A.	36.8								
Eólica do Alto da Lagoa S.A.	18.9								
Eólica do Bravo S.A.	21.0								
Eólica da Terra Fria S.A.	104.9								
Eólica do Espigão S.A.	28.2								
Eólica do Alto da Teixosa S.A.	25.3								
Eólica de Carreco - Outeiro S.A.	14.5								
Eólica do Alto do Mourisco S.A.	16.9								
Portucel – Empresa Produtora de Pasta e Papel, S.A.	85.0								
EEM Empresa de Electricidade da Madeira SA	75.0								

Construction of four energy facilities located at three different pulp and paper production plants (Setúbal, Cacia and Figueira da Foz)

Upgrading of electricity generation, transmission and distribution infrastructure in Madeira

Portugal

			↖	↗	⚡	🌿	📖	🏠
Upgrading and expansion of power transmission network	REN – Rede Eléctrica Nacional, SA	75.0	█					
Construction of high-speed rail line between Poceirão (east of Lisbon) and Caia on Portuguese/Spanish border (TEN-T)	ELOS – Ligações de Alta Velocidade SA	600.0	█	█				
Construction of motorway section and upgrading of several roads in central Portugal	Ascendi Pinhal Interior Estradas do Pinhal Interior SA	345.0	█					
Acquisition of four Bombardier Q400 aircraft to replace older ATP aircraft	Sata Air Açores-Sociedade Açoriana de Transportes Aéreos SA	37.0	█					
Rollout of next generation network (NGN), including next generation access (NGA) with "fibre-to-the-home" (FTTH) technology	PT Comunicações SA	100.0	█					
Rebuilding of key infrastructure in Madeira following natural disaster of February 2010	Portuguese Republic	62.5	█					
Cofinancing of priority projects under Portugal's National Strategic Reference Framework	Portuguese Republic	450.0	█					
R&D investment focused on pre-clinical and clinical development of four new drugs in Porto	Bial Portela & Ca. S.A.	50.0	█					
Refurbishment and modernisation of schools in Portugal	Parque Escolar EPE	600.0	█					

Credit lines

Financing of small and medium-scale projects	Banco Comercial Português S.A.	50.0	█					
Financing of small and medium-scale projects carried out by SMEs	Caixa Económica Montepio Geral	100.0	█					
	Banco Espírito Santo S.A.	85.0	█					
Financing of small and medium-scale projects carried out by SMEs in fields of i2i, energy and environment	Banco BPI SA	200.0	█					



Construction of logistics facilities, Romania



Romania

Finance contracts signed:
410 million

Individual loans:

410 million



Individual loans

Project Description	Beneficiary	Value (million)	Convergence	Transport	Energy	Environment	Knowledge Economy	SME
Construction of 350 MW wind farm with 139 turbines near Black Sea coast in Fântânele, Constanța county	Tomis Team S.R.L.	200.0						
	MW Team Invest SRL							
Refurbishment and expansion of power transmission network	National Power Grid Company Transelectrica SA	65.0						
Construction of five industrial and logistics parks	Wdp Development Ro srl	75.0						
Programme of energy efficiency refurbishment of 270 multi-apartment buildings in Bucharest	Municipiul București Primăria Sectorului 6	70.0						

Slovenia

Finance contracts signed:
733 million

Individual loans:

603 million

Credit lines:

130 million



Individual loans

Project Description	Beneficiary	Value (million)	Convergence	Transport	Energy	Environment	Knowledge Economy	SME
Construction of new 600 MW power plant to replace obsolete facilities near Velenje in north-east Slovenia	Termoelektrarna Šoštanj d.o.o	440.0						
Three schemes designed to reinforce Slovenia's power transmission network	Elektro-Slovenija, d.o.o.	63.0						
Upgrading of capacity of gas transmission network	Geoplina Plinovodi Družba Za Upravljanje s Prenosnim Omrežjem Doo	100.0						

Credit lines

Project Description	Beneficiary	Value (million)	Convergence	Transport	Energy	Environment	Knowledge Economy	SME
Lease financing of small and medium-scale projects	Nova Ljubljanska banka d.d.	30.0						
Cofinancing of small and medium-scale projects carried out by SMEs in fields of i2i, energy and environment	Banka Celje dd	25.0						
Financing of small and medium-scale projects carried out by SMEs	Gorenjska Banka dd Kranj	25.0						
Financing of smaller-scale RDI investment by automotive suppliers	SID – Slovenska izvozna in razvojna banka dd Ljubljana	50.0						

Slovakia

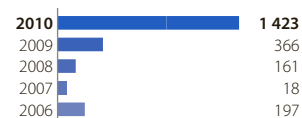
Finance contracts signed:
1 423 million

Individual loans:

1 370 million

Credit lines:

53 million



Individual loans

Project Description	Beneficiary	Value (million)	Convergence	Transport	Energy	Environment	Knowledge Economy	SME
Cofinancing of investments under 2007-2013 National Strategic Reference Framework (NSRF)	Slovak Republic	1 300.0						
Financing of small and medium-scale projects carried out by SMEs and mid-cap companies	Unicredit Leasing Slovakia As	70.0						

Credit lines

Project Description	Beneficiary	Value (million)	Convergence	Transport	Energy	Environment	Knowledge Economy	SME
Financing of small and medium-scale projects mainly carried out by SMEs	Tatra Banka AS	40.0						
Financing of small and medium-scale projects carried out by SMEs	Hypo Investmentbank AG	2.5						
	Commerzbank AG	10.0						

Finland

Finance contracts signed: 1 001 million

Individual loans: 851 million
Credit line: 150 million



Individual loans

Description	Beneficiary	Value (million)	Convergence	Transport	Energy	Environment	Knowledge Economy	SME
Construction of combined heat and power plant based on innovative technology at existing Kymijärvi site just outside Lahti	Lahti Energia Oy	75.0						
Installation of second pole of Fenno Skan HVDC link interconnecting Finland and Sweden	Fingrid Oyj	150.0						
Construction of passenger rail infrastructure in Vantaa	Suomen Tasavalta	45.0						
	Vantaan kaupunki	200.0						
Expansion of 3G mobile telephone network and provision of broadband services	DNA Oy	120.0						
RDI focusing on packaging, graphic paper, timber product and bio-refinery methods, and construction of combined heat and power plant	Stora Enso Oyj	80.0						
Modernisation and upgrading of blast furnaces at Ruukki steelworks in Raahe	Rautaruukki Oyj	140.0						
RDI involving non-woven materials, filtration media and specialty papers	Ahlstrom Oyj	10.8						
RDI aimed at discovery and production of food ingredients and chemical-replacing enzymes	Danisco A/S	30.0						

Credit line

Financing of small and medium-scale projects carried out by SMEs	Finnvera plc	150.0						
------------------------------------------------------------------	--------------	-------	--	--	--	--	--	--



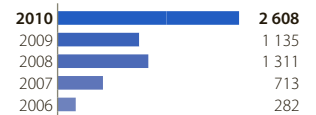
Development of new non-woven materials, Finland



Development of engineering solutions, Sweden

Sweden

Finance contracts signed: 2 608 million
 Individual loans: 2 608 million



Individual loans

			↖	⇌	⚡	≈	⚙	🏠
Construction of double-track underground rail line in central Stockholm	Trafikverket	590.8						
RDI investments in high performance solutions based on advanced polymer technologies in several countries	Trelleborg AB	40.0						
RDI focusing on packaging, graphic paper, timber product and bio-refinery methods, and construction of combined heat and power plant	Stora Enso Oyj	85.0						
R&D investments for developing new low-emission automobile engine models and corresponding chassis in Göteborg	Volvo Car Corp	200.0						
RDI aimed at increasing fuel efficiency and safety of future car fleet in Trollhättan	Saab Automobile AB	400.0						
RDI aimed at reducing emissions from trucks, buses and construction vehicles on Göteborg (Sweden) and Lyon (France) sites	Volvo AB	400.0						
R&D aimed at developing low-emission car engines	Volvo Car Corp	193.5						
Construction of new Karolinska university hospital, patient hotel and car park in Solna	Stockholms Läns Landsting (County Council of Stockholm)	698.5						

United Kingdom

Finance contracts signed:

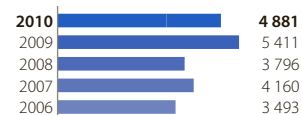
4 881 million

Individual loans:

4 352 million

Credit lines:

530 million



Individual loans

Description	Beneficiary	Value (million)	Convergence	Transport	Energy	Environment	Knowledge Economy	SME
Construction and renovation of gas storage facilities in France and United Kingdom	Storengy	100.0						
Construction of six onshore wind farms in Scotland	SSE Generation Ltd	107.5						
	SSE Renewables Holdings Ltd	340.5						
Construction of large-scale offshore wind farm in outer Thames estuary	Special purpose entity/fund	842.9						
Pan-European infrastructure fund for renewable energy projects	Special purpose entity/fund	30.0						
Upgrading and extension of electricity distribution networks	Yorkshire Electricity Distribution Plc	184.7						
	Northern Electric Distribution Ltd	145.6						
Subscription to private equity fund targeting renewable energy projects (mainly solar and wind) in EU	Special purpose entity/fund	40.0						
Rehabilitation and improvement of gas distribution grids	Scotland Gas Networks Plc	90.9						
	Southern Gas Networks Plc	60.6						
Upgrading of power grids in central and southern Scotland and north-west England	SP Manweb plc	50.0						
	SP Transmission Ltd	50.0						
	SP Distribution Ltd	50.0						
Water supply and wastewater treatment infrastructure in London and Thames Valley	Thames Water Utilities Ltd	202.7						
Framework loan for small and medium-scale urban regeneration projects carried out by registered social landlords	The Housing Finance Corporation Ltd	194.2						
Research and engineering activities aimed at achieving CO ₂ emission targets at centres in Whitley and Gaydon	Land Rover	390.1						
RDI aimed at developing cleaner engines and next generation commercial vehicles in London and South Wales	Ford Motor Co Ltd	550.5						
Construction of energy recovery plant in Zaragoza (Spain) and recycled paper mill in Partington (United Kingdom)	Sociedad Anónima Industrias Celulosa Aragonesa	54.3						
Creation of new acute and community hospital services in north Bristol	North Bristol NHS Trust	286.9						
Financing of PPP projects in secondary education sector under "Building Schools for the Future" programme	Barnsley Metropolitan Borough Council	58.0						
Financing of PPP health and education projects	Sumitomo Mitsui Banking Corporation Europe Ltd	294.6						
Construction and development of new university campus (Heslington East)	University of York	53.0						
Financing of higher and further education projects and related downstream projects	Abbey National Treasury Services plc - Lloyds TSB Bank plc - The Royal Bank of Scotland plc	87.2						
	Special purpose entity/fund	87.2						

Credit lines

Financing of venture capital and loan fund created to provide venture capital to SMEs in north-west England under JEREMIE initiative	North West Business Finance Ltd	107.5						
Financing of venture capital and loan fund created to provide venture capital to SMEs in Yorkshire and Humber under JEREMIE initiative	Finance Yorkshire Ltd	55.1						
Financing of small and medium-scale projects carried out by SMEs	The Royal Bank of Scotland plc	367.0						



EFTA

Finance contract signed: **50 million**



Norway

Development of Trym gas field in Norwegian sector of North Sea	Special purpose entity/fund	50.0	
----------------------------------------------------------------	-----------------------------	------	--



Construction of wind farm

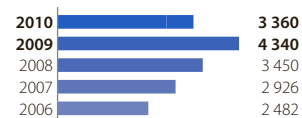
Partner Countries





Enlargement Countries

Finance contracts signed: 3 360.3 million



		*	▲
Turkey		1 934.6	
Financing of small and medium-scale projects carried out by SMEs, primarily in manufacturing and services sectors	Garanti Diversified Payment Rights Finance Co.	75.0	
Financing of renewable energy, energy efficiency and climate change mitigation projects	Yapi ve Kredi Bankasi A.S.	200.0	
Upgrading of access network for fixed line operations	Tuerk Telekomuenikasyon A.S.	250.0	
Extension of water and wastewater system to serve entire Bursa metropolitan area	BUSKİ: Bursa Su ve Kanalizasyon İdaresi Genel Müdürlüğü	50.0	
Strengthening of science and research system and improvement of Turkey's innovation capacity	Republic of Turkey	300.0	
R&D conducted at national research institutes associated with Scientific and Technological Research Council	Republic of Turkey	150.0	
Financing of small and medium-scale projects, with particular focus on smaller businesses	Türkiye Halk Bankasi A.Ş.	150.0	
Financing of small and medium-scale projects, mainly in manufacturing and services sectors	Yapi ve Kredi Bankasi A.S.	50.0	
Financing of SMEs in several sectors	Denizbank A.Ş.	75.0	
	Deniz Finansal Kiralama AS	75.0	
Financing of small and medium-scale projects carried out by SMEs	Arts Ltd	60.0	
	Türkiye Halk Bankasi A.Ş.	60.0	
	Türkiye Halk Bankasi A.Ş.	14.8	
	Akbank T.A.Ş.	60.0	
	Akbank T.A.Ş.	14.8	
	Fortis Bank A.S.	100.0	
Financing of small and medium-scale projects carried out by SMEs located in least-developed provinces of eastern Turkey	Türkiye Vakiflar Bankasi TAO	50.0	
	Türkiye Halk Bankasi A.Ş.	50.0	
	Akbank T.A.Ş.	50.0	
	Yapi ve Kredi Bankasi A.S.	50.0	
	Denizbank A.Ş.	50.0	

* ▲

Serbia

690.2

Replacement of electromechanical meters by digital meters integrated into remote reading and connection/disconnection system	JP Elektroprivreda Srbije	40.0	■	■
Construction of 47 km bypass, of which 27 km of motorway and 20 km of road, on pan-European transport corridor X, west and south of Belgrade	JP Putevi Srbije	40.0	■	■
Construction of motorway section in pan-European corridor X in Serbia	Republic of Serbia	195.0	■	■
Construction of new Sava bridge and approach roads in Belgrade	City of Belgrade	90.0	■	■
Investments aimed at revitalising public sector R&D	Republic of Serbia	200.0	■	■
Investment in senior A tranche of regional A&B sub-fund	The European Fund for Southeast Europe SA, SICAV-SIF	10.2	■	■
Support programme for increasing supply and quality of pre-university education	Republic of Serbia	50.0	■	■
Financing of small and medium-scale projects carried out by SMEs	Sogelease Srbija d.o.o. Beograd	20.0	■	■
	KBC Banka a.d. Beograd	20.0	■	■
	Erste Bank a.d. Novi Sad	25.0	■	■



Scientific research, Turkey

Construction of Sava bridge, Belgrade, Serbia





* ▲

Croatia
511.2

Cofinancing of EU-supported projects mainly in transport and environment sectors	Republic of Croatia	200.0	
Upgrading of vinyl chloride monomer (VCM) plant and construction of polyvinyl chloride (PVC) plant at complex on island of Krk	Hrvatska banka za obnovu i razvitak	34.0	
Construction of shopping centre in Split	Raiffeisenlandesbank Oberösterreich AG	27.2	
Financing of projects carried out by SMEs and mid-cap companies	Hrvatska banka za obnovu i razvitak	250.0	

Bosnia and Herzegovina
72.0

Construction and rehabilitation of water and sanitation facilities in Republika Srpska	Bosnia-Herzegovina	50.0	
Investment in senior A tranche of regional A&B sub-fund	The European Fund for Southeast Europe SA, SICAV-SIF	12.0	
Financing of small and medium-scale projects	Volksbank BH DD	10.0	

FYROM
52.3

Expansion of water supply networks in rural areas and improvement of wastewater disposal nationwide	Former Yugoslav Republic of Macedonia	50.0	
Investment in senior A tranche of regional A&B sub-fund	The European Fund for Southeast Europe SA, SICAV-SIF	2.3	

Albania
50.8

Programme of rehabilitation of secondary and local roads throughout Albania	Albanian Republic	50.0	
Investment in senior A tranche of regional A&B sub-fund	The European Fund for Southeast Europe SA, SICAV-SIF	0.8	

Montenegro
49.2

Rehabilitation and construction of municipal water and sanitation infrastructure	Republic of Montenegro	16.5	
Investment in senior A tranche of regional A&B sub-fund	The European Fund for Southeast Europe SA, SICAV-SIF	4.7	
Financing of small and medium-scale projects carried out by SMEs	Hypo Alpe-Adria-Bank AD Podgorica	5.0	
	Atlasmont Banka AD Podgorica	9.0	
	Hipotekarna Banka AD Podgorica	8.0	
	Invest Banka Montenegro	4.0	
	First Financial Bank AD Podgorica	2.0	

Eastern Europe, Southern Caucasus, Russia

Finance contracts signed: 630.5 million



Russian Federation

250.0

Description	Contractor	Value (million)	Resources
Upgrading of large power plant in southern Russia (North Caucasus) and construction of modern, efficient combined-cycle gas turbine unit to replace two old units	OJSC Enel OGK-5	250.0	* ▲

Moldova

185.0

Description	Contractor	Value (million)	Resources
Improvement of wine industry	Republic of Moldova	75.0	* ▲
Purchase of up to 90 new trolleybuses, spare parts and rolling stock maintenance equipment	Municipality of Chişinău	5.0	* ▲
Repair and upgrading of key national road sections	Republic of Moldova	75.0	* ▲
Rehabilitation and extension of water and sanitation systems in various small towns	Republic of Moldova	10.0	* ▲
Financing of small and medium-scale energy and environmental projects carried out by mid-cap companies and public entities	BC Mobiasbanca – Groupe Société Générale S.A.	20.0	* ▲

Georgia

175.0

Description	Contractor	Value (million)	Resources
Rehabilitation works at Enguri and Vardnili cascade of hydropower plants (Abkhazia)	Republic of Georgia	20.0	* ▲
Construction of high-voltage power transmission lines and back-to-back converter station in order to complete electricity ring in Georgia and provide interconnection with Turkish grid	Republic of Georgia	80.0	* ▲
Repair and upgrading of municipal water facilities	Republic of Georgia	40.0	* ▲
Financing of small and medium-scale energy and environmental projects carried out by mid-cap companies and public entities	Jsc Bank Republic	35.0	* ▲

Ukraine

15.5

Description	Contractor	Value (million)	Resources
Rehabilitation and modernisation of water supply and wastewater collection and treatment facilities in Mykolayiv (southern Ukraine)	Ukraine	15.5	* ▲

Armenia

5.0

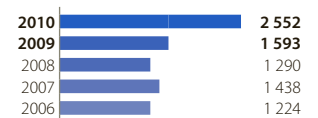
Description	Contractor	Value (million)	Resources
Rehabilitation and renovation of metro system	Republic of Armenia	5.0	* ▲



Renovation of Yerevan's metro system, Armenia

Mediterranean Countries

Finance contracts signed: 2 551.9 million



			*	▲
Regional – Mediterranean		31.0		
Equity participation in closed-end infrastructure fund	Argan Infrastructure Fund PCC LLC	20.0		
Equity investment in fund financing sustainable infrastructure	InfraMed Infrastructure	1.0		
Participation in fund providing finance to medium-sized companies in Mediterranean region, mainly Egypt and Morocco	Vantage Mezzanine Fund II (North Africa) LP	10.0		
Maghreb		1 418.0		
Algeria		500.0		
Construction and operation of sub-sea natural gas transmission pipeline between Beni Saf in Algeria and landfall near Almería in Spain	Medgaz SA	500.0		
Tunisia		498.0		
Upgrading of national power grid	Société Tunisienne de l'Électricité et du Gaz	185.0		
Construction of 400 MW single-shaft combined-cycle gas turbine plant in Sousse	Société Tunisienne de l'Électricité et du Gaz	194.0		
First phase of construction of 18 km of priority railway lines in Tunis	Société Réseau Ferroviaire Rapide de Tunis S.A.	119.0		
Morocco		420.0		
Expansion of Tanger Med Port's container transshipment facilities	Tanger Med 2 SA	200.0		
Construction of motorway between Berrechid and Beni Mellal	Société Nationale des Autoroutes du Maroc	220.0		

* own resources

▲ budgetary resources

			*	▲
Mashreq			1 097.9	
Egypt			906.4	
Upgrading and expansion of national power transmission network	Arab Republic of Egypt	260.0	■	■
Construction of gas-fired combined-cycle power plant in Nile Delta, north-west of Cairo	Arab Republic of Egypt	300.0	■	■
Construction of oil-refining installations for converting heavy petroleum residues to cleaner middle distillates in Mostorod	Egyptian Refining Company (Takrir)	346.4	■	■
Syria			185.0	
Modernisation of water supply and wastewater collection and treatment infrastructure in north-west Syria	Syrian Arab Republic	55.0	■	■
Provision of medical equipment for new hospitals in Damascus	Syrian Arab Republic	130.0	■	■
Lebanon			6.5	
Financing of projects carried out by small and micro-enterprises	Lebanese Association for Development – Al Majmoua	1.5	■	■
Participation in generalist private equity fund investing in Lebanese SMEs	The Lebanon Growth Capital Fund CV	5.0	■	■
Other			5.0	
Gaza-West Bank			5.0	
Participation in generalist private equity fund investing in SMEs in Palestinian Territories	The Palestine Growth Capital Fund CV	5.0	■	■



Coffee roaster, Lebanon



Africa, Caribbean, Pacific (ACP) and OCT

Finance contracts signed: 972.0 million



Regional – ACP

161.7

Description	Entity	Value (million)	Own Resources	Budgetary Resources
Participation in capital increase of Access Microfinance Holding AG	Access Microfinance Holding AG	1.7		
Participation in specialised microfinance investment fund	Rural Impulse Fund II SA SICAV-SIF	10.0		
Financing of private sector lending in ACP countries	European Financing Partners SA	100.0		
Financing of climate action lending in ACP countries	Interact Climate Change Facility SA	50.0		

AFRICA

738.5

Regional – Africa

45.0

Participation in regional investment fund for micro, small and medium-sized enterprises in Sub-Saharan Africa	Regional MSME Investment Fund for Sub-Saharan Africa S.A., SICAV-SIF	15.0		
Private equity fund for investment in African banks	Africa Capitalization Fund Ltd	30.0		

West Africa

278.8

Nigeria

190.0

Financing of small and medium-scale infrastructure projects and private sector investments, and support for financial sector development	Guaranty Trust Bank PLC	80.0		
	STANBIC IBTC Bank PLC	55.0		
	First Bank of Nigeria Plc	55.0		

Regional – West Africa

50.0

Support for development of financing activities	Ecobank Transnational Inc.	50.0		
-------------------------------------------------	----------------------------	------	--	--

Cape Verde

30.0

Installation of wind farms on four islands in Cape Verde archipelago	Cabeóica S.A.	30.0		
----------------------------------------------------------------------	---------------	------	--	--

Mauritania

7.3

Connection of Mauritania to ACE (Africa Coast to Europe) system via new submarine fibre optic cable	Islamic Republic of Mauritania	7.3		
-----------------------------------------------------------------------------------------------------	--------------------------------	-----	--	--

Liberia

1.5

Equity participation in financial institution	AccessBank Liberia Ltd	1.5		
-----------------------------------------------	------------------------	-----	--	--

			*	▲
East Africa			259.7	
Kenya			119.0	
Expansion of Olkaria I and construction of Olkaria IV power plants to increase power generation capacity of Olkaria geothermal steam field	Republic of Kenya	119.0		
Tanzania			100.7	
Construction of 667 km-long high voltage power line between Iringa and Shinyanga	United Republic of Tanzania	100.7		
Uganda			40.0	
Financing of small and medium-scale projects	Dfcu Bank Ltd	40.0		
Southern Africa and Indian Ocean			145.0	
Lesotho			145.0	
Construction of Metolong dam and water treatment and conveyance system for Lesotho Lowlands	Kingdom of Lesotho	140.0		
Construction of plant manufacturing low-energy fluorescent light bulbs for southern African market	Philips Lighting Maseru (Pty) Ltd	5.0		
Central and Equatorial Africa			10.0	
Cameroon			5.0	
Medium and long-term financing of projects carried out by SMEs	Pro PME Financement SA	5.0		
Democratic Republic of the Congo			5.0	
Long-term financing of small and medium-scale projects	Rawbank SARL	5.0		



Financing small businesses, Uganda

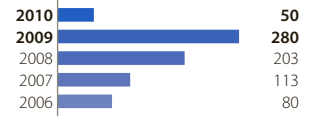




			* ▲
CARIBBEAN			47.8
Dominican Republic			33.8
Upgrading of high-voltage power grid in central and southern regions of Dominican Republic	Dominican Republic	26.8	
Financing of small and medium-scale projects	Banco de Ahorro y Crédito Ademi SA	7.0	
Dominica			8.0
Support for growth and development of private sector and commercially-run public sector enterprises in Dominica	Dominica Agricultural Industrial & Development Bank	8.0	
Saint Kitts and Nevis			6.0
Financing of small and medium-scale projects	Development Bank of St Kitts & Nevis	6.0	
PACIFIC			9.0
Regional – Pacific			9.0
Financing of small and medium-scale projects	Development Bank of Samoa	5.0	
	Federated States of Micronesia Development Bank	4.0	
OCT			15.0
New Caledonia and Dependencies			10.0
Financing of renewable energy and environmental projects	Banque Calédonienne d'Investissement	2.5	
	Société Générale Calédonienne de Banque	2.5	
	BNP Paribas Nouvelle Calédonie	2.5	
	Banque de Nouvelle-Calédonie	2.5	
French Polynesia			5.0
Financing of environmental and renewable energy projects	Banque Socredo	5.0	

South Africa

Finance contracts signed: 50.0 million



South Africa

50.0

Upgrading and expansion of water supply infrastructure

Firststrand Bank Ltd

50.0



Water distribution, South Africa

Artist's impression of raised metro station in Hanoi, Vietnam



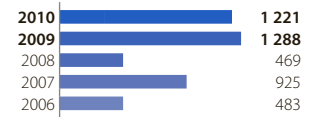
* own resources

▲ budgetary resources



Asia and Latin America

Finance contracts signed: 1 221.50 million



LATIN AMERICA

498.5

Brazil

420.0

Expansion and upgrading of power distribution networks	Bandeirante Energia S.A.	45.0		
	Espírito Santo Centrais Elétricas SA – ESCELSA	45.0		
Expansion and upgrading of gas distribution grids in greater São Paulo area	Companhia de Gás de São Paulo, S.A. – Comgás	200.0		
Improvement of product mix and production balance on several sites nationwide	ArcelorMittal Brasil S.A.	130.0		

Mexico

78.5

Construction of wind farm in municipality of Santo Domingo Ingenio in region of Istmo de Tehuantepec (state of Oaxaca)	Iberdrola S.A.	78.5		
------------------------------------------------------------------------------------------------------------------------	----------------	------	--	--

ASIA

723.0

China

500.0

Financing of climate change mitigation projects, mainly in clean and renewable energy fields	People's Republic of China	500.0		
----------------------------------------------------------------------------------------------	----------------------------	-------	--	--

Vietnam

223.0

Construction of Metro Line 2 between Tham Luong and Ben Thanh in Ho Chi Minh City	Socialist Republic of Vietnam	150.0		
Construction of new metro line (line 3) in Hanoi	Socialist Republic of Vietnam	73.0		

Statistical Supplement





European Investment Bank

Statistical Supplement

Section I Financing provided within the European Union

(contracts signed)

Table A	Breakdown by country and objective in 2010	48
Table B	Breakdown by country and objective from 2006 to 2010	48
Table C	Breakdown by country and sector in 2010	49
Table D	Breakdown by country and sector from 2006 to 2010	49
Table E	Detailed breakdown by sector in 2010 and from 2006 to 2010	50
Table F	Breakdown by region in 2010 and from 2006 to 2010	51

Section II Financing provided in the Partner Countries

(contracts signed)

Table G	Lending facilities and mandates outside the EU, situation as at 31 December 2010	54
Table H	In the Partner Countries in 2010	55
Table I	In the Enlargement Countries from 2006 to 2010	55
Table J	In Eastern Europe, Southern Caucasus and Russia from 2006 to 2010	56
Table K	In the Mediterranean Countries from 2006 to 2010	56
Table L	In the ACP States and the OCT from 2006 to 2010	57
Table M	In South Africa from 2006 to 2010	58
Table N	In Asia and Latin America from 2006 to 2010	58

Section III Borrowings raised (*)

Table O	Borrowings raised in 2010 – list of operations	59
Table P	Borrowings raised (before swaps) from 2006 to 2010	63
Table Q	Borrowings raised (after swaps) from 2006 to 2010	64
Table R	Medium and long-term resources raised (after swaps) in ECU/EUR from 1981 to 2010	64
Table S	Borrowings raised in 2010 – Breakdown by currency before/after swaps	65
Table T	Borrowings raised (before swaps) in 2010 under medium-term note or debt issuance programmes (excluding EARNs and stand-alone issues)	65

(*) In establishing statistics on its borrowing operations, the EIB applies the conversion rates obtaining when the operation is launched to the amounts actually raised.

NB: as rounded figures are used in the following tables, it is possible that the totals do not correspond to the sum of the individual amounts.

Table A: Individual loans provided within the European Union in 2010Breakdown by country and objective ⁽¹⁾

(EUR million)

	Convergence	Transport projects of common interest ⁽³⁾	Energy projects of common interest ⁽³⁾	Environment and sustainable communities	Knowledge economy	SMEs
Belgium	39	145	450	997	254	13
Czech Republic	1 125	404	167	245	339	49
Denmark	–	–	100	88	250	–
Germany	619	–	1 059	2 218	3 777	–
Estonia	38	–	75	–	–	–
Ireland	22	–	197	–	44	–
Greece	3 151	1 000	833	1 820	545	–
Spain	4 157	2 272	1 509	4 723	975	65
France	60	279	1 228	2 761	1 553	–
Italy	1 323	569	2 572	2 770	1 394	50
Cyprus	380	–	200	210	–	–
Lithuania	20	20	–	20	–	–
Luxembourg	–	–	–	31	15	24
Hungary	991	–	451	105	580	–
Malta	100	–	100	10	–	–
Netherlands	–	813	–	–	143	–
Austria	–	200	370	526	276	–
Poland	4 817	849	134	1 469	1 018	360
Portugal	2 720	600	733	1 477	925	–
Romania	410	–	346	289	–	–
Slovenia	603	–	603	–	–	–
Slovakia	1 370	338	–	455	221	179
Finland	42	245	248	495	218	–
Sweden	24	591	59	2 447	1 434	–
United Kingdom	267	–	2 192	3 101	1 331	–
EFTA ⁽²⁾	–	–	50	–	–	–
Total	22 276	8 325	13 677	26 255	15 291	740

Table B: Individual loans provided within the European Union from 2006 to 2010Breakdown by country and objective ⁽¹⁾

(EUR million)

	Convergence	Transport projects of common interest ⁽³⁾	Energy projects of common interest ⁽³⁾	Environment and sustainable communities	Knowledge economy	SMEs
Belgium	652	468	1 640	3 956	837	13
Bulgaria	1 415	1 080	–	860	175	1
Czech Republic	4 456	1 584	471	2 508	830	49
Denmark	–	–	590	800	902	–
Germany	5 482	2 552	3 727	9 577	16 790	740
Estonia	936	165	225	243	132	–
Ireland	358	938	1 176	215	119	–
Greece	5 394	1 695	1 753	2 848	745	–
Spain	15 322	13 753	7 032	16 730	6 479	217
France	700	2 921	3 451	11 579	5 547	245
Italy	6 792	5 353	7 667	9 595	7 188	618
Cyprus	594	–	294	464	–	–
Latvia	1 040	233	250	205	255	–
Lithuania	1 173	344	–	273	247	–
Luxembourg	6	140	125	103	255	24
Hungary	4 474	730	451	1 233	2 562	352
Malta	290	–	250	92	–	–
Netherlands	90	1 541	1 915	1 158	998	–
Austria	22	2 438	1 462	2 431	1 020	–
Poland	13 528	4 559	549	3 551	3 938	360
Portugal	8 480	2 532	2 633	4 445	1 691	–
Romania	2 734	850	656	1 288	31	3
Slovenia	988	300	843	160	108	8
Slovakia	1 370	388	–	478	221	179
Finland	187	775	538	1 276	2 061	–
Sweden	83	646	139	4 235	4 740	–
United Kingdom	886	3 046	5 761	11 922	4 969	–
EFTA ⁽²⁾	–	310	50	–	–	–
Total	77 451	49 340	43 646	92 224	62 841	2 809

⁽¹⁾ As certain financing operations meet several objectives, the totals for the various headings cannot be meaningfully added together.

As from 2008, the amounts are based on the percentage of the operation meeting the eligibility criteria and no longer on the total amount of the loan.

⁽²⁾ Members of the European Free Trade Association (EFTA).⁽³⁾ Including financing of trans-European networks (TENs).

Table C: Loans provided within the European Union in 2010
Breakdown by country and sector

(EUR million)

	Total	Individual loans	Infrastructure			Industry Services Agriculture	Education Health	Credit lines
			Energy	Communi-cations	Water management and sundry infrastructure			
Belgium	1 691		450	150	273	238	40	540
Bulgaria	115		-	-	-	-	-	115
Czech Republic	1 650	1 155	145	603	142	222	43	495
Denmark	387	350	100	-	-	250	-	37
Germany	7 040	5 420	799	856	380	2 855	530	1 620
Estonia	75	75	75	-	-	-	-	-
Ireland	241	241	197	-	-	-	44	-
Greece	3 151	3 151	446	1 310	610	425	360	-
Spain	9 329	7 329	1 297	3 485	666	516	1 365	2 000
France	4 895	3 945	819	970	330	862	965	950
Italy	8 832	6 052	2 061	1 674	517	1 655	145	2 780
Cyprus	460	410	200	30	180	-	-	50
Latvia	100	-	-	-	-	-	-	100
Lithuania	47	20	-	20	-	-	-	27
Luxembourg	65	55	-	-	16	39	-	10
Hungary	1 682	1 189	449	150	119	303	169	493
Malta	100	100	100	-	-	-	-	-
Netherlands	1 556	956	-	956	-	-	-	600
Austria	1 479	1 101	325	200	-	111	465	378
Poland	5 563	4 875	105	2 317	857	749	847	689
Portugal	3 413	2 978	745	1 194	218	104	717	435
Romania	410	410	265	-	-	145	-	-
Slovenia	733	603	603	-	-	-	-	130
Slovakia	1 423	1 370	-	364	689	161	156	53
Finland	1 001	851	210	365	38	238	-	150
Sweden	2 608	2 608	24	591	-	1 294	698	-
United Kingdom	4 881	4 352	2 093	-	397	1 142	720	530
EFTA ⁽²⁾	50	50	50	-	-	-	-	-
Total	62 974	50 794	11 557	15 234	5 431	11 309	7 264	12 180

Table D: Loans provided within the European Union from 2006 to 2010
Breakdown by country and sector

(EUR million)

	Total	Individual loans	Infrastructure			Industry Services Agriculture	Education Health	Credit lines
			Energy	Communi-cations	Water management and sundry infrastructure			
Belgium	6 373	5 258	1 485	608	2 364	761	40	1 115
Bulgaria	1 912	1 417	-	1 054	362	1	-	495
Czech Republic	7 180	5 816	470	2 229	1 340	1 389	388	1 364
Denmark	1 429	1 242	340	-	-	870	32	187
Germany	36 762	26 421	2 355	5 287	2 104	14 461	2 213	10 341
Estonia	1 043	973	225	314	391	-	44	70
Ireland	2 632	2 247	1 176	938	15	-	119	385
Greece	7 826	6 141	1 441	3 007	680	453	560	1 685
Spain	43 186	33 870	6 198	18 722	3 095	1 809	4 046	9 316
France	24 379	18 159	2 670	5 589	3 102	3 611	3 187	6 220
Italy	37 538	25 196	6 433	8 771	5 208	4 236	548	12 342
Cyprus	902	694	294	30	370	-	-	208
Latvia	1 315	1 040	220	218	370	180	53	275
Lithuania	1 325	1 238	-	310	679	22	226	87
Luxembourg	698	613	50	323	16	209	15	85
Hungary	7 474	5 674	449	1 813	531	2 059	823	1 799
Malta	290	290	250	-	40	-	-	-
Netherlands	6 246	4 946	1 881	1 660	406	501	497	1 300
Austria	7 148	5 320	1 012	2 415	518	549	826	1 828
Poland	17 496	15 373	520	8 083	1 737	3 080	1 953	2 123
Portugal	12 818	10 568	2 196	4 000	2 188	1 082	1 101	2 250
Romania	3 850	3 355	465	1 324	765	801	-	495
Slovenia	2 196	1 331	862	400	23	46	-	865
Slovakia	2 165	1 516	-	469	710	167	171	649
Finland	4 139	3 514	350	895	38	1 893	338	625
Sweden	6 049	6 049	104	646	-	4 600	698	-
United Kingdom	21 739	19 197	5 381	3 782	3 837	2 854	3 343	2 542
EFTA ⁽²⁾	360	360	50	310	-	-	-	-
Total	266 469	207 818	36 876	73 197	30 888	45 634	21 223	58 650

Table E: Loans provided within the European Union in 2010 and from 2006 to 2010
Detailed breakdown by sector

(EUR million)

	2010		2006-2010	
	Amount	% of total	Amount	% of total
Energy and infrastructure	32 221	51.2	140 961	52.9
Energy	11 557	18.4	36 876	13.8
Production	6 294	10.0	18 663	7.0
<i>Electricity</i>	5 789	9.2	16 241	6.1
<i>Heat</i>	295	0.5	1 152	0.4
<i>Oil and natural gas</i>	210	0.3	1 271	0.5
Transport and supply	5 263	8.4	17 513	6.6
<i>Electricity</i>	3 791	6.0	12 068	4.5
<i>Oil and natural gas</i>	1 327	2.1	5 226	2.0
<i>Heat</i>	145	0.2	219	0.1
Nuclear fuel production and processing	–	–	700	0.3
Transport	13 204	21.0	63 155	23.7
Railways	4 352	6.9	16 473	6.2
Urban transport	4 151	6.6	12 791	4.8
Roads, motorways	3 716	5.9	23 110	8.7
Maritime transport	496	0.8	4 258	1.6
Air transport	487	0.8	6 093	2.3
Intermodal freight terminals and other	2	0.0	430	0.2
Telecommunications	2 030	3.2	10 041	3.8
Composite telecommunications	717	1.1	2 774	1.0
PSTN; transmission and broadcasting networks	693	1.1	4 697	1.8
Mobile telephony	620	1.0	2 145	0.8
Satellites, ground stations	–	–	425	0.2
Water, sewerage, solid waste	1 964	3.1	14 896	5.6
Sewerage and waste management	1 196	1.9	7 529	2.8
Water catchment, treatment and supply	768	1.2	7 367	2.8
Urban infrastructure	3 467	5.5	15 992	6.0
Urban renewal	2 104	3.3	9 975	3.7
Urban development schemes	1 363	2.2	6 017	2.3
Industry, services, health, education, agriculture	18 573	29.5	66 857	25.1
Industry	8 176	13.0	33 870	12.7
Transport equipment	3 765	6.0	15 238	5.7
Chemicals and chemical products	1 050	1.7	4 010	1.5
Refined petroleum products	825	1.3	2 285	0.9
Electrical engineering and electronics	642	1.0	4 696	1.8
Basic metals and metal products	590	0.9	1 981	0.7
Machinery and equipment	485	0.8	1 816	0.7
Pulp, paper products; publishing and printing	290	0.5	1 705	0.6
Other non-metallic mineral products	285	0.5	597	0.2
Rubber and plastics	100	0.2	750	0.3
Food products and beverages	99	0.2	367	0.1
Civil engineering	45	0.1	427	0.2
Services	3 004	4.8	11 379	4.3
Other services	1 770	2.8	3 735	1.4
Research and development	1 234	2.0	7 643	2.9
Agriculture	130	0.2	385	0.1
Health, education	7 264	11.5	21 223	8.0
Education, training	3 965	6.3	11 540	4.3
Health	3 298	5.2	9 683	3.6
Total individual loans	50 794	80.7	207 819	78.0
Total credit lines	12 180	19.3	58 650	22.0
Grand total	62 974	100.0	266 469	100.0

Table F: Breakdown of loans by region in 2010 and from 2006 to 2010

This analytical table is based on NUTS 1 or 2 regional classification, depending on the country concerned. Where possible, individual loans covering several regions have been subdivided. EUROSTAT estimates of per capita (2007) GDP expressed in terms of purchasing power parities (EU27=100). 2009 unemployment rate (EU27=7.0). 2009 population figures except Belgium and United Kingdom (2008) ('000).

(Amounts in EUR million)

	<i>GDP per capita</i>	<i>Unemployment rate (%)</i>	<i>Population ('000)</i>	2010	2006-2010
Belgium	116	7.9	10 667	1 691	6 373
Bruxelles-Brussel	221	15.7	1 049	168	644
Vlaams Gewest	116	4.9	6 162	685	2 075
Région wallonne	83	11.2	3 457	299	1 679
Multiregional	-	-	-	-	860
Credit lines	-	-	-	540	1 115
Bulgaria	38	6.8	7 607	115	1 912
Yugozapaden	62	4.1	2 115	-	154
Yogoiztochen	31	6.6	1 122	-	3
Severozapaden	26	8.0	916	-	2
Severna tsentralen	27	8.4	924	-	2
Multiregional	-	-	-	-	1 256
Credit lines	-	-	-	115	495
Czech Republic	80	6.7	10 468	1 650	7 180
Praha	172	3.1	1 233	-	350
Střední Čechy	75	4.4	1 231	150	300
Jihovýchod	72	6.5	1 663	137	244
Jihozápad	71	5.2	1 206	-	257
Moravskoslezsko	68	9.7	1 250	81	281
Severovýchod	66	7.3	1 507	-	234
Střední Morava	62	7.5	1 234	33	251
Severozápad	62	10.3	1 144	-	120
Multiregional	-	-	-	754	3 780
Credit lines	-	-	-	495	1 364
Denmark	121	6.0	5 511	387	1 429
Germany	116	7.7	82 002	7 040	36 762
Hamburg	192	7.1	1 772	360	971
Bremen	159	9.0	662	180	550
Hessen	139	6.3	6 065	10	630
Bayern	136	5.0	12 520	373	3 357
Baden-Württemberg	131	5.1	10 750	945	4 158
Nordrhein-Westfalen	115	7.4	17 933	1 214	2 350
Saarland	115	8.3	1 030	-	164
Niedersachsen	102	15.1	7 947	312	1 351
Rheinland-Pfalz	102	6.0	4 028	193	1 062
Schleswig-Holstein	100	7.2	2 834	-	60
Berlin	98	13.7	3 432	180	858
Sachsen	86	12.4	4 193	57	1 256
Sachsen-Anhalt	84	13.7	2 382	-	687
Thüringen	83	10.6	2 268	-	1 050
Brandenburg	82	11.3	2 536	450	2 670
Mecklenburg-Vorpommern	81	13.9	1 664	-	300
Multiregional	-	-	-	1 146	4 947
Credit lines	-	-	-	1 620	10 341
Estonia	69	13.8	1 340	75	1 043
Ireland	148	11.7	4 450	241	2 632
Greece	93	9.5	11 260	3 151	7 826
Attiki	128	8.8	4 088	563	1 091
Nisia Aigaiou, Kriti	84	9.3	1 116	50	125
Kentriki Ellada	72	9.6	2 475	76	385
Voreia Ellada	70	10.1	3 580	13	1 027
Multiregional	-	-	-	2 450	3 514
Credit lines	-	-	-	-	1 685
Spain	105	18.0	45 828	9 329	43 186
Comunidad de Madrid	137	14.0	6 295	630	2 675
País Vasco	137	11.0	2 136	334	2 616
Comunidad Foral de Navarra	132	10.9	615	100	551
Cataluña	123	16.2	7 290	1 563	6 235
Islas Baleares	114	18.0	1 070	190	415
Aragón	114	12.8	1 314	103	853
La Rioja	112	12.8	316	65	102
Cantabria	105	12.0	576	126	223
Castilla y León	101	13.8	2 511	779	2 254
Principado de Asturias	97	13.4	1 059	386	967
Comunidad Valenciana	95	21.2	4 992	743	3 526
Canarias	93	26.2	2 077	32	247
Galicia	89	12.6	2 739	290	1 156
Murcia	87	20.7	1 443	366	702
Castilla-La Mancha	82	18.8	2 023	594	2 550

Table F: Breakdown of loans by region in 2010 and from 2006 to 2010 (continued)

(Amounts in EUR million)

	<i>GDP per capita</i>	<i>Unemployment rate (%)</i>	<i>Population ('000)</i>	2010	2006-2010
Spain (continued)					
Andalucía	81	25.4	8 150	877	4 121
Extremadura	72	20.5	1 080	101	269
Multiregional	-	-	-	50	4 408
Credit lines	-	-	-	2 000	9 316
France	169	9.5	63 617	4 895	24 379
Ile-de-France	169	8.4	11 746	465	3 150
Rhône-Alpes	110	8.7	6 160	423	1 457
Provence-Alpes-Côte d'Azur	102	9.5	4 940	18	1 249
Alsace	102	8.5	1 847	3	210
Champagne-Ardenne	100	9.6	1 336	3	111
Haute-Normandie	99	10.4	1 822	-	145
Aquitaine	98	8.7	3 200	25	65
Pays de la Loire	98	8.0	3 538	13	287
Midi-Pyrénées	97	9.4	2 865	500	721
Centre	95	7.0	2 544	51	826
Bretagne	95	5.9	3 163	98	102
Bourgogne	95	8.1	1 637	163	163
Auvergne	92	7.8	1 343	1	359
Franche-Comté	90	9.2	1 168	68	607
Poitou-Charentes	90	8.7	1 759	-	204
Lorraine	89	11.6	2 342	37	97
Limousin	88	6.5	741	1	2
Basse-Normandie	88	7.3	1 467	8	110
Nord - Pas-de-Calais	88	13.5	4 022	230	579
Picardie	86	10.7	1 906	115	429
Languedoc-Roussillon	86	13.9	2 616	14	300
Overseas Departments	65	24.4	1 898	28	628
Multiregional	-	-	-	1 682	6 361
Credit lines	-	-	-	950	6 220
Italy	103	7.8	60 045	8 832	37 538
Lombardia	135	5.4	9 743	1 157	2 757
Emilia-Romagna	128	4.8	4 338	475	2 288
Lazio	122	8.5	5 627	854	1 745
Veneto	122	4.8	4 886	90	829
Provincia autonoma Trento	122	3.5	520	-	26
Valle d'Aosta	119	4.4	127	188	218
Friuli-Venezia Giulia	117	5.3	1 231	100	150
Piemonte	114	6.8	4 433	121	1 393
Toscana	113	5.8	3 708	52	955
Liguria	107	5.7	1 615	18	65
Marche	106	6.6	1 570	301	1 369
Abruzzo	85	8.1	1 335	43	61
Sardegna	78	13.3	1 671	37	87
Basilicata	75	11.2	591	-	120
Puglia	67	12.6	4 080	290	1 087
Campania	66	12.9	5 813	7	1 266
Calabria	66	11.3	2 009	-	711
Sicilia	66	13.9	5 038	90	957
Multiregional	-	-	-	2 229	9 113
Credit lines	-	-	-	2 780	12 342
Cyprus	94	5.3	797	460	902
Latvia	56	17.1	2261	100	1 315
Lithuania	59	13.7	3350	47	1 325
Luxembourg	275	5.1	494	65	698
Hungary	63	10.0	10 031	1 682	7 474
Közép-Magyarország	103	6.6	2 926	117	633
Dunántúl	54	11.0	3 054	53	384
Magyarország	40	15.2	1 223	-	150
Alföld és Észak	40	13.3	4 051	84	913
Multiregional	-	-	-	936	3 595
Credit lines	-	-	-	493	1 799
Malta	76	7.0	414	100	290
Netherlands	132	3.4	16 486	1 556	6 246
West-Nederland	143	3.3	7 720	813	2 557
Zuid-Nederland	130	3.6	3 482	-	401
Noord-Nederland	126	4.2	2 646	-	-
Oost-Nederland	113	3.1	3 500	-	524
Multiregional	-	-	-	143	1 464
Credit lines	-	-	-	600	1 300

Table F: Breakdown of loans by region in 2010 and from 2006 to 2010 (continued)

(Amounts in EUR million)

	<i>GDP per capita</i>	<i>Unemployment rate (%)</i>	<i>Population ('000)</i>	2010	2006-2010
Austria	123	4.8	8 355	1 479	7 148
Ostösterreich	128	5.9	3 576	701	3 107
Westösterreich	126	3.7	3 012	250	1 363
Südösterreich	106	4.5	1 768	150	623
Multiregional	-	-	-	-	228
Credit lines	-	-	-	378	1 828
Poland	54	8.2	38 136	5 563	17 496
Mazowieckie	87	6.0	5 204	465	2 082
Dolnośląskie	59	10.1	2 877	-	159
Śląskie	58	6.7	4 646	241	607
Wielkopolskie	57	7.5	3 398	189	321
Pomorskie	54	6.4	2 220	64	108
Opolskie	51	8.5	1 033	21	72
Łódzkie	50	7.6	2 549	453	703
Lubuskie	49	9.6	1 009	65	65
Zachodniopomorskie	49	10.4	1 693	75	355
Kujawsko-Pomorskie	47	10.4	2 068	355	1 340
Małopolskie	47	7.9	3 287	121	229
Lubelskie	37	9.7	2 162	126	126
Multiregional	-	-	-	2 700	9 206
Credit lines	-	-	-	689	2 123
Portugal	76	9.5	10 627	3 413	12 818
Lisboa e Vale do Tejo	105	9.8	2 819	240	756
Madeira	96	7.6	247	138	308
Algarve	80	10.3	430	24	103
Alentejo	72	10.5	757	666	1 559
Açores	68	6.7	245	37	304
Centro	64	6.9	2 383	710	1 467
Norte	60	11.0	3 745	538	2 053
Multiregional	-	-	-	625	4 018
Credit lines	-	-	-	435	2 250
Romania	42	6.9	21 499	410	3 850
Slovenia	89	5.9	2 032	733	2 196
Slovakia	68	12.0	5 412	1 423	2 165
Finland	118	8.2	5 326	1 001	4 139
Etelä-Suomi	136	7.0	2 654	438	1 895
Länsi-Suomi	105	9.0	1 350	3	139
Pohjois-Suomi	102	10.1	641	140	155
Itä-Suomi	89	10.9	654	-	129
Multiregional	-	-	-	270	1 195
Credit lines	-	-	-	150	625
Sweden	123	8.4	9 256	2 608	6 049
Stockholm	165	6.8	1 981	1 289	2 334
Västsverige	119	8.6	1 852	1 174	1 961
Sydsverige	110	8.7	1 367	39	146
Småland med Öarna	110	8.1	808	20	54
Norra Mellansverige	108	9.4	825	85	367
Mellersta Norrland	108	8.9	370	-	378
Östra Mellansverige	106	9.3	1 546	-	54
Multiregional	-	-	-	-	754
Credit lines	-	-	-	-	-
Romania	117	7.6	61 179	4 881	21 739
London	197	8.9	7 588	701	3 715
South East	124	5.8	8 344	1 011	1 257
Scotland	113	6.9	5 157	566	1 551
East of England	112	6.2	5 695	12	472
South West	107	6.1	5 194	299	1 087
East Midlands	103	7.1	4 416	12	23
West Midlands	100	9.7	5 397	168	1 981
North West	99	8.3	6 870	204	1 348
Yorkshire and the Humber	98	8.5	5 195	65	623
Northern Ireland	93	6.5£	1 767	17	674
North East	90	9.2	2 570	12	403
Wales	87	8.1	2 987	107	347
Multiregional	-	-	-	1 179	5 717
Credit lines	-	-	-	530	2 542
EFTA	-	-	-	50	360
Total	100	8.9	-	62 974	266 469

Table G: Lending facilities and mandates outside the EU, situation as at 31.12.2010

	Period of validity	Financial envelope EUR m	Loans, loan guarantees	Available instruments		
				Risk capital	Technical assistance	Interest subsidies
I EIB Own Resources Lending (source of funds specified below)						
1.1 with Member States' or EU Guarantee						
1.1.1 with Member States' Guarantee						
ACP ⁽¹⁾ (Cotonou Partnership Agreement)	2008-2013	2 030	Yes	No	Yes ⁽¹¹⁾	Yes ⁽¹¹⁾
OCT ⁽²⁾ (Council Decision)	2008-2013	30	Yes	No	Yes ⁽¹¹⁾	Yes ⁽¹¹⁾
1.1.2 with EU Guarantee (Council Decision)						
Pre-Accession Countries ⁽³⁾	2007-2013	8 700	Yes	No	Yes ⁽¹²⁾	Yes ⁽¹²⁾
Neighbourhood and Partnership Countries	2007-2013	12 400				
– Mediterranean ⁽⁴⁾		8 700	Yes	Yes ⁽¹³⁾	Yes ⁽¹³⁾	Yes ⁽¹³⁾
– Eastern Europe, Southern Caucasus and Russia ⁽⁵⁾		3 700	Yes	No	Yes ⁽¹³⁾	Yes ⁽¹³⁾
Asia and Latin America ⁽⁶⁾	2007-2013	3 800				
– Asia		1 000	Yes	No	No	No
– Latin America		2 800	Yes	No	No	No
Republic of South Africa	2007-2013	900	Yes	No	No	No
1.2 EIB Own Risk Facilities						
Pre-Accession Facility	up to 2010	19 500	Yes	Yes ⁽¹⁴⁾	No	No
Mediterranean Partnership Facility II	2007-2013	2 000	Yes	Yes ⁽¹⁴⁾	No	No
Facility for Energy Sustainability and Security of Supply ⁽⁷⁾	2007-2013	3 000	Yes	No	No	No
EFTA Facility ⁽⁸⁾	up to 2013	3 300	Yes	No	No	No
Eastern Partners Facility ⁽⁹⁾	2009-2013	1 500	Yes	Yes ⁽¹⁴⁾	Yes ⁽¹⁵⁾	No
II Other Resources						
ACP Investment Facility (Cotonou Agreement)	2003-2013	3 137	Yes	Yes	Yes ⁽¹¹⁾	Yes ⁽¹¹⁾
OCT Risk Capital (Council Decision)	2003-2013	48.5	Yes	Yes	Yes ⁽¹¹⁾	Yes ⁽¹¹⁾

The eligible countries and regions include:**(1) African, Caribbean and Pacific States (ACP)**

Africa: Angola, Benin, Botswana, Burkina Faso, Burundi, Cameroon, Cape Verde, Central African Republic, Chad, Comoros, Congo (Brazzaville), Congo (Kinshasa), Djibouti, Equatorial Guinea, Eritrea, Ethiopia, Gabon, Gambia, Ghana, Guinea, Guinea Bissau, Côte d'Ivoire, Kenya, Lesotho, Liberia, Madagascar, Malawi, Mali, Mauritania, Mauritius, Mozambique, Namibia, Niger, Nigeria, Rwanda, São Tomé and Príncipe, Senegal, Seychelles, Sierra Leone, South Africa, Sudan, Swaziland, Tanzania, Togo, Uganda, Zambia, Zimbabwe.

Caribbean: Antigua and Barbuda, Bahamas, Barbados, Belize, Dominica, Dominican Republic, Grenada, Guyana, Haiti, Jamaica, Saint Kitts and Nevis, Saint Lucia, Saint Vincent and the Grenadines, Suriname, Trinidad and Tobago.

Pacific: Cook Islands, East Timor, Federated State of Micronesia, Fiji, Kiribati, Marshall Islands, Nauru, Niue, Palau, Papua New Guinea, Samoa, Solomon Islands, Tonga, Tuvalu, Vanuatu.

(2) Overseas Countries and Territories (OCT)

Anguilla, Montserrat, British Virgin Islands, Cayman Islands, Turks and Caicos Islands, Falkland Islands, South Georgia and the South Sandwich Islands, Saint Helena, Pitcairn Islands, British Antarctic Territory, British Indian Ocean Territory, French Polynesia, New Caledonia and dependencies, Wallis and Futuna, French Southern and Antarctic Territories, Mayotte, Saint Pierre and Miquelon, Aruba, Netherlands Antilles, Greenland.

(3) Pre-Accession Countries include:

Candidate Countries: Croatia, Iceland, the Former Yugoslav Republic of Macedonia, Montenegro and Turkey. (Iceland's accession negotiations with the European Union were formally opened on 27 July 2010. The activation of the EU guarantee cover to financing operations in Iceland under the EIB external mandate will be decided by legislative co-decision of the European Parliament and of the Council following the mandate mid-term review).

Potential Candidate Countries: Albania, Bosnia and Herzegovina, Kosovo under United Nations Security Council Resolution 1244 (1999), Serbia.

(4) Mediterranean Countries: Algeria, Egypt, the West Bank and the Gaza Strip, Israel, Jordan, Lebanon, Libya*, Morocco, Syria, Tunisia.**(5) Eastern Europe:** (Belarus*, Moldova, Ukraine), Southern Caucasus (Armenia, Azerbaijan, Georgia) and Russia.**(6) Asia:** (excluding Central Asia): Afghanistan*, Bangladesh, Bhutan*, Brunei, Cambodia*, China (including Hong Kong and Macao Special Administrative Regions), India, Indonesia, Iraq*, South Korea, Laos, Malaysia, Maldives, Mongolia, Nepal, Pakistan, the Philippines, Singapore, Sri Lanka, Taiwan*, Thailand, Vietnam, Yemen.

Central Asia: Kazakhstan, Kyrgyzstan, Tajikistan, Turkmenistan, Uzbekistan.

Latin America: Argentina, Bolivia, Brazil, Chile, Colombia, Costa Rica, Ecuador, El Salvador, Guatemala, Honduras, Mexico, Nicaragua, Panama, Paraguay, Peru, Uruguay, Venezuela.

(7) Eligible regions include ACP, Mediterranean Countries, Eastern Europe, Southern Caucasus, Asia including Central Asia, Latin America and South Africa.

(8) **EFTA countries:** Iceland, Liechtenstein, Norway and Switzerland.

(9) **Eastern Partner Countries:** Armenia, Azerbaijan, Belarus*, Georgia, Moldova, Ukraine and Russia.

Financial envelope of the EIB external mandate:

(10) The release of an additional **optional mandate** of EUR 2 000 million dedicated to the financing of Climate Action is part of the proposal for legislative co-decision of the European Parliament and of the Council following the mandate mid-term review.

Risk capital, technical assistance and interest subsidies funded by:

(11) EDF resources, direct contributions from Member States or EIB own resources.

(12) EU budget resources or EIB own resources.

(13) EU budget resources or contributions from the Member States.

(14) EIB own resources for indirect equity investments through infrastructure funds.

(15) Voluntary contributions from donor countries and possibly the European Commission.

In addition to the region-specific instruments reflected in the table, the EIB Group manages the Global Energy Efficiency and Renewable Energy Fund (GEEREF), which is a global risk capital fund mobilising private investment for clean energy projects in developing countries and economies in transition. It is sponsored by the European Union, Germany and Norway.

* For countries marked with an asterisk (*) and for other countries not listed, the eligibility of the country for EIB financing under the EU guarantee is decided by the Council on a case-by-case basis.

Table H: Financing provided in the Partner Countries in 2010
Breakdown by country and sector

(EUR million)

	Total	Resources		Sector					
		own	budgetary	Energy	Communications	Water management and sundry infrastructure	Industry Services	Education Health	Credit lines
ENLARGEMENT COUNTRIES	3 360	3 331	30	315	691	301	741	50	1 263
Turkey	1 935	1 905	30	275	250	50	450	-	910
Serbia	690	690	-	40	325	-	210	50	65
Croatia	511	511	-	-	66	134	61	-	250
Bosnia and Herzegovina	72	72	-	-	-	50	12	-	10
FYROM	52	52	-	-	-	50	2	-	-
Albania	51	51	-	-	50	-	1	-	-
Montenegro	49	49	-	-	-	17	5	-	28
EASTERN EUROPE, SOUTHERN CAUCASUS, RUSSIA	631	631	-	350	85	66	75	-	55
Russia	250	250	-	250	-	-	-	-	-
Moldova	185	185	-	-	80	10	75	-	20
Georgia	175	175	-	100	-	40	-	-	35
Ukraine	16	16	-	-	-	16	-	-	-
Armenia	5	5	-	-	5	-	-	-	-
MEDITERRANEAN COUNTRIES	2 552	2 530	22	1 439	539	55	346	130	42
Egypt	906	906	-	560	-	-	346	-	-
Algeria	500	500	-	500	-	-	-	-	-
Tunisia	498	498	-	379	119	-	-	-	-
Morocco	420	420	-	-	420	-	-	-	-
Syria	185	185	-	-	-	55	-	130	-
Regional	31	21	10	-	-	-	-	-	31
Lebanon	7	-	7	-	-	-	-	-	7
Gaza-West Bank	5	-	5	-	-	-	-	-	5
ACP-OCT	972	598	374	276	7	140	5	-	543
Africa	738	557	182	250	7	140	5	-	337
West	279	197	82	30	7	-	-	-	242
East	260	220	40	220	-	-	-	-	40
Southern and Indian Ocean	145	140	5	-	-	140	5	-	-
Multiregional	45	-	45	-	-	-	-	-	45
Central and Equatorial	10	-	10	-	-	-	-	-	10
Caribbean	48	41	7	27	-	-	-	-	21
Pacific	9	-	9	-	-	-	-	-	9
Regional ACP	162	-	162	-	-	-	-	-	162
OCT	15	-	15	-	-	-	-	-	15
SOUTH AFRICA	50	50	-	-	-	50	-	-	-
ASIA, LATIN AMERICA (ALA)	1 222	1 222	-	655	223	-	344	-	-
Latin America	499	499	-	369	-	-	130	-	-
Brazil	420	420	-	290	-	-	130	-	-
Mexico	79	79	-	79	-	-	-	-	-
Asia	723	723	-	286	223	-	214	-	-
China	500	500	-	286	-	-	214	-	-
Vietnam	223	223	-	-	223	-	-	-	-
Total	8 786	8 361	425	3 035	1 545	611	1 512	180	1 903

Table I: Financing provided in the Enlargement Countries from 2006 to 2010
Breakdown by country and sector

(EUR million)

	Total	Sector					
		Energy	Communications	Water management and sundry infrastructure	Industry Services	Education Health	Credit lines
Turkey	11 262	1 265	3 516	350	1 812	50	4 269
Serbia	2 237	65	1 072	75	221	200	605
Croatia	1 701	190	496	134	71	-	810
Bosnia and Herzegovina	851	103	165	110	23	-	450
Iceland	316	316	-	-	-	-	-
Montenegro	213	3	42	49	11	-	109
FYROM	177	-	-	50	7	-	120
Albania	117	-	91	-	3	13	10
Total	16 874	1 941	5 382	768	2 147	263	6 373

Table J: Financing provided in Eastern Europe, Southern Caucasus and Russia from 2006 to 2010
Breakdown by country and sector

(EUR million)

	Total	Sector				
		Energy	Communica-tions	Water manage-ment and sundry infrastructure	Industry Services	Credit lines
Ukraine	466	150	200	16	-	100
Russia	383	250	115	18	-	-
Moldova	235	-	130	10	75	20
Georgia	175	100	-	40	-	35
Armenia	5	-	5	-	-	-
Total	1 263	500	450	83	75	155

Table K: Financing provided in the Mediterranean Countries from 2006 to 2010

(EUR million)

	Total	Resources		Sector					
		own	budgetary	Energy	Communica-tions	Water manage-ment and sundry infrastructure	Industry Services	Education Health	Credit lines
Morocco	1 875	1 840	35	490	940	40	100	270	35
Tunisia	1 854	1 826	28	1 170	-	70	546	-	68
Egypt	1 786	1 782	4	824	533	40	185	-	204
Algeria	742	740	2	275	-	150	105	130	82
Syria	510	510	-	-	-	345	89	-	75
Lebanon	503	500	3	500	-	-	3	-	-
Israel	429	417	12	-	-	70	-	-	359
Jordan	253	253	-	-	37	166	-	-	50
Mediterranean Group	143	21	122	-	-	-	-	-	143
Gaza-West Bank	5	-	5	-	-	-	-	-	5
Total	8 097	7 888	209	3 259	1 510	881	1 029	400	1 019

Table L: Financing provided in the ACP States and the OCT from 2006 to 2010
Breakdown by country and sector

(EUR million)

	Total	Resources		Sector				
		own	budgetary	Energy	Communi- cations	Water manage- ment and sundry infrastructure	Industry Services	Credit lines
AFRICA	3 079.3	1 740.7	1 338.6	790.0	227.2	347.6	647.3	1 067.4
<i>Southern Africa and Indian Ocean</i>	<i>934.6</i>	<i>712.4</i>	<i>222.3</i>	<i>59.5</i>	<i>80.0</i>	<i>224.6</i>	<i>510.1</i>	<i>60.5</i>
Madagascar	310.0	284.5	25.5	24.5	-	23.5	260.0	2.0
Lesotho	159.3	154.3	5.0	-	-	154.3	5.0	-
Zambia	144.4	47.5	96.8	-	-	-	114.5	29.8
Namibia	121.3	117.3	4.0	35.0	-	-	82.3	4.0
Mozambique	97.3	65.0	32.3	-	65.0	31.0	1.3	-
Mauritius	42.0	28.0	14.0	-	-	-	42.0	-
Malawi	30.8	15.8	15.0	-	-	15.8	-	15.0
Angola	20.0	-	20.0	-	15.0	-	-	5.0
Botswana	5.0	-	5.0	-	-	-	5.0	-
Regional	4.6	-	4.6	-	-	-	-	4.6
<i>West Africa</i>	<i>856.3</i>	<i>557.8</i>	<i>298.5</i>	<i>170.0</i>	<i>54.3</i>	<i>66.5</i>	<i>75.0</i>	<i>490.5</i>
Nigeria	290.0	240.0	50.0	-	-	-	-	290.0
Regional	163.0	50.0	113.0	33.0	-	-	-	130.0
Ghana	130.0	115.0	15.0	75.0	-	-	-	55.0
Mauritania	87.3	7.3	80.0	-	7.3	-	75.0	5.0
Cape Verde	77.0	47.0	30.0	30.0	47.0	-	-	-
Benin	45.0	45.0	-	32.0	-	13.0	-	-
Senegal	35.0	35.0	-	-	-	35.0	-	-
Burkina Faso	18.5	18.5	-	-	-	18.5	-	-
Niger	8.0	-	8.0	-	-	-	-	8.0
Liberia	2.5	-	2.5	-	-	-	-	2.5
<i>Central and Equatorial Africa</i>	<i>397.1</i>	<i>124.0</i>	<i>273.1</i>	<i>175.0</i>	<i>29.0</i>	<i>40.0</i>	<i>17.1</i>	<i>136.0</i>
Cameroon	118.1	40.0	78.1	65.0	-	40.0	4.1	9.0
Democratic Republic of the Congo	115.0	55.0	60.0	110.0	-	-	-	5.0
Regional	100.0	-	100.0	-	-	-	-	100.0
Republic of the Congo	42.0	29.0	13.0	-	29.0	-	13.0	-
Rwanda	15.0	-	15.0	-	-	-	-	15.0
Gabon	7.0	-	7.0	-	-	-	-	7.0
<i>East Africa</i>	<i>631.1</i>	<i>346.5</i>	<i>284.5</i>	<i>385.5</i>	<i>63.9</i>	<i>16.5</i>	<i>34.0</i>	<i>131.2</i>
Kenya	271.4	242.9	28.5	183.3	63.9	-	-	24.2
Uganda	183.5	-	183.5	98.5	-	-	5.0	80.0
Tanzania	100.7	100.7	-	100.7	-	-	-	-
Ethiopia	45.5	-	45.5	-	-	16.5	29.0	-
Regional	25.0	-	25.0	-	-	-	-	25.0
Togo	3.0	3.0	-	3.0	-	-	-	-
Djibouti	2.0	-	2.0	-	-	-	-	2.0
<i>Multiregional project</i>	<i>260.2</i>	<i>-</i>	<i>260.2</i>	<i>-</i>	<i>-</i>	<i>-</i>	<i>11.0</i>	<i>249.2</i>
CARIBBEAN	250.0	59.5	190.5	36.6	70.7	-	-	142.7
Regional	74.0	9.0	65.0	-	-	-	-	74.0
Dominican Republic	93.1	26.8	66.3	26.8	32.0	-	-	34.3
Jamaica	35.0	-	35.0	-	35.0	-	-	-
Saint Lucia	10.5	-	10.5	-	-	-	-	10.5
Saint Kitts and Nevis	6.0	6.0	-	-	-	-	-	6.0
Trinidad and Tobago	10.0	-	10.0	-	-	-	-	10.0
Barbados	9.8	9.8	-	9.8	-	-	-	-
Dominica	8.0	8.0	-	-	-	-	-	8.0
Belize	3.7	-	3.7	-	3.7	-	-	-
PACIFIC	78.8	24.5	54.3	28.8	23.1	-	3.5	23.4
Regional	46.5	-	46.5	-	23.1	-	-	23.4
Fiji	24.5	24.5	-	24.5	-	-	-	-
Vanuatu	4.3	-	4.3	4.3	-	-	-	-
Solomon Islands	3.5	-	3.5	-	-	-	3.5	-
ACP GROUP	446.2	-	446.2	-	-	-	-	446.2
Total ACP States	3 854.3	1 824.7	2 029.6	855.3	321.0	347.6	650.8	1 679.7
OCT	45.0	10.0	35.0	-	-	-	-	45.0
French Polynesia	20.0	10.0	10.0	-	-	-	-	20.0
New Caledonia and Dependencies	15.0	-	15.0	-	-	-	-	15.0
Regional	10.0	-	10.0	-	-	-	-	10.0
Grand total	3 899.3	1 834.7	2 064.6	855.3	321.0	347.6	650.8	1 724.7

Table M: Financing provided in South Africa from 2006 to 2010

Breakdown by sector

(EUR million)

	Total	Sector				
		Energy	Communi- cations	Water manage- ment and sundry infrastructure	Industry Services	Credit lines
South Africa	726	208	120	200	78	120
Total	726	208	120	200	78	120

Table N: Financing provided in Asia and Latin America from 2006 to 2010

Breakdown by country and sector

(EUR million)

	Total	Sector				
		Energy	Communi- cations	Water manage- ment and sundry infrastructure	Industry Services	Credit lines
LATIN AMERICA	2 245	524	1 303	27	340	50
Brazil	910	290	450	-	170	-
Panama	565	141	397	27	-	-
Colombia	200	-	200	-	-	-
Argentina	170	-	-	-	170	-
Mexico	129	79	-	-	-	50
Peru	100	-	100	-	-	-
Paraguay	69	-	69	-	-	-
Ecuador	40	-	40	-	-	-
Uruguay	28	-	28	-	-	-
Honduras	20	-	20	-	-	-
Nicaragua	15	15	-	-	-	-
ASIA	2 142	1 054	223	60	553	253
China	1 119	786	-	-	333	-
Vietnam	408	67	223	-	85	33
India	250	101	-	-	100	50
Pakistan	135	100	-	-	35	-
Sri Lanka	120	-	-	-	-	120
Philippines	60	-	-	60	-	-
Maldives	50	-	-	-	-	50
Total	4 386	1 578	1 526	87	893	303

Table O: Medium and long-term borrowings raised
(before swaps)

Month of issue	Subscription currency	Characteristics (*)	Life (years)	Coupon (%) / Structure	Amount (million)	
					Currency	EUR
PUBLIC BORROWING OPERATIONS						
January						
	AUD	1	3.5	6.000	650	420
	AUD	1	9.6	6.500	450	288
	CHF	1	10.4	2.38	200	135
	CHF	1	15.0	2.625	200	136
	CHF	1	2.0	Synthetic BRL	138	93
	EUR	1	2.7	Synthetic BRL	27	27
	EUR	1	2.8	Synthetic BRL	16	16
	EUR	1	7.0	FRN	250	250
	EUR	1	8.0	FRN	600	600
	EUR	1	10.0	FRN	250	250
	EUR	2	9.3	4.250	1 750	1 750
	GBP	1	3.1	2.875	100	111
	GBP	1	4.6	3.375	100	115
	GBP	1	4.7	3.375	100	111
	HUF	1	3.0	6.750	5 000	19
	HUF	1	4.926	6.5	10 000	37
	HUF	1	6.8	6.250	3 000	11
	NOK	1	2.9	3.125	500	61
	NOK	1	7.3	4.250	200	25
	NOK	1	15.8	4.165	200	24
	NZD	1	3.0	5.000	200	103
	PLN	1	4.5	6.500	50	12
	SEK	1	10.8	5.000	132	13
	TRY	1	1.0	4.700	110	53
	TRY	1	2.0	17.000	25	12
	TRY	1	3.0	9.000	50	24
	TRY	1	3.0	9.000	50	24
	TRY	1	3.6	10.000	225	106
	TRY	1	4.0	10.000	75	35
	TRY	1	5.1	9.625	175	83
	TRY	1	5.2	9.625	50	23
	TRY	1	9.1	10.500	50	24
	USD	1	3.1	1.625	3 500	2 487
	USD	1	5.0	2.875	3 000	2 080
	USD	1	3.3	Synthetic BRL	27	19
	ZAR	1	3.7	8.000	300	28
	ZAR	1	8.9	9.000	225	21
February						
	AUD	1	4.0	4.830	18	12
	CHF	1	8.9	2.500	100	68
	CHF	1	9.8	2.125	250	171
	EUR	1	7.0	3.125	1 250	1 250
	EUR	1	2.6	Synthetic BRL	24	24
	EUR	1	2.7	10.000	30	30
	EUR	1	7.0	FRN	250	250
	GBP	1	5.0	FRN	275	312
	GBP	1	5.0	FRN	500	571
	NOK	1	2.9	3.125	250	31
	NOK	1	2.8877	3.125	250	31
	NOK	1	7.2	4.250	250	31
	NOK	1	7.3	4.250	150	18
	NZD	1	3.0	5.000	200	101
	NZD	1	4.5	6.500	50	26
	PLN	1	4.5	6.500	75	19
	RUB	1	3.0	6.250	4 000	98
	TRY	1	2.9	9.000	50	24
	TRY	1	3.6	10.000	75	36
	TRY	1	3.9	10.000	50	24
	TRY	1	5.1	9.625	100	49
	USD	1	2.1	1.125	1 250	919
	USD	1	2.7	Synthetic BRL	19	14
	USD	1	30.0	ZERO COUPON	59	43
	ZAR	1	4.7	8.500	500	48
March						
	AUD	1	5.0	6.250	600	403
	CHF	1	7.0	1.750	200	140
	EUR	1	6.9	3.125	250	250
	EUR	1	7.0	3.125	500	500
	EUR	1	2.5	12.000	21	21
	EUR	1	2.6	Synthetic BRL	14	14
	EUR	1	3.9	FRN	600	600
	EUR	2	5.3	2.500	5 000	5 000
	EUR	2	15.5753	4.5	1 750	1 750
	GBP	1	4.0	FLOAT-COMPOUNDED-BULLE	300	330
	GBP	1	4.5	3.375	150	166
	GBP	1	4.9	FRN	100	112
	GBP	1	4.9	FRN	300	334
	GBP	1	4.9	FRN	200	221
	GBP	1	5.7	3.000	300	334
	NOK	1	2.8	3.125	250	31
	NOK	1	4.8	4.230	300	37

Table O: Medium and long-term borrowings raised (continued)
(before swaps)

Month of issue	Subscription currency	Characteristics (*)	Life (years)	Coupon (%) / Structure	Amount (million)	
					Currency	EUR
PUBLIC BORROWING OPERATIONS (continued)						
Mars (continued)						
	NOK	1	7.2	4.250	250	31
	PLN	1	1.9	5.250	25	6
	PLN	1	3.5	5.000	40	10
	PLN	1	4.4	6.500	75	19
	TRY	1	3.5	10.000	75	36
	TRY	1	5.0	9.625	75	36
	USD	1	5.0	2.750	3 000	2 198
	USD	1	4.0027	Synthetic IDR	28	20
	USD	1	10.0	FRN	100	73
	ZAR	1	3.5	8.000	300	30
April						
	AUD	1	6.7	6.125	650	446
	AUD	1	9.3	6.5	500	339
	CHF	1	20.0	2.625	100	70
	EUR	1	6.8	3.125	500	500
	EUR	1	2.5	Synthetic BRL	25	25
	EUR	1	5.9	2.625	1 500	1 500
	EUR	1	15.0	FRN	95	95
	EUR	1	15.011	FRN	50	50
	EUR	2	20.0	4.000	3 000	3 000
	HUF	1	2.8	6.750	2 750	10
	NOK	1	2.7	3.125	250	31
	PLN	1	4.3	6.500	50	13
	PLN	1	4.3	6.500	40	10
	TRY	1	2.7	9.000	75	38
	TRY	1	2.8	9.000	50	25
	TRY	1	3.4	10.000	50	25
	TRY	1	3.7	10.000	50	25
	TRY	1	4.9	9.625	75	38
	TRY	1	4.9	9.625	75	38
	USD	1	3.2	1.875	3 000	2 205
	USD	1	2.5	4.000	23	17
	USD	1	3.1	Synthetic BRL	20	15
	USD	1	3.9808	Synthetic IDR	28	21
	USD	1	4.0	Synthetic IDR	28	21
May						
	EUR	1	15.5	Inflation linked - HICP	50	50
	EUR	1	2.4	Synthetic BRL	22	22
	EUR	1	2.4	Synthetic BRL	22	22
	EUR	1	6.0	1.500	128	128
	EUR	1	14.9	FRN	100	100
	GBP	1	2.8	2.875	50	58
	NOK	1	2.6	3.125	250	31
	NOK	1	2.6	3.125	250	32
	NOK	1	2.6603	3.125	250	32
	NOK	1	7.0	4.250	350	44
	TRY	1	1.6	17.000	50	26
	TRY	1	2.7	9.000	40	21
	TRY	1	3.3	10.000	75	39
	USD	1	2.9	Synthetic IDR	80	61
June						
	AUD	1	9.1	6.500	500	351
	CHF	1	9.5	2.125	75	54
	EUR	3	2.8	Swap restructuring	499	499
	EUR	1	15.5	Inflation linked - HICP	50	50
	EUR	1	2.3	Synthetic BRL	23	23
	EUR	1	6.6	FRN	250	250
	EUR	1	7.6	FRN	400	400
	EUR	1	7.8	2.625	750	750
	EUR	1	8.0	Fixed step-up, Amortized	35	35
	GBP	1	2.7	2.875	100	122
	GBP	1	4.7	FRN	100	121
	NOK	1	3.0	2.7500	600	76
	NOK	1	7.3	5.2500	600	76
	RUB	1	2.7	6.2500	1 500	39
	RUB	1	5.4	6.5000	3 000	79
	SEK	1	10.4	5.0000	1 750	184
	SEK	1	10.5	3.5000	1 150	121
	SEK	1	10.5945	3.5000	1 000	104
	TRY	1	3.6	10.000	35	18
	USD	1	2.0	FRN	500	406
	USD	1	3.8	Synthetic IDR	28	22
	USD	1	30.0	ZERO COUPON-CALLABLE	200	164
July						
	AUD	1	10.0	6.000	1 000	691
	CHF	1	12.0	2.000	175	130
	EUR	1	2.2	18.000	22	22
	EUR	1	6.7	3.125	250	250
	EUR	1	7.7	2.625	250	250
	GBP	1	2.6	2.875	100	119

Table O: Medium and long-term borrowings raised (continued)
(before swaps)

Month of issue	Subscription currency	Characteristics (*)	Life (years)	Coupon (%) / Structure	Amount (million)	
					Currency	EUR
PUBLIC BORROWING OPERATIONS (continued)						
July (continued)						
	GBP	1	3.5	FRN	300	360
	GBP	1	4.6	FRN	200	241
	GBP	1	5.4	3.000	200	239
	NOK	1	2.5	3.1250	300	37
	SEK	1	10.5	3.5000	300	32
	TRY	1	2.5	9.000	30	15
	TRY	1	3.7	8.000	100	51
	USD	1	3.1	1.250	3 000	2 342
	USD	1	2.9	3.000	20	15
	USD	1	3.7	Synthetic IDR	22	17
	USD	1	5.0027	Synthetic PHP	65	50
	USD	1	30.0	FIXED-CAPITALIZED-BULLETT-CALLABLE	80	63
	USD	1	30.0	ZERO COUPON-CALLABLE	340	269
	ZAR	1	4.2	8.500	200	21
	ZAR	1	8.4	9.000	150	16
August						
	AUD	1	4.7	6.250	500	348
	CHF	1	12.0	2.000	50	36
	EUR	1	2.2	Synthetic BRL	22	22
	EUR	1	5.4	FRN	500	500
	EUR	1	7.6	2.625	250	250
	GBP	1	3.4	FRN	150	183
	GBP	1	5.3	3.000	100	122
	GBP	1	5.3	3.000	100	121
	NOK	1	4.5	4.250	300	38
	NOK	1	6.7	4.250	200	25
	NOK	1	6.8	4.250	300	38
	NOK	1	6.8	4.250	300	38
	PLN	1	3.1	5.000	60	15
	SEK	1	7.0	4.500	550	59
	TRY	1	2.4	9.000	40	20
	TRY	1	3.326	7.750	100	50
	USD	1	5.0	1.625	4 000	3 159
	USD	1	2.2	Synthetic BRL	20	15
	USD	1	10.0	Synthetic BRL	20	16
	ZAR	1	4.2	8.500	150	16
	ZAR	1	5.8	7.500	250	27
September						
	AUD	1	9.9	6.000	600	426
	EUR	1	2.0	20.000	22	22
	EUR	1	9.0055	2.500	1 000	1 000
	EUR	1	12.0	3.000	1 000	1 000
	NOK	1	2.8	2.750	100	13
	RUB	1	6.0	6.500	1 500	37
	RUB	1	6.6877	6.750	1 000	24
	TRY	1	2.3	9.000	30	15
	TRY	1	3.3	10.000	30	15
	TRY	1	3.3534	10.000	35	18
	TRY	1	3.5	8.000	75	38
	TRY	1	4.5	9.623	30	15
	TRY	1	5.2	8.000	100	52
	USD	1	10.0	2.875	1 000	766
	USD	1	10.0	2.875	2 000	1 574
	USD	1	3.5	Synthetic IDR	22	16
	ZAR	1	3.6	7.000	150	16
	ZAR	1	4.1	8.500	150	16
	ZAR	1	5.0027	7.000	200	21
	ZAR	1	5.7	7.500	200	21
October						
	CHF	1	25.0	2.000	100	73
	EUR	1	8.9	2.500	250	250
	GBP	1	4.3	FRN	300	345
	GBP	1	4.3	FRN	250	286
	GBP	1	5.2	FRN	200	229
	NOK	1	4.3	4.250	300	37
	NOK	1	5.3	3.000	500	61
	RUB	1	4.2	5.500	2 000	48
	RUB	1	6.0	6.500	500	12
	RUB	1	6.0	6.500	500	12
	RUB	1	6.6137	6.84	250	6
	RUB	1	6.6	6.750	500	12
	SEK	1	1.5	1.450	3 000	322
	SEK	1	3.5	4.500	150	16
	SEK	1	6.6	Inflation linked - SEK-CPI	223	24
	SEK	1	6.8	4.500	500	54
	SEK	1	10.1	5.000	200	21
	TRY	1	5.1	8.000	100	51
	USD	1	5.0	1.375	3 000	2 149
	USD	1	7.2	2.125	1 000	727
	USD	1	30.0	ZERO COUPON-CALLABLE	30	22
	ZAR	1	5.0	7.000	200	21
	ZAR	1	5.6	7.500	150	16
	ZAR	1	8.2	9.000	200	21

Table O: Medium and long-term borrowings raised (continued)
(before swaps)

Month of issue	Subscription currency	Characteristics (*)	Life (years)	Coupon (%) / Structure	Amount (million)	
					Currency	EUR
PUBLIC BORROWING OPERATIONS (continued)						
November						
	EUR	1	1.9	Synthetic BRL	21	21
	EUR	1	3.0	Synthetic BRL	43	43
	EUR	1	7.3	2.625	250	250
	EUR	1	8.8384	2.500	500	500
	EUR	1	11.8	3.000	250	250
	GBP	1	4.2	FRN	100	118
	GBP	1	4.3	FRN	100	116
	NOK	1	6.9	5.250	600	74
	RUB	1	5.9	6.500	500	12
	TRY	1	2.8	10.000	75	38
	TRY	1	3.3	8.000	75	38
	USD	1	7.1	2.000	1 500	1 079
	ZAR	1	3.9151	3.000	150	16
	ZAR	1	8.1	3.000	200	21
	ZAR	1	8.1	9.000	150	16
		261 operations				62 533.8
PRIVATE BORROWING OPERATIONS						
January						
	EUR	1	20.0	4.115	50	50
	EUR	1	30.0	ZERO COUPON-CALLABLE	50	50
	EUR	1	30.0	4.32-CALLABLE	50	50
	EUR	1	5.0	FRN	250	250
	JPY	1	6.0	Synthetic BRL	2 912	15
	USD	1	20.0	ZERO COUPON	44	31
February						
	AUD	1	1.0	3.980	94	61
	EUR	1	18.0	4.020	90	90
	EUR	1	4.9	FRN	250	250
	EUR	1	4.9	FRN	250	250
	JPY	1	5.0	Synthetic BRL	15 124	123
	USD	1	5.0	Synthetic IDR	11	8
	USD	1	5.0	Synthetic IDR	30	22
	ZAR	1	4.0	7.430	86	8
March						
	AUD	1	3.0	4.930	390	261
	EUR	1	30.0	ZERO COUPON-CALLABLE	50	50
	USD	1	3.0	PRDC	100	73
	USD	1	3.0	1.130	13	10
	USD	1	3.0	FIXED-FXLINKED	250	184
	USD	1	3.0	PRDC	100	73
April						
	AUD	1	2.0	4.270	231	161
	USD	1	3.0	FIXED-FXLINKED	150	113
	USD	1	3.0	FXLINKED	100	75
	ZAR	1	3.0	6.7	1 375	139
May						
	EUR	1	21.0	3.750	50	50
	EUR	1	22.0	3.722	50	50
	EUR	1	30.0	ZERO COUPON-CALLABLE	50	50
	EUR	1	30.0	ZERO COUPON-CALLABLE	50	50
	USD	1	3.0	FIXED-FXLINKED	100	79
	USD	1	30.0	ZERO COUPON-CALLABLE	25	20
June						
	EUR	1	40.0	ZERO COUPON-CALLABLE	61	61
	JPY	1	10.0	1.290	60 000	539
	JPY	1	30.0	PRDC-FIXED-FLOAT-FLOAT-BULLET-CALLABLE	20 000	181
	USD	1	4.6	Synthetic IDR	25	20
July						
	CHF	1	15.0	2.170	50	37
	GBP	1	5.0	FRN	10	12
	JPY	1	10.0	1.165	40 000	356
	JPY	1	4.0	Synthetic BRL-linked dual currency, Bullet	3 339	30
	USD	1	3.0	FIXED-FXLINKED	100	77
September						
	CHF	1	21.0	2.000	50	39
	EUR	1	24.0	ZERO COUPON	47	47
	EUR	1	27.0	ZERO COUPON	45	45
	EUR	1	40.0	ZERO COUPON-CALLABLE	50	50
	USD	1	10.0	FRN-CALLABLE	40	30
October						
	AUD	1	3.0	4.510	84	60
	TRY	1	3.0	6.620	170	86
	ZAR	1	3.0	5.410	8	1
November						
	USD	2	10.0	FRN-CALLABLE	30	22

Table O: Medium and long-term borrowings raised (continued)
(before swaps)

Month of issue	Subscription currency	Characteristics (*)	Life (years)	Coupon (%) / Structure	Amount (million)	
					Currency	EUR
<i>PUBLIC BORROWING OPERATIONS (continued)</i>						
December						
	USD	1	3.0	Synthetic BRL	139	106
		54 operations				4 490
GRAND TOTAL		315 operations				67 024.3

(*) Characteristics:

(1) Operations launched under MTN or debt issuance programmes.

(2) EARN

(3) Restructuring of existing swaps (not new issues)

Table P: Borrowings raised (before swaps) from 2006 to 2010

(Amounts in EUR million)

	2006		2007		2008		2009		2010	
	Amount	%	Amount	%	Amount	%	Amount	%	Amount	%
European Union										
EUR	16 969	37.7	20 675	37.7	16 764	0.3	43 148	54.4	26 154	39.0
BGN	102	0.2	28	0.1	128	0.0	15	0.0	0	0.0
CZK	18	0.0	0	0.0	40	0.0	12	0.0	0	0.0
DKK	235	0.5	134	0.2	0	0.0	48	0.1	0	0.0
GBP	6 769	15.0	11 023	20.1	8 917	15.0	6 527	8.2	5 510	8.2
HUF	97	0.2	108	0.2	93	0.2	131	0.2	77	0.1
PLN	32	0.1	27	0.0	0	0.0	71	0.1	105	0.2
RON	0	0.0	90	0.2	0	0.0	35	0.0	0	0.0
SEK	309	0.7	893	1.6	435	0.7	335	0.4	949	1.4
SIT	0	0.0	0	0.0	0	0.0	0	0.0	0	0.0
SKK	0	0.0	0	0.0	7	0.0	0	0.0	0	0.0
Total	24 530	54.5	32 979	60.1	26 384	44.3	50 323	63.4	32 794	48.9
Outside the European Union										
AUD	1 813	4.0	905	1.7	2 318	3.9	3 706	4.7	4 266	6.4
CAD	0	0.0	659	1.2	0	0.0	0	0.0	0	0.0
CHF	703	1.6	445	0.8	1 178	2.0	1 569	2.0	1 182	1.8
HKD	101	0.2	0	0.0	0	0.0	191	0.2	0	0.0
ISK	420	0.9	261	0.5	21	0.0	0	0.0	0	0.0
JPY	1 205	2.7	2 198	4.0	1 377	2.3	1 471	1.9	1 244	1.9
MXN	0	0.0	0	0.0	31	0.1	0	0.0	0	0.0
NOK	424	0.9	196	0.4	559	0.9	1 125	1.4	1 005	1.5
NZD	875	1.9	1 344	2.5	869	1.5	44	0.1	229	0.3
RUB	0	0.0	115	0.2	44	0.1	8	0.0	379	0.6
TRY	943	2.1	1 097	2.0	836	1.4	225	0.3	1 384	2.1
TWD	0	0.0	0	0.0	0	0.0	0	0.0	0	0.0
USD	13 748	30.5	14 400	26.3	25 544	42.9	20 529	25.9	24 003	35.8
ZAR	280	0.6	234	0.4	336	0.6	196	0.2	538	0.8
Total	20 512	45.5	21 853	39.9	33 113	55.7	29 063	36.6	34 230	51.1
GRAND TOTAL	45 041	100.0	54 832	100.0	59 497	100.0	79 386	100.0	67 024	100.0
of which: fixed	41 158	91.4	50 790	92.6	55 092	92.6	67 508	85.0	58 154	86.8
of which: floating	3 884	8.6	4 042	7.4	4 405	7.4	11 878	15.0	8 870	13.2
Medium and long-term operations										
- Public borrowing operations	32 263	71.6	51 136	93.3	56 043	94.2	70 335	88.6	62 533	93.3
- Private borrowing operations	12 778	28.4	3 696	6.7	3 454	5.8	9 051	11.4	4 490	6.7

Table Q: Borrowings raised (after swaps) from 2006 to 2010

(Amounts in EUR million)

	2006		2007		2008		2009		2010	
	Amount	%	Amount	%	Amount	%	Amount	%	Amount	%
European Union										
EUR	29 173	64.8	33 807	61.7	41 988	70.6	56 798	71.5	42 177	89.6
GBP	2 549	5.7	6 123	11.2	5 410	9.1	1 226	1.5	4 256	9.0
CZK	18	0.0	0	0.0	40	0.1	12	0.0	0	0.0
DKK	235	0.5	134	0.2	0	0.0	48	0.1	0	0.0
HUF	97	0.2	108	0.2	93	0.2	81	0.1	67	0.1
PLN	32	0.1	27	0.0	0	0.0	71	0.1	105	0.2
SEK	309	0.7	677	1.2	435	0.7	121	0.2	453	1.0
SKK	0	0.0	0	0.0	7	0.0	0	0.0	0	0.0
Total	32 411	72.0	40 877	74.5	47 974	80.6	58 357	73.5	47 057	70.2
Outside the European Union										
CHF	0	0.0	0	0.0	381	0.6	263	0.3	671	3.4
JPY	0	0.0	0	0.0	149	0.3	390	0.5	0	0.0
USD	12 462	27.7	13 955	25.5	10 774	18.1	20 326	25.6	18 936	94.8
NOK	88	0.2	0	0.0	140	0.2	0	0.0	0	0.0
TRY	0	0.0	0	0.0	39	0.1	6	0.0	26	0.1
ZAR	80	0.2	0	0.0	39	0.1	43	0.1	334	1.7
Total	12 630	28.0	13 955	25.5	11 523	19.4	21 029	26.5	19 967	29.8
GRAND TOTAL	45 041	100.0	54 832	100.0	59 497	100.0	79 386	100.0	67 024	100.0
Medium and long-term operations										
- Public borrowing operations	32 263	71.6	51 136	93.3	56 043	94.2	70 335	88.6	62 533	93.3
- Private borrowing operations	12 778	28.4	3 696	6.7	3 454	5.8	9 051	11.4	4 490	6.7

Table R: Medium and long-term resources raised (after swaps) in ECU/EUR from 1981 to 2010

(Amounts in millions)

Year	After swaps		
	Raised in ECU/EUR (A)	Total raised (B)	A/B as %
1981-2004	129 332	415 773	31.1
2005	32 883	52 929	62.1
2006	29 173	45 041	64.8
2007	33 807	54 832	61.7
2008	41 988	59 497	70.6
2009	56 798	79 386	71.5
2010	42 177	67 024	62.9
Total	366 158	774 483	47.3

From 1997 to 1998, euro-denominated issues with issue price and coupon initially payable in ECU.

Euro introduced as from 1999.

Table S: Borrowings raised in 2010 – Breakdown by currency before/after swaps*(Amounts in EUR million)*

	Before swaps		After swaps	
	Amount	%	Amount	%
Medium and long-term operations				
European Union	32 794	48.9	47 057	70.2
EUR	26 154	39.0	42 177	62.9
GBP	5 510	8.2	4 256	6.3
HUF	77	0.1	67	0.1
PLN	105	0.2	105	0.2
SEK	949	1.4	453	0.7
Outside the European Union	34 230	51.1	19 967	29.8
AUD	4 266	6.4	–	–
CHF	1 182	1.8	671	1.0
JPY	1 244	1.9	–	–
NOK	1 005	1.5	–	–
NZD	229	0.3	–	–
RUB	379	0.6	–	–
TRY	1 384	2.1	26	0.0
USD	24 003	35.8	18 936	28.3
ZAR	538	0.8	334	0.5
GRAND TOTAL	67 024 (*)	100.0	67 024	100.0
of which: fixed	58 154	85.0	–	–
of which: floating	8 870	15.0	67 024	100.0

Table T: Borrowings raised (before swaps) in 2010 under medium-term note or debt issuance programmes (excluding EARNs and stand-alone issues)*(Amounts in EUR million)*

	Currency	EUR	Number of transactions
Total European Union		17 502	100
	EUR	10 861	44
	GBP	4 785	31
	HUF	20 750	4
	PLN	415	10
	SEK	8 955	11
Total outside the European Union		13 182	184
	AUD	6 267	18
	CHF	238	3
	JPY	21 375	3
	NOK	8 050	27
	NZD	450	3
	RUB	15 250	11
	TRY	2 800	46
	USD	6 764	52
	ZAR	5 294	21
Total		30 684	284

European Investment Fund

Equity signatures 2010

signed in 2010

	Resources	Geographic focus	Signatures EURm
Fund Vehicle			845.8
3T Telecom Technologies Transfert	EC	France	10.0
Atlantic Bridge II	RCM/EIF	Multi-Country	30.0
Active Capital Partners II	RCM	Spain	4.1
Argos Expansion Fund	MFG	France	40.0
Baltcap Latvia Venture Capital Fund	JER	Latvia	20.0
Baltcap Lithuania SME Fund	JER	Lithuania	14.0
BLM European Opportunities Fund	MFG	Multi-Country	40.0
Cabiedes & Partners	RCM	Spain	1.8
Chalmers Innovation Fund	RCM/EIF/EC	Sweden	3.0
Cipio Partners Fund VI	RCM/EIF	Multi-Country	30.0
Creathor Venture Fund III	EC/ERP	Germany	30.0
Earlybird 2010 GmbH & Co. KG	RCM/EIF/ERP/LfA	Multi-Country	40.0
EMBL Technology Fund II	RCM/EIF/ERP	Multi-Country	25.0
Emerging Europe Accession Fund	RCM/EIF	Central and Eastern Europe	25.0
Forbion Capital Fund II	RCM/EIF/ERP/LfA	Multi-Country	35.1
GEM Benelux II	RCM/EIF	Multi-Country	25.0
Gilde Healthcare III	RCM/EIF	Multi-Country	30.0
Global Cleantech Capital II	RCM/EIF	Multi-Country	30.0
Growth Capital III	MFG	United Kingdom	40.0
HPE PRO Institutional Fund	EC	Multi-Country	25.0
IFE III Mezzanine	MFG	France	25.0
Imprimatur Capital Seed Fund	JER	Latvia	3.0
Imprimatur Capital Start Up Fund	JER	Latvia	11.7
Inflexion 2010 Buyout Fund	RCM/EIF	United Kingdom	30.3
JEREMIE LR SAS	JER	France	11.0
Leuven CD3 II	EIF	Belgium	8.0
Life Sciences Partners IV B.V.	RCM/EIF/ERP	Multi-Country	1.1
LitCapital Fund	JER	Lithuania	14.0
Litorina Kapital IV	RCM/EIF	Sweden	25.3
Middle Market Fund IV	RCM/EIF	France	14.0
Minority Capital Partners	MFG	Multi-Country	39.4
Nauta Tech III, SCR	RCM	Spain	2.4
NorthCap IVS Fund III	EC	Multi-Country	20.1
Resource Eastern European Equity Partners	RCM/EIF	Central and Eastern Europe	40.0
The Third Alcuin Fund	MFG	United Kingdom	39.5
Vendis Capital	RCM/EIF	Multi-Country	25.0
Verslo Angelu Fondas I (Strata Mes)	JER	Lithuania	8.0
Wisequity III	RCM/EIF	Italy	30.0
Fund of funds activity			84.4
Active II	NEOTEC/Fondo ICO	Spain	10.9
Acton GmbH & Co. Heureka KG	UKFTF	Multi-Country	5.0
Advent Ventures Life Sciences V	UKFTF	Multi-Country	17.3
Cabiedes & Partners	NEOTEC/Fondo ICO	Spain	4.9
DFJ Esprit Capital III LP	UKFTF	Multi-Country	10.0
Explorer III	PVCi	Portugal	15.0
Fondo Inter-Risco II	PVCi	Portugal	15.0
Nauta Tech III, SCR	NEOTEC/Fondo ICO	Spain	6.3
Total (*)			930.2

(*) including conditional commitments

EC	European Commission
EIF	European Investment Fund
ERP	European Recovery Programme
MFG	Mezzanine Facility for Growth (EIB Resources)
RCM	Risk Capital Mandate (EIB Resources)
NEOTEC	Spain-based fund of funds
LfA	Venture capital funds to develop the Bavarian venture capital sector
JER	Joint European Resources for Micro-to-Medium Enterprises
UKFTF	UK Future Technology Fund
PVCi	Portugal Venture Capital Initiative



Guarantee operations

signed in 2010

Deal name	Resources	Geographic focus	Commitment EURm
Akbank T.A.S	GAGF	Turkey	50.0
Alphabank	JEREMIE	Greece	30.0
Bank of Cyprus	JEREMIE	Cyprus	10.0
BCR	JEREMIE	Romania	42.5
Caixa Capital Micro - EQ	EC	Spain	4.0
CERSA	EC	Spain	301.0
Créalia	JEREMIE	France	2.0
Denizbank A.S.	GAGF	Turkey	50.0
EFL - LGF	EC	Poland	42.9
Finansbank	EC	Turkey	67.8
Finansbank Micro	EC	Turkey	187.2
Geldilux TS 2010	EIF	Germany	200.0
Istrian Development Agency	EC	Croatia	2.7
KfW II	EC	Germany	176.0
Kredi Garanti Fonu	GAGF	Turkey	22.5
Kredi Garanti Fonu Isletme ve Arastirma	EC	Turkey	45.0
Landesbanken	EC	Germany	70.5
Pekao S.A.	EC	Poland	129.6
Pekao S.A. Micro	EC	Poland	37.6
Raiffeisen Romania	JEREMIE	Romania	20.5
Sandown Gold PLC	EIF	United Kingdom	60.0
SEB Bank Latvia	JEREMIE	Latvia	30.0
SIAGI 2	EC	France	75.0
Siauliu Bankas AB Lithuania	JEREMIE	Lithuania	20.0
SOCAMA PSTR *	EC	France	0.0
SwedBank Latvia	JEREMIE	Latvia	22.0
SwedBank Lithuania	JEREMIE	Lithuania	52.0
T. Vakiflar Bankasi T.A.O.	GAGF	Turkey	50.0
Turkiye Halbankasi A.S.	GAGF	Turkey	50.0
Yapi Ve Kredi Banakasi A.S.	GAGF	Turkey	50.0
Total			1 900.8

(*) Commitment increase

EIB Group Addresses



European Investment Bank

www.eib.org – info@eib.org

98-100, boulevard Konrad Adenauer
L-2950 Luxembourg

☎ (+352) 43 79 1
✉ (+352) 43 77 04



European Investment Fund

www.eif.org – info@eif.org

96, boulevard Konrad Adenauer
L-2968 Luxembourg

☎ (+352) 42 66 88 1
✉ (+352) 42 66 88 200

The EIB wishes to thank the following promoters and suppliers for the photographs illustrating this report:

EIB photographic library (cover, p.1 and headings; pp.4, 15, 19, 20, 23, 24, 26, 33, 36, 39, 40, 42, 44), Belwind (p.6), XDC SA (p.6), Danisco A/S (p.9), Hamburger Hochbahn AG (p.10), Puerto de A Coruña (p.12), Tranvía de Valencia (p.12), Assistance Publique - Hôpitaux de Marseille (p.16), SAPEI (p.19), Sincrotrone Trieste S.C.p.A. / Gabriele Crozzoli (p.20), Schiphol (p.23), ENEOP - Eólicas de Portugal (p.27), Wdp (p.28), Ahlstrom (p.30), Trelleborg AB (p.31), MOMA (p.34), TUBITAK (p.36), City of Belgrade (p.36), DK Vestas (p.46).

For further information on the EIB's activities, please consult our website (www.eib.org), which contains a regularly updated complete list of projects. You can also contact the Info-Desk, Communication Department, tel. (+352) 4379 22000, fax (+352) 4379 62000.



Mixed Sources
Product group from well-managed
forests, controlled sources and
recycled wood or fibres
Cert no. BV-COC-856319
www.fsc.org
© 1996 Forest Stewardship Council

Printed in Mayenne by Jouve on MagnoSatin paper using vegetable oil-based inks. Certified in accordance with Forest Stewardship Council (FSC) rules, the paper consists of 100% virgin fibre (of which at least 50% from well-managed forests).



European Investment Bank Group • European Investment Bank Group • European Investment Bank Group • European Investment Bank Group

