



EUROPEAN COMMISSION

Brussels, 22.12.2009  
SEC(2009) 1715 final

**COMMISSION STAFF WORKING DOCUMENT**

*Accompanying document to the*

**REPORT FROM THE COMMISSION TO THE COUNCIL, THE EUROPEAN  
PARLIAMENT, THE EUROPEAN ECONOMIC AND SOCIAL COMMITTEE AND  
THE COMMITTEE OF THE REGIONS**

**SAPARD ANNUAL REPORT – YEAR 2008**

(COM(2009)698)

## ANNEX A – Financial Execution 2008

**Table 1 - Execution of commitment appropriations available in the 2008 budget  
by 31.12.2008 (million EUR)**

| <i>Budget lines</i> | <i>Budget 2007</i> | <i>transfers</i> | <i>total available</i> | <i>executed</i> | <i>%</i> | <i>comments</i> |
|---------------------|--------------------|------------------|------------------------|-----------------|----------|-----------------|
| 1                   | 2                  | 3                | 4                      | 5               | 6=5/4    | 7               |
| 05.050101           | -                  | -                | -                      | -               | -        |                 |
| 05.050102           | -                  | -                | -                      | -               | -        |                 |
| 05.010403           | 0,5                | -                | 0,5                    | 0               | 0        |                 |
| <b>TOTAL</b>        | <b>0,5</b>         | <b>0</b>         | <b>0,5</b>             | <b>0</b>        | <b>0</b> |                 |

**Table 2 - Execution of payment appropriations available in the 2008 budget  
by 31.12.2008 (million EUR)**

| <i>Budget lines</i> | <i>Budget 2008</i> | <i>transfers</i> | <i>total available</i> | <i>executed</i> | <i>%</i>    | <i>comments</i>   |
|---------------------|--------------------|------------------|------------------------|-----------------|-------------|---|
| 1                   | 2                  | 3                | 4                      | 5               | 6=5/4       | 7   |
| 05.050101           | 315,0              | -16,1            | 298,9                  | 103,6           | 34,7        | financial execution of the programmes of Bulgaria, Romania and Croatia was low during 2008. |
| 05.050102           | 40,9               | -                | 40,9                   | 40,9            | 100,0       | programmes of Lithuania, Latvia and Poland were closed in 2008                              |
| 05.010403           | 0,5                | -                | 0,5                    | 0               | 0           |   |
| <b>TOTAL</b>        | <b>356,4</b>       | <b>-16,1</b>     | <b>340,3</b>           | <b>144,5</b>    | <b>42,5</b> |   |

## ANNEX A – Financial Execution 2008

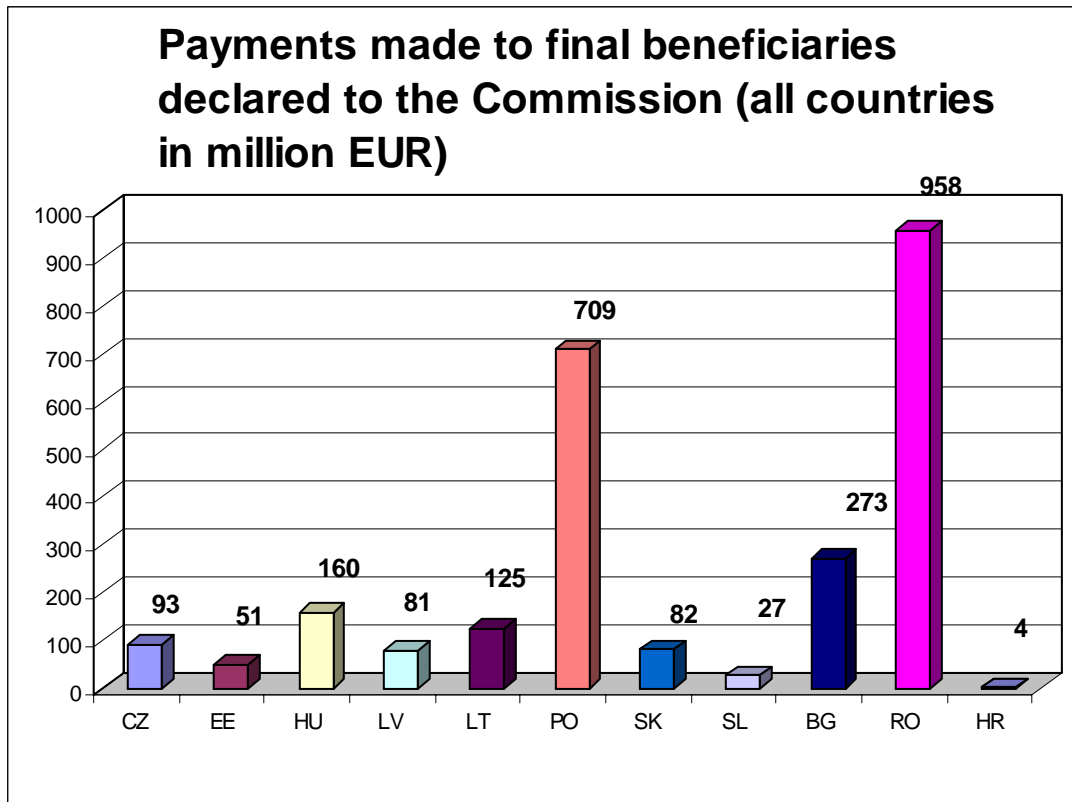
### Table 3 - Commitments, payments and RAL by 31.12.2008

|                        | Commitments  | Payments from the Commission         |                       |                           | in % of available funds | "Reste à liquider" (RAL) |
|------------------------|--|--------------------------------------|-----------------------|---------------------------|-------------------------|--------------------------|
| Country                | Total AFAs 2000-2006 (including de-commitments for Bulgaria) | Total payments made until 31.12.2007 | Payments made in 2008 | Payments made since start |                         |                          |
| 1                      | 2  | 3                                    | 4                     | 5=3+4                     | 6=5/2                   | 7=2-5                    |
| Bulgaria               | 417.080.501  | 252.077.275                          | 13.106.040            | 265.183.315               | 63,6                    | 151.897.186              |
| Romania                | 1.159.785.692  | 755.055.235                          | 88.483.135            | 843.538.370               | 72,7                    | 316.247.322              |
| Croatia                | 25.000.000   | 7.418.115                            | 2.064.944             | 9.483.059                 | 37,9                    | 15.516.941               |
| <b>Total 05.050101</b> | <b>1.601.866.193</b>   | <b>1.014.550.625</b>                 | <b>103.654.119</b>    | <b>1.118.204.744</b>      | <b>69,8</b>             | <b>483.661.449</b>       |

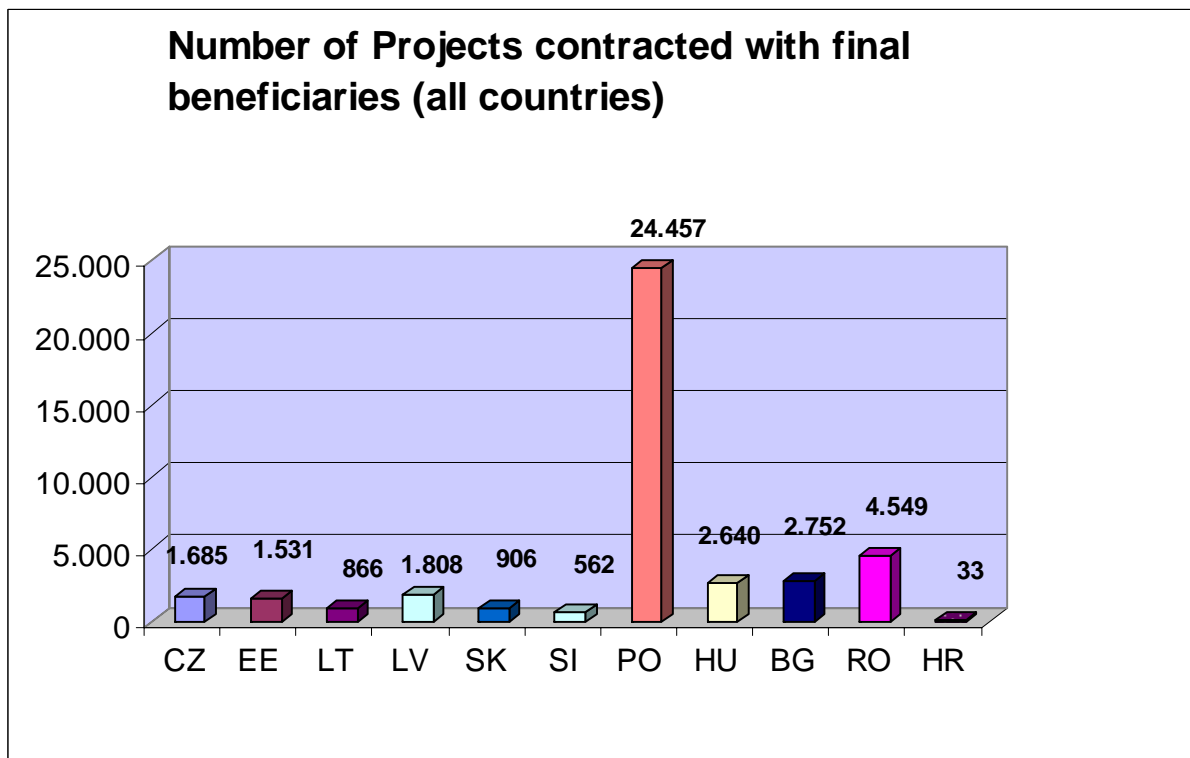
|                        | Commitments           | Payments from the Commission         |                       |  | in % of available funds | De-commitment at closure                               |
|------------------------|-----------------------|--------------------------------------|-----------------------|--|-------------------------|--|
| Country                | Total AFAs 2000-2003* | Total payments made until 31.12.2007 | Payments made in 2008 | Payments made since start until 31.12.2008 |                         | (of which: * = made in 2008 and ** = made before 2008) |
| 1                      | 2                     | 3                                    | 4                     | 5=3+4                                      | 6=5/2                   |  |
| Czech Rep.             | 92.787.704            | 92.778.479                           | 0                     | 92.778.479                                 | 100,0                   | 9.225 **   |
| Estonia                | 51.043.119            | 50.647.873                           | 0                     | 50.647.873                                 | 99,2                    | 395.246 **   |
| Hungary                | 160.039.127           | 159.962.208                          | 0                     | 159.962.208                                | 100,0                   | 76.919 **  |
| Lithuania              | 125.448.234           | 119.175.822                          | 6.162.421             | 125.338.243                                | 99,9                    | 109.991 *  |
| Latvia                 | 91.883.502            | 87.289.326                           | 0                     | 87.289.326                                 | 95,0                    | 4.594.176 *  |
| Poland                 | 709.409.786           | 673.939.295                          | 34.716.263            | 708.655.558                                | 99,9                    | 754.228 *  |
| Slovenia               | 26.650.758            | 26.648.593                           | 0                     | 26.648.593                                 | 100,0                   | 2.165 **   |
| Slovakia               | 76.915.845            | 76.904.471                           | 0                     | 76.904.471                                 | 100,0                   | 11.374 **  |
| <b>Total 05.050102</b> | <b>1.334.178.075</b>  | <b>1.287.346.067</b>                 | <b>40.878.684</b>     | <b>1.328.224.751</b>                       | <b>99,6</b>             | <b>5.953.324</b>                                       |

**ANNEX B**

**Table B.1**

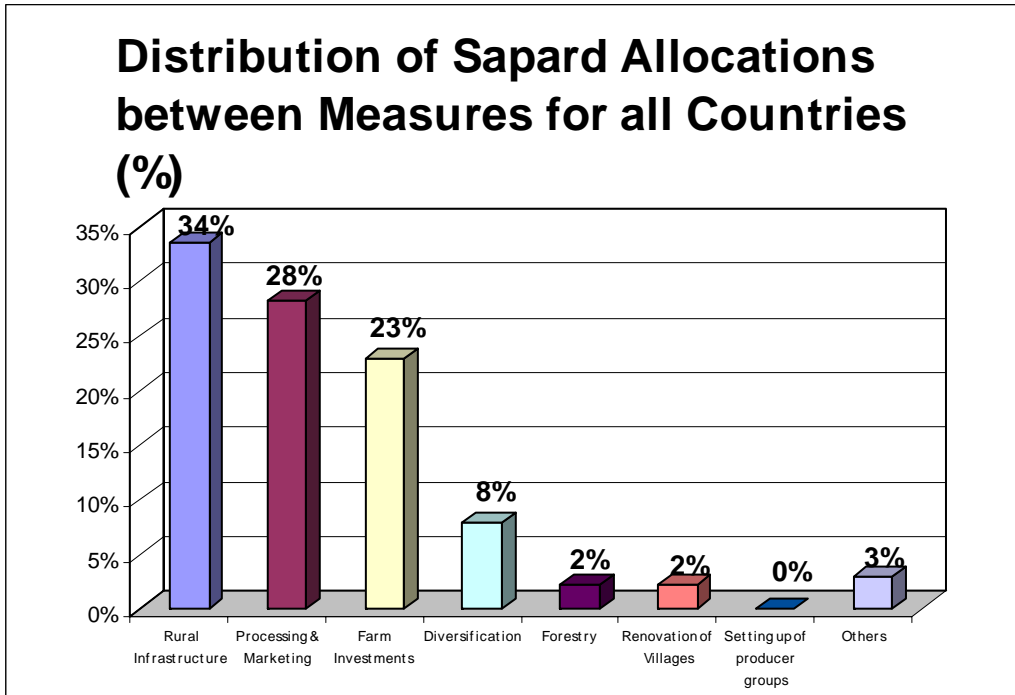


**Table B.2**

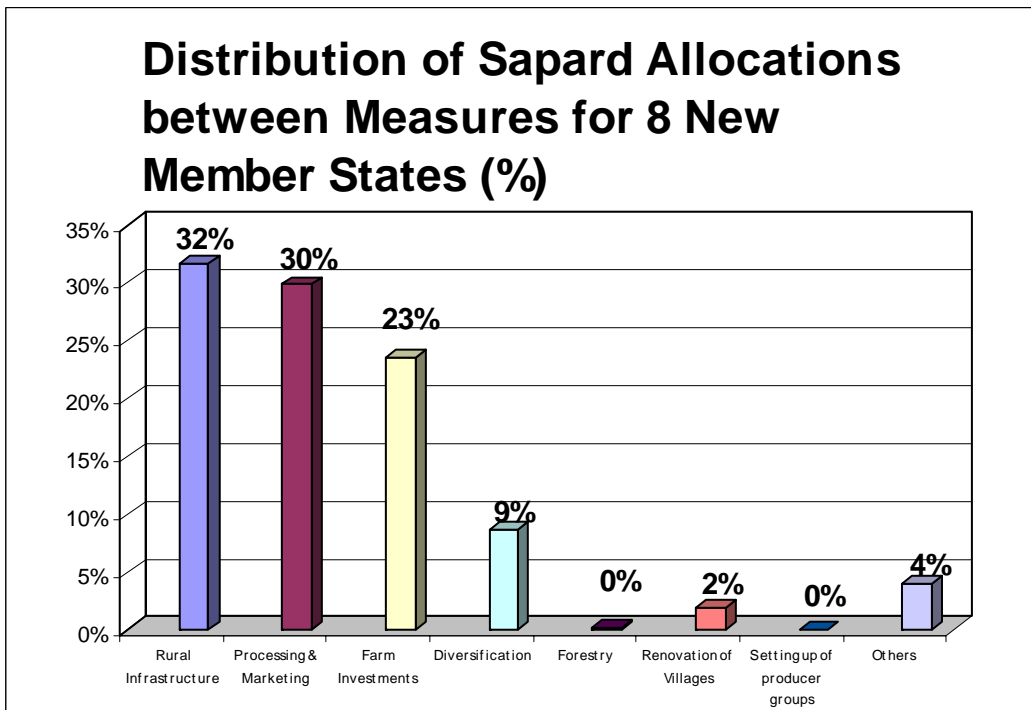


**ANNEX B**

**Table B.3**

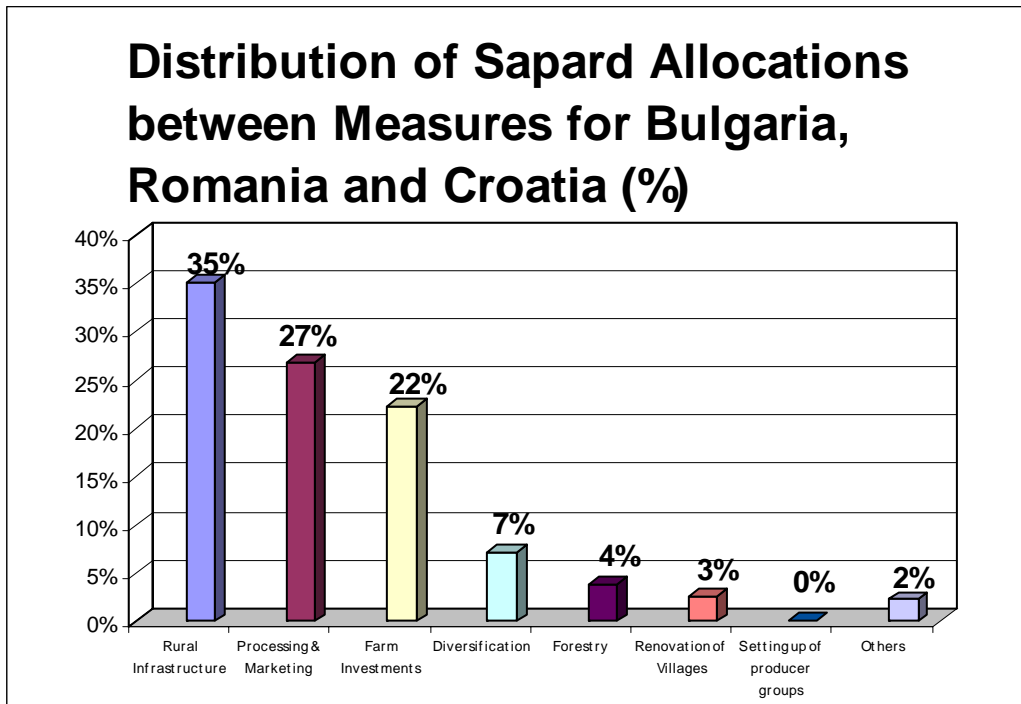


**Table B.4**



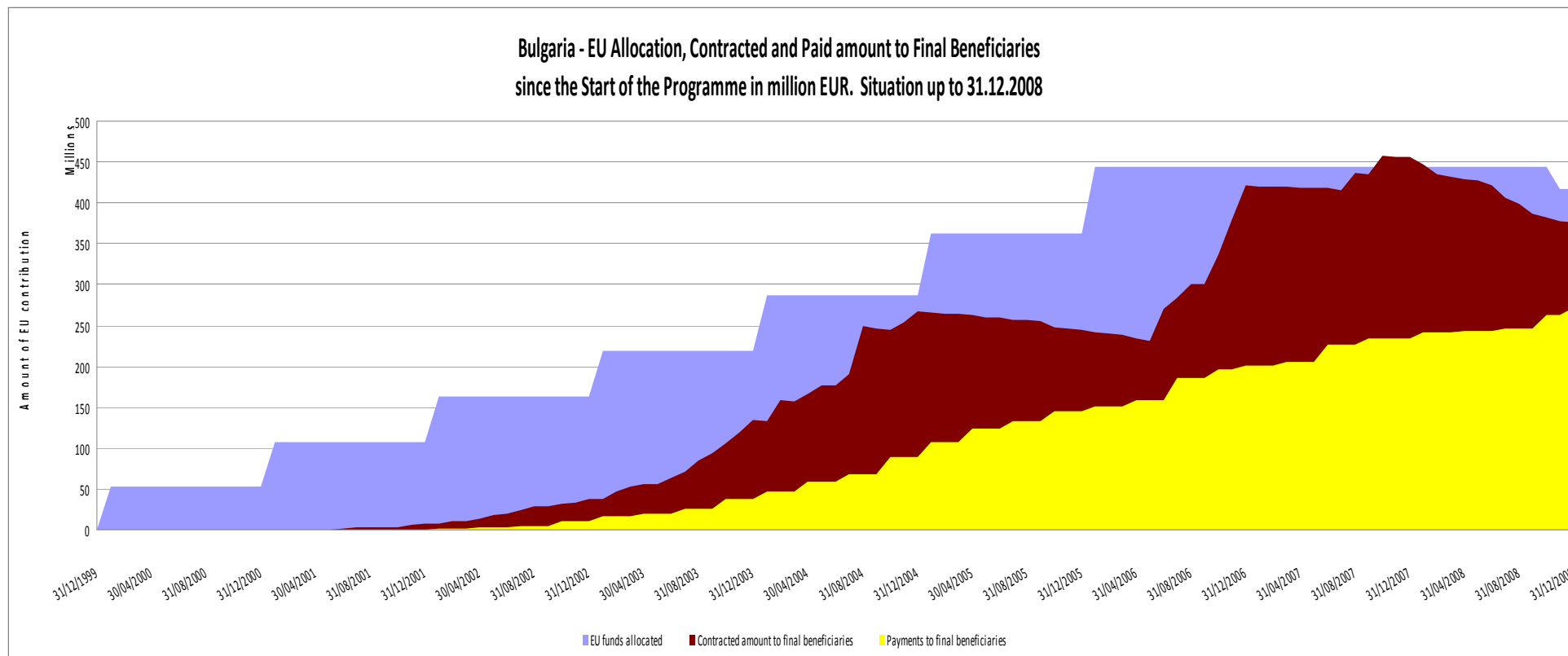
**ANNEX B**

**Table B.5**



## ANNEX C.1 – BULGARIA

**Table C.1.1**



## ANNEX C.1 – BULGARIA

Table C.1.2

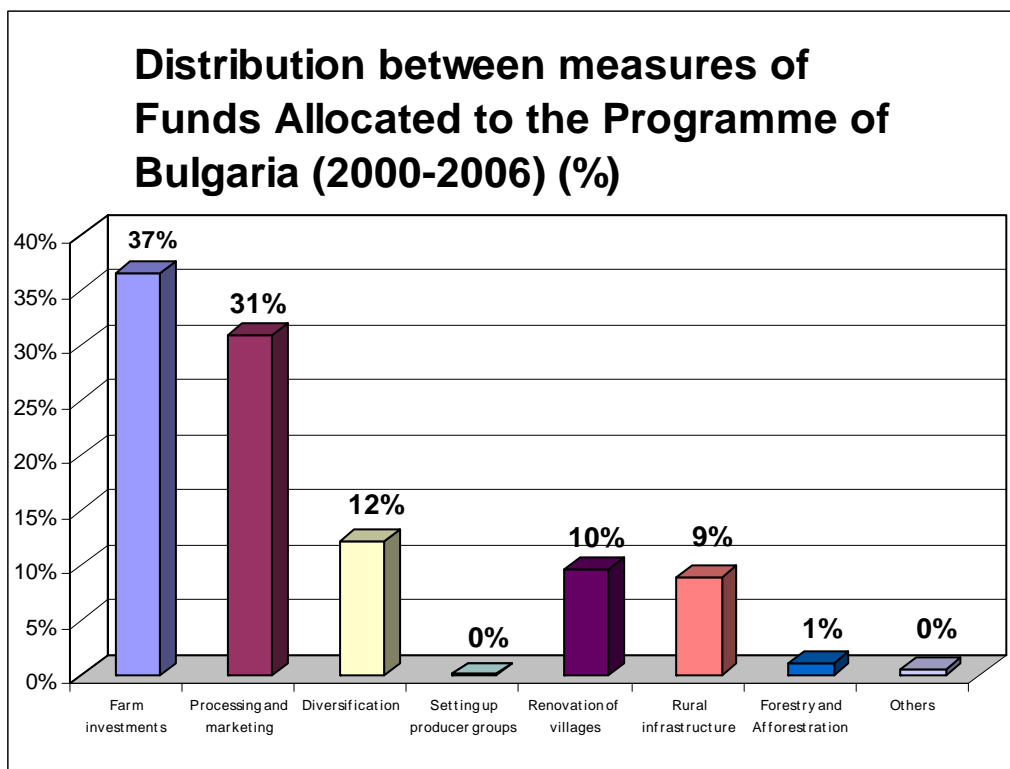
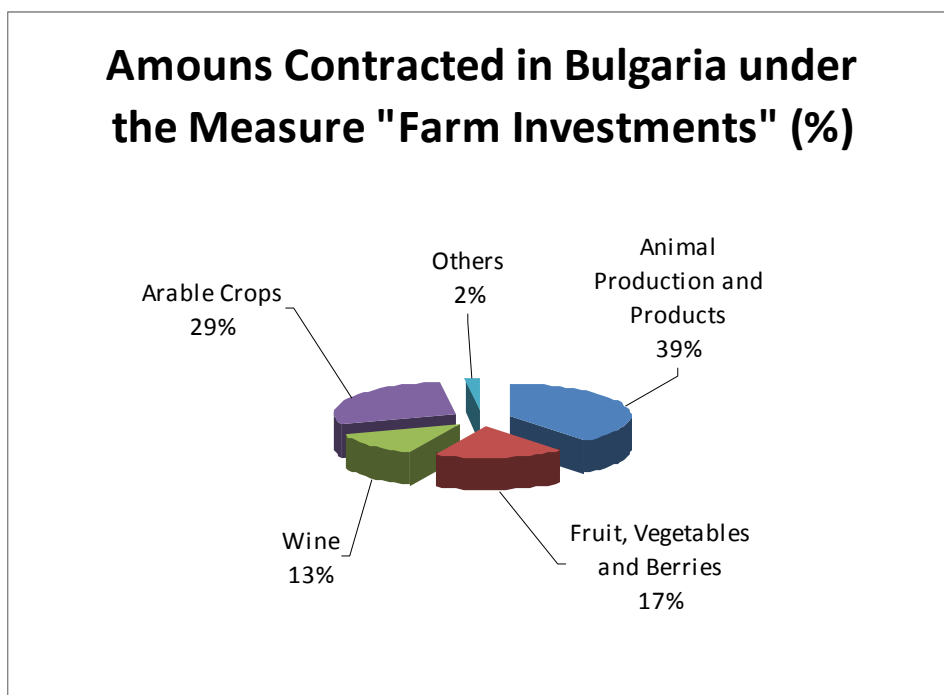


Table C.1.3

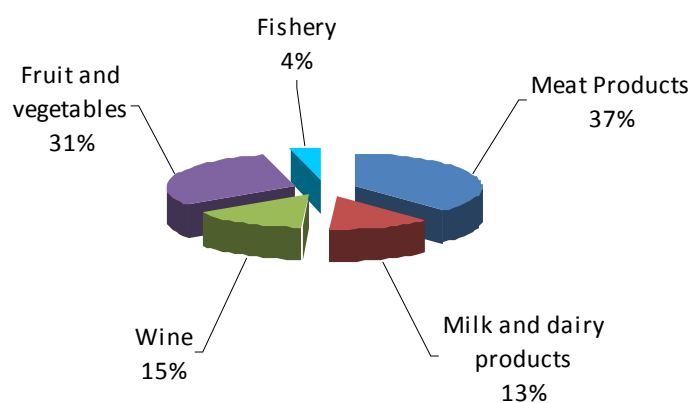




**ANNEX C.1 – BULGARIA**

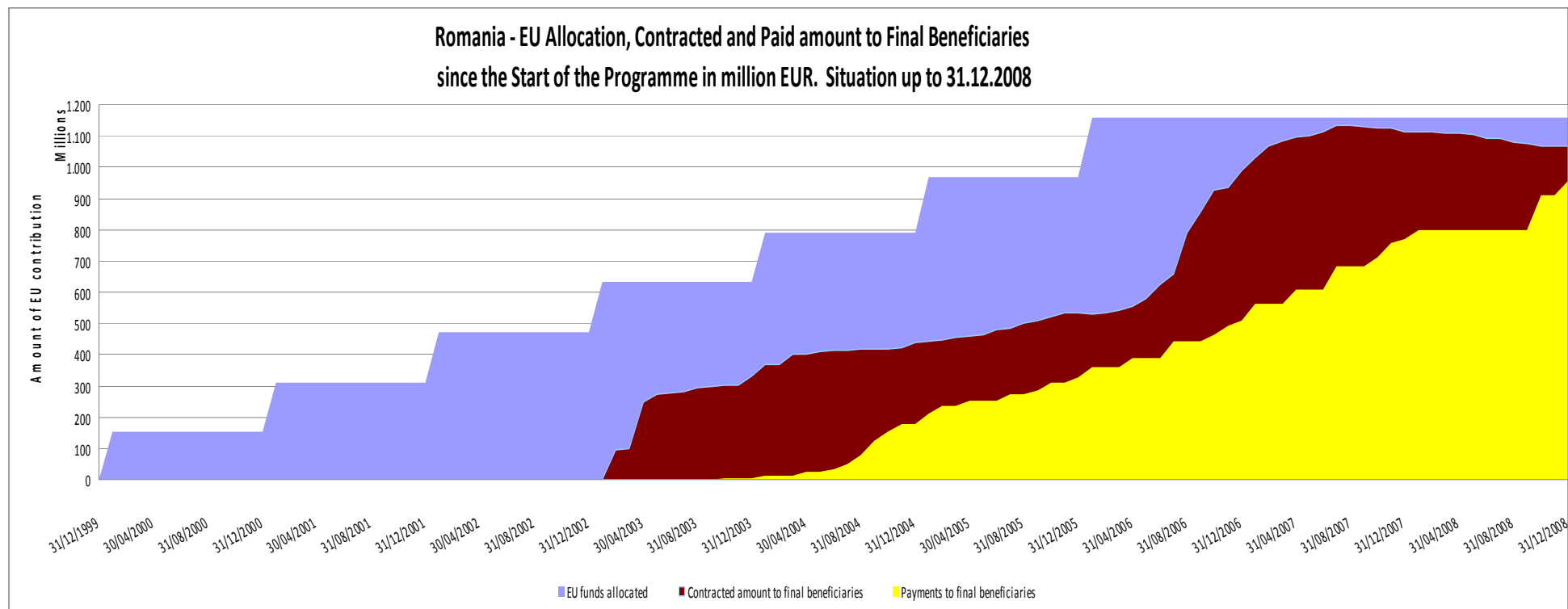
**Table C.1.4**

**Amounts Contracted in Bulgaria under  
the Measure "Processing and  
Marketing" (%)**



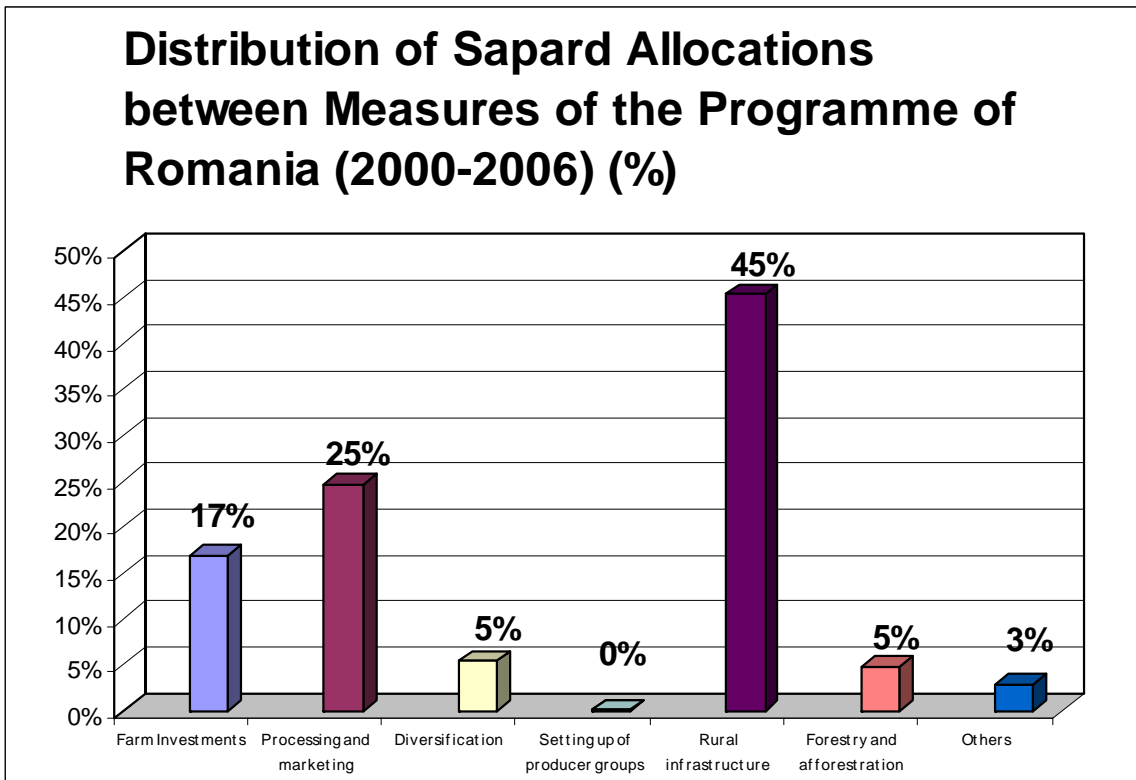
## ANNEX C.2 – ROMANIA

**Table C.2.1**

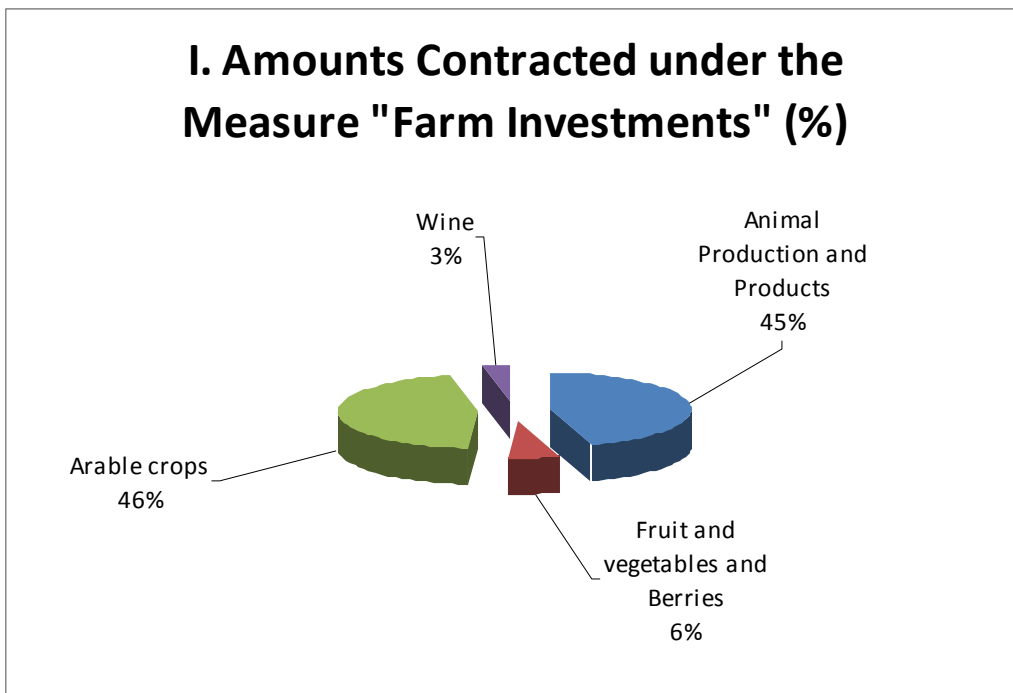


**ANNEX C.2 – ROMANIA**

**Table C.2.2**



**Table C.2.3**



## ANNEX C.2 – ROMANIA

Table C.2.4

### Amounts Contracted in Romania under the Measure "Processing and Marketing" (%)

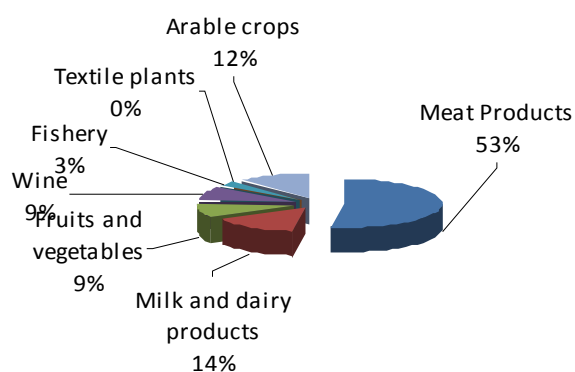
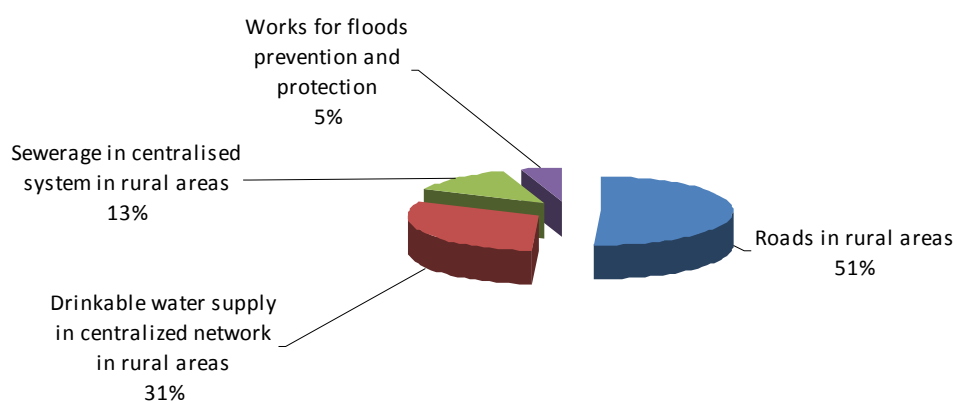


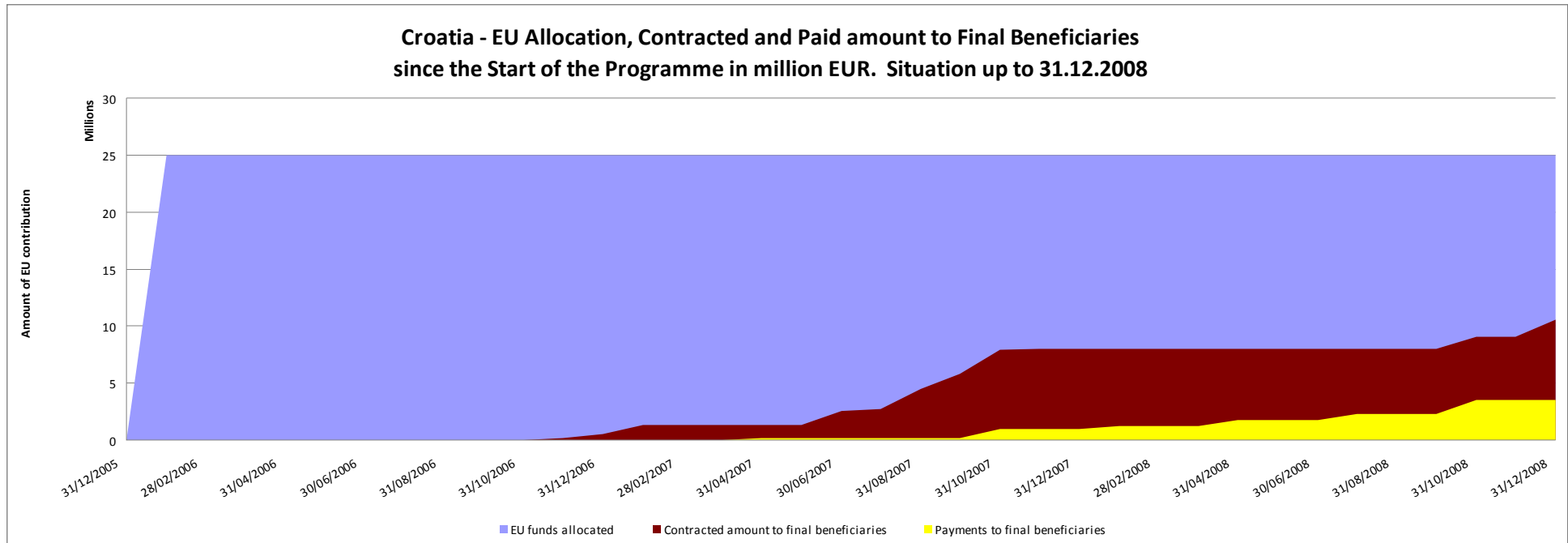
Table C.2.5

### Amounts Contracted in Romania under the Measure "Rural Infrastructure" (%)



## ANNEX C.3 – CROATIA

Table C.3.1



## ANNEX C.3 – CROATIA

Table C.3.2

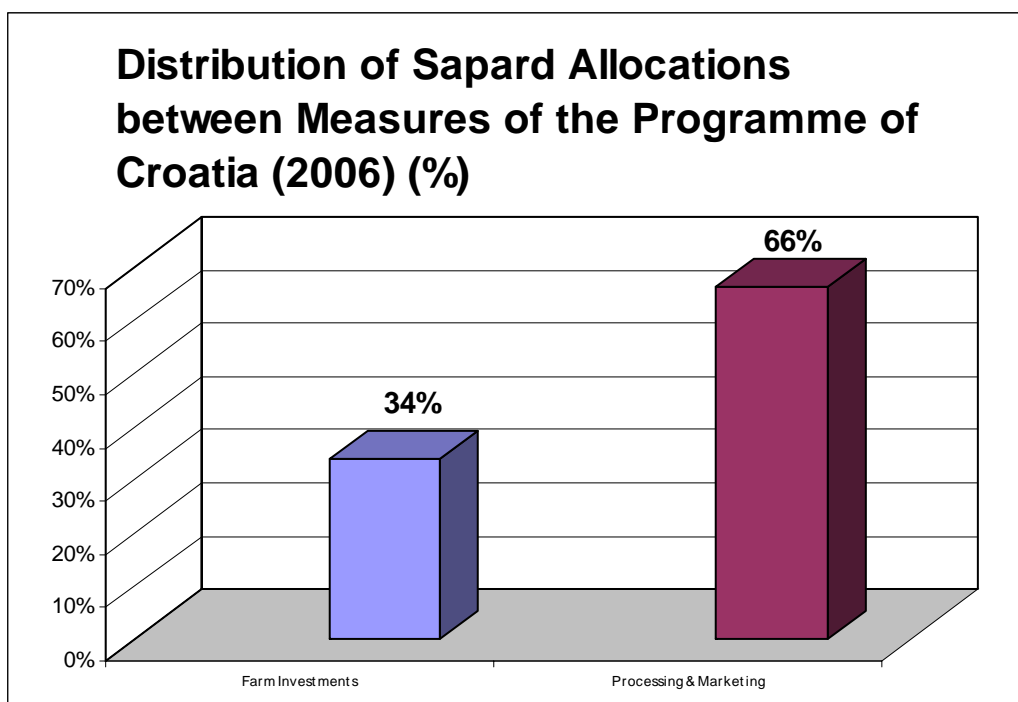
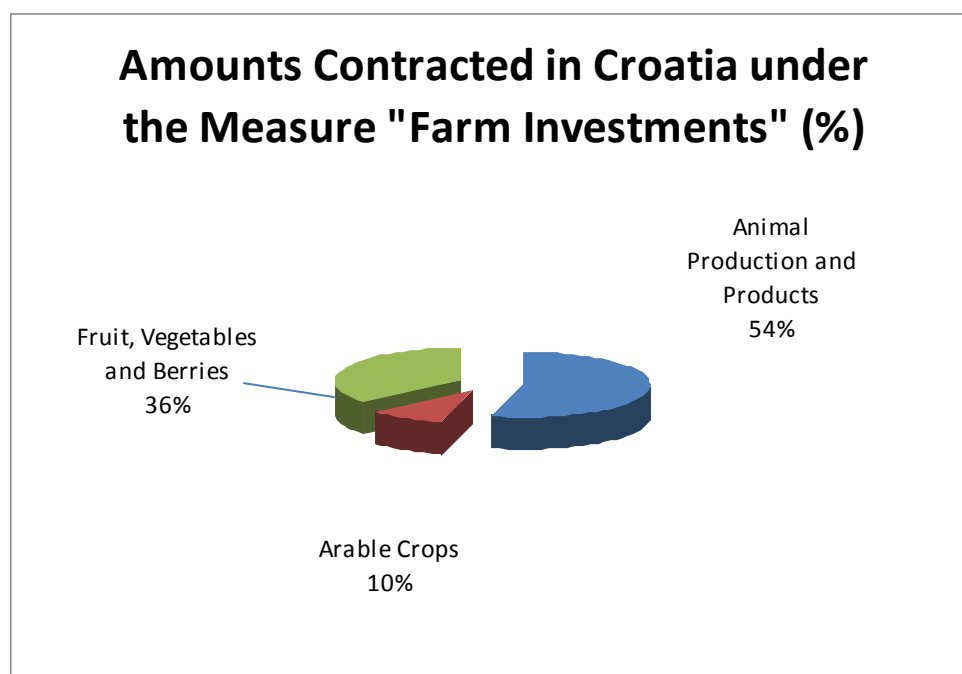


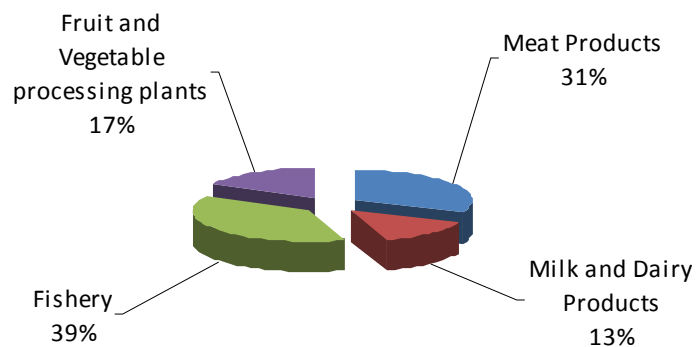
Table C.3.3



**ANNEX C.3 - CROATIA**

**Table C.3.4**

**Amounts Contracted in Croatia under the Measure "Processing and Marketing" (%)**



**ANNEX D – Modifications of Sapard Programmes**

|   | <i>Bulgaria</i> | <i>Croatia</i> | <i>Czech Rep.</i> | <i>Estonia</i> | <i>Hungary</i> | <i>Latvia</i> | <i>Lithuania</i> | <i>Poland</i> | <i>Romania</i> | <i>Slovakia</i> | <i>Slovenia</i> |
|---|-----------------|----------------|-------------------|----------------|----------------|---------------|------------------|---------------|----------------|-----------------|-----------------|
| Commission Decision approving the Sapard programme on                             | 20.10.2000      | 08.02.2006     | 26.10.2000        | 17.11.2000     | 18.10.2000     | 25.10.2000    | 27.11.2000       | 18.10.2000    | 12.12.2000     | 17.11.2000      | 27.10.2000      |
| <b>1<sup>ST</sup> modification of the programme adopted by the Commission on</b>  | 21.05.2002      | 19.10.2007     | 26.02.2002        | 19.12.2002     | 26.11.2002     | 28.11.2001    | 23.12.2002       | 22.04.2002    | 11.07.2002     | 5.03.2002       | 24.11.2003      |
| <b>2<sup>ND</sup> modification of the programme adopted by the Commission on</b>  | 27.05.2003      | 14.08.2008     | 12.04.2002        | 13.02.2004     | 21.08.2003     | 31.07.2002    | 09.09.2003       | 05.12.2002    | 27.5.2003      | 31.07.2002      | 20.7.2005       |
| <b>3<sup>RD</sup> modification of the programme adopted by the Commission on</b>  | 23.12.2004      |                | 31.07.2002        | 12.07.2005     | 25.02.2004     | 18.02.2003    | 27.05.2005       | 11.07.2003    | 01.08.2003     | 20.03.2003      |                 |
| <b>4<sup>TH</sup> modification of the programme adopted by the Commission on</b>  | 07.06.2005      |                | 23.12.2002        |                | 19.09.2005     | 17.07.2003    |                  | 01.08.2003    | 17.09.2004     | 21.08.2003      |                 |
| <b>5<sup>TH</sup> modification of the programme adopted by the Commission on</b>  | 09.09.2005      |                | 14.07.2005        |                |                | 13.02.2004    |                  | 13.02.2004    | 04.07.2005     | 13.02.2004      |                 |
| <b>6<sup>TH</sup> modification of the programme adopted by the Commission on</b>  | 24.03.2006      |                | 23.12.2005        |                |                | 14.07.2005    |                  | 03.11.2004    | 11.04.2006     | 09.09.2005      |                 |
| <b>7<sup>TH</sup> modification of the programme adopted by the Commission on</b>  | 05.07.2006      |                |                   |                |                |               |                  |               | 05.07.2006     |                 |                 |
| <b>8<sup>TH</sup> modification of the programme adopted by the Commission on</b>  | 27.12.2006      |                |                   |                |                |               |                  |               | 27.12.2006     |                 |                 |
| <b>9<sup>TH</sup> modification of the programme adopted by the Commission on</b>  | 26.06.2008      |                |                   |                |                |               |                  |               |                |                 |                 |
| <b>10<sup>TH</sup> modification of the programme adopted by the Commission on</b> | 21.11.2008      |                |                   |                |                |               |                  |               |                |                 |                 |





## ANNEX F – Sapard irregularity reports by Member States

### Number of first communications

| Country      | 2003      | 2004       | 2005       | 2006       | 2007       | 2008       | Total      |
|--------------|-----------|------------|------------|------------|------------|------------|------------|
| BG           |           | 5          | 15         | 18         | 42         | 56         | 136        |
| CZ           |           | 1          | 7          | 4          | 6          |            | 18         |
| EE           | 1         | 1          | 4          | 4          | 5          | 5          | 20         |
| HR           |           |            |            |            |            | 4          | 4          |
| HU           | 3         | 13         | 24         | 8          | 4          | 11         | 63         |
| LT           | 4         | 3          | 3          | 3          |            | 5          | 18         |
| LV           |           | 7          | 4          | 3          | 1          | 3          | 18         |
| PL           | 3         | 19         | 24         | 51         | 32         | 43         | 172        |
| RO           | 1         | 77         | 80         | 70         | 54         | 100        | 382        |
| SI           | 22        | 5          | 3          |            | 1          |            | 31         |
| SK           |           | 2          | 1          | 3          | 5          | 3          | 14         |
| <b>Total</b> | <b>34</b> | <b>133</b> | <b>165</b> | <b>164</b> | <b>150</b> | <b>230</b> | <b>876</b> |