






farm prices 1990/1991



Council decisions

MARKETING

**FARM PRICES
AND
RELATED MEASURES**

1990/1991

Council decisions

Originating Department: DG VI-01

Luxembourg: Office for Official Publications
of the European Communities, 1990

ISSN 1012-2117

Catalogue number: CC-AK-90-004-EN-C

© ECSC-EEC-EAEC, Brussels • Luxembourg, 1990

Printed in Belgium

F A R M P R I C E S
A N D
R E L A T E D M E A S U R E S
1990/1991

Council decisions

Contents

	Page
Introduction	1
<u>Part one:</u>	
Prices for 1990/1991	2
Annex: Price decisions in ECU for individual agricultural products	10
<u>Part two:</u>	
Related measures	14
Annex: Maximum guaranteed quantities by variety and group of varieties for tobacco from the 1990 and 1991 harvests (leaf tobacco)	22
<u>Part three:</u>	
Undertakings and requests made by Council to Commission	24
<u>Part four:</u>	
Agri-monetary measures	27
Agri-monetary decisions	28
Annexes: Percentage variation in intervention prices for the 1990/1991 marketing year compared with the prices adopted for the 1989/1990 marketing year in the Member States	30
Percentage variation in intervention prices for the 1990/1991 marketing year compared with the prices adopted for the 1989/1990 marketing year for individual products (for the EEC and for each country)	31

Introduction

On 27 April 1990, after a meeting lasting 3 days, the Council of Ministers reached agreement on the agricultural prices for 1990/1991.

The European Parliament had stated its position on the Commission proposals on 15 March.

The Council decision for the most part re-affirms the concern for a realistic approach with regard to price policy, as well as an increased commitment towards alleviating the problems of farms which are economically or structurally weak or located in less-favoured areas.

As last year, in order to allow the development of decision-making to be followed, this issue of Green Europe presents the main elements of the Council's original proposals, Parliament's position and the Council's decisions in the form of a table.

AGRICULTURAL PRICES AND RELATED MEASURES 1990-1991

PART ONE - PRICES

Product group	Original Commission proposal	Parliament's amendments	Council decision
	DATE: adoption of proposal: 20.12.1989	Plenary session on 15.3.1990	Council meeting on 27.4.1990
Cereals	<p><u>Intervention prices</u> for all cereals except durum wheat level applied during 1989/1990 marketing year.</p> <p>- durum wheat: brought into line with common wheat prices; 3.78% reduction in intervention price compared with 1989/1990 i.e. ECU 243.68/t instead of ECU 253.26/t. (note: common wheat/durum wheat ratio: 100/140).</p> <p>Spain: all intervention prices aligned with Community prices except durum wheat: 1.78% increase (ECU 219.67/t instead of ECU 215.83/t).</p> <p><u>Reminder:</u> The intervention prices are reduced by 3% to take account of the overrun on the MGQ in 1989/1990.</p> <p><u>Target prices</u> derived from intervention prices + updating of transport costs</p> <p><u>Special premium:</u> see related measures. Commission undertaking: quality policy to be reviewed (report to Council)</p> <p>Monthly increases.</p> <p><u>Co-responsibility levy:</u> see related measures.</p> <p><u>Aid for durum wheat:</u> see related measures.</p> <p><u>Aid to production of small cereals:</u> see related measures.</p> <p><u>Aid regime for small producers of main arable crops:</u> see related measures.</p> <p>Hard flint maize: see related measures.</p> <p>Potato starch: see related measures.</p>		<p>Commission proposal</p> <p>Rise in monthly increases to ECU 1.50/t per month for all cereals apart from durum wheat and ECU 2.03/t for durum wheat</p>

Product group	Original Commission proposal	Parliament's amendments	Council decision
Rice	<p><u>Target price:</u> maintain 1989/1990 level, i.e. ECU 546.88/t.</p> <p><u>Intervention price:</u> Spain: intervention price for paddy rice: + 3.87%, i.e. ECU 292.41 instead of ECU 281.52/t.</p> <p><u>Monthly increases:</u> Unchanged, i.e.: ECU 2.07/t for intervention and buying-in price, ECU 2.58/t for target price.</p> <p><u>Production aid for indica rice:</u> see related measures.</p>		Commission proposal
Sugar	<p><u>Prices:</u> maintain levels at 1989/1990 level except for threshold prices of white sugar and sugar beet which are fixed taking account of the storage levy which has fallen from ECU 3.50 to 3.00/100 kg, i.e. a reduction in these threshold prices of 0.8% compared with 1989/1990.</p> <p>For Portugal, in accordance with the Treaty of Accession, the intervention price for white sugar is aligned with the Community price and is increased by 1.7% in comparison with 1989/1990.</p> <p><u>Reimbursement of storage costs:</u> maintain at level for 1989/1990, i.e. ECU 0.48/100 kg (interest rate used: 9%).</p>		<p>Commission proposal</p> <p>Increased to ECU 0.52/100 kg (interest rate used: 10%)</p>
Olive oil	<p><u>Production target price:</u> maintain level for 1989/1990, i.e. ECU 322.56/100 kg.</p> <p><u>Production aid:</u> maintain aid at level for 1989, i.e. ECU 81.76/100 kg for producers whose production is 400 kg or less per marketing year and ECU 70.95 for all other producers.</p> <p><u>Withholding:</u> 1. as a contribution to financing of producer associations and their unions: 1.5% of the aid and 2. for improving quality: 2.0% of the aid.</p> <p><u>Intervention price:</u> maintain identical intervention price to price fixed for 1989/1990, i.e. ECU 216.24/100 kg.</p> <p><u>Production aid in Spain and Portugal:</u> Spain : ECU 39.63/100 kg instead of ECU 33.36/100 kg Portugal: ECU 35.48/100 kg instead of ECU 28.38/100 kg.</p> <p>For producers whose production is 400 kg or less per year, the aid is set at: Spain : ECU 44.38/100 kg Portugal: ECU 40.23/100 kg.</p>		Commission proposal

Product group	Original Commission proposal	Parliament's amendments	Council decision								
	<p><u>Intervention price</u> for Spain and Portugal: Spain : ECU 175.42/100 kg instead of ECU 165.21/100 kg, Portugal: ECU 207.94/100 kg instead of ECU 205.87/100 kg.</p>		Commission proposal								
<u>Oilseeds</u>	<p><u>Target price</u>: Unchanged compared with previous marketing year, i.e. ECU 45.02/100 kg. Spain: ECU 42.05/100 kg instead of ECU 41.45/100 kg.</p>		Commission proposal								
<u>Rapeseed</u>	<p><u>Intervention price</u>: Unchanged compared with previous marketing year, i.e. ECU 40.76/100 kg. Spain: ECU 37.79/100 kg instead of ECU 37.19/100 kg.</p> <p><u>Premium</u>: 00 unchanged compared with previous marketing year. (see also related measures).</p>										
<u>Sunflower seed</u>	<p><u>Target price</u>: Unchanged compared with previous marketing year, i.e. ECU 58.35/100 kg Spain: ECU 49.73/100 kg instead of ECU 48.00/100 kg.</p> <p><u>Intervention price</u>: Unchanged compared with previous marketing year: i.e. ECU 53.47 ECU/100 kg. Spain: ECU 44.85/100 kg instead of ECU 43.12/100 kg.</p>		Commission proposal								
<u>Soya beans</u>	<p><u>Guide price</u>: Unchanged compared with previous marketing year, i.e. ECU 55.85/100 kg. Spain: ECU 47.63/100 kg instead of ECU 45.99/100 kg.</p> <p><u>Minimum price</u>: Unchanged compared with previous marketing year, i.e. ECU 48.94/100 kg. Spain: ECU 40.72/100 kg instead of ECU 39.08/100 kg.</p>		Commission proposal								
<u>Sunflower seed</u> <u>Rapeseed</u>	Incorporation of whole seeds into animal feed: see related measures.										
<u>Protein crops</u> <u>Dried fodder,</u> <u>peas, field</u> <u>beans and</u> <u>sweet lupins</u>	<p><u>Prices</u>: apart from the guide price for dried fodder for Spain which is increased from ECU 165.68/t to ECU 170.09/t, the minimum, guide and activating threshold prices are maintained at their levels for 1989/1990, viz.:</p> <p>1. <u>Minimum price</u>:</p> <table> <tr> <td>peas:</td> <td>ECU 25.77/100 kg</td> </tr> <tr> <td>field beans:</td> <td>ECU 23.87/100 kg</td> </tr> <tr> <td>sweet lupins:</td> <td>ECU 28.90/100 kg</td> </tr> </table> <p>2. <u>Guide price</u>:</p> <table> <tr> <td>peas and field beans:</td> <td>ECU 29.52/100 kg</td> </tr> </table>	peas:	ECU 25.77/100 kg	field beans:	ECU 23.87/100 kg	sweet lupins:	ECU 28.90/100 kg	peas and field beans:	ECU 29.52/100 kg		Commission proposal
peas:	ECU 25.77/100 kg										
field beans:	ECU 23.87/100 kg										
sweet lupins:	ECU 28.90/100 kg										
peas and field beans:	ECU 29.52/100 kg										

Product group	Original Commission proposal	Parliament's amendments	Council decision
	<p>3. <u>Activating threshold price:</u> peas and field beans: ECU 44.76/100 kg sweet lupins: ECU 43.05/100 kg</p> <p>4. <u>Dried fodder:</u> except Spain: ECU 178.92/t ECU 170.09/t</p> <p>5. <u>Peas and field beans:</u> change in standard quality: see related measures.</p>		Commission proposal
<u>Textile fibres</u> <u>Cotton</u>	<p><u>Target price:</u> maintain price at level for 1989/1990, i.e. ECU 96.02/100 kg</p> <p><u>Minimum price for unginmed cotton:</u> maintain minimum price at level for 1989/1990, i.e. ECU 91.23/100 kg.</p>		Commission proposal
<u>Fibre flax</u>	<p><u>Aid:</u> maintain amount of aid fixed for 1989/1990 at ECU 375/ha for 1990/1991 and ECU 263.59/ha for Spain and Portugal.</p> <p><u>Withholding:</u> 10% of aid, i.e. ECU 37.5/ha earmarked for funding promotional schemes (see related measures), and ECU 26.36/ha for Spain and Portugal.</p>		Commission proposal
<u>Hemp</u>	Aid per ha for Spain and Portugal ECU 239.11/ha, for other Member States ECU 340.00/ha	Replace by ECU 263.59/ha for Spain and Portugal and ECU 375/ha for other Member States.	Commission proposal
<u>Flax seed</u>	<p><u>Target price:</u> ECU 55.41/100 kg. Spain - ECU 506.4/t, i.e. + 1.9 Portugal - ECU 554.1/t, unchanged.</p>		Commission proposal
<u>Hemp seed</u>	<u>Aid:</u> Keep aid for 1990/1991 at same level as in previous marketing year, i.e. ECU 25/100 kg.	Replace ECU 25/100 kg by ECU 35/100 kg.	Commission proposal
<u>Silkworms</u>	<p><u>Aid:</u> fixed per box of silkworm eggs used at ECU 112 for 1990/1991, i.e. at same level as for 1989/1990.</p> <p>Spain - Portugal: aid is fixed at ECU 79.9t per box, i.e. an increase of 25.2%.</p>	For Spain and Portugal ECU 89.84 per box and ECU 122.00 for other Member States.	Commission proposal
<u>Wine</u>	<p><u>Guide price:</u> fixing of a uniform price for A I, R I and R II wines, corresponding to the arithmetic mean of the previous wine year, i.e.:</p> <p>R I : ECU 3.22% vol/hl instead of ECU 3.27% vol/hl, i.e. -1.5%</p> <p>R II : ECU 3.22% vol/hl, instead of ECU 3.27% vol/hl, i.e. -1.5%</p>	Replace by: 3.27 3.27	Commission proposal

Product group	Original Commission proposal	Parliament's amendments	Council decision
	<p>A I : 3.22 instead of 3.17, i.e. + 1.6%.</p> <p>For other types of wine: prices unchanged compared with previous wine year, i.e.:</p> <p>R III : ECU 52.23/hl A II : ECU 69.60/hl A III : ECU 79.49/hl</p> <p>For Spain the prices are fixed as follows in comparison with the previous wine year:</p> <p>R I : ECU 2.81/% vol/hl, i.e. + 6.8 R II : ECU 2.81/% vol/hl, i.e. + 6.8 R III : ECU 45.56/% vol/hl, i.e. + 7.9 A I : ECU 2.81/% vol/hl, i.e. + 10.2 A II : ECU 60.69/% vol/hl, i.e. + 7.9 A III : ECU 69.32/% vol/hl, i.e. + 7.9.</p> <p>For the new planting regimes, abandonment of vine-growing areas, ruling out of deliveries of neutral alcohol, extension of certain measures and writing of reports concerned with vine-growing problems, see related measures.</p>	<p>Replace by 3.27</p> <p>Unchanged</p> <p>Unchanged</p>	<p>Commission proposal</p>
<u>Fruit and vegetables fresh</u>	<p><u>Basic and buying-in prices:</u> level for 1989/1990 to be maintained in 1990/1991, except for citrus fruits (oranges, mandarins, clementines and satsumas and lemons) which are reduced by 7.5% compared with the previous marketing year (it should be noted that for oranges and mandarins, a reduction of 7.5% had been applied in 1989/90 compared with 1988/1989). For Spain, first alignment of prices. Reduction in buying-in price for apples in March.</p> <p>For Portugal, prices must be fixed later, for the period from 1 January 1991 to end of the 1990/1991 marketing year.</p> <p><u>Marketing premiums</u> (oranges and mandarins) 25% reduction compared with 1989/1990 Amounts 1988/1989: mandarins : 9.71 oranges : depending on variety: 11.53 to 6.52.</p> <p>Related measures: see below.</p>	<p>Delete reduction for lemons, mandarins, clementines, sweet oranges and fix new buying-in and basic prices</p>	<p>Commission proposal except that prices for clementines, satsumas and lemons are only reduced by 3%. For apples, no reduction in buying-in price will be made in May.</p> <p>Not applicable</p> <p>Commission proposal</p>
<u>processed</u>	<p>Related measures: see below.</p>		

Product group	Original Commission proposal	Parliament's amendments	Council decision
Tobacco	<p><u>Intervention price:</u> Badischer Gaudertheimer - zone B (to be termed Badischer Gaudertheimer from 1990), the intervention price will be the same as that for Forchheimer - Havana, viz. ECU 2.030/kg.</p> <p><u>Premium:</u> the premium for the "Burley I" variety is increased to ECU 2.033/kg. For the other varieties of "Burley" produced in Greece, Spain and Portugal, the premiums are fixed at ECU 1.499/kg and ECU 1.720/kg respectively. For the Kentucky variety the premium is increased by 3%.</p> <p><u>Prices and premiums:</u> prices and premiums for the Tsebella and Mavra varieties will be reduced by 15% compared with the previous marketing year.</p> <p>Reduction in intervention price for the Badischer Gaudertheimer variety (from 85% to 75% of norm price) for the 1989 harvest, as a result of intervention deliveries threshold having been overrun.</p> <p><u>Related measures:</u> see below.</p> <p><u>Concerning:</u></p> <ul style="list-style-type: none"> - reduction in intervention prices and premiums for certain varieties of tobacco - strengthening of contractual policy (European cultivation contract) - change where necessary in a review of the quantities of certain varieties of MGQ scale - measures concerned with presenting for intervention - studies on marketing, the effects of premiums and prices on the income of farmers, development of budgetary costs. 	<p>Change in MGQs of groups I and II</p>	<p>Commission proposal, subject to the following:</p> <p>The amount of the premium: Burley I is reduced to ECU 2.013. The amount of the premium: Kentucky is increased to ECU 1.905.</p> <p>See table below listing variations in prices and premiums compared with previous marketing year.</p>
Milk sector	<p><u>Target price for milk:</u> 3.5% reduction compared with previous marketing year, i.e. ECU 268.6/t instead of ECU 278.4/t</p> <p><u>Intervention price:</u></p> <ul style="list-style-type: none"> - Italian cheeses - adjustments depending on the reduction in the target price for milk and the fat/protein ratio (reduction varying between - 1.7 and - 2.2%). - butter: from 1.3.1990: ECU 293.28/100 kg. <p>For Spain: ECU 308.78/100 kg for 1990/1991, or a reduction of 1.9% compared with the previous marketing year.</p>		<p>Commission proposal</p>

Product group	Original Commission proposal	Parliament's amendments	Council decision																																																				
	<p>- skimmed-milk powder: ECU 172.73/100 kg from 1 March 1990.</p> <p>For Spain, the intervention price for 1990/1991 is fixed at ECU 210.91/100 kg, i.e. a reduction of 3.6% compared with 1989/1990.</p> <p>Threshold price for certain dairy products (pilot products listed in Regulation (EEC) 2915/79.</p> <table> <tr> <td>1</td> <td>57.31</td> <td>Replace by</td> <td>Commission proposal</td> </tr> <tr> <td>2</td> <td>194.09</td> <td>57.31</td> <td></td> </tr> <tr> <td>3</td> <td>269.18</td> <td>197.08</td> <td></td> </tr> <tr> <td>4</td> <td>100.39</td> <td>277.36</td> <td></td> </tr> <tr> <td>5</td> <td>131.89</td> <td>102.63</td> <td></td> </tr> <tr> <td>6</td> <td>328.99</td> <td>135.06</td> <td></td> </tr> <tr> <td>7</td> <td>382.41</td> <td>347.37</td> <td></td> </tr> <tr> <td>8</td> <td>318.68</td> <td>396.13</td> <td></td> </tr> <tr> <td>9</td> <td>597.19</td> <td>327.78</td> <td></td> </tr> <tr> <td>10</td> <td>344.70</td> <td>609.05</td> <td></td> </tr> <tr> <td>11</td> <td>317.55</td> <td>355.53</td> <td></td> </tr> <tr> <td>12</td> <td>94.88</td> <td>327.06</td> <td></td> </tr> <tr> <td></td> <td></td> <td>97.81</td> <td></td> </tr> </table> <p><u>Related measures:</u> see below:</p> <ul style="list-style-type: none"> - Co-responsibility levy - Difficult areas and quotas. 			1	57.31	Replace by	Commission proposal	2	194.09	57.31		3	269.18	197.08		4	100.39	277.36		5	131.89	102.63		6	328.99	135.06		7	382.41	347.37		8	318.68	396.13		9	597.19	327.78		10	344.70	609.05		11	317.55	355.53		12	94.88	327.06				97.81	
1	57.31	Replace by	Commission proposal																																																				
2	194.09	57.31																																																					
3	269.18	197.08																																																					
4	100.39	277.36																																																					
5	131.89	102.63																																																					
6	328.99	135.06																																																					
7	382.41	347.37																																																					
8	318.68	396.13																																																					
9	597.19	327.78																																																					
10	344.70	609.05																																																					
11	317.55	355.53																																																					
12	94.88	327.06																																																					
		97.81																																																					
Beef/veal	<p><u>Guide price:</u> reduction of 2.45% in the guide price for adult cattle from ECU 205.02 to 200.00/100 kg liveweight from 2.4.90 to 31.3.91.</p> <p>Intervention price: ECU 344/100 kg for adult cattle</p> <p><u>Related measures</u></p> <p>Concerning: grading scale suckler cow premiums.</p>	<p>Guide price for adult cattle: ECU 205.02/100 kg</p> <p>Replace ECU 344/100 kg by ECU 350.88/100 kg</p>	Commission proposal																																																				
Sheepmeat and goatmeat	<p>Related measures: see below.</p> <p>Aid for ewes in hill-farming and less-favoured areas.</p>		Commission proposal																																																				
Pigmeat	<p><u>Basic prices:</u> reduction from 1.7.1990 in the basic price (carcass weight) from ECU 203.33/100 kg to ECU 190.00/100 kg, i.e. a drop of 6.6%.</p>	Proposal rejected when presented, then adopted.	Commission proposal																																																				

Product, group and variety	1989 harvest		1990 harvest	
	Price/premium (percentage variation compared with 1988)		Price/premium (percentage variation compared with 1989)	
1	2	3	4	
Group I				
3. Virgin D)		0	0
7. Bright)		0	0
17. Basmas)	Price	0	0
18. Katerini)	Premium	0	0
26. Virgin El.)		0	0
31. Virgin Esp.)		0	0
33. Virgin Port.)		0	0
Group II				
2. Bad. Burley)		0	0
8. Burley I)		0	+22
9. Maryland)		0	0
25. Burley El.)	Price	0	+23
32. Burley Esp.)	Premium	0	+23
34. Burley Port.)		0	+23
28. Fermented Burley)		0	0
Group III				
1. Bad. Geud.)		0	0
4. Paraguay)		0	0
5. Nijkerk)		0	0
6. Missionero)		0	0
10. Kentucky)	Price	0	+8.0
16. Round Tip)	Premium	0	0
27. Santa Fé)		0	0
29. Havana Esp.)		0	0
30. Round Scafati)		0	0
Group IV				
13. Xanti-Yaka)		0	0
14. Perustitza)		0	0
15. Erzegovina)		0	0
19. K.K. classic)	Price	0	0
20. K.K. non-classic)	Premium	0	0
21. Myrodata Ag.)		0	0
22. Zychnomyrodata)		0	0

		1989 harvest		1990 harvest	
		Price/premium (percentage variation compared with 1988)		Price/premium (percentage variation compared with 1989)	
1	2	3	4	5	6
Group V (1)					
11. Forch. Havana (2))		0		0
12. Beneventano) Price	0	0		0
23. Tsebella) Premium	0	-15		-15
24. Mavra)		-15		-15

- (1) A reduction from 85 to 75% had been decided on for the Forchheimer, Mavra, Tsebella varieties in the ratio between the intervention price and norm price for the 1989, 1990 and 1991 harvests.
- (2) Also includes the hybrid varieties of Badischer Geudertheimer, the prices and premiums of which are aligned with those of the Forchheimer Havana variety.

Price decisions in ECU for individual agricultural products

Annex

Product and type of price or amount (Period of application)	1989/1990 prices (1)		1990/91 decisions (2)		Spain			Portugal			
	Amounts in ECU/t	% change	Amounts in ECU/t	% change	Amounts in ECU/t 1989/90(1)	1990/1991(2)	% change	Amounts 1989/90	in ECU/t 1990/91	% change	
	1	2	3	4	5	6	7	8	9	10	11
Common wheat 1.7.90-30.6.91											
- Target price	241.08	- 3.68	241.08	0	241.08	241.08	0	-	-	-	
- Intervention price breadmaking wheat (3)	174.06	- 3.00	174.06	0	174.06	174.06	0	-	-	-	
- (Intervention price feed wheat)	165.36	- 3.00	165.36	0	165.36	165.36	0	-	-	-	
Barley 1.7.90-30.6.91											
- Target price	219.46	- 3.75	219.46	0	219.46	219.46	0	-	-	-	
- Intervention price	165.36	- 3.00	165.36	0	165.36	165.36	0	-	-	-	
Maize 1.7.90-30.6.91											
- Target price	219.46	- 3.75	219.46	0	219.46	219.46	0	-	-	-	
- Intervention price	174.06	- 3.00	174.06	0	174.06	174.06	0	-	-	-	
- Aid for hard flint maize (ECU/ha)	155.00	125.00	- 19.35	155.00	125.00	- 19.35	-	-	-	
Sorghum 1.7.90-30.6.91											
- Target price	219.46	- 3.75	219.46	0	219.46	219.46	0	-	-	-	
- Intervention price	165.36	- 3.00	165.36	0	165.36	165.36	0	-	-	-	
Rye 1.7.90-30.6.91											
- Target price	219.46	- 3.75	219.46	0	219.46	219.46	0	-	-	-	
- Rye intervention price (4)	165.36	- 3.00	165.36	0	165.36	165.36	0	-	-	-	
Durum wheat 1.7.90-30.6.91											
- Target price	306.66	- 8.44	295.99	- 3.48	306.66	295.99	- 3.48	-	-	-	
- Intervention price	253.26	- 8.35	243.68	- 3.78	215.83	219.67	+ 1.78	-	-	-	
- Aid (ECU/ha)	158.98	+16.00	171.43	+ 7.83	80.61	110.88	+37.55	-	-	-	
Rice 1.9.90-31.8.91											
- Target price - husked rice	546.88	- 0.54	546.88	0	546.88	546.88	0	-	-	-	
- Intervention price - paddy rice	314.19	0	314.19	0	281.52	292.41	+ 3.87	-	-	-	
- Aid for Indica (ECU/ha)	300.00	- 9.09	250	-16.67	300	250	-16.67	-	-	-	

(1) Taking account of application of the stabilisers regime.

(2) Excluding effect of application of stabilisers. *

(3) For the 1989/90 marketing year, this price is increased by ECU 3.48/t for higher quality. This premium of ECU 3.48/t is maintained for 1990/91.

(4) For the 1989/90 marketing year, this price is increased by a special premium of ECU 8.70/t for rye of breadmaking quality. For the 1990/91 marketing year, this premium is ECU 8.44/t (- 3%).

* Does not take account of the fall of 0.17% in prices in ECU following the automatic dismantling of the monetary gaps created by the monetary adjustment of 5.1.1990.

Product and type of price or amount (Period of application)	1989/1990 prices		1990/91 decisions		Spain			Portugal			
	Amounts in ECU/t	% change	Amounts in ECU/t	% change	Amounts in ECU/t 1989/90	1990/1991	% change	Amounts in ECU/t 1989/90	1990/91	% change	
	1	2	3	4	5	6	7	8	9	10	11
Sugar											
- Basic price for beet	1.7.90-30.6.91	40.07	- 2	40.07	0	47.16	47.16	0	42.90	42.90	0
- Intervention price for white sugar (*)		53.10	- 2	53.10	0	61.70	61.70	0	51.68	52.56	+ 1.7
Olive oil											
- Production target price	1.11.90-31.10.91	3,225.6	0	3,225.6	0	3,225.6	3,225.6	0	3,225.6	3,255.6	0
- Intervention price		2,162.4	0	2,162.4	0	1,652.1	1,754.2	+ 6.2	2,058.7	2,079.4	+ 1.0
- Production aid		709.5	0	709.5	0	333.6	396.3	+18.8	283.8	354.8	+25.0
Rapeseed											
- Target price	1.7.90-30.6.91	450.2	0	450.2	0	414.5	420.5	+ 1.4	450.2	450.2	0
- Intervention price		407.6	0	407.6	0	371.9	377.9	+ 1.6	407.6	407.6	0
Sunflower seed											
- Target price	1.8.90-31.7.91	583.5	0	583.5	0	80.0	97.3	+ 3.6	583.5	583.5	0
- Intervention price		534.7	0	534.7	0	431.2	448.5	+ 4.0	534.7	534.7	0
Soya beans											
- Guide price	1.9.90-31.8.91	558.5	0	558.5	0	459.9	476.3	+ 3.6	558.5	558.5	0
- Minimum price		489.4	0	489.4	0	390.8	407.2	+ 4.2	489.4	489.4	0
Dried fodder - guide price	14.5.90-30.4.91	178.92	0	178.92	0	165.68	170.09	+ 2.7	178.92	178.92	0
Peas and field beans											
- Activating price	1.7.90-30.6.91	447.6	0	447.6	0	447.6	447.6	0	447.6	447.6	0
- Guide price		295.2	0	295.2	0	295.2	295.2	0	295.2	295.2	0
- Minimum price - peas		257.7	0	257.7	0	257.7	257.7	0	257.7	257.7	0
- field beans		238.7	- 4	238.7	0	238.7	238.7	0	238.7	238.7	0
Lupins											
- Activating price	1.7.90-30.6.91	430.5	0	430.5	0	430.5	430.5	0	430.5	430.5	0
- Minimum price		289.0	0	289.0	0	289.0	289.0	0	289.0	289.0	0
Flax											
- Guide price (seed)	1.8.90-31.7.91	554.1	0	554.1	0	496.8	506.4	+ 1.9	554.1	554.1	0
- Fixed-rate aid (fibre) (per ha)		375.0	+ 5.6	375.0	0	207.89	263.59	+26.8	207.89	263.59	+26.8

(*) ECU/100 kg.

Product and type of price or amount (Period of application)	1989/1990 prices (1)		1990/91 decisions		Spain			Portugal			
	Amounts in ECU/t	% change	Amounts in ECU/t	% change	Amounts in ECU/t		% change	Amounts in ECU/t		% change	
	1	2	3	4	1989/90(1)	1990/1991(2)	8	1989/90	1990/91	11	
Hemp	1.8.90-31.7.91										
- Fixed-rate aid (per ha)		340.0	+ 5.4	340.0	0	188.66	239.11	+26.7	188.66	239.11	+26.7
- Hemp seed aid		250.0	0	250.0	0	250.0	250.0	0	250.0	250.0	0
Silkworms	1.4.90-31.3.91										
- Aid per box of silkworm eggs		112.0	0	112.0	0	63.76	79.81	+25.2	63.76	79.84	25.2
Cotton	1.9.90-31.8.91										
- Guide price		960.2	0	960.2	0	960.2	960.2	0	960.2	960.2	0
- Minimum price		912.3	0	912.3	0	912.3	912.3	0	912.3	912.3	0
Milk	14.5.90-31.3.91										
- Target price		278.4	0	268.6	- 3.50	278.4	268.6	-3.5	-	-	-
Butter											
- Intervention price		2,932.8	- 4.5	2,932.8	0	3,147.4	3,087.8	-1.9	-	-	-
Skimmed-milk powder											
- Intervention price		1,727.3	- 0.75	1,727.3	0	2,188.1	2,109.1	-3.6	-	-	-
Grana padano cheese 30-60 days											
- Intervention price		3,889.3	0	3,803.2	- 2.20	-	-	-	-	-	-
Grana padano cheese 6 months											
- Intervention price		4,803.3	0	4,712.4	- 1.90	-	-	-	-	-	-
Parmigiano-Reggiano cheese 6 months											
- Intervention price		5,291.9	0	5,201.0	- 1.70	-	-	-	-	-	-
(1) Taking account of the reduction decided on in connection with the 1% increase in milk quotas (2.5% for butter and 0.75% for milk powder).											
Beef/veal	14.5.90-31.3.91										
- Guide price for adult cattle (2)		2,050.2	0	2,000	- 2.45	2,050.2	2,000	-2.45	-	-	-
- Intervention price quality R 3 cat. A		3,440	0	3,440	0	3,440	3,440	0	-	-	-
- Intervention price quality R 3 cat. C		3,440	0	3,440	0	3,440	3,440	0	-	-	-
(2) Price per tonne liveweight.											
Sheepmeat	6.1.90-3.1.91										
- Basic price (carcass weight)		4,323.2	0	4,323.2	0	4,323.2	4,323.2	0	4,323.2	4,323.2	0

Product and type of price or amount (Period of application)	1989/1990 prices		1990/91 decisions		Spain (*)			Portugal			
	Amounts in ECU/t	% change	Amounts in ECU/t	% change	Amounts in ECU/t 1989/90(1)	1990/1991(2)	% change	Amounts in ECU/t 1989/90	1990/91	% change	
	1	2	3	4	5	6	7	8	9	10	11
Pigmeat	1. 7.90-30. 6.91										
- Basic price (carcass weight)		2,033.3	0	1,900.0	- 6.6	2,033.3	1,900.0	- 6.6	-	-	-
Fruit and vegetables - Basic price											
- Cauliflowers	14. 5.90-30. 4.91	-)	0	-)	0	-	-)	0	-	-	-
- Tomatoes	11. 6.90-30. 11.90	-)	0	-)	0	-	-)	0	-	-	-
- Peaches	1. 6.90-30. 9.90	-)	0	-)	0	-	-)	0	-	-	-
- Lemons	1. 6.90-31. 5.91	-)	0	-)	- 3.0	-	-)	- 3.0	-	-	-
- Pears	1. 7.90-30. 4.91	-)	0	-)	0	-	-)	0	-	-	-
- Table grapes	1. 8.90-20. 11.90	-)	0	-)	0	-	-)	0	-	-	-
- Apples	1. 8.90-31. 5.91	-)	0	-)	0	-	-)	0	-	-	-
- Mandarins	16. 11.90-28. 2.91	-)	- 7.5	-)	- 7.5	-	-)	- 7.5	-	-	-
- Sweet oranges	1. 12.90-31. 5.91	-)	- 7.5	-)	- 7.5	-	-)	- 7.5	-	-	-
- Apricots	1. 6.90-31. 7.91	-)	0	-)	0	-	-)	0	-	-	-
- Aubergines	1. 7.90-31. 10.90	-)	0	-)	0	-	-)	0	-	-	-
- Clementines	1. 12.90-15. 2.91	-)	0	-)	- 3.0	-	-)	- 3.0	-	-	-
- Satsumas	16. 10.90-15. 1.91	-)	0	-)	- 3.0	-	-)	- 3.0	-	-	-
- Nectarines	1. 6.90-31. 8.90	-)	0	-)	0	-	-)	0	-	-	-
(*) excluding price alignment (1st alignment)											
Table wine (1)	1. 9.90-31. 8.91										
- Guide price Type R I		3.27	- 2.5	3.22	- 1.5	2.64	2.81	+ 6.4	-	-	-
- Guide price Type R II		3.27	- 2.5	3.22	- 1.5	2.64	2.81	+ 6.4	-	-	-
- Guide price Type R III		52.23	0	52.23	0	42.23	45.56	+ 7.9	-	-	-
- Guide price Type A I		3.17	+ 2	3.22	+ 1.6	2.56	2.81	+ 9.8	-	-	-
- Guide price Type A II		69.60	0	69.60	0	56.24	60.69	+ 7.9	-	-	-
- Guide price Type A III		79.49	0	79.49	0	64.23	69.32	+ 7.9	-	-	-

(1) R I, R II and A I expressed in ECU/%/hl.
R III, A II and A III expressed in ECU/hl.

Product group	Original Commission proposal	Parliament's amendments	Council decision
Cereals	<ul style="list-style-type: none"> - Adjustment of the special premium for wheat and rye of breadmaking quality to take account of the automatic 3% reduction in the intervention price in 1990/91 as a result of the overrun of the maximum guaranteed quantity for 1989/1990. - Maintenance of the basic co-responsibility levy at the same percentage level as in 1989/90 (3% of the intervention price for bread-making common wheat). Taking account of the automatic 3% reduction in intervention prices, resulting from the overrunning of the maximum guaranteed quantity for the 1989/90 marketing year, the unitary amount of the co-responsibility levy is slightly reduced (ECU 5.07/t for 1990/91 compared with ECU 5.22/t for 1989/90). - Increase of 6.03% in the aid for durum wheat in order to partially offset the loss of income due to the reduction in the gap between the intervention price for this product and that for common wheat. <p data-bbox="360 639 842 686">Aid for durum wheat: ECU 168.56/ha - EUR 10 ECU 109.93/ha - Spain</p> <ul style="list-style-type: none"> - Introduction into the common market organisation of a principle of premiums per hectare for the production of millet, canary seed and buckwheat, in order to develop these alternatives to traditional cereals. The introduction of these subsidies would be accompanied by a change in the calculation of levies on the importing of these products (measure funded under the rural development scheme connected with the operation of markets). - Introduction for the area sown during the 1990/91 marketing year, to replace the aid regime applied to small producers of cereals, of the aid regime for small producers in the main arable crops sector (cereals, oilseed and protein crops). This aid is fixed at ECU 50 per hectare in the less-favoured and hill-farming areas and at ECU 30 per hectare in the rest of the Community and would be limited in all cases to a maximum main arable crop area of 10 hectares per recipient. 	<p data-bbox="1240 370 1469 417">Deleting of basic co-responsibility levy.</p> <p data-bbox="1240 529 1570 663">ECU 174.86/ha - EUR 10 ECU 109.93/ha - Spain Aid extended to the regions of Crete and Epirus in Greece, Ciudad Real, Guadalquivir Huesca and Teruel in Spain</p> <p data-bbox="1240 733 1570 780">Add spelt to buckwheat, millet and canary seed</p> <p data-bbox="1240 914 1547 961">Add the products referred to in Regulation (EEC) 1785/81.</p> <p data-bbox="1240 984 1559 1094">The amount of aid is fixed in relation to the total production of the products concerned - max. 50 t (delete maximum of 20 ha).</p>	<p data-bbox="1599 252 1805 275">Commission proposal</p> <p data-bbox="1599 370 1939 432">Commission proposal (no change in basic co-responsibility levy regime).</p> <p data-bbox="1599 529 2016 639">Aid for durum wheat: ECU 171.43/ha for EUR 10 and ECU 110.88/ha for Spain. Aid will be calculated per ha and with limit of 10 ha per farm (ECU 50/ha) No change in calculation of levies.</p> <p data-bbox="1599 733 1939 780">Adoption of Commission proposal, subject to a review in 2 years.</p> <p data-bbox="1599 914 2016 1094">The new aid regime for small producers can be applied by Member States; the other Member States may decide to retain the present regime. The Member States will inform the Commission by 31 May 1990 of the choice made. By 31 March 1992, on the basis of a report,</p>

Product group	Original Commission proposal	Parliament's amendments	Council decision
Rice	<p>The aid would be reserved for producers with less than 20 ha of utilised agricultural area (measure funded under the rural development schemes connected with the operation of markets).</p> <p>- With a view to complete dismantling, reduction in amount of compensation per hectare for the production of <u>hard flint maize</u> to ECU 100.</p> <p>- Following the automatic 3% reduction in intervention prices for cereals resulting from the overrun of the maximum guaranteed quantity in 1988/89, the minimum guaranteed price for potatoes intended for starch manufacturing is proposed at ECU 249.10 per tonne. The amount of the potato starch premium (ECU 18.70 per tonne) is unchanged.</p> <p>- Reduction of one third in production aid for "Indica" type varieties.</p>	<p>Replace ECU 50 by ECU 60/ha and ECU 30 by ECU 35/ha</p> <p>Replace ECU 100/ha by ECU 155/ha. The agreement on maize concluded with USA will not be extended. Replace ECU 249.10 by ECU 256.80. Proposal rejected by Parliament after adoption of above-mentioned change. Later adopted.</p> <p>Extension of production aid for Indica rice during the 1992/93 marketing year.</p>	<p>the Commission will make a proposal in favour of the regime to be applied. The size of farms for the new aid regime is 30 ha. The Member States will examine the possibility of excluding from this area calculation fallow land normally forming part of the crop rotation system and areas where producers do not benefit from set-aside. However, taking account of the reduction in the co-responsibility levy for 1990/91 to a flat rate of 1.5%, there is an adjustment in the overall amount of direct aid granted to small producers. The Council will take the ensuing measures as soon as possible on the Commission's proposal.</p> <p>Aid for hard flint maize: ECU 123/ha.</p> <p>Commission proposal</p> <p>Aid for Indica rice: ECU 250/ha, i.e. -16.67% (dtto for Spain).</p>

Product group	Original Commission proposal	Parliament's amendments	Council decision
Olive oil			Small olive oil producer: the definition of this term must be included in the report to be submitted on this topic.
Rapeseed, sunflower seed soya beans	<ul style="list-style-type: none"> - Maintain the premium to be applied to the target price and intervention price for double-low rapeseed at the same level as in 1989/90. - Possibility for Commission of differentiating aid for incorporation of oilseeds into animal feed. 		<p>Commission proposal, i.e. ECU 2.5/100 kg.</p> <p>Commission proposal</p>
Protein crops	<ul style="list-style-type: none"> - Change in standard quality for peas and field beans. 1% impurities instead of 3%. 		For peas and field beans, the impurity standard is fixed at 2% instead of 1%.
Dried fodder	Greater tolerance will be allowed in the meeting of quality criteria with regard to eligibility of products in relation to method of drying.		The idea of tolerance is retained but a full examination must be made of the technical options for fixing the maximum impurities level.
Textile fibres	<ul style="list-style-type: none"> - The maximum guaranteed quantity for cotton is unchanged at 752,000 t unginned cotton. - Maintenance of part of the fixed-rate aid per hectare earmarked for funding schemes to promote the use of flax (10% of fixed-rate aid). 	<p>Replace 752,000 t by 1,110,000 t.</p> <p>Maximum reduction of 10% in the amount of aid.</p>	<p>Commission proposal</p> <p>Council agrees to the cut-off being fixed at 25% (this cut-off would otherwise have been due to disappear at the start of the 1990/91 marketing year).</p> <p>I.e.: ECU 26.36/ha - Spain - Portugal ECU 37.50/ha - other countries</p>
Wine	<ul style="list-style-type: none"> - Extension of the prohibition on new planting until 31 August 1996, which is the deadline for application of the arrangements for the voluntary abandonment of vine-growing areas with Community premiums; - Complete taking over by the EAGGF Guarantee Section from the 1990 budget year of the costs of the scheme for the voluntary abandonment of vine-growing areas, considering the payment of premiums to be intervention; 		

Product group	Original Commission proposal	Parliament's amendments	Council decision
Fresh fruit and vegetables	<p>- Introduction of the possibility for the Commission of ruling out deliveries of neutral alcohol to intervention agencies during certain wine years for all or part of compulsory distillations;</p> <p>- Comprehensive examination at a later date of a series of problems relating to the wine sector:</p> <ul style="list-style-type: none"> . extending for one year the following measures: <ul style="list-style-type: none"> = the possibility of granting by way of an exception new planting rights for quality wines; = the financing of promotional campaigns for grape juice; . extending for one wine year the deadline for the presentation of reports on: <ul style="list-style-type: none"> = the compulsory distillation of table wines as decided at the 1984 Summit meeting in Dublin; = the enrichment of wine; = the demarcation of vine-growing areas; = the determination of maximum sulphur dioxide (SO₂) contents. These various problems will be the subject of a Commission proposal as soon as the reports of independent experts have been presented to it. <p>- Fixing of measures derogating from the intervention threshold rules necessary for progressing to the second stage provided for for Portugal in the Treaty of Accession, on 1 January 1991.</p> <p>In the citrus fruits sector:</p> <ul style="list-style-type: none"> - setting up of a register of citrus fruit cultivation, - progressive introduction of a premium for the grubbing-up of mandarin orchards. 	<p>With undertaking to refrain from all planting of citrus fruits</p>	<p>Commission proposal</p> <p>Commission proposal, subject to the minimum area of 10 ha being fixed for the grubbing of mandarin orchards. Where the area is less than 10 ha, orchards must be grubbed up completely. For orchards larger than 10 ha, at least half must be grubbed up.</p>

Product group	Original Commission proposal	Parliament's amendments	Council decision
	<ul style="list-style-type: none"> - tightening up the recognition conditions for new producer organisations, - in order to encourage producers to rationalise their withdrawals, it is proposed that the amount of the financial compensation payable should be limited to a percentage of the quantity marketed, to allow withdrawal centres to be set up, to bear part of the costs of disposal for withdrawn products and to encourage contacts between producer organisations and charitable associations. - financial involvement (60%) in schemes to promote consumption and improve quality. <p>In addition, for lemons:</p> <ul style="list-style-type: none"> - Taking into account of quantities used for processing in calculating the intervention threshold and in addition of the quantities withdrawn due to overrun of this threshold. - Fixing of a uniform withdrawal price at the level of the price for bulk products of quality category II. - Fixing of the minimum price on processing in relation to the single withdrawal price (120% in 1990/91 and 105% from 1991/92). 		Commission proposal
	<p>In the apples sector:</p> <ul style="list-style-type: none"> - perpetuation of the preventive withdrawals mechanism, - bearing of some of the costs of disposal of withdrawals on behalf of charitable organisations, - financial involvement (60%) in the measures taken to promote consumption and improve quality, - introduction for a period of three marketing years of a single premium for the grubbing-up of complete orchards less than 15 years old, 	Setting up of an apple-growing register.	<p>For Spain the minimum withdrawal price is equal to 155% in 1990/91, 130% in 1991/92 and 105% from 1992/93 of the average withdrawal price</p> <p>Commission proposal</p> <p>The Council decides to increase the age of orchards entitled to the grubbing-up premium to 20 years or less. Replanting for cider apples will be prohibited when grubbing up apple trees.</p>

Product group	Original Commission proposal	Parliament's amendments	Council decision
Processed fruit and vegetables	<ul style="list-style-type: none"> - Addition of Spanish quantities to Community regimes (thresholds and quotas) for tinned peaches and tomato-based processed products. - Extension for one year of the production quota system for tomato-based processed products. 		<p>Commission proposal</p> <p>The present quota system will be maintained during the 1990/91 and 1991/92 marketing years. In comparison with the proposals, the quantities envisaged for Spain have been increased by 100,000 t for the 1990/91 marketing year and another 100,000 t for the 1991/92 marketing year. The Council has also increased the quota fixed by the treaty of accession for Portugal by 100,000 t for 1990/91 and an additional 100,000 t for 1991/92.</p>
	<p>In the dried grapes sector:</p> <ul style="list-style-type: none"> - Fixing of the threshold for currants at 68,000 t, sultanas at 93,000 t and muscatel grapes at 4,000 t. - Parallel progressive reduction in the minimum grower price and production aid. - Introduction of monthly phased reduction in compensation paid for storage costs. - Fixing of a level of retention of 6% for producers of sultanas and currants, for measures to promote consumption and improve quality. 		<p>Commission proposal, but a decision on dried grapes will have to be taken before 30.6.1990.</p>
Tinned fruits	<ul style="list-style-type: none"> - Fixing of a guarantee threshold of 582,000 t net weight for peaches in syrup and/or natural juice. 	<p>Increase from 582,000 t to 600,000 t</p>	<p>Commission proposal</p>

Product group	Original Commission proposal	Parliament's amendments	Council decision
Tobacco	- Fixing of overall maximum guaranteed quantity at 385,000 t for the 1991, 1992 and 1993 harvests, with a maximum reduction of 15% in the intervention price and premiums where the MGQs are overrun.		The maximum guaranteed quantities have been changed for the 1991 harvest. See table at annex.
	- Strengthening of contract policy by linking the entitlement to the premium from the 1991 harvest dependent on the conclusion of the "European cultivation contract".		The Member States have the option of making the granting of premium for the 1990/91 marketing year dependent on the European cultivation contract.
	- Reclassification of the Badischer Gaudertheimer hybrids varieties under serial number 11 instead of serial number 1, with the Forchheimer Havana and Beneventano varieties.		
	- Possibility of taking restrictive market measures in the event of Community production exceeding 110% of the average production of the last three harvests.		Commission proposal
	- Fixing of a limited period for delivering to intervention with strengthening of inspection measures on tobacco delivered to intervention.		
	- Establishment of a Community method for determining tobacco quality.		
Milk	- Maintenance of the co-responsibility levy at the same level as in 1989/90, i.e. 1.5% of the target price for milk.	Final abolition of levy.	Commission proposal
	- Proposal to establish a new Community quota buying system with the aim of redistributing the quantities bought in this way to small producers located in difficult areas, who have made efforts to develop high-quality products (measure financed under the rural development scheme connected with the operation of markets).	Putting available quotas at the disposal of producers.	For the quota system, see specific provisions listed below in section headed "Undertakings and requests made by Council to Commission".
Beef/veal	- Possibility of mixed-herd farms (dairy cows and suckler cows) being entitled to the suckler cow premium with milk quotas of 60,000 kg or less (measure funded under the rural development schemes connected with the operation of markets).	Replace 60,000 kg by less than 100,000 kg	Commission proposal, limiting the number of cows to a maximum of 10.

Product group	Original Commission proposal	Parliament's amendments	Council decision
Sheepmeat, goatmeat	<ul style="list-style-type: none"> - Compulsory use of the Community grading scale in the stamping of carcasses from 1 January 1991. - Introduction as part of the "rural society" measures of lump-sum variable aid for sheep and goat farming in hill-farming and less-favoured areas. 		<p>The Council requests a supplementary proposal from the Commission, introducing into Annex 1 a category higher than the existing one.</p> <p>The Commission will present proposals by 1 June on the fixing of "seasonal" prices for the 1991 marketing year.</p>

Maximum guaranteed quantities by variety and group of varieties
for the 1990 and 1991 harvests (leaf tobacco)

(tonnes)

Groups and varieties (serial number)	Maximum guaranteed quantities	
	1990	1991
Group I		
3 Virgin D	11 000	13 000
7 Bright	46 750	46 750
31 Virginia E	16 000	20 000
33 Virginia P	4 000	4 500
17 Basmas	30 000	30 000
18 Katerini	23 000	23 000
26 Virginia EL	12 500	17 000
Total	143 250	154 250
Group II		
2 Badischer Burley:		
- for zone A	8 000	8 000
- for zone B	4 300	4 300
8 Burley I E	43 500	46 750
9 Maryland	3 500	3 500
25 Burley EL	11 000	11 000
28 Fermented Burley	26 500	22 000
25 Burley E		
28 Burley P	2 500	2 500
Total	99 300	98 050
Group III		
1 Badischer Geudertheimer:	4 300	4 300
4 Paraguay:		
- for zone A	18 000	16 000
- for zone B	2 700	2 700
- for zone C	2 000	2 000
5 Nijkerk		
6 Misionero		
27 Santa Fé	1 500	1 500
29 Havana E		
10 Kentucky	10 000	8 500
16 Round Tip		
30 Round Scafati	250	200
Total	38 750	35 200

Groups and varieties (serial number)	Maximum guaranteed quantities	
	1990	1991
Group IV		
13 Xanti-Yakà)		
14 Perustiza)	20 000	20 000
15 Erzegovina)		
19 Kaba Koulak classic)		
20 Kaba Koulak non classic)	33 000	30 000
21 Myrodata)		
22 Zychomyrodata . . .)		
Total	53 000	50 000
Group V		
11 a) Forchheimer Havana)		
b) Nostrano del Brenta)		
c) Resistente 142)		
d) Gojano)	22 700	21 000
e) Hybrids of)		
Badischer Geudert.)		
12 Beneventano)		
23 Tsebella)		
24 Mavra)	28 000	26 500
Total	50 700	47 500
Total MGQ	385 000	385 000

PART THREE - UNDERTAKINGS OR REQUESTS MADE BY COUNCIL TO COMMISSION

Rice

The Council requests the Commission to present a proposal for the complete alignment of the price of rice in Spain with the Community level.

Quality of cereals

The Commission intends to present a report and where necessary proposals on the improvement of cereals quality.

Sugar

The Council undertakes to quickly take a decision on laevulose after listening to the views of Parliament on this matter.

Olive oil

- Examination of the possibility of extending consumption aid to Portugal.
- The Commission will present a report on the situation in the table olives market by 1 July 1990.

Peas and field beans

The Commission is invited to check the effects of introducing quality standards (revised) on production, processing and trade, taking into account the different climatic conditions in the Member States.

Lemons: Spain

The minimum price for lemons intended for processing in Spain will be gradually aligned with the Community price during the three marketing years from 1990/91 to 1992/93, fixing the price at 150%, 130% and 105% respectively of the price adopted for these marketing years.

Producer organisations in the fruit and vegetables sector.

The Council asks the Commission to derogate from the Treaty of Accession of Portugal in order to enable producer organisations in this country to develop and consolidate.

Tomato-based processed products

The Commission will continue to examine the possibility of switching between different tomato-based processed products, and where appropriate to operate a new distribution between factories.

With regard to aid for tomato production, the Council decides to carry over until next year the problem of the dry matter content.

Monetary coefficients for processed fruit and vegetables

This will only be introduced in the case of absolute necessity, in view of the specific difficulties faced by these products on the international and Community market.

Cultivated mushrooms

Since difficulties have been encountered on this market, the Commission has been invited to study the problems.

Tobacco

The Member States undertake to support a Commission proposal aimed at reducing the prices and premiums for the 1991 harvest of the varieties concerned by the changes in MGQs.

Milk

The intervention rules in force for butter are amended in order to harmonise the present rules in Northern Ireland and Ireland.

Milk quota buying scheme

As part of the review of the quotas system, the purchasing of quotas in areas other than less-favoured and hill-farming areas, which would be redistributed to small producers in all regions, will be provided for. In Member States in which at least 75% of the land is classified as less-favoured and hill-farming areas, purchasing would also be permitted in these areas.

In order to take account of specific structural situations, the Member States will be able to adopt a different definition for small producers, provided this definition does not cover more than 25% of their producers. This definition must not exceed 75% of the average size of farms in the Member States concerned.

The Commission will examine the request for the quota for direct sales to be transferred to the quota for deliveries as quickly as possible on the basis of objective statistical data provided by Italy.

The deadline for the arrangements relating to the temporary leasing of quotas must be fixed as part of this regulation.

The Commission will make use of the administrative powers at its disposal to increase as far as possible the options for disposal from intervention centres for butter and skimmed-milk powder and reduce sales to intervention as far as possible.

The Commission has taken note of the urgent problem of the restructuring of the Belgian dairy industry and undertakes to take account of it in an appropriate manner when it examines sectoral plans which will be submitted to it under the application of the regulations concerning the processing and marketing of agricultural products.

Finally the Commission declares that in the limited framework of application of quota purchasing in Denmark, it will examine the specific structural problems faced by the Danish dairy industry, and appropriate proposals will be made where required.

Non-food use of agricultural products and stabilisers

The Council and the Commission strongly support the promotion of agricultural industry demonstration projects, which represents an important step towards the creation of an incentive for the use of agricultural raw materials in the non-food sector;

The Council undertakes to decide by 30 June 1990 on the measures required to implement the demonstration projects, including arrangements intended to ensure that they are adequately funded;

The Council also agrees to take a decision by 30 June 1990, on the basis of the Commission proposal, on a programme for the production of non-food products on agricultural land;

Set-aside

With regard to set-aside, the Commission will take all useful measures to guarantee effective and balanced application of cereals marketing in the Member States for the 1990/91 marketing year. It additionally undertakes to examine the possibility of improving the procedures in the programme by establishing a closer link for example between set-aside and co-responsibility. The Commission will present appropriate proposals on this matter where required.

At a general level, the Council invites the Commission to examine in what way the various measures associated with stabilisers for the major arable crops, which are laid down in the conclusions (and declaration) of the European Council meeting of February 1988, have been implemented and to assess the results in the light of the objectives set.

Incorporation of cereals into animal feeds

The Commission will examine the conditions which would allow the incorporation of cereals into animal feeds to be encouraged.

The Commission will where necessary present a report in good time together with appropriate proposals so that the measures required can be taken for the 1991/92 marketing year.

PART FOUR - AGRICULTURAL MONETARY MEASURES

The Council has had to take account of certain peculiarities for certain products and for certain Community countries.

In comparison with the original Commission proposal, the Council decides for:

- the Netherlands and Germany: no dismantling for cereals. For Germany, the new green rates for sugar will come into effect on 1 October 1990.
- Spain
 - No dismantling for cereals, cotton, rice, oilseeds and fruit and vegetables, beef and veal.
 - Dismantling of 1/6 of present real monetary gaps for sectors other than wine, olive oil, dry fodder, flax, hemp and silk. The new green rate in the sugar sector will come into effect on 1 October 1990.
- United Kingdom
 - For beef and veal, 50% dismantling of the present real monetary gap.
 - For pigmeat, complete dismantling of MCAs, respecting the 8 point ratio with cereals (green rates = 0.838723).
 - For sheepmeat and arable production, new green rate of 0.779552).
 - For other sectors, alignment with the rate for milk (0.758185).
- Greece
 - Pigmeat: dismantling to a real monetary gap of 1.500 (neutral margin).
 - For the other sectors, as proposed by the Commission but taking account of the real inflation rate (i.e. + 2 points).

For all the other sectors and countries not mentioned above, the Council has decided in accordance with the Commission proposals. For pigmeat the Commission intends to introduce application procedures which will ensure that the 8 point gap between the MCAs for pigmeat and the MCAs for cereals is not exceeded.

The Council decisions on the intervention prices of agricultural products for the 1990/91 marketing year and the monetary consequences for 1990 are shown in the tables below.

AGRI-MONETARY DECISIONS - 1990/91 PRICES

Variable MCAs

Decision of 27.04.1990

Applicable from 14.05.1990 or at the start of the marketing year

MEMBER STATE	Previous situation			1990/91 results of			New situation			Results Devaluation	Effect on prices
	Green rate	Real rate	Applied gap	automatic dismantlement	Dismantlement	Green rate	Real gap	Applied gap			
Product group	Value of ECU in NC	point	point	Value of ECU in NC	point	point	Value of ECU in NC	point	point	%	%
Greece	Market green rate (1)			227.625							
Pigmeat	220.221	- 3.362	- 1.9	220.221	- 3.362	- 1.862	224.261	- 1.500	0.0	- 1.802	1.835
Sheepmeat and struc.	211.490	- 7.629	-	216.600	- 5.090	- 3.738	224.589	- 1.352	-	- 3.557	3.688
Poultry	183.177	-24.265	- 6.4	199.911	-13.863	- 4.006	207.201	- 9.857	0.0	- 3.518	3.647
Cereals, sugar	204.401	-11.362	- 9.9	216.600	- 5.090	- 3.798	224.722	- 1.292	0.0	- 3.614	3.750
Wine	204.401	-11.362	- 6.4	216.600	- 5.090	- 3.798	224.722	- 1.292	0.0	- 3.614	3.750
Olive oil	204.401	-11.362	- 1.4	216.600	- 5.090	- 3.798	224.722	- 1.292	0.0	- 3.614	3.750
Tobacco	204.401	-11.362	-	216.600	- 5.090	- 3.798	224.722	- 1.292	-	- 3.614	3.750
Other crop prod.	191.975	-18.570	-	209.512	- 8.645	- 3.914	217.343	- 4.731	-	- 3.603	3.738
Others	176.576	-28.910	-27.4	192.706	-18.120	- 4.081	199.603	-14.039	-12.5	- 3.455	3.579
Spain	Market green rate (1)			150.023							
Pigmeat	149.026	- 0.669	0.0	149.026	- 0.669	- 0.112	149.192	- 0.557	0.0	- 0.111	0.111
Sheepmeat	153.315	2.147	-	153.315	2.147	0.358	152.756	1.789	-	0.366	-0.365
Cattle	155.786	3.699	2.2	155.786	3.699	0.000	155.786	3.699	2.2	0.000	0.000
Poultry	155.786	3.699	0.0	155.786	3.699	0.617	154.794	3.082	0.0	0.641	-0.637
Other livestock prod.	155.786	3.699	2.2	155.786	3.699	0.617	154.794	3.082	1.6	0.641	-0.637
Wine	152.896	1.879	0.0	152.896	1.879	0.626	151.927	1.253	0.0	0.638	-0.634
Olive oil	152.896	1.879	0.0	152.896	1.879	0.626	151.927	1.253	0.0	0.638	-0.634
Dried fodder											
Flax, hemp, silk	152.896	1.879	-	152.896	1.879	0.626	151.927	1.253	-	0.638	-0.634
Rice, oilseed											
Fresh fruit	152.896	1.879	-	152.896	1.879	0.000	152.896	1.879	-	0.000	0.000
Cereals, cotton	154.213	2.717	1.2	154.213	2.717	0.000	154.213	2.717	1.2	0.000	0.000
Other crop prod. (2)	154.213	2.717	1.2	154.213	2.717	0.453	153.498	2.264	1.0	0.466	-0.464
Others	155.786	3.699	-	155.786	3.699	0.617	154.794	3.082	-	0.641	-0.637
Portugal	Market green rate (1)			206.902							
Olive oil	199.761	- 3.575	0.0	206.902	0.000	0.000	206.902	0.000	0.0	0.000	0.000
Others	199.761	- 3.575	-2.1	206.902	0.000	0.000	206.902	0.000	0.0	0.000	0.000
United Kingdom	Market green rate (1)			0.853610							
Pigmeat	0.756267	-12.872	-11.4	0.761571	-12.085	-10.310	0.838723	- 1.775	0.0	- 9.199	10.131
Sheepmeat	0.702276	-21.549	-	0.707776	-20.605	-11.105	0.779553	- 9.500	-	- 9.207	10.141
Beef	0.733029	-16.450	-15.0	0.738632	-15.566	- 8.225	0.795232	- 7.341	-5.8	- 7.117	7.663
Poultry	0.709729	-20.273	-16.2	0.715249	-19.344	- 6.758	0.758185	-12.586	-4.5	- 5.663	6.003
Milk	0.709729	-20.273	-18.8	0.715249	-19.344	- 6.758	0.758185	-12.586	-11.1	- 5.663	6.003
Olive oil	0.704335	-21.194	-11.2	0.709837	-20.254	-10.754	0.779553	- 9.500	0.0	- 8.943	9.821
Other crop prod.	0.704335	-21.194	-19.7	0.709837	-20.254	-10.754	0.779553	- 9.500	- 8.0	- 8.943	9.821
Others	0.709729	-20.273	-	0.715249	-19.344	- 6.758	0.758185	-12.58	-	- 5.663	6.003

(1) Coefficient: 1.145109 reference week: 11.04.90 - 18.04.90 (MCAs applicable from 23.04.90)

(2) Dismantlement applicable at 1.10.1990 for sugar

AGRI-MONETARY DECISIONS - 1990/91 PRICES

FIXED MCAs

Decision of 27.04.1990

Applicable from 14.05.1990 or at the start of the marketing year

MEMBER STATE	Previous situation			1990/91 results of automatic dismantlement			New situation			Results Devaluation	Effect on prices
	Green rate	Real rate	Applied gap	Green rate	Real gap	Dismantlement	Green rate	Real gap	Applied gap		
Product group	Value of ECU in NC	point	point	Value of ECU in NC	point	point	Value of ECU in NC	point	point	%	%
Germany	Green central rate E (1)			2.34113							
Livestock prod.	2.35053	0.400	0.0			0.400	2.34113	0.000	0.0	0.402	- 0.400
Cereals	2.37360	1.368	0.0			0.000	2.37360	1.368	0.0	0.000	0.000
Others (2)	2.36110	0.846	0.0			0.846	2.34113	0.000	0.0	0.853	- 0.846
Netherlands	Green central rate (1)			2.63785							
Cereals	2.66089	0.866	0.0			0.000	2.66089	0.866	0.0	0.000	0.000
Others (2)	2.63785	0.000	0.0			0.000	2.63785	0.000	0.0	0.000	0.000
BLEU	Green central rate (1)			48.2868							
All products	48.2869	0.000	0.0			0.000	48.2869	0.000	0.0	0.000	0.000
France	Green central rate (1)			7.85183							
Pigmeat, beef	7.85183	0.000	0.0			0.000	7.85183	0.000	0.0	0.000	0.000
Others	7.69787	-2.000	0.0			- 2.000	7.85183	0.000	0.0	- 1.961	2.000
Denmark	Green central rate (1)			8.93008							
All products	8.93007	0.000	0.0			0.000	8.93007	0.000	0.0	0.000	0.000
Ireland	Green central rate (1)			0.873900							
Beef	0.873900	0.000	0.0			0.000	0.873900	0.000	0.0	0.000	0.000
Others	0.856765	-2.000	0.0			- 2.000	0.873900	0.000	0.0	- 1.961	2.000
Italy	Green central rate (1)			1751.67							
Pigmeat	1726.00	-1.487	0.0	1751.67	0.000	0.000	1751.67	0.000	0.0	0.000	0.000
Poultry	1709.00	-2.497	0.0	1751.67	0.000	0.000	1751.67	0.000	0.0	0.000	0.000
Dried fodder											
Cereals, oilseed	1700.00	-3.039	-1.5	1736.00	- 0.903	- 0.903	1751.67	0.000	0.0	- 0.895	0.903
Fresh fruit, tobacco	1717.00	-2.019	-	1751.67	0.000	0.000	1751.67	0.000	-	0.000	0.000
Wine	1703.00	-2.858	0.0	1739.00	- 0.729	- 0.729	1751.67	0.000	0.0	- 0.723	0.729
Olive oil	1709.00	-2.497	0.0	1751.67	0.000	0.000	1751.67	0.000	0.0	0.000	0.000
Others	1709.00	-2.497	-1.0	1751.67	0.000	0.000	1751.67	0.000	0.0	0.000	0.000

(1) Coefficient: 1.145109

(2) Dismantlement applicable from 1.1.1990 for sugar

PERCENTAGE VARIATION IN INTERVENTION PRICES FOR 1990/91 COMPARED WITH
PRICES ADOPTED FOR 1989/90 IN THE MEMBER STATES

ALL AGRICULTURAL PRODUCTS

	(1)	(2)	(3)	(4)	(5)
DEUTSCHLAND BR (WA)	-1.51	-1.90	-1.68	-2.07	-2.07
FRANCE (WA)	-0.65	+0.74	-0.84	+0.55	+0.55
ITALIA (WA)	-1.25	-1.04	-1.50	+0.88	+2.42
NEDERLAND (WA)	-1.90	-1.90	-2.07	-2.07	-2.07
BELGIQUE/BELGIE (WA)	-1.89	-1.89	-2.06	-2.06	-2.06
LUXEMBOURG (WA)	-0.61	-0.61	-0.83	-0.83	-0.83
UNITED KINGDOM (WA)	-0.76	+7.52	-0.93	+8.16	+9.05
IRELAND (WA)	-0.41	+0.73	-0.58	+0.56	+0.56
DANMARK (WA)	-2.29	-2.29	-2.45	-2.45	-2.45
ELLAS (WA)	-1.04	+2.52	-1.26	+8.93	+16.92
ESPANA (WA)	-0.40	-0.61	-0.63	-0.84	-0.56
PORTUGAL (WA)	+0.68	+0.68	+0.57	+4.17	+8.38
E.C. (WA)	-1.10	+0.26	-1.30	+0.83	+1.56

- (1) Variation in prices in ECU resulting from Council decision of 27.4.1990.
- (2) Variation in prices in national currency resulting from Council decision of 27.4.1990
- (3) Variation in prices in ECU resulting from Council decision of 27.4.1990 and fall in price of 0.171% due to automatic dismantlement of MCAs resulting from monetary realignment of 05.01.1990.
- (4) Variation in prices in national currency between those applicable on last day of 1989/90 marketing year and those applicable on first day of 1990/91 marketing year. Cumulative effects of changes in green rates following Council decisions and following automatic dismantling in 1st marketing year following realignment of 05.01.1990.
- (5) Total variation in prices in national currency. It is equal to the differences in NC effective on the first day of the 1989/90 marketing year and those effective on the first day of the 1990/91 marketing year.

WA: weighted average

PERCENTAGE VARIATION IN INTERVENTION PRICES FOR 1990/91 COMPARED WITH
PRICES ADOPTED FOR 1989/90 IN THE MEMBER STATES

E.C.

	(1)	(2)	(3)	(4)	(5)
CROP PRODUCTS	(WA)-0.21	+1.63	-0.45	+2.58	+3.62
COMMON WHEAT	(WA)+0.00	+3.03	-0.17	+3.35	+3.75
DURUM WHEAT	(WA)-3.52	-2.17	-3.68	-0.09	+2.05
BARLEY	(WA)+0.00	+2.97	-0.17	+3.14	+3.39
RYE	(WA)+0.00	+0.16	-0.17	+0.03	+0.08
MAIZE	(WA)+0.00	+1.48	-0.17	+2.39	+3.45
CEREALS	(WA)-0.28	+2.30	-0.45	+2.81	+3.41
PADDY RICE	(WA)+0.83	+1.10	+0.65	+3.19	+4.78
SUGARBEET	(WA)+0.00	+1.23	-0.17	+1.62	+2.06
OLIVE OIL	(WA)+1.63	+2.36	+1.46	+4.96	+7.74
RAPESEED	(WA)+0.00	+3.14	-0.17	+3.21	+3.35
SUNFLOWER SEED	(WA)+1.20	+2.57	+1.03	+2.94	+3.39
SOYA BEANS	(WA)+0.02	+1.07	-0.15	+2.72	+4.14
TABLE WINE	(WA)+0.38	+1.43	-0.61	+1.72	+2.8
RAW TOBACCO	(WA)-2.12	-0.19	-2.29	+3.15	+7.2
SWEET ORANGES	(WA)-7.50	-6.84	-7.66	-3.83	-1.2
MANDARINS	(WA)-7.50	-7.19	-7.66	-4.86	-2.8
LEMONS	(WA)-3.00	-2.56	-3.17	+0.11	+2.4
TABLE GRAPES	(WA)+0.00	+0.64	-0.17	+3.15	+5.3
APPLES	(WA)+0.00	+0.62	-0.17	+1.33	+2.0
PEARS	(WA)+0.00	+0.73	-0.17	+2.17	+3.50
PEACHES	(WA)+0.00	+0.89	-0.17	+3.32	+5.45
FRESH FRUIT	(WA)-1.27	-0.59	-1.44	+1.22	+2.84
CAULIFLOWERS	(WA)+0.00	+2.72	-0.17	+3.78	+4.75
TOMATOES	(WA)+0.00	+1.35	-0.17	+3.67	+5.73
FRESH VEGETABLES	(WA)+0.00	+1.60	-0.17	+3.69	+5.55
ANIMAL PRODUCTS	(WA)-1.64	-0.56	-1.81	-0.22	+0.33
MILK	(WA)+0.00	+1.23	-0.17	+1.66	+2.08
CATTLE AND MILK	(WA)+0.00	+0.84	-0.17	+1.25	+1.65
CATTLE	(WA)+0.00	+1.06	-0.17	+1.49	+1.90
PIGS	(WA)-6.60	-5.87	-6.76	-5.82	-5.06
SHEEP	(WA)+0.00	+3.09	-0.17	+3.73	+5.20
ALL PRODUCTS	(WA)-1.10	+0.26	-1.30	+0.83	+1.56

Footnote: see all agricultural products page

* Tr. note: much of this column illegible.

PERCENTAGE VARIATION IN INTERVENTION PRICES FOR 1990/91 COMPARED WITH
PRICES ADOPTED FOR 1989/90 IN THE MEMBER STATES

BELGIQUE/BELGIE

		(1)	(2)	(3)	(4)	(5)
CROP PRODUCTS	(WA)	+0.00	+0.00	-0.17	-0.17	-0.17
COMMON WHEAT		+0.00	+0.00	-0.17	-0.17	-0.17
BARLEY		+0.00	+0.00	-0.17	-0.17	-0.17
RYE		+0.00	+0.00	-0.17	-0.17	-0.17
CEREALS	(WA)	+0.00	+0.00	-0.17	-0.17	-0.17
SUGARBEET		+0.00	+0.00	-0.17	-0.17	-0.17
TABLE GRAPES		+0.00	+0.00	-0.17	-0.17	-0.17
APPLES		+0.00	+0.00	-0.17	-0.17	-0.17
PEARS		+0.00	+0.00	-0.17	-0.17	-0.17
FRESH FRUIT	(WA)	+0.00	+0.00	-0.17	-0.17	-0.17
CAULIFLOWERS		+0.00	+0.00	-0.17	-0.17	-0.17
TOMATOES		+0.00	+0.00	-0.17	-0.17	-0.17
FRESH VEGETABLES		+0.00	+0.00	-0.17	-0.17	-0.17
ANIMAL PRODUCTS	(WA)	-2.37	-2.37	-2.54	-2.54	-2.54
MILK		+0.00	+0.00	-0.17	-0.17	-0.17
CATTLE		+0.00	+0.00	-0.17	-0.17	-0.17
CATTLE AND MILK	(WA)	+0.00	+0.00	-0.17	-0.17	-0.17
PIGS		-6.60	-6.60	-6.76	-6.76	-6.76
SHEEP		+0.00	+0.00	-0.17	-0.17	-0.17
ALL PRODUCTS	(WA)	-1.89	-1.89	-2.06	-2.06	-2.06

Footnote: see all agricultural products page

PERCENTAGE VARIATION IN INTERVENTION PRICES FOR 1990/91 COMPARED WITH
PRICES ADOPTED FOR 1989/90 IN THE MEMBER STATES

DANMARK

		(1)	(2)	(3)	(4)	(5)
CROP PRODUCTS	(WA)	+0.00	+0.00	-0.17	-0.17	-0.17
COMMON WHEAT		+0.00	+0.00	-0.17	-0.17	-0.17
BARLEY		+0.00	+0.00	-0.17	-0.17	-0.17
RYE		+0.00	+0.00	-0.17	-0.17	-0.17
CEREALS	(WA)	+0.00	+0.00	-0.17	-0.17	-0.17
SUGARBEET		+0.00	+0.00	-0.17	-0.17	-0.17
RAPESEED		+0.00	+0.00	-0.17	-0.17	-0.17
APPLES		+0.00	+0.00	-0.17	-0.17	-0.17
PEARS		+0.00	+0.00	-0.17	-0.17	-0.17
FRESH FRUIT	(WA)	+0.00	+0.00	-0.17	-0.17	-0.17
CAULIFLOWERS		+0.00	+0.00	-0.17	-0.17	-0.17
TOMATOES		+0.00	+0.00	-0.17	-0.17	-0.17
FRESH VEGETABLES		+0.00	+0.00	-0.17	-0.17	-0.17
ANIMAL PRODUCTS	(WA)	-3.06	-3.06	-3.23	-3.23	-3.23
MILK		+0.00	+0.00	-0.17	-0.17	-0.17
CATTLE		+0.00	+0.00	-0.17	-0.17	-0.17
CATTLE AND MILK	(WA)	+0.00	+0.00	-0.17	-0.17	-0.17
PIGS		-6.60	-6.60	-6.76	-6.76	-6.76
SHEEP		+0.00	+0.00	-0.17	-0.17	-0.17
ALL PRODUCTS	(WA)	-2.29	-2.29	-2.45	-2.45	-2.45

Footnote: see all agricultural products page

PERCENTAGE VARIATION IN INTERVENTION PRICES FOR 1990/91 COMPARED WITH PRICES ADOPTED FOR 1989/90 IN THE MEMBER STATES

DEUTSCHLAND BR

		(1)	(2)	(3)	(4)	(5)
CROP PRODUCTS	(WA)	+0.00	-0.40	-0.17	-0.57	-0.5
COMMON WHEAT		+0.00	+0.00	-0.17	-0.17	-0.1
BARLEY		+0.00	+0.00	-0.17	-0.17	-0.1
RYE		+0.00	+0.00	-0.17	-0.17	-0.1
MAIZE		+0.00	+0.00	-0.17	-0.17	-0.1
CEREALS	(WA)	+0.00	+0.00	-0.17	-0.17	-0.1
SUGARBEET	*	+0.00	-0.85	-0.17	-1.02	-1.0
RAPESEED		+0.00	-0.85	-0.17	-1.02	-1.0
TABLE WINE	(WA)	+0.00	-0.85	-0.17	-1.02	-1.0
RAW TOBACCO	(WA)	+0.00	-0.85	-0.17	-1.02	-1.0
APPLES		+0.00	-0.85	-0.17	-1.02	-1.0
PEARS		+0.00	-0.85	-0.17	-1.02	-1.0
FRESH FRUIT	(WA)	+0.00	-0.85	-0.17	-1.02	-1.0
CAULIFLOWERS		+0.00	-0.85	-0.17	-1.02	-1.0
TOMATOES		+0.00	-0.85	-0.17	-1.02	-1.0
FRESH VEGETABLES	(WA)	+0.00	-0.85	-0.17	-1.02	-1.0
ANIMAL PRODUCTS	(WA)	-1.96	-2.35	-2.13	-2.52	-2.5
MILK		+0.00	-0.40	-0.17	-0.57	-0.5
CATTLE		+0.00	-0.40	-0.17	-0.57	-0.5
CATTLE AND MILK	(WA)	+0.00	-0.40	-0.17	-0.57	-0.5
PIGS		-6.60	-6.97	-6.76	-7.13	-7.1
SHEEP		+0.00	-0.40	-0.17	-0.57	-0.5
ALL PRODUCTS	(WA)	-1.51	-1.90	-1.68	-2.07	-2.0

*Tr. note: much of this column illegible.

Footnote: see all agricultural products page

* From 1.10.1990

PERCENTAGE VARIATION IN INTERVENTION PRICES FOR 1990/91 COMPARED WITH
PRICES ADOPTED FOR 1989/90 IN THE MEMBER STATES

		ESPANA				
		(1)	(2)	(3)	(4)	(5)
CROP PRODUCTS	(WA)	+2.25	+2.03	+1.93	+1.71	+1.71
COMMON WHEAT		+0.00	+0.00	-0.17	-0.17	-0.17
DURUM WHEAT		+1.78	+1.78	+1.61	+1.61	+1.61
BARLEY		+0.00	+0.00	-0.17	-0.17	-0.17
RYE		+0.00	+0.00	-0.17	-0.17	-0.17
MAIZE		+0.00	+0.00	-0.17	-0.17	-0.17
CEREALS	(WA)	+0.06	+0.06	-0.11	-0.11	-0.11
PADDY RICE		+3.87	+3.87	+3.69	+3.69	+3.69
SUGARBEET	*	+0.00	-0.46	-0.17	-0.63	-0.63
OLIVE OIL		+6.20	+5.53	+6.02	+5.35	+5.35
RAPESEED		+1.60	+1.60	+1.43	+1.43	+1.43
SUNFLOWER SEED		+4.00	+4.00	+3.82	+3.82	+3.82
SOYA BEANS		+3.60	+3.60	+3.42	+3.42	+3.42
TABLE WINE	(WA)	+8.48	+7.80	+6.98	+6.30	+6.30
RAW TOBACCO	(WA)	+0.00	-0.46	-0.17	-0.63	-0.63
ANIMAL PRODUCTS	(WA)	-2.32	-2.52	-2.49	-2.69	-2.21
MILK		+0.00	-0.64	-0.17	-0.81	-0.81
CATTLE		+0.00	+0.00	-0.17	-0.17	-0.17
CATTLE AND MILK	(WA)	+0.00	-0.37	-0.17	-0.54	-0.54
PIGS		-6.60	-6.50	-6.76	-6.66	-5.28
SHEEP		+0.00	-0.37	-0.17	-0.54	-0.54
ALL PRODUCTS	(WA)	-0.40	-0.61	-0.63	-0.84	-0.56

*Tr. note: much of this column illegible.

Footnote: see all agricultural products page

* From 1.10.1990

PERCENTAGE VARIATION IN INTERVENTION PRICES FOR 1990/91 COMPARED WITH
PRICES ADOPTED FOR 1989/90 IN THE MEMBER STATES

		FRANCE				
		(1)	(2)	(3)	(4)	(5)
CROP PRODUCTS	(WA)	-0.18	+1.82	-0.39	+1.61	+1.61
COMMON WHEAT		+0.00	+2.00	-0.17	+1.83	+1.83
DURUM WHEAT		-3.78	-1.86	-3.94	-2.02	-2.02
BARLEY		+0.00	+2.00	-0.17	+1.83	+1.83
RYE		+0.00	+2.00	-0.17	+1.83	+1.83
MAIZE		+0.00	+2.00	-0.17	+1.83	+1.83
CEREALS	(WA)	-0.11	+1.89	-0.28	+1.71	+1.71
PADDY RICE		+0.00	+2.00	-0.17	+1.83	+1.83
SUGARBEET *		+0.00	+2.00	-0.17	+1.83	+1.83
OLIVE OIL		+0.00	+2.00	-0.17	+1.83	+1.83
RAPESEED		+0.00	+2.00	-0.17	+1.83	+1.83
SUNFLOWER SEED		+0.00	+2.00	-0.17	+1.83	+1.83
SOYA BEANS		+0.00	+2.00	-0.17	+1.83	+1.83
TABLE WINE	(WA)	-1.11	+0.87	-1.68	+0.28	+0.28
RAW TOBACCO	(WA)	+0.00	+2.00	-0.17	+1.83	+1.83
TABLE GRAPES		+0.00	+2.00	-0.17	+1.83	+1.83
APPLES		+0.00	+2.00	-0.17	+1.83	+1.83
PEARS		+0.00	+2.00	-0.17	+1.83	+1.83
PEACHES		+0.00	+2.00	-0.17	+1.83	+1.83
FRESH FRUIT	(WA)	+0.00	+2.00	-0.17	+1.83	+1.83
CAULIFLOWERS		+0.00	+2.00	-0.17	+1.83	+1.83
TOMATOES		+0.00	+2.00	-0.17	+1.83	+1.83
FRESH VEGETABLES		+0.00	+2.00	-0.17	+1.83	+1.83
ANIMAL PRODUCTS	(WA)	-1.01	-0.08	-1.18	-0.25	-0.25
MILK		+0.00	+2.00	-0.17	+1.83	+1.83
CATTLE		+0.00	+0.00	-0.17	-0.17	-0.17
CATTLE AND MILK	(WA)	+0.00	+1.05	-0.17	+0.88	+0.88
PIGS		-6.60	-6.60	-6.76	-6.76	-6.76
SHEEP		+0.00	+2.00	-0.17	+1.83	+1.8
ALL PRODUCTS	(WA)	-0.65	+0.74	-0.84	+0.55	+0.55

Tr. note: illegible.

Footnote: see all agricultural products page

PERCENTAGE VARIATION IN INTERVENTION PRICES FOR 1990/91 COMPARED WITH
PRICES ADOPTED FOR 1989/90 IN THE MEMBER STATES

		ELLAS				
		(1)	(2)	(3)	(4)	(5)
CROP PRODUCTS	(WA)	-1.01	+2.69	-1.26	+9.63	+17.32
COMMON WHEAT		+0.00	+3.75	-0.17	+9.75	+17.46
DURUM WHEAT		-3.78	-0.17	-3.94	+5.61	+13.02
BARLEY		+0.00	+3.75	-0.17	+9.75	+17.46
RYE		+0.00	+3.75	-0.17	+9.75	+17.46
MAIZE		+0.00	+3.75	-0.17	+9.75	+17.46
CEREALS	(WA)	-1.19	+2.51	-1.36	+8.45	+16.06
PADDY RICE		+0.00	+3.74	-0.17	+13.02	+20.95
SUGARBEET		+0.00	+3.75	-0.17	+9.75	+17.46
OLIVE OIL		+0.00	+3.75	-0.17	+9.75	+17.46
SUNFLOWER SEED		+0.00	+3.74	-0.17	+13.02	+20.95
TABLE WINE	(WA)	+0.20	+3.96	-1.72	+8.05	+15.63
RAW TOBACCO	(WA)	-1.76	+1.92	-1.93	+7.82	+15.38
SWEET ORANGES		-7.50	-4.04	-7.66	+4.54	+11.88
MANDARINS		-7.50	-4.04	-7.66	+4.54	+11.88
LEMONS		-3.00	+0.63	-3.17	+9.63	+17.3*
TABLE GRAPES		+0.00	+3.74	-0.17	+13.02	+20.9
APPLES		+0.00	+3.74	-0.17	+13.02	+20.9
PEARS		+0.00	+3.74	-0.17	+13.02	+20.9
PEACHES		+0.00	+3.74	-0.17	+13.02	+20.9
FRESH FRUIT	(WA)	-2.23	+1.43	-2.39	+10.50	+18.2
CAULIFLOWERS		+0.00	+3.74	-0.17	+13.02	+20.9
TOMATOES		+0.00	+3.74	-0.17	+13.02	+20.9
FRESH VEGETABLES		+0.00	+3.74	-0.17	+13.02	+20.9
ANIMAL PRODUCTS	(WA)	-1.09	+2.21	-1.26	+7.69	+16.20
MILK		+0.00	+3.58	-0.17	+12.85	+20.77
CATTLE		+0.00	+3.58	-0.17	+12.85	+20.77
CATTLE AND MILK	(WA)	+0.00	+3.58	-0.17	+12.85	+20.77
PIGS		-6.60	-4.89	-6.76	-5.05	+7.36
SHEEP		+0.00	+3.69	-0.17	+6.01	+13.45
ALL PRODUCTS	(WA)	-1.04	+2.52	-1.26	+8.93	+16.92

*Tr. note: much of this column illegible.

Footnote: see all agricultural products page

PERCENTAGE VARIATION IN INTERVENTION PRICES FOR 1990/91 COMPARED WITH
PRICES ADOPTED FOR 1989/90 IN THE MEMBER STATES

IRELAND

		(1)	(2)	(3)	(4)	(5)
CROP PRODUCTS	(WA)	+0.00	+2.00	-0.17	+1.83	+1.83
COMMON WHEAT		+0.00	+2.00	-0.17	+1.83	+1.83
BARLEY		+0.00	+2.00	-0.17	+1.83	+1.83
CEREALS	(WA)	+0.00	+2.00	-0.17	+1.83	+1.83
SUGARBEET		+0.00	+2.00	-0.17	+1.83	+1.83
APPLES		+0.00	+2.00	-0.17	+1.83	+1.83
FRESH FRUIT	(WA)	+0.00	+2.00	-0.17	+1.83	+1.83
CAULIFLOWERS		+0.00	+2.00	-0.17	+1.83	+1.83
TOMATOES		+0.00	+2.00	-0.17	+1.83	+1.83
FRESH VEGETABLES	(WA)	+0.00	+2.00	-0.17	+1.83	+1.83
ANIMAL PRODUCTS	(WA)	-0.45	+0.61	-0.62	+0.44	+0.44
MILK		+0.00	+2.00	-0.17	+1.83	+1.83
CATTLE		+0.00	+0.00	-0.17	-0.17	-0.17
CATTLE AND MILK	(WA)	+0.00	+0.96	-0.17	+0.78	+0.78
PIGS		-6.60	-4.73	-6.76	-4.90	-4.90
SHEEP		+0.00	+2.00	-0.17	+1.83	+1.83
ALL PRODUCTS	(WA)	-0.41	+0.73	-0.58	+0.56	+0.56

Footnote: see all agricultural products page

PERCENTAGE VARIATION IN INTERVENTION PRICES FOR 1990/91 COMPARED WITH
PRICES ADOPTED FOR 1989/90 IN THE MEMBER STATES
ITALY

	(1)	(2)	(3)	(4)	(5)
CROP PRODUCTS (WA)	-1.11	-0.73	-1.42	+1.07	+2.69
COMMON WHEAT	+0.00	+0.90	-0.17	+2.86	+4.52
DURUM WHEAT	-3.78	-2.91	-3.94	-1.02	+0.58
BARLEY	+0.00	+0.90	-0.17	+2.86	+4.52
RYE	+0.00	+0.90	-0.17	+2.86	+4.52
MAIZE	+0.00	+0.90	-0.17	+2.86	+4.52
CEREALS (WA)	-1.32	-0.43	-1.49	+1.50	+3.14
PADDY RICE	+0.00	+0.00	-0.17	+2.32	+3.96
SUGARBEET	+0.00	+0.00	-0.17	+2.32	+3.96
OLIVE OIL	+0.00	+0.00	-0.17	+2.32	+3.96
RAPESEED	+0.00	+0.90	-0.17	+2.86	+4.52
SUNFLOWER SEED	+0.00	+0.90	-0.17	+2.86	+4.52
SOYA BEANS	+0.00	+0.90	-0.17	+2.86	+4.52
TABLE WINE (WA)	-0.63	+0.09	-1.70	+1.11	+2.74
RAW TOBACCO (WA)	-4.11	-4.11	-4.28	-2.34	-0.78
SWEET ORANGES	-7.50	-7.50	-7.66	-5.80	-4.29
MANDARINS	-7.50	-7.50	-7.66	-5.80	-4.29
LEMONS	-3.00	-3.00	-3.17	-1.22	+0.36
TABLE GRAPES	+0.00	+0.00	-0.17	+1.84	+3.47
APPLES	+0.00	+0.00	-0.17	+1.84	+3.47
PEARS	+0.00	+0.00	-0.17	+1.84	+3.47
PEACHES	+0.00	+0.00	-0.17	+1.84	+3.47
FRESH FRUIT (WA)	-1.92	-1.92	-2.08	-0.11	+1.49
CAULIFLOWERS	+0.00	+0.00	-0.17	+1.84	+3.47
TOMATOES	+0.00	+0.00	-0.17	+1.84	+3.47
FRESH VEGETABLES	+0.00	+0.00	-0.17	+1.84	+3.47
ANIMAL PRODUCTS (WA)	-1.45	-1.45	-1.62	+0.63	+2.06
MILK	+0.00	+0.00	-0.17	+2.32	+3.96
CATTLE	+0.00	+0.00	-0.17	+2.32	+3.96
CATTLE AND MILK (WA)	+0.00	+0.00	-0.17	+2.32	+3.96
PIGS	-6.60	-6.60	-6.76	-5.37	-4.71
SHEEP	+0.00	+0.00	-0.17	+2.32	+3.96
ALL PRODUCTS (WA)	-1.25	-1.04	-1.50	+0.88	+2.42

Footnote: see all agricultural products page

PERCENTAGE VARIATION IN INTERVENTION PRICES FOR 1990/91 COMPARED WITH
PRICES ADOPTED FOR 1989/90 IN THE MEMBER STATES

LUXEMBOURG

		(1)	(2)	(3)	(4)	(5)
CROP PRODUCTS	(WA)	+0.21	+0.21	-0.38	-0.38	-0.38
COMMON WHEAT		+0.00	+0.00	-0.17	-0.17	-0.17
BARLEY		+0.00	+0.00	-0.17	-0.17	-0.17
RYE		+0.00	+0.00	-0.17	-0.17	-0.17
CEREALS	(WA)	+0.00	+0.00	-0.17	-0.17	-0.17
SUGARBEET		+0.00	+0.00	-0.17	-0.17	-0.17
RAPESEED		+0.00	+0.00	-0.17	-0.17	-0.17
TABLE WINE	(WA)	+1.60	+1.60	-1.77	-1.77	-1.77
APPLES		+0.00	+0.00	-0.17	-0.17	-0.17
FRESH FRUIT	(WA)	+0.00	+0.00	-0.17	-0.17	-0.17
ANIMAL PRODUCTS	(WA)	-0.71	-0.71	-0.88	-0.88	-0.88
MILK		+0.00	+0.00	-0.17	-0.17	-0.17
CATTLE		+0.00	+0.00	-0.17	-0.17	-0.17
CATTLE AND MILK	(WA)	+0.00	+0.00	-0.17	-0.17	-0.17
PIGS		-6.60	-6.60	-6.76	-6.76	-6.76
ALL PRODUCTS	(WA)	-0.61	-0.61	-0.83	-0.83	-0.83

Footnote: see all agricultural products page

PERCENTAGE VARIATION IN INTERVENTION PRICES FOR 1990/91 COMPARED WITH
PRICES ADOPTED FOR 1989/90 IN THE MEMBER STATES

		NEDERLAND				
		(1)	(2)	(3)	(4)	(5)
CROP PRODUCTS	(WA)	+0.00	+0.00	-0.17	-0.17	-0.17
COMMON WHEAT		+0.00	+0.00	-0.17	-0.17	-0.17
BARLEY		+0.00	+0.00	-0.17	-0.17	-0.17
RYE		+0.00	+0.00	-0.17	-0.17	-0.17
CEREALS	(WA)	+0.00	+0.00	-0.17	-0.17	-0.17
SUGARBEET		+0.00	+0.00	-0.17	-0.17	-0.17
RAPESEED		+0.00	+0.00	-0.17	-0.17	-0.17
TABLE GRAPES		+0.00	+0.00	-0.17	-0.17	-0.17
APPLES		+0.00	+0.00	-0.17	-0.17	-0.17
PEARS		+0.00	+0.00	-0.17	-0.17	-0.17
FRESH FRUIT	(WA)	+0.00	+0.00	-0.17	-0.17	-0.17
CAULIFLOWERS		+0.00	+0.00	-0.17	-0.17	-0.17
TOMATOES		+0.00	+0.00	-0.17	-0.17	-0.17
FRESH VEGETABLES		+0.00	+0.00	-0.17	-0.17	-0.17
ANIMAL PRODUCTS	(WA)	-2.17	-2.17	-2.34	-2.34	-2.34
MILK		+0.00	+0.00	-0.17	-0.17	-0.17
CATTLE		+0.00	+0.00	-0.17	-0.17	-0.17
CATTLE AND MILK	(WA)	+0.00	+0.00	-0.17	-0.17	-0.17
PIGS		-6.60	-6.60	-6.76	-6.76	-6.76
SHEEP		+0.00	+0.00	-0.17	-0.17	-0.17
ALL PRODUCTS	(WA)	-1.90	-1.90	-2.07	-2.07	-2.07

Footnote: see all agricultural products page

PERCENTAGE VARIATION IN INTERVENTION PRICES FOR 1990/91 COMPARED WITH
PRICES ADOPTED FOR 1989/90 IN THE MEMBER STATES

		PORTUGAL				
		(1)	(2)	(3)	(4)	(5)
CROP PRODUCTS	(WA)	+0.96	+0.96	+0.89	+4.50	+8.72
SUGARBEET		+0.00	+0.00	-0.17	+3.40	+7.58
OLIVE OIL		+1.00	+1.00	+0.93	+4.54	+8.76
ANIMAL PRODUCTS	(WA)	+0.00	+0.00	-0.17	+3.40	+7.58
SHEEP		+0.00	+0.00	-0.17	+3.40	+7.58
ALL PRODUCTS	(WA)	+0.68	+0.68	+0.57	+4.17	+8.38

Footnote: see all agricultural products page

PERCENTAGE VARIATION IN INTERVENTION PRICES FOR 1990/91 COMPARED WITH
PRICES ADOPTED FOR 1989/90 IN THE MEMBER STATES

UNITED KINGDOM

		(1)	(2)	(3)	(4)	(5)
CROP PRODUCTS	(WA)	+0.00	+9.82	-0.17	+10.49	+10.95
COMMON WHEAT		+0.00	+9.82	-0.17	+10.49	+10.95
BARLEY		+0.00	+9.82	-0.17	+10.49	+10.95
RYE		+0.00	+9.82	-0.17	+10.49	+10.95
CEREALS	(WA)	+0.00	+9.82	-0.17	+10.49	+10.95
SUGARBEET		+0.00	+9.82	-0.17	+10.49	+10.95
RAPESEED		+0.00	+9.82	-0.17	+10.49	+10.95
APPLES		+0.00	+9.82	-0.17	+10.49	+10.95
PEARS		+0.00	+9.82	-0.17	+10.49	+10.95
FRESH FRUIT	(WA)	+0.00	+9.82	-0.17	+10.49	+10.95
CAULIFLOWERS		+0.00	+9.82	-0.17	+10.49	+10.95
TOMATOES		+0.00	+9.82	-0.17	+10.49	+10.95
FRESH VEGETABLES		+0.00	+9.82	-0.17	+10.49	+10.95
ANIMAL PRODUCTS	(WA)	-1.15	+6.30	-1.32	+6.93	+8.05
MILK		+0.00	+6.00	-0.17	+6.64	+7.10
CATTLE		+0.00	+7.66	-0.17	+8.30	+8.77
CATTLE AND MILK	(WA)	+0.00	+6.67	-0.17	+7.31	+7.77
PIGS		-6.60	+2.86	-6.76	+3.41	+7.61
SHEEP		+0.00	+10.14	-0.17	+10.81	+11.28
ALL PRODUCTS	(WA)	-0.76	+ 7.52	-0.93	+8.16	+9.05

Footnote: see all agricultural products page

GREEN EUROPE

Newsletters issued since 1988

1/88	Restoring equilibrium on agricultural markets	FR, EN, DE, DA, IT, NL, GR, ESP, PORT
Special issue	Agricultural prices 1989/1991 and related measures - Commission proposals	FR, EN
1/89	Agricultural prices 1989/1990 - Council decisions	FR, EN, DE, DA, IT, NL, GR, ESP, PORT
2/89	Agricultural prices 1990/1991 and related measures - Commission proposals	FR, EN
1/90	From agriculture to consumers	FR, EN, DE, DA, IT, NL, GR, ESP, PORT
2/90	Community research programme in agriculture	FR, EN, DE, DA, IT, NL, GR, ESP, PORT
3/90	Restoring equilibrium on agricultural markets (new edition, revised and updated)	FR, EN, DE, DA, IT, NL, GR, ESP, PORT
4/90	Agricultural prices 1990/1991 - Council decisions	FR, EN, DE, DA, IT, NL, GR, ESP, PORT

**COMMISSION
OF THE EUROPEAN
COMMUNITIES**

Directorate-General Information,
Communication, Culture

Rue de la Loi 200, B-1049 Brussels

**Bureau en Belgique
Bureau in België**
Rue Archimède 73
Archimedesstraat 73
1040 Bruxelles – 1040 Brussel
Tél.: 235.11.11/235.38.44

Kontor i Danmark
Højbrohus
Østergade 61
Postbox 144
1004 København K
Tlf.: 14.41.40

**Vertretung in der
Bundesrepublik Deutschland**
Zitelmannstraße 22
5300 Bonn
Tel.: 53.00.90
Außenstelle Berlin
Kurfürstendamm 102
1000 Berlin 31
Tel.: 892.40.28
Vertretung in München
Erhardtstraße 27
8000 München
Tel.: 202.10.11

Oficina en España
Calle de Serrano 41
5ª planta
Madrid 1
Tel.: 435.17.00

Bureaux de représentation en France
Bureau à Paris
288, Bld St Germain
75007 Paris
Tél.: 40.63.40.99
Bureau à Marseille
C.M.C.I./Bureau 320
2, rue Henri-Barbusse
13241 Marseille Cedex 01
Tél. 91.91.46.00

Γραφείο στην Ελλάδα
2, Vassilissis Sofia
T.K. 11002
Athina 10674
Tel.: 724.39.82

Office in Ireland
39 Molesworth Street
Dublin 2
Tel.: 71.22.44

Ufficio in Italia
Via Poli, 29
00187 Roma
Tel.: 678.97.22
Ufficio a Milano
Corso Magenta 61
20123 Milano
Tel.: 80.15.05

Bureau au Luxembourg
Bâtiment Jean Monnet
Rue Alcide de Gasperi
2920 Luxembourg
Tél.: 430.11

Bureau in Nederland
Korte Vijverberg 5
2513 AB Den Haag
Tel.: 46.93.26

Gabinete em Portugal
Centro Europeu Jean Monnet
Rua do Salitre 56
1200 Lisboa
Tel.: 154.11.44

Office in the United Kingdom
8 Storey's Gate
London SW1 P 3 AT
Tel.: 222.81.22

Office in Northern Ireland
Windsor House
9/15 Bedford Street
Belfast BT2 7EG
Tel.: 24.07.08

Office in Wales
4 Cathedral Road
Cardiff CF1 9SG
Tel.: 37.16.31

Office in Scotland
7 Alva Street
Edinburgh EH2 4PH
Tel.: 225.20.58