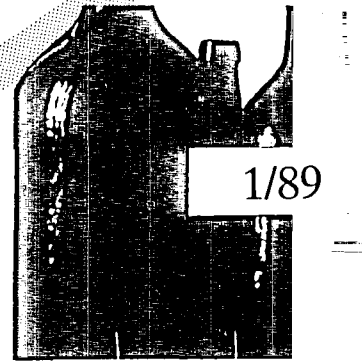







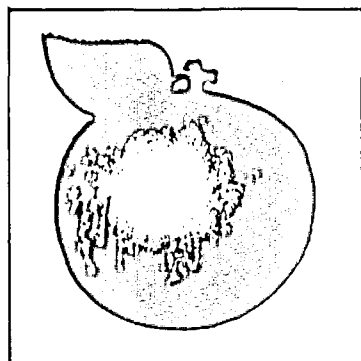




GREEN EUROPE

farm prices 1989/1990



Council decisions

GREEN EUROPE

DECISIONS ON THE AGRICULTURAL PRICES 1989/90

Originating Department DG VI-01

Introduction

On 22 April, after a meeting lasting five days, the Council of Ministers reached unanimous agreement on the agricultural prices for 1989/90. Not since 1984 have the price negotiations ended so early in the year.

The Council decision does not deviate, on fundamentals, from the Commission proposals and reaffirms the policy adopted in recent years. It includes a freeze on prices in ecus, except for sugar, citrus fruit and durum wheat, for which the prices have been cut. It also provides for the reinforcement of measures to assist small producers and farmers in less favoured areas, especially those producing durum wheat (by increasing the aid in the traditional producing regions and extending it to new regions in the case of Spain and Greece), olive oil (by altering the definition of a small producer) and milk (by eliminating the co-responsibility levy for less-favoured areas and adjusting it, in other areas, in relation to the quantity produced).

The Council also decided to shorten by one month the period in which market intervention measures apply to cereals, rice and oilseeds and to continue to dismantle the monetary compensatory amounts. The stabilizers scheme was extended to include apples and cauliflowers.

The reductions in the co-responsibility levies in the milk sector will be offset by a reduction (of 2%) in the intervention price for butter and by other market management measures.

The price rises in national currency determined by the dismantling of the negative MCAs will continue, on the whole, to be lower than the rate of inflation in the countries concerned.

For speed of consultation the Council results are presented this year in the form of a summary table containing the Commission's original proposals, Parliament's position and the Council decisions.

The price proposals for 1989/90 and the related measures presented by the Commission to the Council were published in a special issue of Green Europe at the beginning of 1989.

CONTENTS

	Page
Council decisions on the agricultural prices for 1989/90 and related measures.....	1
Raw tobacco: MQs, 1989 and 1990 harvests.....	17
Price decisions in ECU for individual agricultural products.....	18
Agri-monetary decisions.....	23
Commission and Council undertakings given during the meeting held in April 1989 at which the agricultural prices were fixed for 1989/90.....	25
Percentage changes in support prices arising from the fixing of the prices and the agri-monetary measures.....	28
Percentage variations in intervention prices for 1989/90 compared with the prices adopted for 1988/89 in the Member States.....	29
Percentage variations in intervention prices for 1989/90 compared with the prices adopted by product for 1988/89.....	30

AGRICULTURAL PRICES AND RELATED MEASURES 1989/90

Product group	Original Commission proposal	Parliament's amendments	Council decision
Cereals	<u>Intervention prices:</u> To maintain them at the 1988/89 level (3% reduction) Wheat of breadmaking quality ECU 179.44/t (same for maize) Feed wheat: ECU 170.47/t (same: barley - sorghum - rye) Durum wheat: Reduction of 5.52%, i.e. ECU 261.09/t instead of ECU 276.34/t Spain: ECU 222.51/t	Increase in the price of maize for human consumption	Commission proposal
	<u>Aid for durum wheat:</u> + 11.13%, i.e. ECU 152.30/ha instead of ECU 137.05/ha, and ECU 78.94/ha for Spain	<u>Price of durum wheat</u> Increase of 0.7%	+16% or ECU 158.98/ha (Spain ECU 80.61/ha). The aid is granted also to the region of Thrace and to the Provinces of Navarre, Toledo, Zamora and Salamanca
	<u>Intervention period:</u> One month reduction for 1989/90 September to end of May: Southern countries* November to end of May: Other Member States Reduction of a further 2 months for 1990/91 November to May: Southern countries* January to May: Other Member States	Maintenance of intervention period as in 1988/89	One month reduction compared with 1988/89 Southern countries*: 1 August to 30 April Other Member States: 1 November to 31 May No decision for 1990/91
<u>Monthly increases:</u> To reduce their number to: 6 for 1989/90 (December to May) 4 for 1990/91 (February to May). To reduce the amount by 25%. For maize and sorghum, the September monthly increase does not apply to the threshold price.	Maintenance of the monthly increases as in 1988/89	No reduction in the number of monthly increases for 1989/90. No decision for 1990/91. Reduction of 12.5% in the amounts as against those in force during 1989/90.	

* Southern countries: Portugal - Spain - Greece - Italy.

Product group	Original Commission proposal	Parliament's amendments	Council decision
	<u>Special premium:</u> 2% of the intervention price for common wheat of breadmaking quality, i.e. ECU 3.48/t. For breadmaking rye the special premium proposed is ECU 8.70/t.		Commission proposal
	<u>Co-responsibility levy:</u> 3% of the intervention price or ECU 5.22/t instead of ECU 5.38/t.	Exemption for the first 50 t. No payment of co-responsibility levy before payment for cereals	Commission proposal
	<u>Target price</u> Reduction of around 1% for common wheat, barley, rye, maize and sorghum. Reduction for durum wheat of 5.83%, i.e. to ECU 315.39/t. Transfer of responsibility to the Commission for adjusting the target prices in the event of a reduction in the intervention price when the maximum guaranteed quantity is exceeded.	Increase for maize for human consumption	Commission proposal
	<u>Monthly increases applicable to the target price and the threshold price:</u> Number limited to 9 instead of 10 in 1989/90 and to 7 in 1990/91.	See also above as regards the position relating to monthly increases.	Adapted by analogy with the decisions on the intervention prices.
Rice	<u>Intervention price</u> To maintain the intervention price for paddy rice at the 1988/89 level, i.e. ECU 314.19/t. <u>Target price</u> To reduce the target price for husked rice by 0.54% vis-à-vis the target price for 1988/89, i.e. ECU 546.88/t instead of 549.85/t.		Commission proposal

Product group	Original Commission proposal	Parliament's amendments	Council decision
	<p>For Spain the intervention price for paddy rice is ECU 281.52/t (+ 4.02%) and the target for husked rice is ECU 546.88/t (-0.54%).</p> <p><u>Intervention</u> Intervention period from 1 January to 31 July for 1989/90 and from 1 March to 31 July for 1990/91.</p>	<p>Maintenance of the same intervention period as for 1988/89</p>	<p>Intervention from 1 January to 31 July for 1989/90. No decision for 1990/91.</p>
	<p><u>Monthly increases</u> Reduction of 25% in the monthly increases for the intervention price and the target price and a reduction in their number to 6 (February to July) for 1989/90 and to 4 (April to July) for 1990/91. (ECU 1.77/t for the intervention price and the buying-in price and ECU 2.21/t for the target price).</p>	<p>Maintenance of monthly increases identical with those for 1988/89</p>	<p>Reduction in the amount of the monthly increases of 12.5% on those applicable for 1988/89.</p>
	<p>To reduce the number of monthly increases for the target price and the threshold price, thereby shortening the period of application of the monthly increases to 9 months (November to July) for 1989/90 and to 7 months (January to July) for 1990/91.</p>		<p>Maintenance of the same number of monthly increases as in 1988/89. No decision for 1990/91.</p>
	<p><u>Aid for the production of Indica varieties</u> Reduction of the aid for 1989/90 sowings from ECU 330 ha to ECU 300 ha (- 9.09%).</p>	<p>Maintenance of the aid for certain varieties of rice only</p>	<p>Commission proposal</p>
<u>Sugar</u>	<p><u>Prices</u> Reduction of 5% in the basic price for beet (basic price ECU 38.85/t delivery to collection centre). Target price: ECU 54.18/kg (white sugar). Intervention price: ECU 51.47/100 kg (areas capable of meeting internal demand, except Spain)</p>	<p>Maintenance of 1988/89 prices for the next marketing year</p>	<p>Reduction of 2% in the price for sugar beet and the intervention price for white sugar for 1989/90</p>

Product group	Original Commission proposal	Parliament's amendments	Council decision
			<p>The margin available for raw sugar refineries will not be reduced by a percentage higher than the margin available for the processors of sugar beet into white sugar. Italy will continue to grant the national aid provided for in Article 46 of Regulation (EEC) No 1785/81 for 1989/90 and 1990/91 to the extent respectively of 90% and 80% of the overall financial undertaking in ECU as authorized already for 1988/89. The national aid in the French overseas departments is maintained at the level for 1988/89 pending the adoption of measures as part of the Poseidon programme. The intervention price for white sugar will be maintained at the level for 1988/89 for sugar stocks on 30 June 1989 disposed of during the period 1 July to 30 September 1989.</p>
	<p><u>Monthly repayment of storage costs</u> Reduction of 4.1% from ECU 0.49/t in 1988/89 to ECU 0.47/t in 1989/90.</p>		<p>Reduction of 2% from ECU 0.49/t to ECU 0.48/t</p>
<p><u>Olive oil</u></p>	<p>Prices: Target price: ECU 3 225.6/t (all countries). Intervention price: ECU 2 162.4/t (unchanged). Spain: ECU 1 652.10/t (+ 6%) Portugal: ECU 2 058.7/t (+ 10%)</p>		<p>Commission proposal</p>

Product group	Original Commission proposal	Parliament's amendments	Council decision
	<u>Production aid:</u> ECU 709.5/t unchanged as against 1988/89 ECU 333.6/t for Spain (+ 23%) ECU 283.8/t for Portugal (+ 33%) Production aid for olive growers producing less than 300 kg: Spain : ECU 369.1/t Portugal : ECU 319.3/t Community : ECU 817.6/t	Increase of ECU 100/t in the production aid for olive oil Replace 300 kg by 450 kg (aid amounts unchanged)	Commission proposal Replace 300 kg by 400 kg. Aid amount in line with Commission proposal
	<u>Financing of the cost of producers' organizations</u> The amount withheld for financing producers' organizations is calculated on the basis of a fixed percentage of 1.5% of the production aid		Commission proposal
	<u>Aid for improving the production quality</u> Maintenance at 2% of the level of the aid withheld to improve quality.		Commission proposal
Oilseeds Rape and sunflower seed	<u>Prices:</u> maintenance of the common prices at the levels adopted for 1988/89 Rapeseed: target price: ECU 45.02/100 kg; Intervention price: ECU 40.76/100 kg Sunflower seed: target price: ECU 58.35/100 kg Intervention price: ECU 53.47/100 kg. For Spain: Rapeseed: target price: ECU 41.45/100 kg Intervention price: ECU 37.19/100 kg Sunflower seed: target price: ECU 48.00/100 kg Intervention price: ECU 43.12/100 kg		Commission proposal

Product group	Original Commission proposal	Parliament's amendments	Council decision
	<p><u>Premium:</u> Maintenance of the premium to be applied to the target price and intervention price for the double-low varieties of rapeseed at the same level as in 1988/89, i.e. ECU 2.50/100 kg.</p>	<p>Increase the premium by ECU 10/t for the double-low varieties of rapeseed</p>	<p>Commission proposal (deferment until 1992/93 of the payment of aid for the double-low varieties only. The aid will continue, however, to be paid for varieties with a high erucic acid content where they are intended for industrial uses).</p>
	<p><u>Intervention period:</u> One month reduction for 1989/90 September to end of May: Spain and Portugal November to end of May: Other Member States Further two-month reduction for 1990/91 November to May: Spain and Portugal January to May: Other Member States</p>	<p>The intervention period to remain as in 1988/89</p>	<p>Reduction of 1 month as against 1988/89. Spain and Portugal: 1 August to 30 April Other Member States: 1 November to 31 May No decision for 1990/91.</p>
	<p><u>Monthly increases</u> Reduction of 25% in the monthly increases, the number being reduced gradually from 7 to 4 as follows: 6 increases from December 1989 for 1989/90 4 increases from February 1991 for 1990/91</p>	<p>Maintenance of the monthly increase for oilseeds</p>	<p>Reduction of 12.5% in the amount of the monthly increases. No reduction in their number as against 1988/89. No decision concerning 1990/91.</p>
Soyabeans	<p><u>Prices:</u> Maintenance of the common prices for 1989/90 at the level for the preceding year, except for Spain. Guide price: ECU 55.85/100 kg, except for Spain: ECU 45.99/100 kg Minimum price: ECU 48.94/100 t, except for Spain: ECU 39.08/100 kg</p>		<p>Commission proposal</p>

Product group	Original Commission proposal	Parliament's amendments	Council decision
	<u>Aid:</u> Fixing of forward aid on the basis of world market prices with the possibility of suspending advance fixing of the aid		Commission proposal

Product group	Original Commission proposal	Parliament's amendments	Council decision
<u>Flax</u>	<p><u>Prices:</u> Maintenance of the guide price at the level adopted for 1988/89, i.e. ECU 55.41/100 kg and for Spain: ECU 49.68/100 kg.</p>		Commission proposal
<u>Protein crops</u>	<p><u>Prices:</u> (a) <u>Minimum purchase price</u> Peas ECU 25.77/100 kg (EUR 12) Field beans ECU 23.47/100 kg (EUR 12) - 6% Sweet lupins ECU 28.09/100 kg (Spain) Sweet lupins ECU 28.90 (Other Member States) (b) <u>Guide price</u> Peas, field beans ECU 29.52/100 kg (EUR 12) (c) <u>Activating threshold price</u> Peas, field beans ECU 44.76/100 kg (EUR 12) Sweet lupins ECU 40.95/100 kg (Spain) Sweet lupins ECU 43.05/100 kg (Oth. Mem.States)</p>	<p>Increase of 6% in the aid for peas and field beans</p>	<p>Commission proposal except for a 4% reduction in the minimum price for field beans, and alignment on the level of the common prices for sweet lupins in Spain</p>
	<p><u>Monthly increases</u> Reduction of 25% in the amount of the monthly increases and gradual reduction in their number from 8 to 4. Application during 7 months (instead of 8) in 1989/90 (5 months in 1990/91).</p>	<p>Maintenance of the monthly increases as for 1988/89</p>	<p>Reduction of 12.5% in the amount of the monthly increases applicable during 1988/89. Maintenance of the number of months of application as in 1988/89</p>
<u>Dried fodder</u>	<p><u>Prices:</u> Maintenance of the guide price at the level for 1988/89, i.e. ECU 178.92/t and ECU 165.68/t instead of ECU 161.27/t for Spain, i.e. + 2.7%</p>		Commission proposal
	<p><u>Quality:</u> Stepping up of the quality criteria for the granting of the production aid: increase of protein content from 14% to 15%</p>		<p>Minimum protein content of 15% from the 1990/91 marketing year onwards</p>

Product group	Original Commission proposal	Parliament's amendments	Council decision
<u>Textile fibres</u> Cotton	<u>Prices:</u> The guide price for 1989/90 is maintained at its existing level, i.e. ECU 96.02/100 kg. The minimum price for unginned cotton was fixed in 1988/89 at ECU 91.23/100 kg, and will remain unchanged for 1989/90.	To limit the aid to a certain number of hectares	Commission proposal
	<u>Maximum guaranteed quantity</u> unchanged for 1989/90 = 752 000 tonnes of unginned cotton		Commission proposal
Fibre flax	<u>Aid:</u> Increase in the amount from ECU 355.09/ha in 1988/89 to ECU 375/ha in 1989/90 and increase in the amount withheld from ECU 35.51/ha to ECU 37.5/ha. The amount of aid withheld (10%) is earmarked for funding promotional measures and the search for new markets. The aid for Spain and Portugal is ECU 207.89/ha).	No increase in aid	Commission proposal
Hemp	<u>Aid:</u> The aid per ha is ECU 340/ha for 1989/90 instead of ECU 322.48 ha for 1988/89). For Spain and Portugal the amount of aid is ECU 188.66 ha.		Commission proposal
	<u>Aid for hemp seed</u> The aid of ECU 250/ha fixed at a flat rate in 1988/89 will be kept at the same level in 1989/90.		Commission proposal
<u>Silkworms</u>	<u>Aid:</u> The aid of ECU 112/box is kept at the same level as in 1988/89. For Spain and Portugal the amount is ECU 63.76/box (an increase of 34%).	Increase in the aid of 7%	Commission proposal

Product group	Original Commission proposal	Parliament's amendments	Council decision
Wine	<u>Guide price for 1989/90</u> Reduction of 2.5% as against 1988/89 for types R I and R II and increase of 2% for type A I. For Spain: increase in the guide price for table wine compared with 1988/89 R I + 6.02% R II + 6.02% R III + 8.59% A I + 10.80% A II + 8.61% A III + 8.61%	Price increase of 2.4% for types R I and R II, and of 0.6% for type A I	Commission proposal For Spain: R I + 8% R II + 8% R III + 8.59% A I + 9.52% A II + 8.61% A III + 8.61%
	<u>Guide price for 1990/91</u> Irrespective of any price changes adopted for 1990/91, the guide prices for wines of types R I and R II will be reduced by 1.1% as against the price for 1988/89 and the guide prices for white wine of type A I will be increased by 1.9% from their 1988/89 level. Spain: Guide prices during 1989/90 will be increased for the fourth time by one quarter of the gap between the institutional prices in Spain and in the Community.	No single guide price for types R II and A I in 1990/91	No Council decision on the level of prices for 1990/91
	As allowed in the case of preventive distillation, it will be permitted to present for compulsory distillation (in addition to table wines) wines suitable for yielding table wines whose alcohol content is 0.5% too low.		Commission proposal
	Replanting: the right to replant must be devised in such a way as to prevent certain replanting with vines of a different category		Commission proposal

Product group	Original Commission proposal	Parliament's amendments	Council decision
			<p>The Member States are authorized to grant national private storage aid for the conclusion of short-term contracts for table wines and musts.</p> <p>The words "table wine" need no longer appear on the label provided that the words "Vin de pays", "Vino tipico", "Vino de la tierra" or any other words provided for in Article 2(3)(i) of Regulation (EEC) No 355/79 are already shown. This new provision will not affect the application of the distillation measures for the wines in question.</p>
<u>Fruit and vegetables</u>	<p><u>Prices:</u></p> <p>Basic prices for 1989/90 to remain at the level for 1988/89 except for citrus fruit:</p> <p>for 1989/90: reduction of 7.5% in the basic price for mandarins, satsumas, oranges and clementines.</p> <p>for 1990/91: new reduction of 7.5% in the basic price for mandarins, satsumas, oranges and clementines.</p>	<p>No change in the coefficients for sweet oranges, mandarins, satsumas and clementines. No reduction for citrus fruit in 1990/91 but reduction of 3% for 1989/90.</p>	<p>Commission proposal except for the proposed reduction for satsumas and clementines (prices unchanged)</p> <p>(no decision for 1990/91)</p>

Product group	Original Commission proposal	Parliament's amendments	Council decision
			All varieties of oranges withdrawn from the market may be used for processing into juice. Satsumas and clementines withdrawn from the market may be processed into segments.

Product group	Original Commission proposal	Parliament's amendments	Council decision
			The timetable for fixing the basic and buying-in prices for table grapes is prolonged until 21 Nov.
	<u>Marketing premiums for certain varieties of oranges and mandarins</u> Unchanged for 1989/90 as compared with 1988/89		Commission proposal
	<u>Thresholds for cauliflowers</u> Fixing of an intervention threshold of 3% of average production intended to be consumed fresh	Intervention threshold of 5% instead of 3%	Commission proposal
	<u>Thresholds for apples</u> Fixing of an intervention threshold of 3% for 1991/92 calculated on the basis of average consumption for the last five years	Intervention threshold of 5% instead of 3%. Establishment of a register of trees for the fruit	Fixing of a threshold of 6% for 1989/90, 4% for 1990/91 and 3% for 1991/92.
<u>Processed fruit and vegetables</u>	<u>Tomato quotas:</u> Portugal: different allocation of quotas to processing industries.		Portugal may transfer 20 000 t from the quota for tomato concentrate to the quota for other tomato products.
	<u>Quota for Williams pears</u> Conversion of the quota for Williams pears into a guarantee threshold and addition of 500 tonnes of Rocha pears, making 102 805 t (instead of 102 305 t).		Commission proposal

|
=
|

Product group	Original Commission proposal	Parliament's amendments	Council decision
			- producers of less than 60 000 kg (quota): 1% - producers of more than 60 000 kg: 1.5%. To ensure the budgetary neutrality of this decision, the intervention price for butter is reduced by 2% from 1 May 1989 onwards.
	<u>Aid for skimmed milk powder:</u> (for use in animal feed), reduction of the range from ECU 60 - 90 to ECU 40 - 70/100 kg.		The range for skimmed milk powder for calves is fixed at ECU 50 - 80/100 kg.
	<u>Restructuring of milk production in Spain</u> Community contribution towards the financing of restructuring: 50%.		Community contribution fixed at 75% but not exceeding ECU 42 million.
	<u>Temporary suspension in Italy</u> Community financing of the implementation of the arrangements for the temporary suspension of part of the reference quantities in Italy for the sixth, seventh and eighth implementation periods. The producers concerned will receive compensation for the quantities suspended. The compensation will be: - for the sixth 12-month period: ECU 8/100 kg - for the seventh 12-month period: ECU 7/100 kg - for the eighth 12-month period: ECU 6/100 kg		Commission proposal
<u>Beef/veal</u>	<u>Guide price and intervention price</u> Maintenance of the guide price for adult bovine animals at its present level of ECU 205.02/100 kg live weight. The intervention price for quality R 3 carcasses is ECU 344/100 kg slaughter weight.		Commission proposal

Product group	Original Commission proposal	Parliament's amendments	Council decision
<u>Sheepmeat</u> <u>and</u> <u>goatmeat</u>	The prices for 1989 have already been fixed as part of the prices package for 1988/89 and no revision is planned for 1990.		Commission proposal

Product group	Original Commission proposal	Parliament's amendments	Council decision
<u>Pigmeat</u>	<u>Basic price:</u> Unchanged for the period 1 July 1989 to 30 June 1990, i.e. ECU 2 033.30/t.		Commission proposal
	<u>Standard quality:</u> Simplification of the definition of standard quality, which now covers three categories, and replacement by: carcasses weighing - 60 kg to 120 kg: Grade U 120 kg to 180 kg: Grade R		Commission proposal
	<u>Related measures:</u> Commencement of the twelve-month period on 1 July instead of 1 November and, by analogy, extension of this measure to the eggs and poultrymeat sectors.		Commission proposal
	<u>Representative markets</u> Updating of the lists by the Management Committee procedure rather than by a Council regulation.		Commission proposal
<u>Seed</u>	<u>Aid:</u> Differentiation between Japonica rice seed and Indica seed. Maintenance of the production aid for 1990/91 and 1991/92 at the present level. Reduction of the aid for Indica rice seed by 15% and for Japonica rice seed by 20%. Reduction of the aid by 3% for "Poa pratensis" and "Dactylis glomerata" and by 5% for "Vicia sativa".		Commission proposal
<u>Agri-monetary measures</u>	Abolition of all real monetary gaps for the Federal Republic of Germany and the Netherlands.	No reduction in prices arising from the dismantling of MCAs.	Federal Republic of Germany: dismantling to 0.4 points of the real monetary gaps for all animal products.

Product group	Original Commission proposal	Parliament's amendments	Council decision
	<p data-bbox="334 240 1004 329">Elimination in two stages, the first being at the beginning of 1989/90, i.e.: reduction of the monetary gap to 2 points:</p> <p data-bbox="334 455 809 482">Denmark - sheepmeat and goatmeat</p> <p data-bbox="334 575 957 602">France - all product groups except pigmeat</p> <p data-bbox="334 910 749 936">Ireland - all product groups</p> <p data-bbox="334 1121 1035 1387">For Italy, the United Kingdom and Spain, dismantling of a third of the real monetary gaps existing at 1 January 1989 in the sectors where MCAs are actually applied and in the sectors without MCAs where the gap is more than 1.5 points. For Greece, the dismantling proposed is intended to bring about an average price increase close to the inflation rate target for 1989 (12% to 13%). For Portugal,</p>		<p data-bbox="1484 240 1756 297">No dismantling for the other products</p> <p data-bbox="1484 332 1800 571">Netherlands: abolition of the monetary gap for all products except cereals. Abolition of remaining real monetary gaps for all product groups.</p> <p data-bbox="1484 575 1800 902">Reduction of the real monetary gap to 2.0 points except for pigmeat, the gap for which had already been dismantled, and for beef/veal, the existing remaining gap for which (-0.531 point) was totally abolished.</p> <p data-bbox="1484 907 1800 1113">Reduction of the real monetary gap to 2.0 points for all product groups except beef/veal where the existing gap (-2.0 points) is abolished.</p> <p data-bbox="1484 1118 1800 1236">Italy: dismantling of half the real monetary gap existing at 1 January.</p> <p data-bbox="1484 1241 1800 1387">United Kingdom: dismantling of half the real monetary gap existing at 24 April 1989 for all .../...</p>

Product group	Original Commission proposal	Parliament's amendments	Council decision
	abolition of the small negative monetary gaps which have come about.		products. For beef/veal, dismantling of the total monetary gap existing at 24 April 1989.

Product group	Original Commission proposal	Parliament's amendments	Council decision
			<p>Greece: dismantling of 16.5 points of the real monetary gaps for all products, except sheepmeat and the structures for which the monetary gap existing at 24 April 1989 will be dismantled.</p> <p>Spain: dismantling of one third of the real monetary gaps in force on 1 January 1989 for rice, olive oil, oilseeds, wine, fruit and vegetables, dried fodder, flax and hemp and silkworms.</p> <p>Portugal: total dismantling of the real monetary gap existing at 24 April 1989.</p>

Table 1

25.4.1989

Price Decisions in ECU for individual agricultural products

Product and type of price or amount (Period of application)	1988/89 Decisions		Decisions 1989/90		Spain			Portugal		
	Amounts (ECU/t)	% change	Amounts (ECU/t)	% change	Amounts in ECU/t 1988/89	Amounts in ECU/t 1989/90	% change	Amounts in ECU/t 1988/89	Amounts in ECU/t 1989/90	% change
1	2	3	4	5	6	7	8	9	10	11
Common wheat 1. 7.89-30. 6.90										
Target price	250,30	- 2,26	247,78	- 1,01	250,30	247,78	- 1,01	-	-	-
Intervention price breadmaking wheat (Intervention price feed wheat)	179,44	0	179,44	0	179,44	179,44	0	-	-	-
	170,47	0	170,47	0	170,47	170,47	0	-	-	-
Barley 1. 7.89-30. 6.90										
Target price	228,00	- 2,48	225,48	- 1,11	228,00	225,48	- 1,11	-	-	-
Intervention price	170,47	0	170,47	0	161,17	170,47	+ 5,75	-	-	-
Maize 1. 7.89-30. 6.90										
Target price	228,00	- 2,48	225,48	- 1,11	228,00	225,48	- 1,11	-	-	-
Intervention price	179,44	0	179,44	0	179,44	179,44	0	-	-	-
Sorghum 1. 7.89-30. 6.90										
Target price	228,00	- 2,48	225,48	- 1,11	228,00	225,48	- 1,11	-	-	-
Intervention price	170,47	0	170,47	0	161,17	170,47	+ 5,75	-	-	-
Rye 1. 7.89-30. 6.90										
Target price	228,00	- 2,48	225,48	- 1,11	228,00	225,48	- 1,11	-	-	-
Intervention price (3)	170,47	0	170,47	0	162,85	170,47	+ 4,66	-	-	-
Durum wheat 1. 7.89-30. 6.90										
Target price	334,91	- 6,57	315,39	- 5,83	334,91	315,39	- 5,83	-	-	-
Intervention price	276,34	- 5,23	261,09	- 5,52	221,90	222,51	+ 0,27	-	-	-
Aid (ECU/ha)	137,05	+12,52	158,98	+16,00	54,49	80,61	+47,94	-	-	-
Rice 1. 9.89-31. 8.90										
Target price - husked rice	549,85	+ 0,82	546,88	- 0,54	549,85	546,88	- 0,54	-	-	-
Intervention price - paddy rice	314,19	0	314,19	0	270,64	281,52	+ 4,02	-	-	-
Aid for Indica (ECU/ha)	330,0	0	300,0	- 9,09	330,0	300	- 9,09	-	-	-
Sugar 1. 7.89-30. 6.90										
Basic price for sugar beet	40,89	0	40,07	- 2	47,98	47,02	- 2	43,72	42,85	- 2
Intervention price for white sugar (1)	54,18	0	53,10	- 2	62,78	61,52	- 2	51,88	51,70	- 0,3

(1) ECU/quintal

No 2. Product and type of price or amount (Period of application)		Price Decisions in ECU for individual agricultural products						24.4.1989			
		1988/89 Decisions		Decisions 1989/90		Spain		Portugal			
1		Amounts	%	Amounts	%	Amounts in ECU/t:		%	Amounts	in ECU/t	%
		(ECU/t)	change	(ECU/t)	change	1988/89	1989/90	change	1988/89	1989/90	change
		2	3	4	5	6	7	8	9	10	11
Olive oil	1.11.89-31.10.90										
· Production target price		3225,6	0	3225,6	0	3225,6	3225,6	0	3225,6	3225,6	0
· Intervention price		2162,4	0	2162,4	0	1550,1	1652,1	+ 6	2037,9	2058,7	+10
· Production aid		709,5	0	709,5	0	271,0	333,6	+23	212,9	283,8	+33
Rapeseed	1. 7.89-30. 6.90										
· Target price		450,2	0	450,2	0	408,6	414,5	+ 1,4	450,2	450,2	0
· Intervention price		407,6	0	407,6	0	366,0	371,9	+ 1,6	407,6	407,6	0
Sunflower seed	1. 8.89-31. 7.90										
· Target price		583,5	0	583,5	0	462,8	480,0	+ 3,7	583,5	583,5	0
· Intervention price		534,7	0	534,7	0	414,0	431,2	+ 4,2	534,7	534,7	0
Soya beans	1. 9.89-31. 8.90										
· Guide price		558,5	0	558,5	0	443,5	459,9	+ 3,7	558,5	558,5	0
· Minimum price		489,4	0	489,4	0	374,4	350,8	+ 4,4	489,4	489,4	0
Dried fodder											
· Guide price	1. 5.89-30. 4.90	178,92	0	178,92	0	161,27	165,68	+ 2,7	178,92	178,92	0
Peas and field beans	1.7.89-30.6.90										
· Activating price		447,6	0	447,6	0	447,6	447,6	0	447,6	447,6	0
· Guide price		295,2	0	295,2	0	295,2	295,2	0	295,2	295,2	0
· Minimum price - peas		257,7	0	257,7	0	257,7	257,7	0	257,7	257,7	0
· - field beans		248,6	0	238,7	- 4	248,6	238,7	- 4	248,6	238,7	- 4
Lupins	1. 7.89-30. 6.90										
· Activating price		430,5	0	430,5	0	409,5	414,7	+ 1,3	430,5	430,5	0
· Minimum price		289,0	0	289,0	0	276,4	280,9	+ 1,6	289,0	289,0	0
Flax	1. 8.89-31. 7.90										
· Guide price (seed)		554,1	0	554,1	0	487,3	496,8	+ 2	554,1	554,1	0
· Fixed-rate aid (fibre) (per ha)		355,09	0	375,0	+ 5,6	152,19	207,89	+36,6	152,19	207,89	+36,6
Hemp	1. 8.89-31. 7.90										
· Fixed-rate aid (per ha)		322,48	0	340,0	+ 5,4	138,21	188,66	+36,5	138,21	188,66	+36,5
· Aid (seed)		250,0	0	250,0	0	250,0	250,0	0	250,0	250,0	0
Silkworms	1. 4.89-31. 3.90										
· Aid per box		112,00	0	112,0	0	47,68	63,76	+34	47,68	63,76	+34
Cotton	1. 9.89-31. 8.90										
· Guide price		960,2	0	960,2	0	960,2	960,2	0	960,2	960,2	0
· Minimum price		912,3	0	912,3	0	912,3	912,3	0	912,3	912,3	0

Price Decisions in ECU for individual agricultural products

Product and type of price or amount (Period of application)	1988/89 Decisions		Decisions 1989/90		Spain			Portugal			
	Amounts (ECU/t)	% change	Amounts (ECU/t)	% change	Amounts in ECU/t 1988/89	Amounts in ECU/t 1989/90	% change	Amounts in ECU/t 1988/89	Amounts in ECU/t 1989/90	% change	
	1	2	3	4	5	6	7	8	9	10	11
Milk	1. 4.89-31. 3.90										
Target price	278,4	0	278,4	0	-	-	-	-	-	-	
Butter											
Intervention price	3132,0	0	3008,0	- 2 *	3391,3	3222,6	- 3,17	-	-	-	
Skimmed milk powder											
Intervention price	1740,4	0	1740,4	0	2260,4	2201,2	- 2,62	-	-	-	
Grana padano cheese (30-60 days)											
Intervention price	3889,3	0	3889,3	0	-	-	-	-	-	-	
Grana padano cheese (six months)											
Intervention price	4803,3	0	4803,3	0	-	-	-	-	-	-	
Parmigiano-Reggiano cheese (six months)											
Intervention price	5291,9	0	5291,9	0	-	-	-	-	-	-	

In addition to the decision on the "SLOM".

Beef/veal	6. 4.89- 3. 4.90									
Guide price for adult bovine animal(s) ⁽¹⁾	2050,2	0	2050,2	0	2050,2	2050,2	0	-	-	-
Intervent. price quality R3 cat. A	3440	0	3440	0	3440	3440	0	-	-	-
Intervent. price quality R3 cat. C	3440	0	3440	0	3440	3440	0	-	-	-

	1988		1989							
Sheepmeat										
Basic price (carcase weight)	4323,2	0	4323,2	0	4323,2	4323,2	0	4323,2	4323,2	0

Pigmeat	1. 7.89-30.06.90									
Basic price (carcase weight)	2033,3	0	2033,3	0	2033,3	2033,3	0	-	-	-

⁽¹⁾ Price per tonne (liveweight).

No 4

Price decisions in ECU for individual agricultural products

25.4.1989

Product and type of price or amount (Period of application)	1988/89 Decisions		Decisions 1989/90		Spain			Portugal				
	Amounts (ECU/t)	% change	Amounts (ECU/t)	% change	Amounts in ECU/t		%	Amounts in ECU/t		%		
	2	3	4	5	1988/89	1989/90	6	7	8	9	10	11
Fruit and vegetables -- Basic price												
Cauliflowers 01. 5.89-30. 4.90)	0)	0	-	-	-	-	-	-	-	-
Tomatoes 11. 6.89-30.11.89)	0)	0	-	-	-	-	-	-	-	-
Peaches 01. 6.89-30. 9.89)	0)	0	-	-	-	-	-	-	-	-
Lemons 01. 6.89-31. 5.90)	0)	0	-	-	-	-	-	-	-	-
Pears 01. 7.89-30. 4.90)	0)	0	-	-	-	-	-	-	-	-
Table grapes 01. 8.89-31.10.89)	0)	0	-	-	-	-	-	-	-	-
Apples 01. 8.89-31. 5.90)	0)	0	-	-	-	-	-	-	-	-
Mandarins 16.11.89-28. 2.90)	0)	- 7,5	-	-	-	-	-	-	-	-
Sweet oranges 01.12.89-31. 5.90)	0)	- 7,5	-	-	-	-	-	-	-	-
Apricots 01. 6.89-31. 7.90)	0)	0	-	-	-	-	-	-	-	-
Aubergines 01. 7.89-31.10.89)	0)	0	-	-	-	-	-	-	-	-
Clementines 01.12.89-15. 2.90)	0)	-0	-	-	-	-	-	-	-	-
Satsumas 16.10.89-15. 1.90)	pm)	-0	-	-	-	-	-	-	-	-
Nectarines 01. 6.89-31. 8.89)	pm)	0	-	-	-	-	-	-	-	-
Table wine 1. 9.89-31. 8.90												
Guide price Type R1	3,35	0	3,27	- 2,5	2,45	2,69	+ 8	-	-	-	-	-
Guide price Type RII	3,35	0	3,27	- 2,5	2,49	2,69	+ 8	-	-	-	-	-
Guide price Type RIII	52,23	0	52,23	0	38,89	42,23	+ 8,59	-	-	-	-	-
Guide price Type AI	3,11	0	3,17	+ 2	2,31	2,53	+ 9,52	-	-	-	-	-
Guide price Type AII	69,60	0	69,60	0	51,78	56,24	+ 8,61	-	-	-	-	-
Guide price Type AIII	79,49	0	79,49	0	59,14	64,23	+ 8,61	-	-	-	-	-

RI, RII and AI expressed in ECU%/hl.

RIII, AII and AIII expressed in ECU/hl.

(For tobacco, see next page)

Price decisions in ECU for individual agricultural products

25.4 1989

Product, group and variety	1988 harvest Decisions	Decisions for 1989 EUR 12
	Price/premium/% change compared with 1987	Price/premium/% change compared with 1988
1	2	3
Group I		
3. Virgin D))
7. Bright))
17. Basmas))
18. Katerini) Price 0) Price 0
26. Virgin EL.) Premium + 2) Premium 0
31. Virgin Esp.))
33. Virgin Port.))
Group II		
7. Bad. Burley))
8. Burley I))
9. Maryland) Price 0) Price 0
25. Burley EL.) Premium + 1) Premium 0
32. Burley Esp.))
34. Burley Port.))
28. Fermented Burley))
Group III		
1. Bad. Geud.))
4. Paraguay))
5. Nijkerk))
6. Missionero) Price 0) Price 0
10. Kentucky) Premium 0) Premium 0
16. Round Tip))
27. Santa Fè))
29. Havana Esp))
30. Round Scafati))
Group IV		
13. Xanti-Yaka))
14. Perustilza))
15. Erzegovina))
19. K.K. classic) Price - 6) Price 0
20. K.K. non-classic) Premium - 6) Premium 0
21. Myrodala Ag.))
22. Zichnomyrodala))
Group V		
11. Forch. Havana))
12. Beneventano) Price - 8) Price 0 (a)
23. Tsebelia) Premium - 8) Premium 0
24. Mavra))

(a) It was decided that, for Forcheimer Havana, Mavra and Tsebelia from the 1989, 1990 and 1991 harvests, the intervention price/norm price ratio be reduced from 85% to 75%.

Decision: 22.4.1989

AGROMONETARY DECISION 1989/90

Variable MCAs

Application: 1.5.1989 or commencement of marketing year after 1.5.1989

COUNTRY	GREEN CENTRAL RATE	PREVIOUS SITUATION			DISMANTLE- MENT	NEW SITUATION			CONSEQUENCES		
		VALUE OF ECU IN NC	GREEN RATE	REAL GAP		APPLIED GAP	GREEN RATE	REAL GAP	APPLIED GAP	DEVALUATION	EFFECT ON PRICES
			point	point		point	point	point	point	%	%
GREECE	187.822										
Pigmeat		167.823	- 17.887	- 16.5	- 16.600	194.785	- 1.467	0.0	- 13.987	16.262	
Sheepmeat		180.808	- 9.481	-	9.481	197.822	0.000	-	- 8.660	9.481	
Poultry		149.782	- 31.957	- 15.0	- 16.600	171.164	- 16.467	0.0	- 12.604	14.291	
Cereals, sugar		164.729	- 18.988	- 18.5	- 18.600	190.999	- 3.468	- 2.0	- 13.764	16.947	
Wine		164.729	- 19.988	- 15.0	- 18.600	190.999	- 3.468	0.0	- 13.764	16.947	
Olive oil		164.729	- 19.988	- 10.0	- 16.600	190.999	- 3.468	0.0	- 13.764	16.947	
Tobacco		164.729	- 19.988	-	- 16.600	190.999	- 3.468	-	- 13.764	16.947	
Other crop prod.		166.820	- 28.668	-	- 16.600	179.387	- 10.166	-	- 13.026	14.977	
Structures		190.827	- 3.561	-	- 3.561	197.822	0.000	-	- 3.438	3.561	
Other products		146.018	- 36.274	- 34.8	- 18.600	164.996	- 19.774	- 18.3	- 12.108	13.776	
SPAIN	144.284										
Pigmeat		146.864	1.760	0.0	0.000	146.864	1.760	0.0	0.000	0.000	
Sheepmeat		153.316	6.890	-	0.000	153.316	6.890	-	0.000	0.000	
Poultry		156.786	7.383	1.4	0.000	156.786	7.383	1.4	0.000	0.000	
Other livestock p.		156.786	7.383	5.9	0.000	156.786	7.383	5.9	0.000	0.000	
Wine		164.213	6.436	1.4	0.805	162.896	6.633	1.0	0.861	- 0.864	
Olive oil		164.213	6.436	0.0	0.805	162.896	6.633	0.0	0.861	- 0.864	
Rice, oilseeds, fresh fruit		164.213	6.436	-	0.805	162.896	6.633	-	0.861	- 0.864	
DF, flax, hemp, silk		164.213	6.436	-	0.805	162.896	6.633	-	0.861	- 0.864	
Crop products		164.213	6.436	4.9	0.000	164.213	6.436	4.5	0.000	0.000	
Other products		156.786	7.383	-	0.000	156.786	7.383	-	0.000	0.000	
ITALY	1703.67										
Pigmeat		1716.00	0.719	0.0	0.116	1714.00	0.603	0.0	0.117	- 0.117	
Poultry		1662.00	- 3.128	0.0	- 1.840	1662.00	- 1.288	0.0	- 1.784	1.816	
Cereals, oilseeds, DF		1636.00	- 4.200	- 2.7	- 2.367	1673.00	- 1.633	0.0	- 2.271	2.324	
Fresh fruit/veg., tobacco		1668.00	- 2.138	-	- 1.329	1690.00	- 0.809	-	- 1.302	1.319	
Wine		1641.00	- 3.819	0.0	- 2.168	1676.00	- 1.651	0.0	- 2.088	2.133	
Olive oil		1662.00	- 3.128	0.0	- 1.840	1662.00	- 1.288	0.0	- 1.784	1.816	
Other products		1662.00	- 3.128	1.6	- 1.840	1662.00	- 1.288	0.0	- 1.784	1.816	
PORTUGAL	192.002										
Olive oil		188.007	- 2.126	0.0	- 2.126	192.002	0.000	0.0	- 2.081	2.126	
Other products		188.007	- 2.126	0.0	- 2.126	192.002	0.000	0.0	- 2.081	2.126	
UNITED KINGDOM	0.729831										
Pigmeat		0.729893	- 0.848	0.0	- 0.424	0.726760	- 0.424	0.0	- 0.421	0.422	
Sheepmeat		0.671291	- 0.721	-	- 4.381	0.699340	- 4.360	-	- 4.011	4.176	
Beef/veal		0.710646	- 2.714	- 1.2	- 2.714	0.729831	0.000	0.0	- 2.642	2.714	
Poultry		0.685036	- 6.639	- 3.1	- 3.270	0.706726	- 3.268	0.0	- 3.089	3.167	
Olive oil		0.671071	- 6.112	0.0	- 4.066	0.701383	- 4.066	0.0	- 3.761	3.698	
Other crop prod.		0.671071	- 6.112	- 6.8	- 4.066	0.701383	- 4.066	- 2.6	- 3.761	3.698	
Other products		0.685036	- 6.639	- 6.0	- 3.270	0.706726	- 3.268	- 1.8	- 3.089	3.167	

(1) Coefficient: 1.137282 (0.879289) - reference week: 12-18 April 1989.

Decision: 22.4.1989

AGRI-MONETARY DECISIONS 1989/90

FIXED MCAs

Application: 1.5.1989 or commencement of marketing year after 1.5.1989.

MEMBER STATE PRODUCT GROUP	GREEN CENTRAL	PREVIOUS SITUATION			DISMANTLE- MENT	NEW SITUATION			CONSEQUENCES	
	RATE (1)	GREEN RATE	REAL GAP	APPLIED GAP		GREEN RATE	REAL GAP	APPLIED GAP	DEVALUATION	EFFECT ON PRICES
	Value of ECU in NC	Value of ECU in NC	point	point		point	Value of ECU in NC	point	point	%
GERMANY	2.34113									
Milk		2.38591	1.877	0	1.477	2.38053	0.400	0.0	1.505	- 1.483
Other livestock products		2.38110	0.848	0	0.448	2.38053	0.400	0.0	0.460	- 0.448
Cereals		2.37380	1.388	0	0.000	2.37380	1.388	0.0	0.000	0.000
Other products		2.38110	0.848	0	0.000	2.38110	0.848	0.0	0.000	0.000
NETHERLANDS	2.83785									
Cereals		2.88089	0.888	0	0.000	2.88089	0.888	0.0		
Milk		2.88089	0.888	0	0.888	2.83785	0.000	0.0	0.873	- 0.888
Other products		2.84704	0.347	0	0.347	2.83785	0.000	0.0	0.348	- 0.347
BLEU	48.2889									
All products		48.2889	0	0	0.000	48.2889	0.000	0.0	0.000	0.000
FRANCE	7.85183									
Milk		7.88418	- 3.529	- 2	- 1.529	7.88787	- 2.000	0.0	- 1.477	1.498
Pigmeat		7.85183	0	0	0.000	7.85183	0.000	0.0	0.000	0.000
Beef/veal		7.81036	- 0.531	0	- 0.531	7.85183	0.000	0.0	- 0.528	0.531
Sheepmeat		7.85577	- 2.581	-	- 0.581	7.88787	- 2.000	-	- 0.547	0.550
Other livestock p.		7.58006	- 3.777	3	- 1.777	7.88787	- 2.000	0.0	- 1.712	1.742
Wine		7.84389	- 4.082	0	- 2.082	7.88787	- 2.000	0.0	- 2.000	2.041
Olive oil		7.88418	- 3.529	0	- 1.529	7.88787	- 2.000	0.0	- 1.477	1.498
Cereals, sugar		7.88418	- 3.529	- 2	- 1.529	7.88787	- 2.000	0.0	- 1.477	1.498
Other products		7.88418	- 3.529	-	- 1.529	7.88787	- 2.000	-	- 1.477	1.498
DENMARK	8.93007									
Pigmeat		8.93007	0	0	0.000	8.93007	0.000	0.0	0.000	0.000
Sheepmeat		8.86492	- 3.060	-	- 3.060	8.93007	0.000	-	2.989	3.060
Other products		8.84155	- 1.000	0	- 1.000	8.93007	0.000	0.0	0.980	1.000
IRELAND	0.8739									
Sheepmeat		0.829788	- 5.318	-	- 3.318	0.858785	- 2.000	-	- 3.148	3.251
Beef/veal		0.858785	- 2.000	0.0	- 2.000	0.873900	0.000	0.0	- 1.951	2.000
Pigmeat		0.858785	- 2.000	0.0	0.000	0.858785	- 2.000	0.0	0.000	0.000
Poultry		0.844585	- 3.471	0	- 1.471	0.858785	- 2.000	0.0	- 1.422	1.442
Crop products		0.843818	- 3.555	- 2.1	- 1.555	0.858785	- 2.000	0.0	- 1.511	1.534
Other products		0.844585	- 3.471	- 2.0	- 1.471	0.858785	- 2.000	0.0	- 1.422	1.442

(1) Coefficient: 1.137282 (0.879289).

Commission and Council undertakings given during the
meeting held in April 1989 at which the agricultural prices
were fixed for 1989/90

A. Agricultural markets

1. Stabilizers

The Commission will study the effect of the stabilizer mechanisms on the distribution of crop areas and/or the balance between field crops and will present a report on the subject after the 1990 and 1991 sowing periods.

2. Cereals and rice

While the stabilizer arrangements apply the Commission intends to set a maximum moisture content of 15% for all cereals (except durum wheat and rice) and a minimum specific weight of 62 kg/h for barley in Spain.

The Commission intends to prolong, while the stabilizer arrangements apply, the derogations provided for in Article 1(5) of Regulation (EEC) No 1569/77.¹

The Commission is considering the administrative difficulties rising from the application of the co-responsibility levy and will present a report accompanied, where necessary, by appropriate proposals.

The Council undertakes to adopt a regulation for 1989/90 reducing by 3% the minimum price for potatoes for industrial use. The premium for the manufacture of starch has been fixed for 1989/90 at the same level as for the three preceding marketing years (ECU 18.70/t starch).

3. Oilseeds

The Commission will continue to allow Member States to use national methods of analysis during 1989/90.

1 These derogations allow the following to be increased in the event of unfavourable weather conditions:

- the maximum percentage of matter which is not basic cereal of unimpaired quality (to 15%);
- the maximum percentage of germinated grains (to 12%);
- the maximum percentage of shrivelled grains of common wheat and barley (to 15%);
- the maximum percentage of "mitadiné" grains in durum wheat (to 60%).

4. Protein crops and fodder

The Commission intends to revise as soon as possible and in so far as it has the necessary technical data, the basket of products used to determine the market price of dried fodder.

The Commission intends to seek as quickly as possible a fair solution to the problems created by the introduction of the procedure for identifying peas and field beans for 1986 and 1987.

5. Sugar

The Commission undertakes to ensure, through the exercise of its market management powers under the Management Committee procedure, that the 2% reduction in the price of sugar will not affect the value of sugar stocks from 1988/89. The same applies to sugar intended for export but not yet exported.

6. Fresh fruit and vegetables

The Commission will carry out a study of varietal structure and conversion before the Council adopts a decision on premiums for the grubbing up of apple trees.

The Commission will propose including in the aid scheme for the processing of citrus fruit into juice, in principle for 1989/90, a mechanism for improving the evaluation of price fluctuations for such products imported into the Community.

Before the end of 1990/91 the Commission will consider and, where necessary, propose a revision of the threshold for apples for 1991/92 in the light of market developments.

7. Cotton

The Commission will examine the situation of small cotton producers and present, before 1 August 1989, a report together with suitable proposals for 1989/90.

8. Tobacco

The Commission intends revising the maximum guaranteed quantities for 1990/91 if changes take place in supply and demand or in prices.

9. Milk and milk products

The Commission will make appropriate proposals for the reduction in the co-responsibility levy as part of the proposals for agricultural prices and related measures from the 1990/91 marketing year.

The Commission will propose prolonging for 1989/90 the possibility of granting national aid for the consumption of butter (maximum ECU 50/100 kg).

In view of particular market situations and the problems affecting certain categories of producers, the Commission will carry out a study of the operation of the quota system and draw up, where necessary, appropriate proposals before 31 July 1989 to prevent distortions on the market and discrimination between producers.

The Council and the Commission state that account will be taken of current Community legislation and of the need to ensure the development of production when the reference quantity for Portugal is fixed in 1990.

10. Wine

The Commission intends examining, and where necessary making suitable proposals in the light of the socio-structural policy for the wine sector, the question of the transfer between growers of the right to replant vines producing table wine.

11. Hops

The Commission will propose an amendment to Council Regulation (EEC) No 2997/87 to extend its scope as regards areas liable to be included and limitations on surface areas and to extend the time limits.

Percentage changes in support prices
arising from the fixing of the prices and the agri-monetary measures¹

Member States	1986/87			1987/88			1988/89			1989/90		
	in ECU	in national currency	Inflation 1986	in ECU	in national currency	Inflation 1987	in ECU	in national currency	Inflation 1988	in ECU	in national currency	Forecast inflation 1989
Belgique/Belgie	- 0,1	+ 1,7	3,4	0,0	+ 1,7	2,0	0,0	+ 0,4	1,6	- 0,1	- 0,1	2,6
Danmark	- 0,7	+ 1,2	4,2	0,0	+ 2,3	5,0	0,0	+ 0,7	4,5	- 0,1	+ 0,6	3,6
BR Deutschland	- 0,2	- 0,2	3,1	0,0	0,0	2,0	0,0	0,0	1,8	- 0,1	- 0,8	2,3
Ellas	- 0,5	+ 13,5	18,6	- 0,4	+ 13,3	15,7	- 0,6	+ 14,2	13,4	- 0,5	+ 14,1	13,4
Espana	+ 1,8	+ 3,3	10,9	+ 1,8	+ 7,2	5,9	+ 1,3	+ 1,1	5,3	+ 1,4	- 0,2	5,1
France	- 0,3	+ 2,0	5,1	- 0,2	+ 4,1	2,8	0,0	+ 1,1	2,7	- 0,2	+ 1,0	2,8
Ireland	- 0,3	+ 2,5	5,6	0,0	+ 8,5	2,5	0,0	+ 0,9	2,3	0,0	+ 1,6	3,2
Italia	- 0,6	+ 4,2	7,5	- 0,6	+ 3,3	5,6	- 0,3	+ 1,9	5,4	- 0,7	+ 0,9	5,1
Luxembourg	- 0,1	+ 1,7	1,5	0,0	+ 1,6	- 1,1	0,0	+ 0,4	2,2	0,0	0,0	2,8
Nederland	0,0	0,0	0,7	0,0	- 0,5	- 0,9	0,0	- 0,2	1,1	- 0,1	- 0,6	1,1
Portugal	+ 0,3	+ 1,7	19,8	+ 0,5	+ 6,1	12,1	+ 0,7	+ 8,5	11,4	+ 6,7	+ 9,0	9,1
United Kingdom	- 0,5	+ 1,9	3,6	0,0	+ 6,3	4,9	0,0	+ 2,4	6,1	- 0,1	+ 3,0	6,5
EUR 10	- 0,3	+ 2,2	5,6	- 0,2	+ 3,3	4,0	- 0,1	+ 1,6	3,9	- 0,3	+ 1,3	3,7
EUR 12	n.d.	n.d.	n.d.	n.d.	n.d.	n.d.	0,0	+ 1,6	4,1	- 0,1	+ 1,2	4,2

(1) Including agri-monetary adjustments made since the decisions for the previous marketing year.

PERCENTAGE VARIATIONS IN INTERVENTION PRICES FOR 1989/90 COMPARED WITH THE PRICES ADOPTED FOR 1988/89 IN THE MEMBER STATES				
ALL AGRICULTURAL PRODUCTS				
	(1)	(2)	(3)	(4)
: DEUTSCHLAND BR (WA) :	-0.09:	-0.78:	+0.00:	-0.78:
: FRANCE (WA) :	-0.20:	+0.96:	+0.00:	+0.96:
: ITALIA (WA) :	-0.72:	+0.92:	+0.00:	+0.92:
: NEDERLAND (WA) :	-0.07:	-0.63:	+0.00:	-0.63:
: BELGIQUE/BELGI (WA) :	-0.12:	-0.12:	+0.00:	-0.12:
: LUXEMBOURG (WA) :	+0.00:	+0.00:	+0.00:	+0.00:
: UNITED KINGDOM (WA) :	-0.05:	+3.02:	-0.03:	+2.98:
: IRELAND (WA) :	-0.04:	+1.63:	+0.00:	+1.63:
: DANMARK (WA) :	-0.05:	+0.60:	+0.00:	+0.60:
: ELLAS (WA) :	-0.54:	+13.98:	+0.06:	+14.05:
: ESPANA (WA) :	+1.42:	+1.28:	-1.45:	-0.17:
: PORTUGAL (WA) :	+6.72:	+8.99:	+0.00:	+8.99:
: EUR 10 (WA) :	-0.26:	+1.30:	+0.00:	+1.30:
: EUR 12 (WA) :	-0.10:	+1.31:	-0.13:	+1.18:

(1) = Price variation in ECU.
(2) = Price variation in national currency (effect of price decisions).
(3) = Price variation in national currency (monetary adjustments since last price decisions)
(4) = Total price variation in national currency.
(WA) = Weighted average.

PERCENTAGE VARIATIONS IN INTERVENTION PRICES FOR 1989/90 COMPARED WITH THE PRICES
ADOPTED BY PRODUCT FOR 1988/89

		(1)	EUR 12 (2)	(3)	(4)
CROP PRODUCTS	(WA)	-0.27	+2.12	+0.00	+2.12
COMMON WHEAT	(WA)	+0.00	+1.98	+0.00	+1.98
DURUM WHEAT	(WA)	-5.25	-1.45	+0.00	-1.45
BARLEY	(WA)	+1.07	+2.74	+0.00	+2.74
RYE	(WA)	+0.20	+0.59	+0.00	+0.59
MAIZE	(WA)	+0.00	+2.57	+0.00	+2.57
CEREALS	(WA)	-0.15	+1.97	+0.00	+1.97
PADDY RICE	(WA)	+0.86	+2.82	+0.00	+2.82
SUGARBEET	(WA)	-1.97	-0.64	+0.00	-0.64
OLIVE OIL	(WA)	+1.96	+6.48	+0.00	+6.48
RAPESEED	(WA)	+0.00	+1.73	+0.00	+1.73
SUNFLOWER SEED	(WA)	+1.26	+2.63	+0.00	+2.63
SOYA BEANS	(WA)	+0.02	+2.21	+0.00	+2.21
TABLE WINE	(WA)	-0.21	+1.95	+0.00	+1.95
RAW TOBACCO	(WA)	+0.00	+8.24	+0.00	+8.24
SWEET ORANGES	(WA)	-7.50	-3.88	+0.00	-3.88
MANDARINS	(WA)	-7.50	-5.14	+0.00	-5.14
LEMONS	(WA)	+0.00	+2.99	+0.00	+2.99
TABLE GRAPES	(WA)	+0.00	+2.95	+0.00	+2.95
APPLES	(WA)	+0.00	+1.25	+0.00	+1.25
PEARS	(WA)	+0.00	+2.01	+0.00	+2.01
PEACHES	(WA)	+0.00	+3.16	+0.00	+3.16
FRESH FRUIT	(WA)	-1.09	+1.29	+0.00	+1.29
CAULIFLOWERS	(WA)	+0.00	+2.30	+0.00	+2.30
TOMATOES	(WA)	+0.00	+3.45	+0.00	+3.45
FRESH VEGETABLES	(WA)	+0.00	+3.24	+0.00	+3.24
ANIMAL PRODUCTS	(WA)	+0.00	+0.82	-0.20	+0.61
FRESH MILK	(WA)	+0.00	+0.92	+0.00	+0.92
LIVE CATTLE	(WA)	+0.00	+0.94	+0.00	+0.94
CATTLE AND MILK	(WA)	+0.00	+0.93	+0.00	+0.93
PIGS	(WA)	+0.00	+0.13	-0.82	-0.68
SHEEP	(WA)	+0.00	+2.78	+0.00	+2.78
ALL PRODUCTS	(WA)	-0.10	+1.31	-0.13	+1.18

- (1) = Price variation in ECU.
(2) = Price variation in national currency (effect of price decisions).
(3) = Price variation in national currency (monetary adjustments since last price decisions)
(4) = Total price variation in national currency.
(WA) = Weighted average.

PERCENTAGE VARIATIONS IN INTERVENTION PRICES FOR 1989/90 COMPARED WITH THE PRICES
ADOPTED BY PRODUCT FOR 1988/89

		(1)	EUR 10 (2)	(3)	(4)
CROP PRODUCTS	(WA)	-0.69	+2.00	+0.00	+2.00
COMMON WHEAT	(WA)	+0.00	+2.14	+0.00	+2.14
DURUM WHEAT	(WA)	-5.52	-1.53	+0.00	-1.53
BARLEY	(WA)	+0.00	+2.06	+0.00	+2.06
RYE	(WA)	+0.00	+0.40	+0.00	+0.40
MAIZE	(WA)	+0.00	+2.96	+0.00	+2.96
CEREALS	(WA)	-0.47	+1.91	+0.00	+1.91
PADDY RICE	(WA)	+0.00	+2.74	+0.00	+2.74
SUGARBEET	(WA)	-2.00	-0.53	+0.00	-0.53
OLIVE OIL	(WA)	+0.00	+6.63	+0.00	+6.63
RAPESEED	(WA)	+0.00	+1.73	+0.00	+1.73
SUNFLOWER SEED	(WA)	+0.00	+2.33	+0.00	+2.33
SOYA BEANS	(WA)	+0.00	+2.21	+0.00	+2.21
TABLE WINE	(WA)	-1.43	+1.16	+0.00	+1.16
RAW TOBACCO	(WA)	+0.00	+8.97	+0.00	+8.97
SWEET ORANGES	(WA)	-7.50	-3.88	+0.00	-3.88
MANDARINS	(WA)	-7.50	-5.14	+0.00	-5.14
LEMONS	(WA)	+0.00	+2.99	+0.00	+2.99
TABLE GRAPES	(WA)	+0.00	+2.95	+0.00	+2.95
APPLES	(WA)	+0.00	+1.25	+0.00	+1.25
PEARS	(WA)	+0.00	+2.01	+0.00	+2.01
PEACHES	(WA)	+0.00	+3.16	+0.00	+3.16
FRESH FRUIT	(WA)	-1.09	+1.29	+0.00	+1.29
CAULIFLOWERS	(WA)	+0.00	+2.30	+0.00	+2.30
TOMATOES	(WA)	+0.00	+3.45	+0.00	+3.45
FRESH VEGETABLES	(WA)	+0.00	+3.24	+0.00	+3.24
ANIMAL PRODUCTS	(WA)	+0.00	+0.89	+0.00	+0.89
FRESH MILK	(WA)	+0.00	+0.97	+0.00	+0.97
LIVE CATTLE	(WA)	+0.00	+0.99	+0.00	+0.99
CATTLE AND MILK	(WA)	+0.00	+0.98	+0.00	+0.98
PIGS	(WA)	+0.00	+0.15	-0.01	+0.14
SHEEP	(WA)	+0.00	+3.85	+0.00	+3.85
ALL PRODUCTS	(WA)	-0.26	+1.30	+0.00	+1.30

- (1) = Price variation in ECU.
(2) = Price variation in national currency (effect of price decisions).
(3) = Price variation in national currency (monetary adjustments since last price decisions).
(4) = Total price variation in national currency.
(WA) = Weighted average.

PERCENTAGE VARIATIONS IN INTERVENTION PRICES FOR 1989/90 COMPARED WITH THE PRICES
ADOPTED BY PRODUCT FOR 1988/89

	(1)	BELGIQUE/BELGIE (2)	(3)	(4)
Crop products (WA)	-0.59	-0.59	+0.00	-0.59
Common wheat	+0.00	+0.00	+0.00	+0.00
Barley	+0.00	+0.00	+0.00	+0.00
Rye	+0.00	+0.00	+0.00	+0.00
Cereals (WA)	+0.00	+0.00	+0.00	+0.00
Sugarbeet	-2.00	-2.00	+0.00	-2.00
Table grapes	+0.00	+0.00	+0.00	+0.00
Apples	+0.00	+0.00	+0.00	+0.00
Pears	+0.00	+0.00	+0.00	+0.00
Fresh fruit (WA)	+0.00	+0.00	+0.00	+0.00
Cauliflowers	+0.00	+0.00	+0.00	+0.00
Tomatoes	+0.00	+0.00	+0.00	+0.00
Fresh vegetables (WA)	+0.00	+0.00	+0.00	+0.00
Animal products (WA)	+0.00	+0.00	+0.00	+0.00
Fresh milk	+0.00	+0.00	+0.00	+0.00
Live cattle	+0.00	+0.00	+0.00	+0.00
Cattle and milk (WA)	+0.00	+0.00	+0.00	+0.00
Pigs	+0.00	+0.00	+0.00	+0.00
Sheep	+0.00	+0.00	+0.00	+0.00
All products (WA)	-0.12	-0.12	+0.00	-0.12

- (1) = Price variation in ECU.
- (2) = Price variation in national currency (effect of price decisions).
- (3) = Price variation in national currency (monetary adjustments since last price decisions)
- (4) = Total price variation in national currency.
- (WA) = Weighted average.

PERCENTAGE VARIATIONS IN INTERVENTION PRICES FOR 1989/90 COMPARED WITH THE PRICES
ADOPTED BY PRODUCT FOR 1988/89

	(1)	DANMARK (2)	(3)	(4)
CROP PRODUCT (WA)	-0.20	+0.80	+0.00	+0.80
COMMON WHEAT	+0.00	+1.00	+0.00	+1.00
BARLEY	+0.00	+1.00	+0.00	+1.00
RYE	+0.00	+1.00	+0.00	+1.00
CEREALS (WA)	+0.00	+1.00	+0.00	+1.00
SUGARBEET	-2.00	-1.02	+0.00	-1.02
RAPESEED	+0.00	+1.00	+0.00	+1.00
APPLES	+0.00	+1.00	+0.00	+1.00
PEARS	+0.00	+1.00	+0.00	+1.00
FRESH FRUIT (WA)	+0.00	+1.00	+0.00	+1.00
CAULIFLOWERS	+0.00	+1.00	+0.00	+1.00
TOMATOES	+0.00	+1.00	+0.00	+1.00
FRESH VEGETABLES (WA)	+0.00	+1.00	+0.00	+1.00
ANIMAL PRODUCTS (WA)	+0.00	+0.54	+0.00	+0.54
FRESH MILK	+0.00	+1.00	+0.00	+1.00
LIVE CATTLE	+0.00	+1.00	+0.00	+1.00
CATTLE AND MILK (WA)	+0.00	+1.00	+0.00	+1.00
PIGS	+0.00	+0.00	+0.00	+0.00
SHEEP	+0.00	+3.06	+0.00	+3.06
ALL PRODUCTS (WA)	-0.05	+0.60	+0.00	+0.60

- (1) = Price variation in ECU.
(2) = Price variation in national currency (effect of price decisions).
(3) = Price variation in national currency (monetary adjustments since last price decisions)
(4) = Total price variation in national currency.
(WA) = Weighted average.

PERCENTAGE VARIATIONS IN INTERVENTION PRICES FOR 1989/90 COMPARED WITH THE PRICES ADOPTED BY PRODUCT FOR 1988/89				
DEUTSCHLAND GR				
	(1)	(2)	(3)	(4)
CROP PRODUCTS (WA)	-0.41	-0.41	+0.00	-0.41
COMMON WHEAT	+0.00	+0.00	+0.00	+0.00
BARLEY	+0.00	+0.00	+0.00	+0.00
RYE	+0.00	+0.00	+0.00	+0.00
MAIZE	+0.00	+0.00	+0.00	+0.00
CEREALS (WA)	+0.00	+0.00	+0.00	+0.00
SUGARBEET	-2.00	-2.00	+0.00	-2.00
RAPESEED	+0.00	+0.00	+0.00	+0.00
TABLE WINE (WA)	+0.00	+0.00	+0.00	+0.00
RAW TOBACCO (WA)	+0.00	+0.00	+0.00	+0.00
APPLES	+0.00	+0.00	+0.00	+0.00
PEARS	+0.00	+0.00	+0.00	+0.00
FRESH FRUIT (WA)	+0.00	+0.00	+0.00	+0.00
CAULIFLOWERS	+0.00	+0.00	+0.00	+0.00
TOMATOES	+0.00	+0.00	+0.00	+0.00
FRESH VEGETABLES (WA)	+0.00	+0.00	+0.00	+0.00
ANIMAL PRODUCTS (WA)	+0.00	-0.89	+0.00	-0.89
FRESH MILK	+0.00	-1.48	+0.00	-1.48
LIVE CATTLE	+0.00	-0.45	+0.00	-0.45
CATTLE AND MILK (WA)	+0.00	-1.08	+0.00	-1.08
PIGS	+0.00	-0.45	+0.00	-0.45
SHEEP	+0.00	-0.45	+0.00	-0.45
ALL PRODUCTS (WA)	-0.09	-0.78	+0.00	-0.78

(1) = Price variation in ECU.
(2) = Price variation in national currency (effect of price decisions).
(3) = Price variation in national currency (monetary adjustments since last price decisions)
(4) = Total price variation in national currency.
(WA) = Weighted average.

PERCENTAGE VARIATIONS IN INTERVENTION PRICES FOR 1989/90 COMPARED WITH THE PRICES
ADOPTED BY PRODUCT FOR 1988/89

		GREECE			
		(1)	(2)	(3)	(4)
CROP PRODUCTS	(WA)	-0.85	+14.64	+0.00	+14.64
COMMON WHEAT		+0.00	+15.95	+0.00	+15.95
DURUM WHEAT		-5.52	+9.55	+0.00	+9.55
BARLEY		+0.00	+15.95	+0.00	+15.95
RYE		+0.00	+15.95	+0.00	+15.95
MAIZE		+0.00	+15.95	+0.00	+15.95
CEREALS	(WA)	-1.74	+13.93	+0.00	+13.93
PADDY RICE		+0.00	+14.98	+0.00	+14.98
SUGARBEET		-2.00	+13.63	+0.00	+13.63
OLIVE OIL		+0.00	+15.95	+0.00	+15.95
SUNFLOWER SEED		+0.00	+14.98	+0.00	+14.98
TABLE WINE	(WA)	-0.03	+15.91	+0.00	+15.91
RAW TOBACCO	(WA)	+0.00	+15.95	+0.00	+15.95
SWEET ORANGES		-7.50	+6.35	+0.00	+6.35
MANDARINS		-7.50	+6.35	+0.00	+6.35
LEMONS		+0.00	+14.98	+0.00	+14.98
TABLE GRAPES		+0.00	+14.98	+0.00	+14.98
APPLES		+0.00	+14.98	+0.00	+14.98
PEARS		+0.00	+14.98	+0.00	+14.98
PEACHES		+0.00	+14.98	+0.00	+14.98
FRESH FRUIT	(WA)	-1.98	+12.70	+0.00	+12.70
CALIFLOWERS		+0.00	+14.98	+0.00	+14.98
TOMATOES		+0.00	+14.98	+0.00	+14.98
FRESH VEGETABLES	(WA)	+0.00	+14.98	+0.00	+14.98
ANIMAL PRODUCTS	(WA)	+0.00	+12.81	+0.18	+13.01
FRESH MILK		+0.00	+13.78	+0.00	+13.78
LIVE CATTLE		+0.00	+13.78	+0.00	+13.78
CATTLE AND MILK	(WA)	+0.00	+13.78	+0.00	+13.78
PIGS		+0.00	+16.26	+1.06	+17.50
SHEEP		+0.00	+9.48	+0.00	+9.48
ALL PRODUCTS	(WA)	-0.54	+13.98	+0.06	+14.05

- (1) = Price variation in ECU.
(2) = Price variation in national currency (effect of price decisions).
(3) = Price variation in national currency (monetary adjustments since last price decisions)
(4) = Total price variation in national currency.
(WA) = Weighted average.

PERCENTAGE VARIATIONS IN INTERVENTION PRICES FOR 1989/90 COMPARED WITH THE PRICES ADOPTED BY PRODUCT FOR 1988/89					
	(1)	ESPAÑA (2)	(3)	(4)	
CROP PRODUCTS (WA)	+3.37	+3.04	+0.00	+3.04	
COMMON WHEAT	+0.00	+0.00	+0.00	+0.00	
DURUM WHEAT	+0.27	+0.27	+0.00	+0.27	
BARLEY	+5.75	+5.75	+0.00	+5.75	
RYE	+4.66	+4.66	+0.00	+4.66	
MAIZE	+0.00	+0.00	+0.00	+0.00	
CEREALS (WA)	+2.47	+2.47	+0.00	+2.47	
PADDY RICE	+4.02	+3.13	+0.00	+3.13	
SUGARBEET	-1.70	-1.70	+0.00	-1.70	
OLIVE OIL	+6.00	+5.09	+0.00	+5.09	
RAPESEED	+1.60	+0.73	+0.00	+0.73	
SUNFLOWER SEED	+4.20	+3.31	+0.00	+3.31	
SOYA BEANS	+3.70	+2.81	+0.00	+2.81	
TABLE WINES (WA)	+8.41	+7.48	+0.00	+7.48	
RAW TOBACCO (WA)	+0.00	+0.00	+0.00	+0.00	
ANIMAL PRODUCTS (WA)	+0.00	+0.00	-2.50	-2.50	
FRESH MILK	+0.00	+0.00	+0.00	+0.00	
LIVE CATTLE	+0.00	+0.00	+0.00	+0.00	
CATTLE AND MILK (WA)	+0.00	+0.00	+0.00	+0.00	
PIGS	+0.00	+0.00	-7.11	-7.11	
SHEEP	+0.00	+0.00	+0.00	+0.00	
ALL PRODUCTS (WA)	+1.42	+1.28	-1.45	-0.17	

(1) = Price variation in ECU.
(2) = Price variation in national currency (effect of price decisions).
(3) = Price variation in national currency (monetary adjustments since last price decisions).
(4) = Total price variation in national currency.
(WA) = Weighted average.

PERCENTAGE VARIATIONS IN INTERVENTION PRICES FOR 1989/90 COMPARED WITH THE PRICES
ADOPTED BY PRODUCT FOR 1988/89

	(1)	FRANCE (2)	(3)	(4)
CROP PRODUCTS (WA)	-0.46	+1.09	+0.00	+1.09
COMMON WHEAT	+0.00	+1.50	+0.00	+1.50
DURUM WHEAT	-5.52	-4.10	+0.00	-4.10
BARLEY	+0.00	+1.50	+0.00	+1.50
RYE	+0.00	+1.50	+0.00	+1.50
MAIZE	+0.00	+1.50	+0.00	+1.50
CEREALS (WA)	-0.16	+1.33	+0.00	+1.33
PADDY RICE	+0.00	+1.50	+0.00	+1.50
SUGARBEET	-2.00	-0.53	+0.00	-0.53
OLIVE OIL	+0.00	+1.50	+0.00	+1.50
RAPSEED	+0.00	+1.50	+0.00	+1.50
SUNFLOWER SEED	+0.00	+1.50	+0.00	+1.50
SOYA BEANS	+0.00	+1.50	+0.00	+1.50
TABLE WINE (WA)	-1.93	+0.07	+0.00	+0.07
RAW TOBACCO (WA)	+0.00	+1.50	+0.00	+1.50
TABLE GRAPES	+0.00	+1.50	+0.00	+1.50
APPLES	+0.00	+1.50	+0.00	+1.50
PEARS	+0.00	+1.50	+0.00	+1.50
PEACHES	+0.00	+1.50	+0.00	+1.50
FRESH FRUIT (WA)	+0.00	+1.50	+0.00	+1.50
CAULIFLOWERS	+0.00	+1.50	+0.00	+1.50
TOMATOES	+0.00	+1.50	+0.00	+1.50
FRESH VEGETABLES (WA)	+0.00	+1.50	+0.00	+1.50
ANIMAL PRODUCTS (WA)	+0.00	+0.86	+0.00	+0.86
FRESH MILK	+0.00	+1.50	+0.00	+1.50
LIVE CATTLE	+0.00	+0.53	+0.00	+0.53
CATTLE AND MILK (WA)	+0.00	+1.04	+0.00	+1.04
PIGS	+0.00	+0.00	+0.00	+0.00
SHEEP	+0.00	+0.55	+0.00	+0.55
ALL PRODUCTS (WA)	-0.20	+0.96	+0.00	+0.96

- (1) = Price variation in ECU.
(2) = Price variation in national currency (effect of price decisions).
(3) = Price variation in national currency (monetary adjustments since last price decisions)
(4) = Total price variation in national currency.
(WA) = Weighted average.

PERCENTAGE VARIATIONS IN INTERVENTION PRICES FOR 1989/90 COMPARED WITH THE PRICES ADOPTED BY PRODUCT FOR 1988/89				
IRELAND				
	(1)	(2)	(3)	(4)
CROP PRODUCTS (WA)	-0.46	+1.07	+0.00	+1.07
COMMON WHEAT	+0.00	+1.53	+0.00	+1.53
BARLEY	+0.00	+1.53	+0.00	+1.53
CEREALS (WA)	+0.00	+1.53	+0.00	+1.53
SUGARBEET	-2.00	-0.50	+0.00	-0.50
APPLES	+0.00	+1.53	+0.00	+1.53
FRESH FRUIT (WA)	+0.00	+1.53	+0.00	+1.53
CAULIFLOWERS	+0.00	+1.53	+0.00	+1.53
TOMATOES	+0.00	+1.53	+0.00	+1.53
FRESH VEGETABLES (WA)	+0.00	+1.53	+0.00	+1.53
ANIMAL PRODUCTS (WA)	+0.00	+1.68	+0.00	+1.68
FRESH MILK	+0.00	+1.44	+0.00	+1.44
LIVE CATTLE	+0.00	+2.00	+0.00	+2.00
CATTLE AND MILK (WA)	+0.00	+1.73	+0.00	+1.73
PIGS	+0.00	+0.00	+0.00	+0.00
SHEEP	+0.00	+3.25	+0.00	+3.25
ALL PRODUCTS (WA)	-0.04	+1.63	+0.00	+1.63

(1) = Price variation in ECU.
 (2) = Price variation in national currency (effect of price decisions).
 (3) = Price variation in national currency (monetary adjustments since last price decisions)
 (4) = Total price variation in national currency.
 (WA) = Weighted average.

PERCENTAGE VARIATIONS IN INTERVENTION PRICES FOR 1989/90 COMPARED WITH THE PRICES ADOPTED BY PRODUCT FOR 1988/89					
ITALY					
	(1)	(2)	(3)	(4)	
CROP PRODUCTS (WA)	-1.25	+0.55	+0.00	+0.55	
COMMON WHEAT (WA)	+0.00	+2.32	+0.00	+2.32	
DURUM WHEAT (WA)	-5.52	-3.32	+0.00	-3.32	
BARLEY (WA)	+0.00	+2.32	+0.00	+2.32	
RYE (WA)	+0.00	+2.32	+0.00	+2.32	
MAIZE (WA)	+0.00	+2.32	+0.00	+2.32	
CEREALS (WA)	-1.93	+0.35	+0.00	+0.35	
PADDY RICE (WA)	+0.00	+1.82	+0.00	+1.82	
SUGARBEET (WA)	-2.00	-0.22	+0.00	-0.22	
OLIVE OIL (WA)	+0.00	+1.82	+0.00	+1.82	
RAPESEED (WA)	+0.00	+2.32	+0.00	+2.32	
SUNFLOWER SEED (WA)	+0.00	+2.32	+0.00	+2.32	
SOYA BEANS (WA)	+0.00	+2.32	+0.00	+2.32	
TABLE WINE (WA)	-1.24	+0.87	+0.00	+0.87	
RAW TOBACCO (WA)	+0.00	+1.32	+0.00	+1.32	
SWEET ORANGES (WA)	-7.50	-6.28	+0.00	-6.28	
MANDARINS (WA)	-7.50	-6.28	+0.00	-6.28	
LEMONS (WA)	+0.00	+1.32	+0.00	+1.32	
TABLE GRAPES (WA)	+0.00	+1.32	+0.00	+1.32	
APPLES (WA)	+0.00	+1.32	+0.00	+1.32	
PEARS (WA)	+0.00	+1.32	+0.00	+1.32	
PEACHES (WA)	+0.00	+1.32	+0.00	+1.32	
FRESH FRUIT (WA)	-1.62	-0.33	+0.00	-0.33	
CAULIFLOWERS (WA)	+0.00	+1.32	+0.00	+1.32	
TOMATOES (WA)	+0.00	+1.32	+0.00	+1.32	
FRESH VEGETABLES (WA)	+0.00	+1.32	+0.00	+1.32	
ANIMAL PRODUCTS (WA)	+0.00	+1.42	+0.00	+1.42	
FRESH MILK (WA)	+0.00	+1.82	+0.00	+1.82	
LIVE CATTLE (WA)	+0.00	+1.82	+0.00	+1.82	
CATTLE AND MILK (WA)	+0.00	+1.82	+0.00	+1.82	
PIGS (WA)	+0.00	+0.00	+0.00	+0.00	
SHEEP (WA)	+0.00	+1.82	+0.00	+1.82	
ALL PRODUCTS (WA)	-0.72	+0.92	+0.00	+0.92	

(1) = Price variation in ECU.
(2) = Price variation in national currency (effect of price decisions).
(3) = Price variation in national currency (monetary adjustments since last price decisions)
(4) = Total price variation in national currency.
(WA) = Weighted average.

PERCENTAGE VARIATIONS IN INTERVENTION PRICES FOR 1989/90 COMPARED WITH THE PRICES ADOPTED BY PRODUCT FOR 1988/89

		LUXEMBOURG			
		(1)	(2)	(3)	(4)
CROP PRODUCTS	(WA)	+0.00	+0.00	+0.00	+0.00
COMMON WHEAT		+0.00	+0.00	+0.00	+0.00
BARLEY		+0.00	+0.00	+0.00	+0.00
RYE		+0.00	+0.00	+0.00	+0.00
CEREALS	(WA)	+0.00	+0.00	+0.00	+0.00
SUGARBEET		-2.00	-2.00	+0.00	-2.00
RAPESEED		+0.00	+0.00	+0.00	+0.00
TABLE WINE	(WA)	+2.00	+2.00	+0.00	+2.00
APPLES		+0.00	+0.00	+0.00	+0.00
FRESH FRUIT	(WA)	+0.00	+0.00	+0.00	+0.00
ANIMAL PRODUCTS	(WA)	+0.00	+0.00	+0.00	+0.00
FRESH MILK		+0.00	+0.00	+0.00	+0.00
LIVE CATTLE		+0.00	+0.00	+0.00	+0.00
CATTLE AND MILK	(WA)	+0.00	+0.00	+0.00	+0.00
PIGS		+0.00	+0.00	+0.00	+0.00
ALL PRODUCTS	(WA)	+0.00	+0.00	+0.00	+0.00

- (1) = Price variation in ECU.
- (2) = Price variation in national currency (effect of price decisions).
- (3) = Price variation in national currency (monetary adjustments since last price decisions)
- (4) = Total price variation in national currency.
- (WA) = Weighted average.

PERCENTAGE VARIATIONS IN INTERVENTION PRICES FOR 1989/90 COMPARED WITH THE PRICES
ADOPTED BY PRODUCT FOR 1988/89

		NEDERLAND			
		(1)	(2)	(3)	(4)
CROP PRODUCTS	(WA)	-0.58	-0.86	+0.00	-0.86
COMMON WHEAT		+0.00	+0.00	+0.00	+0.00
BARLEY		+0.00	+0.00	+0.00	+0.00
RYE		+0.00	+0.00	+0.00	+0.00
CEREALS	(WA)	+0.00	+0.00	+0.00	+0.00
SUGARBEET		-2.00	-2.34	+0.00	-2.34
RAPESEED		+0.00	-0.35	+0.00	-0.35
TABLE GRAPES		+0.00	-0.35	+0.00	-0.35
APPLES		+0.00	-0.35	+0.00	-0.35
PEARS		+0.00	-0.35	+0.00	-0.35
FRESH FRUIT	(WA)	+0.00	-0.35	+0.00	-0.35
CAULIFLOWERS		+0.00	-0.35	+0.00	-0.35
TOMATOES		+0.00	-0.35	+0.00	-0.35
FRESH VEGETABLES	(WA)	+0.00	-0.35	+0.00	-0.35
ANIMAL PRODUCTS	(WA)	+0.00	-0.59	+0.00	-0.59
FRESH MILK		+0.00	-0.87	+0.00	-0.87
LIVE CATTLE		+0.00	-0.35	+0.00	-0.35
CATTLE AND MILK	(WA)	+0.00	-0.72	+0.00	-0.72
PIGS		+0.00	-0.35	+0.00	-0.35
SHEEP		+0.00	-0.35	+0.00	-0.35
ALL PRODUCTS	(WA)	-0.07	-0.63	+0.00	-0.63

- (1) = Price variation in ECU.
- (2) = Price variation in national currency (effect of price decisions).
- (3) = Price variation in national currency (monetary adjustments since last price decisions)
- (4) = Total price variation in national currency.
- (WA) = Weighted average.

PERCENTAGE VARIATIONS IN INTERVENTION PRICES FOR 1989/90 COMPARED WITH THE PRICES ADOPTED BY PRODUCT FOR 1988/89					
PORTUGAL					
	(1)	(2)	(3)	(4)	
CROP PRODUCTS (WA)	+9.57	+11.90	+0.00	+11.90	
SUGARBEET	-1.90	+0.18	+0.00	+0.18	
OLIVE OIL	+10.00	+12.34	+0.00	+12.34	
ANIMAL PRODUCTS (WA)	+0.00	+2.13	+0.00	+2.13	
SHEEP	+0.00	+2.13	+0.00	+2.13	
ALL PRODUCTS (WA)	+6.72	+8.99	+0.00	+8.99	

(1) = Price variation in ECU.
(2) = Price variation in national currency (effect of price decisions).
(3) = Price variation in national currency (monetary adjustments since last price decisions)
(4) = Total price variation in national currency.
(WA) = Weighted average.

PERCENTAGE VARIATIONS IN INTERVENTION PRICES FOR 1989/90 COMPARED WITH THE PRICES ADOPTED BY PRODUCT FOR 1988/89				
UNITED KINGDOM				
	(1)	(2)	(3)	(4)
CROP PRODUCTS (WA)	-0.16	+3.73	+0.00	+3.73
COMMON WHEAT	+0.00	+3.90	+0.00	+3.90
BARLEY	+0.00	+3.90	+0.00	+3.90
RYE	+0.00	+3.90	+0.00	+3.90
CEREALS (WA)	+0.00	+3.90	+0.00	+3.90
SUGARBEET	-2.00	+1.82	+0.00	+1.82
RAPESEED	+0.00	+3.90	+0.00	+3.90
APPLES	+0.00	+3.90	+0.00	+3.90
PEARS	+0.00	+3.90	+0.00	+3.90
FRESH FRUIT (WA)	+0.00	+3.90	+0.00	+3.90
CAULIFLOWERS	+0.00	+3.90	+0.00	+3.90
TOMATOES	+0.00	+3.90	+0.00	+3.90
FRESH VEGETABLES (WA)	+0.00	+3.90	+0.00	+3.90
ANIMAL PRODUCTS (WA)	+0.00	+2.64	-0.05	+2.59
FRESH MILK	+0.00	+3.17	+0.00	+3.17
LIVE CATTLE	+0.00	+2.71	+0.00	+2.71
CATTLE AND MILK (WA)	+0.00	+2.99	+0.00	+2.99
PIGS	+0.00	+0.42	-0.30	+0.12
SHEEP	+0.00	+4.18	+0.00	+4.18
ALL PRODUCTS (WA)	-0.05	+3.02	-0.03	+2.98

(1) = Price variation in ECU.
(2) = Price variation in national currency (effect of price decisions).
(3) = Price variation in national currency (monetary adjustments since last price decisions)
(4) = Total price variation in national currency.
(WA) = Weighted average.

Oficinas de prensa y de información - Informationskontorer - Presse-und Informationsbüros
Γραφεία τύπου και πληροφοριών - Information offices - Bureaux de presse et d'information
Uffici stampa e informazione - Voorlichtingsbureaus - Secretariados de impresa
e de informação

BELGIQUE - BELGIË

rue Archimède 73
Archimedesstraat 73
1040 Bruxelles - 1040 Brussel
Tél.: 235.11.11/235.38.44

DANMARK

Højbrohus
Østergade 61
Postbox 144
1004 København K
Tlf.: 14.41.40

DEUTSCHLAND

Zitelmannstraße 22
5300 Bonn
Tel.: 23.80.41
Kurfürstendamm 102
1000 Berlin 31
Tel.: 892.40.28
Erhardtstraße 27
8000 München
Tel.: 202.10.11

ESPAGNE

Calle de Serrano 41
5ª planta
Madrid 1
Tel.: 435.17.00/435.15.28

FRANCE

61, rue des Belles-Feuilles
75782 Paris Cedex 16
Tél.: 45.01.58.85
CMCI/Bureau 320
2, rue Henri-Barbusse
13241 Marseille Cedex 01
Tél.: 91.91.46.00

HELLAS

2, Vassilissis Sofia
T.K. 11002
Athina 10674
Tel.: 724.39.82

IRELAND

39 Molesworth Street
Dublin 2
Tel.: 71.22.44

ITALIA

Via Poli 29
00187 Roma
Tel.: 678.97.22
Corso Magenta 61
20123 Milano
Tel.: 80.15.05

GRAND-DUCHE DE LUXEMBOURG

Bâtiment Jean Monnet
rue Alcide de Gasperi
2920 Luxembourg
Tél.: 430.11

NEDERLAND

Korte Vijverberg 5
2513 AB Den Haag
Tel.: 46.93.26

PORTUGAL

Centro Europeu Jean Monnet
rua do Salitre 56
1200 Lisboa
Tel.: 154.11.44

UNITED KINGDOM

8 Storey's Gate
London SW1 P 3 AT
Tel.: 222.81.22
Windsor House
9/15 Bedford Street
Belfast BT2 7EG
Tel.: 24.07.08
4 Cathedral Road
Cardiff CF1 9SG
Tel.: 37.16.31
7 Alva Street
Edinburgh EH2 4PH
Tel.: 225.20.58