

**Kommissionen for De europæiske Fællesskaber**  
Generaldirektoratet for økonomiske og finansielle spørgsmål

**Kommission der Europäischen Gemeinschaften**  
Generaldirektion Wirtschaft und Finanzen

**Commission of the European Communities**  
Directorate-General for Economic and Financial Affairs

**Commission des Communautés européennes**  
Direction générale des affaires économiques et financières

**Commissione delle Comunità europee**  
Direzione generale degli affari economici e finanziari

**Commissie van de Europese Gemeenschappen**  
Directoraat-generaal voor Economische en Financiële Zaken

Resultaterne af

# **konjunkturundersøgelsen**

hos virksomhedsledere i Fællesskabet

Ergebnisse der

# **Konjkturumfrage**

bei den Unternehmern in der Gemeinschaft

Results of the

# **business survey**

carried out among managements in the Community

Résultats de

# **l'enquête de conjoncture**

auprès des chefs d'entreprise de la Communauté

Risultati della

# **inchiesta congiunturale**

effettuata presso gli imprenditori della Comunità

Resultaten van de

# **conjunctuurenquête**

bij het bedrijfsleven in de Gemeenschap



»Resultaterne af konjunkturundersøgelsen hos virksomhedsledere i Fællesskabet« indeholder oplysninger om de harmoniserede undersøgelser inden for industri og byggeog anlægsvirksomhed, som gennføres i Det europæiske Fællesskabs medlemsstater med støtte fra Kommissionen. Publikationen udarbejdes af generaldirektoratet for økonomiske og finansielle spørgsmål (rue de la Loi, 200, B-1049 Bruxelles) og offentliggøres elleve gange om året (ét nummer dækker august og september)

Gengivelse er tilladt med kildeangivelse, dog ikke for kommercielle database-netværker.  
Betingelserne vedrørende gengivelse for databaser kan opnås ved henvendelse til ovenstående adresse.

Printed in Belgium

Die Veröffentlichung „Ergebnisse des Konjunkturumfrage bei den Unternehmern in der Gemeinschaft“ berichtet über die harmonisierten Umfragen, die mit Unterstützung der Kommission im Industrie- und Bausektor in den Mitgliedstaaten der Europäischen Gemeinschaft durchgeführt werden. Sie wird von der Generaldirektion Wirtschaft und Finanzen (Rue de la Loi 200, B-1049 Brüssel) ausgearbeitet und erscheint elfmal pro Jahr (eine Ausgabe für August und September).

Außer im Falle kommerzieller Datennetze ist die Wiedergabe mit Quellennachweis gestattet.  
Die Bedingungen für die Einspeisung in kommerzielle Datennetze können bei obiger Adresse erfragt werden.

Gedruckt in Belgien.

"Results of the business survey carried out among managements in the Community" reports on the harmonized industrial and construction sector surveys carried out in the Member States of the European Community, with the support of the Commission. It is prepared by the Directorate-General for Economic and Financial Affairs (rue de la Loi, 200, B-1049 Brussels) and is published eleven times a year (one issue covers August and September).

Reproduction is authorized, except by commercial data-base networks, subject to acknowledgement of the source.  
For conditions relating to reproduction by data base services, application should be made to the above address.

Printed in Belgium

Les « Résultats de l'enquête de conjoncture auprès des chefs d'entreprise de la Communauté » sont le compte rendu des enquêtes harmonisées menées, dans l'industrie et le secteur de la construction, par les États membres de la Communauté européenne avec le soutien de la Commission. Ce fascicule, qui est élaboré par la Direction générale des Affaires économiques et financières, (200, rue de la Loi, B 1049, Bruxelles), paraît onze fois par an (les mois d'août et de septembre faisant l'objet d'un numéro unique).

La reproduction, autorisée sauf sur réseau informatique commercial, est subordonnée à l'indication de la source.  
Toute demande concernant les conditions de reproduction sur réseau informatique devra être envoyée à l'adresse précitée.

Imprimé en Belgique.

La serie «Risultati dell'inchiesta congiunturale effettuata presso gli imprenditori della Comunità» presenta i dati delle inchieste armonizzate effettuate nei settori dell'industria e dell'edilizia degli Stati membri della Comunità europea con il sostegno della Commissione. La serie è preparata dalla Direzione generale degli Affari economici e finanziari (Rue de la Loi, 200, B-1049 Bruxelles) e comprende 11 numeri all'anno (i mesi di agosto e settembre sono riuniti in un unico numero).

La riproduzione, salvo su reti informatiche commerciali, è autorizzata subordinatamente alla citazione della fonte.  
Le domande relative alle condizioni di riproduzione su reti informatiche dovranno essere rivolte al predetto indirizzo.

Stampato in Belgio

„Resultaten van de conjunctuurenquête bij het bedrijfsleven in de Gemeenschap“ bevatten de uitkomsten van de in de lid-staten van de Europese Gemeenschap met steun van de Commissie gehouden geharmoniseerde enquêtes bij de industrie en de bouwnijverheid. Deze resultaten worden elf maal per jaar (één nummer voor augustus en september samen) gepubliceerd door het directoraat-generaal voor economische en financiële zaken (Wetstraat 200, B-1049 Brussel).

Behoudens voor commerciële informatiesystemen is overname toegestaan, mits de bron wordt vermeld.  
Alle verzoeken betreffende de voorwaarden voor het opnemen van de gegevens in informatiesystemen moeten aan het opgegeven adres worden toegezonden.

Printed in Belgium.

# EUROPÆISKE FÆLLESSKABS KONJUNKTURUNDERSØGELSE

## Konjunkturundersøgelserne

Konjunkturundersøgelserne hos virksomhedsledere i De europæiske Fællesskaber er blevet opbygget gradvis siden 1962. De foretages af nationale institutter på grundlag af Kommissionens harmoniserede spørgeskemaer. Undersøgelserne omfatter hver måned omkring 20 000 virksomheder.

Fremsendelse af spørgeskemaerne til deltagerne foretages af institutterne en af de første dage i den måned resultatet i tabellerne kan henføres til (eller en af de sidste dage i den foregående måned). Tilbagesendelsen af de udfyldte spørgeskemaer foretages indtil omkring den 10. i måneden. Undtagelser fra denne regel findes i Italien, hvor fremsendelsen af spørgeskemaerne til deltagerne foretages omkring den 15., og i Tyskland, hvor den foretages fra den 20. i måneden, med tilbagesendelsen til institutterne omkring den 10. i den følgende måned hvor resultatet kan henføres til.

## Spørgsmål

### Industriundersøgelsen

#### Månedligt

1. produktionsudviklingen i de seneste måneder: forøgelse, uændret, formindskelse?
2. ordrebeholdning: større end normalt, normalt, mindre end normalt?
3. eksportordrebeholdning: større end normalt, normalt, mindre end normalt?
4. færdigvarelagre: større end normalt, normalt, mindre end normalt?
5. produktionsforventninger for de kommende måneder: forøgelse, uændret, formindskelse?
6. salgsprisforventninger for de kommende måneder: forøgelse, uændret, formindskelse?

#### Halvårligt (i juni/juli og oktober/november)

7. beskæftigelsesforventninger for de kommende måneder: forøgelse, uændret, formindskelse?

#### Tre gange om året (i januar/februar, juni/juli og oktober/november)

8. produktionsbegrænsninger: ingen, utilstrækkelig efterspørgsel, mangel på arbejdskraft, mangel på udstyr?

#### Kvartalsvis (i januar, april, juli og oktober)

9. produktionskapacitet: mere end tilstrækkelig, tilstrækkelig, utilstrækkelig?
10. periode, for hvilken produktionen er sikret (i måneder)?
11. ordretilgang i de seneste måneder: forøgelse, uændret, formindskelse?
12. eksportordreventninger for de kommende måneder: forøgelse, uændret, formindskelse?
13. kapacitetsudnyttelse (i procent)?
14. råvarelagre: store, normale, små?

### Investeringsundersøgelsen

#### Halvårligt (i marts/april og oktober/november)

— investeringsudvikling og -forventninger: årlig procentvis ændring i investeringerne i løbende priser?

### Undersøgelsen inden for bygge- og anlægsvirksomhed

Månedligt (undtagen i Frankrig og Det forenede Kongerige, hvor undersøgelsen foretages kvartalsvis)

1. aktivitetstendens sammenlignet med de forudgående måneder: forøgelse, uændret, formindskelse?
2. faktorer, der bremser produktionen: dårligt vejr, mangel på arbejdskraft, mangel på udstyr, ingen?
3. ordrebeholdning eller produktionsplan: større end normalt, normalt, mindre end normalt?

4. beskæftigelsesforventninger for de kommende måneder: forøgelse, uændret, formindskelse?

5. prisforventninger for de kommende måneder: forøgelse, uændret, formindskelse?

kvartalsvis (i januar, april, juli og oktober)

6. periode, for hvilken produktionen er sikret: i måneder

## Resultaterne og den anvendte nomenklatur

Tabellerne på de følgende sider viser resultaterne af undersøgelserne for fremstillingsvirksomhed under ét, for de tre hovedgrupper forbrugsgoder, investeringsgoder og mellemprodukter samt for 54 grupper og undergrupper af industrivarer.

To resultater, angivet henholdsvis med »=« og »s«, gives for hvert spørgsmål. »=« angives for svar med betydningen »uændret«, »normalt« eller »tilstrækkelig«. »s« angives for positiv eller negativ nettosaldo, hvor svarene »forøgelse«, »større end normalt« og »mere end tilstrækkelig« betragtes som positive, og som negative de modsatte svar.

Bogstaverne over kolonnerne angiver de berørte lande samt den måned undersøgelsesresultaterne vedrører, d.v.s.: J = januar, F = februar, M = marts, A = april, M = maj, J = juni, J = juli, A = august, S = september, O = oktober, N = november, D = december. Forveksling på grund af samme forkortelser for forskellige måneder (J for januar, juni og juli; A for april og august) undgås derved, at resultaterne er omgrupperet i perioder på tre måneder.

Fra og med denne publikations nr. 1, 1980 henføres undersøgelsesresultaterne til den måned, hvori spørgeskemaerne er blevet besvaret. (I den tidligere nummer »Resultaterne af konjunkturundersøgelserne hos virksomhedsledere i Fællesskabet« knyttes resultaterne til den forudgående måned).

Tilsvarende tabeller er anvendt til at præsentere resultaterne af undersøgelsen inden for bygge- og anlægsvirksomhed. En yderligere tabel, som redegør for resultaterne af investeringsundersøgelsen, offentliggøres to gange om året.

Sektoropdelingen for de forskellige undersøgelser er beskrevet nedenstående.

## Institutter

Undersøgelserne foretages af:

- DK — Danmark: Danmarks Statistik
- D — Forbundsrepublikken Tyskland: IFO (Institut für Wirtschaftsforschung)
- F — Frankrig: INSEE (Institut National de la Statistique et des Études Économiques)
- IRL — Irland: CII (Confederation of Irish Industry) og ESRI (Economic and Social Research Institute)
- I — Italien: ISCO (Istituto nazionale per lo Studio della Congiuntura)
- NL — Nederlandene: CBS (Centraal Bureau voor de Statistiek)
- B — Belgien: Banque Nationale de Belgique
- L — Luxembourg: STATEC (Service central de la Statistique et des Études Économiques)
- UK — Det forenede Kongerige: CBI (Confederation of British Industry), for så vidt angår fremstillingsvirksomhed  
— DI (Department of Industry), for så vidt angår investeringsundersøgelsen  
— National Federation of Building Trade Employers for bygge- og anlægsundersøgelsen.

Et månedligt udvalg af de seneste resultater af undersøgelserne gives i tillæg — række B — til »Europæisk Økonomi«. Artikler med mere detaljerede analyser og længere tidsrækker offentliggøres periodisk i hovednumrene af »Europæisk Økonomi«.

## Industriklassifikation

### Industriundersøgelsen <sup>1</sup>

- 0 Den samlede industri** <sup>2</sup>
- I Forbrugsgoder**
- II Investeringsgoder**
- III Mellemprodukter**
- 1 Tekstilindustri** (43)  
 a Uldindustri B (431)  
 b Bomuldsindustri B (432)  
 c Trikotagefremstilling B (436)
- 2 Fodtøjs- og beklædningsindustri** (45)  
 a Fremstilling af fodtøj C (451/452)  
 b Beklædning C (453/454)
- 3 Træindustri og fremstilling af træmøbler** (46)  
 a Træ B (461-466)  
 b Træmøbler C (467)
- 4 Papir- og papirvareindustri; trykkeri- og forlagsvirksomhed** (47)  
 a Papirfremstilling B (471)  
 b Papirforarbejdning B (472)  
 c Trykkeri- og forlagsvirksomhed C (473/474)
- 5 Læder- og lædervareindustri** (44)
- 6 Forarbejdning af plastmaterialer** B (483)
- 7 Mineralolieraffinering** B (14)
- 8 Fremstilling og primær bearbejdning af metaller** B (22 : 221-224)
- 9 Sten-, ler- og glasindustri** (24)  
 a Byggematerialer, bygge- og industrikeramik, plant glas B (241-246;  
 247 ekskl. 247.2-4/247.7; 248 ekskl. 248.6/248.7)  
 b Finkeramik og buet glas C (247.2-247.7/248.6-7)
- 10 Kemisk industri** (25)  
 a Kemiske basisprodukter B (251)  
 b Kemikalier til industrien og landbruget B (256)  
 c Kemikalier til forbrug C (255/257-259)
- 11 Fremstilling af kemofibre** B (26)
- 12 Fremstilling af metalvarer** (31)  
 I (314/315/316.6)  
 C (316.5)  
 B (311/313/319/resten af 316)
- 13 Maskinindustri** I (32)  
 a Landbrugsmaskiner og -traktorer (321)  
 b Værktøjsmaskiner (322)  
 c Tekstilmaskiner og tilbehør (323)  
 d Motorer, kompressorer, pumper (328)
- 14 Fremstilling af kontormaskiner samt databehandlingsanlæg og -udstyr**  
 I (33)
- 15 Elektroindustri** (34)  
 a Fremstilling af elektrisk udstyr og apparatur I (341-344)  
 b El-husholdningsapparater, radio, fjernsyn C (345/346)  
 c Lamper og belysningsmateriel, montering og teknisk installationsarbejde  
 I (347/348)
- 16 Fremstilling af automobiler og dele dertil** (35)  
 a Fremstilling og samling af automobiler (inkl. traktorer til vejtransport) og  
 motorer dertil C + I (351)  
 b Fremstilling af karosserier, påhængs- og sættevogne I (352)  
 c Fremstilling af udstyr, tilbehør og dele til automobiler B (353)
- 17 Fremstilling af andre transportmidler** (36)  
 a Skibsbygning, -reparation og -vedligeholdelse I (361)  
 b Fremstilling af cykler og motorcykler samt dele dertil C (362-365)
- 18 Gummiindustri** B (481/482)
- 19 Finmekanisk og optisk industri** (37)
- 20 Nærings- og nydelsesmiddelindustri** (41/42)

### Investeringsundersøgelsen

#### Råvareindustrier

Kemisk industri  
 Mineralolieindustri  
 Byggematerialer, keramik, glas  
 Fremstilling af kemofibre  
 Gummi

#### Metalindustri

Jern- og stålindustri  
 Primær bearbejdning af jern og stål (ekskl. støberier)  
 Non-ferro metalindustri

#### Maskin- og elektroindustri

Støberier  
 Metalvarer til forbrug  
 Almindeligt udstyr  
 Ikke-elektrisk maskineri  
 El-husholdningsapparater, radio, fjernsyn  
 Elektrisk maskineri  
 Automobilindustri  
 Skibsbygning, flyindustri og jernbanemateriel  
 Finmekanik, optik, ure

#### Anden Fremstillingsvirksomhed

Tekstilindustri  
 Beklædning og trikotage  
 Læder og fodtøj  
 Træ og kork  
 Møbler  
 Papir- og papforarbejdning  
 Trykkerivirksomhed  
 Plastforarbejdning

#### Udvindingsindustri

Udvinding og forbehandling af fast brændsel  
 Udvinding af malme, af jordolie og naturgas,  
 af byggematerialer, ildfaste og keramiske  
 jordarter

#### Næringsmiddelindustri

#### Den samlede industri <sup>2</sup>

### Undersøgelsen inden for bygge- og anlægsvirksomhed

#### Samlet bygge- & anlægsvirksomhed

Bygninger:  
 — boliger  
 — andre bygninger

Offentlige arbejder.

<sup>1</sup> Klassificeringen af industrisektorerne i tre hovedgrupper er anført ved C = forbrugsgoder, I = investeringsgoder, B = mellemprodukter. Referencer til NACE (den almindelige systematiske opstilling af økonomiske aktiviteter inden for De europæiske Fællesskaber) er anført i parentes.

<sup>2</sup> Nærings- og nydelsesmiddelindustrien er ikke indeholdt i tallene for »den samlede industri« i industriundersøgelsen, men i resultaterne vedvørende investeringsundersøgelsen.

# KONJUNKTURUMFRAGEN IN DER EUROPÄISCHEN GEMEINSCHAFT

## Die Konjunkturumfragen

Die Konjunkturumfragen in der Europäischen Gemeinschaft sind seit 1962 ständig weiterentwickelt worden. Sie werden von nationalen Instituten auf der Grundlage der harmonisierten Fragebögen der Kommission durchgeführt. Gegenwärtig werden monatlich etwa 20 000 Unternehmen befragt.

Die Fragebögen für die Umfragen werden von den Instituten normalerweise in den ersten Tagen des Monats dem die Ergebnisse in den Tabellen zugeordnet werden (oder den letzten des Vormonats) an die Teilnehmer verschickt. Die Antworten gehen bei den Instituten bis etwa zum 10. des Monats ein. Ausnahmen bilden Italien, wo die Fragebögen schon am 15. des Monats und die Bundesrepublik Deutschland, wo sie ab dem 20. des Monats verschickt werden. Das Rücksenden der Antworten an die Institute erfolgt bis zum 10. des folgenden Monats, dem die Ergebnisse zugeordnet werden.

## Fragen

### Umfrage in der Industrie

1. Produktionstätigkeit der jüngsten Vergangenheit: Zunahme, keine Veränderung, Abnahme?
2. Auftragsbestand: verhältnismäßig groß, ausreichend, zu klein?
3. Bestand an Auftragsaufträgen: verhältnismäßig groß, ausreichend, zu klein?
4. Fertigwarenlager: verhältnismäßig groß, ausreichend, zu klein?
5. Produktionserwartungen für die kommenden Monate: Zunahme, keine Veränderung, Abnahme?
6. Erwartungen hinsichtlich der Verkaufspreise in den kommenden Monaten: Zunahme, keine Veränderung, Abnahme?

Halbjährlich (Juni/Juli und Oktober/November):

7. Erwartungen hinsichtlich der Beschäftigtenzahl in den kommenden Monaten: Zunahme, keine Veränderung, Abnahme?

Dreimal jährlich (Januar/Februar, Juni/Juli und Oktober/November):

8. Behinderung der Produktionstätigkeit: keine, durch unzureichende Nachfrage, Mangel an Arbeitskräften, unzureichende Ausrüstung?

Vierteljährlich (Januar, April, Juli und Oktober):

9. Produktionskapazität: mehr als ausreichend, ausreichend, unzureichend?
10. Gesicherte Produktionsdauer: in Monaten?
11. Auftragseingänge in der jüngsten Vergangenheit: Zunahme, keine Veränderung, Abnahme?
12. Erwartungen hinsichtlich der Auftragsaufträge in den kommenden Monaten: Zunahme, keine Veränderung, Abnahme?
13. Kapazitätsauslastung: in Prozent?
14. Rohstofflager: verhältnismäßig groß, ausreichend, zu klein?

### Umfrage über die Investitionen

Halbjährlich (März/April und Oktober/November):

- Investitionstätigkeit und Aussichten: jährliche prozentuale Veränderung der Investitionsausgaben zu jeweiligen Preisen in nationaler Währung?

### Umfrage im Baugewerbe

Monatlich (mit Ausnahme Frankreichs und des Vereinigten Königreichs, wo die Befragung vierteljährlich durchgeführt wird):

1. Entwicklung der Bautätigkeit im Vergleich zu den Vormonaten: Zunahme, keine Veränderung, Abnahme?
2. Die Bautätigkeit behindernde Faktoren: schlechtes Wetter, Mangel an Arbeitskräften, unzureichende Ausrüstung, keine?

3. Auftragsbestand oder Produktionsprogrammierung: verhältnismäßig, groß, ausreichend, zu klein?
  4. Erwartungen hinsichtlich der Beschäftigtenzahl in den nächsten Monaten: Zunahme, keine Veränderung, Abnahme?
  5. Erwartungen hinsichtlich der Preisentwicklung in den nächsten Monaten: Zunahme, keine Veränderung, Abnahme?
- Vierteljährlich (Januar, April, Juli und Oktober):
6. Gesicherte Produktionsdauer: in Monaten?

## Darstellung der Ergebnisse und verwendete Nomenklatur

In den Tabellen auf den folgenden Seiten sind die Ergebnisse der Umfragen für die verarbeitende Industrie insgesamt und die drei Hauptgruppen (Verbrauchsgüter, Investitionsgüter und Vorprodukte) sowie für 54 Gruppen und Untergruppen von Industrieprodukten dargestellt.

Für jede Frage werden zwei Ergebnisse mitgeteilt „=" bzw. „s“. „=" bezeichnen die Antworten, die entweder „keine Veränderung“ oder „ausreichend“ angeben; „s“ gibt den positiven oder negativen Saldo an; die Antworten „Zunahme“, „mehr als ausreichend“ und „verhältnismäßig gross“ werden als positive Antworten betrachtet und die gegenteiligen Antworten als negative. Die Buchstaben über den Zahlenkolonnen bezeichnen für den jeweiligen Mitgliedstaat den Monat, dem das Ergebnis der Umfrage zugeordnet ist, d.h.: J : Januar, F : Februar, M : März, A : April, M : Mai, J : Juni, J : Juli, A : August, S : September, O : Oktober, N : November, D : Dezember. Die Verwechslung der Monate durch den Gebrauch der Anfangsbuchstaben (J für Januar, Juni und Juli; A für April und August) wird dadurch vermieden, dass die Ergebnisse in Dreimonatsgruppen zusammengefasst sind.

Mit Beginn der Nr. 1, 1980 dieser Veröffentlichung werden die Ergebnisse der Umfragen unter dem Monat veröffentlicht, in dem die Fragebogen durch die Beantworter ausgefüllt werden. (In den früheren Nummern „Ergebnisse der Konjunkturumfragen bei den Unternehmern in der Gemeinschaft“ geschah die Veröffentlichung unter dem vorangegangenen Monat).

Die Ergebnisse der Umfrage im Baugewerbe werden in ähnlichen Tabellen veröffentlicht. Eine zusätzliche Tabelle gibt zweimal im Jahr die Ergebnisse der Investitionsumfragen wider.

Für die Investitionsumfrage und die Umfrage in der Bauwirtschaft ist die Aufschlüsselung nach Sektoren weiter unten angegeben.

## Institute

Folgende Institute führen die Umfragen durch:

- DK — Dänemark: Danmarks Statistik
- D — Bundesrepublik Deutschland: IFO (Institut für Wirtschaftsforschung)
- F — Frankreich: INSEE (Institut national de la Statistique et des Études Économiques)
- IRL — Irland: CII (Confederation of Irish Industry) und ESRI (Economic and Social Research Institute)
- I — Italien: ISCO (Istituto nazionale per lo Studio della Congiuntura)
- NL — Niederlande: CBS (Centraal Bureau voor de Statistiek)
- B — Belgien: Banque Nationale de Belgique)
- L — Luxemburg: STATEC (Service central de la Statistique et des Études économiques)
- UK — Vereinigtes Königreich: CBI (Confederation of British Industry) für die Verarbeitende Industrie.
  - DI (Department of Industry) für die Investitionsumfrage
  - National Federation of Building Trade Employers für die Umfrage in der Bauwirtschaft.

Das Beiheft „B“ zu „Europäische Wirtschaft“ bringt eine monatliche Auswahl der jüngsten Ergebnisse. Eingehendere Analysen und längere Zeitreihen werden in regelmäßigen Zeitabständen in den eigentlichen Ausgaben der „Europäischen Wirtschaft“ erscheinen.

## Aufgliederung der Industriesektoren

### Umfrage in der Industrie <sup>1</sup>

- 0 Gesamte Industrie <sup>2</sup>**
- I Verbrauchsgüter**
- II Investitionsgüter**
- III Vorprodukte**
- 1 Textilgewerbe (43)**
  - a Wollaufbereitung, — Weberei u.ä. B (431)
  - b Baumwollspinnerei, — Weberei u.ä. B (432)
  - c Wirkerei und Strickerei B (436)
- 2 Schuh- und Bekleidungsgewerbe (45)**
  - a Herstellung von Schuhen C (451/452)
  - b Bekleidung C (453/454)
- 3 Be- und Verarbeitung von Holz (46)**
  - a Holz B (461-466)
  - b Holzmöbel C (467)
- 4 Papier- und Pappenerzeugung und verarbeitung; Druckerei- und Verlagsgewerbe (47)**
  - a Herstellung von Holzschliff, Zellstoff, Papier und Pappe B (471)
  - b Verarbeitung von Papier und Pappe B (472)
  - c Druckerei- und Verlagsgewerbe C (473/474)
- 5 Ledergewerbe (44)**
- 6 Verarbeitung von Kunststoffen B (483)**
- 7 Mineralölverarbeitung B (14)**
- 8 Erzeugung und erste Bearbeitung von Metallen B (22 : 221-224)**
- 9 Be- und Verarbeitung von Steinen und Erden; Herstellung und Verarbeitung von Glas (24)**
  - a Keramisches Material für Bau und Industrie, Flachglas B (241-246; 247 ausser 247.2.4/247.7; 248 ausser 248.6/248.7)
  - b Feinkeramik und Hohlglas C (247.2-247.7/248.6-7)
- 10 Chemische Industrie (25)**
  - a Chemische Grundstoffe B (251)
  - b Chemische Erzeugnisse, vorwiegend für gewerbliche und landwirtschaftliche Verwendung B (256)
  - c Chemische Erzeugnisse für den Verbrauch C (255/257-259)
- 11 Chemiefaserindustrie B (26)**
- 12 Herstellung von Metallerzeugnissen (31)**
  - I (314/315/316.6)
  - C (316.5)
  - B (311/313/319/Rest von 316)
- 13 Maschinenbau I (32)**
  - a Landwirtschaftliche Maschinen und Ackerschlepper (321)
  - b Metallbearbeitungsmaschinen, Maschinenwerkzeuge und Vorrichtungen für Maschinen (322)
  - c Textilmaschinen und deren Zubehör (323)
  - d Motoren, Verdichter, Pumpen (328)
- 14 Herstellung von Büromaschinen sowie Datenverarbeitungsgeräten und -einrichtungen I (33)**
- 15 Elektrotechnik (34)**
  - a Herstellung von Elektromotoren, -generatoren und -transformatoren sowie Schalt- und Installationsgeräten I (341-344)
  - b Elektro-Haushaltsgeräte, Rundfunk- und Fernsehgeräte C (345/346)
  - c Herstellung von Lampen und elektrischen Leuchten, Montage und Installation von elektrotechnischen Erzeugnissen I (347/348)
- 16 Bau von Kraftwagen und deren Einzelteilen (35)**
  - a Bau und Montage von Kraftwagen und deren Motoren (einschliesslich Strassenzugmaschinen) C + I (351)
  - b Herstellung von Karosserien, Aufbauten und Anhängern I (352)
  - c Herstellung von Ausrüstungen, Zubehör und Einzelteilen für Kraftwagen B (353)
- 17 Fahrzeugbau (ohne Bau von Kraftwagen) (36)**
  - a Schiffbau I (361)
  - b Herstellung von Kraft- und Fahrrädern und deren Einzelteilen C (362-365)
- 18 Verarbeitung von Gummi B (481/482)**
- 19 Feinmechanik und Optik (37)**
- 20 Nahrungs- und Genussmittelgewerbe (41/42)**

### Umfrage über die Investitionen

#### Grundstoffindustrien

Chemische Industrie  
 Mineralölverarbeitung  
 Baustoffe, Keramik, Glas  
 Herstellung von Chemiefasern  
 Gummi

#### Eisen-, Stahl- und NE-Metallindustrien

Eisenschaffende Industrie  
 Erste Bearbeitung von Metallen (ohne Giesserei)  
 NE-Metallindustrie

#### Maschinenbau, Elektrotechnik und Fahrzeugbau

Giessereien  
 Metallwaren für den Verbrauch  
 Allgemeine Ausrüstung  
 Nichtelektrische Maschinen  
 Elektro-Haushaltsgeräte, Rundfunk- und Fernsehgeräte  
 Elektrische Ausrüstung  
 Fahrzeugbau  
 Schiffbau, Flugzeugbau und Eisenbahnbau  
 Feinmechanische und optische sowie Uhrenindustrie

#### Verarbeitende industrien

Textilindustrie  
 Bekleidung sowie Wirk- und Strickwaren  
 Leder und Schuhe  
 Holz und Kork  
 Möbel  
 Herstellung von Papier und Pappe  
 Verarbeitung von Papier und Pappe  
 Druckerei  
 Verarbeitung von Kunststoffen

#### Bergbau

Gewinnung und Bearbeitung fester Brennstoffe  
 Erzbergbau  
 Erdöl- und Erdgasgewinnung  
 Gewinnung von Baumaterial und feuerfesten und keramischen Erden

#### Nahrungsmittelindustrie

#### Gesamte Industrie <sup>2</sup>

### Umfrage im Baugewerbe

#### Baugewerbe insgesamt

Hochbau:  
 — Wohnungen  
 — sonstiger Hochbau  
 Tiefbau.

<sup>1</sup> Die Eingliederung der Industriezweige in die drei Hauptgruppen wird bezeichnet durch C = Verbrauchsgüter, I = Investitionsgüter, B = Grundstoffe und Produktionsgüter. Die Ziffern der NACE (Allgemeine Systematik der Wirtschaftszweige in den Europäischen Gemeinschaften) werden in Klammern angegeben.

<sup>2</sup> Die Nahrungs- und Genussmittelindustrie ist in der Rubrik „Gesamte Industrie“ der Umfrage in der Industrie nicht erfasst, sondern sie den Ergebnissen der Umfrage über die Investitionen zugeordnet worden.

## EUROPEAN COMMUNITY BUSINESS SURVEYS

### The business surveys

The European Community business surveys have been progressively developed since 1962. They are carried out by national institutions on the basis of the Commission's harmonized questionnaires. The number of enterprises surveyed each month is about 20 000.

The survey questionnaires are sent to participants at the beginning of the month to which the survey results are attributed in the tables, or in the final days of the preceding month. The bulk of replies are received by about the 10th of the month in question. Exceptions are Italy, where the questionnaires are issued on or about the 15th of the month preceding that to which the results are attributed, and the Federal Republic of Germany where the questionnaires are posted on or about the 20th of the preceding month; in both cases, however, most by the questionnaires are received back during the first 10 days of the month to which the results are attributed.

### Questions

#### Industry survey

Monthly:

1. Production trend in recent months: up, unchanged, down?
2. Order-books: above normal, normal, below normal?
3. Export order-books: above normal, normal, below normal?
4. Stocks of finished products: above normal, normal, below normal?
5. Production expectations for the months ahead: up, unchanged, down?
6. Selling price expectations for the months ahead: up, unchanged, down?

Half-yearly (carried out in June/July and October/November) :

7. Employment expectations for the months ahead: up, unchanged, down?

Three times a year (carried out in January/February, June/July and October/November) :

8. Limits to production: none, insufficient demand, shortage of labour, lack of equipment?

Quarterly (January, April, July and October) :

9. Production capacity: more than sufficient, sufficient, not sufficient?
10. Duration of assured production (in months)?
11. New orders in recent months: up, unchanged, down?
12. Export expectations for the months ahead: up, unchanged, down?
13. Capacity utilization (in %)?
14. Stocks of raw materials: high, normal, low?

#### Investment survey

Half-yearly (March/April and October/November):

— Investment trends and prospects: annual percentage change of investment expenditure at current prices.

#### Building survey

Monthly (except for France and the United Kingdom, where the survey is carried out quarterly):

1. Trend of activity compared with preceding months: up unchanged, down?
2. Limits to production: bad weather, shortage of manpower, lack of equipment, none?
3. Order-books or production schedules: above normal, normal, below normal?

4. Employment expectations for the months ahead: up, unchanged, down?
5. Price expectations for the months ahead: up, unchanged, down?

Quarterly (January, April, July and October) :

6. Months of assured production?

### Presentation of results and nomenclature employed

The tables on the following pages present the survey results for industry as a whole and for the three major groups producing consumer, investment and intermediate goods, as well as for 54 product groups and sub-groups of industry. For each question, two sets of results are given, designated "a" and "b", respectively. "a" represents answers under the heading "unchanged", or "normal" or "sufficient". "b" represents the net balance of positive over negative replies, where "up" or "above normal" or "more than sufficient" are counted as positive replies, with the opposites counted as negative replies. The letters heading the columns represent, after the Member State concerned, the month to which the survey result relates, as follows: J: January, F: February, M: March, A: April, M: May, J: June, J: July, A: August, S: September, O: October, N: November, D: December. Since three months' results are presented at a time, ambiguity in the nomenclature of the months January, June, July (all "J") and April and August (both "A") is avoided.

Starting with the No. 1, 1980, number of this publication, the survey results are dated according to the month in which the questionnaires are completed by the respondents. (In earlier numbers of "Results of the business surveys carried out among managements in the Community" the results were associated with the preceding month).

Corresponding tables are used to present the results of the construction survey. An additional table is published twice a year, setting out the results of the investment survey.

The breakdown by sector of the different surveys is described below.

### Institutes

The surveys are carried out by:

- DK — Denmark: Danmarks Statistik.
- D — Federal Republic of Germany: IFO (Institut für Wirtschaftsforschung).
- F — France: INSEE (Institut National de la Statistique et des Études Économiques).
- IRL — Ireland: CII (Confederation of Irish Industry) and ESRI (Economic and Social Research Institute).
- I — Italy: ISCO (Istituto Nazionale per lo Studio della Congiuntura).
- NL — Netherlands: CBS (Centraal Bureau voor de Statistiek).
- B — Belgium: Banque Nationale de Belgique.
- L — Luxembourg: STATEC (Service Central de la Statistique et des Études Économiques).
- UK — United Kingdom: CBI (Confederation of British Industry), for the manufacturing industry survey.  
— DI (Department of Industry), for the investment survey.  
— National Federation of Building Trade Employers, for the construction survey.

Supplement B to "European Economy" gives a monthly selection of the most recent survey results. Articles containing more detailed analyses and longer time-series of data appear periodically in the main editions of "European Economy".

## Industrial Classification

### Industry survey <sup>1</sup>

- 0 Industry as a whole <sup>2</sup>**
- I Consumer goods**
- II Investment goods**
- III Intermediate goods**
- 1 Textile industry (43)**
  - a Wool industry B (431)
  - b Cotton industry B (432)
  - c Knitting industry B (436)
- 2 Footwear and clothing industry (45)**
  - a Manufacture of footwear C (451/452)
  - b Clothing C (453/454)
- 3 Timber and wooden furniture industries (46)**
  - a Wood B (461-466)
  - b Wooden furniture C (467)
- 4 Manufacture of paper and paper products; printing and publishing (47)**
  - a Manufacture of paper B (471)
  - b Processing of paper B (472)
  - c Printing and publishing C (473/474)
- 5 Leather and leather goods industry (44)**
- 6 Processing of plastics B (483)**
- 7 Mineral oil refining B (14)**
- 8 Production and preliminary processing of metals B (22 : 221-224)**
- 9 Manufacture of non-metallic mineral products (24)**
  - a Products for construction purposes, ceramic products for the building sector and for industry, flat glass B (241-246; except 247.2-4/247.7; 248 except 248.6/248.7)
  - b Fine ceramic products and hollow glass C (247.2-247.7 248.6-7)
- 10 Chemical industry (25)**
  - a Basic industrial chemicals B (251)
  - b Chemical products for industrial and agricultural purposes B (256)
  - c Other chemical products C (255/257-259)
- 11 Man-made fibres industry B (26)**
- 12 Manufacture of metal articles (31)**
  - I (314/315/316.6)
  - C (316.5)
  - B (311/313/319/remainder of 316)
- 13 Mechanical engineering I (32)**
  - a Agricultural machinery and tractors (321)
  - b Machine-tools (322)
  - c Textile machinery and accessories (323)
  - d Engines, compressors, pumps (328)
- 14 Manufacture of office machinery and data-processing machinery I (33)**
- 15 Electrical engineering I (34)**
  - a Manufacture of electrical machinery I (341-344)
  - b Household electrical appliances, radio and television receivers C (345/346)
  - c Electric lamps and other electric lighting equipment, assembly and installation of electrical equipment and apparatus I (347/348)
- 16 Manufacture of motor vehicles, motor-vehicle parts and accessories (35)**
  - a Manufacture and assembly of motor vehicles (including road tractors) and manufacture of motor-vehicle engines C + I (351)
  - b Manufacture of bodies for motor vehicles and of motor-drawn trailers and caravans I (352)
  - c Manufacture of parts and accessories for motor vehicles B (353)
- 17 Manufacture of other means of transport (36)**
  - a Shipbuilding I (361)
  - b Manufacture of cycles, motor-cycles and parts and accessories thereof C (362-365)
- 18 Manufacture of rubber products B (481/482)**
- 19 Precision engineering, optics and the like (37)**
- 20 Food, drink and tobacco industry (41/42)**

### Investment survey

#### Basic materials industries

- Chemical industry
- Petroleum
- Construction materials, ceramics, glass
- Manufacture of man-made fibres
- Rubber

#### Metallurgical industries

- Iron and steel industry
- Initial processing of ferrous metals (excluding foundry operations)
- Non-ferrous metals industry

#### Mechanical and electrical engineering industries

- Foundry operations
- Manufacture of metal consumer goods
- Plant and heavy machinery
- Manufacturing of machinery other than electrical
- Household electrical appliances, radio and television receivers
- Manufacture of heavy electrical equipment
- Motor vehicle industry
- Shipbuilding, aircraft construction and railway equipment
- Precision engineering, optics, clock and watch manufacture

#### Processing industries

- Textile industry
- Clothing and hosiery
- Leather and footwear
- Wood and cork
- Furniture
- Paper and board manufacture
- Paper and board processing
- Printing
- Plastics' processing

#### Mining and quarrying

- Mining and preparation of solid fuels
- Metal mining
- Crude petroleum and natural gas
- Stone quarrying, clay and sand

#### Food industries

#### Industry as a whole <sup>2</sup>

### Building survey

#### Construction as a whole

- Building:
  - housing
  - other building
- Public works (civil engineering).

<sup>1</sup> The classification of the industrial sectors in terms of the three major groups is indicated by C = consumer goods, I = investment goods, B = intermediate goods. N.A.C.E. (general industrial classification of the European Community) references are given in brackets.

<sup>2</sup> Food, drink and tobacco are not included in "industry as a whole" figures in the industrial survey, but are so included in the investment survey.



# ENQUÊTES DE CONJONCTURE DANS LA COMMUNAUTÉ EUROPÉENNE

## Les enquêtes de conjoncture

Les enquêtes de conjoncture dans la Communauté Européenne ont été développées progressivement depuis 1962. Elles sont effectuées par des instituts nationaux, sur la base des questionnaires harmonisés de la Commission.

Les enquêtes portent chaque mois sur environ 20 000 entreprises.

L'envoi des questionnaires aux participants est effectué par les instituts les premiers jours du mois auquel les résultats sont attribués dans les tableaux (ou derniers jours du mois précédent). Le retour aux instituts des questionnaires remplis est effectué jusqu'aux environs du 10 du mois. Seules exceptions : en Italie, l'envoi des questionnaires aux participants s'effectue aux environs du 15 et en Allemagne dès le 20 du mois. Le retour aux instituts se fait aux environs du 10 du mois suivant, auquel les résultats sont attribués.

## Questions

### Enquête dans l'industrie

#### Enquête mensuelle

1. tendance de la production au cours des derniers mois : augmentation, stabilité, diminution ?
2. carnets de commandes : supérieurs à la normale, normaux, inférieurs à la normale ?
3. carnets de commandes en provenance de l'étranger : supérieurs à la normale, normaux, inférieurs à la normale ?
4. stocks de produits finis : supérieurs à la normale, normaux, inférieurs à la normale ?
5. perspectives d'évolution de la production au cours des prochains mois : augmentation, stabilité, diminution ?
6. perspectives d'évolution des prix de vente au cours des prochains mois : augmentation, stabilité, diminution ?

#### Enquête semestrielle (effectuée en juin/juillet et octobre/novembre) :

7. perspectives d'évolution de l'emploi au cours des prochains mois : augmentation, stabilité, diminution ?

#### Enquête quadrimestrielle (effectuée en janvier/février, juin/juillet et octobre/novembre) :

8. facteurs limitant la production : aucun, insuffisance de la demande, manque de main-d'œuvre, insuffisance de l'équipement ?

#### Enquête trimestrielle (effectuée en janvier, avril, juillet et octobre) :

9. capacité de production : plus que suffisante, suffisante, pas suffisante ?
10. durée de production assurée : en mois ?
11. commandes enregistrées au cours des derniers mois : augmentation, stabilité, diminution ?
12. perspective d'évolution des commandes de l'étranger au cours des prochains mois : augmentation, stabilité, diminution ?
13. utilisation de la capacité : en pour-cent ?
14. stocks de matières premières : élevés, normaux, faibles ?

### Enquête sur les investissements

#### Enquête semestrielle (effectuée en mars/avril et octobre/novembre) :

- tendances et perspectives d'évolution des investissements : pourcentage de variation annuelle des investissements aux prix courants.

### Enquête dans la construction

#### Enquête mensuelle (sauf pour la France et le Royaume-Uni où l'enquête est effectuée quatre fois par an) :

1. tendance de l'activité de construction par rapport aux mois précédents : augmentation, stabilité, diminution ?
2. facteurs limitant l'activité de construction : conditions climatiques défavorables, manque de main-d'œuvre, insuffisance de l'équipement, aucun ?

3. carnet de commandes ou plan de production : supérieur à la normale, normal, inférieur à la normale ?

4. perspectives d'évolution de l'emploi au cours des prochains mois : augmentation, stabilité, diminution ?

5. perspectives d'évolution des prix au cours des prochains mois : augmentation, stabilité, diminution ?

#### Enquête trimestrielle (effectuée en janvier, avril, juillet et octobre) :

6. durée d'activité assurée en mois ?

## Présentation des résultats et nomenclature employée

Les tableaux des pages suivantes présentent les résultats des enquêtes pour l'ensemble de l'industrie manufacturière, pour les trois grands groupes produisant des biens de consommation, biens d'équipement et biens intermédiaires, ainsi que pour 54 groupes et sous-groupes de produits industriels.

Deux résultats, indiqués respectivement par « = » et « s » sont fournis pour chaque question. « = » désigne les réponses correspondant à la mention « stabilité », « normal » ou « suffisant ». « s » désigne le solde net positif ou négatif, les réponses « augmentation », « supérieur à la normale » et « plus que suffisant » étant considérées comme positives, et comme négatives les réponses contraires. Les lettres surmontant les colonnes représentent, sous l'indication de l'État membre concerné, le mois auquel se réfère le résultat de l'enquête, à savoir : J = janvier, F = février, M = mars, A = avril, M = mai, J = juin, J = juillet, A = août, S = septembre, O = octobre, N = novembre, D = décembre. Toute confusion due à l'emploi de la même initiale pour des mois différents (J pour janvier, juin et juillet ; A pour avril et août) est évitée du fait que les résultats sont regroupés par périodes de trois mois.

A partir du n° 1/1980 de la présente publication, les résultats des enquêtes de conjoncture porteront l'indication du mois au cours duquel les réponses au questionnaire ont été fournies, plutôt que du mois auquel les appréciations se rapportent.

Des tableaux similaires présentent les résultats de l'enquête dans le secteur de la construction. Un tableau supplémentaire relatif à l'enquête sur les investissements est publié deux fois par an.

La description de la ventilation par secteur des différentes enquêtes figure ci-dessous.

## Instituts

Les enquêtes sont effectuées par :

DK — Danemark : Danmarks Statistik

D — République fédérale d'Allemagne : IFO (Institut für Wirtschaftsforschung)

F — France : INSEE (Institut national de la Statistique et des Etudes économiques)

IRL — Irlande : CII (Confederation of Irish Industry) et ESRI (Economic and Social Research Institute)

I — Italia : ISCO (Istituto nazionale per lo Studio della Congiuntura)

NL — Pays-Bas : CBS (Centraal Bureau voor de Statistiek)

B — Belgique : Banque Nationale de Belgique

L — Luxembourg : STATEC (Service central de la Statistique et des Etudes économiques)

UK — United Kingdom : CBI (Confederation of British Industry) pour les industries manufacturières  
DI (Department of Industry) pour l'enquête sur les investissements

— National Federation of Building Trade Employers, pour l'enquête sur la construction.

Le supplément « B » d'« Economie Européenne » présente une sélection mensuelle des résultats les plus récents. Des articles contenant des analyses plus détaillées et des séries chronologiques plus longues sont publiés périodiquement dans les éditions principales d'« Economie européenne ».

## Regroupement des secteurs industriels

### Enquête dans l'industrie <sup>1</sup>

- 0 Ensemble de l'industrie <sup>2</sup>**
- I Biens de consommation**
- II Biens d'investissement**
- III Biens intermédiaires**
- 1 Industrie textile (43)**  
 a Industrie lainière B (431)  
 b Industrie cotonnière B (432)  
 c Bonneterie B (436)
- 2 Industrie des chaussures et de l'habillement (45)**  
 a Fabrication de chaussures C (451/452)  
 b Habillement C (453/454)
- 3 Industrie du bois et du meuble en bois (46)**  
 a Bois B (461-466)  
 b Meuble en bois C (467)
- 4 Industrie du papier et fabrication d'articles en papier ;  
 imprimerie et édition (47)**  
 a Production de papier B (471)  
 b Transformation de papier B (472)  
 c Imprimerie et édition C (473/474)
- 5 Industrie du cuir (44)**
- 6 Transformation de matières plastiques B (483)**
- 7 Raffinage de pétrole B (14)**
- 8 Production et première transformation des métaux B (22 : 221-224)**
- 9 Industrie des produits minéraux non métalliques (24)**  
 a Matériaux de construction, céramique pour le bâtiment et l'industrie,  
 verre plat B (241-246 ; 247 sauf 247.2.4/247.7 ; 248 sauf 248.6/248.7)  
 b Céramique fine et verre creux C (247.2-247.7/248.6-7)
- 10 Industrie chimique (25)**  
 a Produits chimiques de base B (251)  
 b Produits chimiques pour l'industrie et l'agriculture B (256)  
 c Produits chimiques de consommation C (255/257-259)
- 11 Production de fibres artificielles et synthétiques B (26)**
- 12 Fabrication d'ouvrages en métaux (31)**  
 I (314/315/316.6)  
 C (316.5)  
 B (311/313/319/reste de 316)
- 13 Construction de machines et de matériel mécanique I (32)**  
 a Machines et tracteurs agricoles (321)  
 b Machines-outils (322)  
 c Machines textiles et accessoires (323)  
 d Moteurs, compresseurs, pompes (328)
- 14 Construction de machines de bureau et de machines et installations pour  
 le traitement de l'information I (33)**
- 15 Construction électrique et électronique (34)**  
 a Construction électrique d'équipement I (341-344)  
 b Appareils électroménagers, radios, télévisions C (345/346)  
 c Lampes, matériel d'éclairage, montage, travaux d'installation technique  
 I (347/348)
- 16 Construction d'automobiles et pièces détachées (35)**  
 a Construction et assemblage de véhicules automobiles (y compris tracteurs  
 routiers) et construction de moteurs pour ceux-ci C + I (351)  
 b Construction de carrosseries, de remorques et de bennes I (352)  
 c Fabrication d'équipement, d'accessoires et pièces détachées pour auto-  
 mobiles B (353)
- 17 Construction d'autre matériel de transport (36)**  
 a Construction navale, réparation et entretien des navires I (361)  
 b Construction de cycles, motocycles et de leurs pièces détachées  
 C (362-365)
- 18 Industrie du caoutchouc B (481/482)**
- 19 Fabrication d'instruments de précision, d'optique et similaires (37)**
- 20 Industrie des produits alimentaires, des boissons et du tabac (41/42)**

### Enquête sur les investissements

#### Industries des produits de base

Industrie chimique  
 Pétrole  
 Matériaux de construction, céramique, verre  
 Production de fibres artificielles  
 et synthétiques  
 Caoutchouc

#### Industries métallurgiques

Sidérurgie  
 Première transformation des métaux ferreux  
 (sans la fonderie)  
 Industrie des métaux non ferreux

#### Industries mécaniques et électriques

Fonderie  
 Articles métalliques de consommation  
 Matériel d'équipement général  
 Machines non électriques d'équipement  
 Appareils électroménagers, radio, télévisions  
 Construction électrique d'équipement  
 Industrie automobile  
 Construction navale et aéronautique,  
 matériel ferroviaire  
 Mécanique de précision, optique, horlogerie

#### Industries de transformation

Industrie textile  
 Habillement et bonneterie  
 Cuir et chaussures  
 Bois et liège  
 Meubles  
 Production de papier et de carton  
 Transformation de papier et de carton  
 Imprimerie  
 Transformation des matières plastiques

#### Industries extractives

Extraction et préparation de combustibles  
 solides  
 Extraction de minerais métalliques,  
 de pétrole et de gaz naturel, de matériaux  
 de construction et terre à feu

#### Industries alimentaires

#### Ensemble de l'industrie <sup>2</sup>

### Enquête dans la construction

#### Ensemble de la construction

Bâtiments :  
 — logements  
 — autres bâtiments  
 Travaux publics (génie civil).

<sup>1</sup> Le regroupement des branches de l'industrie dans les trois groupes principaux est indiqué par C = biens de consommation, I = biens d'investissement, B = biens intermédiaires. La référence NACE (nomenclature générale des activités économiques dans les Communautés Européennes) est indiquée entre parenthèses.

<sup>2</sup> Les denrées alimentaires, boissons et tabacs ne sont pas compris dans les chiffres « ensemble de l'industrie » de l'enquête industrielle, mais sont inclus dans les résultats de l'enquête sur les investissements.

## INCHIESTE CONGIUNTURALI NELLA COMUNITÀ EUROPEA

### Le inchieste congiunturali

Le inchieste congiunturali nella Comunità Europea sono state gradualmente messe a punto fin dal 1962. Esse sono effettuate da organismi nazionali sulla base di questionari armonizzati della Commissione. Le inchieste riguardano ogni mese circa 20 000 imprese.

Gli istituti inviano i questionari ai partecipanti all'inizio del mese al quale i risultati sono attribuiti nelle tabelle (o alla fine del mese precedente). Il ritorno agli istituti dei moduli compilati avviene fin verso il 10 del mese. Sole eccezioni: in Italia, i questionari sono inviati verso il 15 e, in Germania, il 20 del mese; i moduli rientrano verso il 10 del mese successivo, al quale i risultati sono attribuiti.

### Domande

#### Inchiesta nell'industria

##### Mensilmente

1. tendenze della produzione negli ultimi mesi: aumento, invarianza, diminuzione;
2. giudizio sulla consistenza del portafoglio ordini: superiore al normale, normale, inferiore al normale;
3. giudizio sulla consistenza del portafoglio ordini dall'estero: superiore al normale, normale, inferiore al normale;
4. giudizio sulle giacenze di prodotti finiti; superiori al normale, normali, inferiori al normale;
5. previsioni sulla produzione nei prossimi mesi: aumento, invarianza, diminuzione;
6. previsioni sulla tendenza dei prezzi di vendita nei prossimi mesi: aumento, invarianza, diminuzione.

##### Semestralmente (in giugno/luglio e ottobre/novembre):

7. previsioni sulla tendenza della manodopera occupata nei prossimi mesi: aumento, stabilità, diminuzione.

##### Tre volte all'anno (in gennaio/febbraio, giugno/luglio e ottobre/novembre):

8. l'attività produttiva: non è ostacolata; è ostacolata da insufficienza di domanda, scarsità di manodopera, insufficienza di impianti.

##### Trimestralmente (in gennaio, aprile, luglio e ottobre):

9. capacità produttiva: eccedentaria, sufficiente, insufficiente;
10. durata di produzione assicurata, espressa in mesi;
11. nuovi ordinativi negli ultimi mesi: aumento, invarianza, diminuzione;
12. previsioni sulla tendenza degli ordinativi dall'estero nei prossimi mesi: aumento, invarianza, diminuzione;
13. utilizzazione delle capacità produttive, in %;
14. giudizio sulle scorte di materie prime: alte, normali, basse.

#### Inchiesta sugli investimenti

##### Semestralmente (in marzo/aprile e in ottobre/novembre):

- tendenze e prospettive degli investimenti: variazione percentuale annua della spesa per gli investimenti espressa in moneta corrente.

#### Inchiesta nella costruzione

##### Mensilmente (salvo per la Francia e per il Regno Unito, dove l'inchiesta è svolta trimestralmente):

1. produzione attuale rispetto a quella del mese precedente: aumento, invarianza, diminuzione;
2. fattori che limitano la produzione: cattivo tempo, insufficienza di manodopera, insufficienza di impianti, nessuno;

3. ordinativi o programmi di lavoro: superiori al normale, normali, inferiori al normale;
4. previsioni sulla tendenza della manodopera occupata nei prossimi mesi: aumento, invarianza, diminuzione.
5. previsioni sulla tendenza dei prezzi nei prossimi mesi: aumento, invarianza, diminuzione.

##### Trimestralmente (in gennaio, aprile, luglio e ottobre):

6. durata di produzione assicurata, espressa in mesi.

### Presentazione dei risultati e nomenclatura utilizzata

Le tabelle figuranti nelle pagine seguenti presentano i risultati delle inchieste per l'insieme dell'industria manifatturiera, per i tre grandi gruppi dei beni di consumo, dei beni di investimento e dei beni intermedi, nonché per 54 gruppi e sottogruppi di prodotti industriali.

Per ogni domanda sono presentati due risultati, contrassegnati rispettivamente con «=» e «s». «=» indica le risposte corrispondenti alla menzione «invarianza», «normale» o «sufficiente». «s» indica il saldo netto positivo o negativo, essendo considerate positive le risposte «aumento», «superiore al normale» e «eccedentario», e negative le risposte contrarie. Le lettere in cima alle colonne, sotto la sigla del relativo Stato membro, rappresentano il mese al quale si riferisce il risultato dell'inchiesta e cioè: J = gennaio, F = febbraio, M = marzo, A = aprile, M = maggio, J = giugno, J = luglio, A = agosto, S = settembre, O = ottobre, N = novembre, D = dicembre. Poiché i risultati sono presentati per tre mesi alla volta, l'uso di una medesima iniziale per mesi diversi (J per gennaio, giugno et luglio; A per aprile ed agosto) non nuoce alla chiarezza.

A partire dal n° 1/1980 della presente pubblicazione, i risultati delle inchieste di congiuntura porteranno la data del mese in cui sono state fornite le risposte al questionario, invece del mese al quale si riferiscono gli apprezzamenti.

Altre simili tabelle presentano i risultati dell'inchiesta nel settore dell'edilizia. Due volte all'anno viene pubblicata una tabella supplementare relativa all'inchiesta sugli investimenti.

La descrizione della classificazione per settori delle varie inchieste figura più sotto.

### Istituti

Le inchieste sono effettuate da:

- D — Repubblica federale di Germania: IFO (Institut für Wirtschaftsforschung),
- F — Francia: INSEE (Institut national de la statistique et des études économiques),
- IRL — Irlanda: CII (Confederation of Irish Industry),  
— ESRI (Economic and Social Research Institute),
- I — Italia: ISCO (Istituto nazionale per lo studio della congiuntura),
- NL — Paesi Bassi: CBS (Centraal Bureau voor de Statistiek),
- B — Belgio: Banque Nationale de Belgique,
- L — Lussemburgo: STATEC (Service central de la statistique et des études économiques),
- UK — Regno Unito: CBI (Confederation of British Industry) per l'inchiesta sull'industria manifatturiera,  
— DI (Department of Industry) per l'inchiesta sugli investimenti,  
— National Federation of Building Trade Employers, per l'inchiesta sull'edilizia.

Il Supplemento B di «Economia Europea» contiene una selezione mensile dei risultati più recenti. Nelle principali edizioni di «Economia Europea» sono pubblicati articoli contenenti analisi più dettagliate, basate su serie temporali di dati più lunghe.

## Classificazione dei Settori industriali

### Inchiesta nell'industria <sup>1</sup>

- 0 Insieme dell'industria <sup>2</sup>**
- I Beni di consumo**
- II Beni d'investimento**
- III Beni intermedi**
- 1 Industria tessile (43)**  
 a Industria laniera B (431)  
 b Industria cotoniera B (432)  
 c Fabbricazione di tessuti di maglia, maglieria, calze B (436)
- 2 Fabbricazione di calzature e articoli di abbigliamento (45)**  
 a Fabbricazione di calzature C (451/452)  
 b Abbigliamento C (453/454)
- 3 Industria del legno e del mobile in legno (46)**  
 a Legno B (461-466)  
 b Mobili in legno C (467)
- 4 Industria della carta e degli articoli in carta; stampa e edizione (47)**  
 a Fabbricazione della carta B (471)  
 b Trasformazione della carta B (472)  
 c Stampa e editoria C (473/474)
- 5 Industria delle pelli e del cuoio (44)**
- 6 Trasformazione delle materie plastiche B (483)**
- 7 Industria petrolifera B (14)**
- 8 Produzione e prima trasformazione dei metalli B (22 : 221-224)**
- 9 Industria dei prodotti minerali non metallici (24)**  
 a Materiali da costruzione, ceramica per l'edilizia e l'industria, vetro piano B (241-246; 247 salvo 247.2.4/247.7; 248 salvo 248.6/248.7)  
 b Ceramiche fini e vetro cavo C (247.2-247.7/248.6-7)
- 10 Industria chimica (25)**  
 a Prodotti chimici di base B (251)  
 b Prodotti chimici per l'industria e l'agricoltura B (256)  
 c Prodotti chimici di consumo C (255/257-259)
- 11 Fabbricazione di fibre artificiali e sintetiche B (26)**
- 12 Fabbricazione di oggetti in metallo (31)**  
 I (314/315/316.6)  
 C (316.5)  
 B (311/313/319/resto di 316)
- 13 Costruzione di macchine e di materiale meccanico I (32)**  
 a Macchine e trattori agricoli (321)  
 b Macchine utensili (322)  
 c Macchine tessili e accessori (323)  
 d Motori, compressori, pompe (328)
- 14 Costruzione di macchine per ufficio e macchine e impianti per l'elaborazione dei dati I (33)**
- 15 Costruzione elettrica ed elettronica (34)**  
 a Fabbricazione di materiale elettrico di uso industriale I (341-344)  
 b Fabbricazione di elettrodomestici, radio, televisori C (345/346)  
 c Fabbricazione di lampade, apparecchi per illuminazione, montaggio, lavori di impianto tecnico I (347/348)
- 16 Costruzione di automobili e pezzi staccati (35)**  
 a Costruzione e montaggio di autoveicoli (compresi i trattori stradali) e costruzione dei relativi motori C + I (351)  
 b Costruzione di carrozzerie, rimorchi e cassoni mobili I (352)  
 c Fabbricazione di apparecchiature, accessori e pezzi staccati per automobili B (353)
- 17 Costruzione di altri mezzi di trasporto (36)**  
 a Costruzione navale, riparazione e manutenzione di navi I (361)  
 b Costruzione di cicli, motocicli e loro parti staccate C (362-365)
- 18 Industria della gomma B (481/482)**
- 19 Fabbricazione di strumenti ottici, di precisione, e affini (37)**
- 20 Industria alimentare, delle bevande e del tabacco (41/42)**

### Inchiesta sugli investimenti

#### Industrie dei prodotti di base

Industrie chimiche  
 Industrie dei derivati del petrolio  
 Materiali da costruzione, vetro e ceramica  
 Produzione di fibre tessili artificiali e sintetiche  
 Industrie della gomma

#### Industrie metallurgiche

Industria siderurgica  
 Trasformazione dei metalli ferrosi (senza la fonderia)  
 Industrie dei metalli non ferrosi

#### Industrie meccaniche ed elettriche

Industrie della fonderia  
 Costruzione di articoli metallici di consumo  
 Costruzione di attrezzature metalliche  
 Costruzione di macchine non elettriche  
 Costruzioni elettromeccaniche per il consumo  
 Costruzioni elettromeccaniche ed elettroniche per l'investimento  
 Costruzione di autoveicoli  
 Costruzioni di materiale rotabile ferrotranvia-rio e navale  
 Costruzioni meccaniche di precisione — ottica e orologeria

#### Industrie di trasformazione

Industrie tessili  
 Industrie dell'abbigliamento, maglieria e calzetteria  
 Industrie delle calzature, delle pelli e del cuoio  
 Industrie del legno e del sughero  
 Industrie del mobilio e dell'arredamento in legno  
 Industrie della carta e della cartotecnica  
 Industrie grafiche ed editoriali  
 Industrie della trasformazione delle materie plastiche

#### Industrie estrattive

Estrazione e preparazione dei combustibili solidi  
 Estrazione di minerali metallici  
 Estrazione di petrolio e di gas naturale  
 Estrazione di materiali da costruzione e terre refrattarie

#### Industrie alimentari

#### Insieme dell'industria <sup>2</sup>

### Inchiesta nella costruzione

#### Insieme dell'edilizia

Edilizia :  
 — case e alloggi,  
 — altre costruzioni

Lavori pubblici (genio civile).

<sup>1</sup> La classificazione dei rami industriali nei tre gruppi principali è indicata con : C = beni di consumo; I = beni d'investimento; B = beni intermedi. Il numero di riferimento NACE (nomenclatura generale delle attività economiche nelle Comunità Europee) figura tra parentesi.

<sup>2</sup> I prodotti alimentari, le bevande e i tabacchi non sono compresi nelle cifre «insieme dell'industria» dell'inchiesta industriale, ma sono bensì inclusi nei risultati dell'inchiesta sugli investimenti.

## CONJUNCTUURENQUÊTES IN DE EUROPESE GEMEENSCHAP

### De conjunctuurenquêtes

De conjunctuurenquêtes in de Europese Gemeenschap werden sedert 1962 geleidelijk tot ontwikkeling gebracht. Zij worden door de nationale instituten uitgevoerd aan de hand van geharmoniseerde vragenlijsten van de Commissie.

Elke maand zijn bij de enquêtes ongeveer 20 000 ondernemingen betrokken.

De toezending van de vragenlijsten aan de deelnemers door de instituten gebeurt tijdens de eerste dagen van de maand waaronder de resultaten in de tabellen worden ingedeeld (of laatste dagen van de voorafgaande maand). De terugzending van de ingevulde vragenlijsten aan de instituten gebeurt tot omstreeks de 10de van de maand.

Uitzonderingen : in Italië heeft de toezending van de vragenlijsten plaats omstreeks de 15de en in Duitsland vanaf de beurt omstreeks de 10de van de volgende maand, waaronder de resultaten worden ingedeeld.

### Vragen

#### Enquête in de industrie

##### Maandelijks

1. Ontwikkeling van de produktie in de afgelopen maanden: stijging, geen verandering, daling?
2. orderbestanden: groter dan normaal, normaal, kleiner dan normaal?
3. bestand buitenlandse orders: groter dan normaal, normaal, kleiner dan normaal?
4. voorraden eindprodukten: groter dan normaal, normaal, kleiner dan normaal?
5. vooruitzichten voor de ontwikkeling van de produktie in de komende maanden: stijging, geen verandering, daling?
6. vooruitzichten voor de ontwikkeling van de verkoopprijzen in de komende maande: stijging, geen verandering, daling?

##### Halfjaarlijks uitgevoerd juni/juli en oktober/november

7. vooruitzichten voor de ontwikkeling van de personeelsbezetting in de komende maanden: stijging, geen verandering, daling?

##### Driemaal per jaar (uitgevoerd januari/februari, juni/juli en oktober/november)

8. factoren die de produktie beperken: geen, onvoldoende vraag, tekort aan arbeidskrachten, onvoldoende, uitrusting?

##### Driemaandelijks (januari, april, juli en oktober)

9. produktiecapaciteit: meer dan voldoende, voldoende, onvoldoende?
10. verzekerde activiteitsduur in maanden ?
11. in de afgelopen maanden ontvangen orders: stijging, geen verandering, daling?
12. vooruitzichten voor de ontwikkeling van de orderontvangsten uit het buitenland in de komende maanden: stijging, geen verandering, daling?
13. bezettingsgraad in %?
14. grondstoffenvoorraden: groot, normaal, klein?

#### Conjunctuurenquête over de investeringen in de industrie

##### Halfjaarlijks (maart/april en oktober/november):

— ontwikkelingen en vooruitzichten inzake investeringen: procentuele wijziging per jaar van de nominale investeringsuitgaven.

#### Enquête in het bouwbedrijf

Maandelijks (behalve voor Frankrijk en het Verenigd Koninkrijk, waar de enquête viermaal per jaar wordt gehouden):

1. ontwikkeling van de bedrijvigheid ten opzichte van de voorafgaande maanden : stijging, geen verandering, daling?
2. produktie-belemmeringen: ongunstige weersgesteldheid, tekort aan arbeidskrachten, onvoldoende uitrusting, geen?
3. orderbestand of bouwprogramma: groter dan normaal, normaal, kleiner dan normaal?

4. vooruitzichten voor de ontwikkeling van de personeelsbezetting in de komende maanden; stijging, geen verandering, daling?

5. vooruitzichten voor de prijsontwikkeling in de komende maanden: stijging, geen verandering, daling?

Driemaandelijks (januari, april, juli en oktober)

6. verzekerde activiteitsduur in maanden?

### Weergave van de resultaten en gebruikte bedrijfsindeling

De tabellen op de volgende bladzijden geven de uitkomsten weer van de enquêtes voor de totale industrie en voor de drie grote categorieën goederen (consumptiegoederen, investeringsgoederen en halfabrikaten), alsmede voor 54 bedrijfstakken (groepen en subgroepen) van de industrie. Voor elke vraag worden twee series van resultaten gegeven, respectievelijk aangeduid als „=“ en „b“. „=“ stelt antwoorden voor onder de rubriek „geen verandering“ of „normaal“ of „voldoende“. „b“ stelt het netto saldo van de positieve over de negatieve antwoorden voor, waar „stijging“ of „groter dan normaal“ of „meer dan voldoende“ als positieve antwoorden geteld worden; de tegenovergestelde nummers worden als negatieve antwoorden gerekend. De letters bovenaan de kolom onder de naam van de betrokken Lisstaat stellen de maand voor waarin de resultaten van de enquête betrekking hebben : J = januari, F = februari, M = maart, A = april, M = mei, J = juni, J = juli, A = augustus, S = september, O = oktober, N = november, D = december. Aangezien tegelijkertijd de resultaten van drie maanden weergegeven worden, bestaat er geen dubbelzinnigheid in de bedrijfsindeling voor de maanden januari, juni, juli (alle „J“) en april en augustus (beiden „A“).

Vanaf nr. 1/1980 van deze publikatie zal bij de resultaten van de conjunctuurenquêtes de maand worden vermeld waarin de antwoorden op de vragenlijsten werden verstrekt. (In de vroegere publikatie „Resultaten van de conjunctuurenquêtes bij het bedrijfsleven in de Gemeenschap“ hadden de resultaten betrekking op de voorgaande maand).

Gelijkaardige tabellen geven de resultaten weer van de enquête in de bouwnijverheid. Een extra tabel in verband met de investeringsenquête wordt tweemaal per jaar gepubliceerd.

Voor de verschillende enquêtes wordt de onderverdeling naar tak van bedrijvigheid hieronder aangegeven.

### Instituten

De enquêtes worden uitgevoerd door:

- DK — Denemarken: Danmarks Statistik
- D — Bondsrepubliek Duitsland: IFO (Institut für Wirtschaftsforschung)
- F — Frankrijk: INSEE (Institut National de la Statistique et des Études Économiques)
- IRL — Ierland: CII (Confederation of Irish Industries) en ESRI (Economic and Social Research Institute)
- I — Italië: ISCO (Istituto Nazionale per lo Studio della congiuntura)
- NL — Nederland: CBS (Centraal Bureau voor de Statistiek)
- B — België: Nationale Bank van België
- L — Luxemburg: STATEC (Service Central de la Statistique et des Études Économiques)
- UK — Verenigd Koninkrijk: CBI (Confederation of British Industry), voor de verwerkende industrie  
— DI (Departement of Industry), voor de investeringsenquête  
— National Federation of Building Trade Employers, voor de enquête in de bouwnijverheid.

In supplement „B“ van „Europese Economie“ wordt maandelijks een selectie gepubliceerd van de meest recente resultaten. Artikelen waarin nader op de ontwikkelingen wordt ingegaan en langere tijdreeksen worden periodiek gepubliceerd in de hoofduitgave van „Europese Economie“.

## Indeling van de Bedrijfstakken

### Enquête in de industrie <sup>1</sup>

- 0 **Totale industrie** <sup>2</sup>
- I **Consumptiegoederen**
- II **Investeringsgoederen**
- III **Halfabrikaten**
- 1 **Textielnijverheid** (43)
  - a Wolindustrie B (431)
  - b Katoenindustrie B (432)
  - c Tricot- en kousenindustrie B (436)
- 2 **Schoen- en kledingnijverheid** (45)
  - a Schoenindustrie C (451/452)
  - b Kledingindustrie C (453/454)
- 3 **Houtindustrie; fabrieken van houten meubelen** (46)
  - a Houtverwerkende industrie B (461-466)
  - b Meubelnijverheid C (467)
- 4 **Papier- en papierwarenindustrie; grafische nijverheid; uitgeverijen** (47)
  - a Papierindustrie B (471)
  - b Papierverwerkende industrie B (472)
  - c Drukkerijen en uitgeverijen C (473/474)
- 5 **Ledernijverheid** (44)
- 6 **Plasticverwerkende industrie** B (483)
- 7 **Aardolie-industrie** B (14)
- 8 **Vervaardiging en eerste verwerking van metalen** B (22 : 221-224)
- 9 **Vervaardiging van steen, cement, betonwaren, aardewerk, glas e.d.** (24)
  - a Bouwmaterialen, aardewerkfabrieken, vlakglas B (241-246 ; 247 uitgezonderd 247.2-4/247.7 ; 248 uitgezonderd 248.6/248.7)
  - b Industrie van fijn aardewerk en holglas B (247.2-247.7/248.6-.7)
- 10 **Chemische industrie** (25)
  - a Chemische grondstoffenindustrie B (251)
  - b Vervaardiging van chemische producten voor industriële of agrarische toepassing B (256)
  - c Chemische verbruiksgoederen C (255/257-259)
- 11 **Kunstmatige en synthetische continugaren- en vezelfabrieken** B (26)
- 12 **Vervaardiging van producten uit metaal** (31)
  - I (314/315/316.6)
  - C (316.5)
  - B (311/313/319/rest van 316)
- 13 **Machinebouw** I (32)
  - a Landbouwmachines en -tractorenfabrieken (321)
  - b Fabrieken van metaalbewerkingsmachines (322)
  - c Textielmachine- en toebehorenindustrie (323)
  - d Motoren-, compressoren- en pompenfabrieken (328)
- 14 **Bureaumachinefabrieken; fabrieken van machines voor Informatieverwerking** I (33)
- 15 **Elektrotechnische industrie** (34)
  - a Industrie van elektrotechnisch materieel I (341-344)
  - b Industrie van elektrische huishoudelijke apparaten, radio- en televisietoestellen C (345/346)
  - c Industrie van lampen en verlichtingsmaterieel; elektrotechnische montage- en installatiebedrijven I (347/348)
- 16 **Automobielfabrieken; fabrieken van auto-onderdelen** (35)
  - a Automobielfabrieken en -assemblagebedrijven; fabrieken van trekauto's; fabrieken van automobielmotoren C + I (351)
  - b Carrosseriefabrieken; fabrieken van opleggers I (352)
  - c Fabrieken van niet-elektrische auto-onderdelen en -toebehoren B (353)
- 17 **Overige transportmiddelenfabrieken** (36)
  - a Scheepswerven, scheepsreparatie- en onderhoudsbedrijven I (361)
  - b Rijwiel- en motorrijwiel-fabrieken; fabrieken van rijwiel- en motorrijwiel-onderdelen C (362-365)
- 18 **Rubberverwerkende industrie** B (481/482)
- 19 **Fijnmechanische en optische industrie** (37)
- 20 **Voedings- en genotmiddelenindustrie** (41/42)

### Investeringsenquête

#### Grondstofindustrieën

Chemische industrie  
Aardolie  
Bouwmaterialen, aardewerk, glas enz.  
Productie van kunstvezels en synthetische vezels  
Rubber

#### Metaalindustrie

Ijzer- en staalindustrie  
Eerste bewerking van ijzer en staal (zonder gieterij)  
Industrie van non-ferro metalen

#### Mechanische en elektrotechnische industrie

Gieterij  
Producten van metaal: consumptiegoederen  
Producten van metaal: investeringsgoederen  
Niet-elektrotechnische machinebouw  
Elektrotechnische apparaten en installaties voor consumptiedoeleinden, radio's, televisies  
Elektrotechnische apparaten en installaties voor consumptiedoeleinden, radio's, televisies  
Automobiellindustrie  
Scheepsbouw, vliegtuigen, rollend spoorwegmaterieel  
Fijnmechanische instrumenten, optische en fotografische instrumenten, uurwerken

#### Verwerkende industrie

Textielindustrie  
Kledingindustrie, tricot- en kousenindustrie  
Leder- en schoenindustrie  
Verwerking van hout en kurk  
Meubelindustrie  
Papier- en papierwarenindustrie  
Drukkerijen  
Kunststoffenverwerkende industrie

#### Mijnbouw

Winning en bewerking van vaste brandstoffen  
Ertswinning  
Aardolie- en aardgaswinning  
Winning van bouwmaterialen en van vuurvaste en keramische klei

#### Voedingsindustrie

#### Totaal industrie <sup>2</sup>

### Enquête in het bouwbedrijf

#### Totaal van de bouwnijverheid

Gebouwen:  
— woningen  
— andere gebouwen

Openbare werken (water-, spoor- en wegenbouw; cultuurtechnische werken).

<sup>1</sup> De indeling van de bedrijfstakken in de drie hoofdgroepen is als volgt aangeduid: C = consumptiegoederen, I = Investeringsgoederen, B = Halfabrikaten. De NACE (Algemene industriële classificatie van de Europese Gemeenschap)-referentie wordt tussen haakjes aangeduid.

<sup>2</sup> Voedings- en genotmiddelen zijn niet begrepen in de cijfers voor de „totale industrie” in de enquête in de industrie, maar zijn wel begrepen in de enquête over de investeringen in de industrie.

Industry as a whole

0

Ensemble de l'industrie

| MONTH                                        | CE |     |     | D   |     |     | F    |     |     | I   |     |     | UK  |     |     | 53.0   | Series code               |                                                  |                                 |  |  |
|----------------------------------------------|----|-----|-----|-----|-----|-----|------|-----|-----|-----|-----|-----|-----|-----|-----|--------|---------------------------|--------------------------------------------------|---------------------------------|--|--|
|                                              | N  | D   | J   | N   | D   | J   | N    | D   | J   | N   | D   | J   | N   | D   | J   | ← MOIS | Codes séries              |                                                  |                                 |  |  |
| 1. Production trend                          | =  |     | 58  | 69  | 71  | 63  | 64   | 61  | 57  | 54  | 55  | 44  |     |     | 58  | =      | Tendance de la production | 1.                                               |                                 |  |  |
|                                              | b  |     | -18 | -7  | -13 | -27 | -6   | -7  | -9  | -30 | -33 | -40 |     |     | +2  | s      |                           |                                                  |                                 |  |  |
| 2. Order books                               | =  | 44  | 41  | 42  | 48  | 46  | 47   | 43  | 40  | 44  | 43  | 35  | 41  | 34  | 34  | 28     | =                         | Carnet de commandes, total                       | 2.                              |  |  |
|                                              | b  | -44 | -45 | -44 | -46 | -48 | -47  | -31 | -34 | -26 | -43 | -53 | -47 | -56 | -54 | -62    | s                         |                                                  |                                 |  |  |
| 3. Export order books                        | =  | 45  | 42  | 45  | 51  | 51  | 53   | 39  | 34  | 39  | 46  | 43  | 44  | 35  | 29  | 35     | =                         | Carnets de commandes étrangères                  | 3.                              |  |  |
|                                              | b  | -37 | -42 | -39 | -33 | -35 | -33  | -38 | -46 | -37 | -34 | -41 | -46 | -43 | -49 | -45    | s                         |                                                  |                                 |  |  |
| 4. Stocks of finished products               | =  | 68  | 69  | 70  | 71  | 71  | 74   | 70  | 71  | 71  | 54  | 58  | 58  | 71  | 72  | 71     | =                         | Stocks de produits finis                         | 4.                              |  |  |
|                                              | b  | +22 | +21 | +20 | +25 | +25 | +22  | +20 | +19 | +15 | +24 | +22 | +22 | +21 | +22 | +23    | s                         |                                                  |                                 |  |  |
| 5. Production expectations                   | =  | 67  | 68  | 66  | 76  | 73  | 72   | 63  | 68  | 62  | 61  | 56  | 57  | 61  | 66  | 65     | =                         | Perspectives d'évolution de la production        | 5.                              |  |  |
|                                              | b  | -11 | -10 | -4  | -18 | -19 | -12  | -1  | -2  | +2  | -21 | -12 | +1  | +3  |     | +3     | s                         |                                                  |                                 |  |  |
| 6. Selling-price expectations                | =  | 51  | 43  | 44  | 64  | 49  | 47   | 39  | 37  | 42  | 37  | 33  | 33  | 51  | 45  | 47     | =                         | Perspectives d'évolution des prix de vente       | 6.                              |  |  |
|                                              | b  | +43 | +49 | +50 | +28 | +37 | +47  | +59 | +61 | +52 | +57 | +61 | +63 | +39 | +47 | +45    | s                         |                                                  |                                 |  |  |
| 7. Employment expectations                   | =  | 59  |     |     | 72  |     |      | 51  |     |     | 56  |     |     | 44  |     |        | =                         | Perspectives d'évolution de l'emploi             | 7.                              |  |  |
|                                              | b  | -33 |     |     | -26 |     |      | -37 |     | -42 |     |     |     | -44 |     |        | s                         |                                                  |                                 |  |  |
| 8. Limits to production                      |    | 30  |     |     | 61  |     |      |     |     | 34  |     |     |     | 8   |     |        |                           | aucune demande d'équipement                      | Facteurs limitant la production |  |  |
| to demand                                    | —  | 67  |     |     | 34  |     |      | 94  |     | 86  |     |     | 83  |     |     |        |                           |                                                  |                                 |  |  |
| labour                                       | —  | 3   |     |     | 3   |     |      | 1   |     | 2   |     |     | 4   |     |     |        |                           |                                                  |                                 |  |  |
| equipment                                    | —  | 4   |     |     | 2   |     |      | 5   |     | 4   |     |     | 6   |     |     |        |                           |                                                  |                                 |  |  |
| 9. Adequacy of production capacity           | =  |     |     |     |     |     |      |     |     |     |     |     |     |     |     | 54     | =                         | Suffisance de la capacité de production          | 9.                              |  |  |
|                                              | b  |     |     |     |     |     |      |     |     |     |     |     |     |     |     | +36    | s                         |                                                  |                                 |  |  |
| 10. Duration in months of assured production | =  |     |     |     |     |     |      |     |     |     |     |     |     |     |     | 4.0    | =                         | Durée de production assurée, en mois             | 10.                             |  |  |
|                                              | b  |     |     |     |     |     |      |     |     |     |     |     |     |     |     | 3.0    | s                         |                                                  |                                 |  |  |
| 11. New orders                               | =  |     |     |     | 59  |     | 62   |     |     |     |     |     |     |     |     | 45     | =                         | Commandes nouvelles                              | 11.                             |  |  |
|                                              | b  |     |     |     | -17 |     | -20  |     |     |     |     |     |     |     |     | -33    | s                         |                                                  |                                 |  |  |
| 12. Export orders' expectations              | =  |     |     |     | 79  |     | 82   |     |     |     |     |     |     |     |     | 58     | =                         | Perspectives d'évolution de commandes étrangères | 12.                             |  |  |
|                                              | b  |     |     |     | -1  |     |      |     |     |     |     |     |     |     |     | +8     | s                         |                                                  |                                 |  |  |
| 13. % Capacity utilisation                   | =  |     |     |     |     |     | 77.9 |     |     |     |     |     |     |     |     | 71.9   | =                         | Utilisation de la capacité                       | 13.                             |  |  |
|                                              | b  |     |     |     |     |     |      |     |     |     |     |     |     |     |     |        | s                         |                                                  |                                 |  |  |
| 14. Raw material stocks                      | =  |     |     |     |     |     |      |     |     |     |     |     |     |     |     | 73     | =                         | Stocks de matières premières                     | 14.                             |  |  |
|                                              | b  |     |     |     |     |     |      |     |     |     |     |     |     |     |     | +7     | s                         |                                                  |                                 |  |  |

| MONTH                                        | DK |     |   | IRL |     |     | NL   |     |      | B   |     |     | L   |     |     | ← MOIS | Series code                                |                                                  |     |  |
|----------------------------------------------|----|-----|---|-----|-----|-----|------|-----|------|-----|-----|-----|-----|-----|-----|--------|--------------------------------------------|--------------------------------------------------|-----|--|
|                                              | N  | D   | J | N   | D   | J   | N    | D   | J    | N   | D   | J   | N   | D   | J   |        |                                            | Codes séries                                     |     |  |
| 1. Production trend                          | =  |     |   | 59  | 46  | 66  | 73   | 72  | 73   | 72  | 71  | 62  | 37  | 48  | 30  | =      | Tendance de la production                  | 1.                                               |     |  |
|                                              | b  |     |   | +5  | +4  | -16 | -9   | -11 | -11  | -2  | -7  | -12 | +29 | -46 | -62 | s      |                                            |                                                  |     |  |
| 2. Order books                               | =  |     |   | 58  | 57  | 45  | 57   | 56  | 56   | 52  | 43  | 45  | 32  | 35  | 44  | =      | Carnet de commandes, total                 | 2.                                               |     |  |
|                                              | b  |     |   | -26 | -33 | -39 | -35  | -36 | -36  | -38 | -43 | -41 | -56 | -53 | -44 | s      |                                            |                                                  |     |  |
| 3. Export order books                        | =  |     |   | 55  | 50  | 43  |      |     |      | 51  | 49  | 48  | 19  | 17  | 29  | =      | Carnets de commandes étrangères            | 3.                                               |     |  |
|                                              | b  |     |   | -5  |     | -23 |      |     |      | -37 | -39 | -40 | -77 | -73 | -57 | s      |                                            |                                                  |     |  |
| 4. Stocks of finished products               | =  |     |   | 77  | 71  | 75  | 63   | 62  | 60   | 72  | 69  | 73  | 76  | 79  | 77  | =      | Stocks de produits finis                   | 4.                                               |     |  |
|                                              | b  |     |   | +7  | +15 | +9  | +33  | +34 | +36  | +8  | +5  | +9  | +20 | +15 | +15 | s      |                                            |                                                  |     |  |
| 5. Production expectations                   | =  |     |   | 60  | 56  | 59  | 71   | 73  | 73   | 61  | 61  | 58  | 33  | 28  | 32  | =      | Perspectives d'évolution de la production  | 5.                                               |     |  |
|                                              | b  |     |   |     |     | -9  | -13  | -15 | -5   | -25 | -25 | -18 | -67 | -66 | -62 | s      |                                            |                                                  |     |  |
| 6. Selling-price expectations                | =  |     |   | 39  | 53  | 47  |      |     |      | 57  | 55  | 52  | 33  | 30  | 32  | =      | Perspectives d'évolution des prix de vente | 6.                                               |     |  |
|                                              | b  |     |   | +51 | +45 | +53 |      |     |      | +39 | +39 | +44 | +63 | +68 | +64 | s      |                                            |                                                  |     |  |
| 7. Employment expectations                   | =  | 64  |   |     | 68  |     |      |     |      | 72  |     |     | 54  |     |     | =      | Perspectives d'évolution de l'emploi       | 7.                                               |     |  |
|                                              | b  | -10 |   |     | -30 |     |      |     |      | -16 |     |     | -38 |     |     | s      |                                            |                                                  |     |  |
| 8. Limits to production                      |    | 68  |   |     | 29  |     |      |     |      | 6   |     |     | 28  |     |     |        | aucune demande d'équipement                | Facteurs limitant la production                  |     |  |
| to demand                                    | —  | 23  |   |     | 71  |     |      | 55  |      | 83  |     |     | 68  |     |     |        |                                            |                                                  |     |  |
| labour                                       | —  | 2   |   |     | 3   |     |      | 38  |      | 2   |     |     | 4   |     |     |        |                                            |                                                  |     |  |
| equipment                                    | —  | 5   |   |     | 1   |     |      | 3   |      | 4   |     |     | 4   |     |     |        |                                            |                                                  |     |  |
| 9. Adequacy of production capacity           | =  |     |   |     |     |     |      |     |      |     |     |     |     |     |     | 46     | =                                          | Suffisance de la capacité de production          | 9.  |  |
|                                              | b  |     |   |     |     |     |      |     |      |     |     |     |     |     |     | +42    | s                                          |                                                  |     |  |
| 10. Duration in months of assured production | =  |     |   |     |     |     |      |     |      |     |     |     |     |     |     | 4.0    | =                                          | Durée de production assurée, en mois             | 10. |  |
|                                              | b  |     |   |     |     |     |      |     |      |     |     |     |     |     |     | 3.3    | s                                          |                                                  |     |  |
| 11. New orders                               | =  |     |   |     | 52  |     | 48   |     |      |     |     |     |     |     |     | 49     | =                                          | Commandes nouvelles                              | 11. |  |
|                                              | b  |     |   |     | -22 |     | -16  |     |      |     |     |     |     |     |     | -5     | s                                          |                                                  |     |  |
| 12. Export orders' expectations              | =  |     |   |     | 47  |     | 73   |     |      |     |     |     |     |     |     | 92     | =                                          | Perspectives d'évolution de commandes étrangères | 12. |  |
|                                              | b  |     |   |     | +3  |     | -5   |     |      |     |     |     |     |     |     | +4     | s                                          |                                                  |     |  |
| 13. % Capacity utilisation                   | =  |     |   |     |     |     | 60.6 |     | 77.0 |     |     |     |     |     |     | 74.0   | =                                          | Utilisation de la capacité                       | 13. |  |
|                                              | b  |     |   |     |     |     |      |     |      |     |     |     |     |     |     |        | s                                          |                                                  |     |  |
| 14. Raw material stocks                      | =  |     |   |     |     |     | 86   |     | 83   |     |     |     |     |     |     | 85     | =                                          | Stocks de matières premières                     | 14. |  |
|                                              | b  |     |   |     |     |     | +8   |     | +15  |     |     |     |     |     |     | +1     | s                                          |                                                  |     |  |

Industry survey

Enquête dans l'industrie

Consumer goods

Biens de consommation

| MONTH →                                      | CE |     |     | D   |     |     | F    |     |     | I   |     |     | UK   |     |     | 54. I ← | Series code<br>Codes séries                        |                                 |    |
|----------------------------------------------|----|-----|-----|-----|-----|-----|------|-----|-----|-----|-----|-----|------|-----|-----|---------|----------------------------------------------------|---------------------------------|----|
|                                              | N  | D   | J   | N   | D   | J   | N    | D   | J   | N   | D   | J   | N    | D   | J   | ←       | MOIS                                               |                                 |    |
| 1. Production trend                          | =  |     | 62  | 68  | 72  | 72  | 66   | 64  | 60  | 55  | 59  | 48  |      |     |     | 53      | = Tendance de la production                        | 1.                              |    |
|                                              | b  |     | -10 | +2  | -6  | -18 | +2   | +8  | +8  | -35 | -35 | -42 |      |     |     | +1      | s                                                  |                                 |    |
| 2. Order books                               | =  | 51  | 46  | 47  | 51  | 51  | 53   | 56  | 46  | 51  | 52  | 43  | 43   | 43  | 40  | 37      | = Carnet de commandes, total                       | 2.                              |    |
|                                              | b  | -33 | -34 | -33 | -41 | -41 | -39  | -4  | -4  | +7  | -42 | -49 | -45  | -47 | -42 | -51     | s                                                  |                                 |    |
| 3. Export order books                        | =  | 48  | 44  | 53  | 56  | 45  | 58   | 41  | 42  | 56  | 52  | 47  | 55   | 39  | 35  | 43      | = Carnets de commandes étrangères                  | 3.                              |    |
|                                              | b  | -34 | -42 | -31 | -30 | -41 | -28  | -41 | -48 | -24 | -38 | -41 | -37  | -29 | -37 | -33     | s                                                  |                                 |    |
| 4. Stocks of finished products               | =  | 67  | 66  | 65  | 62  | 56  | 59   | 78  | 81  | 74  | 51  | 58  | 57   | 75  | 73  | 72      | = Stocks de produits finis                         | 4.                              |    |
|                                              | b  | +23 | +24 | +21 | +30 | +34 | +33  | +12 | +11 | +6  | +35 | +30 | +19  | +17 | +19 | +18     | s                                                  |                                 |    |
| 5. Production expectations                   | =  | 66  | 68  | 65  | 77  | 78  | 74   | 54  | 67  | 64  | 65  | 56  | 51   | 61  | 62  | 61      | = Perspectives d'évolution de la production        | 5.                              |    |
|                                              | b  | -2  | -6  | -1  | -11 | -16 | -8   | +22 | +11 | +12 | -19 |     | +1   | +3  | +2  | +3      | s                                                  |                                 |    |
| 6. Selling-price expectations                | =  | 59  | 54  | 51  | 77  | 68  | 56   | 55  | 48  | 62  | 35  | 26  | 27   | 50  | 53  | 45      | = Perspectives d'évolution des prix de vente       | 6.                              |    |
|                                              | b  | +37 | +44 | +45 | +19 | +28 | +40  | +45 | +52 | +36 | +63 | +70 | +69  | +42 | +45 | +51     | s                                                  |                                 |    |
| 7. Employment expectations                   | =  | 59  |     |     | 72  |     |      | 53  |     |     | 52  |     |      | 43  |     |         | = Perspectives d'évolution de l'emploi             | 7.                              |    |
|                                              | b  | -33 |     |     | -22 |     |      | -43 |     |     | -46 |     |      | -47 |     |         | s                                                  |                                 |    |
| 8. Limits to production                      |    | 33  |     |     | 71  |     |      | 94  |     |     | 39  |     |      | 7   |     |         | aucune demande de la part de l'équipement          | Facteurs limitant la production | 8. |
| to demand                                    | —  | 65  |     |     | 27  |     |      | 1   |     | 85  |     |     | 83   |     |     |         |                                                    |                                 |    |
| labour                                       | —  | 2   |     |     | 2   |     |      | 5   |     | 1   |     |     | 2    |     |     |         |                                                    |                                 |    |
| equipment                                    | —  | 4   |     |     | 2   |     |      | 1   |     | 3   |     |     | 7    |     |     |         |                                                    |                                 |    |
| 9. Adequacy of production capacity           | =  |     |     |     |     |     | 64   |     |     |     |     |     | 59   |     |     | 46      | = Suffisance de la capacité de production          | 9.                              |    |
|                                              | b  |     |     |     |     |     | +34  |     |     |     |     |     | +31  |     |     | +48     | s                                                  |                                 |    |
| 10. Duration in months of assured production | =  |     |     |     |     |     | 2.5  |     |     |     |     |     | 2.9  |     |     | 2.0     | = Durée de production assurée, en mois             | 10.                             |    |
| 11. New orders                               | =  |     |     |     | 62  | 64  |      |     |     |     |     |     | 49   |     |     | 46      | = Commandes nouvelles                              | 11.                             |    |
|                                              | b  |     |     |     | -18 | -16 |      |     |     |     |     |     | -31  |     |     |         | s                                                  |                                 |    |
| 12. Export orders' expectations              | =  |     |     |     | 87  | 79  |      |     |     |     |     |     | 47   |     |     | 61      | = Perspectives d'évolution de commandes étrangères | 12.                             |    |
|                                              | b  |     |     |     | -1  | -1  |      |     |     |     |     |     | +9   |     |     | +13     | s                                                  |                                 |    |
| 13. % Capacity utilisation                   | =  |     |     |     |     |     | 84.0 |     |     |     |     |     | 67.9 |     |     |         | = % Utilisation de la capacité                     | 13.                             |    |
| 14. Raw material stocks                      | =  |     |     |     |     |     |      |     |     |     |     |     | 81   |     |     |         | = Stocks de matières premières                     | 14.                             |    |
|                                              | b  |     |     |     |     |     |      |     |     |     |     |     | +7   |     |     |         | s                                                  |                                 |    |

| MONTH →                                      | DK |    |   | IRL |     |     | NL   |     |     | B    |     |     | L    |     |     | ←                                                  | MOIS                                   |     |
|----------------------------------------------|----|----|---|-----|-----|-----|------|-----|-----|------|-----|-----|------|-----|-----|----------------------------------------------------|----------------------------------------|-----|
|                                              | N  | D  | J | N   | D   | J   | N    | D   | J   | N    | D   | J   | N    | D   | J   |                                                    |                                        |     |
| 1. Production trend                          | =  |    |   | 57  | 38  | 52  | 71   | 66  | 76  | 69   | 76  | 67  | 63   | 73  | 96  | = Tendance de la production                        | 1.                                     |     |
|                                              | b  |    |   | -7  | -24 | -12 | -21  | -14 | -10 | -1   | -10 | -9  | +29  | +19 | -4  | s                                                  |                                        |     |
| 2. Order books                               | =  |    |   | 67  | 74  | 64  | 59   | 56  | 58  | 50   | 43  | 44  | 50   | 40  | 62  | = Carnet de commandes, total                       | 2.                                     |     |
|                                              | b  |    |   | -29 | -20 | -14 | -33  | -38 | -38 | -36  | -45 | -40 | +40  | +44 | +22 | s                                                  |                                        |     |
| 3. Export order books                        | =  |    |   | 69  | 71  | 71  |      |     |     | 43   | 51  | 45  | 30   | 32  | 48  | = Carnets de commandes étrangères                  | 3.                                     |     |
|                                              | b  |    |   | -5  | -7  | -15 |      |     |     | -37  | -39 | -39 | +66  | +64 | +48 | s                                                  |                                        |     |
| 4. Stocks of finished products               | =  |    |   | 90  | 85  | 90  | 48   | 53  | 49  | 72   | 71  | 75  | 58   | 68  | 65  | = Stocks de produits finis                         | 4.                                     |     |
|                                              | b  |    |   | +9  | +4  | +4  | +42  | +41 | +47 | +16  | +17 | +17 | -28  | -32 | -35 | s                                                  |                                        |     |
| 5. Production expectations                   | =  |    |   | 62  | 71  | 61  | 74   | 76  | 71  | 63   | 62  | 60  | 89   | 64  | 81  | = Perspectives d'évolution de la production        | 5.                                     |     |
|                                              | b  |    |   | -16 | +3  | -15 | -12  | -20 | -1  | -23  | -28 | -22 | +3   | +28 | +1  | s                                                  |                                        |     |
| 6. Selling-price expectations                | =  |    |   | 54  | 60  | 48  |      |     |     | 65   | 65  | 61  | 78   | 72  | 67  | = Perspectives d'évolution des prix de vente       | 6.                                     |     |
|                                              | b  |    |   | +36 | +40 | +52 |      |     |     | +35  | +35 | +37 | +10  | +22 | +27 | s                                                  |                                        |     |
| 7. Employment expectations                   | =  | 61 |   |     | 52  |     | 69   |     |     | 66   |     |     | 48   |     |     | = Perspectives d'évolution de l'emploi             | 7.                                     |     |
|                                              | b  | -9 |   |     | -46 |     | -27  |     |     | -14  |     |     | +52  |     |     | s                                                  |                                        |     |
| 8. Limits to production                      |    | 84 |   |     | 10  |     | 58   |     |     | 4    |     |     | 85   |     |     | aucune demande de la part de l'équipement          | Facteurs limitant la production        | 8.  |
| to demand                                    | —  | 11 |   |     | 95  |     | 27   |     |     | 90   |     |     | 6    |     |     |                                                    |                                        |     |
| labour                                       | —  | 1  |   |     | 1   |     | 5    |     |     | 1    |     |     |      |     |     |                                                    |                                        |     |
| equipment                                    | —  | 4  |   |     |     |     | 7    |     |     | 1    |     |     | 9    |     |     |                                                    |                                        |     |
| 9. Adequacy of production capacity           | =  |    |   |     |     |     | 78   |     |     | 51   |     |     | 47   |     |     | = Suffisance de la capacité de production          | 9.                                     |     |
|                                              | b  |    |   |     |     |     | +22  |     |     | +47  |     |     | +39  |     |     | s                                                  |                                        |     |
| 10. Duration in months of assured production | =  |    |   |     |     |     | 1.4  |     |     | 3.2  |     |     | 2.3  |     |     | 2.7                                                | = Durée de production assurée, en mois | 10. |
| 11. New orders                               | =  |    |   |     | 72  | 54  |      |     |     | 54   |     |     | 56   |     |     | 66                                                 | = Commandes nouvelles                  | 11. |
|                                              | b  |    |   |     | -20 | -18 |      |     |     | -18  |     |     | -14  |     |     | +16                                                | s                                      |     |
| 12. Export orders' expectations              | =  |    |   |     | 75  | 69  |      |     |     | 69   |     |     | 83   |     |     | = Perspectives d'évolution de commandes étrangères | 12.                                    |     |
|                                              | b  |    |   |     | -1  | +3  |      |     |     | +3   |     |     | +13  |     |     | s                                                  |                                        |     |
| 13. % Capacity utilisation                   | =  |    |   |     |     |     | 56.0 |     |     | 75.0 |     |     | 76.0 |     |     | 84.0                                               | = % Utilisation de la capacité         | 13. |
| 14. Raw material stocks                      | =  |    |   |     |     |     | 92   |     |     | 79   |     |     | 88   |     |     | 90                                                 | = Stocks de matières premières         | 14. |
|                                              | b  |    |   |     |     |     | +4   |     |     | +17  |     |     | +4   |     |     | +4                                                 | s                                      |     |



Investment goods

Biens d'investissement



| MONTH                                        | CE        |     |     | D   |     |     | F    |     |     | I   |     |     | UK   |     |     | 55.11 ←                     | Series code                                        |                                 |    |
|----------------------------------------------|-----------|-----|-----|-----|-----|-----|------|-----|-----|-----|-----|-----|------|-----|-----|-----------------------------|----------------------------------------------------|---------------------------------|----|
|                                              | N         | D   | J   | N   | D   | J   | N    | D   | J   | N   | D   | J   | N    | D   | J   | ← MOIS                      | Codes séries                                       |                                 |    |
| 1. Production trend                          | =         |     | 65  | 73  | 76  | 73  | 55   | 68  | 62  | 64  | 67  | 46  |      |     | 63  | = Tendance de la production | 1.                                                 |                                 |    |
|                                              | b         |     | -13 | -3  | -4  | -15 | -16  | -2  | -6  | -18 | -27 | -34 |      |     | -9  | s                           |                                                    |                                 |    |
| 2. Order books                               | =         | 46  | 43  | 44  | 54  | 50  | 54   | 47  | 50  | 50  | 40  | 26  | 33   | 30  | 30  | 25                          | = Carnet de commandes, total                       | 2.                              |    |
|                                              | b         | -40 | -45 | -40 | -38 | -40 | -36  | -25 | -28 | -22 | -50 | -72 | -43  | -58 | -60 | -65                         | s                                                  |                                 |    |
| 3. Export order books                        | =         | 43  | 41  | 42  | 45  | 44  | 49   | 44  | 43  | 39  | 55  | 42  | 48   | 27  | 29  | 25                          | = Carnets de commandes étrangères                  | 3.                              |    |
|                                              | b         | -33 | -37 | -34 | -29 | -32 | -27  | -22 | -27 | -19 | -33 | -52 | -48  | -47 | -51 | -53                         | s                                                  |                                 |    |
| 4. Stocks of finished products               | =         | 67  | 68  | 72  | 72  | 73  | 78   | 62  | 66  | 66  | 66  | 60  | 68   | 69  | 73  | 75                          | = Stocks de produits finis                         | 4.                              |    |
|                                              | b         | +25 | +22 | +22 | +24 | +23 | +18  | +26 | +22 | +22 | +32 | +28 | +28  | +23 | +19 | +17                         | s                                                  |                                 |    |
| 5. Production expectations                   | =         | 68  | 68  | 61  | 80  | 77  | 65   | 65  | 63  | 58  | 58  | 59  | 59   | 58  | 64  | 59                          | = Perspectives d'évolution de la production        | 5.                              |    |
|                                              | b         | -12 | -10 | -7  | -14 | -15 | -17  | -7  | +1  | +10 | -20 | -13 | -7   | -6  | -2  | -1                          | s                                                  |                                 |    |
| 6. Selling-price expectations                | =         | 59  | 50  | 40  | 77  | 63  | 47   | 39  | 36  | 28  | 40  | 34  | 21   | 58  | 51  | 46                          | = Perspectives d'évolution des prix de vente       | 6.                              |    |
|                                              | b         | +35 | +44 | +56 | +19 | +35 | +51  | +59 | +62 | +70 | +58 | +56 | +79  | +28 | +37 | +44                         | s                                                  |                                 |    |
| 7. Employment expectations                   | =         | 65  |     |     | 75  |     |      | 60  |     |     | 59  |     |      | 50  |     |                             | = Perspectives d'évolution de l'emploi             | 7.                              |    |
|                                              | b         | -23 |     |     | -21 |     |      | -16 |     |     | -37 |     |      | -38 |     |                             | s                                                  |                                 |    |
| 8. Limits to production                      | none      | 34  |     |     | 66  |     |      |     |     |     | 38  |     |      | 9   |     |                             | aucune demande main d'œuvre équipement             | Facteurs limitant la production | 8. |
|                                              | demand    | 64  |     |     | 30  |     |      | 95  |     |     | 88  |     |      | 82  |     |                             |                                                    |                                 |    |
|                                              | labour    | 3   |     |     | 2   |     |      | 2   |     |     | 4   |     |      | 6   |     |                             |                                                    |                                 |    |
|                                              | equipment | 3   |     |     | 1   |     |      | 3   |     |     | 8   |     |      | 2   |     |                             |                                                    |                                 |    |
| 9. Adequacy of production capacity           | =         |     |     |     |     |     | 65   |     |     |     |     |     | 52   |     |     | 38                          | = Suffisance de la capacité de production          | 9.                              |    |
|                                              | b         |     |     |     |     |     | +31  |     |     |     |     |     | +38  |     |     | +56                         | s                                                  |                                 |    |
| 10. Duration in months of assured production | =         |     |     |     |     |     | 4.9  |     |     |     |     |     | 6.9  |     |     | 5.0                         | = Durée de production assurée, en mois             | 10.                             |    |
| 11. New orders                               | =         |     |     |     | 62  | 67  |      |     |     |     |     |     | 38   |     |     | 39                          | = Commandes nouvelles                              | 11.                             |    |
|                                              | b         |     |     |     | -4  | -3  |      |     |     |     |     |     | -8   |     |     | -15                         | s                                                  |                                 |    |
| 12. Export orders' expectations              | =         |     |     |     | 77  | 81  |      |     |     |     |     |     | 51   |     |     | 63                          | = Perspectives d'évolution de commandes étrangères | 12.                             |    |
|                                              | b         |     |     |     | -5  | -3  |      |     |     |     |     |     | +15  |     |     | +1                          | s                                                  |                                 |    |
| 13. % Capacity utilisation                   | =         |     |     |     |     |     | 81.0 |     |     |     |     |     | 74.1 |     |     |                             | = Utilisation de la capacité                       | 13.                             |    |
| 14. Raw material stocks                      | =         |     |     |     |     |     |      |     |     |     |     |     | 71   |     |     |                             | = Stocks de matières premières                     | 14.                             |    |
|                                              | b         |     |     |     |     |     |      |     |     |     |     |     | +17  |     |     |                             | s                                                  |                                 |    |

| MONTH                                        | DK        |    |   | IRL |     |     | NL   |     |     | B    |     |     | L    |     |      | ← MOIS                                             |                                 |    |
|----------------------------------------------|-----------|----|---|-----|-----|-----|------|-----|-----|------|-----|-----|------|-----|------|----------------------------------------------------|---------------------------------|----|
|                                              | N         | D  | J | N   | D   | J   | N    | D   | J   | N    | D   | J   | N    | D   | J    |                                                    |                                 |    |
| 1. Production trend                          | =         |    |   | 49  | 44  | 81  | 79   | 75  | 79  | 71   | 70  | 65  | 88   | 68  | 67   | = Tendance de la production                        | 1.                              |    |
|                                              | b         |    |   | +23 | -6  | +5  | -7   | +5  | -13 | -1   | -8  | -7  | -12  | -16 | -3   | s                                                  |                                 |    |
| 2. Order books                               | =         |    |   | 56  | 58  | 40  | 58   | 59  | 58  | 42   | 44  | 36  | 58   | 53  | 44   | = Carnet de commandes, total                       | 2.                              |    |
|                                              | b         |    |   | +4  | -34 | -20 | -32  | -31 | -30 | -54  | -50 | -58 | -18  | -5  | -16  | s                                                  |                                 |    |
| 3. Export order books                        | =         |    |   | 45  | 54  | 55  |      |     |     | 54   | 51  | 45  | 57   | 15  | 18   | = Carnets de commandes étrangères                  | 3.                              |    |
|                                              | b         |    |   | +31 | +2  | +33 |      |     |     | -42  | -43 | -53 | -13  | +43 | +28  | s                                                  |                                 |    |
| 4. Stocks of finished products               | =         |    |   | 86  | 94  | 78  | 50   | 45  | 45  | 59   | 58  | 70  | 41   | 42  | 61   | = Stocks de produits finis                         | 4.                              |    |
|                                              | b         |    |   | +8  |     | -12 | +50  | +53 | +53 | +15  | +6  | +14 | +59  | +58 | +39  | s                                                  |                                 |    |
| 5. Production expectations                   | =         |    |   | 56  | 61  | 63  | 72   | 76  | 73  | 53   | 55  | 54  | 75   | 84  | 79   | = Perspectives d'évolution de la production        | 5.                              |    |
|                                              | b         |    |   | +22 | +3  | +29 | -12  | -16 | -13 | -39  | -37 | -34 | -23  | -14 | -19  | s                                                  |                                 |    |
| 6. Selling-price expectations                | =         |    |   | 72  | 52  | 77  |      |     |     | 65   | 55  | 60  | 74   | 56  | 49   | = Perspectives d'évolution des prix de vente       | 6.                              |    |
|                                              | b         |    |   | +10 | +48 | +23 |      |     |     | +29  | +37 | +34 | +24  | +44 | +35  | s                                                  |                                 |    |
| 7. Employment expectations                   | =         | 71 |   |     | 76  |     | 79   |     |     | 67   |     |     | 84   |     |      | = Perspectives d'évolution de l'emploi             | 7.                              |    |
|                                              | b         | -1 |   |     | -20 |     | -13  |     |     | -17  |     |     | -16  |     |      | s                                                  |                                 |    |
| 8. Limits to production                      | none      | 65 |   |     | 24  |     | 52   |     |     | 4    |     |     | 29   |     |      | aucune demande main d'œuvre équipement             | Facteurs limitant la production | 8. |
|                                              | demand    | 22 |   |     | 59  |     | 41   |     |     | 84   |     |     | 56   |     |      |                                                    |                                 |    |
|                                              | labour    | 4  |   |     | 11  |     | 5    |     |     | 5    |     |     |      |     |      |                                                    |                                 |    |
|                                              | equipment | 9  |   |     | 3   |     | 1    |     |     | 2    |     |     | 15   |     |      |                                                    |                                 |    |
| 9. Adequacy of production capacity           | =         |    |   |     |     |     | 75   |     |     | 51   |     |     | 44   |     | 46   | = Suffisance de la capacité de production          | 9.                              |    |
|                                              | b         |    |   |     |     |     | +9   |     |     | +45  |     |     | +52  |     | +48  | s                                                  |                                 |    |
| 10. Duration in months of assured production | =         |    |   |     |     |     | 4.9  |     |     | 7.1  |     |     | 6.0  |     | 3.0  | = Durée de production assurée, en mois             | 10.                             |    |
| 11. New orders                               | =         |    |   |     |     |     | 38   |     |     | 45   |     |     | 47   |     | 42   | = Commandes nouvelles                              | 11.                             |    |
|                                              | b         |    |   |     |     |     | +28  |     |     | -11  |     |     | -17  |     | +2   | s                                                  |                                 |    |
| 12. Export orders' expectations              | =         |    |   |     |     |     | 47   |     |     | 75   |     |     | 43   |     | 43   | = Perspectives d'évolution de commandes étrangères | 12.                             |    |
|                                              | b         |    |   |     |     |     | +33  |     |     | -15  |     |     | +25  |     | +25  | s                                                  |                                 |    |
| 13. % Capacity utilisation                   | =         |    |   |     |     |     | 69.0 |     |     | 76.0 |     |     | 70.0 |     | 79.0 | = Utilisation de la capacité                       | 13.                             |    |
| 14. Raw material stocks                      | =         |    |   |     |     |     | 81   |     |     | 80   |     |     | 87   |     | 88   | = Stocks de matières premières                     | 14.                             |    |
|                                              | b         |    |   |     |     |     | -3   |     |     | +18  |     |     | +3   |     | +12  | s                                                  |                                 |    |

Industry survey

Enquête dans l'industrie

Intermediate goods



Biens intermédiaires

| MONTH                                        | CE |     |     | D   |     |     | F    |     |     | I   |     |      | UK  |     |     | 56.III ← MOIS               | Series code<br>Codes séries                        |                                 |   |
|----------------------------------------------|----|-----|-----|-----|-----|-----|------|-----|-----|-----|-----|------|-----|-----|-----|-----------------------------|----------------------------------------------------|---------------------------------|---|
|                                              | N  | D   | J   | N   | D   | J   | N    | D   | J   | N   | D   | J    | N   | D   | J   |                             |                                                    |                                 |   |
| 1. Production trend                          | =  |     | 54  | 67  | 68  | 58  | 67   | 54  | 51  | 54  | 53  | 44   |     |     | 55  | = Tendance de la production | 1                                                  |                                 |   |
|                                              | b  |     | -22 | -11 | -18 | -34 | -5   | -22 | -25 | -28 | -29 | -36  |     |     | +3  | s                           |                                                    |                                 |   |
| 2. Order books                               | =  | 39  | 38  | 38  | 45  | 44  | 43   | 30  | 29  | 35  | 41  | 41   | 45  | 31  | 34  | 27                          | = Carnet de commandes, total                       | 2                               |   |
|                                              | b  | -61 | -54 | -54 | -51 | -52 | -53  | -54 | -61 | -53 | -39 | -43  | -49 | -61 | -58 | -67                         | s                                                  |                                 |   |
| 3. Export order books                        | =  | 44  | 40  | 41  | 49  | 48  | 48   | 32  | 25  | 32  | 42  | 46   | 42  | 44  | 29  | 36                          | = Carnets de commandes étrangères                  | 3                               |   |
|                                              | b  | -40 | -44 | -47 | -43 | -44 | -44  | -44 | -55 | -52 | -24 | -28  | -46 | -44 | -55 | -42                         | s                                                  |                                 |   |
| 4. Stocks of finished products               | =  | 68  | 69  | 70  | 70  | 73  | 75   | 67  | 66  | 72  | 53  | 59   | 55  | 72  | 72  | 70                          | = Stocks de produits finis                         | 4                               |   |
|                                              | b  | +20 | +19 | +20 | +26 | +25 | +23  | +23 | +22 | +20 | +11 | +11  | +17 | +22 | +22 | +26                         | s                                                  |                                 |   |
| 5. Production expectations                   | =  | 68  | 68  | 68  | 73  | 70  | 75   | 68  | 73  | 63  | 60  | 55   | 61  | 65  | 68  | 69                          | = Perspectives d'évolution de la production        | 5                               |   |
|                                              | b  | -14 | -16 | -6  | -21 | -22 | -11  | -16 | -13 | -9  | -20 | -27  | +1  | +5  | -4  | +1                          | s                                                  |                                 |   |
| 6. Selling-price expectations                | =  | 44  | 36  | 43  | 56  | 40  | 44   | 27  | 29  | 36  | 42  | 41   | 45  | 47  | 35  | 48                          | = Perspectives d'évolution des prix de vente       | 6                               |   |
|                                              | b  | +48 | +52 | +47 | +32 | +40 | +46  | +69 | +65 | +52 | +50 | +53  | +49 | +45 | +57 | +44                         | s                                                  |                                 |   |
| 7. Employment expectations                   | =  | 56  |     |     | 69  |     |      | 43  |     |     | 65  |      |     | 35  |     |                             | = Perspectives d'évolution de l'emploi             | 7                               |   |
|                                              | b  | -38 |     |     | -29 |     |      | -47 |     | -31 |     |      | -55 |     |     |                             | s                                                  |                                 |   |
| 8. Limits to production                      |    | 26  |     |     | 56  |     |      |     |     | 31  |     |      |     | 5   |     |                             | aucune demande de main d'œuvre ou équipement       | Facteurs limitant la production | 8 |
| to demand                                    | —  | 70  |     |     | 40  |     |      | 93  |     | 84  |     |      | 84  |     |     |                             |                                                    |                                 |   |
| labour                                       | —  | 2   |     |     | 4   |     |      | 1   |     | 1   |     |      | 2   |     |     |                             |                                                    |                                 |   |
| equipment                                    | —  | 5   |     |     | 2   |     |      | 6   |     | 3   |     |      | 9   |     |     |                             |                                                    |                                 |   |
| 9. Adequacy of production capacity           | =  |     |     |     |     |     | 55   |     |     |     |     | 53   |     |     |     |                             | = Suffisance de la capacité de production          | 9                               |   |
|                                              | b  |     |     |     |     |     | +43  |     |     |     |     | +39  |     |     |     | +64                         | s                                                  |                                 |   |
| 10. Duration in months of assured production |    |     |     |     |     |     | 2.0  |     |     |     |     | 3.2  |     |     |     | 2.0                         | = Durée de production assurée, en mois             | 10                              |   |
| 11. New orders                               | =  |     |     |     | 56  | 60  |      |     |     |     |     | 46   |     |     |     | 49                          | = Commandes nouvelles                              | 11                              |   |
|                                              | b  |     |     |     | -24 | -28 |      |     |     |     |     | -42  |     |     |     | -1                          | s                                                  |                                 |   |
| 12. Export orders' expectations              | =  |     |     |     | 73  | 85  |      |     |     |     |     | 69   |     |     |     | 76                          | = Perspectives d'évolution de commandes étrangères | 12                              |   |
|                                              | b  |     |     |     | -1  | +1  |      |     |     |     |     | +1   |     |     |     | +2                          | s                                                  |                                 |   |
| 13. % Capacity utilisation                   |    |     |     |     |     |     | 75.2 |     |     |     |     | 74.1 |     |     |     |                             | = % Utilisation de la capacité                     | 13                              |   |
| 14. Raw material stocks                      | =  |     |     |     |     |     |      |     |     |     |     | 68   |     |     |     | 68                          | = Stocks de matières premières                     | 14                              |   |
|                                              | b  |     |     |     |     |     |      |     |     |     |     | +2   |     |     |     | +2                          | s                                                  |                                 |   |

| MONTH                                        | DK |     |   | IRL |     |      | NL  |     |      | B   |     |      | L   |     |      | ← MOIS                                             | Series code<br>Codes séries     |   |
|----------------------------------------------|----|-----|---|-----|-----|------|-----|-----|------|-----|-----|------|-----|-----|------|----------------------------------------------------|---------------------------------|---|
|                                              | N  | D   | J | N   | D   | J    | N   | D   | J    | N   | D   | J    | N   | D   | J    |                                                    |                                 |   |
| 1. Production trend                          | =  |     |   | 60  | 39  | 68   | 67  | 71  | 66   | 74  | 69  | 63   | 25  | 42  | 18   | = Tendance de la production                        | 1                               |   |
|                                              | b  |     |   |     | -5  | -28  | -9  | -1  | -10  | -4  | -7  | -3   | +37 | -56 | -80  | s                                                  |                                 |   |
| 2. Order books                               | =  |     |   | 62  | 49  | 44   | 55  | 53  | 49   | 56  | 41  | 46   | 26  | 31  | 43   | = Carnet de commandes, total                       | 2                               |   |
|                                              | b  |     |   | -28 | -45 | -46  | -39 | -41 | -45  | -30 | -43 | -42  | -72 | -69 | -55  | s                                                  |                                 |   |
| 3. Export order books                        | =  |     |   | 53  | 41  | 33   |     |     |      | 53  | 46  | 44   | 15  | 17  | 30   | = Carnets de commandes étrangères                  | 3                               |   |
|                                              | b  |     |   | -5  | +1  | -39  |     |     |      | -31 | -38 | -46  | -85 | -83 | -66  | s                                                  |                                 |   |
| 4. Stocks of finished products               | =  |     |   | 71  | 63  | 71   | 80  | 81  | 79   | 73  | 68  | 68   | 79  | 80  | 79   | = Stocks de produits finis                         | 4                               |   |
|                                              | b  |     |   | +7  | +15 | +15  | +14 | +13 | +17  | -3  | -6  |      | +21 | +16 | +15  | s                                                  |                                 |   |
| 5. Production expectations                   | =  |     |   | 55  | 41  | 54   | 68  | 71  | 76   | 66  | 64  | 62   | 20  | 14  | 18   | = Perspectives d'évolution de la production        | 5                               |   |
|                                              | b  |     |   | -11 | -5  | -18  | -16 | -13 |      | -20 | -16 | -18  | -80 | -82 | -76  | s                                                  |                                 |   |
| 6. Selling-price expectations                | =  |     |   | 34  | 56  | 41   |     |     |      | 43  | 46  | 50   | 21  | 22  | 25   | = Perspectives d'évolution des prix de vente       | 6                               |   |
|                                              | b  |     |   | +60 | +40 | +59  |     |     |      | +51 | +46 | +40  | +77 | +76 | +73  | s                                                  |                                 |   |
| 7. Employment expectations                   | =  | 58  |   |     | 66  |      | 76  |     |      | 76  |     |      | 47  |     |      | = Perspectives d'évolution de l'emploi             | 7                               |   |
|                                              | b  | -20 |   |     | -34 |      | -20 |     |      | -20 |     |      | -49 |     |      | s                                                  |                                 |   |
| 8. Limits to production                      |    | 63  |   |     | 32  |      | 57  |     |      | 3   |     |      | 23  |     |      | aucune demande de main d'œuvre ou équipement       | Facteurs limitant la production | 8 |
| to demand                                    | —  | 32  |   |     | 66  |      | 37  |     |      | 81  |     |      | 75  |     |      |                                                    |                                 |   |
| labour                                       | —  | 2   |   |     |     |      | 2   |     |      | 1   |     |      |     |     |      |                                                    |                                 |   |
| equipment                                    | —  | 3   |   |     |     |      | 1   |     |      | 5   |     |      | 2   |     |      |                                                    |                                 |   |
| 9. Adequacy of production capacity           | =  |     |   |     |     | 60   |     |     | 45   |     |     | 45   |     |     | 28   | = Suffisance de la capacité de production          | 9                               |   |
|                                              | b  |     |   |     |     | +38  |     |     | +51  |     |     | +41  |     |     | +68  | s                                                  |                                 |   |
| 10. Duration in months of assured production |    |     |   |     |     | 1.4  |     |     | 1.2  |     |     | 2.0  |     |     | 1.9  | = Durée de production assurée, en mois             | 10                              |   |
| 11. New orders                               | =  |     |   |     | 52  |      | 51  |     |      | 48  |     |      | 96  |     |      | = Commandes nouvelles                              | 11                              |   |
|                                              | b  |     |   |     | -36 |      | -19 |     |      | -6  |     |      | -4  |     |      | s                                                  |                                 |   |
| 12. Export orders' expectations              | =  |     |   |     | 33  |      | 72  |     |      | 97  |     |      | 97  |     |      | = Perspectives d'évolution de commandes étrangères | 12                              |   |
|                                              | b  |     |   |     | +3  |      | +4  |     |      | +1  |     |      | +1  |     |      | s                                                  |                                 |   |
| 13. % Capacity utilisation                   |    |     |   |     |     | 56.2 |     |     | 77.0 |     |     | 74.0 |     |     | 70.0 | = % Utilisation de la capacité                     | 13                              |   |
| 14. Raw material stocks                      | =  |     |   |     | 86  |      | 87  |     |      | 87  |     |      | 79  |     |      | = Stocks de matières premières                     | 14                              |   |
|                                              | b  |     |   |     | +10 |      | +11 |     |      | -3  |     |      | +19 |     |      | s                                                  |                                 |   |

| Textile industry                             |   | 1   |     |     |     |     |      |     |     |      |     |     |      | Industrie textile |                             |      |                                          |                                                  |                           |    |
|----------------------------------------------|---|-----|-----|-----|-----|-----|------|-----|-----|------|-----|-----|------|-------------------|-----------------------------|------|------------------------------------------|--------------------------------------------------|---------------------------|----|
|                                              |   |     |     |     |     |     |      |     |     |      |     |     |      |                   | Series code<br>Codes series |      |                                          |                                                  |                           |    |
| MONTH                                        | → | CE  |     |     | D   |     |      | F   |     |      | I   |     |      | UK                |                             |      | 1.1<br>←                                 | MOIS                                             |                           |    |
|                                              |   | N   | D   | J   | N   | D   | J    | N   | D   | J    | N   | D   | J    | N                 | D                           | J    |                                          |                                                  |                           |    |
| 1. Production trend                          | = |     |     | 58  | 71  | 67  | 70   | 49  | 55  | 48   | 64  | 66  | 59   |                   |                             |      | 49                                       | =                                                | Tendance de la production | 1. |
|                                              | b |     |     | -12 | -3  | -13 | -20  | -17 | -9  | -6   | -22 | -20 | -33  |                   |                             |      | +5                                       | s                                                |                           |    |
| 2. Order books                               | = | 40  | 44  | 46  | 38  | 34  | 44   | 49  | 52  | 54   | 35  | 44  | 39   | 33                | 41                          | 39   | =                                        | Carnet de commandes, total                       | 2.                        |    |
|                                              | b | -46 | -44 | -42 | -52 | -56 | -52  | -29 | -36 | -24  | -53 | -44 | -53  | -59               | -49                         | -45  | s                                        |                                                  |                           |    |
| 3. Export order books                        | = | 46  | 46  | 45  | 44  | 45  | 47   | 52  | 47  | 44   | 47  | 40  | 44   | 50                | 41                          | 40   | =                                        | Carnets de commandes étrangères                  | 3.                        |    |
|                                              | b | -38 | -36 | -37 | -34 | -29 | -27  | -32 | -35 | -34  | -43 | -54 | -52  | -42               | -47                         | -38  | s                                        |                                                  |                           |    |
| 4. Stocks of finished products               | = | 57  | 60  | 56  | 53  | 52  | 53   | 58  | 58  | 59   | 60  | 65  | 53   | 59                | 67                          | 58   | =                                        | Stocks de produits finis                         | 4.                        |    |
|                                              | b | +31 | +28 | +30 | +47 | +46 | +45  | +30 | +28 | +31  | +28 | +17 | +27  | +33               | +27                         | +28  | s                                        |                                                  |                           |    |
| 5. Production expectations                   | = | 64  | 70  | 68  | 76  | 75  | 74   | 62  | 73  | 65   | 65  | 72  | 71   | 58                | 68                          | 65   | =                                        | Perspectives d'évolution de la production        | 5.                        |    |
|                                              | b | -12 | -12 | -4  | -12 | -21 | -12  | -8  | -1  | +7   | -13 | -12 | -3   | -2                | -8                          | +1   | s                                        |                                                  |                           |    |
| 6. Selling-price expectations                | = | 47  | 48  | 48  | 61  | 59  | 54   | 27  | 30  | 42   | 29  | 37  | 37   | 65                | 65                          | 63   | =                                        | Perspectives d'évolution des prix de vente       | 6.                        |    |
|                                              | b | +47 | +48 | +50 | +33 | +35 | +42  | +69 | +66 | +58  | +67 | +63 | +61  | +21               | +25                         | +35  | s                                        |                                                  |                           |    |
| 7. Employment expectations                   | = | 64  |     |     | 77  |     |      | 53  |     |      | 58  |     |      | 63                |                             |      | =                                        | Perspectives d'évolution de l'emploi             | 7.                        |    |
|                                              | b | -28 |     |     | -19 |     |      | -41 |     |      | -40 |     |      | -27               |                             |      | s                                        |                                                  |                           |    |
| 8. Limits to production                      |   | 24  |     |     | 57  |     |      |     |     |      | 44  |     |      | 7                 |                             |      | — aucune demande main d'œuvre équipement | } Facteurs limitant la production                | 8.                        |    |
| to demand                                    | — | 75  |     |     | 36  |     |      | 92  |     |      | 84  |     |      | 85                |                             |      |                                          |                                                  |                           |    |
| labour                                       | — | 2   |     |     | 3   |     |      | 1   |     |      | 5   |     |      | 3                 |                             |      |                                          |                                                  |                           |    |
| equipment                                    | — | 8   |     |     | 4   |     |      | 7   |     |      | 5   |     |      | 6                 |                             |      |                                          |                                                  |                           |    |
| 9. Adequacy of production capacity           | = |     |     |     |     |     | 68   |     |     |      |     |     | 56   |                   |                             | 42   | =                                        | Suffisance de la capacité de production          | 9.                        |    |
|                                              | b |     |     |     |     |     | +30  |     |     |      |     |     | +42  |                   |                             | +48  | s                                        |                                                  |                           |    |
| 10. Duration in months of assured production |   |     |     |     |     |     | 2.3  |     |     |      |     |     | 2.7  |                   |                             | 3.0  | =                                        | Durée de production assurée, en mois             | 10.                       |    |
| 11. New orders                               | = |     |     |     | 60  | 64  |      |     |     |      |     |     | 43   |                   |                             | 33   | =                                        | Commandes nouvelles                              | 11.                       |    |
|                                              | b |     |     |     | -14 | -18 |      |     |     |      |     |     | -39  |                   |                             | +7   | s                                        |                                                  |                           |    |
| 12. Export orders' expectations              | = |     |     |     | 87  | 83  |      |     |     |      |     |     | 67   |                   |                             | 60   | =                                        | Perspectives d'évolution de commandes étrangères | 12.                       |    |
|                                              | b |     |     |     | -3  | -3  |      |     |     |      |     |     | -1   |                   |                             | -24  | s                                        |                                                  |                           |    |
| 13. % Capacity utilisation                   | = |     |     |     |     |     | 83.3 |     |     |      |     |     | 74.6 |                   |                             |      | =                                        | Utilisation de la capacité                       | 13.                       |    |
| 14. Raw material stocks                      | = |     |     |     |     |     |      |     |     |      |     |     | 69   |                   |                             |      | =                                        | Stocks de matières premières                     | 14.                       |    |
|                                              | b |     |     |     |     |     |      |     |     |      |     |     | +17  |                   |                             |      | s                                        |                                                  |                           |    |
|                                              |   |     |     |     |     |     |      |     |     |      |     |     |      |                   | ←                           | MOIS |                                          |                                                  |                           |    |
| MONTH                                        | → | DK  |     |     | IRL |     |      | NL  |     |      | B   |     |      | L                 |                             |      | ←                                        | MOIS                                             |                           |    |
|                                              |   | N   | D   | J   | N   | D   | J    | N   | D   | J    | N   | D   | J    | N                 | D                           | J    |                                          |                                                  |                           |    |
| 1. Production trend                          | = |     |     |     | 49  | 63  | 49   | 85  | 86  | 91   | 57  | 63  | 56   |                   |                             |      | =                                        | Tendance de la production                        | 1.                        |    |
|                                              | b |     |     |     | +7  | +37 | -21  | -9  | +6  | -5   | -1  | -13 | -14  |                   |                             |      | s                                        |                                                  |                           |    |
| 2. Order books                               | = |     |     |     | 55  | 42  | 29   | 50  | 63  | 68   | 44  | 44  | 51   |                   |                             |      | =                                        | Carnet de commandes, total                       | 2.                        |    |
|                                              | b |     |     |     | -21 | -26 | -71  | -38 | -35 | -32  | -40 | -40 | -37  |                   |                             |      | s                                        |                                                  |                           |    |
| 3. Export order books                        | = |     |     |     | 37  | 32  | 22   |     |     |      | 38  | 58  | 53   |                   |                             |      | =                                        | Carnets de commandes étrangères                  | 3.                        |    |
|                                              | b |     |     |     | -7  | +22 | -18  |     |     |      | -38 | -18 | -39  |                   |                             |      | s                                        |                                                  |                           |    |
| 4. Stocks of finished products               | = |     |     |     | 87  | 39  | 42   | 61  | 59  | 42   | 57  | 62  | 64   |                   |                             |      | =                                        | Stocks de produits finis                         | 4.                        |    |
|                                              | b |     |     |     | +13 | +39 | +40  | +37 | +33 | +42  | +9  | +8  | +12  |                   |                             |      | s                                        |                                                  |                           |    |
| 5. Production expectations                   | = |     |     |     | 52  | 79  | 30   | 81  | 85  | 84   | 54  | 55  | 59   |                   |                             |      | =                                        | Perspectives d'évolution de la production        | 5.                        |    |
|                                              | b |     |     |     | +34 | +11 | -20  | -5  | -7  | -16  | -28 | -27 | -13  |                   |                             |      | s                                        |                                                  |                           |    |
| 6. Selling-price expectations                | = |     |     |     | 29  | 24  | 31   |     |     |      | 61  | 52  | 41   |                   |                             |      | =                                        | Perspectives d'évolution des prix de vente       | 6.                        |    |
|                                              | b |     |     |     | +71 | +76 | +69  |     |     |      | +31 | +44 | +55  |                   |                             |      | s                                        |                                                  |                           |    |
| 7. Employment expectations                   | = | 66  |     |     | 71  |     |      | 66  |     |      | 73  |     |      |                   |                             |      | =                                        | Perspectives d'évolution de l'emploi             | 7.                        |    |
|                                              | b | +28 |     |     | -29 |     |      | +2  |     |      | -19 |     |      |                   |                             |      | s                                        |                                                  |                           |    |
| 8. Limits to production                      |   | 65  |     |     | 30  |     |      | 35  |     |      | 4   |     |      |                   |                             |      | — aucune demande main d'œuvre équipement | } Facteurs limitant la production                | 8.                        |    |
| to demand                                    | — | 17  |     |     | 100 |     |      | 63  |     |      | 83  |     |      |                   |                             |      |                                          |                                                  |                           |    |
| labour                                       | — | 3   |     |     |     |     |      |     |     |      | 1   |     |      |                   |                             |      |                                          |                                                  |                           |    |
| equipment                                    | — | 15  |     |     |     |     |      |     |     |      | 7   |     |      |                   |                             |      |                                          |                                                  |                           |    |
| 9. Adequacy of production capacity           | = |     |     |     |     |     | 78   |     |     | 29   |     |     | 47   |                   |                             |      | =                                        | Suffisance de la capacité de production          | 9.                        |    |
|                                              | b |     |     |     |     |     | +18  |     |     | +71  |     |     | +39  |                   |                             |      | s                                        |                                                  |                           |    |
| 10. Duration in months of assured production |   |     |     |     |     |     | 2.4  |     |     | 1.8  |     |     | 2.0  |                   |                             |      | =                                        | Durée de production assurée, en mois             | 10.                       |    |
| 11. New orders                               | = |     |     |     |     |     | 32   |     |     | 53   |     |     | 42   |                   |                             |      | =                                        | Commandes nouvelles                              | 11.                       |    |
|                                              | b |     |     |     |     |     | -68  |     |     | -27  |     |     | -20  |                   |                             |      | s                                        |                                                  |                           |    |
| 12. Export orders' expectations              | = |     |     |     |     |     | 32   |     |     | 69   |     |     |      |                   |                             |      | =                                        | Perspectives d'évolution de commandes étrangères | 12.                       |    |
|                                              | b |     |     |     |     |     | -60  |     |     | -11  |     |     |      |                   |                             |      | s                                        |                                                  |                           |    |
| 13. % Capacity utilisation                   | = |     |     |     |     |     | 65.0 |     |     | 74.0 |     |     | 75.0 |                   |                             |      | =                                        | Utilisation de la capacité                       | 13.                       |    |
| 14. Raw material stocks                      | = |     |     |     |     |     | 64   |     |     | 74   |     |     | 84   |                   |                             |      | =                                        | Stocks de matières premières                     | 14.                       |    |
|                                              | b |     |     |     |     |     | +36  |     |     | +14  |     |     |      |                   |                             |      | s                                        |                                                  |                           |    |

Wool industry

1<sup>a</sup>

Industrie lainière

| MONTH →                                      | CE        |     |     | D   |     |     | F    |     |     | I   |     |     | UK   |     |     | 2.1A ←                                             | Series code<br>Codes séries                                              |        |
|----------------------------------------------|-----------|-----|-----|-----|-----|-----|------|-----|-----|-----|-----|-----|------|-----|-----|----------------------------------------------------|--------------------------------------------------------------------------|--------|
|                                              | N         | D   | J   | N   | D   | J   | N    | D   | J   | N   | D   | J   | N    | D   | J   |                                                    |                                                                          | ← MOIS |
| 1. Production trend                          | =         |     | 54  | 64  | 46  | 43  | 54   | 47  | 58  | 64  | 43  | 52  |      |     | 57  | = Tendance de la production                        | 1.                                                                       |        |
|                                              | b         |     | -30 | -6  | -50 | -53 | -38  | -23 | -22 | -30 | -49 | -46 |      |     | -11 | s                                                  |                                                                          |        |
| 2. Order books                               | =         | 37  | 41  | 38  | 23  | 17  | 19   | 61  | 59  | 66  | 14  | 39  | 26   | 39  | 39  | 28                                                 | = Carnet de commandes, total                                             | 2.     |
|                                              | b         | -57 | -51 | -54 | -73 | -83 | -81  | -31 | -33 | -24 | -84 | -57 | -70  | -51 | -39 | -52                                                | s                                                                        |        |
| 3. Export order books                        | =         | 40  | 40  | 42  | 16  | 24  | 20   | 56  | 57  | 61  | 36  | 16  | 34   | 47  | 47  | 33                                                 | = Carnets de commandes étrangères                                        | 3.     |
|                                              | b         | -50 | -46 | -44 | -82 | -74 | -76  | -30 | -31 | -25 | -60 | -72 | -62  | -37 | -35 | -15                                                | s                                                                        |        |
| 4. Stocks of finished products               | =         | 62  | 61  | 54  | 55  | 53  | 46   | 65  | 56  | 56  | 51  | 60  | 54   | 72  | 67  | 56                                                 | = Stocks de produits finis                                               | 4.     |
|                                              | b         | +32 | +37 | +30 | +41 | +43 | +50  | +33 | +42 | +28 | +39 | +38 | +34  | +20 | +29 | +20                                                | s                                                                        |        |
| 5. Production expectations                   | =         | 64  | 63  | 67  | 66  | 48  | 67   | 66  | 77  | 87  | 61  | 53  | 59   | 60  | 73  | 51                                                 | = Perspectives d'évolution de la production                              | 5.     |
|                                              | b         | -24 | -21 | -3  | -30 | -50 | -11  | -20 | -15 | -3  | -29 | -35 | -19  | -26 | +7  | +15                                                | s                                                                        |        |
| 6. Selling-price expectations                | =         | 49  | 56  | 68  | 63  | 69  | 82   | 19  | 51  | 71  | 64  | 49  | 57   | 51  | 61  | 73                                                 | = Perspectives d'évolution des prix de vente                             | 6.     |
|                                              | b         | +35 | +30 | +26 | +25 | +3  | +10  | +69 | +37 | +29 | +36 | +51 | +35  | +15 | +21 | +25                                                | s                                                                        |        |
| 7. Employment expectations                   | =         | 62  |     |     | 78  |     |      | 55  |     |     | 64  |     |      | 47  |     |                                                    | = Perspectives d'évolution de l'emploi                                   | 7.     |
|                                              | b         | -32 |     |     | -20 |     |      | -43 |     |     | -28 |     |      | -45 |     |                                                    | s                                                                        |        |
| 8. Limits to production                      |           | 20  |     |     | 40  |     |      |     |     |     | 39  |     |      | 7   |     |                                                    | aucune demande main d'œuvre équipement } Facteurs limitant la production | 8.     |
|                                              | none      | 82  |     |     | 58  |     |      | 86  |     |     | 92  |     |      | 89  |     |                                                    |                                                                          |        |
|                                              | labour    | 1   |     |     | 1   |     |      | 14  |     |     | 1   |     |      | 2   |     |                                                    |                                                                          |        |
|                                              | equipment | 5   |     |     |     |     |      |     |     |     |     |     |      | 3   |     |                                                    |                                                                          |        |
| 9. Adequacy of production capacity           | =         |     |     |     |     |     | 68   |     |     |     |     | 58  |      |     | 54  | = Suffisance de la capacité de production          | 9.                                                                       |        |
|                                              | b         |     |     |     |     |     | +32  |     |     |     |     | +36 |      |     | +36 | s                                                  |                                                                          |        |
| 10. Duration in months of assured production |           |     |     |     |     |     | 3.2  |     |     |     |     | 2.7 |      |     | 3.0 | = Durée de production assurée, en mois             | 10.                                                                      |        |
| 11. New orders                               | =         |     |     |     | 47  | 43  |      |     |     |     |     |     | 36   |     | 27  | = Commandes nouvelles                              | 11.                                                                      |        |
|                                              | b         |     |     |     | -51 | -49 |      |     |     |     |     |     | -48  |     | -7  | s                                                  |                                                                          |        |
| 12. Export orders' expectations              | =         |     |     |     | 73  | 72  |      |     |     |     |     |     | 64   |     | 48  | = Perspectives d'évolution de commandes étrangères | 12.                                                                      |        |
|                                              | b         |     |     |     | -9  | +2  |      |     |     |     |     |     | +12  |     | -28 | s                                                  |                                                                          |        |
| 13. % Capacity utilisation                   |           |     |     |     |     |     | 81.8 |     |     |     |     |     | 78.1 |     |     | = % Utilisation de la capacité                     | 13.                                                                      |        |
| 14. Raw material stocks                      | =         |     |     |     |     |     |      |     |     |     |     |     | 78   |     |     | = Stocks de matières premières                     | 14.                                                                      |        |
|                                              | b         |     |     |     |     |     |      |     |     |     |     |     | +14  |     |     | s                                                  |                                                                          |        |

| MONTH →                                      | DK        |   |   | IRL |     |     | NL   |   |   | B   |     |      | L |   |     | ← MOIS                                                                   |     |
|----------------------------------------------|-----------|---|---|-----|-----|-----|------|---|---|-----|-----|------|---|---|-----|--------------------------------------------------------------------------|-----|
|                                              | N         | D | J | N   | D   | J   | N    | D | J | N   | D   | J    | N | D | J   |                                                                          |     |
| 1. Production trend                          | =         |   |   |     | 60  | 40  |      |   |   | 68  | 81  | 66   |   |   |     | = Tendance de la production                                              | 1.  |
|                                              | b         |   |   |     | -20 | +40 | -60  |   |   | +14 | -9  | -12  |   |   |     | s                                                                        |     |
| 2. Order books                               | =         |   |   |     | 40  | 60  | 70   |   |   | 70  | 67  | 75   |   |   |     | = Carnet de commandes, total                                             | 2.  |
|                                              | b         |   |   |     | +20 | +40 | -30  |   |   | -20 | -27 | -19  |   |   |     | s                                                                        |     |
| 3. Export order books                        | =         |   |   |     | 88  | 1   | 19   |   |   | 50  | 71  | 69   |   |   |     | = Carnets de commandes étrangères                                        | 3.  |
|                                              | b         |   |   |     | -12 | +97 | +61  |   |   | -30 | -19 | -31  |   |   |     | s                                                                        |     |
| 4. Stocks of finished products               | =         |   |   |     | 80  | 40  | 40   |   |   | 77  | 81  | 72   |   |   |     | = Stocks de produits finis                                               | 4.  |
|                                              | b         |   |   |     | +20 | -20 |      |   |   | +5  | +1  | +14  |   |   |     | s                                                                        |     |
| 5. Production expectations                   | =         |   |   |     | 40  | 40  |      |   |   | 72  | 62  | 80   |   |   |     | = Perspectives d'évolution de la production                              | 5.  |
|                                              | b         |   |   |     | +60 | +60 | +40  |   |   | -14 | -14 | -6   |   |   |     | s                                                                        |     |
| 6. Selling-price expectations                | =         |   |   |     | 1   | 1   | 40   |   |   | 53  | 48  | 36   |   |   |     | = Perspectives d'évolution des prix de vente                             | 6.  |
|                                              | b         |   |   |     | +97 | +97 | +60  |   |   | +15 | +46 | +46  |   |   |     | s                                                                        |     |
| 7. Employment expectations                   | =         |   |   |     | 98  |     |      |   |   | 91  |     |      |   |   |     | = Perspectives d'évolution de l'emploi                                   | 7.  |
|                                              | b         |   |   |     |     |     |      |   |   | -7  |     |      |   |   |     | s                                                                        |     |
| 8. Limits to production                      |           |   |   |     |     |     |      |   |   | 3   |     |      |   |   |     | aucune demande main d'œuvre équipement } Facteurs limitant la production | 8.  |
|                                              | none      |   |   |     |     |     |      |   |   | 66  |     |      |   |   |     |                                                                          |     |
|                                              | labour    |   |   |     |     |     |      |   |   | 2   |     |      |   |   |     |                                                                          |     |
|                                              | equipment |   |   |     |     |     |      |   |   | 19  |     |      |   |   |     |                                                                          |     |
| 9. Adequacy of production capacity           | =         |   |   |     |     |     | 70   |   |   |     |     | 60   |   |   | 60  | = Suffisance de la capacité de production                                | 9.  |
|                                              | b         |   |   |     |     |     | +30  |   |   |     |     | +10  |   |   | +10 | s                                                                        |     |
| 10. Duration in months of assured production |           |   |   |     |     |     | 6.1  |   |   |     |     | 2.0  |   |   |     | = Durée de production assurée, en mois                                   | 10. |
| 11. New orders                               | =         |   |   |     |     |     | 70   |   |   |     |     | 55   |   |   | 55  | = Commandes nouvelles                                                    | 11. |
|                                              | b         |   |   |     |     |     | -30  |   |   |     |     | -5   |   |   | -5  | s                                                                        |     |
| 12. Export orders' expectations              | =         |   |   |     |     |     | 19   |   |   |     |     |      |   |   |     | = Perspectives d'évolution de commandes étrangères                       | 12. |
|                                              | b         |   |   |     |     |     | -81  |   |   |     |     |      |   |   |     | s                                                                        |     |
| 13. % Capacity utilisation                   |           |   |   |     |     |     | 68.0 |   |   |     |     | 83.0 |   |   |     | = % Utilisation de la capacité                                           | 13. |
| 14. Raw material stocks                      | =         |   |   |     |     |     | 98   |   |   |     |     | 88   |   |   |     | = Stocks de matières premières                                           | 14. |
|                                              | b         |   |   |     |     |     |      |   |   |     |     | -10  |   |   |     | s                                                                        |     |

Cotton industry

1<sup>b</sup>

Industrie cotonnière

| MONTH →                                      | CE        |     |     | D   |     |     | F    |     |     | I   |     |      | UK  |     |     | 3.1B ← | Series code<br>Codes séries            |                                                  |     |
|----------------------------------------------|-----------|-----|-----|-----|-----|-----|------|-----|-----|-----|-----|------|-----|-----|-----|--------|----------------------------------------|--------------------------------------------------|-----|
|                                              | N         | D   | J   | N   | D   | J   | N    | D   | J   | N   | D   | J    | N   | D   | J   | ← MOIS |                                        |                                                  |     |
| 1. Production trend                          | =         |     | 63  | 75  | 82  | 80  | 45   | 53  | 39  | 64  | 87  | 78   |     |     | 29  | =      | Tendance de la production              | 1.                                               |     |
|                                              | b         |     | -3  | +9  | -6  | -16 | -21  | -9  | -1  | -36 | -13 | -22  |     |     | +45 | s      |                                        |                                                  |     |
| 2. Order books                               | =         | 39  | 45  | 51  | 54  | 47  | 59   | 33  | 47  | 43  | 34  | 44   | 20  | 12  | 27  | 68     | =                                      | Carnet de commandes, total                       | 2.  |
|                                              | b         | -49 | -47 | -41 | -46 | -63 | -41  | -41 | -33 | -27 | -50 | -50  | -74 | -74 | -63 | -24    | s                                      |                                                  |     |
| 3. Export order books                        | =         | 51  | 55  | 42  | 54  | 51  | 44   | 57  | 46  | 18  | 38  | 68   | 42  | 67  | 51  | 67     | =                                      | Carnets de commandes étrangères                  | 3.  |
|                                              | b         | -31 | -29 | -34 | -26 | -13 | -20  | -29 | -42 | -24 | -22 | -32  | -52 | -25 | -35 | -29    | s                                      |                                                  |     |
| 4. Stocks of finished products               | =         | 46  | 49  | 42  | 44  | 46  | 48   | 45  | 45  | 42  | 47  | 46   | 36  | 35  | 80  | 32     | =                                      | Stocks de produits finis                         | 4.  |
|                                              | b         | +44 | +35 | +42 | +56 | +52 | +50  | +45 | +45 | +52 | +27 | +2   | +8  | +61 | +34 | +60    | s                                      |                                                  |     |
| 5. Production expectations                   | =         | 63  | 75  | 77  | 81  | 82  | 83   | 50  | 53  | 57  | 53  | 87   | 88  | 45  | 77  | 84     | =                                      | Perspectives d'évolution de la production        | 5.  |
|                                              | b         | -1  | -9  | -9  | -3  | -10 | -9   | -14 | -13 | -15 | -7  | -5   | -8  | +45 | -3  |        | s                                      |                                                  |     |
| 6. Selling-price expectations                | =         | 46  | 54  | 56  | 61  | 68  | 60   | 18  | 28  | 47  | 23  | 44   | 43  | 71  | 69  | 83     | =                                      | Perspectives d'évolution des prix de vente       | 6.  |
|                                              | b         | +48 | +44 | +42 | +31 | +28 | +38  | +76 | +72 | +53 | +63 | +56  | +57 | +29 | +25 | +17    | s                                      |                                                  |     |
| 7. Employment expectations                   | =         | 62  |     |     | 79  |     |      | 48  |     |     | 40  |      |     | 77  |     |        | =                                      | Perspectives d'évolution de l'emploi             | 7.  |
|                                              | b         | -38 |     |     | -21 |     |      | -52 |     |     | -60 |      |     | -21 |     |        | s                                      |                                                  |     |
| 8. Limits to production                      | none      | 35  |     |     | 62  |     |      |     |     |     | 56  |      |     | 8   |     |        | aucune demande main d'œuvre équipement | Facteurs limitant la production                  | 8.  |
|                                              | demand    | 62  |     |     | 24  |     |      | 93  |     |     | 70  |      |     | 81  |     |        |                                        |                                                  |     |
|                                              | labour    | 2   |     |     | 4   |     |      | 7   |     |     | 2   |      |     | 2   |     |        |                                        |                                                  |     |
|                                              | equipment | 7   |     |     | 10  |     |      |     |     |     | 2   |      |     | 9   |     |        |                                        |                                                  |     |
| 9. Adequacy of production capacity           | =         |     |     |     |     |     | 72   |     |     |     |     | 45   |     | 30  |     |        | =                                      | Suffisance de la capacité de production          | 9.  |
|                                              | b         |     |     |     |     |     | +26  |     |     |     |     | +55  |     | +66 |     |        | s                                      |                                                  |     |
| 10. Duration in months of assured production | =         |     |     |     |     |     | 3.1  |     |     |     |     | 2.6  |     | 3.0 |     |        | =                                      | Durée de production assurée, en mois             | 10. |
| 11. New orders                               | =         |     |     |     | 69  | 72  |      |     |     |     |     | 21   |     | 25  |     |        | =                                      | Commandes nouvelles                              | 11. |
|                                              | b         |     |     |     | -1  | -2  |      |     |     |     |     | -61  |     | +45 |     |        | s                                      |                                                  |     |
| 12. Export orders' expectations              | =         |     |     |     | 87  | 83  |      |     |     |     |     | 92   |     | 83  |     |        | =                                      | Perspectives d'évolution de commandes étrangères | 12. |
|                                              | b         |     |     |     | -3  | -9  |      |     |     |     |     | -2   |     | -1  |     |        | s                                      |                                                  |     |
| 13. % Capacity utilisation                   | =         |     |     |     |     |     | 92.3 |     |     |     |     | 68.0 |     |     |     |        | =                                      | % Utilisation de la capacité                     | 13. |
| 14. Raw material stocks                      | =         |     |     |     |     |     |      |     |     |     |     | 34   |     |     |     |        | =                                      | Stocks de matières premières                     | 14. |
|                                              | b         |     |     |     |     |     |      |     |     |     |     | +34  |     |     |     |        | s                                      |                                                  |     |

| MONTH →                                      | DK        |   |   | IRL |     |   | NL |     |     | B    |     |      | L   |   |   | ← MOIS |                                        |                                                  |     |
|----------------------------------------------|-----------|---|---|-----|-----|---|----|-----|-----|------|-----|------|-----|---|---|--------|----------------------------------------|--------------------------------------------------|-----|
|                                              | N         | D | J | N   | D   | J | N  | D   | J   | N    | D   | J    | N   | D | J |        |                                        |                                                  |     |
| 1. Production trend                          | =         |   |   |     | 98  |   |    | 90  | 89  | 98   | 51  | 54   | 50  |   |   |        | =                                      | Tendance de la production                        | 1.  |
|                                              | b         |   |   |     |     |   |    | -4  | +11 |      | -13 | -14  | -10 |   |   |        | s                                      |                                                  |     |
| 2. Order books                               | =         |   |   |     | 1   |   |    | 52  | 84  | 83   | 36  | 35   | 49  |   |   |        | =                                      | Carnet de commandes, total                       | 2.  |
|                                              | b         |   |   |     | -97 |   |    | -26 | -16 | -17  | -60 | -51  | -51 |   |   |        | s                                      |                                                  |     |
| 3. Export order books                        | =         |   |   |     | 98  |   |    |     |     |      | 43  | 53   | 49  |   |   |        | =                                      | Carnets de commandes étrangères                  | 3.  |
|                                              | b         |   |   |     |     |   |    |     |     |      | -53 | -31  | -49 |   |   |        | s                                      |                                                  |     |
| 4. Stocks of finished products               | =         |   |   |     | 1   |   |    | 81  | 69  | 43   | 52  | 50   | 49  |   |   |        | =                                      | Stocks de produits finis                         | 4.  |
|                                              | b         |   |   |     | +97 |   |    | +13 | +31 | +57  | +18 | +14  | +15 |   |   |        | s                                      |                                                  |     |
| 5. Production expectations                   | =         |   |   |     | 98  |   |    | 93  | 96  | 81   | 47  | 55   | 52  |   |   |        | =                                      | Perspectives d'évolution de la production        | 5.  |
|                                              | b         |   |   |     |     |   |    | +7  | +4  | -19  | -33 | -33  | -12 |   |   |        | s                                      |                                                  |     |
| 6. Selling-price expectations                | =         |   |   |     | 98  |   |    |     |     |      | 66  | 57   | 46  |   |   |        | =                                      | Perspectives d'évolution des prix de vente       | 6.  |
|                                              | b         |   |   |     |     |   |    |     |     |      | +34 | +43  | +54 |   |   |        | s                                      |                                                  |     |
| 7. Employment expectations                   | =         |   |   |     |     |   |    | 38  |     |      | 60  |      |     |   |   |        | =                                      | Perspectives d'évolution de l'emploi             | 7.  |
|                                              | b         |   |   |     |     |   |    | -62 |     |      | -30 |      |     |   |   |        | s                                      |                                                  |     |
| 8. Limits to production                      | none      |   |   |     |     |   |    | 33  |     |      |     |      |     |   |   |        | aucune demande main d'œuvre équipement | Facteurs limitant la production                  | 8.  |
|                                              | demand    |   |   |     |     |   |    | 67  |     |      | 92  |      |     |   |   |        |                                        |                                                  |     |
|                                              | labour    |   |   |     |     |   |    |     |     |      | 3   |      |     |   |   |        |                                        |                                                  |     |
|                                              | equipment |   |   |     |     |   |    |     |     |      |     |      |     |   |   |        |                                        |                                                  |     |
| 9. Adequacy of production capacity           | =         |   |   |     |     |   |    |     |     | 32   |     | 43   |     |   |   |        | =                                      | Suffisance de la capacité de production          | 9.  |
|                                              | b         |   |   |     |     |   |    |     |     | +68  |     | +57  |     |   |   |        | s                                      |                                                  |     |
| 10. Duration in months of assured production | =         |   |   |     |     |   |    |     |     | 3.0  |     | 2.1  |     |   |   |        | =                                      | Durée de production assurée, en mois             | 10. |
| 11. New orders                               | =         |   |   |     |     |   |    |     |     | 47   |     | 35   |     |   |   |        | =                                      | Commandes nouvelles                              | 11. |
|                                              | b         |   |   |     |     |   |    |     |     | -13  |     | -13  |     |   |   |        | s                                      |                                                  |     |
| 12. Export orders' expectations              | =         |   |   |     |     |   |    |     |     | 83   |     |      |     |   |   |        | =                                      | Perspectives d'évolution de commandes étrangères | 12. |
|                                              | b         |   |   |     |     |   |    |     |     | +17  |     |      |     |   |   |        | s                                      |                                                  |     |
| 13. % Capacity utilisation                   | =         |   |   |     |     |   |    |     |     | 82.0 |     | 73.0 |     |   |   |        | =                                      | % Utilisation de la capacité                     | 13. |
| 14. Raw material stocks                      | =         |   |   |     |     |   |    |     |     | 66   |     | 87   |     |   |   |        | =                                      | Stocks de matières premières                     | 14. |
|                                              | b         |   |   |     |     |   |    |     |     | +34  |     | -5   |     |   |   |        | s                                      |                                                  |     |

| Knitting industry                            |           | 1 <sup>c</sup> |     |     |     |     |      |     |     |     |     |      |     | Bonneterie |     |        |                                                  |                                            |    |
|----------------------------------------------|-----------|----------------|-----|-----|-----|-----|------|-----|-----|-----|-----|------|-----|------------|-----|--------|--------------------------------------------------|--------------------------------------------|----|
| MONTH →                                      | CE        |                |     | D   |     |     | F    |     |     | I   |     |      | UK  |            |     | 4.1C ← | Series code<br>Codes séries                      |                                            |    |
|                                              | N         | D              | J   | N   | D   | J   | N    | D   | J   | N   | D   | J    | N   | D          | J   | ←      | MOIS                                             |                                            |    |
| 1. Production trend                          | =         |                | 56  | 71  | 65  | 72  | 46   | 51  | 40  | 73  | 68  | 58   |     |            | 50  | =      | Tendance de la production                        | 1.                                         |    |
|                                              | b         |                | -16 | -9  | -13 | -16 | -18  | -15 | -18 | -11 | -10 | -36  |     |            |     | s      |                                                  |                                            |    |
| 2. Order books                               | =         | 50             | 53  | 51  | 47  | 39  | 44   | 48  | 62  | 61  | 47  | 48   | 57  | 64         | 72  | 47     | =                                                | Carnet de commandes, total                 | 2. |
|                                              | b         | -36            | -39 | -37 | -51 | -59 | -54  | -30 | -28 | -25 | -31 | -38  | -37 | -24        | -20 | -23    | s                                                |                                            |    |
| 3. Export order books                        | =         | 51             | 48  | 51  | 52  | 50  | 49   | 64  | 57  | 52  | 52  | 47   | 53  | 42         | 33  | 48     | =                                                | Carnets de commandes étrangères            | 3. |
|                                              | b         | -37            | -42 | -39 | -48 | -50 | -51  | -34 | -41 | -44 | -36 | -45  | -39 | -48        | -53 | -44    | s                                                |                                            |    |
| 4. Stocks of finished products               | =         | 66             | 64  | 66  | 60  | 58  | 60   | 62  | 66  | 68  | 79  | 77   | 72  | 78         | 61  | 70     | =                                                | Stocks de produits finis                   | 4. |
|                                              | b         | +18            | +22 | +22 | +38 | +40 | +38  | +14 | +10 | +12 | +13 | +13  | +26 | +4         | +23 | +4     | s                                                |                                            |    |
| 5. Production expectations                   | =         | 71             | 73  | 63  | 79  | 72  | 67   | 66  | 77  | 56  | 72  | 76   | 67  | 68         | 71  | 62     | =                                                | Perspectives d'évolution de la production  | 5. |
|                                              | b         | -7             | -11 | +5  | -17 | -28 | -19  | +2  | +7  | +26 | -6  | -14  | +9  | -5         | +8  |        | s                                                |                                            |    |
| 6. Selling-price expectations                | =         | 55             | 50  | 41  | 75  | 71  | 59   | 38  | 16  | 23  | 20  | 36   | 28  | 73         | 71  | 47     | =                                                | Perspectives d'évolution des prix de vente | 6. |
|                                              | b         | +43            | +48 | +55 | +21 | +27 | +35  | +62 | +82 | +77 | +78 | +64  | +70 | +19        | +25 | +49    | s                                                |                                            |    |
| 7. Employment expectations                   | =         | 73             |     |     | 79  |     |      | 68  |     |     | 65  |      |     | 80         |     |        | =                                                | Perspectives d'évolution de l'emploi       | 7. |
|                                              | b         | -21            |     |     | -21 |     |      | -26 |     |     | -35 |      |     | -4         |     |        | s                                                |                                            |    |
| 8. Limits to production                      | none      | 29             |     |     | 59  |     |      |     |     | 46  |     |      |     | 6          |     |        | aucune demande de main d'œuvre ou équipement     | Facteurs limitant la production            | 8. |
|                                              | demand    | 71             |     |     | 33  |     |      | 95  |     | 91  |     |      |     | 82         |     |        |                                                  |                                            |    |
|                                              | labour    | 4              |     |     | 6   |     |      | 1   |     | 1   |     |      |     | 7          |     |        |                                                  |                                            |    |
|                                              | equipment | 4              |     |     | 2   |     |      | 4   |     | 6   |     |      |     | 6          |     |        |                                                  |                                            |    |
| 9. Adequacy of production capacity           | =         |                |     |     |     |     | 64   |     |     |     |     | 74   |     |            | 66  | =      | Suffisance de la capacité de production          | 9.                                         |    |
|                                              | b         |                |     |     |     |     | +32  |     |     |     |     | +24  |     | +12        |     | s      |                                                  |                                            |    |
| 10. Duration in months of assured production |           |                |     |     |     |     | 1.8  |     |     |     |     | 2.3  |     |            | 3.0 | =      | Durée de production assurée, en mois             | 10.                                        |    |
| 11. New orders                               | =         |                |     |     | 58  | 67  |      |     |     |     |     | 57   |     |            | 33  | =      | Commandes nouvelles                              | 11.                                        |    |
|                                              | b         |                |     |     | -38 | -23 |      |     |     |     |     | -11  |     | +11        |     | s      |                                                  |                                            |    |
| 12. Export orders' expectations              | =         |                |     |     | 83  | 82  |      |     |     |     |     | 56   |     |            | 48  | =      | Perspectives d'évolution de commandes étrangères | 12.                                        |    |
|                                              | b         |                |     |     | -3  | -6  |      |     |     |     |     | +16  |     | -36        |     | s      |                                                  |                                            |    |
| 13. % Capacity utilisation                   |           |                |     |     |     |     | 79.0 |     |     |     |     | 76.0 |     |            |     | =      | % Utilisation de la capacité                     | 13.                                        |    |
| 14. Raw material stocks                      | =         |                |     |     |     |     |      |     |     |     |     | 82   |     |            |     | =      | Stocks de matières premières                     | 14.                                        |    |
|                                              | b         |                |     |     |     |     |      |     |     |     |     | +6   |     |            |     | s      |                                                  |                                            |    |

| MONTH →                                      | DK        |   |   | IRL |     |      | NL |   |   | B   |     |      | L |   |    | ←                                            | MOIS                                             |     |
|----------------------------------------------|-----------|---|---|-----|-----|------|----|---|---|-----|-----|------|---|---|----|----------------------------------------------|--------------------------------------------------|-----|
|                                              | N         | D | J | N   | D   | J    | N  | D | J | N   | D   | J    | N | D | J  |                                              |                                                  |     |
| 1. Production trend                          | =         |   |   | 50  | 55  | 36   |    |   |   | 45  | 43  | 50   |   |   |    | =                                            | Tendance de la production                        | 1.  |
|                                              | b         |   |   | +50 | +45 | +24  |    |   |   | -19 | -19 | +2   |   |   |    | s                                            |                                                  |     |
| 2. Order books                               | =         |   |   | 51  | 45  | 1    |    |   |   | 40  | 34  | 30   |   |   |    | =                                            | Carnet de commandes, total                       | 2.  |
|                                              | b         |   |   | -49 | -55 | -97  |    |   |   | -20 | -28 | -36  |   |   |    | s                                            |                                                  |     |
| 3. Export order books                        | =         |   |   | 1   | 54  | 15   |    |   |   | 28  | 47  | 50   |   |   |    | =                                            | Carnets de commandes étrangères                  | 3.  |
|                                              | b         |   |   | -99 | -46 | +1   |    |   |   | +26 | +27 | +6   |   |   |    | s                                            |                                                  |     |
| 4. Stocks of finished products               | =         |   |   | 98  | 11  | 1    |    |   |   | 17  | 46  | 57   |   |   |    | =                                            | Stocks de produits finis                         | 4.  |
|                                              | b         |   |   | +89 | +97 |      |    |   |   | -15 | -2  | +17  |   |   |    | s                                            |                                                  |     |
| 5. Production expectations                   | =         |   |   | 89  | 98  | 14   |    |   |   | 52  | 48  | 61   |   |   |    | =                                            | Perspectives d'évolution de la production        | 5.  |
|                                              | b         |   |   | +11 |     | -86  |    |   |   | -16 | -14 | -5   |   |   |    | s                                            |                                                  |     |
| 6. Selling-price expectations                | =         |   |   | 1   | 1   | 58   |    |   |   | 64  | 77  | 62   |   |   |    | =                                            | Perspectives d'évolution des prix de vente       | 6.  |
|                                              | b         |   |   | +97 | +97 | +42  |    |   |   | +34 | +21 | +38  |   |   |    | s                                            |                                                  |     |
| 7. Employment expectations                   | =         |   |   | 54  |     |      |    |   |   | 63  |     |      |   |   |    | =                                            | Perspectives d'évolution de l'emploi             | 7.  |
|                                              | b         |   |   | -46 |     |      |    |   |   | -7  |     |      |   |   |    | s                                            |                                                  |     |
| 8. Limits to production                      | none      |   |   | 50  |     |      |    |   |   | 16  |     |      |   |   |    | aucune demande de main d'œuvre ou équipement | Facteurs limitant la production                  | 8.  |
|                                              | demand    |   |   | 100 |     |      |    |   |   | 84  |     |      |   |   |    |                                              |                                                  |     |
|                                              | labour    |   |   |     |     |      |    |   |   |     |     |      |   |   |    |                                              |                                                  |     |
|                                              | equipment |   |   |     |     |      |    |   |   |     |     |      |   |   |    |                                              |                                                  |     |
| 9. Adequacy of production capacity           | =         |   |   |     |     | 94   |    |   |   |     |     | 32   |   |   | 38 | =                                            | Suffisance de la capacité de production          | 9.  |
|                                              | b         |   |   |     |     | -6   |    |   |   |     |     | +38  |   |   | s  |                                              |                                                  |     |
| 10. Duration in months of assured production |           |   |   |     |     | .5   |    |   |   |     |     | 1.9  |   |   |    | =                                            | Durée de production assurée, en mois             | 10. |
| 11. New orders                               | =         |   |   |     |     | 10   |    |   |   |     |     | 41   |   |   |    | =                                            | Commandes nouvelles                              | 11. |
|                                              | b         |   |   |     |     | -90  |    |   |   |     |     | -31  |   |   |    | s                                            |                                                  |     |
| 12. Export orders' expectations              | =         |   |   |     |     | 58   |    |   |   |     |     |      |   |   |    | =                                            | Perspectives d'évolution de commandes étrangères | 12. |
|                                              | b         |   |   |     |     | -42  |    |   |   |     |     |      |   |   |    | s                                            |                                                  |     |
| 13. % Capacity utilisation                   |           |   |   |     |     | 79.2 |    |   |   |     |     | 71.0 |   |   |    | =                                            | % Utilisation de la capacité                     | 13. |
| 14. Raw material stocks                      | =         |   |   |     |     | 14   |    |   |   |     |     | 66   |   |   |    | =                                            | Stocks de matières premières                     | 14. |
|                                              | b         |   |   |     |     | +86  |    |   |   |     |     | +26  |   |   |    | s                                            |                                                  |     |

| Footwear and clothing industry |                                          |        | 2                           |           |           | Industrie des chaussures et de l'habillement |           |           |                     |           |           |                    |           |           |                     |           |           |       |                                                  |                                 |    |
|--------------------------------|------------------------------------------|--------|-----------------------------|-----------|-----------|----------------------------------------------|-----------|-----------|---------------------|-----------|-----------|--------------------|-----------|-----------|---------------------|-----------|-----------|-------|--------------------------------------------------|---------------------------------|----|
|                                |                                          |        | Series code<br>Codes séries |           |           |                                              |           |           |                     |           |           |                    |           |           |                     |           |           |       |                                                  |                                 |    |
|                                | MONTH →                                  |        | CE                          |           |           | D                                            |           |           | F                   |           |           | I                  |           |           | UK                  |           |           | 6.2 ← |                                                  |                                 |    |
|                                |                                          |        | N                           | D         | J         | N                                            | D         | J         | N                   | D         | J         | N                  | D         | J         | N                   | D         | J         | ←     | MOIS                                             |                                 |    |
| 1.                             | Production trend                         | =<br>b |                             |           | 72<br>-10 | 62<br>-18                                    | 66<br>-22 | 71<br>-21 | 69<br>-15           | 67<br>-3  | 76<br>+2  | 71<br>-15          | 74<br>-14 | 76<br>-20 |                     |           |           | 62    | =                                                | Tendance de la production       | 1. |
| 2.                             | Order books                              | =<br>b | 52<br>-28                   | 46<br>-32 | 47<br>-31 | 49<br>-45                                    | 43<br>-47 | 45<br>-49 | 54<br>-12           | 46<br>-10 | 48<br>+6  | 58<br>-14          | 50<br>-30 | 65<br>-31 | 49<br>-31           | 51<br>-29 | 36<br>-46 | =     | Carnet de commandes, total                       | 2.                              |    |
| 3.                             | Export order books                       | =<br>b | 48<br>-28                   | 53<br>-27 | 51<br>-29 | 55<br>-29                                    | 59<br>-25 | 57<br>-33 | 34<br>-34           | 44<br>-24 | 43<br>-13 | 55<br>-25          | 60<br>-16 | 62<br>-24 | 49<br>-9            | 57<br>-33 | 33<br>-39 | =     | Carnets de commandes étrangères                  | 3.                              |    |
| 4.                             | Stocks of finished products              | =<br>b | 68<br>+22                   | 66<br>+24 | 65<br>+23 | 53<br>+43                                    | 48<br>+48 | 46<br>+46 | 63<br>+19           | 64<br>+20 | 59<br>+23 | 85<br>+5           | 81<br>+5  | 84<br>+2  | 77<br>+11           | 77<br>+11 | 83<br>+11 | =     | Stocks de produits finis                         | 4.                              |    |
| 5.                             | Production expectations                  | =<br>b | 67<br>-3                    | 68<br>-4  | 67<br>-3  | 70<br>-18                                    | 71<br>-25 | 67<br>-25 | 71<br>+5            | 68<br>+14 | 59<br>+23 | 65<br>-7           | 69<br>-9  | 73<br>-5  | 58<br>+10           | 63<br>+15 | 73<br>+5  | =     | Perspectives d'évolution de la production        | 5.                              |    |
| 6.                             | Selling-price expectations               | =<br>b | 54<br>+42                   | 45<br>+53 | 45<br>+53 | 75<br>+19                                    | 73<br>+21 | 64<br>+30 | 45<br>+55           | 24<br>+76 | 32<br>+68 | 18<br>+80          | 11<br>+89 | 12<br>+82 | 66<br>+28           | 56<br>+44 | 55<br>+43 | =     | Perspectives d'évolution des prix de vente       | 6.                              |    |
| 7.                             | Employment expectations                  | =<br>b | 64<br>-26                   |           |           | 69<br>-25                                    |           |           | 69<br>-29           |           |           | 61<br>-35          |           |           | 51<br>-23           |           |           | =     | Perspectives d'évolution de l'emploi             | 7.                              |    |
| 8.                             | Limits to production                     |        | 31<br>65<br>5<br>5          |           |           | 65<br>30<br>4<br>3                           |           |           | 84<br>4<br>12       |           |           | 48<br>82<br>2<br>2 |           |           | 10<br>77<br>10<br>3 |           |           | =     | aucune demande pour l'équipement                 | Facteurs limitant la production | 8. |
| 9.                             | Adequacy of production capacity          | =<br>b |                             |           |           |                                              |           | 47<br>+47 |                     |           |           |                    |           | 70<br>+14 |                     |           | 61<br>+25 | =     | Suffisance de la capacité de production          | 9.                              |    |
| 10.                            | Duration in months of assured production | =      |                             |           |           |                                              |           | 2.6       |                     |           |           |                    |           | 3.7       |                     |           | 3.0       | =     | Durée de production assurée, en mois             | 10.                             |    |
| 11.                            | New orders                               | =<br>b |                             |           |           | 50<br>-38                                    | 64<br>-28 |           |                     |           |           |                    |           | 61<br>-27 |                     |           | 49<br>-3  | =     | Commandes nouvelles                              | 11.                             |    |
| 12.                            | Export orders' expectations              | =<br>b |                             |           |           | 73<br>+5                                     | 69<br>+7  |           |                     |           |           |                    |           | 65<br>+3  |                     |           | 50<br>+6  | =     | Perspectives d'évolution de commandes étrangères | 12.                             |    |
| 13.                            | % Capacity utilisation                   | =      |                             |           |           |                                              |           | 88.9      |                     |           |           |                    |           | 81.8      |                     |           |           | =     | Utilisation de la capacité                       | 13.                             |    |
| 14.                            | Raw material stocks                      | =<br>b |                             |           |           |                                              |           |           |                     |           |           |                    |           | 94<br>+2  |                     |           |           | =     | Stocks de matières premières                     | 14.                             |    |
|                                | MONTH →                                  |        | DK                          |           |           | IRL                                          |           |           | NL                  |           |           | B                  |           |           | L                   |           |           | ←     | MOIS                                             |                                 |    |
|                                |                                          |        | N                           | D         | J         | N                                            | D         | J         | N                   | D         | J         | N                  | D         | J         | N                   | D         | J         |       |                                                  |                                 |    |
| 1.                             | Production trend                         | =<br>b |                             |           |           | 69<br>-17                                    | 48<br>-8  | 66<br>-4  | 95<br>-3            | 80<br>-20 | 96<br>-4  | 68<br>-24          | 62<br>-26 | 70<br>-22 | 79<br>-21           | 98<br>-14 | 86<br>-14 | =     | Tendance de la production                        | 1.                              |    |
| 2.                             | Order books                              | =<br>b |                             |           |           | 51<br>-23                                    | 45<br>-21 | 57<br>-21 | 38<br>-60           | 30<br>-68 | 28<br>-72 | 57<br>-29          | 45<br>-53 | 44<br>-42 | 71<br>-29           | 65<br>-35 | 47<br>-53 | =     | Carnet de commandes, total                       | 2.                              |    |
| 3.                             | Export order books                       | =<br>b |                             |           |           | 79<br>-15                                    | 46<br>-34 | 77<br>-11 |                     |           |           | 37<br>-47          | 34<br>-64 | 36<br>-52 | 93<br>-7            | 88<br>-12 | 87<br>-13 | =     | Carnets de commandes étrangères                  | 3.                              |    |
| 4.                             | Stocks of finished products              | =<br>b |                             |           |           | 82<br>+1                                     | 85<br>+1  | 85<br>+11 | 61<br>+35           | 59<br>+41 | 42<br>+58 | 79<br>+19          | 80<br>+18 | 90<br>+16 | 23<br>+21           | 98<br>+16 | 98        | =     | Stocks de produits finis                         | 4.                              |    |
| 5.                             | Production expectations                  | =<br>b |                             |           |           | 77<br>-7                                     | 65<br>-21 | 62<br>-4  | 78<br>-14           | 78<br>-16 | 71<br>-23 | 65<br>-15          | 68<br>-26 | 60<br>-28 | 71<br>-29           | 65<br>-35 | 47<br>-53 | =     | Perspectives d'évolution de la production        | 5.                              |    |
| 6.                             | Selling-price expectations               | =<br>b |                             |           |           | 34<br>+14                                    | 65<br>+35 | 40<br>+60 |                     |           |           | 64<br>+36          | 66<br>+34 | 70<br>+22 | 32<br>-8            | 40<br>+14 | 45<br>+3  | =     | Perspectives d'évolution des prix de vente       | 6.                              |    |
| 7.                             | Employment expectations                  | =<br>b | 38<br>+14                   |           |           | 59<br>-29                                    |           |           | 57<br>-41           |           |           | 78<br>-12          |           |           | 98                  |           |           | =     | Perspectives d'évolution de l'emploi             | 7.                              |    |
| 8.                             | Limits to production                     |        | 80<br>9<br>1<br>9           |           |           | 34<br>80<br>8<br>3                           |           |           | 42<br>34<br>3<br>17 |           |           | 91<br>3            |           |           | 52<br>48            |           |           | =     | aucune demande pour l'équipement                 | Facteurs limitant la production | 8. |
| 9.                             | Adequacy of production capacity          | =<br>b |                             |           |           |                                              |           | 86<br>+14 |                     |           | 59<br>+37 |                    |           | 52<br>+46 |                     |           | 47<br>+53 | =     | Suffisance de la capacité de production          | 9.                              |    |
| 10.                            | Duration in months of assured production | =      |                             |           |           |                                              |           | 3.1       |                     |           | 2.5       |                    |           | 1.9       |                     |           | 1.7       | =     | Durée de production assurée, en mois             | 10.                             |    |
| 11.                            | New orders                               | =<br>b |                             |           |           | 71<br>-15                                    |           |           | 53<br>-45           |           |           | 38<br>-22          |           |           | 21<br>-27           |           |           | =     | Commandes nouvelles                              | 11.                             |    |
| 12.                            | Export orders' expectations              | =<br>b |                             |           |           | 42<br>-48                                    |           |           | 78<br>+10           |           |           |                    |           |           | 13<br>+61           |           |           | =     | Perspectives d'évolution de commandes étrangères | 12.                             |    |
| 13.                            | % Capacity utilisation                   | =      |                             |           |           |                                              |           | 81.3      |                     |           | 82.0      |                    |           | 73.0      |                     |           | 76.0      | =     | Utilisation de la capacité                       | 13.                             |    |
| 14.                            | Raw material stocks                      | =<br>b |                             |           |           | 79<br>+17                                    |           |           | 86<br>+10           |           |           |                    |           | 95<br>+5  |                     |           | 98        | =     | Stocks de matières premières                     | 14.                             |    |





Clothing


2<sup>D</sup>

Habillement

| MONTH                                        | CE  |     |     | D   |     |     | F    |     |     | I   |     |     | UK   |     |     | 8.28 ←                    | Series code<br>Codes séries |                                                                          |                                      |     |
|----------------------------------------------|-----|-----|-----|-----|-----|-----|------|-----|-----|-----|-----|-----|------|-----|-----|---------------------------|-----------------------------|--------------------------------------------------------------------------|--------------------------------------|-----|
|                                              | N   | D   | J   | N   | D   | J   | N    | D   | J   | N   | D   | J   | N    | D   | J   |                           |                             | ← MOIS                                                                   |                                      |     |
| 1. Production trend                          | =   |     | 72  | 63  | 62  | 69  | 63   | 70  | 78  | 76  | 81  | 80  |      | 64  | =   | Tendance de la production | 1.                          |                                                                          |                                      |     |
|                                              | b   |     | -14 | -25 | -28 | -21 | -17  | -12 | -2  | -6  | -9  | -20 |      | -6  | s   |                           |                             |                                                                          |                                      |     |
| 2. Order books                               | =   | 52  | 46  | 46  | 49  | 40  | 41   | 53  | 48  | 48  | 58  | 50  | 64   | 51  | 53  | 37                        | =                           | Carnet de commandes, total                                               | 2.                                   |     |
|                                              | b   | -28 | -34 | -34 | -45 | -48 | -53  | -15 | -8  | +2  | -12 | -34 | -36  | -29 | -33 | -45                       | s                           |                                                                          |                                      |     |
| 3. Export order books                        | =   | 47  | 52  | 49  | 55  | 59  | 57   | 36  | 47  | 50  | 51  | 56  | 54   | 56  | 70  | 40                        | =                           | Carnets de commandes étrangères                                          | 3.                                   |     |
|                                              | b   | -31 | -36 | -37 | -27 | -23 | -35  | -44 | -33 | -24 | -33 | -34 | -44  | +6  | -30 | -36                       | s                           |                                                                          |                                      |     |
| 4. Stocks of finished products               | =   | 67  | 67  | 63  | 55  | 49  | 45   | 62  | 63  | 53  | 84  | 89  | 81   | 77  | 80  | 85                        | =                           | Stocks de produits finis                                                 | 4.                                   |     |
|                                              | b   | +25 | +27 | +29 | +41 | +47 | +45  | +30 | +31 | +37 |     | +3  | -1   | +13 | +12 | +13                       | s                           |                                                                          |                                      |     |
| 5. Production expectations                   | =   | 68  | 68  | 64  | 67  | 67  | 62   | 73  | 66  | 58  | 72  | 80  | 73   | 59  | 64  | 71                        | =                           | Perspectives d'évolution de la production                                | 5.                                   |     |
|                                              | b   | -6  | -4  | -4  | -21 | -29 | -30  | +5  | +16 | +22 | -8  | -4  | -5   | +11 | +14 | +9                        | s                           |                                                                          |                                      |     |
| 6. Selling-price expectations                | =   | 55  | 42  | 43  | 74  | 71  | 62   | 47  | 16  | 26  | 14  | 10  | 8    | 68  | 51  | 56                        | =                           | Perspectives d'évolution des prix de vente                               | 6.                                   |     |
|                                              | b   | +41 | +54 | +51 | +18 | +21 | +30  | +53 | +84 | +74 | +84 | +90 | +84  | +26 | +49 | +42                       | s                           |                                                                          |                                      |     |
| 7. Employment expectations                   | =   | 62  |     |     | 69  |     |      | 64  |     |     | 48  |     |      | 53  |     |                           | =                           | Perspectives d'évolution de l'emploi                                     | 7.                                   |     |
|                                              | b   | -30 |     |     | -25 |     |      | -34 |     |     | -48 |     |      | -21 |     |                           | s                           |                                                                          |                                      |     |
| 8. Limits to production                      |     | 31  |     |     | 66  |     |      | 80  |     |     | 44  |     |      | 12  |     |                           |                             | aucune demande main d'œuvre équipement } Facteurs limitant la production | 8.                                   |     |
| to demand                                    | --- | 64  |     |     | 29  |     |      | 5   |     | 36  |     |     | 74   |     |     |                           |                             |                                                                          |                                      |     |
| labour                                       | --- | 6   |     |     | 4   |     |      | 15  |     | 2   |     |     | 12   |     |     |                           |                             |                                                                          |                                      |     |
| equipment                                    | --- | 6   |     |     | 4   |     |      |     |     | 3   |     |     | 2    |     |     |                           |                             |                                                                          |                                      |     |
| 9. Adequacy of production capacity           | =   |     |     |     |     |     | 45   |     |     |     |     | 71  |      | 69  |     |                           | =                           | Suffisance de la capacité de production                                  | 9.                                   |     |
|                                              | b   |     |     |     |     |     | +49  |     |     |     |     | +15 |      | +19 |     |                           | s                           |                                                                          |                                      |     |
| 10. Duration in months of assured production |     |     |     |     |     |     | 2.6  |     |     |     |     | 4.1 |      | 3.0 |     |                           |                             |                                                                          | Durée de production assurée, en mois | 10. |
| 11. New orders                               | =   |     |     |     | 50  | 60  |      |     |     |     |     |     | 56   |     |     |                           | =                           | Commandes nouvelles                                                      | 11.                                  |     |
|                                              | b   |     |     |     | -38 | -32 |      |     |     |     |     |     | -30  |     |     |                           | s                           |                                                                          |                                      |     |
| 12. Export orders' expectations              | =   |     |     |     | 74  | 72  |      |     |     |     |     |     | 65   |     |     |                           | =                           | Perspectives d'évolution de commandes étrangères                         | 12.                                  |     |
|                                              | b   |     |     |     |     |     |      |     |     |     |     |     | +7   |     |     |                           | s                           |                                                                          |                                      |     |
| 13. % Capacity utilisation                   |     |     |     |     |     |     | 88.2 |     |     |     |     |     | 81.0 |     |     |                           |                             | %                                                                        | Utilisation de la capacité           | 13. |
| 14. Raw material stocks                      | =   |     |     |     |     |     |      |     |     |     |     |     | 93   |     |     |                           | =                           | Stocks de matières premières                                             | 14.                                  |     |
|                                              | b   |     |     |     |     |     |      |     |     |     |     |     | +1   |     |     |                           | s                           |                                                                          |                                      |     |

| MONTH                                        | DK  |   |   | IRL |     |      | NL |   |   | B   |     |      | L   |      |     | ← MOIS |                                                                          |                                      |     |
|----------------------------------------------|-----|---|---|-----|-----|------|----|---|---|-----|-----|------|-----|------|-----|--------|--------------------------------------------------------------------------|--------------------------------------|-----|
|                                              | N   | D | J | N   | D   | J    | N  | D | J | N   | D   | J    | N   | D    | J   |        |                                                                          |                                      |     |
| 1. Production trend                          | =   |   |   | 69  | 46  | 65   |    |   |   | 62  | 61  | 71   | 74  | 98   | 98  | =      | Tendance de la production                                                | 1.                                   |     |
|                                              | b   |   |   | -19 | -2  | +3   |    |   |   | -30 | -23 | -19  | -26 |      |     | s      |                                                                          |                                      |     |
| 2. Order books                               | =   |   |   | 63  | 42  | 68   |    |   |   | 57  | 43  | 42   | 74  | 67   | 61  | =      | Carnet de commandes, total                                               | 2.                                   |     |
|                                              | b   |   |   | -5  | -14 | -4   |    |   |   | -27 | -57 | -44  | -26 | -33  | -39 | s      |                                                                          |                                      |     |
| 3. Export order books                        | =   |   |   | 91  | 59  | 88   |    |   |   | 36  | 33  | 34   | 95  | 92   | 91  | =      | Carnets de commandes étrangères                                          | 3.                                   |     |
|                                              | b   |   |   | -5  | -35 | -6   |    |   |   | -46 | -65 | -52  | -5  | -8   | -9  | s      |                                                                          |                                      |     |
| 4. Stocks of finished products               | =   |   |   | 92  | 90  | 86   |    |   |   | 75  | 76  | 77   |     | 98   | 98  | =      | Stocks de produits finis                                                 | 4.                                   |     |
|                                              | b   |   |   | +4  | +2  | +14  |    |   |   | +23 | +22 | +19  | +28 |      |     | s      |                                                                          |                                      |     |
| 5. Production expectations                   | =   |   |   | 79  | 64  | 75   |    |   |   | 69  | 70  | 57   | 74  | 67   | 61  | =      | Perspectives d'évolution de la production                                | 5.                                   |     |
|                                              | b   |   |   | -7  | -26 | +7   |    |   |   | -11 | -24 | -29  | -26 | -33  | -39 | s      |                                                                          |                                      |     |
| 6. Selling-price expectations                | =   |   |   | 22  | 76  | 36   |    |   |   | 58  | 62  | 67   | 18  | 24   | 27  | =      | Perspectives d'évolution des prix de vente                               | 6.                                   |     |
|                                              | b   |   |   | +12 | +24 | +64  |    |   |   | +42 | +38 | +23  | -10 | +18  | +5  | s      |                                                                          |                                      |     |
| 7. Employment expectations                   | =   |   |   | 63  |     |      |    |   |   | 79  |     |      | 98  |      |     | =      | Perspectives d'évolution de l'emploi                                     | 7.                                   |     |
|                                              | b   |   |   | -29 |     |      |    |   |   | -9  |     |      |     |      |     | s      |                                                                          |                                      |     |
| 8. Limits to production                      |     |   |   | 23  |     |      |    |   |   | 1   |     |      | 67  |      |     |        | aucune demande main d'œuvre équipement } Facteurs limitant la production | 8.                                   |     |
| to demand                                    | --- |   |   | 90  |     |      |    |   |   | 94  |     |      | 33  |      |     |        |                                                                          |                                      |     |
| labour                                       | --- |   |   | 6   |     |      |    |   |   | 4   |     |      |     |      |     |        |                                                                          |                                      |     |
| equipment                                    | --- |   |   |     |     |      |    |   |   |     |     |      |     |      |     |        |                                                                          |                                      |     |
| 9. Adequacy of production capacity           | =   |   |   |     |     | 95   |    |   |   |     |     | 57   |     | 61   |     | =      | Suffisance de la capacité de production                                  | 9.                                   |     |
|                                              | b   |   |   |     |     | +5   |    |   |   |     |     | +39  |     | +39  |     | s      |                                                                          |                                      |     |
| 10. Duration in months of assured production |     |   |   |     |     | 3.6  |    |   |   |     |     | 2.0  |     | 1.9  |     |        |                                                                          | Durée de production assurée, en mois | 10. |
| 11. New orders                               | =   |   |   |     |     | 75   |    |   |   |     |     | 33   |     | 27   |     | =      | Commandes nouvelles                                                      | 11.                                  |     |
|                                              | b   |   |   |     |     | -7   |    |   |   |     |     | -21  |     | -5   |     | s      |                                                                          |                                      |     |
| 12. Export orders' expectations              | =   |   |   |     |     | 52   |    |   |   |     |     |      |     | 14   |     | =      | Perspectives d'évolution de commandes étrangères                         | 12.                                  |     |
|                                              | b   |   |   |     |     | -44  |    |   |   |     |     |      |     | +68  |     | s      |                                                                          |                                      |     |
| 13. % Capacity utilisation                   |     |   |   |     |     | 82.5 |    |   |   |     |     | 76.0 |     | 77.0 |     | %      | Utilisation de la capacité                                               | 13.                                  |     |
| 14. Raw material stocks                      | =   |   |   |     |     | 81   |    |   |   |     |     | 94   |     | 98   |     | =      | Stocks de matières premières                                             | 14.                                  |     |
|                                              | b   |   |   |     |     | +19  |    |   |   |     |     | +6   |     |      |     | s      |                                                                          |                                      |     |



Timber and wooden furniture industries

Industrie du bois et du meuble en bois

| MONTH →                                      | CE        |      |     | D   |      |     | F   |     |     | I   |     |      | UK 10.3 |     |     | Series code<br>Codes series |                           |                                                  |                                 |
|----------------------------------------------|-----------|------|-----|-----|------|-----|-----|-----|-----|-----|-----|------|---------|-----|-----|-----------------------------|---------------------------|--------------------------------------------------|---------------------------------|
|                                              | N         | D    | J   | N   | D    | J   | N   | D   | J   | N   | D   | J    | N       | D   | J   |                             | ← MOIS                    |                                                  |                                 |
| 1. Production trend                          | =         |      | 53  | 63  | 58   | 49  | 61  | 54  | 45  | 54  | 61  | 45   |         |     | 54  | =                           | Tendance de la production | 1.                                               |                                 |
|                                              | b         |      | -25 | -27 | -28  | -43 | -1  | +6  | -5  | -38 | -23 | -37  |         |     | -14 | s                           |                           |                                                  |                                 |
| 2. Order books                               | =         | 29   | 27  | 24  | 20   | 21  | 15  | 38  | 28  | 33  | 31  | 27   | 30      | 28  | 31  | 22                          | =                         | Carnet de commandes, total                       | 2.                              |
|                                              | b         | -63  | -63 | -68 | -78  | -77 | -81 | -46 | -50 | -51 | -61 | -59  | -56     | -72 | -69 | -78                         | s                         |                                                  |                                 |
| 3. Export order books                        | =         | 36   | 34  | 32  | 34   | 37  | 34  | 43  | 23  | 29  | 29  | 18   | 33      | 57  | 5   | 7                           | =                         | Carnets de commandes étrangères                  | 3.                              |
|                                              | b         | -52  | -58 | -56 | -62  | -63 | -64 | -53 | -73 | -65 | -61 | -54  | -45     | -43 | -91 | -93                         | s                         |                                                  |                                 |
| 4. Stocks of finished products               | =         | 59   | 63  | 62  | 59   | 59  | 60  | 59  | 60  | 53  | 47  | 57   | 59      | 63  | 78  | 78                          | =                         | Stocks de produits finis                         | 4.                              |
|                                              | b         | +31  | +29 | +32 | +41  | +39 | +40 | +21 | +30 | +33 | +19 | +17  | +29     | +37 | +22 | +22                         | s                         |                                                  |                                 |
| 5. Production expectations                   | =         | 62   | 60  | 64  | 58   | 54  | 60  | 66  | 59  | 69  | 65  | 66   | 51      | 66  | 67  | 78                          | =                         | Perspectives d'évolution de la production        | 5.                              |
|                                              | b         | -24  | -22 | -16 | -38  | -32 | -28 | -18 | -21 | -1  | -23 | -24  | -27     | -4  | -1  | -2                          | s                         |                                                  |                                 |
| 6. Selling-price expectations                | =         | 56   | 49  | 50  | 61   | 57  | 52  | 43  | 30  | 47  | 45  | 35   | 40      | 68  | 65  | 55                          | =                         | Perspectives d'évolution des prix de vente       | 6.                              |
|                                              | b         | +30  | +29 | +38 | +11  | +7  | +24 | +53 | +50 | +49 | +55 | +63  | +54     | +26 | +27 | +39                         | s                         |                                                  |                                 |
| 7. Employment expectations                   | =         | 66   |     |     | 72   |     |     | 64  |     |     | 54  |      |         | 63  |     |                             | =                         | Perspectives d'évolution de l'emploi             | 7.                              |
|                                              | b         | -26  |     |     | -26  |     |     | -32 |     |     | -40 |      |         | -13 |     |                             | s                         |                                                  |                                 |
| 8. Limits to production                      |           | none | 24  |     | 43   |     |     |     |     | 19  |     |      |         | 6   |     |                             |                           | aucune                                           | Facteurs limitant la production |
|                                              | demand    | 73   |     | 56  |      |     | 90  |     | 89  |     |     |      | 91      |     |     |                             | demande                   |                                                  |                                 |
|                                              | labour    | 1    |     |     |      |     | 1   |     | 3   |     |     |      | 3       |     |     |                             | main d'œuvre              |                                                  |                                 |
|                                              | equipment | 3    |     | 1   |      |     | 9   |     | 4   |     |     |      |         |     |     |                             | équipement                |                                                  |                                 |
| 9. Adequacy of production capacity           | =         |      |     |     |      |     | 45  |     |     |     |     | 32   |         | 25  |     |                             | =                         | Suffisance de la capacité de production          | 9.                              |
|                                              | b         |      |     |     |      |     | +53 |     |     |     |     | +54  |         | +69 |     |                             | s                         |                                                  |                                 |
| 10. Duration in months of assured production |           |      |     |     |      |     | .8  |     |     |     |     | 1.7  |         | 2.0 |     |                             |                           | Durée de production assurée, en mois             | 10.                             |
| 11. New orders                               | =         |      |     |     | 41   | 36  |     |     |     |     |     | 51   |         | 43  |     |                             | =                         | Commandes nouvelles                              | 11.                             |
|                                              | b         |      |     |     | -41  | -52 |     |     |     |     |     | -19  |         | -5  |     |                             | s                         |                                                  |                                 |
| 12. Export orders' expectations              | =         |      |     |     | 71   | 71  |     |     |     |     |     | 56   |         | 88  |     |                             | =                         | Perspectives d'évolution de commandes étrangères | 12.                             |
|                                              | b         |      |     |     | +1   | +3  |     |     |     |     |     | +10  |         | +12 |     |                             | s                         |                                                  |                                 |
| 13. % Capacity utilisation                   |           |      |     |     | 75.7 |     |     |     |     |     |     | 67.6 |         |     |     |                             |                           | % Utilisation de la capacité                     | 13.                             |
| 14. Raw material stocks                      | =         |      |     |     |      |     |     |     |     |     |     | 70   |         |     |     |                             | =                         | Stocks de matières premières                     | 14.                             |
|                                              | b         |      |     |     |      |     |     |     |     |     |     | +12  |         |     |     |                             | s                         |                                                  |                                 |

| MONTH →                                      | DK        |      |    | IRL |      |     | NL  |     |      | B   |     |      | L |   |   | ← MOIS |                                                  |                                 |
|----------------------------------------------|-----------|------|----|-----|------|-----|-----|-----|------|-----|-----|------|---|---|---|--------|--------------------------------------------------|---------------------------------|
|                                              | N         | D    | J  | N   | D    | J   | N   | D   | J    | N   | D   | J    | N | D | J |        |                                                  |                                 |
| 1. Production trend                          | =         |      |    | 98  | 32   | 68  | 74  | 78  | 79   | 81  | 82  | 69   |   |   |   | =      | Tendance de la production                        | 1.                              |
|                                              | b         |      |    |     |      | -32 | -12 | -4  | -9   | -17 | -10 | -21  |   |   |   | s      |                                                  |                                 |
| 2. Order books                               | =         |      |    | 77  | 98   | 98  | 42  | 37  | 41   | 36  | 37  | 28   |   |   |   | =      | Carnet de commandes, total                       | 2.                              |
|                                              | b         |      |    | +23 |      |     | -56 | -57 | -55  | -32 | -29 | -42  |   |   |   | s      |                                                  |                                 |
| 3. Export order books                        | =         |      |    | 86  | 52   | 62  |     |     |      | 35  | 57  | 32   |   |   |   | =      | Carnets de commandes étrangères                  | 3.                              |
|                                              | b         |      |    | -14 | -48  | -38 |     |     |      | -21 | -31 | -38  |   |   |   | s      |                                                  |                                 |
| 4. Stocks of finished products               | =         |      |    | 98  | 66   | 66  | 76  | 78  | 79   | 61  | 56  | 54   |   |   |   | =      | Stocks de produits finis                         | 4.                              |
|                                              | b         |      |    |     | -34  | -34 | +22 | +22 | +19  | +27 | +26 | +22  |   |   |   | s      |                                                  |                                 |
| 5. Production expectations                   | =         |      |    | 98  | 66   | 98  | 61  | 65  | 64   | 42  | 59  | 37   |   |   |   | =      | Perspectives d'évolution de la production        | 5.                              |
|                                              | b         |      |    |     | +34  |     | -31 | -21 | -24  | -38 | -33 | -45  |   |   |   | s      |                                                  |                                 |
| 6. Selling-price expectations                | =         |      |    | 32  | 1    | 1   |     |     |      | 64  | 56  | 57   |   |   |   | =      | Perspectives d'évolution des prix de vente       | 6.                              |
|                                              | b         |      |    | +68 | +97  | +97 |     |     |      | +14 | +20 | +41  |   |   |   | s      |                                                  |                                 |
| 7. Employment expectations                   | =         | 50   |    |     | 98   |     |     |     | 74   |     |     | 76   |   |   |   | =      | Perspectives d'évolution de l'emploi             | 7.                              |
|                                              | b         | -40  |    |     |      |     |     | -14 |      |     | -22 |      |   |   |   | s      |                                                  |                                 |
| 8. Limits to production                      |           | none | 52 |     |      |     |     |     | 73   |     |     | 22   |   |   |   |        | aucune                                           | Facteurs limitant la production |
|                                              | demand    | 47   |    |     |      |     |     | 20  |      |     | 61  |      |   |   |   |        | demande                                          |                                 |
|                                              | labour    |      |    |     |      |     |     | 1   |      |     | 2   |      |   |   |   |        | main d'œuvre                                     |                                 |
|                                              | equipment | 2    |    |     |      |     |     | 1   |      |     | 6   |      |   |   |   |        | équipement                                       |                                 |
| 9. Adequacy of production capacity           | =         |      |    |     |      |     | 98  |     |      | 64  |     | 51   |   |   |   | =      | Suffisance de la capacité de production          | 9.                              |
|                                              | b         |      |    |     |      |     |     |     |      | +30 |     | +11  |   |   |   | s      |                                                  |                                 |
| 10. Duration in months of assured production |           |      |    |     |      |     | .8  |     |      |     |     | 1.3  |   |   |   |        | Durée de production assurée, en mois             | 10.                             |
| 11. New orders                               | =         |      |    |     | 68   | 49  |     |     |      |     |     | 43   |   |   |   | =      | Commandes nouvelles                              | 11.                             |
|                                              | b         |      |    |     | -32  | -32 |     |     |      |     |     | -49  |   |   |   | s      |                                                  |                                 |
| 12. Export orders' expectations              | =         |      |    |     | 52   | 78  |     |     |      |     |     | 78   |   |   |   | =      | Perspectives d'évolution de commandes étrangères | 12.                             |
|                                              | b         |      |    |     | -48  |     |     |     |      |     |     | +12  |   |   |   | s      |                                                  |                                 |
| 13. % Capacity utilisation                   |           |      |    |     | 80.2 |     |     |     | 79.0 |     |     | 82.0 |   |   |   |        | % Utilisation de la capacité                     | 13.                             |
| 14. Raw material stocks                      | =         |      |    |     | 98   |     |     |     | 84   |     |     | 70   |   |   |   | =      | Stocks de matières premières                     | 14.                             |
|                                              | b         |      |    |     |      |     |     |     | +12  |     |     | +4   |   |   |   | s      |                                                  |                                 |

Wood

3<sup>a</sup>

Bois

| MONTH                                        | CE        |     |     | D   |      |     | F   |     |     | I   |     |     | UK   |     |     | Series code<br>Codes séries |                                                                                 |     |
|----------------------------------------------|-----------|-----|-----|-----|------|-----|-----|-----|-----|-----|-----|-----|------|-----|-----|-----------------------------|---------------------------------------------------------------------------------|-----|
|                                              | N         | D   | J   | N   | D    | J   | N   | D   | J   | N   | D   | J   | N    | D   | J   |                             | ← MOIS                                                                          |     |
| 1. Production trend                          | =         |     | 54  | 61  | 53   | 45  | 66  | 64  | 47  | 50  | 46  | 35  |      |     | 75  | = Tendance de la production | 1.                                                                              |     |
|                                              | b         |     | -40 | -33 | -41  | -51 | -22 | -24 | -39 | -44 | -50 | -55 |      |     | -25 | s                           |                                                                                 |     |
| 2. Order books                               | =         | 25  | 24  | 20  | 25   | 25  | 21  | 22  | 16  | 14  | 35  | 33  | 38   | 14  | 20  | 10                          | = Carnet de commandes, total                                                    | 2.  |
|                                              | b         | -71 | -74 | -76 | -73  | -73 | -77 | -72 | -80 | -78 | -59 | -67 | -60  | -86 | -80 | -90                         | s                                                                               |     |
| 3. Export order books                        | =         | 43  | 32  | 34  | 44   | 46  | 45  | 33  | 11  | 13  | 54  | 36  | 42   | 60  | 5   | 3                           | = Carnets de commandes étrangères                                               | 3.  |
|                                              | b         | -51 | -62 | -62 | -50  | -52 | -53 | -65 | -85 | -79 | -44 | -60 | -50  | -40 | -91 | -97                         | s                                                                               |     |
| 4. Stocks of finished products               | =         | 53  | 58  | 52  | 46   | 48  | 44  | 53  | 47  | 36  | 54  | 64  | 53   | 53  | 77  | 76                          | = Stocks de produits finis                                                      | 4.  |
|                                              | b         | +45 | +38 | +44 | +52  | +50 | +54 | +43 | +49 | +60 | +40 | +28 | +37  | +47 | +23 | +24                         | s                                                                               |     |
| 5. Production expectations                   | =         | 55  | 54  | 65  | 50   | 42  | 58  | 53  | 49  | 65  | 53  | 57  | 61   | 71  | 76  | 80                          | = Perspectives d'évolution de la production                                     | 5.  |
|                                              | b         | -37 | -36 | -19 | -48  | -56 | -34 | -33 | -43 | -11 | -31 | -35 | -17  | -19 | -2  |                             | s                                                                               |     |
| 6. Selling-price expectations                | =         | 62  | 47  | 56  | 69   | 56  | 59  | 41  | 24  | 43  | 51  | 55  | 45   | 85  | 60  | 70                          | = Perspectives d'évolution des prix de vente                                    | 6.  |
|                                              | b         | +14 | +17 | +26 | -17  | -12 | +1  | +53 | +42 | +51 | +49 | +41 | +53  | +5  | +28 | +20                         | s                                                                               |     |
| 7. Employment expectations                   | =         | 64  |     |     | 74   |     |     | 58  |     |     | 61  |     |      | 53  |     |                             | = Perspectives d'évolution de l'emploi                                          | 7.  |
|                                              | b         | -28 |     |     | -26  |     |     | -42 |     |     | -27 |     |      | -21 |     |                             | s                                                                               |     |
| 8. Limits to production                      | none      | 23  |     |     | 46   |     |     |     |     |     | 25  |     |      | 5   |     |                             | aucune demande de main d'œuvre à l'équipement } Facteurs limitant la production | 8.  |
|                                              | demand    | 74  |     |     | 52   |     |     | 94  |     |     | 85  |     |      | 91  |     |                             |                                                                                 |     |
|                                              | labour    | 2   |     |     | 1    |     |     | 1   |     |     | 5   |     |      | 5   |     |                             |                                                                                 |     |
|                                              | equipment | 2   |     |     | 1    |     |     | 5   |     |     | 6   |     |      | 5   |     |                             |                                                                                 |     |
| 9. Adequacy of production capacity           | =         |     |     |     |      |     | 41  |     |     |     |     |     | 43   |     |     | 16                          | = Suffisance de la capacité de production                                       | 9.  |
|                                              | b         |     |     |     |      |     | +57 |     |     |     |     |     | +51  |     |     | +74                         | s                                                                               |     |
| 10. Duration in months of assured production |           |     |     |     |      |     | .8  |     |     |     |     |     | 2.1  |     |     | 1.0                         | = Durée de production assurée, en mois                                          | 10. |
| 11. New orders                               | =         |     |     |     | 39   | 40  |     |     |     |     |     |     | 39   |     |     | 58                          | = Commandes nouvelles                                                           | 11. |
|                                              | b         |     |     |     | -47  | -44 |     |     |     |     |     |     | -35  |     |     | -8                          | s                                                                               |     |
| 12. Export orders' expectations              | =         |     |     |     | 74   | 77  |     |     |     |     |     |     | 73   |     |     | 88                          | = Perspectives d'évolution de commandes étrangères                              | 12. |
|                                              | b         |     |     |     | -2   | +1  |     |     |     |     |     |     | -13  |     |     | +12                         | s                                                                               |     |
| 13. % Capacity utilisation                   |           |     |     |     | 73.5 |     |     |     |     |     |     |     | 68.5 |     |     |                             | = % Utilisation de la capacité                                                  | 13. |
| 14. Raw material stocks                      | =         |     |     |     |      |     |     |     |     |     |     |     | 79   |     |     |                             | = Stocks de matières premières                                                  | 14. |
|                                              | b         |     |     |     |      |     |     |     |     |     |     |     | +3   |     |     |                             | s                                                                               |     |

| MONTH                                        | DK        |   |   | IRL |      |     | NL  |      |     | B    |     |     | L |   |   | ← MOIS                                                                          |     |
|----------------------------------------------|-----------|---|---|-----|------|-----|-----|------|-----|------|-----|-----|---|---|---|---------------------------------------------------------------------------------|-----|
|                                              | N         | D | J | N   | D    | J   | N   | D    | J   | N    | D   | J   | N | D | J |                                                                                 |     |
| 1. Production trend                          | =         |   |   | 98  |      | 98  | 81  | 85   | 81  | 79   | 85  | 73  |   |   |   | = Tendance de la production                                                     | 1.  |
|                                              | b         |   |   |     |      |     | -9  | +3   | -11 | -19  | -15 | -27 |   |   |   | s                                                                               |     |
| 2. Order books                               | =         |   |   | 67  | 98   | 98  | 47  | 46   | 49  | 57   | 45  | 43  |   |   |   | = Carnet de commandes, total                                                    | 2.  |
|                                              | b         |   |   | +33 |      |     | -49 | -46  | -47 | -31  | -47 | -57 |   |   |   | s                                                                               |     |
| 3. Export order books                        | =         |   |   | 77  | 22   | 98  |     |      |     | 46   | 61  | 66  |   |   |   | = Carnets de commandes étrangères                                               | 3.  |
|                                              | b         |   |   | -23 | -78  |     |     |      |     | -14  | -11 | -34 |   |   |   | s                                                                               |     |
| 4. Stocks of finished products               | =         |   |   | 98  | 50   | 50  | 88  | 90   | 95  | 68   | 58  | 41  |   |   |   | = Stocks de produits finis                                                      | 4.  |
|                                              | b         |   |   | -50 | -50  |     | +8  | +10  | +3  | +26  | +16 | +41 |   |   |   | s                                                                               |     |
| 5. Production expectations                   | =         |   |   | 98  | 50   | 98  | 56  | 61   | 70  | 26   | 40  | 31  |   |   |   | = Perspectives d'évolution de la production                                     | 5.  |
|                                              | b         |   |   | +50 |      |     | -38 | -27  | -22 | -74  | -60 | -53 |   |   |   | s                                                                               |     |
| 6. Selling-price expectations                | =         |   |   | 1   | 1    | 1   |     |      |     | 39   | 45  | 61  |   |   |   | = Perspectives d'évolution des prix de vente                                    | 6.  |
|                                              | b         |   |   | +97 | +97  | +97 |     |      |     | -3   | -11 | +39 |   |   |   | s                                                                               |     |
| 7. Employment expectations                   | =         |   |   | 98  |      |     | 74  |      |     | 85   |     |     |   |   |   | = Perspectives d'évolution de l'emploi                                          | 7.  |
|                                              | b         |   |   |     |      |     | -6  |      |     | -15  |     |     |   |   |   | s                                                                               |     |
| 8. Limits to production                      | none      |   |   |     |      |     | 77  |      |     | 32   |     |     |   |   |   | aucune demande de main d'œuvre à l'équipement } Facteurs limitant la production | 8.  |
|                                              | demand    |   |   |     |      |     | 19  |      |     | 58   |     |     |   |   |   |                                                                                 |     |
|                                              | labour    |   |   |     |      |     | 2   |      |     |      |     |     |   |   |   |                                                                                 |     |
|                                              | equipment |   |   |     |      |     | 1   |      |     |      |     |     |   |   |   |                                                                                 |     |
| 9. Adequacy of production capacity           | =         |   |   |     |      | 98  |     |      | 72  |      | 69  |     |   |   |   | = Suffisance de la capacité de production                                       | 9.  |
|                                              | b         |   |   |     |      |     |     |      | +18 |      | +25 |     |   |   |   | s                                                                               |     |
| 10. Duration in months of assured production |           |   |   |     |      | .8  |     |      | 2.9 |      | 1.1 |     |   |   |   | = Durée de production assurée, en mois                                          | 10. |
| 11. New orders                               | =         |   |   |     |      | 98  |     |      | 57  |      | 38  |     |   |   |   | = Commandes nouvelles                                                           | 11. |
|                                              | b         |   |   |     |      |     |     |      | -17 |      | -60 |     |   |   |   | s                                                                               |     |
| 12. Export orders' expectations              | =         |   |   |     |      | 22  |     |      | 98  |      |     |     |   |   |   | = Perspectives d'évolution de commandes étrangères                              | 12. |
|                                              | b         |   |   |     |      | -78 |     |      |     |      |     |     |   |   |   | s                                                                               |     |
| 13. % Capacity utilisation                   |           |   |   |     | 85.0 |     |     | 80.0 |     | 79.0 |     |     |   |   |   | = % Utilisation de la capacité                                                  | 13. |
| 14. Raw material stocks                      | =         |   |   |     |      | 98  |     |      | 94  |      | 81  |     |   |   |   | = Stocks de matières premières                                                  | 14. |
|                                              | b         |   |   |     |      |     |     |      | +2  |      | -13 |     |   |   |   | s                                                                               |     |

Wooden furniture


3<sup>b</sup>

Meuble en bois

| MONTH                                        | CE        |     |     | D   |      |     | F   |     |     | I   |     |      | UK  |     |     | Series code<br>Codes séries |                                                                          |     |
|----------------------------------------------|-----------|-----|-----|-----|------|-----|-----|-----|-----|-----|-----|------|-----|-----|-----|-----------------------------|--------------------------------------------------------------------------|-----|
|                                              | N         | D   | J   | N   | D    | J   | N   | D   | J   | N   | D   | J    | N   | D   | J   |                             | ← MOIS                                                                   |     |
| 1. Production trend                          | =         |     | 53  | 65  | 62   | 58  | 55  | 40  | 42  | 57  | 70  | 51   |     |     | 44  | = Tendance de la production | 1.                                                                       |     |
|                                              | b         |     | -7  | -17 | -12  | -32 | +23 | +44 | +40 | -35 | -8  | -25  |     |     | +6  | s                           |                                                                          |     |
| 2. Order books                               | =         | 34  | 31  | 29  | 18   | 21  | 13  | 59  | 44  | 58  | 28  | 23   | 25  | 50  | 50  | 40                          | = Carnet de commandes, total                                             | 2.  |
|                                              | b         | -56 | -55 | -59 | -82  | -79 | -83 | -13 | -12 | -16 | -64 | -53  | -55 | -50 | -50 | -60                         | s                                                                        |     |
| 3. Export order books                        | =         | 30  | 32  | 28  | 31   | 31  | 26  | 62  | 46  | 61  | 18  | 11   | 29  | 6   | 1   | 72                          | = Carnets de commandes étrangères                                        | 3.  |
|                                              | b         | -56 | -58 | -52 | -69  | -69 | -70 | -32 | -48 | -37 | -70 | -61  | -43 | -94 | -97 | -20                         | s                                                                        |     |
| 4. Stocks of finished products               | =         | 69  | 72  | 75  | 77   | 77  | 80  | 67  | 76  | 74  | 42  | 53   | 64  | 77  | 80  | 81                          | = Stocks de produits finis                                               | 4.  |
|                                              | b         | +17 | +18 | +17 | +23  | +23 | +20 | -7  | +6  | -2  | +6  | +9   | +24 | +23 | +20 | +19                         | s                                                                        |     |
| 5. Production expectations                   | =         | 70  | 66  | 62  | 69   | 66  | 59  | 83  | 72  | 75  | 73  | 72   | 44  | 59  | 50  | 75                          | = Perspectives d'évolution de la production                              | 5.  |
|                                              | b         | -10 | -12 | -16 | -27  | -26 | -23 | +3  | +8  | +11 | -17 | -16  | -34 | +21 |     | -5                          | s                                                                        |     |
| 6. Selling-price expectations                | =         | 48  | 44  | 44  | 51   | 40  | 46  | 47  | 38  | 52  | 41  | 23   | 37  | 40  | 75  | 31                          | = Perspectives d'évolution des prix de vente                             | 6.  |
|                                              | b         | +50 | +54 | +54 | +47  | +58 | +54 | +53 | +62 | +48 | +59 | +77  | +55 | +60 | +25 | +69                         | s                                                                        |     |
| 7. Employment expectations                   | =         | 69  |     |     | 69   |     |     | 73  |     |     | 49  |      |     | 80  |     |                             | = Perspectives d'évolution de l'emploi                                   | 7.  |
|                                              | b         | -25 |     |     | -29  |     |     | -21 |     | -49 |     |      |     |     |     |                             | s                                                                        |     |
| 8. Limits to production                      | none      | 23  |     |     | 39   |     |     |     |     | 16  |     |      |     | 9   |     |                             | aucune demande main d'œuvre équipement } Facteurs limitant la production | 8.  |
|                                              | demand    | 73  |     |     | 60   |     |     |     | 86  | 92  |     |      |     | 91  |     |                             |                                                                          |     |
|                                              | labour    |     |     |     |      |     |     |     |     | 1   |     |      |     |     |     |                             |                                                                          |     |
|                                              | equipment | 4   |     |     |      |     |     | 14  |     | 3   |     |      |     |     |     |                             |                                                                          |     |
| 9. Adequacy of production capacity           | =         |     |     |     |      |     | 50  |     |     |     |     | 25   |     | 40  |     |                             | = Suffisance de la capacité de production                                | 9.  |
|                                              | b         |     |     |     |      |     | +48 |     |     |     |     | +57  |     | +60 |     |                             | s                                                                        |     |
| 10. Duration in months of assured production |           |     |     |     |      |     | .8  |     |     |     |     | 1.4  |     | 2.0 |     |                             | = Durée de production assurée, en mois                                   | 10. |
| 11. New orders                               | =         |     |     |     | 44   | 29  |     |     |     |     |     | 58   |     | 20  |     |                             | = Commandes nouvelles                                                    | 11. |
|                                              | b         |     |     |     | -32  | -63 |     |     |     |     |     | -10  |     |     |     |                             | s                                                                        |     |
| 12. Export orders' expectations              | =         |     |     |     | 67   | 68  |     |     |     |     |     | 45   |     | 96  |     |                             | = Perspectives d'évolution de commandes étrangères                       | 12. |
|                                              | b         |     |     |     | +7   | +6  |     |     |     |     |     | +25  |     | +4  |     |                             | s                                                                        |     |
| 13. % Capacity utilisation                   |           |     |     |     | 78.8 |     |     |     |     |     |     | 67.1 |     |     |     |                             | = % Utilisation de la capacité                                           | 13. |
| 14. Raw material stocks                      | =         |     |     |     |      |     |     |     |     |     |     | 67   |     |     |     |                             | = Stocks de matières premières                                           | 14. |
|                                              | b         |     |     |     |      |     |     |     |     |     |     | +21  |     |     |     |                             | s                                                                        |     |

| MONTH                                        | DK        |   |   | IRL |     |     | NL   |     |     | B   |      |     | L |      |   | ← MOIS                                                                   |     |
|----------------------------------------------|-----------|---|---|-----|-----|-----|------|-----|-----|-----|------|-----|---|------|---|--------------------------------------------------------------------------|-----|
|                                              | N         | D | J | N   | D   | J   | N    | D   | J   | N   | D    | J   | N | D    | J |                                                                          |     |
| 1. Production trend                          | =         |   |   | 98  | 98  | 1   | 60   | 66  | 74  | 82  | 82   | 66  |   |      |   | = Tendance de la production                                              | 1.  |
|                                              | b         |   |   |     |     | -97 | -18  | -18 | -4  | -14 | -8   | -16 |   |      |   | s                                                                        |     |
| 2. Order books                               | =         |   |   | 98  | 98  | 98  | 31   | 19  | 27  | 26  | 34   | 16  |   |      |   | = Carnet de commandes, total                                             | 2.  |
|                                              | b         |   |   |     |     |     | -69  | -81 | -71 | -32 | -22  | -32 |   |      |   | s                                                                        |     |
| 3. Export order books                        | =         |   |   | 98  | 98  | 1   |      |     |     | 29  | 54   | 12  |   |      |   | = Carnets de commandes étrangères                                        | 3.  |
|                                              | b         |   |   |     |     | -97 |      |     |     | -25 | -42  | -40 |   |      |   | s                                                                        |     |
| 4. Stocks of finished products               | =         |   |   | 98  | 98  | 98  | 52   | 52  | 48  | 58  | 55   | 62  |   |      |   | = Stocks de produits finis                                               | 4.  |
|                                              | b         |   |   |     |     |     | +48  | +48 | +52 | +28 | +31  | +10 |   |      |   | s                                                                        |     |
| 5. Production expectations                   | =         |   |   | 98  | 98  | 98  | 70   | 74  | 52  | 50  | 68   | 41  |   |      |   | = Perspectives d'évolution de la production                              | 5.  |
|                                              | b         |   |   |     |     |     | -18  | -10 | -28 | -22 | -20  | -41 |   |      |   | s                                                                        |     |
| 6. Selling-price expectations                | =         |   |   | 98  | 1   | 1   |      |     |     | 75  | 61   | 54  |   |      |   | = Perspectives d'évolution des prix de vente                             | 6.  |
|                                              | b         |   |   |     | +97 | +97 |      |     |     | +21 | +35  | +42 |   |      |   | s                                                                        |     |
| 7. Employment expectations                   | =         |   |   | 98  |     |     | 75   |     |     | 73  |      |     |   |      |   | = Perspectives d'évolution de l'emploi                                   | 7.  |
|                                              | b         |   |   |     |     |     | -25  |     |     | -25 |      |     |   |      |   | s                                                                        |     |
| 8. Limits to production                      | none      |   |   |     |     |     | 63   |     |     | 18  |      |     |   |      |   | aucune demande main d'œuvre équipement } Facteurs limitant la production | 8.  |
|                                              | demand    |   |   |     |     |     | 23   |     |     | 63  |      |     |   |      |   |                                                                          |     |
|                                              | labour    |   |   |     |     |     |      |     |     | 2   |      |     |   |      |   |                                                                          |     |
|                                              | equipment |   |   |     |     |     |      |     |     | 9   |      |     |   |      |   |                                                                          |     |
| 9. Adequacy of production capacity           | =         |   |   |     |     | 98  |      |     | 45  |     | 43   |     |   |      |   | = Suffisance de la capacité de production                                | 9.  |
|                                              | b         |   |   |     |     |     |      |     | +55 |     | +5   |     |   |      |   | s                                                                        |     |
| 10. Duration in months of assured production |           |   |   |     |     |     | .8   |     |     |     | 1.3  |     |   | 1.5  |   | = Durée de production assurée, en mois                                   | 10. |
| 11. New orders                               | =         |   |   |     |     |     | 1    |     |     |     | 32   |     |   | 48   |   | = Commandes nouvelles                                                    | 11. |
|                                              | b         |   |   |     |     |     | -97  |     |     |     | -64  |     |   | -42  |   | s                                                                        |     |
| 12. Export orders' expectations              | =         |   |   |     |     | 98  |      |     | 30  |     | 40   |     |   |      |   | = Perspectives d'évolution de commandes étrangères                       | 12. |
|                                              | b         |   |   |     |     |     |      |     | +40 |     |      |     |   |      |   | s                                                                        |     |
| 13. % Capacity utilisation                   |           |   |   |     |     |     | 70.0 |     |     |     | 76.0 |     |   | 83.0 |   | = % Utilisation de la capacité                                           | 13. |
| 14. Raw material stocks                      | =         |   |   |     |     |     | 98   |     |     |     | 63   |     |   | 65   |   | = Stocks de matières premières                                           | 14. |
|                                              | b         |   |   |     |     |     |      |     |     |     | +31  |     |   | +11  |   | s                                                                        |     |



Manufacture of paper and paper products;  
printing and publishing

4

Industrie du papier et fabrication  
d'articles en papier;  
imprimerie et édition

| MONTH →                                      | CE |     |     | D   |     |     | F    |     |     | I   |     |     | UK  |     |     | 13.4                      | Series code                            |                                                   |     |
|----------------------------------------------|----|-----|-----|-----|-----|-----|------|-----|-----|-----|-----|-----|-----|-----|-----|---------------------------|----------------------------------------|---------------------------------------------------|-----|
|                                              | N  | D   | J   | N   | D   | J   | N    | D   | J   | N   | D   | J   | N   | D   | J   | ←                         | Codes séries                           |                                                   |     |
| 1. Production trend                          | =  |     | 58  | 59  | 59  | 62  | 64   | 71  | 60  | 58  | 46  | 54  |     | 51  | =   | Tendance de la production | 1.                                     |                                                   |     |
|                                              | b  |     | -18 | -9  | -25 | -24 | +12  | -5  | -8  | -34 | -42 | -42 |     | -9  | s   |                           |                                        |                                                   |     |
| 2. Order books                               | =  | 40  | 37  | 43  | 39  | 38  | 39   | 40  | 44  | 59  | 45  | 46  | 53  | 36  | 26  | 27                        | =                                      | Carnet de commandes, total                        | 2.  |
|                                              | b  | -52 | -53 | -49 | -57 | -60 | -59  | -50 | -46 | -31 | -49 | -48 | -41 | -56 | -52 | -61                       | s                                      |                                                   |     |
| 3. Export order books                        | =  | 48  | 43  | 46  | 63  | 57  | 57   | 33  | 27  | 27  | 41  | 59  | 57  | 58  | 41  | 33                        | =                                      | Carnets de commandes étrangères                   | 3.  |
|                                              | b  | -40 | -39 | -38 | -27 | -33 | -31  | -51 | -61 | -57 | -29 | -35 | -39 | -36 | -41 | -27                       | s                                      |                                                   |     |
| 4. Stocks of finished products               | =  | 68  | 69  | 72  | 80  | 80  | 82   | 51  | 55  | 60  | 73  | 72  | 69  | 60  | 64  | 71                        | =                                      | Stocks de produits finis                          | 4.  |
|                                              | b  | +26 | +25 | +22 | +18 | +14 | +14  | +41 | +41 | +34 | +13 | +16 | +25 | +38 | +36 | +27                       | s                                      |                                                   |     |
| 5. Production expectations                   | =  | 60  | 59  | 63  | 66  | 67  | 68   | 58  | 70  | 65  | 49  | 52  | 56  | 63  | 47  | 64                        | =                                      | Perspectives d'évolution de la production         | 5.  |
|                                              | b  | -18 | -23 | -3  | -24 | -19 | -8   | -10 | -14 | +11 | -33 | -38 | +4  | -7  | -25 | -6                        | s                                      |                                                   |     |
| 6. Selling-price expectations                | =  | 50  | 54  | 51  | 78  | 72  | 71   | 31  | 43  | 41  | 30  | 39  | 35  | 47  | 55  | 47                        | =                                      | Perspectives d'évolution des prix de vente        | 6.  |
|                                              | b  | +40 | +36 | +43 | +10 | +12 | +17  | +65 | +55 | +59 | +58 | +49 | +65 | +43 | +39 | +45                       | s                                      |                                                   |     |
| 7. Employment expectations                   | =  | 64  |     |     | 76  |     |      | 67  |     |     | 58  |     |     | 47  |     |                           | =                                      | Perspectives d'évolution de l'emploi              | 7.  |
|                                              | b  | -26 |     |     | -22 |     |      | -13 |     |     | -34 |     |     | -45 |     |                           | s                                      |                                                   |     |
| 8. Limits to production                      |    | 29  |     |     | 55  |     |      |     |     |     | 30  |     |     | 8   |     |                           | aucune demande main d'œuvre équipement | Facteurs limitant la production                   | 8.  |
| to demand                                    | —  | 69  |     |     | 41  |     |      | 93  |     |     | 97  |     |     | 86  |     |                           |                                        |                                                   |     |
| labour                                       | —  | 2   |     |     | 3   |     |      | 7   |     |     | 1   |     |     | 3   |     |                           |                                        |                                                   |     |
| equipment                                    | —  | 3   |     |     | 2   |     |      |     |     |     |     |     |     | 3   |     |                           |                                        |                                                   |     |
| 9. Adequacy of production capacity           | =  |     |     |     |     |     | 60   |     |     |     |     | 44  |     |     |     |                           | =                                      | Suffisance de la capacité de production           | 9.  |
|                                              | b  |     |     |     |     |     | +36  |     |     |     |     | +54 |     |     |     | +50                       | s                                      |                                                   |     |
| 10. Duration in months of assured production |    |     |     |     |     |     | 1.1  |     |     |     |     | 2.4 |     |     |     | 2.0                       | =                                      | Durée de production assurée, en mois              | 10. |
| 11. New orders                               | =  |     |     |     | 51  | 55  |      |     |     |     |     |     |     | 50  |     | 49                        | =                                      | Commandes nouvelles                               | 11. |
|                                              | b  |     |     |     | -31 | -25 |      |     |     |     |     |     |     | -32 |     | -1                        | s                                      |                                                   |     |
| 12. Export orders' expectations              | =  |     |     |     | 76  | 78  |      |     |     |     |     |     |     | 70  |     | 51                        | =                                      | Perspectives d'évolution des commandes étrangères | 12. |
|                                              | b  |     |     |     | +4  | +4  |      |     |     |     |     |     |     | -10 |     | -11                       | s                                      |                                                   |     |
| 13. % Capacity utilisation                   |    |     |     |     |     |     | 82.1 |     |     |     |     |     |     |     |     |                           | %                                      | Utilisation de la capacité                        | 13. |
| 14. Raw material stocks                      | =  |     |     |     |     |     |      |     |     |     |     |     |     |     |     |                           | =                                      | Stocks de matières premières                      | 14. |
|                                              | b  |     |     |     |     |     |      |     |     |     |     |     |     |     |     |                           | s                                      |                                                   |     |

| MONTH →                                      | DK |     |   | IRL |     |     | NL   |     |     | B   |     |      | L   |     |     | ←                                      | MOIS                                       |                                                   |     |
|----------------------------------------------|----|-----|---|-----|-----|-----|------|-----|-----|-----|-----|------|-----|-----|-----|----------------------------------------|--------------------------------------------|---------------------------------------------------|-----|
|                                              | N  | D   | J | N   | D   | J   | N    | D   | J   | N   | D   | J    | N   | D   | J   |                                        |                                            |                                                   |     |
| 1. Production trend                          | =  |     |   | 45  | 48  | 28  | 73   | 48  | 68  | 66  | 63  | 57   | 86  | 98  | 95  | =                                      | Tendance de la production                  | 1.                                                |     |
|                                              | b  |     |   | +43 | +26 | +6  | -13  | -12 | -16 | +12 | +3  | -35  | +10 |     |     | -5                                     | s                                          |                                                   |     |
| 2. Order books                               | =  |     |   | 89  | 71  | 73  | 50   | 47  | 53  | 31  | 17  | 29   | 55  | 47  | 83  | =                                      | Carnet de commandes, total                 | 2.                                                |     |
|                                              | b  |     |   | -11 | -19 | -27 | -48  | -51 | -39 | -67 | -77 | -65  | +41 | +53 | +7  | s                                      |                                            |                                                   |     |
| 3. Export order books                        | =  |     |   | 78  | 83  | 44  |      |     |     | 25  | 23  | 61   | 1   | 21  | 98  | =                                      | Carnets de commandes étrangères            | 3.                                                |     |
|                                              | b  |     |   | +16 | -11 | -30 |      |     |     | -75 | -77 | -39  | +97 | +79 |     | s                                      |                                            |                                                   |     |
| 4. Stocks of finished products               | =  |     |   | 98  | 74  | 91  | 93   | 94  | 93  | 86  | 66  | 61   | 98  | 98  | 92  | =                                      | Stocks de produits finis                   | 4.                                                |     |
|                                              | b  |     |   | +26 | +9  |     | +7   | +6  | +7  | +12 | +8  | +3   |     |     |     | -8                                     | s                                          |                                                   |     |
| 5. Production expectations                   | =  |     |   | 47  | 26  | 78  | 55   | 50  | 58  | 43  | 38  | 31   | 87  | 83  | 83  | =                                      | Perspectives d'évolution de la production  | 5.                                                |     |
|                                              | b  |     |   | +17 | +20 | -16 | -35  | -42 | -12 | -55 | -24 | -19  | +13 | +17 | +7  | s                                      |                                            |                                                   |     |
| 6. Selling-price expectations                | =  |     |   | 18  | 40  | 44  |      |     |     | 39  | 35  | 46   | 84  | 69  | 57  | =                                      | Perspectives d'évolution des prix de vente | 6.                                                |     |
|                                              | b  |     |   | +78 | +44 | +56 |      |     |     | +57 | +41 | +48  | +16 | +31 | +43 | s                                      |                                            |                                                   |     |
| 7. Employment expectations                   | =  | 60  |   |     | 26  |     |      |     |     | 70  |     |      | 47  |     |     | =                                      | Perspectives d'évolution de l'emploi       | 7.                                                |     |
|                                              | b  | -26 |   |     | -74 |     |      |     |     | -20 |     |      | +53 |     |     | s                                      |                                            |                                                   |     |
| 8. Limits to production                      |    | 87  |   |     | 14  |     | 74   |     |     | 20  |     |      | 83  |     |     | aucune demande main d'œuvre équipement | Facteurs limitant la production            | 8.                                                |     |
| to demand                                    | —  | 11  |   |     | 100 |     | 22   |     | 71  |     |     |      |     |     |     |                                        |                                            |                                                   |     |
| labour                                       | —  | 3   |   |     |     |     | 4    |     | 1   |     |     |      |     |     |     |                                        |                                            |                                                   |     |
| equipment                                    | —  |     |   |     |     |     |      |     | 5   |     |     |      | 17  |     |     |                                        |                                            |                                                   |     |
| 9. Adequacy of production capacity           | =  |     |   |     |     |     | 88   |     |     |     |     | 59   |     |     |     | =                                      | Suffisance de la capacité de production    | 9.                                                |     |
|                                              | b  |     |   |     |     |     | +12  |     |     |     |     | +37  |     |     |     | -5                                     | s                                          |                                                   |     |
| 10. Duration in months of assured production |    |     |   |     |     |     | .8   |     |     |     |     | 1.1  |     |     |     | 1.2                                    | =                                          | Durée de production assurée, en mois              | 10. |
| 11. New orders                               | =  |     |   |     | 78  |     |      |     |     |     |     | 43   |     |     |     | 49                                     | =                                          | Commandes nouvelles                               | 11. |
|                                              | b  |     |   |     | -16 |     |      |     |     |     |     | -13  |     |     |     | -31                                    | s                                          |                                                   |     |
| 12. Export orders' expectations              | =  |     |   |     | 83  |     |      |     |     |     |     | 58   |     |     |     | 90                                     | =                                          | Perspectives d'évolution des commandes étrangères | 12. |
|                                              | b  |     |   |     | -5  |     |      |     |     |     |     | +5   |     |     |     | +10                                    | s                                          |                                                   |     |
| 13. % Capacity utilisation                   |    |     |   |     |     |     | 61.5 |     |     |     |     | 85.0 |     |     |     | 78.0                                   | %                                          | Utilisation de la capacité                        | 13. |
| 14. Raw material stocks                      | =  |     |   |     |     |     | 98   |     |     |     |     | 92   |     |     |     | 77                                     | =                                          | Stocks de matières premières                      | 14. |
|                                              | b  |     |   |     |     |     |      |     |     |     |     | +6   |     |     |     | -1                                     | s                                          |                                                   |     |

Manufacture of paper

4<sup>a</sup>

Production de papier

| MONTH                                        | →                                     | CE |   |   | D  |    |      | F   |     |    | I  |      |     | UK |   |   | Series code<br>Codes séries                                              |     |
|----------------------------------------------|---------------------------------------|----|---|---|----|----|------|-----|-----|----|----|------|-----|----|---|---|--------------------------------------------------------------------------|-----|
|                                              |                                       | N  | D | J | N  | D  | J    | N   | D   | J  | N  | D    | J   | N  | D | J |                                                                          |     |
| 1. Production trend                          | =<br>b                                |    |   |   | 66 | 73 | 65   | 71  | 62  | 40 | 57 | 36   | 39  |    |   |   | = Tendance de la production                                              | 1.  |
| 2. Order books                               | =<br>b                                |    |   |   | 37 | 40 | 39   | 33  | 25  | 27 | 32 | 26   | 31  |    |   |   | = Carnet de commandes, total                                             | 2.  |
| 3. Export order books                        | =<br>b                                |    |   |   | 70 | 52 | 54   | 38  | 19  | 17 | 29 | 60   | 53  |    |   |   | = Carnets de commandes étrangères                                        | 3.  |
| 4. Stocks of finished products               | =<br>b                                |    |   |   | 62 | 63 | 66   | 57  | 56  | 58 | 44 | 26   | 9   |    |   |   | = Stocks de produits finis                                               | 4.  |
| 5. Production expectations                   | =<br>b                                |    |   |   | 80 | 67 | 78   | 54  | 47  | 52 | 46 | 44   | 64  |    |   |   | = Perspectives d'évolution de la production                              | 5.  |
| 6. Selling-price expectations                | =<br>b                                |    |   |   | 81 | 79 | 83   | 48  | 60  | 37 | 50 | 73   | 31  |    |   |   | = Perspectives d'évolution des prix de vente                             | 6.  |
| 7. Employment expectations                   | =<br>b                                |    |   |   | 91 | -9 |      | 46  | -28 |    | 36 | -34  |     |    |   |   | = Perspectives d'évolution de l'emploi                                   | 7.  |
| 8. Limits to production                      | none<br>demand<br>labour<br>equipment |    |   |   | 68 | 26 |      | 77  | 1   | 22 | 8  | 100  |     |    |   |   | aucune demande main d'œuvre équipement } Facteurs limitant la production | 8.  |
| 9. Adequacy of production capacity           | =<br>b                                |    |   |   |    |    | 72   | +28 |     |    |    | 22   | +78 |    |   |   | = Suffisance de la capacité de production                                | 9.  |
| 10. Duration in months of assured production | =                                     |    |   |   |    |    | .7   |     |     |    |    | .8   |     |    |   |   | = Durée de production assurée, en mois                                   | 10. |
| 11. New orders                               | =<br>b                                |    |   |   | 58 | 57 | -36  | -5  |     |    |    | 21   | -61 |    |   |   | = Commandes nouvelles                                                    | 11. |
| 12. Export orders' expectations              | =<br>b                                |    |   |   | 73 | 73 | +17  | +17 |     |    |    | 54   | -18 |    |   |   | = Perspectives d'évolution de commandes étrangères                       | 12. |
| 13. % Capacity utilisation                   | =                                     |    |   |   |    |    | 88.3 |     |     |    |    | 80.9 |     |    |   |   | = % Utilisation de la capacité                                           | 13. |
| 14. Raw material stocks                      | =<br>b                                |    |   |   |    |    |      |     |     |    |    | 71   | +19 |    |   |   | = Stocks de matières premières                                           | 14. |

| MONTH                                        | →                                     | DK |   |   | IRL |     |      | NL  |     |     | B |   |   | L  |     |      | ← MOIS |     |     |                                                                          |     |
|----------------------------------------------|---------------------------------------|----|---|---|-----|-----|------|-----|-----|-----|---|---|---|----|-----|------|--------|-----|-----|--------------------------------------------------------------------------|-----|
|                                              |                                       | N  | D | J | N   | D   | J    | N   | D   | J   | N | D | J | N  | D   | J    |        |     |     |                                                                          |     |
| 1. Production trend                          | =<br>b                                |    |   |   | 56  | 59  | 62   | +44 | -37 | -18 |   |   |   | 67 | 60  | 89   | +33    | +24 | -11 | = Tendance de la production                                              | 1.  |
| 2. Order books                               | =<br>b                                |    |   |   | 73  | 34  | 31   | -27 | -66 | -69 |   |   |   | 39 | 6   | 46   | -61    | -94 | -38 | = Carnet de commandes, total                                             | 2.  |
| 3. Export order books                        | =<br>b                                |    |   |   | 75  | 55  | 18   | +25 | -29 | -12 |   |   |   | 13 | 15  | 71   | -87    | -85 | -29 | = Carnets de commandes étrangères                                        | 3.  |
| 4. Stocks of finished products               | =<br>b                                |    |   |   | 98  | 23  | 72   | +77 | +28 |     |   |   |   | 84 | 69  | 69   | +16    | +31 | +31 | = Stocks de produits finis                                               | 4.  |
| 5. Production expectations                   | =<br>b                                |    |   |   | 62  | 5   | 51   | -34 | -55 | -29 |   |   |   | 59 | 31  | 34   | -41    | +3  | +22 | = Perspectives d'évolution de la production                              | 5.  |
| 6. Selling-price expectations                | =<br>b                                |    |   |   | 41  | 38  | 54   | +49 | +16 | +46 |   |   |   | 36 | 60  | 64   | +64    | +40 | +36 | = Perspectives d'évolution des prix de vente                             | 6.  |
| 7. Employment expectations                   | =<br>b                                |    |   |   | 53  | -47 |      |     |     |     |   |   |   | 87 | -13 |      |        |     |     | = Perspectives d'évolution de l'emploi                                   | 7.  |
| 8. Limits to production                      | none<br>demand<br>labour<br>equipment |    |   |   | 42  | 100 |      |     |     |     |   |   |   | 44 | 39  | 7    |        |     |     | aucune demande main d'œuvre équipement } Facteurs limitant la production | 8.  |
| 9. Adequacy of production capacity           | =<br>b                                |    |   |   |     |     | 70   | +30 |     |     |   |   |   |    |     | 74   | +18    |     |     | = Suffisance de la capacité de production                                | 9.  |
| 10. Duration in months of assured production | =                                     |    |   |   |     |     | 2.3  |     |     |     |   |   |   |    |     | 1.4  |        |     |     | = Durée de production assurée, en mois                                   | 10. |
| 11. New orders                               | =<br>b                                |    |   |   |     |     | 45   | -35 |     |     |   |   |   |    |     | 63   | -11    |     |     | = Commandes nouvelles                                                    | 11. |
| 12. Export orders' expectations              | =<br>b                                |    |   |   |     |     | 62   | -6  |     |     |   |   |   |    |     |      |        |     |     | = Perspectives d'évolution de commandes étrangères                       | 12. |
| 13. % Capacity utilisation                   | =                                     |    |   |   |     |     | 57.7 |     |     |     |   |   |   |    |     | 87.0 |        |     |     | = % Utilisation de la capacité                                           | 13. |
| 14. Raw material stocks                      | =<br>b                                |    |   |   |     |     | 98   |     |     |     |   |   |   |    |     | 87   | +13    |     |     | = Stocks de matières premières                                           | 14. |



Processing of paper

4<sup>b</sup>

Transformation de papier

| MONTH                                        | →                                         | CE               |               |           | D         |           |           | F         |                    |           | I         |   |   | UK |                  |                                                                        | ←   | Series code<br>Codes séries |
|----------------------------------------------|-------------------------------------------|------------------|---------------|-----------|-----------|-----------|-----------|-----------|--------------------|-----------|-----------|---|---|----|------------------|------------------------------------------------------------------------|-----|-----------------------------|
|                                              |                                           | N                | D             | J         | N         | D         | J         | N         | D                  | J         | N         | D | J | N  | D                | J                                                                      |     |                             |
| 1. Production trend                          | =<br>b                                    |                  | 58<br>-18     | 58<br>-28 | 55<br>-31 | 35<br>+61 | 80<br>+12 | 74<br>-8  | 26<br>-58          | 41<br>-57 | 30<br>-70 |   |   |    | =<br>s           | Tendance de la production                                              | 1.  |                             |
| 2. Order books                               | =<br>b                                    |                  | 32<br>-66     | 28<br>-70 | 34<br>-66 | 7<br>-83  | 11<br>-81 | 73<br>-27 | 18<br>-72          | 22<br>-76 | 34<br>-66 |   |   |    | =<br>s           | Carnet de commandes, total                                             | 2.  |                             |
| 3. Export order books                        | =<br>b                                    |                  | 29<br>-71     | 43<br>-57 | 40<br>-60 | 11<br>-63 | 12<br>-76 | 17<br>-69 | 43<br>-37          | 33<br>-47 | 32<br>-56 |   |   |    | =<br>s           | Carnets de commandes étrangères                                        | 3.  |                             |
| 4. Stocks of finished products               | =<br>b                                    |                  | 70<br>+30     | 72<br>+28 | 74<br>+26 | 20<br>+72 | 26<br>+74 | 56<br>+36 | 56<br>+36          | 77<br>+13 | 75<br>+17 |   |   |    | =<br>s           | Stocks de produits finis                                               | 4.  |                             |
| 5. Production expectations                   | =<br>b                                    |                  | 64<br>-28     | 65<br>-13 | 74<br>+2  | 26<br>-16 | 77<br>-13 | 59<br>+19 | 40<br>-38          | 48<br>-46 | 40<br>-16 |   |   |    | =<br>s           | Perspectives d'évolution de la production                              | 5.  |                             |
| 6. Selling-price expectations                | =<br>b                                    |                  | 69<br>+23     | 63<br>+27 | 60<br>+36 | 16<br>+84 | 47<br>+53 | 51<br>+49 | 39<br>+37          | 35<br>+43 | 49<br>+51 |   |   |    | =<br>s           | Perspectives d'évolution des prix de vente                             | 6.  |                             |
| 7. Employment expectations                   | =<br>b                                    |                  | 67<br>-33     |           |           | 28<br>-18 |           |           | 57<br>-43          |           |           |   |   |    | =<br>s           | Perspectives d'évolution de l'emploi                                   | 7.  |                             |
| 8. Limits to production                      | none<br>demand<br>pro-labour<br>equipment | —<br>—<br>—<br>— | 50<br>46<br>3 |           |           | 100       |           |           | 12<br>97<br>1<br>1 |           |           |   |   |    | —<br>—<br>—<br>— | aucune demande pro-labour équipement } Facteurs limitant la production | 8.  |                             |
| 9. Adequacy of production capacity           | =<br>b                                    |                  |               |           | 55<br>+39 |           |           |           |                    |           | 18<br>+78 |   |   |    | =<br>s           | Suffisance de la capacité de production                                | 9.  |                             |
| 10. Duration in months of assured production |                                           |                  |               |           | .8        |           |           |           |                    |           | 1.4       |   |   |    |                  | Durée de production assurée, en mois                                   | 10. |                             |
| 11. New orders                               | =<br>b                                    |                  | 52<br>-32     | 51<br>-29 |           |           |           |           |                    |           | 39<br>-51 |   |   |    | =<br>s           | Commandes nouvelles                                                    | 11. |                             |
| 12. Export orders' expectations              | =<br>b                                    |                  | 74<br>-18     | 75<br>-17 |           |           |           |           |                    |           | 65<br>+9  |   |   |    | =<br>s           | Perspectives d'évolution de commandes étrangères                       | 12. |                             |
| 13. % Capacity utilisation                   |                                           |                  |               |           | 80.0      |           |           |           |                    |           | 71.5      |   |   |    | %                | Utilisation de la capacité                                             | 13. |                             |
| 14. Raw material stocks                      | =<br>b                                    |                  |               |           |           |           |           |           |                    |           | 62<br>+14 |   |   |    | =<br>s           | Stocks de matières premières                                           | 14. |                             |

| MONTH                                        | →                                         | DK               |   |   | IRL |   |               | NL        |           |                   | B         |           |   | L |                  |                                                                        | ←                                                | MOIS |
|----------------------------------------------|-------------------------------------------|------------------|---|---|-----|---|---------------|-----------|-----------|-------------------|-----------|-----------|---|---|------------------|------------------------------------------------------------------------|--------------------------------------------------|------|
|                                              |                                           | N                | D | J | N   | D | J             | N         | D         | J                 | N         | D         | J | N | D                | J                                                                      |                                                  |      |
| 1. Production trend                          | =<br>b                                    |                  |   |   |     |   | 60<br>-28     | 59<br>-27 | 67<br>-21 | 66<br>-4          | 66<br>-14 | 31<br>-53 |   |   |                  | =<br>s                                                                 | Tendance de la production                        | 1.   |
| 2. Order books                               | =<br>b                                    |                  |   |   |     |   | 51<br>-45     | 45<br>-51 | 40<br>-46 | 26<br>-72         | 25<br>-63 | 15<br>-85 |   |   |                  | =<br>s                                                                 | Carnet de commandes, total                       | 2.   |
| 3. Export order books                        | =<br>b                                    |                  |   |   |     |   |               |           |           | 58<br>-40         | 47<br>-53 | 31<br>-69 |   |   |                  | =<br>s                                                                 | Carnets de commandes étrangères                  | 3.   |
| 4. Stocks of finished products               | =<br>b                                    |                  |   |   |     |   | 84<br>+16     | 87<br>+11 | 84<br>+16 | 87<br>+9          | 63<br>-9  | 55<br>-19 |   |   |                  | =<br>s                                                                 | Stocks de produits finis                         | 4.   |
| 5. Production expectations                   | =<br>b                                    |                  |   |   |     |   | 61<br>-39     | 65<br>-31 | 82<br>+10 | 31<br>-65         | 43<br>-47 | 29<br>-51 |   |   |                  | =<br>s                                                                 | Perspectives d'évolution de la production        | 5.   |
| 6. Selling-price expectations                | =<br>b                                    |                  |   |   |     |   |               |           |           | 40<br>+52         | 17<br>+43 | 31<br>+57 |   |   |                  | =<br>s                                                                 | Perspectives d'évolution des prix de vente       | 6.   |
| 7. Employment expectations                   | =<br>b                                    |                  |   |   |     |   | 85<br>-11     |           |           | 57<br>-27         |           |           |   |   |                  | =<br>s                                                                 | Perspectives d'évolution de l'emploi             | 7.   |
| 8. Limits to production                      | none<br>demand<br>pro-labour<br>equipment | —<br>—<br>—<br>— |   |   |     |   | 64<br>34<br>7 |           |           | 2<br>95<br>1<br>3 |           |           |   |   | —<br>—<br>—<br>— | aucune demande pro-labour équipement } Facteurs limitant la production | 8.                                               |      |
| 9. Adequacy of production capacity           | =<br>b                                    |                  |   |   |     |   |               |           | 58<br>+40 |                   |           | 48<br>+50 |   |   |                  | =<br>s                                                                 | Suffisance de la capacité de production          | 9.   |
| 10. Duration in months of assured production |                                           |                  |   |   |     |   |               |           | .9        |                   |           | 1.0       |   |   |                  | Durée de production assurée, en mois                                   | 10.                                              |      |
| 11. New orders                               | =<br>b                                    |                  |   |   |     |   |               |           |           | 47<br>-17         |           | 35<br>-47 |   |   |                  | =<br>s                                                                 | Commandes nouvelles                              | 11.  |
| 12. Export orders' expectations              | =<br>b                                    |                  |   |   |     |   |               |           |           | 81<br>+11         |           |           |   |   |                  | =<br>s                                                                 | Perspectives d'évolution de commandes étrangères | 12.  |
| 13. % Capacity utilisation                   |                                           |                  |   |   |     |   |               |           | 80.0      |                   |           | 71.0      |   |   |                  | %                                                                      | Utilisation de la capacité                       | 13.  |
| 14. Raw material stocks                      | =<br>b                                    |                  |   |   |     |   |               |           |           | 79<br>-17         |           | 69<br>-11 |   |   |                  | =<br>s                                                                 | Stocks de matières premières                     | 14.  |

Printing of publishing

4<sup>C</sup>

Imprimerie et édition

| MONTH →                                      | CE        |     |     | D   |     |     | F    |     |     | I   |     |     | UK  |     |     | 16.4C ← | Series code                               |                                                  |     |
|----------------------------------------------|-----------|-----|-----|-----|-----|-----|------|-----|-----|-----|-----|-----|-----|-----|-----|---------|-------------------------------------------|--------------------------------------------------|-----|
|                                              | N         | D   | J   | N   | D   | J   | N    | D   | J   | N   | D   | J   | N   | D   | J   | ← MOIS  | Codes séries                              |                                                  |     |
| 1. Production trend                          | =         |     | 62  | 56  | 54  | 65  | 72   | 71  | 61  | 70  | 53  | 70  |     |     | 54  | =       | Tendance de la production                 | 1.                                               |     |
|                                              | b         |     | -8  | -10 | -24 | -15 | -2   | -7  | -1  | -20 | -27 | -26 |     |     |     | s       |                                           |                                                  |     |
| 2. Order books                               | =         | 50  | 48  | 51  | 44  | 43  | 43   | 53  | 60  | 64  | 62  | 64  | 70  | 48  | 32  | 37      | =                                         | Carnet de commandes, total                       | 2.  |
|                                              | b         | -42 | -38 | -41 | -54 | -53 | -53  | -35 | -28 | -28 | -30 | -24 | -22 | -42 | -36 | -47     | s                                         |                                                  |     |
| 3. Export order books                        | =         | 67  | 62  | 61  | 81  | 81  | 81   | 52  | 52  | 51  | 52  | 77  | 79  | 68  | 37  | 38      | =                                         | Carnets de commandes étrangères                  | 3.  |
|                                              | b         | -29 | -10 | -19 | -19 | -19 | -19  | -42 | -36 | -49 | -48 | -23 | -21 | -28 | +29 | +8      | s                                         |                                                  |     |
| 4. Stocks of finished products               | =         | 83  | 86  | 80  | 97  | 95  | 96   | 74  | 80  | 64  | 93  | 92  | 95  | 76  | 80  | 74      | =                                         | Stocks de produits finis                         | 4.  |
|                                              | b         | +15 | +12 | +16 | +3  | +3  | +4   | +24 | +16 | +30 | -5  | -6  | -3  | +24 | +20 | +20     | s                                         |                                                  |     |
| 5. Production expectations                   | =         | 60  | 62  | 63  | 61  | 68  | 59   | 70  | 74  | 70  | 53  | 58  | 58  | 54  | 52  | 65      | =                                         | Perspectives d'évolution de la production        | 5.  |
|                                              | b         | -16 | -20 | -7  | -25 | -22 | -21  | -4  | -12 |     | -33 | -28 |     | -8  | -14 | +1      | s                                         |                                                  |     |
| 6. Selling-price expectations                | =         | 52  | 56  | 53  | 82  | 75  | 74   | 31  | 37  | 39  | 17  | 24  | 31  | 59  | 69  | 57      | =                                         | Perspectives d'évolution des prix de vente       | 6.  |
|                                              | b         | +38 | +34 | +37 | -4  | -3  | +2   | +69 | +61 | +61 | +83 | +76 | +69 | +29 | +25 | +35     | s                                         |                                                  |     |
| 7. Employment expectations                   | =         | 72  |     |     | 76  |     |      | 85  |     |     | 69  |     |     | 55  |     |         | =                                         | Perspectives d'évolution de l'emploi             | 7.  |
|                                              | b         | -24 |     |     | -22 |     |      | -9  |     | -31 |     |     |     | -39 |     |         | s                                         |                                                  |     |
| 8. Limits to production                      | none      | 29  |     |     | 52  |     |      |     |     |     | 48  |     |     | 13  |     |         | aucune demande de main d'œuvre équipement | Facteurs limitant la production                  | 8.  |
|                                              | demand    | 71  |     |     | 45  |     |      | 94  |     |     | 95  |     |     | 81  |     |         |                                           |                                                  |     |
|                                              | labour    | 3   |     |     | 5   |     |      |     |     |     | 1   |     |     | 3   |     |         |                                           |                                                  |     |
|                                              | equipment | 3   |     |     | 1   |     |      | 6   |     |     |     |     |     | 3   |     |         |                                           |                                                  |     |
| 9. Adequacy of production capacity           | =         |     |     |     |     |     | 58   |     |     |     | 65  |     |     |     |     | 51      | =                                         | Suffisance de la capacité de production          | 9.  |
|                                              | b         |     |     |     |     |     | +38  |     |     |     | +33 |     |     |     |     | +47     | s                                         |                                                  |     |
| 10. Duration in months of assured production | =         |     |     |     |     |     | 1.5  |     |     |     | 3.6 |     |     |     |     | 2.0     | =                                         | Durée de production assurée, en mois             | 10. |
| 11. New orders                               | =         |     |     |     | 47  | 58  |      |     |     |     | 69  |     |     |     |     | 50      | =                                         | Commandes nouvelles                              | 11. |
|                                              | b         |     |     |     | -29 | -32 |      |     |     |     | -11 |     |     |     |     | +12     | s                                         |                                                  |     |
| 12. Export orders' expectations              | =         |     |     |     | 87  | 93  |      |     |     |     | 80  |     |     |     |     | 40      | =                                         | Perspectives d'évolution de commandes étrangères | 12. |
|                                              | b         |     |     |     | -5  | -5  |      |     |     |     | -12 |     |     |     |     | -20     | s                                         |                                                  |     |
| 13. % Capacity utilisation                   | =         |     |     |     |     |     | 80.5 |     |     |     |     |     |     |     |     |         | %                                         | Utilisation de la capacité                       | 13. |
| 14. Raw material stocks                      | =         |     |     |     |     |     |      |     |     |     |     |     |     |     |     | 95      | =                                         | Stocks de matières premières                     | 14. |
|                                              | b         |     |     |     |     |     |      |     |     |     |     |     |     |     |     | +1      | s                                         |                                                  |     |

| MONTH →                                      | DK        |   |   | IRL |     |     | NL   |     |      | B |   |   | L   |     |     | ← MOIS                                    | Series code                                      |        |
|----------------------------------------------|-----------|---|---|-----|-----|-----|------|-----|------|---|---|---|-----|-----|-----|-------------------------------------------|--------------------------------------------------|--------|
|                                              | N         | D | J | N   | D   | J   | N    | D   | J    | N | D | J | N   | D   | J   |                                           |                                                  | ← MOIS |
| 1. Production trend                          | =         |   |   | 39  | 43  | 11  | 76   | 40  | 73   |   |   |   | 86  | 98  | 95  | =                                         | Tendance de la production                        | 1.     |
|                                              | b         |   |   | +41 | +57 | +19 | -10  | -6  | -5   |   |   |   | +10 | -5  |     | s                                         |                                                  |        |
| 2. Order books                               | =         |   |   | 97  | 90  | 94  | 48   | 50  | 59   |   |   |   | 55  | 47  | 83  | =                                         | Carnet de commandes, total                       | 2.     |
|                                              | b         |   |   | -3  | +4  | -6  | -50  | -48 | -35  |   |   |   | +41 | +53 | +7  | s                                         |                                                  |        |
| 3. Export order books                        | =         |   |   | 81  | 98  | 59  |      |     |      |   |   |   | 1   | 21  | 98  | =                                         | Carnets de commandes étrangères                  | 3.     |
|                                              | b         |   |   | +11 |     | -41 |      |     |      |   |   |   | +97 | +79 |     | s                                         |                                                  |        |
| 4. Stocks of finished products               | =         |   |   | 98  | 98  | 98  |      |     |      |   |   |   | 98  | 98  | 92  | =                                         | Stocks de produits finis                         | 4.     |
|                                              | b         |   |   |     |     |     |      |     |      |   |   |   |     | -8  |     | s                                         |                                                  |        |
| 5. Production expectations                   | =         |   |   | 40  | 36  | 91  | 54   | 46  | 55   |   |   |   | 87  | 83  | 83  | =                                         | Perspectives d'évolution de la production        | 5.     |
|                                              | b         |   |   | +42 | +58 | -9  | -32  | -42 | -27  |   |   |   | +13 | +17 | +7  | s                                         |                                                  |        |
| 6. Selling-price expectations                | =         |   |   | 7   | 42  | 39  |      |     |      |   |   |   | 84  | 69  | 57  | =                                         | Perspectives d'évolution des prix de vente       | 6.     |
|                                              | b         |   |   | +93 | +58 | +61 |      |     |      |   |   |   | +16 | +31 | +43 | s                                         |                                                  |        |
| 7. Employment expectations                   | =         |   |   | 12  |     |     | 81   |     |      |   |   |   | 47  |     |     | =                                         | Perspectives d'évolution de l'emploi             | 7.     |
|                                              | b         |   |   | -88 |     |     | -15  |     |      |   |   |   | +53 |     |     | s                                         |                                                  |        |
| 8. Limits to production                      | none      |   |   |     |     |     | 75   |     |      |   |   |   |     |     |     | aucune demande de main d'œuvre équipement | Facteurs limitant la production                  | 8.     |
|                                              | demand    |   |   |     |     |     | 20   |     |      |   |   |   |     |     |     |                                           |                                                  |        |
|                                              | labour    |   |   |     |     |     | 4    |     |      |   |   |   |     |     |     |                                           |                                                  |        |
|                                              | equipment |   |   |     |     |     |      |     |      |   |   |   |     |     |     |                                           |                                                  |        |
| 9. Adequacy of production capacity           | =         |   |   |     |     | 97  |      |     | 62   |   |   |   |     |     | 95  | =                                         | Suffisance de la capacité de production          | 9.     |
|                                              | b         |   |   |     |     | +3  |      |     | +32  |   |   |   |     | -5  |     | s                                         |                                                  |        |
| 10. Duration in months of assured production | =         |   |   |     |     |     | .1   |     | 1.3  |   |   |   |     |     | 1.9 | =                                         | Durée de production assurée, en mois             | 10.    |
| 11. New orders                               | =         |   |   |     | 94  |     |      |     | 44   |   |   |   |     |     | 54  | =                                         | Commandes nouvelles                              | 11.    |
|                                              | b         |   |   |     | -6  |     |      |     |      |   |   |   |     | +36 |     | s                                         |                                                  |        |
| 12. Export orders' expectations              | =         |   |   |     | 95  |     |      |     | 61   |   |   |   |     |     | 90  | =                                         | Perspectives d'évolution de commandes étrangères | 12.    |
|                                              | b         |   |   |     | -5  |     |      |     | -31  |   |   |   |     | +10 |     | s                                         |                                                  |        |
| 13. % Capacity utilisation                   | =         |   |   |     |     |     | 63.4 |     | 85.0 |   |   |   |     |     |     | %                                         | Utilisation de la capacité                       | 13.    |
| 14. Raw material stocks                      | =         |   |   |     |     |     | 98   |     | 94   |   |   |   |     |     |     | =                                         | Stocks de matières premières                     | 14.    |
|                                              | b         |   |   |     |     |     |      |     | +4   |   |   |   |     |     | +8  | s                                         |                                                  |        |


Leather and leather goods industry

Industrie du cuir

| MONTH →                                      | CE |     |     | D   |     |     | F    |     |     | I   |     |     | UK   |     |     | 17.5 ← | Series code<br>Codes séries |                                                                          |     |  |
|----------------------------------------------|----|-----|-----|-----|-----|-----|------|-----|-----|-----|-----|-----|------|-----|-----|--------|-----------------------------|--------------------------------------------------------------------------|-----|--|
|                                              | N  | D   | J   | N   | D   | J   | N    | D   | J   | N   | D   | J   | N    | D   | J   | ← MOIS |                             |                                                                          |     |  |
| 1. Production trend                          | =  |     |     | 58  | 73  | 86  | 67   | 63  | 71  | 63  | 69  | 80  | 70   |     |     |        | 13                          | = Tendance de la production                                              | 1.  |  |
|                                              | b  |     |     |     | +5  | -6  | -29  | +23 | +15 | +23 | -13 | -4  | -12  |     |     |        | +21                         | s                                                                        |     |  |
| 2. Order books                               | =  | 46  | 57  | 48  | 27  | 48  | 35   | 49  | 59  | 58  | 54  | 77  | 44   | 59  | 38  | 52     |                             | = Carnet de commandes, total                                             | 2.  |  |
|                                              | b  | -14 | -15 | -18 | -27 | -32 | -25  | -1  | -9  | -18 | +2  | -7  | -22  | -41 | -14 | -4     |                             | s                                                                        |     |  |
| 3. Export order books                        | =  | 52  | 51  | 41  | 39  | 39  | 27   | 64  | 50  | 40  | 31  | 61  | 37   | 86  | 41  | 52     |                             | = Carnets de commandes étrangères                                        | 3.  |  |
|                                              | b  |     | -17 | -25 | -37 | -37 | -47  | +14 | -24 | -26 | +21 | -1  | -25  | -14 | +3  |        |                             | s                                                                        |     |  |
| 4. Stocks of finished products               | =  | 67  | 73  | 65  | 61  | 61  | 62   | 59  | 82  | 79  | 74  | 71  | 47   | 82  | 75  | 59     |                             | = Stocks de produits finis                                               | 4.  |  |
|                                              | b  | +1  | +11 | +19 | +15 | +15 | +26  | -27 | +8  | +5  | +26 | +27 | +13  | -9  | +41 |        |                             | s                                                                        |     |  |
| 5. Production expectations                   | =  | 76  | 65  | 71  | 86  | 72  | 85   | 67  | 55  | 63  | 81  | 69  | 65   | 76  | 65  | 67     |                             | = Perspectives d'évolution de la production                              | 5.  |  |
|                                              | b  | +2  | -3  | +3  | -2  | -18 | +3   | -11 | -11 | -13 | +15 | +1  | +27  | +8  | +35 | +7     |                             | s                                                                        |     |  |
| 6. Selling-price expectations                | =  | 36  | 26  | 41  | 45  | 36  | 51   | 41  | 23  | 27  | 26  | 15  | 8    | 22  | 33  | 87     |                             | = Perspectives d'évolution des prix de vente                             | 6.  |  |
|                                              | b  | +62 | +64 | +59 | +53 | +64 | +49  | +59 | +77 | +73 | +74 | +77 | +92  | +62 | +19 | +13    |                             | s                                                                        |     |  |
| 7. Employment expectations                   | =  | 76  |     |     | 92  |     |      | 62  |     |     | 79  |     |      | 70  |     |        |                             | = Perspectives d'évolution de l'emploi                                   | 7.  |  |
|                                              | b  | -12 |     |     | -6  |     |      | -36 |     |     | -21 |     |      | +30 |     |        |                             | s                                                                        |     |  |
| 8. Limits to production                      |    |     |     |     | 74  |     |      |     |     |     | 49  |     |      | 10  |     |        |                             | aucune demande main d'œuvre équipement } Facteurs limitant la production | 8.  |  |
| to demand                                    | —  | 32  |     |     | 23  |     |      | 76  |     |     | 73  |     |      | 73  |     |        |                             |                                                                          |     |  |
| labour                                       | —  | 60  |     |     | 2   |     |      | 9   |     |     |     |     |      | 17  |     |        |                             |                                                                          |     |  |
| equipment                                    | —  | 6   |     |     | 2   |     |      | 15  |     |     |     |     |      |     |     |        |                             |                                                                          |     |  |
| 9. Adequacy of production capacity           | =  |     |     |     |     |     | 54   |     |     |     |     |     | 43   |     |     | 67     |                             | = Suffisance de la capacité de production                                | 9.  |  |
|                                              | b  |     |     |     |     |     | +44  |     |     |     |     |     | -7   |     | +33 |        | s                           |                                                                          |     |  |
| 10. Duration in months of assured production | =  |     |     |     |     |     | 2.0  |     |     |     |     |     | 3.6  |     |     | 2.0    |                             | = Durée de production assurée, en mois                                   | 10. |  |
| 11. New orders                               | =  |     |     |     | 33  | 60  |      | 42  |     |     |     |     |      | 32  |     |        |                             | = Commandes nouvelles                                                    | 11. |  |
|                                              | b  |     |     |     | +15 | -24 |      | -28 |     |     |     |     |      | +2  |     |        |                             | s                                                                        |     |  |
| 12. Export orders' expectations              | =  |     |     |     | 73  | 81  |      |     |     |     |     |     | 63   |     |     | 71     |                             | = Perspectives d'évolution de commandes étrangères                       | 12. |  |
|                                              | b  |     |     |     | +5  | +9  |      |     |     |     |     |     | +29  |     | +29 |        |                             | s                                                                        |     |  |
| 13. % Capacity utilisation                   | =  |     |     |     |     |     | 81.7 |     |     |     |     |     | 89.7 |     |     |        |                             | = % Utilisation de la capacité                                           | 13. |  |
| 14. Raw material stocks                      | =  |     |     |     |     |     |      |     |     |     |     |     | 65   |     |     |        |                             | = Stocks de matières premières                                           | 14. |  |
|                                              | b  |     |     |     |     |     |      |     |     |     |     |     | -13  |     |     |        | s                           |                                                                          |     |  |

| MONTH →                                      | DK |     |   | IRL |     |   | NL |   |   | B   |     |      | L |   |   | ← MOIS |  |                                                                          |     |  |
|----------------------------------------------|----|-----|---|-----|-----|---|----|---|---|-----|-----|------|---|---|---|--------|--|--------------------------------------------------------------------------|-----|--|
|                                              | N  | D   | J | N   | D   | J | N  | D | J | N   | D   | J    | N | D | J |        |  |                                                                          |     |  |
| 1. Production trend                          | =  |     |   | 1   | 1   |   |    |   |   | 98  | 42  | 98   |   |   |   |        |  | = Tendance de la production                                              | 1.  |  |
|                                              | b  |     |   | +97 | +97 |   |    |   |   | +58 |     |      |   |   |   |        |  | s                                                                        |     |  |
| 2. Order books                               | =  |     |   | 98  | 98  |   |    |   |   | 76  | 76  | 78   |   |   |   |        |  | = Carnet de commandes, total                                             | 2.  |  |
|                                              | b  |     |   |     |     |   |    |   |   | -24 | -24 | -22  |   |   |   |        |  | s                                                                        |     |  |
| 3. Export order books                        | =  |     |   | 98  | 1   |   |    |   |   | 81  | 81  | 81   |   |   |   |        |  | = Carnets de commandes étrangères                                        | 3.  |  |
|                                              | b  |     |   |     | -97 |   |    |   |   | -19 | -19 | -19  |   |   |   |        |  | s                                                                        |     |  |
| 4. Stocks of finished products               | =  |     |   | 98  | 98  |   |    |   |   | 85  | 85  | 82   |   |   |   |        |  | = Stocks de produits finis                                               | 4.  |  |
|                                              | b  |     |   |     |     |   |    |   |   | +15 | +15 | +18  |   |   |   |        |  | s                                                                        |     |  |
| 5. Production expectations                   | =  |     |   | 98  | 98  |   |    |   |   | 42  | 98  | 98   |   |   |   |        |  | = Perspectives d'évolution de la production                              | 5.  |  |
|                                              | b  |     |   |     |     |   |    |   |   | +58 |     |      |   |   |   |        |  | s                                                                        |     |  |
| 6. Selling-price expectations                | =  |     |   | 1   | 1   |   |    |   |   | 27  | 19  | 78   |   |   |   |        |  | = Perspectives d'évolution des prix de vente                             | 6.  |  |
|                                              | b  |     |   | +97 | +97 |   |    |   |   | +73 | +81 | +22  |   |   |   |        |  | s                                                                        |     |  |
| 7. Employment expectations                   | =  | 67  |   |     | 98  |   |    |   |   | 98  |     |      |   |   |   |        |  | = Perspectives d'évolution de l'emploi                                   | 7.  |  |
|                                              | b  | +33 |   |     |     |   |    |   |   |     |     |      |   |   |   |        |  | s                                                                        |     |  |
| 8. Limits to production                      |    |     |   |     | 100 |   |    |   |   |     |     |      |   |   |   |        |  | aucune demande main d'œuvre équipement } Facteurs limitant la production | 8.  |  |
| to demand                                    | —  | 40  |   |     |     |   |    |   |   | 100 |     |      |   |   |   |        |  |                                                                          |     |  |
| labour                                       | —  | 11  |   |     |     |   |    |   |   |     |     |      |   |   |   |        |  |                                                                          |     |  |
| equipment                                    | —  | 49  |   |     |     |   |    |   |   |     |     |      |   |   |   |        |  |                                                                          |     |  |
| 9. Adequacy of production capacity           | =  |     |   |     |     |   |    |   |   |     |     | 66   |   |   |   |        |  | = Suffisance de la capacité de production                                | 9.  |  |
|                                              | b  |     |   |     |     |   |    |   |   |     |     | -6   |   |   |   |        |  | s                                                                        |     |  |
| 10. Duration in months of assured production | =  |     |   |     |     |   |    |   |   |     |     | 2.4  |   |   |   |        |  | = Durée de production assurée, en mois                                   | 10. |  |
| 11. New orders                               | =  |     |   |     |     |   |    |   |   |     |     | 63   |   |   |   |        |  | = Commandes nouvelles                                                    | 11. |  |
|                                              | b  |     |   |     |     |   |    |   |   |     |     | +37  |   |   |   |        |  | s                                                                        |     |  |
| 12. Export orders' expectations              | =  |     |   |     |     |   |    |   |   |     |     |      |   |   |   |        |  | = Perspectives d'évolution de commandes étrangères                       | 12. |  |
|                                              | b  |     |   |     |     |   |    |   |   |     |     |      |   |   |   |        |  | s                                                                        |     |  |
| 13. % Capacity utilisation                   | =  |     |   |     |     |   |    |   |   |     |     | 85.0 |   |   |   |        |  | = % Utilisation de la capacité                                           | 13. |  |
| 14. Raw material stocks                      | =  |     |   |     |     |   |    |   |   |     |     | 90   |   |   |   |        |  | = Stocks de matières premières                                           | 14. |  |
|                                              | b  |     |   |     |     |   |    |   |   |     |     | +10  |   |   |   |        |  | s                                                                        |     |  |



Processing of plastics


6

Transformation des matières plastiques

| MONTH →                                      | CE        |     |     | D   |      |     | F   |     |     | I   |     |      | UK  |     |                                                    | 18.6                                         | Series code<br>Codes séries     |
|----------------------------------------------|-----------|-----|-----|-----|------|-----|-----|-----|-----|-----|-----|------|-----|-----|----------------------------------------------------|----------------------------------------------|---------------------------------|
|                                              | N         | D   | J   | N   | D    | J   | N   | D   | J   | N   | D   | J    | N   | D   | J                                                  | ← MOIS                                       |                                 |
| 1. Production trend                          | =         |     | 49  | 57  | 55   | 49  | 53  | 67  | 54  | 41  | 62  | 53   |     |     | 37                                                 | = Tendance de la production                  | 1                               |
|                                              | b         |     | -15 | -17 | -29  | -41 | +15 | +1  | -8  | -19 | -14 | -27  |     |     | +45                                                | s                                            |                                 |
| 2. Order books                               | =         | 30  | 33  | 35  | 23   | 30  | 32  | 43  | 49  | 54  | 45  | 24   | 19  | 15  | 28                                                 | = Carnet de commandes, total                 | 2.                              |
|                                              | b         | -54 | -55 | -55 | -69  | -70 | -66 | -31 | -33 | -32 | -41 | -54  | -71 | -71 | -56                                                | -66                                          | s                               |
| 3. Export order books                        | =         | 44  | 41  | 47  | 46   | 45  | 48  | 60  | 70  | 54  | 44  | 24   | 23  | 11  | 21                                                 | = Carnets de commandes étrangères            | 3                               |
|                                              | b         | -38 | -45 | -41 | -52  | -53 | -52 | -16 | -18 | -26 | -48 | -62  | -77 | -63 | -73                                                | -16                                          | s                               |
| 4. Stocks of finished products               | =         | 71  | 71  | 73  | 69   | 71  | 73  | 80  | 73  | 62  | 53  | 61   | 81  | 80  | 79                                                 | = Stocks de produits finis                   | 4.                              |
|                                              | b         | +13 | +19 | +15 | +27  | +27 | +25 | +4  | +7  | +20 | -5  | +21  | -9  | +14 | +15                                                | +11                                          | s                               |
| 5. Production expectations                   | =         | 62  | 55  | 67  | 61   | 61  | 69  | 70  | 73  | 55  | 76  | 31   | 62  | 44  | 41                                                 | = Perspectives d'évolution de la production  | 5.                              |
|                                              | b         | -12 | -13 | -5  | -33  | -27 | -9  | -14 | -5  | +1  | -8  | -55  | -22 | +34 | +37                                                | +13                                          | s                               |
| 6. Selling-price expectations                | =         | 43  | 38  | 39  | 56   | 50  | 47  | 25  | 40  | 42  | 46  | 5    | 33  | 34  | 32                                                 | = Perspectives d'évolution des prix de vente | 6.                              |
|                                              | b         | +51 | +54 | +55 | +30  | +42 | +51 | +75 | +48 | +42 | +48 | +81  | +55 | +62 | +64                                                | +77                                          | s                               |
| 7. Employment expectations                   | =         | 63  |     |     | 69   |     |     | 56  |     |     | 58  |      |     | 58  |                                                    | = Perspectives d'évolution de l'emploi       | 7                               |
|                                              | b         | -29 |     |     | -29  |     |     | -38 |     |     | -34 |      |     | -26 |                                                    | s                                            |                                 |
| 8. Limits to production                      | none      | 26  |     |     | 53   |     |     |     |     | 29  |     |      |     | 2   |                                                    | aucune demande main d'œuvre équipement       | Facteurs limitant la production |
|                                              | demand    | 72  |     |     | 49   |     |     | 84  |     | 98  |     |      |     | 94  |                                                    |                                              |                                 |
|                                              | labour    | 4   |     |     | 6    |     |     | 7   |     |     |     |      |     | 1   |                                                    |                                              |                                 |
|                                              | equipment | 5   |     |     | 5    |     |     | 9   |     | 5   |     |      |     | 4   |                                                    |                                              |                                 |
| 9. Adequacy of production capacity           | =         |     |     |     |      |     | 50  |     |     |     |     | 53   |     | 31  | = Suffisance de la capacité de production          | 9.                                           |                                 |
|                                              | b         |     |     |     |      |     | +44 |     |     |     |     | +33  |     | +57 | s                                                  |                                              |                                 |
| 10. Duration in months of assured production | =         |     |     |     |      |     | 1.3 |     |     |     |     | 2.5  |     | 1.0 | = Durée de production assurée, en mois             | 10.                                          |                                 |
| 11. New orders                               | =         |     |     |     | 45   | 48  |     |     |     |     |     | 39   |     | 33  | = Commandes nouvelles                              | 11.                                          |                                 |
|                                              | b         |     |     |     | -37  | -34 |     |     |     |     |     | -59  |     | +41 | s                                                  |                                              |                                 |
| 12. Export orders' expectations              | =         |     |     |     | 80   | 79  |     |     |     |     |     | 51   |     | 49  | = Perspectives d'évolution de commandes étrangères | 12.                                          |                                 |
|                                              | b         |     |     |     | -8   | +1  |     |     |     |     |     | -35  |     | +33 | s                                                  |                                              |                                 |
| 13. % Capacity utilisation                   | =         |     |     |     | 69.5 |     |     |     |     |     |     | 73.8 |     |     | = % Utilisation de la capacité                     | 13.                                          |                                 |
| 14. Raw material stocks                      | =         |     |     |     |      |     |     |     |     |     |     | 77   |     |     | = Stocks de matières premières                     | 14.                                          |                                 |
|                                              | b         |     |     |     |      |     |     |     |     |     |     | +17  |     |     | s                                                  |                                              |                                 |

| MONTH →                                      | DK        |    |   | IRL |      |     | NL  |     |      | B   |     |      | L   |      |                                                    | ← MOIS                                       |                                 |
|----------------------------------------------|-----------|----|---|-----|------|-----|-----|-----|------|-----|-----|------|-----|------|----------------------------------------------------|----------------------------------------------|---------------------------------|
|                                              | N         | D  | J | N   | D    | J   | N   | D   | J    | N   | D   | J    | N   | D    | J                                                  |                                              |                                 |
| 1. Production trend                          | =         |    |   | 76  | 31   | 42  | 68  | 66  | 47   | 78  | 53  | 65   | 98  | 88   | 68                                                 | = Tendance de la production                  | 1.                              |
|                                              | b         |    |   | -22 | -69  | -58 | +12 | +4  | -29  | -4  | -27 | -33  |     | -12  |                                                    | s                                            |                                 |
| 2. Order books                               | =         |    |   | 6   | 10   |     | 31  | 41  | 26   | 46  | 9   | 43   | 86  | 96   | 80                                                 | = Carnet de commandes, total                 | 2.                              |
|                                              | b         |    |   | -94 | -90  | -84 | -41 | -29 | -42  |     | -47 | -15  | -14 | -4   | +12                                                | s                                            |                                 |
| 3. Export order books                        | =         |    |   | 2   | 23   | 1   |     |     |      | 49  | 19  | 33   | 62  | 66   | 73                                                 | = Carnets de commandes étrangères            | 3.                              |
|                                              | b         |    |   | -88 | -77  | -97 |     |     |      | +27 | -17 | -5   | -38 | -34  | +17                                                | s                                            |                                 |
| 4. Stocks of finished products               | =         |    |   | 29  | 43   | 75  | 61  | 62  | 69   | 72  | 70  | 70   | 98  | 83   | 67                                                 | = Stocks de produits finis                   | 4.                              |
|                                              | b         |    |   | +71 | +57  | +9  | +37 | +36 | +27  | -16 | -14 | -14  |     | -17  | -25                                                | s                                            |                                 |
| 5. Production expectations                   | =         |    |   | 24  | 35   | 50  | 59  | 58  | 70   | 66  | 47  | 78   | 86  | 20   | 98                                                 | = Perspectives d'évolution de la production  | 5.                              |
|                                              | b         |    |   | -76 | -63  | -16 | -15 | +4  | -6   | -30 | -53 | -18  | -14 | -48  |                                                    | s                                            |                                 |
| 6. Selling-price expectations                | =         |    |   | 66  | 68   | 75  |     |     |      | 53  | 46  | 57   | 24  | 84   | 68                                                 | = Perspectives d'évolution des prix de vente | 6.                              |
|                                              | b         |    |   | -4  | +32  | +25 |     |     |      | +37 | +44 | +33  | +75 | +16  | +32                                                | s                                            |                                 |
| 7. Employment expectations                   | =         | 58 |   |     | 29   |     | 73  |     |      | 79  |     |      | 84  |      |                                                    | = Perspectives d'évolution de l'emploi       | 7.                              |
|                                              | b         | -2 |   |     | -71  |     | -23 |     |      | -21 |     |      | +16 |      |                                                    | s                                            |                                 |
| 8. Limits to production                      | none      | 31 |   |     | 28   |     | 50  |     |      |     |     |      | 16  |      |                                                    | aucune demande main d'œuvre équipement       | Facteurs limitant la production |
|                                              | demand    | 57 |   |     | 100  |     | 40  |     |      | 78  |     |      | 68  |      |                                                    |                                              |                                 |
|                                              | labour    | 11 |   |     |      |     | 4   |     |      |     |     |      |     |      |                                                    |                                              |                                 |
|                                              | equipment |    |   |     |      |     | 6   |     |      |     |     |      | 16  |      |                                                    |                                              |                                 |
| 9. Adequacy of production capacity           | =         |    |   |     |      |     | 59  |     | 41   |     |     | 24   |     | 80   | = Suffisance de la capacité de production          | 9.                                           |                                 |
|                                              | b         |    |   |     |      |     | +25 |     | +45  |     |     | +32  |     | -12  | s                                                  |                                              |                                 |
| 10. Duration in months of assured production | =         |    |   |     |      |     | .6  |     | 1.2  |     |     | 2.2  |     | 1.6  | = Durée de production assurée, en mois             | 10.                                          |                                 |
| 11. New orders                               | =         |    |   |     | 25   |     |     |     | 41   |     |     | 24   |     | 96   | = Commandes nouvelles                              | 11.                                          |                                 |
|                                              | b         |    |   |     | -75  |     |     |     | -17  |     |     | -20  |     | -4   | s                                                  |                                              |                                 |
| 12. Export orders' expectations              | =         |    |   |     | 1    |     |     |     | 44   |     |     |      |     | 73   | = Perspectives d'évolution de commandes étrangères | 12.                                          |                                 |
|                                              | b         |    |   |     | +27  |     |     |     | +22  |     |     |      |     | +17  | s                                                  |                                              |                                 |
| 13. % Capacity utilisation                   | =         |    |   |     | 65.0 |     |     |     | 73.0 |     |     | 72.0 |     | 82.0 | = % Utilisation de la capacité                     | 13.                                          |                                 |
| 14. Raw material stocks                      | =         |    |   |     | 83   |     |     |     | 82   |     |     | 71   |     | 84   | = Stocks de matières premières                     | 14.                                          |                                 |
|                                              | b         |    |   |     | +17  |     |     |     | +18  |     |     | -15  |     | -3   | s                                                  |                                              |                                 |



Mineral oil refining


7

Raffinage de pétrole

| MONTH                                        | CE |           |     | D   |     |     | F    |     |     | I   |     |     | UK   |     |     | 19.7 | Series code<br>Codes séries |                                                  |                                 |
|----------------------------------------------|----|-----------|-----|-----|-----|-----|------|-----|-----|-----|-----|-----|------|-----|-----|------|-----------------------------|--------------------------------------------------|---------------------------------|
|                                              | N  | D         | J   | N   | D   | J   | N    | D   | J   | N   | D   | J   | N    | D   | J   | ←    | ← MOIS                      |                                                  |                                 |
| 1. Production trend                          | =  |           | 73  | 90  | 90  | 69  | 87   | 77  | 82  | 66  | 1   | 21  |      |     | 54  | =    | Tendance de la production   | 1.                                               |                                 |
|                                              | b  |           | -9  | -8  | +10 | -29 | +7   | +9  | +4  | -22 | -71 | -79 |      |     | -36 | s    |                             |                                                  |                                 |
| 2. Order books                               | =  | 53        | 48  | 38  | 96  | 96  | 96   | 51  | 45  | 35  | 71  | 14  | 20   | 31  | 47  | 17   | =                           | Carnet de commandes, total                       | 2.                              |
|                                              | b  | -47       | -52 | -56 | -4  | -4  | -4   | -49 | -55 | -55 | -29 | -86 | -80  | -69 | -53 | -83  | s                           |                                                  |                                 |
| 3. Export order books                        | =  | 60        | 59  | 44  | 98  | 98  | 98   | 51  |     | 36  | 64  | 64  | 21   | 79  | 68  | 33   | =                           | Carnets de commandes étrangères                  | 3.                              |
|                                              | b  | -20       | -17 | -52 |     |     |      | -49 | -58 | -64 | -34 | -36 | -79  | +3  |     | -51  | s                           |                                                  |                                 |
| 4. Stocks of finished products               | =  | 79        | 80  | 88  | 71  | 98  | 96   | 85  | 82  | 91  | 18  | 50  | 99   | 81  | 72  | 72   | =                           | Stocks de produits finis                         | 4.                              |
|                                              | b  | +19       | +18 | +10 | +29 |     | +4   | +15 | +18 | +9  | +82 | +50 | +1   | +19 | +28 | +28  | s                           |                                                  |                                 |
| 5. Production expectations                   | =  | 84        | 77  | 74  | 98  | 99  | 70   | 88  | 78  | 74  | 72  | 45  | 51   | 63  | 71  | 86   | =                           | Perspectives d'évolution de la production        | 5.                              |
|                                              | b  | -8        | -19 | -20 |     | +1  | +10  | -10 | -22 | -26 | -16 | -41 | -49  | -1  | -9  | -4   | s                           |                                                  |                                 |
| 6. Selling-price expectations                | =  | 26        | 52  | 51  | 33  | 1   | 65   | 20  | 54  | 40  | 1   | 1   | 97   | 55  | 87  | 78   | =                           | Perspectives d'évolution des prix de vente       | 6.                              |
|                                              | b  | +66       | +32 | -23 | -13 | -73 | +23  | +80 | +46 | -34 | +99 | +99 | +3   | +45 | +13 | -4   | s                           |                                                  |                                 |
| 7. Employment expectations                   | =  | 62        |     |     | 98  |     |      | 59  |     |     | 98  |     |      | 43  |     |      | =                           | Perspectives d'évolution de l'emploi             | 7.                              |
|                                              | b  | -24       |     |     |     |     |      | -23 |     |     | -2  |     |      | -47 |     |      | s                           |                                                  |                                 |
| 8. Limits to production                      |    | none      | 9   |     | 69  |     |      |     |     | 12  |     |     |      | 10  |     |      |                             | aucune                                           | Facteurs limitant la production |
|                                              |    | demand    | 87  |     | 32  |     |      | 100 |     | 10  |     |     |      | 89  |     |      |                             | demande                                          |                                 |
|                                              |    | labour    | 1   |     | 9   |     |      |     |     |     |     |     |      |     |     |      |                             | main d'œuvre                                     |                                 |
|                                              |    | equipment | 1   |     | 9   |     |      |     |     |     |     |     |      |     |     |      |                             | équipement                                       |                                 |
| 9. Adequacy of production capacity           | =  |           |     |     |     |     | 29   |     |     |     |     |     | 21   |     |     | 15   | =                           | Suffisance de la capacité de production          | 9.                              |
|                                              | b  |           |     |     |     |     | +71  |     |     |     |     |     | +79  |     |     | +79  | s                           |                                                  |                                 |
| 10. Duration in months of assured production |    |           |     |     |     |     | 1.0  |     |     |     |     |     | 4.9  |     |     | 2.0  | =                           | Durée de production assurée, en mois             | 10.                             |
| 11. New orders                               | =  |           |     |     | 59  | 77  |      |     |     |     |     |     | 98   |     |     | 49   | =                           | Commandes nouvelles                              | 11.                             |
|                                              | b  |           |     |     | -1  | -23 |      |     |     |     |     |     | -2   |     |     | -51  | s                           |                                                  |                                 |
| 12. Export orders' expectations              | =  |           |     |     | 98  | 98  |      |     |     |     |     |     | 66   |     |     | 93   | =                           | Perspectives d'évolution de commandes étrangères | 12.                             |
|                                              | b  |           |     |     |     |     |      |     |     |     |     |     | +34  |     |     | +3   | s                           |                                                  |                                 |
| 13. % Capacity utilisation                   |    |           |     |     |     |     | 62.6 |     |     |     |     |     | 58.4 |     |     |      | =                           | % Utilisation de la capacité                     | 13.                             |
| 14. Raw material stocks                      | =  |           |     |     |     |     |      |     |     |     |     |     | 98   |     |     |      | =                           | Stocks de matières premières                     | 14.                             |
|                                              | b  |           |     |     |     |     |      |     |     |     |     |     |      |     |     |      | s                           |                                                  |                                 |

| MONTH                                        | DK |           |    | IRL |   |   | NL |   |   | B   |     |     | L |   |   | ← MOIS |                                                  |              |                                 |
|----------------------------------------------|----|-----------|----|-----|---|---|----|---|---|-----|-----|-----|---|---|---|--------|--------------------------------------------------|--------------|---------------------------------|
|                                              | N  | D         | J  | N   | D | J | N  | D | J | N   | D   | J   | N | D | J |        |                                                  |              |                                 |
| 1. Production trend                          | =  |           |    |     |   |   |    |   |   | 66  | 22  | 41  |   |   |   | =      | Tendance de la production                        | 1.           |                                 |
|                                              | b  |           |    |     |   |   |    |   |   | -6  | -42 | +7  |   |   |   | s      |                                                  |              |                                 |
| 2. Order books                               | =  |           |    |     |   |   |    |   |   | 45  | 35  | 90  |   |   |   | =      | Carnet de commandes, total                       | 2.           |                                 |
|                                              | b  |           |    |     |   |   |    |   |   | -11 | -21 | -10 |   |   |   | s      |                                                  |              |                                 |
| 3. Export order books                        | =  |           |    |     |   |   |    |   |   | 10  | 67  | 57  |   |   |   | =      | Carnets de commandes étrangères                  | 3.           |                                 |
|                                              | b  |           |    |     |   |   |    |   |   | -16 | +13 | -43 |   |   |   | s      |                                                  |              |                                 |
| 4. Stocks of finished products               | =  |           |    |     |   |   |    |   |   | 47  | 58  | 52  |   |   |   | =      | Stocks de produits finis                         | 4.           |                                 |
|                                              | b  |           |    |     |   |   |    |   |   | -53 | -42 | -44 |   |   |   | s      |                                                  |              |                                 |
| 5. Production expectations                   | =  |           |    |     |   |   |    |   |   | 25  | 37  | 23  |   |   |   | =      | Perspectives d'évolution de la production        | 5.           |                                 |
|                                              | b  |           |    |     |   |   |    |   |   | -75 | -63 | -49 |   |   |   | s      |                                                  |              |                                 |
| 6. Selling-price expectations                | =  |           |    |     |   |   |    |   |   |     |     |     |   |   |   | =      | Perspectives d'évolution des prix de vente       | 6.           |                                 |
|                                              | b  |           |    |     |   |   |    |   |   |     |     |     |   |   |   | s      |                                                  |              |                                 |
| 7. Employment expectations                   | =  | 80        |    |     |   |   |    |   |   |     |     |     |   |   |   | =      | Perspectives d'évolution de l'emploi             | 7.           |                                 |
|                                              | b  | -20       |    |     |   |   |    |   |   |     |     |     |   |   |   | s      |                                                  |              |                                 |
| 8. Limits to production                      |    | none      | 65 |     |   |   |    |   |   |     |     |     |   |   |   |        |                                                  | aucune       | Facteurs limitant la production |
|                                              |    | demand    | 25 |     |   |   |    |   |   |     |     |     |   |   |   |        |                                                  | demande      |                                 |
|                                              |    | labour    |    |     |   |   |    |   |   |     |     |     |   |   |   |        |                                                  | main d'œuvre |                                 |
|                                              |    | equipment | 10 |     |   |   |    |   |   |     |     |     |   |   |   |        |                                                  | équipement   |                                 |
| 9. Adequacy of production capacity           | =  |           |    |     |   |   |    |   |   |     |     |     |   |   |   | =      | Suffisance de la capacité de production          | 9.           |                                 |
|                                              | b  |           |    |     |   |   |    |   |   |     |     |     |   |   |   | s      |                                                  |              |                                 |
| 10. Duration in months of assured production |    |           |    |     |   |   |    |   |   |     |     |     |   |   |   | =      | Durée de production assurée, en mois             | 10.          |                                 |
| 11. New orders                               | =  |           |    |     |   |   |    |   |   |     |     |     |   |   |   | =      | Commandes nouvelles                              | 11.          |                                 |
|                                              | b  |           |    |     |   |   |    |   |   |     |     |     |   |   |   | s      |                                                  |              |                                 |
| 12. Export orders' expectations              | =  |           |    |     |   |   |    |   |   |     |     |     |   |   |   | =      | Perspectives d'évolution de commandes étrangères | 12.          |                                 |
|                                              | b  |           |    |     |   |   |    |   |   |     |     |     |   |   |   | s      |                                                  |              |                                 |
| 13. % Capacity utilisation                   |    |           |    |     |   |   |    |   |   |     |     |     |   |   |   | =      | % Utilisation de la capacité                     | 13.          |                                 |
| 14. Raw material stocks                      | =  |           |    |     |   |   |    |   |   |     |     |     |   |   |   | =      | Stocks de matières premières                     | 14.          |                                 |
|                                              | b  |           |    |     |   |   |    |   |   |     |     |     |   |   |   | s      |                                                  |              |                                 |





Production and preliminary processing of metals


8

Production et première transformation des métaux

| MONTH                                        | CE        |     |     | D   |      |     | F   |     |     | I   |     |      | UK  |     |     | 20.8   | Series code<br>Codes séries                      |                                            |    |
|----------------------------------------------|-----------|-----|-----|-----|------|-----|-----|-----|-----|-----|-----|------|-----|-----|-----|--------|--------------------------------------------------|--------------------------------------------|----|
|                                              | N         | D   | J   | N   | D    | J   | N   | D   | J   | N   | D   | J    | N   | D   | J   | ← MOIS |                                                  |                                            |    |
| 1. Production trend                          | =         |     | 44  | 75  | 78   | 54  | 77  | 35  | 39  | 20  | 29  | 20   |     |     | 49  | =      | Tendance de la production                        | 1.                                         |    |
|                                              | b         |     | -18 | -15 | -18  | -36 | -15 | -55 | -45 | -18 | -35 | +8   |     |     | +13 | s      |                                                  |                                            |    |
| 2. Order books                               | =         | 27  | 23  | 25  | 19   | 13  | 12  | 17  | 16  | 27  | 15  | 13   | 59  | 44  | 45  | 15     | =                                                | Carnet de commandes, total                 | 2. |
|                                              | b         | -57 | -69 | -67 | -81  | -87 | -84 | -55 | -74 | -63 | -5  | -49  | -25 | -56 | -53 | -81    | s                                                |                                            |    |
| 3. Export order books                        | =         | 30  | 21  | 23  | 18   | 13  | 13  | 16  | 15  | 17  | 15  | 28   | 24  | 44  | 19  | 30     | =                                                | Carnets de commandes étrangères            | 3. |
|                                              | b         | -50 | -67 | -69 | -82  | -85 | -85 | -44 | -69 | -69 | +1  | -18  | -68 | -36 | -65 | -62    | s                                                |                                            |    |
| 4. Stocks of finished products               | =         | 82  | 78  | 84  | 86   | 84  | 88  | 83  | 77  | 94  | 64  | 54   | 79  | 89  | 86  | 73     | =                                                | Stocks de produits finis                   | 4. |
|                                              | b         | +2  | +4  | +12 | +8   | +12 | +10 | +15 | +9  | +6  | -22 | -18  | +15 | +3  | +4  | +19    | s                                                |                                            |    |
| 5. Production expectations                   | =         | 74  | 74  | 74  | 85   | 65  | 87  | 78  | 89  | 54  | 52  | 61   | 82  | 67  | 86  | 75     | =                                                | Perspectives d'évolution de la production  | 5. |
|                                              | b         | -10 | -16 | -6  | -15  | -33 | -7  | -18 | -9  | -30 | -22 | -13  |     | +23 | +4  | +11    | s                                                |                                            |    |
| 6. Selling-price expectations                | =         | 32  | 28  | 32  | 29   | 31  | 26  | 27  | 19  | 27  | 44  | 40   | 57  | 39  | 24  | 35     | =                                                | Perspectives d'évolution des prix de vente | 6. |
|                                              | b         | +62 | +66 | +62 | +59  | +65 | +64 | +73 | +75 | +69 | +48 | +54  | +29 | +59 | +68 | +63    | s                                                |                                            |    |
| 7. Employment expectations                   | =         | 42  |     |     | 50   |     |     | 27  |     |     | 48  |      |     | 24  |     |        | =                                                | Perspectives d'évolution de l'emploi       | 7. |
|                                              | b         | -54 |     |     | -50  |     |     | -59 |     | -50 |     |      |     | -72 |     |        | s                                                |                                            |    |
| 8. Limits to production                      | none      | 13  |     |     | 22   |     |     |     |     | 34  |     |      |     | 2   |     |        | aucune                                           | Facteurs limitant la production            | 8. |
|                                              | demand    | 82  |     |     | 75   |     |     | 97  |     | 96  |     |      |     | 68  |     |        | demande                                          |                                            |    |
|                                              | labour    | 2   |     |     | 4    |     |     |     |     | 2   |     |      |     | 1   |     |        | main d'œuvre                                     |                                            |    |
|                                              | equipment | 7   |     |     | 1    |     |     | 3   |     | 1   |     |      |     | 30  |     |        | équipement                                       |                                            |    |
| 9. Adequacy of production capacity           | =         |     |     |     |      |     | 32  |     |     |     |     | 64   |     |     | 22  | =      | Suffisance de la capacité de production          | 9.                                         |    |
|                                              | b         |     |     |     |      |     | +68 |     |     |     |     | +32  |     |     | +76 | s      |                                                  |                                            |    |
| 10. Duration in months of assured production | =         |     |     |     |      |     | 1.7 |     |     |     |     | 3.1  |     |     | 2.0 | =      | Durée de production assurée, en mois             | 10.                                        |    |
| 11. New orders                               | =         |     |     |     | 69   | 51  |     |     |     |     |     | 30   |     |     | 43  | =      | Commandes nouvelles                              | 11.                                        |    |
|                                              | b         |     |     |     | -21  | -39 |     |     |     |     |     | -62  |     |     | +9  | s      |                                                  |                                            |    |
| 12. Export orders' expectations              | =         |     |     |     | 53   | 91  |     |     |     |     |     | 78   |     |     | 68  | =      | Perspectives d'évolution de commandes étrangères | 12.                                        |    |
|                                              | b         |     |     |     | -25  | -5  |     |     |     |     |     | -10  |     |     | +8  | s      |                                                  |                                            |    |
| 13. % Capacity utilisation                   | =         |     |     |     | 69.8 |     |     |     |     |     |     | 80.3 |     |     |     | =      | % Utilisation de la capacité                     | 13.                                        |    |
| 14. Raw material stocks                      | =         |     |     |     |      |     |     |     |     |     |     | 91   |     |     |     | =      | Stocks de matières premières                     | 14.                                        |    |
|                                              | b         |     |     |     |      |     |     |     |     |     |     | -5   |     |     |     | s      |                                                  |                                            |    |

| MONTH                                        | DK        |    |   | IRL |     |      | NL  |     |      | B   |      |     | L   |      |     | ← MOIS                                           |                                            |    |
|----------------------------------------------|-----------|----|---|-----|-----|------|-----|-----|------|-----|------|-----|-----|------|-----|--------------------------------------------------|--------------------------------------------|----|
|                                              | N         | D  | J | N   | D   | J    | N   | D   | J    | N   | D    | J   | N   | D    | J   |                                                  |                                            |    |
| 1. Production trend                          | =         |    |   | 26  | 96  | 79   | 76  | 85  | 25   | 78  | 80   | 51  |     |      | 1   | =                                                | Tendance de la production                  | 1. |
|                                              | b         |    |   | +74 | +4  | +21  | -12 | -5  | +33  | -10 | -21  | -21 | +52 | -76  | -97 | s                                                |                                            |    |
| 2. Order books                               | =         |    |   | 79  | 12  | 9    | 73  | 71  | 42   | 59  | 37   | 41  | 1   | 1    | 24  | =                                                | Carnet de commandes, total                 | 2. |
|                                              | b         |    |   | -21 | -88 | -91  | -21 | -23 | -58  | -41 | -63  | -49 | -97 | -97  | -76 | s                                                |                                            |    |
| 3. Export order books                        | =         |    |   | 19  | 17  | 15   |     |     |      | 54  | 38   | 38  | 1   | 1    | 15  | =                                                | Carnets de commandes étrangères            | 3. |
|                                              | b         |    |   | +81 | -83 | -85  |     |     |      | -46 | -62  | -52 | -97 | -97  | -85 | s                                                |                                            |    |
| 4. Stocks of finished products               | =         |    |   | 98  | 96  | 79   | 82  | 82  | 84   | 71  | 70   | 82  | 76  | 76   | 76  | =                                                | Stocks de produits finis                   | 4. |
|                                              | b         |    |   | +4  | +21 | +10  | +8  | +16 |      | -23 | -18  | -2  | +24 | +24  | +24 | s                                                |                                            |    |
| 5. Production expectations                   | =         |    |   | 83  | 96  | 83   | 94  | 94  | 76   | 77  | 78   | 59  | 1   | 1    | 1   | =                                                | Perspectives d'évolution de la production  | 5. |
|                                              | b         |    |   | -17 | +4  | -17  | +4  | -4  | +24  | -15 | -12  | -1  | -97 | -97  | -97 | s                                                |                                            |    |
| 6. Selling-price expectations                | =         |    |   | 21  | 96  | 79   |     |     |      | 18  | 33   | 18  | 1   | 1    | 1   | =                                                | Perspectives d'évolution des prix de vente | 6. |
|                                              | b         |    |   | +79 | +4  | +21  |     |     |      | +82 | +63  | +80 | +97 | +97  | +97 | s                                                |                                            |    |
| 7. Employment expectations                   | =         | 94 |   |     | 96  |      | 85  |     |      | 69  |      |     | 24  |      |     | =                                                | Perspectives d'évolution de l'emploi       | 7. |
|                                              | b         | -6 |   |     | +4  |      | -13 |     |      | -29 |      |     | -76 |      |     | s                                                |                                            |    |
| 8. Limits to production                      | none      | 89 |   |     | 74  |      | 16  |     |      |     |      |     |     |      |     | aucune                                           | Facteurs limitant la production            | 8. |
|                                              | demand    | 11 |   |     | 100 |      | 62  |     |      | 90  |      |     |     | 100  |     | demande                                          |                                            |    |
|                                              | labour    |    |   |     |     |      | 2   |     |      |     |      |     |     |      |     | main d'œuvre                                     |                                            |    |
|                                              | equipment |    |   |     |     |      | 3   |     |      | 2   |      |     |     |      |     | équipement                                       |                                            |    |
| 9. Adequacy of production capacity           | =         |    |   |     |     | 98   |     |     | 24   |     | 38   |     |     | 1    | =   | Suffisance de la capacité de production          | 9.                                         |    |
|                                              | b         |    |   |     |     |      |     |     | +72  |     | +62  |     |     | +97  | s   |                                                  |                                            |    |
| 10. Duration in months of assured production | =         |    |   |     |     | .9   |     |     | 1.6  |     | 1.7  |     |     | 2.0  | =   | Durée de production assurée, en mois             | 10.                                        |    |
| 11. New orders                               | =         |    |   |     |     | 4    |     |     | 22   |     | 33   |     |     | 98   | =   | Commandes nouvelles                              | 11.                                        |    |
|                                              | b         |    |   |     |     | -96  |     |     | -20  |     | +39  |     |     |      | s   |                                                  |                                            |    |
| 12. Export orders' expectations              | =         |    |   |     |     | 81   |     |     | 88   |     |      |     |     | 98   | =   | Perspectives d'évolution de commandes étrangères | 12.                                        |    |
|                                              | b         |    |   |     |     | +15  |     |     | +12  |     |      |     |     |      | s   |                                                  |                                            |    |
| 13. % Capacity utilisation                   | =         |    |   |     |     | 67.9 |     |     | 71.0 |     | 70.0 |     |     | 65.0 | =   | % Utilisation de la capacité                     | 13.                                        |    |
| 14. Raw material stocks                      | =         |    |   |     |     | 98   |     |     | 92   |     | 91   |     |     | 76   | =   | Stocks de matières premières                     | 14.                                        |    |
|                                              | b         |    |   |     |     |      |     |     | -4   |     | +1   |     |     | +24  | s   |                                                  |                                            |    |



Manufacture of non-metallic mineral products

9

Industrie des produits minéraux non métalliques

| MONTH                                        | CE |     |     | D   |      |     | F   |     |     | I   |     |     | UK   |     |     | 23.9 | Series code               |                                                  |                                 |    |
|----------------------------------------------|----|-----|-----|-----|------|-----|-----|-----|-----|-----|-----|-----|------|-----|-----|------|---------------------------|--------------------------------------------------|---------------------------------|----|
|                                              | N  | D   | J   | N   | D    | J   | N   | D   | J   | N   | D   | J   | N    | D   | J   | ←    | Codes séries              |                                                  |                                 |    |
| 1. Production trend                          | =  |     | 46  | 65  | 48   | 36  | 69  | 60  | 47  | 62  | 59  | 45  |      |     | 66  | =    | Tendance de la production | 1                                                |                                 |    |
|                                              | b  |     | -36 | -21 | -48  | -62 | -15 | -4  | -17 | -20 | -13 | -51 |      |     | -10 | s    |                           |                                                  |                                 |    |
| 2. Order books                               | =  | 39  | 32  | 34  | 46   | 43  | 45  | 43  | 25  | 35  | 43  | 29  | 29   | 15  | 22  | 19   | =                         | Carnet de commandes, total                       | 2.                              |    |
|                                              | b  | -55 | -60 | -62 | -50  | -55 | -55 | -43 | -65 | -57 | -55 | -43 | -69  | -81 | -76 | -77  | s                         |                                                  |                                 |    |
| 3. Export order books                        | =  | 47  | 45  | 42  | 46   | 47  | 48  | 57  | 46  | 51  | 25  | 28  | 22   | 38  | 38  | 37   | =                         | Carnets de commandes étrangères                  | 3.                              |    |
|                                              | b  | -41 | -45 | -48 | -48  | -49 | -48 | -23 | -34 | -23 | -59 | -60 | -66  | -50 | -54 | -51  | s                         |                                                  |                                 |    |
| 4. Stocks of finished products               | =  | 58  | 61  | 57  | 56   | 57  | 60  | 78  | 79  | 64  | 45  | 48  | 36   | 54  | 63  | 66   | =                         | Stocks de produits finis                         | 4.                              |    |
|                                              | b  | +34 | +31 | +35 | +40  | +41 | +36 | +14 | +19 | +30 | +41 | +30 | +44  | +42 | +33 | +30  | s                         |                                                  |                                 |    |
| 5. Production expectations                   | =  | 51  | 55  | 60  | 38   | 31  | 44  | 61  | 83  | 75  | 51  | 44  | 60   | 57  | 66  | 72   | =                         | Perspectives d'évolution de la production        | 5.                              |    |
|                                              | b  | -31 | -39 | -32 | -62  | -69 | -52 | +11 | -13 | -17 | -37 | -44 | -20  | -25 | -22 | -18  | s                         |                                                  |                                 |    |
| 6. Selling-price expectations                | =  | 49  | 42  | 47  | 55   | 39  | 53  | 35  | 37  | 45  | 49  | 47  | 35   | 49  | 42  | 49   | =                         | Perspectives d'évolution des prix de vente       | 6.                              |    |
|                                              | b  | +31 | +42 | +41 | +23  | +35 | +29 | +55 | +51 | +55 | +17 | +35 | +51  | +23 | +50 | +37  | s                         |                                                  |                                 |    |
| 7. Employment expectations                   | =  | 53  |     |     | 59   |     |     | 33  |     |     | 75  |     |      | 43  |     |      | =                         | Perspectives d'évolution de l'emploi             | 7.                              |    |
|                                              | b  | -43 |     |     | -41  |     |     | -63 |     |     | -23 |     |      | -49 |     |      | s                         |                                                  |                                 |    |
| 8. Limits to production                      |    |     |     |     | 45   |     |     | 96  |     |     | 45  |     |      | 13  |     |      |                           | aucune demande de main d'œuvre pour l'équipement | Facteurs limitant la production | 8. |
| none to demand                               | —  | 26  |     |     | 52   |     |     | 1   |     | 73  |     |     | 83   |     |     |      |                           |                                                  |                                 |    |
| labour                                       | —  | 74  |     |     | 2    |     |     | 4   |     | 1   |     |     | 3    |     |     |      |                           |                                                  |                                 |    |
| equipment                                    | —  | 2   |     |     | 1    |     |     | 18  |     | 18  |     |     | 1    |     |     |      |                           |                                                  |                                 |    |
| 9. Adequacy of production capacity           | =  |     |     |     |      |     | 27  |     |     |     |     |     | 46   |     |     | 29   | =                         | Suffisance de la capacité de production          | 9.                              |    |
|                                              | b  |     |     |     |      |     | +69 |     |     |     |     |     | +44  |     |     | +67  | s                         |                                                  |                                 |    |
| 10. Duration in months of assured production |    |     |     |     |      |     | 1.1 |     |     |     |     |     | 3.3  |     |     | 2.0  | =                         | Durée de production assurée, en mois             | 10.                             |    |
| 11. New orders                               | =  |     |     |     | 28   | 26  |     |     |     |     |     |     | 38   |     |     | 62   | =                         | Commandes nouvelles                              | 11.                             |    |
|                                              | b  |     |     |     | -68  | -72 |     |     |     |     |     |     | -58  |     |     | -14  | s                         |                                                  |                                 |    |
| 12. Export orders' expectations              | =  |     |     |     | 80   | 81  |     |     |     |     |     |     | 71   |     |     | 80   | =                         | Perspectives d'évolution de commandes étrangères | 12.                             |    |
|                                              | b  |     |     |     | -12  | -11 |     |     |     |     |     |     | -3   |     |     | -14  | s                         |                                                  |                                 |    |
| 13. % Capacity utilisation                   |    |     |     |     | 62.0 |     |     |     |     |     |     |     | 73.5 |     |     |      | %                         | Utilisation de la capacité                       | 13.                             |    |
| 14. Raw material stocks                      | =  |     |     |     |      |     |     |     |     |     |     |     | 89   |     |     |      | =                         | Stocks de matières premières                     | 14.                             |    |
|                                              | b  |     |     |     |      |     |     |     |     |     |     |     | +3   |     |     |      | s                         |                                                  |                                 |    |

| MONTH                                        | DK |     |   | IRL |      |     | NL  |      |     | B    |     |     | L    |     |     | ← | MOIS |                                                  |                                 |    |
|----------------------------------------------|----|-----|---|-----|------|-----|-----|------|-----|------|-----|-----|------|-----|-----|---|------|--------------------------------------------------|---------------------------------|----|
|                                              | N  | D   | J | N   | D    | J   | N   | D    | J   | N    | D   | J   | N    | D   | J   |   |      |                                                  |                                 |    |
| 1. Production trend                          | =  |     |   | 57  | 45   | 71  | 66  | 73   | 38  | 53   | 46  | 34  | 36   | 60  | 32  |   | =    | Tendance de la production                        | 1.                              |    |
|                                              | b  |     |   | -29 | -35  | -29 | -24 | -19  | -58 | +9   | -34 | -10 | -10  | -2  | -68 |   | s    |                                                  |                                 |    |
| 2. Order books                               | =  |     |   | 31  | 36   | 47  | 33  | 29   | 31  | 48   | 50  | 32  | 52   | 68  | 68  |   | =    | Carnet de commandes, total                       | 2.                              |    |
|                                              | b  |     |   | -69 | -64  | -37 | -65 | -69  | -65 | -50  | -48 | -66 | +24  | +8  | +8  |   | s    |                                                  |                                 |    |
| 3. Export order books                        | =  |     |   | 59  | 61   | 23  |     |      |     | 80   | 72  | 52  | 5    | 8   | 26  |   | =    | Carnets de commandes étrangères                  | 3.                              |    |
|                                              | b  |     |   | -41 | -39  | -77 |     |      |     | -18  | -26 | -48 | -17  | -22 | -4  |   | s    |                                                  |                                 |    |
| 4. Stocks of finished products               | =  |     |   | 69  | 59   | 75  | 41  | 43   | 41  | 47   | 45  | 61  | 58   | 58  | 64  |   | =    | Stocks de produits finis                         | 4.                              |    |
|                                              | b  |     |   | +5  | +25  | +15 | +51 | +47  | +57 | +23  | +7  | +19 |      |     | -6  |   | s    |                                                  |                                 |    |
| 5. Production expectations                   | =  |     |   | 33  | 40   | 50  | 59  | 51   | 50  | 54   | 55  | 49  | 51   | 32  | 65  |   | =    | Perspectives d'évolution de la production        | 5.                              |    |
|                                              | b  |     |   | -49 | -60  | -48 | -39 | -49  | -46 | -42  | -41 | -47 | -49  | -30 | -35 |   | s    |                                                  |                                 |    |
| 6. Selling-price expectations                | =  |     |   | 32  | 31   | 44  |     |      |     | 74   | 67  | 62  | 74   | 40  | 44  |   | =    | Perspectives d'évolution des prix de vente       | 6.                              |    |
|                                              | b  |     |   | +68 | +69  | +56 |     |      |     | +24  | +29 | +38 | +2   | +36 | +32 |   | s    |                                                  |                                 |    |
| 7. Employment expectations                   | =  | 40  |   |     | 64   |     |     |      |     | 75   |     |     | 78   |     |     |   | =    | Perspectives d'évolution de l'emploi             | 7.                              |    |
|                                              | b  | -22 |   |     | -36  |     |     |      |     | -25  |     |     | +16  |     |     |   | s    |                                                  |                                 |    |
| 8. Limits to production                      |    |     |   |     | 52   |     |     | 49   |     | 1    |     |     | 85   |     |     |   |      | aucune demande de main d'œuvre pour l'équipement | Facteurs limitant la production | 8. |
| none to demand                               | —  | 59  |   |     | 89   |     |     | 49   |     | 95   |     |     | 15   |     |     |   |      |                                                  |                                 |    |
| labour                                       | —  | 37  |   |     |      |     |     | 1    |     | 4    |     |     |      |     |     |   |      |                                                  |                                 |    |
| equipment                                    | —  | 4   |   |     |      |     |     | 1    |     |      |     |     |      |     |     |   |      |                                                  |                                 |    |
| 9. Adequacy of production capacity           | =  |     |   |     | 18   |     |     | 40   |     | 47   |     |     | 77   |     |     |   | =    | Suffisance de la capacité de production          | 9.                              |    |
|                                              | b  |     |   |     | +82  |     |     | +52  |     | +51  |     |     | +19  |     |     |   | s    |                                                  |                                 |    |
| 10. Duration in months of assured production |    |     |   |     | 1.4  |     |     | 2.0  |     | 1.4  |     |     | 3.2  |     |     |   | =    | Durée de production assurée, en mois             | 10.                             |    |
| 11. New orders                               | =  |     |   |     | 41   | 23  |     |      |     | 28   |     |     | 67   |     |     |   | =    | Commandes nouvelles                              | 11.                             |    |
|                                              | b  |     |   |     | -31  | -59 |     |      |     | -34  |     |     | -33  |     |     |   | s    |                                                  |                                 |    |
| 12. Export orders' expectations              | =  |     |   |     | 21   | 72  |     |      |     | 47   |     |     | 47   |     |     |   | =    | Perspectives d'évolution de commandes étrangères | 12.                             |    |
|                                              | b  |     |   |     | +19  | -14 |     |      |     | +39  |     |     | +39  |     |     |   | s    |                                                  |                                 |    |
| 13. % Capacity utilisation                   |    |     |   |     | 69.4 |     |     | 73.0 |     | 66.0 |     |     | 76.0 |     |     |   | %    | Utilisation de la capacité                       | 13.                             |    |
| 14. Raw material stocks                      | =  |     |   |     |      |     | 98  |      |     | 50   |     |     | 86   |     |     |   | =    | Stocks de matières premières                     | 14.                             |    |
|                                              | b  |     |   |     |      |     |     |      |     | +50  |     |     | +14  |     |     |   | s    |                                                  |                                 |    |

Products for construction purposes, ceramic products for the building sector and for industry, flat glass

9<sup>a</sup>

Matériaux de construction, céramique pour le bâtiment et l'industrie, verre plat

| MONTH                                        | CE |           |     | D   |     |      | F   |     |     | I   |     |      | UK |   |   | 24.9A  | Series code                                      |                                 |
|----------------------------------------------|----|-----------|-----|-----|-----|------|-----|-----|-----|-----|-----|------|----|---|---|--------|--------------------------------------------------|---------------------------------|
|                                              | N  | D         | J   | N   | D   | J    | N   | D   | J   | N   | D   | J    | N  | D | J | ← MOIS | Codes séries                                     |                                 |
| 1. Production trend                          | =  |           |     | 67  | 51  | 38   | 75  | 64  | 48  | 73  | 60  | 47   |    |   |   | =      | Tendance de la production                        | 1.                              |
|                                              | b  |           |     | -17 | -45 | -62  | -3  | -26 | -40 | -7  | -6  | -49  |    |   |   | s      |                                                  |                                 |
| 2. Order books                               | =  |           |     | 42  | 40  | 40   | 23  | 30  | 32  | 43  | 30  | 31   |    |   |   | =      | Carnet de commandes, total                       | 2.                              |
|                                              | b  |           |     | -56 | -58 | -58  | -57 | -58 | -60 | -55 | -34 | -67  |    |   |   | s      |                                                  |                                 |
| 3. Export order books                        | =  |           |     | 27  | 27  | 26   | 51  | 47  | 57  | 14  | 26  | 18   |    |   |   | =      | Carnets de commandes étrangères                  | 3.                              |
|                                              | b  |           |     | -69 | -69 | -66  | -15 | -21 | -9  | -64 | -58 | -66  |    |   |   | s      |                                                  |                                 |
| 4. Stocks of finished products               | =  |           |     | 56  | 57  | 59   | 73  | 72  | 72  | 46  | 51  | 37   |    |   |   | =      | Stocks de produits finis                         | 4.                              |
|                                              | b  |           |     | +40 | +41 | +37  | +19 | +26 | +18 | +42 | +25 | +37  |    |   |   | s      |                                                  |                                 |
| 5. Production expectations                   | =  |           |     | 40  | 32  | 44   | 66  | 79  | 67  | 49  | 36  | 58   |    |   |   | =      | Perspectives d'évolution de la production        | 5.                              |
|                                              | b  |           |     | -60 | -66 | -50  | -4  | -17 | -23 | -45 | -48 | -18  |    |   |   | s      |                                                  |                                 |
| 6. Selling-price expectations                | =  |           |     | 65  | 44  | 53   | 32  | 18  | 27  | 54  | 49  | 35   |    |   |   | =      | Perspectives d'évolution des prix de vente       | 6.                              |
|                                              | b  |           |     | +15 | +30 | +31  | +52 | +66 | +73 | +12 | +41 | +57  |    |   |   | s      |                                                  |                                 |
| 7. Employment expectations                   | =  |           |     | 55  |     |      | 43  |     |     | 78  |     |      |    |   |   | =      | Perspectives d'évolution de l'emploi             | 7.                              |
|                                              | b  |           |     | -45 |     |      | -53 |     |     | -20 |     |      |    |   |   | s      |                                                  |                                 |
| 8. Limits to production                      |    | none      | --- | 39  |     |      |     |     |     | 46  |     |      |    |   |   | ---    | aucune                                           | Facteurs limitant la production |
|                                              |    | demand    | --- | 58  |     |      | 95  |     |     | 71  |     |      |    |   |   | ---    | demande                                          |                                 |
|                                              |    | labour    | --- | 3   |     |      |     |     |     | 1   |     |      |    |   |   | ---    | main d'œuvre                                     |                                 |
|                                              |    | equipment | --- | 1   |     |      | 5   |     |     | 23  |     |      |    |   |   | ---    | équipement                                       |                                 |
| 9. Adequacy of production capacity           | =  |           |     |     |     | 29   |     |     |     |     |     | 47   |    |   |   | =      | Suffisance de la capacité de production          | 9.                              |
|                                              | b  |           |     |     |     | +67  |     |     |     |     |     | +43  |    |   | s |        |                                                  |                                 |
| 10. Duration in months of assured production |    |           |     |     |     | 1.0  |     |     |     |     |     | 3.8  |    |   |   |        | Durée de production assurée, en mois             | 10.                             |
| 11. New orders                               | =  |           |     | 32  | 30  |      |     |     |     |     |     | 35   |    |   |   | =      | Commandes nouvelles                              | 11.                             |
|                                              | b  |           |     | -64 | -70 |      |     |     |     |     |     | -63  |    |   |   | s      |                                                  |                                 |
| 12. Export orders' expectations              | =  |           |     | 75  | 74  |      |     |     |     |     |     | 71   |    |   |   | =      | Perspectives d'évolution de commandes étrangères | 12.                             |
|                                              | b  |           |     | -23 | -14 |      |     |     |     |     |     | -9   |    |   |   | s      |                                                  |                                 |
| 13. % Capacity utilisation                   |    |           |     |     |     | 62.9 |     |     |     |     |     | 74.9 |    |   |   | %      | Utilisation de la capacité                       | 13.                             |
| 14. Raw material stocks                      | =  |           |     |     |     |      |     |     |     |     |     | 90   |    |   |   | =      | Stocks de matières premières                     | 14.                             |
|                                              | b  |           |     |     |     |      |     |     |     |     |     | +2   |    |   | s |        |                                                  |                                 |

| MONTH                                        | DK |           |     | IRL |     |      | NL |   |   | B   |     |      | L   |     |      | ← MOIS |                                                  |                                 |
|----------------------------------------------|----|-----------|-----|-----|-----|------|----|---|---|-----|-----|------|-----|-----|------|--------|--------------------------------------------------|---------------------------------|
|                                              | N  | D         | J   | N   | D   | J    | N  | D | J | N   | D   | J    | N   | D   | J    |        |                                                  |                                 |
| 1. Production trend                          | =  |           |     | 47  | 24  | 63   |    |   |   | 52  | 42  | 30   | 45  | 75  | 15   | =      | Tendance de la production                        | 1.                              |
|                                              | b  |           |     | -33 | -54 | -37  |    |   |   | +2  | -34 | -16  | -37 | -25 | -85  | s      |                                                  |                                 |
| 2. Order books                               | =  |           |     | 44  | 12  | 33   |    |   |   | 47  | 50  | 28   | 65  | 85  | 85   | =      | Carnet de commandes, total                       | 2.                              |
|                                              | b  |           |     | -56 | -88 | -43  |    |   |   | -51 | -48 | -70  | +5  | -15 | -15  | s      |                                                  |                                 |
| 3. Export order books                        | =  |           |     | 59  | 70  | 15   |    |   |   | 79  | 79  | 55   | 8   | 13  | 39   | =      | Carnets de commandes étrangères                  | 3.                              |
|                                              | b  |           |     | -41 | -30 | -85  |    |   |   | -17 | -17 | -45  | -82 | -87 | -61  | s      |                                                  |                                 |
| 4. Stocks of finished products               | =  |           |     | 64  | 41  | 74   |    |   |   | 38  | 40  | 57   | 74  | 74  | 81   | =      | Stocks de produits finis                         | 4.                              |
|                                              | b  |           |     | +16 | +37 | +26  |    |   |   | +24 | +2  | +19  | +26 | +26 | +19  | s      |                                                  |                                 |
| 5. Production expectations                   | =  |           |     | 7   | 13  | 58   |    |   |   | 52  | 50  | 49   | 39  | 39  | 57   | =      | Perspectives d'évolution de la production        | 5.                              |
|                                              | b  |           |     | -73 | -87 | -38  |    |   |   | -48 | -46 | -45  | -61 | -61 | -43  | s      |                                                  |                                 |
| 6. Selling-price expectations                | =  |           |     | 34  | 42  | 24   |    |   |   | 85  | 72  | 72   | 68  | 26  | 31   | =      | Perspectives d'évolution des prix de vente       | 6.                              |
|                                              | b  |           |     | +66 | +58 | +76  |    |   |   | +13 | +22 | +26  | +2  | +44 | +39  | s      |                                                  |                                 |
| 7. Employment expectations                   | =  |           |     | 51  |     |      |    |   |   | 72  |     |      | 96  |     |      | =      | Perspectives d'évolution de l'emploi             | 7.                              |
|                                              | b  |           |     | -49 |     |      |    |   |   | -26 |     |      | +4  |     |      | s      |                                                  |                                 |
| 8. Limits to production                      |    | none      | --- | 66  |     |      |    |   |   | 2   |     |      | 82  |     |      | ---    | aucune                                           | Facteurs limitant la production |
|                                              |    | demand    | --- | 85  |     |      |    |   |   | 96  |     |      | 18  |     |      | ---    | demande                                          |                                 |
|                                              |    | labour    | --- |     |     |      |    |   |   |     |     |      |     |     |      | ---    | main d'œuvre                                     |                                 |
|                                              |    | equipment | --- |     |     |      |    |   |   | 2   |     |      |     |     |      | ---    | équipement                                       |                                 |
| 9. Adequacy of production capacity           | =  |           |     |     |     | 11   |    |   |   |     |     | 49   |     |     | 72   | =      | Suffisance de la capacité de production          | 9.                              |
|                                              | b  |           |     |     |     | +89  |    |   |   |     |     | +49  |     |     | +22  | s      |                                                  |                                 |
| 10. Duration in months of assured production |    |           |     |     |     | .9   |    |   |   |     |     | 1.1  |     |     | 2.7  |        | Durée de production assurée, en mois             | 10.                             |
| 11. New orders                               | =  |           |     | 52  |     |      |    |   |   |     |     | 31   |     |     | 58   | =      | Commandes nouvelles                              | 11.                             |
|                                              | b  |           |     | -24 |     |      |    |   |   |     |     | -47  |     |     | -24  | s      |                                                  |                                 |
| 12. Export orders' expectations              | =  |           |     | 14  |     |      |    |   |   |     |     | 18   |     |     | 18   | =      | Perspectives d'évolution de commandes étrangères | 12.                             |
|                                              | b  |           |     | +16 |     |      |    |   |   |     |     | +62  |     |     | +62  | s      |                                                  |                                 |
| 13. % Capacity utilisation                   |    |           |     |     |     | 65.8 |    |   |   |     |     | 63.0 |     |     | 73.0 | %      | Utilisation de la capacité                       | 13.                             |
| 14. Raw material stocks                      | =  |           |     |     |     | 98   |    |   |   |     |     | 90   |     |     | 82   | =      | Stocks de matières premières                     | 14.                             |
|                                              | b  |           |     |     |     |      |    |   |   |     |     | +4   |     |     | +18  | s      |                                                  |                                 |

Fine ceramic products and hollow glass


9b

Céramique fine et verre creux

| MONTH                                        | CE                                        |                  |   | D                 |           |           | F            |           |           | I             |           |           | UK |   |   | 25.98                                                                      | Series code<br>Codes séries |
|----------------------------------------------|-------------------------------------------|------------------|---|-------------------|-----------|-----------|--------------|-----------|-----------|---------------|-----------|-----------|----|---|---|----------------------------------------------------------------------------|-----------------------------|
|                                              | N                                         | D                | J | N                 | D         | J         | N            | D         | J         | N             | D         | J         | N  | D | J | ← MOIS                                                                     |                             |
| 1. Production trend                          | =<br>b                                    |                  |   | 80<br>-23         | 73<br>-26 | 72<br>-26 | 52<br>-44    | 49<br>+47 | 45<br>+41 | 25<br>-67     | 56<br>-40 | 37<br>-61 |    |   |   | = Tendances de la production                                               | 1.                          |
| 2. Order books                               | =<br>b                                    |                  |   | 43<br>-47         | 45<br>-51 | 58<br>-34 | 90<br>-6     | 13<br>-85 | 44<br>-52 | 44<br>-54     | 26<br>-74 | 24<br>-76 |    |   |   | = Carnet de commandes, total                                               | 2.                          |
| 3. Export order books                        | =<br>b                                    |                  |   | 52<br>-32         | 60<br>-30 | 51<br>-35 | 65<br>-33    | 45<br>-65 | 42<br>-44 | 52<br>-48     | 32<br>-68 | 31<br>-67 |    |   |   | = Carnets de commandes étrangères                                          | 3.                          |
| 4. Stocks of finished products               | =<br>b                                    |                  |   | 46<br>+44         | 36<br>+54 | 58<br>+38 | 89<br>+1     | 93<br>+3  | 48<br>+52 | 43<br>+39     | 38<br>+46 | 32<br>+66 |    |   |   | = Stocks de produits finis                                                 | 4.                          |
| 5. Production expectations                   | =<br>b                                    |                  |   | 87<br>-11         | 71<br>-27 | 86<br>-12 | 48<br>+48    | 95<br>-3  | 94<br>-4  | 56<br>-14     | 72<br>-28 | 67<br>-29 |    |   |   | = Perspectives d'évolution de la production                                | 5.                          |
| 6. Selling-price expectations                | =<br>b                                    |                  |   | 47<br>+53         | 38<br>+62 | 55<br>+45 | 41<br>+59    | 85<br>+15 | 90<br>+10 | 32<br>+38     | 39<br>+15 | 34<br>+32 |    |   |   | = Perspectives d'évolution des prix de vente                               | 6.                          |
| 7. Employment expectations                   | =<br>b                                    |                  |   | 62<br>-36         |           |           | 10<br>-88    |           |           | 64<br>-36     |           |           |    |   |   | = Perspectives d'évolution de l'emploi                                     | 7.                          |
| 8. Limits to production                      | none<br>demand<br>pro-labour<br>equipment | —<br>—<br>—<br>— |   | 90<br>7<br>1<br>1 |           |           | 96<br>1<br>3 |           |           | 42<br>81<br>1 |           |           |    |   |   | = aucune demande main d'œuvre équipement } Facteurs limitant la production | 8.                          |
| 9. Adequacy of production capacity           | =<br>b                                    |                  |   |                   |           | 61<br>+37 |              |           |           |               | 44<br>+48 |           |    |   |   | = Suffisance de la capacité de production                                  | 9.                          |
| 10. Duration in months of assured production | =                                         |                  |   |                   |           | 2.0       |              |           |           |               | 1.8       |           |    |   |   | = Durée de production assurée, en mois                                     | 10.                         |
| 11. New orders                               | =<br>b                                    |                  |   |                   | 37<br>-53 | 49<br>-41 |              |           |           |               | 46<br>-40 |           |    |   |   | = Commandes nouvelles                                                      | 11.                         |
| 12. Export orders' expectations              | =<br>b                                    |                  |   |                   | 78<br>-16 | 76<br>-4  |              |           |           |               | 70<br>+18 |           |    |   |   | = Perspectives d'évolution de commandes étrangères                         | 12.                         |
| 13. % Capacity utilisation                   | =                                         |                  |   |                   |           | 89.0      |              |           |           |               | 68.6      |           |    |   |   | = % Utilisation de la capacité                                             | 13.                         |
| 14. Raw material stocks                      | =<br>b                                    |                  |   |                   |           |           |              |           |           |               | 83<br>+5  |           |    |   |   | = Stocks de matières premières                                             | 14.                         |

| MONTH                                        | DK                                        |                  |   | IRL       |          |           | NL |   |   | B         |           |           | L         |          |          | ← MOIS                                                                     |     |
|----------------------------------------------|-------------------------------------------|------------------|---|-----------|----------|-----------|----|---|---|-----------|-----------|-----------|-----------|----------|----------|----------------------------------------------------------------------------|-----|
|                                              | N                                         | D                | J | N         | D        | J         | N  | D | J | N         | D         | J         | N         | D        | J        |                                                                            |     |
| 1. Production trend                          | =<br>b                                    |                  |   | 79<br>-21 | 93<br>+7 | 89<br>-11 |    |   |   | 28<br>+72 | 50<br>-50 | 28<br>+28 | 1<br>+97  | 1<br>+97 | 98       | = Tendances de la production                                               | 1.  |
| 2. Order books                               | =<br>b                                    |                  |   | 1<br>-97  | 93<br>-7 | 77<br>-23 |    |   |   | 72<br>-28 | 50<br>-50 | 72<br>-28 | 1<br>+97  | 1<br>+97 | 1<br>+97 | = Carnet de commandes, total                                               | 2.  |
| 3. Export order books                        | =<br>b                                    |                  |   | 56<br>-44 | 1<br>-97 | 75<br>-25 |    |   |   | 65<br>-35 | 65<br>-35 | 65<br>-35 | 1<br>+97  | 1<br>+97 | 1<br>+97 | = Carnets de commandes étrangères                                          | 3.  |
| 4. Stocks of finished products               | =<br>b                                    |                  |   | 81<br>-19 | 98       | 77<br>-13 |    |   |   | 78<br>+22 | 50<br>+50 | 72<br>+28 | 1<br>-97  | 1<br>-97 | 1<br>-97 | = Stocks de produits finis                                                 | 4.  |
| 5. Production expectations                   | =<br>b                                    |                  |   | 93<br>+5  | 98       | 28<br>-72 |    |   |   | 50<br>-6  | 72<br>-28 | 50<br>-50 | 98<br>+97 | 1        | 98       | = Perspectives d'évolution de la production                                | 5.  |
| 6. Selling-price expectations                | =<br>b                                    |                  |   | 26<br>+74 | 7<br>+93 | 89<br>+11 |    |   |   | 1<br>+97  | 50<br>+50 | 1<br>+97  | 98<br>+97 | 98       | 98       | = Perspectives d'évolution des prix de vente                               | 6.  |
| 7. Employment expectations                   | =<br>b                                    |                  |   | 94<br>-5  |          |           |    |   |   | 78<br>-22 |           |           | 1<br>+97  |          |          | = Perspectives d'évolution de l'emploi                                     | 7.  |
| 8. Limits to production                      | none<br>demand<br>pro-labour<br>equipment | —<br>—<br>—<br>— |   | 19<br>100 |          |           |    |   |   | 100       |           |           | 100       |          |          | = aucune demande main d'œuvre équipement } Facteurs limitant la production | 8.  |
| 9. Adequacy of production capacity           | =<br>b                                    |                  |   |           |          | 33<br>+67 |    |   |   |           | 50<br>+50 |           |           | 98       |          | = Suffisance de la capacité de production                                  | 9.  |
| 10. Duration in months of assured production | =                                         |                  |   |           |          | 2.7       |    |   |   |           | 2.6       |           |           | 5.0      |          | = Durée de production assurée, en mois                                     | 10. |
| 11. New orders                               | =<br>b                                    |                  |   |           |          | 15<br>-49 |    |   |   |           | 3<br>+97  |           |           | 98       |          | = Commandes nouvelles                                                      | 11. |
| 12. Export orders' expectations              | =<br>b                                    |                  |   |           |          | 58<br>+42 |    |   |   |           |           |           |           | 98       |          | = Perspectives d'évolution de commandes étrangères                         | 12. |
| 13. % Capacity utilisation                   | =                                         |                  |   |           |          | 77.7      |    |   |   |           | 77.0      |           |           | 90.0     |          | = % Utilisation de la capacité                                             | 13. |
| 14. Raw material stocks                      | =<br>b                                    |                  |   |           |          | 98        |    |   |   |           | 98        |           |           | 98       |          | = Stocks de matières premières                                             | 14. |



Chemical Industry

Industrie chimique

| MONTH                                        | CE |     |     | D   |     |     | F   |     |     | I   |     |      | UK  |     |     | 26.10  | Series code                                      |                                              |    |
|----------------------------------------------|----|-----|-----|-----|-----|-----|-----|-----|-----|-----|-----|------|-----|-----|-----|--------|--------------------------------------------------|----------------------------------------------|----|
|                                              | N  | D   | J   | N   | D   | J   | N   | D   | J   | N   | D   | J    | N   | D   | J   | ← MOIS | Codes séries                                     |                                              |    |
| 1. Production trend                          | =  |     | 54  | 64  | 70  | 55  | 57  | 61  | 44  | 60  | 73  | 50   |     |     | 56  | =      | Tendance de la production                        | 1                                            |    |
|                                              | b  |     | -18 | -20 | -18 | -37 | +19 | +9  | -10 | -26 | -23 | -48  |     |     | +36 | s      |                                                  |                                              |    |
| 2. Order books                               | =  | 62  | 63  | 61  | 64  | 66  | 58  | 54  | 54  | 50  | 62  | 67   | 75  | 61  | 60  | 65     | =                                                | Carnet de commandes, total                   | 2. |
|                                              | b  | -30 | -25 | -33 | -34 | -32 | -42 | -28 | -30 | -34 | -34 | -25  | -17 | -29 | -14 | -29    | s                                                |                                              |    |
| 3. Export order books                        | =  | 61  | 60  | 63  | 66  | 73  | 67  | 52  | 35  | 49  | 72  | 78   | 75  | 43  | 38  | 51     | =                                                | Carnets de commandes étrangères              | 3  |
|                                              | b  | -21 | -22 | -17 | -18 | -19 | -23 | -38 | -45 | -31 | -22 | -14  | -19 | -31 | -32 | -9     | s                                                |                                              |    |
| 4. Stocks of finished products               | =  | 75  | 78  | 76  | 73  | 75  | 78  | 81  | 87  | 77  | 50  | 66   | 46  | 88  | 82  | 91     | =                                                | Stocks de produits finis                     | 4. |
|                                              | b  | +11 | +12 | +6  | +27 | +23 | +22 | +7  | +7  | -7  | -22 | -12  | -28 | +4  | +12 | +3     | s                                                |                                              |    |
| 5. Production expectations                   | =  | 71  | 75  | 74  | 80  | 88  | 85  | 63  | 72  | 63  | 69  | 55   | 53  | 58  | 60  | 70     | =                                                | Perspectives d'évolution de la production    | 5. |
|                                              | b  | -5  | +3  | +8  | -16 | -4  | -9  | +3  | +4  | +21 | -23 | -15  | +29 | +22 | +32 | +18    | s                                                |                                              |    |
| 6. Selling-price expectations                | =  | 57  | 43  | 52  | 56  | 37  | 50  | 56  | 52  | 44  | 55  | 49   | 46  | 51  | 30  | 61     | =                                                | Perspectives d'évolution des prix de vente   | 6. |
|                                              | b  | +41 | +53 | +42 | +42 | +53 | +40 | +40 | +46 | +52 | +45 | +51  | +54 | +41 | +68 | +35    | s                                                |                                              |    |
| 7. Employment expectations                   | =  | 73  |     |     | 85  |     |     | 60  |     |     | 84  |      |     | 37  |     |        | =                                                | Perspectives d'évolution de l'emploi         | 7. |
|                                              | b  | -23 |     |     | -15 |     |     | -32 |     |     | -16 |      |     | -51 |     |        | s                                                |                                              |    |
| 8. Limits to production                      |    | 47  |     |     | 92  |     |     |     |     |     | 37  |      |     | 4   |     |        |                                                  | aucune demande de main d'œuvre ou équipement |    |
|                                              |    | 52  |     |     | 8   |     |     | 98  |     |     | 77  |      |     | 88  |     |        |                                                  | limitant la production                       | 8  |
|                                              |    | 1   |     |     | 1   |     |     | 2   |     |     | 1   |      |     | 1   |     |        |                                                  |                                              |    |
|                                              |    | 2   |     |     | 1   |     |     |     |     |     |     |      |     | 8   |     |        |                                                  |                                              |    |
| 9. Adequacy of production capacity           | =  |     |     |     |     |     | 77  |     |     |     |     | 69   |     |     | 47  | =      | Suffisance de la capacité de production          | 9                                            |    |
|                                              | b  |     |     |     |     |     | +23 |     |     |     |     | +29  |     | +49 | s   |        |                                                  |                                              |    |
| 10. Duration in months of assured production | =  |     |     |     |     |     |     |     |     |     |     | 2.8  |     |     | 2.0 | =      | Durée de production assurée, en mois             | 10.                                          |    |
| 11. New orders                               | =  |     |     |     |     |     | 57  | 63  |     |     |     | 70   |     |     | 50  | =      | Commandes nouvelles                              | 11.                                          |    |
|                                              | b  |     |     |     |     |     | -31 | -27 |     |     |     | -10  |     |     | +26 | s      |                                                  |                                              |    |
| 12. Export orders' expectations              | =  |     |     |     |     |     | 71  | 92  |     |     |     | 81   |     |     | 77  | =      | Perspectives d'évolution de commandes étrangères | 12.                                          |    |
|                                              | b  |     |     |     |     |     | +17 | +4  |     |     |     | -3   |     |     | +11 | s      |                                                  |                                              |    |
| 13. % Capacity utilisation                   | =  |     |     |     |     |     |     |     |     |     |     | 66.4 |     |     |     | =      | % Utilisation de la capacité                     | 13.                                          |    |
| 14. Raw material stocks                      | =  |     |     |     |     |     |     |     |     |     |     | 51   |     |     |     | =      | Stocks de matières premières                     | 14.                                          |    |
|                                              | b  |     |     |     |     |     |     |     |     |     |     | -31  |     |     |     | s      |                                                  |                                              |    |

| MONTH                                        | DK |    |   | IRL |     |     | NL   |     |     | B  |    |      | L   |     |      | ← MOIS | Series code                                      |              |
|----------------------------------------------|----|----|---|-----|-----|-----|------|-----|-----|----|----|------|-----|-----|------|--------|--------------------------------------------------|--------------|
|                                              | N  | D  | J | N   | D   | J   | N    | D   | J   | N  | D  | J    | N   | D   | J    |        |                                                  | Codes séries |
| 1. Production trend                          | =  |    |   | 74  | 37  | 71  | 61   | 72  | 75  | 76 | 70 | 68   | 30  | 13  | 30   | =      | Tendance de la production                        | 1            |
|                                              | b  |    |   | +24 | +9  | -23 | -7   | +6  | -21 | +2 | -4 | -4   | +70 | -59 | -70  | s      |                                                  |              |
| 2. Order books                               | =  |    |   | 82  | 68  | 72  | 60   | 56  | 54  | 79 | 77 | 79   | 85  | 80  | 85   | =      | Carnet de commandes, total                       | 2.           |
|                                              | b  |    |   | -10 | -32 | -28 | -34  | -36 | -38 | +3 | +3 | +3   | -15 | -20 | -15  | s      |                                                  |              |
| 3. Export order books                        | =  |    |   | 39  | 58  | 36  |      |     |     | 79 | 77 | 81   | 97  | 98  | 98   | =      | Carnets de commandes étrangères                  | 3.           |
|                                              | b  |    |   | +1  | +28 | -12 |      |     |     | +7 | +7 | +7   | +3  | -2  |      | s      |                                                  |              |
| 4. Stocks of finished products               | =  |    |   | 83  | 97  | 80  |      |     |     | 86 | 83 | 82   | 99  | 99  | 98   | =      | Stocks de produits finis                         | 4.           |
|                                              | b  |    |   | +7  | +3  | +18 | +17  | +15 | +20 | +4 | +3 | +8   | -1  | -1  |      | s      |                                                  |              |
| 5. Production expectations                   | =  |    |   | 74  | 44  | 72  | 71   | 77  | 82  | 84 | 77 | 78   | 98  | 99  | 91   | =      | Perspectives d'évolution de la production        | 5.           |
|                                              | b  |    |   | +2  | +42 | -16 | -5   | -1  | +8  |    | -1 | +6   |     | -1  | +3   | s      |                                                  |              |
| 6. Selling-price expectations                | =  |    |   | 34  | 82  | 59  |      |     |     | 89 | 86 | 86   | 95  | 94  | 88   | =      | Perspectives d'évolution des prix de vente       | 6.           |
|                                              | b  |    |   | +64 | +18 | +41 |      |     |     | +3 | +4 | +6   | +5  | +6  | +12  | s      |                                                  |              |
| 7. Employment expectations                   | =  | 74 |   |     | 61  |     | 90   |     |     | 99 |    |      | 98  |     |      | =      | Perspectives d'évolution de l'emploi             | 7.           |
|                                              | b  | -4 |   |     | -39 |     | -8   |     |     | -1 |    |      |     |     |      | s      |                                                  |              |
| 8. Limits to production                      |    | 94 |   |     | 5   |     | 67   |     |     | 84 |    |      | 91  |     |      |        | aucune demande de main d'œuvre ou équipement     |              |
|                                              |    | 4  |   |     | 1   |     | 32   |     |     |    |    |      | 6   |     |      |        | limitant la production                           | 8            |
|                                              |    | 1  |   |     | 4   |     |      |     |     | 1  |    |      | 3   |     |      |        |                                                  |              |
| 9. Adequacy of production capacity           | =  |    |   |     |     |     | 74   |     |     |    |    | 43   |     |     | 98   | =      | Suffisance de la capacité de production          | 9.           |
|                                              | b  |    |   |     |     |     | +26  |     |     |    |    | +55  |     | -2  | +16  | s      |                                                  |              |
| 10. Duration in months of assured production | =  |    |   |     |     |     | 1.6  |     |     |    |    | 1.0  |     |     | 2.7  | =      | Durée de production assurée, en mois             | 10.          |
| 11. New orders                               | =  |    |   |     |     |     | 67   |     |     |    |    | 63   |     |     | 79   | =      | Commandes nouvelles                              | 11.          |
|                                              | b  |    |   |     |     |     | -31  |     |     |    |    | -17  |     |     | +1   | s      |                                                  |              |
| 12. Export orders' expectations              | =  |    |   |     |     |     | 35   |     |     |    |    | 70   |     |     | 98   | =      | Perspectives d'évolution de commandes étrangères | 12.          |
|                                              | b  |    |   |     |     |     | +59  |     |     |    |    | +2   |     |     |      | s      |                                                  |              |
| 13. % Capacity utilisation                   | =  |    |   |     |     |     | 73.1 |     |     |    |    | 75.0 |     |     | 77.0 | =      | % Utilisation de la capacité                     | 13.          |
| 14. Raw material stocks                      | =  |    |   |     |     |     | 78   |     |     |    |    | 85   |     |     | 98   | =      | Stocks de matières premières                     | 14.          |
|                                              | b  |    |   |     |     |     | +22  |     |     |    |    | +15  |     |     |      | s      |                                                  |              |

Basic industrial chemicals

10<sup>a</sup>

Produits chimiques de base

| MONTH                                        | CE        |   |   | D |   |   | F   |     |     | I   |     |      | UK |   |   | ← 27.10A ←<br>← MOIS | Series code<br>Codes séries                      |                                 |    |  |  |  |
|----------------------------------------------|-----------|---|---|---|---|---|-----|-----|-----|-----|-----|------|----|---|---|----------------------|--------------------------------------------------|---------------------------------|----|--|--|--|
|                                              | N         | D | J | N | D | J | N   | D   | J   | N   | D   | J    | N  | D | J |                      |                                                  |                                 |    |  |  |  |
| 1. Production trend                          | =         |   |   |   |   |   | 53  | 55  | 42  | 54  | 61  | 23   |    |   |   | =                    | Tendance de la production                        | 1.                              |    |  |  |  |
|                                              | b         |   |   |   |   |   | +7  | -7  | -32 | -46 | -37 | -75  |    |   |   | s                    |                                                  |                                 |    |  |  |  |
| 2. Order books                               | =         |   |   |   |   |   | 42  | 41  | 31  | 75  | 82  | 76   |    |   |   | =                    | Carnet de commandes, total                       | 2.                              |    |  |  |  |
|                                              | b         |   |   |   |   |   | -50 | -51 | -63 | -25 | -18 | -24  |    |   |   | s                    |                                                  |                                 |    |  |  |  |
| 3. Export order books                        | =         |   |   |   |   |   | 46  | 29  | 39  | 78  | 89  | 82   |    |   |   | =                    | Carnets de commandes étrangères                  | 3.                              |    |  |  |  |
|                                              | b         |   |   |   |   |   | -44 | -51 | -41 | -22 | -9  | -16  |    |   |   | s                    |                                                  |                                 |    |  |  |  |
| 4. Stocks of finished products               | =         |   |   |   |   |   | 82  | 81  | 85  | 31  | 56  | 28   |    |   |   | =                    | Stocks de produits finis                         | 4.                              |    |  |  |  |
|                                              | b         |   |   |   |   |   | -2  | +5  | -3  | -67 | -38 | -66  |    |   |   | s                    |                                                  |                                 |    |  |  |  |
| 5. Production expectations                   | =         |   |   |   |   |   | 74  | 74  | 63  | 63  | 60  | 24   |    |   |   | =                    | Perspectives d'évolution de la production        | 5.                              |    |  |  |  |
|                                              | b         |   |   |   |   |   | -8  | -16 | -1  | -35 | -34 | +46  |    |   |   | s                    |                                                  |                                 |    |  |  |  |
| 6. Selling-price expectations                | =         |   |   |   |   |   | 38  | 28  | 16  | 62  | 52  | 56   |    |   |   | =                    | Perspectives d'évolution des prix de vente       | 6.                              |    |  |  |  |
|                                              | b         |   |   |   |   |   | +50 | +64 | +76 | +38 | +48 | +44  |    |   |   | s                    |                                                  |                                 |    |  |  |  |
| 7. Employment expectations                   | =         |   |   |   |   |   | 53  |     |     | 88  |     |      |    |   |   | =                    | Perspectives d'évolution de l'emploi             | 7.                              |    |  |  |  |
|                                              | b         |   |   |   |   |   | -35 |     |     | -12 |     |      |    |   |   | s                    |                                                  |                                 |    |  |  |  |
| 8. Limits to production                      | none      |   |   |   |   |   |     |     |     | 8   |     |      |    |   |   | ---                  | aucune demande main d'œuvre à l'équipement       | Facteurs limitant la production | 8. |  |  |  |
|                                              | demand    |   |   |   |   |   | 99  |     |     | 71  |     |      |    |   |   | ---                  |                                                  |                                 |    |  |  |  |
|                                              | labour    |   |   |   |   |   |     |     |     | 2   |     |      |    |   |   | ---                  |                                                  |                                 |    |  |  |  |
|                                              | equipment |   |   |   |   |   | 1   |     |     |     |     |      |    |   |   | ---                  |                                                  |                                 |    |  |  |  |
| 9. Adequacy of production capacity           | =         |   |   |   |   |   |     |     |     |     |     | 70   |    |   |   | =                    | Suffisance de la capacité de production          | 9.                              |    |  |  |  |
|                                              | b         |   |   |   |   |   |     |     |     |     |     | +28  |    |   | s |                      |                                                  |                                 |    |  |  |  |
| 10. Duration in months of assured production |           |   |   |   |   |   |     |     |     |     |     | 2.1  |    |   |   |                      | Durée de production assurée, en mois             | 10.                             |    |  |  |  |
| 11. New orders                               | =         |   |   |   |   |   |     |     |     |     |     | 77   |    |   |   | =                    | Commandes nouvelles                              | 11.                             |    |  |  |  |
|                                              | b         |   |   |   |   |   |     |     |     |     |     | -23  |    |   | s |                      |                                                  |                                 |    |  |  |  |
| 12. Export orders' expectations              | =         |   |   |   |   |   |     |     |     |     |     | 97   |    |   |   | =                    | Perspectives d'évolution de commandes étrangères | 12.                             |    |  |  |  |
|                                              | b         |   |   |   |   |   |     |     |     |     |     | +1   |    |   | s |                      |                                                  |                                 |    |  |  |  |
| 13. % Capacity utilisation                   |           |   |   |   |   |   |     |     |     |     |     | 63.8 |    |   |   | %                    | Utilisation de la capacité                       | 13.                             |    |  |  |  |
| 14. Raw material stocks                      | =         |   |   |   |   |   |     |     |     |     |     | 23   |    |   |   | =                    | Stocks de matières premières                     | 14.                             |    |  |  |  |
|                                              | b         |   |   |   |   |   |     |     |     |     |     | -75  |    |   | s |                      |                                                  |                                 |    |  |  |  |

| MONTH                                        | DK        |   |   | IRL |     |      | NL  |     |      | B  |    |      | L   |      |     | ← MOIS | Series code<br>Codes séries                      |                                 |    |  |  |
|----------------------------------------------|-----------|---|---|-----|-----|------|-----|-----|------|----|----|------|-----|------|-----|--------|--------------------------------------------------|---------------------------------|----|--|--|
|                                              | N         | D | J | N   | D   | J    | N   | D   | J    | N  | D  | J    | N   | D    | J   |        |                                                  |                                 |    |  |  |
| 1. Production trend                          | =         |   |   | 98  | 1   | 1    | 54  | 65  | 74   | 83 | 72 | 71   | 98  | 25   | 1   | =      | Tendance de la production                        | 1.                              |    |  |  |
|                                              | b         |   |   |     | -97 | -97  | +2  | +7  | -26  | +3 | +2 | +1   |     | -75  | -97 | s      |                                                  |                                 |    |  |  |
| 2. Order books                               | =         |   |   | 66  | 66  | 1    | 56  | 54  | 52   | 79 | 78 | 78   | 75  | 75   | 75  | =      | Carnet de commandes, total                       | 2.                              |    |  |  |
|                                              | b         |   |   | -34 | -34 | -97  | -44 | -42 | -48  | +3 | +4 | +6   | -25 | -25  | -25 | s      |                                                  |                                 |    |  |  |
| 3. Export order books                        | =         |   |   | 99  | 1   | 98   |     |     |      | 78 | 75 | 80   | 98  | 1    | 98  | =      | Carnets de commandes étrangères                  | 3.                              |    |  |  |
|                                              | b         |   |   | -1  | +99 |      |     |     |      | +8 | +9 | +8   |     | -97  |     | s      |                                                  |                                 |    |  |  |
| 4. Stocks of finished products               | =         |   |   | 34  | 98  | 1    | 81  | 82  | 76   | 90 | 85 | 84   | 75  | 75   | 98  | =      | Stocks de produits finis                         | 4.                              |    |  |  |
|                                              | b         |   |   | +66 |     | +97  | +7  | +8  | +14  | +2 | +3 | +8   | -25 | -25  |     | s      |                                                  |                                 |    |  |  |
| 5. Production expectations                   | =         |   |   |     |     | 1    | 65  | 72  | 84   | 83 | 77 | 77   | 98  | 75   |     | =      | Perspectives d'évolution de la production        | 5.                              |    |  |  |
|                                              | b         |   |   | +32 | +32 | -97  | +7  | +10 | +6   | +1 | -1 | +7   |     | -25  | -50 | s      |                                                  |                                 |    |  |  |
| 6. Selling-price expectations                | =         |   |   | 1   | 98  | 98   |     |     |      | 90 | 83 | 84   | 98  | 75   | 1   | =      | Perspectives d'évolution des prix de vente       | 6.                              |    |  |  |
|                                              | b         |   |   | +97 |     |      |     |     |      | +2 | +5 | +8   |     | +25  | +97 | s      |                                                  |                                 |    |  |  |
| 7. Employment expectations                   | =         |   |   | 34  |     |      | 84  |     |      | 99 |    |      | 98  |      |     | =      | Perspectives d'évolution de l'emploi             | 7.                              |    |  |  |
|                                              | b         |   |   | -66 |     |      | -16 |     |      | -1 |    |      |     |      |     | s      |                                                  |                                 |    |  |  |
| 8. Limits to production                      | none      |   |   |     |     |      | 47  |     |      | 82 |    |      | 75  |      |     | ---    | aucune demande main d'œuvre à l'équipement       | Facteurs limitant la production | 8. |  |  |
|                                              | demand    |   |   |     |     |      | 53  |     |      |    |    |      |     |      | --- |        |                                                  |                                 |    |  |  |
|                                              | labour    |   |   |     |     |      |     |     |      | 1  |    |      | 25  |      | --- |        |                                                  |                                 |    |  |  |
|                                              | equipment |   |   |     |     |      |     |     |      |    |    |      |     |      | --- |        |                                                  |                                 |    |  |  |
| 9. Adequacy of production capacity           | =         |   |   |     |     | 1    |     |     | 25   |    |    | 41   |     |      | 98  | =      | Suffisance de la capacité de production          | 9.                              |    |  |  |
|                                              | b         |   |   |     |     | +97  |     |     | +73  |    |    | +7   |     |      | s   |        |                                                  |                                 |    |  |  |
| 10. Duration in months of assured production |           |   |   |     |     |      |     |     | .5   |    |    |      |     | 1.7  |     |        | Durée de production assurée, en mois             | 10.                             |    |  |  |
| 11. New orders                               | =         |   |   |     |     | 1    |     |     | 79   |    |    | 77   |     | 75   |     | =      | Commandes nouvelles                              | 11.                             |    |  |  |
|                                              | b         |   |   |     |     | -97  |     |     | -17  |    |    | +3   |     | -25  |     | s      |                                                  |                                 |    |  |  |
| 12. Export orders' expectations              | =         |   |   |     |     | 98   |     |     | 87   |    |    |      |     | 98   |     | =      | Perspectives d'évolution de commandes étrangères | 12.                             |    |  |  |
|                                              | b         |   |   |     |     |      |     |     | +7   |    |    |      |     |      | s   |        |                                                  |                                 |    |  |  |
| 13. % Capacity utilisation                   |           |   |   |     |     | 70.0 |     |     | 70.0 |    |    | 78.0 |     | 69.0 |     | %      | Utilisation de la capacité                       | 13.                             |    |  |  |
| 14. Raw material stocks                      | =         |   |   |     |     | 1    |     |     | 91   |    |    |      |     | 98   |     | =      | Stocks de matières premières                     | 14.                             |    |  |  |
|                                              | b         |   |   |     |     | +97  |     |     | +9   |    |    |      |     |      | s   |        |                                                  |                                 |    |  |  |



| Chemical products for industrial and agricultural purposes |                                           | 10 <sup>b</sup> |   |   |   |   |   |                         |                         |   |   |   |   | Produits chimiques pour l'industrie et l'agriculture |   |   |          |                             |                                                                            |      |
|------------------------------------------------------------|-------------------------------------------|-----------------|---|---|---|---|---|-------------------------|-------------------------|---|---|---|---|------------------------------------------------------|---|---|----------|-----------------------------|----------------------------------------------------------------------------|------|
| MONTH                                                      | →                                         | CE              |   |   | D |   |   | F                       |                         |   | I |   |   | UK                                                   |   |   | 28.108 ← | Series code<br>Codes séries |                                                                            |      |
|                                                            |                                           | N               | D | J | N | D | J | N                       | D                       | J | N | D | J | N                                                    | D | J |          |                             | ←                                                                          | MOIS |
| 1. Production trend                                        | =<br>b                                    |                 |   |   |   |   |   | 65 57 44<br>-3 +3 -8    | 53 65 58<br>-31 -19 -36 |   |   |   |   |                                                      |   |   |          |                             | = Tendance de la production                                                | 1.   |
| 2. Order books                                             | =<br>b                                    |                 |   |   |   |   |   | 35 39 43<br>-47 -39 -47 | 51 50 44<br>-15 -10 -20 |   |   |   |   |                                                      |   |   |          |                             | = Carnet de commandes, total                                               | 2.   |
| 3. Export order books                                      | =<br>b                                    |                 |   |   |   |   |   | 44 57 57<br>-32 -19 -31 | 19 26 54<br>-29 -54 -16 |   |   |   |   |                                                      |   |   |          |                             | = Carnets de commandes étrangères                                          | 3.   |
| 4. Stocks of finished products                             | =<br>b                                    |                 |   |   |   |   |   | 61 82 69<br>+11 +14 +5  | 51 58 63<br>+27 +24 +31 |   |   |   |   |                                                      |   |   |          |                             | = Stocks de produits finis                                                 | 4.   |
| 5. Production expectations                                 | =<br>b                                    |                 |   |   |   |   |   | 59 60 65<br>-15 +12 +27 | 83 77 77<br>-11 +1 +1   |   |   |   |   |                                                      |   |   |          |                             | = Perspectives d'évolution de la production                                | 5.   |
| 6. Selling-price expectations                              | =<br>b                                    |                 |   |   |   |   |   | 41 44 48<br>+57 +56 +50 | 25 33 20<br>+75 +67 +80 |   |   |   |   |                                                      |   |   |          |                             | = Perspectives d'évolution des prix de vente                               | 6.   |
| 7. Employment expectations                                 | =<br>b                                    |                 |   |   |   |   |   | 56<br>-42               | 57<br>-43               |   |   |   |   |                                                      |   |   |          |                             | = Perspectives d'évolution de l'emploi                                     | 7.   |
| 8. Limits to production                                    | none<br>demand<br>pro-labour<br>equipment |                 |   |   |   |   |   | 96<br>1<br>3            | 64<br>81<br>3<br>1      |   |   |   |   |                                                      |   |   |          |                             | = aucune demande main d'œuvre équipement } Facteurs limitant la production | 8.   |
| 9. Adequacy of production capacity                         | =<br>b                                    |                 |   |   |   |   |   |                         |                         |   |   |   |   |                                                      |   |   |          |                             | = Suffisance de la capacité de production                                  | 9.   |
| 10. Duration in months of assured production               |                                           |                 |   |   |   |   |   |                         |                         |   |   |   |   |                                                      |   |   |          |                             | = Durée de production assurée, en mois                                     | 10.  |
| 11. New orders                                             | =<br>b                                    |                 |   |   |   |   |   |                         |                         |   |   |   |   |                                                      |   |   |          |                             | = Commandes nouvelles                                                      | 11.  |
| 12. Export orders' expectations                            | =<br>b                                    |                 |   |   |   |   |   |                         |                         |   |   |   |   |                                                      |   |   |          |                             | = Perspectives d'évolution de commandes étrangères                         | 12.  |
| 13. % Capacity utilisation                                 |                                           |                 |   |   |   |   |   |                         |                         |   |   |   |   |                                                      |   |   |          |                             | = % Utilisation de la capacité                                             | 13.  |
| 14. Raw material stocks                                    | =<br>b                                    |                 |   |   |   |   |   |                         |                         |   |   |   |   |                                                      |   |   |          |                             | = Stocks de matières premières                                             | 14.  |

| MONTH                                        | →                                         | DK |   |   | IRL                     |                         |                       | NL                      |   |   | B |   |   | L |   |   | ← | MOIS                                                                       |     |
|----------------------------------------------|-------------------------------------------|----|---|---|-------------------------|-------------------------|-----------------------|-------------------------|---|---|---|---|---|---|---|---|---|----------------------------------------------------------------------------|-----|
|                                              |                                           | N  | D | J | N                       | D                       | J                     | N                       | D | J | N | D | J | N | D | J |   |                                                                            | ←   |
| 1. Production trend                          | =<br>b                                    |    |   |   | 68 43 89<br>+32 +37 -5  | 54 85 73<br>-26 +1 -19  | 61 65 63<br>+1 -3 -17 | 20 3 20<br>+80 -63 -80  |   |   |   |   |   |   |   |   |   | = Tendance de la production                                                | 1.  |
| 2. Order books                               | =<br>b                                    |    |   |   | 85 67 89<br>-5 -33 -11  | 49 40 42<br>-33 -44 -46 | 72 76 82<br>+4 +2     | 83 83 83<br>-17 -17 -17 |   |   |   |   |   |   |   |   |   | = Carnet de commandes, total                                               | 2.  |
| 3. Export order books                        | =<br>b                                    |    |   |   | 40 81 25<br>-58 -19 -75 |                         | 73 74 84<br>+5 +6 +6  | 98 98 98                |   |   |   |   |   |   |   |   |   | = Carnets de commandes étrangères                                          | 3.  |
| 4. Stocks of finished products               | =<br>b                                    |    |   |   | 95 96 98<br>-5 +4       | 66 60 63<br>+32 +28 +37 | 83 81 79<br>+9 +5 +11 | 98 98 98                |   |   |   |   |   |   |   |   |   | = Stocks de produits finis                                                 | 4.  |
| 5. Production expectations                   | =<br>b                                    |    |   |   | 92 54 90<br>-8 +46 +4   | 65 77 81<br>-33 -13 +5  | 78 68 74<br>-2 +6     | 98 98 98                |   |   |   |   |   |   |   |   |   | = Perspectives d'évolution de la production                                | 5.  |
| 6. Selling-price expectations                | =<br>b                                    |    |   |   | 43 79 49<br>+57 +21 +51 |                         | 83 84 83<br>+3 +4 +5  | 98 98 97<br>+3          |   |   |   |   |   |   |   |   |   | = Perspectives d'évolution des prix de vente                               | 6.  |
| 7. Employment expectations                   | =<br>b                                    |    |   |   | 65<br>-35               | 97<br>-3                | 99<br>-1              | 98                      |   |   |   |   |   |   |   |   |   | = Perspectives d'évolution de l'emploi                                     | 7.  |
| 8. Limits to production                      | none<br>demand<br>pro-labour<br>equipment |    |   |   | 4                       | 86<br>10                | 82                    | 100                     |   |   |   |   |   |   |   |   |   | = aucune demande main d'œuvre équipement } Facteurs limitant la production | 8.  |
| 9. Adequacy of production capacity           | =<br>b                                    |    |   |   |                         | 92<br>+8                | 65<br>+33             | 52<br>+12               |   |   |   |   |   |   |   |   |   | = Suffisance de la capacité de production                                  | 9.  |
| 10. Duration in months of assured production |                                           |    |   |   |                         | 1.9                     | 1.0                   |                         |   |   |   |   |   |   |   |   |   | = Durée de production assurée, en mois                                     | 10. |
| 11. New orders                               | =<br>b                                    |    |   |   |                         | 84<br>-16               | 49<br>-35             | 82<br>-4                |   |   |   |   |   |   |   |   |   | = Commandes nouvelles                                                      | 11. |
| 12. Export orders' expectations              | =<br>b                                    |    |   |   |                         | 19<br>+69               | 38<br>-16             |                         |   |   |   |   |   |   |   |   |   | = Perspectives d'évolution de commandes étrangères                         | 12. |
| 13. % Capacity utilisation                   |                                           |    |   |   |                         | 74.7                    | 83.0                  | 78.0                    |   |   |   |   |   |   |   |   |   | = % Utilisation de la capacité                                             | 13. |
| 14. Raw material stocks                      | =<br>b                                    |    |   |   |                         | 96<br>+4                | 70<br>+28             |                         |   |   |   |   |   |   |   |   |   | = Stocks de matières premières                                             | 14. |

Other chemicals products

10<sup>C</sup>


Produits chimiques de consommation

| MONTH                                        | CE        |   |   | D |   |   | F   |     |     | I   |     |      | UK  |     |     | ← 29.10C<br>← MOIS                                                       | Series code<br>Codes séries |    |
|----------------------------------------------|-----------|---|---|---|---|---|-----|-----|-----|-----|-----|------|-----|-----|-----|--------------------------------------------------------------------------|-----------------------------|----|
|                                              | N         | D | J | N | D | J | N   | D   | J   | N   | D   | J    | N   | D   | J   |                                                                          |                             |    |
| 1. Production trend                          | =         |   |   |   |   |   | 56  | 68  | 46  | 70  | 92  | 85   |     |     |     | 47                                                                       | = Tendance de la production | 1. |
|                                              | b         |   |   |   |   |   | +36 | +24 | +2  | +4  | -6  | -13  |     |     |     | +37                                                                      | s                           |    |
| 2. Order books                               | =         |   |   |   |   |   | 71  | 70  | 67  | 49  | 51  | 82   | 57  | 55  | 60  | = Carnet de commandes, total                                             | 2.                          |    |
|                                              | b         |   |   |   |   |   | -3  | -12 | -9  | -51 | -39 | -6   | -29 | +5  | -32 | s                                                                        |                             |    |
| 3. Export order books                        | =         |   |   |   |   |   | 71  | 48  | 80  | 80  | 77  | 73   | 51  | 59  | 64  | = Carnets de commandes étrangères                                        | 3.                          |    |
|                                              | b         |   |   |   |   |   | -17 | -30 | +2  | -20 | -5  | -23  | +13 | +3  | -16 | s                                                                        |                             |    |
| 4. Stocks of finished products               | =         |   |   |   |   |   | 90  | 93  | 76  | 74  | 83  | 66   | 88  | 76  | 89  | = Stocks de produits finis                                               | 4.                          |    |
|                                              | b         |   |   |   |   |   | +10 | +5  | -16 | +22 | +11 | +6   | +4  | +16 | -1  | s                                                                        |                             |    |
| 5. Production expectations                   | =         |   |   |   |   |   | 58  | 76  | 62  | 72  | 41  | 84   | 56  | 61  | 50  | = Perspectives d'évolution de la production                              | 5.                          |    |
|                                              | b         |   |   |   |   |   | +22 | +14 | +32 | -10 | +3  | +14  | +10 | +31 | +36 | s                                                                        |                             |    |
| 6. Selling-price expectations                | =         |   |   |   |   |   | 75  | 71  | 61  | 55  | 50  | 40   | 35  | 50  | 51  | = Perspectives d'évolution des prix de vente                             | 6.                          |    |
|                                              | b         |   |   |   |   |   | +25 | +29 | +39 | +45 | +50 | +58  | +49 | +50 | +47 | s                                                                        |                             |    |
| 7. Employment expectations                   | =         |   |   |   |   |   | 66  |     |     | 84  |     |      | 55  |     |     | = Perspectives d'évolution de l'emploi                                   | 7.                          |    |
|                                              | b         |   |   |   |   |   | -24 |     |     | -16 |     |      | -23 |     |     | s                                                                        |                             |    |
| 8. Limits to production                      | none      |   |   |   |   |   | 97  |     |     | 68  |     |      | 5   |     |     | aucune demande main d'œuvre équipement } Facteurs limitant la production | 8.                          |    |
|                                              | demand    |   |   |   |   |   |     |     |     | 85  |     |      | 80  |     |     |                                                                          |                             |    |
|                                              | labour    |   |   |   |   |   |     |     |     |     |     |      | 1   |     |     |                                                                          |                             |    |
|                                              | equipment |   |   |   |   |   | 3   |     |     |     |     |      | 13  |     |     |                                                                          |                             |    |
| 9. Adequacy of production capacity           | =         |   |   |   |   |   |     |     |     |     |     | 72   |     |     | 47  | = Suffisance de la capacité de production                                | 9.                          |    |
|                                              | b         |   |   |   |   |   |     |     |     |     |     | +28  |     |     | +45 | s                                                                        |                             |    |
| 10. Duration in months of assured production | =         |   |   |   |   |   |     |     |     |     |     | 3.8  |     |     | 3.0 | = Durée de production assurée, en mois                                   | 10.                         |    |
| 11. New orders                               | =         |   |   |   |   |   |     |     |     |     |     | 66   |     |     | 51  | = Commandes nouvelles                                                    | 11.                         |    |
|                                              | b         |   |   |   |   |   |     |     |     |     |     | +16  |     |     | +21 | s                                                                        |                             |    |
| 12. Export orders' expectations              | =         |   |   |   |   |   |     |     |     |     |     | 70   |     |     | 62  | = Perspectives d'évolution de commandes étrangères                       | 12.                         |    |
|                                              | b         |   |   |   |   |   |     |     |     |     |     | -6   |     |     | +34 | s                                                                        |                             |    |
| 13. % Capacity utilisation                   | =         |   |   |   |   |   |     |     |     |     |     | 67.6 |     |     |     | = % Utilisation de la capacité                                           | 13.                         |    |
| 14. Raw material stocks                      | =         |   |   |   |   |   |     |     |     |     |     | 84   |     |     |     | = Stocks de matières premières                                           | 14.                         |    |
|                                              | b         |   |   |   |   |   |     |     |     |     |     | +16  |     |     |     | s                                                                        |                             |    |

| MONTH                                        | DK        |   |   | IRL |     |      | NL  |     |      | B  |    |      | L   |     |      | ← MOIS                                                                   | Series code<br>Codes séries |
|----------------------------------------------|-----------|---|---|-----|-----|------|-----|-----|------|----|----|------|-----|-----|------|--------------------------------------------------------------------------|-----------------------------|
|                                              | N         | D | J | N   | D   | J    | N   | D   | J    | N  | D  | J    | N   | D   | J    |                                                                          |                             |
| 1. Production trend                          | =         |   |   | 72  | 78  | 67   | 93  | 70  | 83   | 77 | 70 | 69   | 67  | 67  | 98   | = Tendance de la production                                              | 1.                          |
|                                              | b         |   |   |     | -4  | -9   | -7  | +6  | -7   | +3 | -3 | +33  | -33 |     | s    |                                                                          |                             |
| 2. Order books                               | =         |   |   | 96  | 84  | 84   | 84  | 84  | 82   | 85 | 79 | 79   | 98  | 67  | 98   | = Carnet de commandes, total                                             | 2.                          |
|                                              | b         |   |   | +4  | -10 | -16  | -8  | -8  | +4   | +1 | +1 | +1   |     | -33 | s    |                                                                          |                             |
| 3. Export order books                        | =         |   |   | 23  | 57  | 28   |     |     |      | 89 | 87 | 84   | 38  | 98  | 98   | = Carnets de commandes étrangères                                        | 3.                          |
|                                              | b         |   |   | +37 | +41 | +24  |     |     |      | +5 | +3 | +6   | +62 |     | s    |                                                                          |                             |
| 4. Stocks of finished products               | =         |   |   | 72  | 98  | 69   | 77  | 88  | 89   | 83 | 82 | 85   | 98  | 98  | 98   | = Stocks de produits finis                                               | 4.                          |
|                                              | b         |   |   | -28 |     | -31  | +23 | +12 | +11  | +5 | +2 | +5   |     |     | s    |                                                                          |                             |
| 5. Production expectations                   | =         |   |   | 58  | 60  | 55   | 95  | 90  | 81   | 90 | 84 | 84   | 98  | 98  | 67   | = Perspectives d'évolution de la production                              | 5.                          |
|                                              | b         |   |   | +42 | +14 | -13  | +5  | -10 | +19  |    | -2 | +4   |     |     | +33  | s                                                                        |                             |
| 6. Selling-price expectations                | =         |   |   | 16  | 49  | 47   |     |     |      | 95 | 95 | 93   | 67  | 67  | 67   | = Perspectives d'évolution des prix de vente                             | 6.                          |
|                                              | b         |   |   | +24 | +51 | +53  |     |     |      | +3 | +3 | +5   | +33 | +33 | +33  | s                                                                        |                             |
| 7. Employment expectations                   | =         |   |   | 98  |     |      | 96  |     |      | 99 |    |      | 98  |     |      | = Perspectives d'évolution de l'emploi                                   | 7.                          |
|                                              | b         |   |   |     |     |      | +4  |     |      | -1 |    |      |     |     | s    |                                                                          |                             |
| 8. Limits to production                      | none      |   |   | 42  |     |      | 92  |     |      |    |    |      | 100 |     |      | aucune demande main d'œuvre équipement } Facteurs limitant la production | 8.                          |
|                                              | demand    |   |   | 17  |     |      | 6   |     |      | 92 |    |      |     |     |      |                                                                          |                             |
|                                              | labour    |   |   | 66  |     |      | 2   |     |      |    |    |      |     |     |      |                                                                          |                             |
|                                              | equipment |   |   |     |     |      |     |     |      |    |    |      |     |     |      |                                                                          |                             |
| 9. Adequacy of production capacity           | =         |   |   |     |     | 78   |     |     | 58   |    |    | 38   |     |     | 98   | = Suffisance de la capacité de production                                | 9.                          |
|                                              | b         |   |   |     |     | +22  |     |     | +38  |    |    | +38  |     |     | s    |                                                                          |                             |
| 10. Duration in months of assured production | =         |   |   |     |     | 1.9  |     |     | 2.4  |    |    |      |     |     | 2.8  | = Durée de production assurée, en mois                                   | 10.                         |
| 11. New orders                               | =         |   |   |     |     | 68   |     |     | 41   |    |    | 80   |     |     | 98   | = Commandes nouvelles                                                    | 11.                         |
|                                              | b         |   |   |     |     |      |     |     | +13  |    |    |      |     |     | s    |                                                                          |                             |
| 12. Export orders' expectations              | =         |   |   |     |     | 29   |     |     | 67   |    |    |      |     |     | 98   | = Perspectives d'évolution de commandes étrangères                       | 12.                         |
|                                              | b         |   |   |     |     | +67  |     |     | +25  |    |    |      |     |     | s    |                                                                          |                             |
| 13. % Capacity utilisation                   | =         |   |   |     |     | 57.6 |     |     | 77.0 |    |    | 73.0 |     |     | 66.0 | = % Utilisation de la capacité                                           | 13.                         |
| 14. Raw material stocks                      | =         |   |   |     |     | 98   |     |     | 91   |    |    |      |     |     | 98   | = Stocks de matières premières                                           | 14.                         |
|                                              | b         |   |   |     |     |      |     |     | +9   |    |    |      |     |     | s    |                                                                          |                             |






Manufacture of metal articles

Fabrication d'ouvrages en métaux

| MONTH →                                      | CE |     |     | D   |      |     | F   |     |     | I   |     |      | UK  |     |     | 31.12 ← | Series code<br>Codes séries                      |                                            |                                 |
|----------------------------------------------|----|-----|-----|-----|------|-----|-----|-----|-----|-----|-----|------|-----|-----|-----|---------|--------------------------------------------------|--------------------------------------------|---------------------------------|
|                                              | N  | D   | J   | N   | D    | J   | N   | D   | J   | N   | D   | J    | N   | D   | J   | ← MOIS  |                                                  |                                            |                                 |
| 1. Production trend                          | =  |     | 58  | 59  | 65   | 55  | 51  | 65  | 59  | 62  | 60  | 58   |     |     | 60  | =       | Tendance de la production                        | 1                                          |                                 |
|                                              | b  |     | -26 | -9  | -17  | -39 | -15 | -9  | -17 | -28 | -32 | -40  |     |     | -10 | =       |                                                  |                                            |                                 |
| 2. Order books                               | =  | 38  | 35  | 37  | 41   | 36  | 37  | 36  | 37  | 38  | 50  | 39   | 51  | 24  | 26  | 21      | =                                                | Carnet de commandes, total                 | 2.                              |
|                                              | b  | -44 | -47 | -45 | -51  | -56 | -51 | -28 | -27 | -28 | -48 | -55  | -49 | -54 | -54 | -61     | =                                                |                                            |                                 |
| 3. Export order books                        | =  | 44  | 41  | 41  | 52   | 49  | 53  | 29  | 26  | 27  | 53  | 44   | 56  | 34  | 34  | 15      | =                                                | Carnets de commandes étrangères            | 3.                              |
|                                              | b  | -38 | -39 | -39 | -38  | -41 | -39 | -33 | -36 | -31 | -43 | -40  | -32 | -46 | -42 | -51     | =                                                |                                            |                                 |
| 4. Stocks of finished products               | =  | 73  | 71  | 75  | 78   | 78  | 80  | 72  | 71  | 72  | 75  | 76   | 72  | 70  | 74  | 72      | =                                                | Stocks de produits finis                   | 4.                              |
|                                              | b  | +15 | +17 | +17 | +16  | +18 | +18 | +14 | +15 | +14 | +17 | +16  | +16 | +14 | +20 | +22     | =                                                |                                            |                                 |
| 5. Production expectations                   | =  | 64  | 65  | 66  | 68   | 70  | 69  | 65  | 65  | 65  | 55  | 58   | 64  | 63  | 64  | 63      | =                                                | Perspectives d'évolution de la production  | 5.                              |
|                                              | b  | -18 | -15 | -6  | -20  | -20 | -13 | -15 | -7  | +7  | -39 | -30  | -6  | -5  | -2  | -7      | =                                                |                                            |                                 |
| 6. Selling-price expectations                | =  | 46  | 35  | 32  | 61   | 39  | 36  | 27  | 26  | 19  | 43  | 37   | 36  | 46  | 40  | 42      | =                                                | Perspectives d'évolution des prix de vente | 6.                              |
|                                              | b  | +48 | +59 | +62 | +35  | +55 | +60 | +71 | +72 | +77 | +55 | +63  | +64 | +34 | +44 | +42     | =                                                |                                            |                                 |
| 7. Employment expectations                   | =  | 57  |     |     | 66   |     |     | 49  |     |     | 57  |      |     | 45  |     |         | =                                                | Perspectives d'évolution de l'emploi       | 7.                              |
|                                              | b  | -29 |     |     | -24  |     |     | -27 |     |     | -39 |      |     | -41 |     |         | =                                                |                                            |                                 |
| 8. Limits to production                      |    | 26  |     |     | 48   |     |     |     |     |     | 42  |      |     | 4   |     |         | =                                                | aucune                                     | Facteurs limitant la production |
| none to demand                               | —  | 70  |     |     | 44   |     |     | 95  |     |     | 92  |      |     | 86  |     |         | =                                                | demande                                    |                                 |
| labour                                       | —  | 6   |     |     | 8    |     |     | 2   |     |     | 3   |      |     | 7   |     |         | =                                                | main d'œuvre                               |                                 |
| equipment                                    | —  | 3   |     |     | 3    |     |     | 3   |     |     | 5   |      |     | 3   |     |         | =                                                | équipement                                 |                                 |
| 9. Adequacy of production capacity           | =  |     |     |     |      |     | 59  |     |     |     |     | 50   |     |     | 30  | =       | Suffisance de la capacité de production          | 9.                                         |                                 |
|                                              | b  |     |     |     |      |     | +33 |     |     |     |     | +42  |     |     | +62 | =       |                                                  |                                            |                                 |
| 10. Duration in months of assured production | =  |     |     |     |      |     | 3.1 |     |     |     |     | 4.7  |     |     | 3.0 | =       | Durée de production assurée, en mois             | 10.                                        |                                 |
| 11. New orders                               | =  |     |     |     | 59   | 62  |     |     |     |     |     | 41   |     |     | 41  | =       | Commandes nouvelles                              | 11.                                        |                                 |
|                                              | b  |     |     |     | -17  | -26 |     |     |     |     |     | -23  |     |     | -9  | =       |                                                  |                                            |                                 |
| 12. Export orders' expectations              | =  |     |     |     | 80   | 78  |     |     |     |     |     | 57   |     |     | 82  | =       | Perspectives d'évolution de commandes étrangères | 12.                                        |                                 |
|                                              | b  |     |     |     | -4   | -2  |     |     |     |     |     | +9   |     |     |     | =       |                                                  |                                            |                                 |
| 13. % Capacity utilisation                   | =  |     |     |     | 78.5 |     |     |     |     |     |     | 73.9 |     |     |     | =       | % Utilisation de la capacité                     | 13.                                        |                                 |
| 14. Raw material stocks                      | =  |     |     |     |      |     |     |     |     |     |     | 82   |     |     |     | =       | Stocks de matières premières                     | 14.                                        |                                 |
|                                              | b  |     |     |     |      |     |     |     |     |     |     | +2   |     |     |     | =       |                                                  |                                            |                                 |

| MONTH →                                      | DK |     |   | IRL |      |     | NL  |     |     | B    |     |     | L    |     |      | ← MOIS |                                                  |                                 |
|----------------------------------------------|----|-----|---|-----|------|-----|-----|-----|-----|------|-----|-----|------|-----|------|--------|--------------------------------------------------|---------------------------------|
|                                              | N  | D   | J | N   | D    | J   | N   | D   | J   | N    | D   | J   | N    | D   | J    |        |                                                  |                                 |
| 1. Production trend                          | =  |     |   | 36  | 48   | 66  | 53  | 49  | 59  | 78   | 71  | 74  | 82   | 69  | 53   | =      | Tendance de la production                        | 1.                              |
|                                              | b  |     |   | -12 | +14  | -34 | -27 | -19 | -17 | -2   | -7  | -20 | -18  | -31 | -3   | =      |                                                  |                                 |
| 2. Order books                               | =  |     |   | 57  | 65   | 15  | 43  | 41  | 47  | 43   | 42  | 40  | 53   | 70  | 47   | =      | Carnet de commandes, total                       | 2.                              |
|                                              | b  |     |   | -43 | -29  | -85 | -29 | -33 | -33 | -55  | -56 | -56 | -47  | -30 | -53  | =      |                                                  |                                 |
| 3. Export order books                        | =  |     |   | 32  | 34   | 59  |     |     |     | 35   | 37  | 33  | 42   | 82  | 40   | =      | Carnets de commandes étrangères                  | 3.                              |
|                                              | b  |     |   | +38 | +54  | +17 |     |     |     | -39  | -43 | -45 | -58  | -18 | -50  | =      |                                                  |                                 |
| 4. Stocks of finished products               | =  |     |   | 44  | 66   | 66  | 70  | 22  | 72  | 48   | 30  | 78  | 91   | 91  | 90   | =      | Stocks de produits finis                         | 4.                              |
|                                              | b  |     |   | -42 | -22  | +4  | +16 | -8  | +22 | +40  | +24 |     | +9   | +9  | +10  | =      |                                                  |                                 |
| 5. Production expectations                   | =  |     |   | 85  | 62   | 19  | 58  | 60  | 61  | 60   | 46  | 65  | 76   | 87  | 56   | =      | Perspectives d'évolution de la production        | 5.                              |
|                                              | b  |     |   | +15 | -14  | -65 | -18 | -26 | -1  | -20  | -38 | -27 | -24  | -13 | -44  | =      |                                                  |                                 |
| 6. Selling-price expectations                | =  |     |   | 24  | 71   | 51  |     |     |     | 41   | 42  | 36  | 85   | 58  | 56   | =      | Perspectives d'évolution des prix de vente       | 6.                              |
|                                              | b  |     |   | +46 | +29  | +49 |     |     |     | +57  | +58 | +62 | +15  | +42 | +10  | =      |                                                  |                                 |
| 7. Employment expectations                   | =  | 65  |   |     | 96   |     | 79  |     |     | 57   |     |     | 74   |     |      | =      | Perspectives d'évolution de l'emploi             | 7.                              |
|                                              | b  | -15 |   |     | -4   |     | -13 |     |     | -19  |     |     | -26  |     |      | =      |                                                  |                                 |
| 8. Limits to production                      |    | 62  |   |     | 68   |     | 47  |     |     | 9    |     |     | 34   |     |      | =      | aucune                                           | Facteurs limitant la production |
| none to demand                               | —  | 34  |   |     | 100  |     | 29  |     |     | 76   |     |     | 36   |     |      | =      | demande                                          |                                 |
| labour                                       | —  | 4   |   |     |      |     | 14  |     |     | 7    |     |     |      |     |      | =      | main d'œuvre                                     |                                 |
| equipment                                    | —  |     |   |     |      |     | 8   |     |     | 4    |     |     | 30   |     |      | =      | équipement                                       |                                 |
| 9. Adequacy of production capacity           | =  |     |   |     |      |     | 64  |     |     | 55   |     |     | 44   |     | 70   | =      | Suffisance de la capacité de production          | 9.                              |
|                                              | b  |     |   |     |      |     | +36 |     |     | +39  |     |     | +44  |     | +16  | =      |                                                  |                                 |
| 10. Duration in months of assured production | =  |     |   |     |      |     | 1.8 |     |     | 2.9  |     |     | 4.4  |     | 1.9  | =      | Durée de production assurée, en mois             | 10.                             |
| 11. New orders                               | =  |     |   |     | 31   |     |     |     |     | 61   |     |     | 60   |     | 49   | =      | Commandes nouvelles                              | 11.                             |
|                                              | b  |     |   |     | -69  |     |     |     |     | -13  |     |     | -10  |     | -51  | =      |                                                  |                                 |
| 12. Export orders' expectations              | =  |     |   |     | 94   |     |     |     |     | 83   |     |     | 50   |     |      | =      | Perspectives d'évolution de commandes étrangères | 12.                             |
|                                              | b  |     |   |     | +6   |     |     |     |     | +11  |     |     | -28  |     |      | =      |                                                  |                                 |
| 13. % Capacity utilisation                   | =  |     |   |     | 68.3 |     |     |     |     | 74.0 |     |     | 67.0 |     | 77.0 | =      | % Utilisation de la capacité                     | 13.                             |
| 14. Raw material stocks                      | =  |     |   |     |      |     | 65  |     |     | 71   |     |     | 88   |     | 97   | =      | Stocks de matières premières                     | 14.                             |
|                                              | b  |     |   |     |      |     | +5  |     |     | +21  |     |     |      |     | +3   | =      |                                                  |                                 |



Mechanical engineering

13

Construction de machines et de matériel mécanique

| MONTH                                        | CE        |     |     | D   |     |     | F    |     |     | I   |     |     | UK   |     |     | 32.13  | Series code               |                                                  |                                 |
|----------------------------------------------|-----------|-----|-----|-----|-----|-----|------|-----|-----|-----|-----|-----|------|-----|-----|--------|---------------------------|--------------------------------------------------|---------------------------------|
|                                              | N         | D   | J   | N   | D   | J   | N    | D   | J   | N   | D   | J   | N    | D   | J   | ← MOIS | Codes séries              |                                                  |                                 |
| 1. Production trend                          | =         |     | 66  | 71  | 74  | 71  | 40   | 57  | 56  | 67  | 61  | 58  |      |     | 62  | =      | Tendance de la production | 1                                                |                                 |
|                                              | b         |     | -14 | -11 | -6  | -13 | -22  | -25 | -20 | -29 | -25 | -34 |      |     | -2  | s      |                           |                                                  |                                 |
| 2. Order books                               | =         | 37  | 34  | 35  | 45  | 40  | 42   | 32  | 32  | 29  | 38  | 31  | 33   | 22  | 22  | 24     | =                         | Carnet de commandes, total                       | 2.                              |
|                                              | b         | -53 | -54 | -53 | -47 | -48 | -44  | -56 | -50 | -53 | -54 | -65 | -59  | -66 | -68 | -66    | s                         |                                                  |                                 |
| 3. Export order books                        | =         | 39  | 38  | 40  | 44  | 43  | 47   | 35  | 30  | 30  | 48  | 46  | 42   | 21  | 26  | 28     | =                         | Carnets de commandes étrangères                  | 3.                              |
|                                              | b         | -45 | -48 | -44 | -38 | -41 | -37  | -53 | -60 | -52 | -38 | -48 | -50  | -57 | -56 | -52    | s                         |                                                  |                                 |
| 4. Stocks of finished products               | =         | 64  | 68  | 66  | 72  | 76  | 75   | 39  | 45  | 41  | 63  | 59  | 59   | 63  | 70  | 68     | =                         | Stocks de produits finis                         | 4.                              |
|                                              | b         | +24 | +22 | +26 | +24 | +22 | +21  | +29 | +23 | +33 | +25 | +25 | +39  | +29 | +18 | +24    | s                         |                                                  |                                 |
| 5. Production expectations                   | =         | 63  | 60  | 64  | 72  | 68  | 69   | 53  | 46  | 57  | 59  | 62  | 63   | 55  | 53  | 58     | =                         | Perspectives d'évolution de la production        | 5.                              |
|                                              | b         | -19 | -16 | -16 | -20 | -22 | -21  | -29 | -26 | -29 | -31 | -16 | -13  | -7  | +3  | +4     | s                         |                                                  |                                 |
| 6. Selling-price expectations                | =         | 57  | 46  | 38  | 69  | 51  | 39   | 41  | 34  | 36  | 27  | 25  | 24   | 58  | 54  | 44     | =                         | Perspectives d'évolution des prix de vente       | 6.                              |
|                                              | b         | +39 | +50 | +58 | +29 | +49 | +59  | +59 | +60 | +64 | +73 | +75 | +76  | +30 | +34 | +46    | s                         |                                                  |                                 |
| 7. Employment expectations                   | =         | 67  |     |     | 77  |     |      | 51  |     |     | 76  |     |      | 50  |     |        | =                         | Perspectives d'évolution de l'emploi             | 7.                              |
|                                              | b         | -25 |     |     | -21 |     |      | -39 |     |     | -24 |     |      | -32 |     |        | s                         |                                                  |                                 |
| 8. Limits to production                      |           | 37  |     |     | 63  |     |      | 81  |     |     | 38  |     |      | 8   |     |        | =                         | aucune demande de main d'œuvre                   | Facteurs limitant la production |
|                                              | none      | 37  |     |     | 63  |     |      | 81  |     |     | 38  |     |      | 8   |     |        | ---                       |                                                  |                                 |
|                                              | demand    | 60  |     |     | 33  |     |      | 12  |     |     | 95  |     |      | 5   |     |        | ---                       |                                                  |                                 |
|                                              | labour    | 5   |     |     | 4   |     |      | 7   |     |     | 1   |     |      | 3   |     |        | ---                       |                                                  |                                 |
|                                              | equipment | 3   |     |     | 2   |     |      |     |     |     | 1   |     |      |     |     |        | ---                       |                                                  |                                 |
| 9. Adequacy of production capacity           | =         |     |     |     |     |     | 64   |     |     |     |     |     | 55   |     |     | 37     | =                         | Suffisance de la capacité de production          | 9.                              |
|                                              | b         |     |     |     |     |     | +34  |     |     |     |     |     | +35  |     |     | +57    | s                         |                                                  |                                 |
| 10. Duration in months of assured production |           |     |     |     |     |     | 4.5  |     |     |     |     |     | 6.2  |     |     | 3.0    | =                         | Durée de production assurée, en mois             | 10.                             |
| 11. New orders                               | =         |     |     |     | 64  | 65  |      |     |     |     |     |     | 46   |     |     | 43     | =                         | Commandes nouvelles                              | 11.                             |
|                                              | b         |     |     |     | -12 | -9  |      |     |     |     |     |     | -22  |     |     | -7     | s                         |                                                  |                                 |
| 12. Export orders' expectations              | =         |     |     |     | 71  | 73  |      |     |     |     |     |     | 59   |     |     | 68     | =                         | Perspectives d'évolution de commandes étrangères | 12.                             |
|                                              | b         |     |     |     | -5  | -1  |      |     |     |     |     |     | +5   |     |     | +4     | s                         |                                                  |                                 |
| 13. % Capacity utilisation                   |           |     |     |     |     |     | 82.6 |     |     |     |     |     | 76.9 |     |     |        | =                         | Utilisation de la capacité                       | 13.                             |
| 14. Raw material stocks                      | =         |     |     |     |     |     |      |     |     |     |     |     | 80   |     |     |        | =                         | Stocks de matières premières                     | 14.                             |
|                                              | b         |     |     |     |     |     |      |     |     |     |     |     | +8   |     |     |        | s                         |                                                  |                                 |

| MONTH                                        | DK        |    |   | IRL |     |     | NL   |     |     | B    |     |     | L    |     |     | ← MOIS | Series code                                |                                                  |     |
|----------------------------------------------|-----------|----|---|-----|-----|-----|------|-----|-----|------|-----|-----|------|-----|-----|--------|--------------------------------------------|--------------------------------------------------|-----|
|                                              | N         | D  | J | N   | D   | J   | N    | D   | J   | N    | D   | J   | N    | D   | J   |        |                                            |                                                  |     |
| 1. Production trend                          | =         |    |   | 37  | 46  | 53  | 74   | 61  | 77  | 66   | 78  | 78  | 94   | 73  | 82  | =      | Tendance de la production                  | 1                                                |     |
|                                              | b         |    |   | +17 | +46 | +47 | -10  | +3  | -9  |      | -2  | -10 | -6   | +1  | +6  | s      |                                            |                                                  |     |
| 2. Order books                               | =         |    |   | 60  | 63  | 58  | 44   | 48  | 43  | 46   | 44  | 45  | 52   | 45  | 50  | =      | Carnet de commandes, total                 | 2.                                               |     |
|                                              | b         |    |   | -32 | -27 | -34 | -40  | -38 | -43 | -48  | -42 | -45 | -10  | +15 | +12 | s      |                                            |                                                  |     |
| 3. Export order books                        | =         |    |   | 24  | 32  | 31  |      |     |     | 40   | 43  | 45  | 55   | 7   | 20  | =      | Carnets de commandes étrangères            | 3.                                               |     |
|                                              | b         |    |   | +10 | +34 | +45 |      |     |     | -60  | -51 | -53 | -11  | +51 | +40 | s      |                                            |                                                  |     |
| 4. Stocks of finished products               | =         |    |   | 86  | 96  | 98  | 87   | 78  | 79  | 73   | 71  | 73  | 38   | 38  | 61  | =      | Stocks de produits finis                   | 4.                                               |     |
|                                              | b         |    |   | +14 | +2  | +2  | +13  | +22 | +21 | +9   | +15 | +17 | +62  | +62 | +39 | s      |                                            |                                                  |     |
| 5. Production expectations                   | =         |    |   | 39  | 41  | 55  | 62   | 63  | 71  | 60   | 57  | 59  | 78   | 85  | 85  | =      | Perspectives d'évolution de la production  | 5.                                               |     |
|                                              | b         |    |   | +19 | +49 | +45 | -18  | -13 | -15 | -20  | -21 | -13 | -18  | -11 | -11 | s      |                                            |                                                  |     |
| 6. Selling-price expectations                | =         |    |   | 49  | 65  | 58  |      |     |     | 65   | 63  | 54  | 71   | 45  | 52  | =      | Perspectives d'évolution des prix de vente | 6.                                               |     |
|                                              | b         |    |   | -23 | +35 | +42 |      |     |     | +27  | +25 | +28 | +25  | +55 | +48 | s      |                                            |                                                  |     |
| 7. Employment expectations                   | =         | 73 |   |     | 30  |     | 84   |     |     | 78   |     |     | 94   |     |     | =      | Perspectives d'évolution de l'emploi       | 7.                                               |     |
|                                              | b         | -3 |   |     | -70 |     | -8   |     |     | -10  |     |     | -6   |     |     | s      |                                            |                                                  |     |
| 8. Limits to production                      |           | 77 |   |     | 15  |     | 53   |     |     | 10   |     |     | 35   |     |     | =      | aucune demande de main d'œuvre             | Facteurs limitant la production                  |     |
|                                              | none      | 77 |   |     | 15  |     | 53   |     |     | 10   |     |     | 35   |     |     | ---    |                                            |                                                  |     |
|                                              | demand    | 18 |   |     | 100 |     | 39   |     |     | 84   |     |     | 63   |     |     | ---    |                                            |                                                  |     |
|                                              | labour    | 1  |   |     |     |     | 5    |     |     | 5    |     |     |      |     |     | ---    |                                            |                                                  |     |
|                                              | equipment | 5  |   |     |     |     | 1    |     |     | 1    |     |     | 2    |     |     | ---    |                                            |                                                  |     |
| 9. Adequacy of production capacity           | =         |    |   |     |     |     | 65   |     |     | 67   |     |     | 46   |     |     | 35     | =                                          | Suffisance de la capacité de production          | 9.  |
|                                              | b         |    |   |     |     |     | +35  |     |     | +25  |     |     | +54  |     |     | +65    | s                                          |                                                  |     |
| 10. Duration in months of assured production |           |    |   |     |     |     | 6.9  |     |     | 4.5  |     |     | 5.2  |     |     | 3.8    | =                                          | Durée de production assurée, en mois             | 10. |
| 11. New orders                               | =         |    |   |     | 2   |     |      |     |     | 40   |     |     | 48   |     |     | 45     | =                                          | Commandes nouvelles                              | 11. |
|                                              | b         |    |   |     | +24 |     |      |     |     | -18  |     |     | -10  |     |     | +39    | s                                          |                                                  |     |
| 12. Export orders' expectations              | =         |    |   |     | 67  |     |      |     |     | 70   |     |     | 47   |     |     | 47     | =                                          | Perspectives d'évolution de commandes étrangères | 12. |
|                                              | b         |    |   |     | -11 |     |      |     |     | -4   |     |     | +33  |     |     | +33    | s                                          |                                                  |     |
| 13. % Capacity utilisation                   |           |    |   |     |     |     | 66.5 |     |     | 78.0 |     |     | 70.0 |     |     | 83.0   | =                                          | Utilisation de la capacité                       | 13. |
| 14. Raw material stocks                      | =         |    |   |     | 87  |     |      |     |     | 74   |     |     | 77   |     |     | 83     | =                                          | Stocks de matières premières                     | 14. |
|                                              | b         |    |   |     | +9  |     |      |     |     | +26  |     |     | +5   |     |     | +17    | s                                          |                                                  |     |

Agricultural machinery and tractors

13<sup>a</sup>

Machines et tracteurs agricoles

| MONTH                                        | CE |     |     | D   |     |     | F    |     |     | I   |     |     | UK  |     |     | Series code<br>Codes séries |                                                                                |     |
|----------------------------------------------|----|-----|-----|-----|-----|-----|------|-----|-----|-----|-----|-----|-----|-----|-----|-----------------------------|--------------------------------------------------------------------------------|-----|
|                                              | N  | D   | J   | N   | D   | J   | N    | D   | J   | N   | D   | J   | N   | D   | J   |                             |                                                                                |     |
| 1. Production trend                          | =  |     | 56  | 59  | 56  | 59  | 22   | 60  | 60  | 32  | 38  | 20  |     |     | 75  | = Tendance de la production | 1                                                                              |     |
|                                              | b  |     | -22 | -13 | -4  | -3  | +10  | -34 | -30 | -42 | -54 | -80 |     |     | +3  | s                           |                                                                                |     |
| 2. Order books                               | =  | 32  | 38  | 40  | 21  | 23  | 32   | 49  | 50  | 51  | 9   | 20  | 16  | 36  | 61  | 59                          | = Carnet de commandes, total                                                   | 2.  |
|                                              | b  | -64 | -50 | -50 | -79 | -55 | -62  | -43 | -38 | -37 | -87 | -80 | -84 | -54 | -29 | -21                         | s                                                                              |     |
| 3. Export order books                        | =  | 19  | 21  | 36  | 18  | 22  | 21   | 39  | 46  | 58  | 8   | 23  | 7   | 17  | 7   | 50                          | = Carnets de commandes étrangères                                              | 3.  |
|                                              | b  | -71 | -53 | -58 | -82 | -56 | -75  | -55 | -48 | -36 | -90 | -77 | -91 | -57 | -41 | -40                         | s                                                                              |     |
| 4. Stocks of finished products               | =  | 49  | 57  | 67  | 47  | 73  | 80   | 25  | 26  | 57  | 40  | 13  | 12  | 74  | 80  | 79                          | = Stocks de produits finis                                                     | 4.  |
|                                              | b  | +19 | +19 | +15 | +39 | +15 | +8   | -15 | -8  | -15 | +56 | +85 | +88 | +8  | +16 | +19                         | s                                                                              |     |
| 5. Production expectations                   | =  | 54  | 58  | 58  | 76  | 72  | 71   | 40  | 23  | 33  | 20  | 71  | 47  | 59  | 78  | 82                          | = Perspectives d'évolution de la production                                    | 5.  |
|                                              | b  | -36 | -12 | -24 | -20 | +6  | +1   | -42 | -25 | -59 | -74 | -17 | -45 | -25 | -6  | -2                          | s                                                                              |     |
| 6. Selling-price expectations                | =  | 58  | 65  | 54  | 77  | 80  | 70   | 53  | 66  | 64  | 42  | 15  | 55  | 42  | 75  | 22                          | = Perspectives d'évolution des prix de vente                                   | 6.  |
|                                              | b  | +34 | +35 | +46 | +1  | +20 | +30  | +47 | +34 | +36 | +58 | +85 | +45 | +54 | +25 | +76                         | s                                                                              |     |
| 7. Employment expectations                   | =  | 57  |     |     | 61  |     |      | 56  |     |     | 67  |     |     | 28  |     |                             | = Perspectives d'évolution de l'emploi                                         | 7.  |
|                                              | b  | -39 |     |     | -39 |     |      | -32 |     |     | -31 |     |     | -66 |     |                             | s                                                                              |     |
| 8. Limits to production                      |    | 22  |     |     | 51  |     |      | 55  |     |     | 4   |     |     | 6   |     |                             | aucune demande de main d'œuvre ou équipement } Facteurs limitant la production | 8.  |
| to demand                                    | —  | 67  |     |     | 49  |     |      | 43  |     |     | 97  |     |     | 92  |     |                             |                                                                                |     |
| labour                                       | —  | 11  |     |     |     |     |      | 2   |     |     |     |     |     | 1   |     |                             |                                                                                |     |
| equipment                                    | —  | 1   |     |     |     |     |      |     |     |     |     |     |     | 1   |     |                             |                                                                                |     |
| 9. Adequacy of production capacity           | =  |     |     |     |     |     | 63   |     |     |     |     | 13  |     |     |     | 20                          | = Suffisance de la capacité de production                                      | 9.  |
|                                              | b  |     |     |     |     |     | +37  |     |     |     |     | +83 |     |     |     | +70                         | s                                                                              |     |
| 10. Duration in months of assured production |    |     |     |     |     |     | 2.4  |     |     |     |     | 2.4 |     |     |     | 2.0                         | = Durée de production assurée, en mois                                         | 10. |
| 11. New orders                               | =  |     |     |     | 72  | 76  |      |     |     |     |     |     |     | 67  |     | 18                          | = Commandes nouvelles                                                          | 11. |
|                                              | b  |     |     |     | +6  | +16 |      |     |     |     |     |     |     | -23 |     | +60                         | s                                                                              |     |
| 12. Export orders' expectations              | =  |     |     |     | 68  | 78  |      |     |     |     |     |     |     | 17  |     | 57                          | = Perspectives d'évolution de commandes étrangères                             | 12. |
|                                              | b  |     |     |     | +14 | +8  |      |     |     |     |     |     |     | +59 |     | -39                         | s                                                                              |     |
| 13. % Capacity utilisation                   |    |     |     |     |     |     | 75.5 |     |     |     |     |     |     |     |     | 65.1                        | = % Utilisation de la capacité                                                 | 13. |
| 14. Raw material stocks                      | =  |     |     |     |     |     |      |     |     |     |     |     |     |     |     | 89                          | = Stocks de matières premières                                                 | 14. |
|                                              | b  |     |     |     |     |     |      |     |     |     |     |     |     |     |     | +7                          | s                                                                              |     |

| MONTH                                        | DK |   |   | IRL |     |     | NL   |     |     | B   |     |      | L |   |   | ← MOIS                                                                         |     |
|----------------------------------------------|----|---|---|-----|-----|-----|------|-----|-----|-----|-----|------|---|---|---|--------------------------------------------------------------------------------|-----|
|                                              | N  | D | J | N   | D   | J   | N    | D   | J   | N   | D   | J    | N | D | J |                                                                                |     |
| 1. Production trend                          | =  |   |   | 5   |     | 95  | 66   | 93  | 73  | 46  | 37  | 25   |   |   |   | = Tendance de la production                                                    | 1.  |
|                                              | b  |   |   | +95 | +90 | -5  | +20  | -7  | -13 | -54 | -63 | -57  |   |   |   | s                                                                              |     |
| 2. Order books                               | =  |   |   | 5   |     | 9   | 80   | 80  | 54  | 34  | 25  | 34   |   |   |   | = Carnet de commandes, total                                                   | 2.  |
|                                              | b  |   |   | +95 | +90 | +81 | -20  | -20 | -20 | -66 | -75 | -66  |   |   |   | s                                                                              |     |
| 3. Export order books                        | =  |   |   | 1   | 1   | 79  |      |     |     | 7   | 28  | 35   |   |   |   | = Carnets de commandes étrangères                                              | 3.  |
|                                              | b  |   |   | +97 | +97 | +21 |      |     |     | -93 | -72 | -65  |   |   |   | s                                                                              |     |
| 4. Stocks of finished products               | =  |   |   | 95  | 95  | 95  | 80   | 80  | 73  | 88  | 88  | 91   |   |   |   | = Stocks de produits finis                                                     | 4.  |
|                                              | b  |   |   | +5  | +5  | +5  | +20  | +20 | +27 | +12 | +12 | +9   |   |   |   | s                                                                              |     |
| 5. Production expectations                   | =  |   |   | 5   | 5   | 5   | 60   | 74  | 80  | 37  | 25  | 16   |   |   |   | = Perspectives d'évolution de la production                                    | 5.  |
|                                              | b  |   |   | +95 | +95 | +77 | -26  |     | +6  | -63 | -75 | -60  |   |   |   | s                                                                              |     |
| 6. Selling-price expectations                | =  |   |   | 95  | 1   | 9   |      |     |     | 40  | 37  | 16   |   |   |   | = Perspectives d'évolution des prix de vente                                   | 6.  |
|                                              | b  |   |   | +5  | +97 | +91 |      |     |     | +60 | +63 | +84  |   |   |   | s                                                                              |     |
| 7. Employment expectations                   | =  |   |   | 98  |     |     | 86   |     |     | 97  |     |      |   |   |   | = Perspectives d'évolution de l'emploi                                         | 7.  |
|                                              | b  |   |   |     |     |     | -14  |     |     | -3  |     |      |   |   |   | s                                                                              |     |
| 8. Limits to production                      |    |   |   |     |     |     | 69   |     |     | 100 |     |      |   |   |   | aucune demande de main d'œuvre ou équipement } Facteurs limitant la production | 8.  |
| to demand                                    | —  |   |   |     |     |     | 19   |     |     |     |     |      |   |   |   |                                                                                |     |
| labour                                       | —  |   |   |     |     |     | 12   |     |     |     |     |      |   |   |   |                                                                                |     |
| equipment                                    | —  |   |   |     |     |     |      |     |     |     |     |      |   |   |   |                                                                                |     |
| 9. Adequacy of production capacity           | =  |   |   |     |     | 91  |      |     | 73  |     |     | 25   |   |   |   | = Suffisance de la capacité de production                                      | 9.  |
|                                              | b  |   |   |     |     | +9  |      |     | +13 |     |     | +75  |   |   |   | s                                                                              |     |
| 10. Duration in months of assured production |    |   |   |     |     |     | 5.4  |     |     |     |     | 7.1  |   |   |   | = Durée de production assurée, en mois                                         | 10. |
| 11. New orders                               | =  |   |   |     |     |     | 14   |     |     |     |     | 44   |   |   |   | = Commandes nouvelles                                                          | 11. |
|                                              | b  |   |   |     |     |     | +86  |     |     |     |     | -48  |   |   |   | s                                                                              |     |
| 12. Export orders' expectations              | =  |   |   |     |     |     | 1    |     |     |     |     | 42   |   |   |   | = Perspectives d'évolution de commandes étrangères                             | 12. |
|                                              | b  |   |   |     |     |     | +97  |     |     |     |     | +42  |   |   |   | s                                                                              |     |
| 13. % Capacity utilisation                   |    |   |   |     |     |     | 78.2 |     |     |     |     | 74.0 |   |   |   | = % Utilisation de la capacité                                                 | 13. |
| 14. Raw material stocks                      | =  |   |   |     |     |     | 98   |     |     |     |     | 67   |   |   |   | = Stocks de matières premières                                                 | 14. |
|                                              | b  |   |   |     |     |     |      |     |     |     |     | +33  |   |   |   | s                                                                              |     |



Machine-tools

13<sup>b</sup>

Machines outils

| MONTH →                                      | CE |     |     | D   |     |     | F    |     |     | I   |     |      | UK  |     |     | 34.13B ← | Series code<br>Codes séries                      |                                            |     |
|----------------------------------------------|----|-----|-----|-----|-----|-----|------|-----|-----|-----|-----|------|-----|-----|-----|----------|--------------------------------------------------|--------------------------------------------|-----|
|                                              | N  | D   | J   | N   | D   | J   | N    | D   | J   | N   | D   | J    | N   | D   | J   | ← MOIS   |                                                  |                                            |     |
| 1. Production trend                          | =  |     | 66  | 68  | 67  | 77  | 39   | 47  | 48  | 81  | 61  | 56   |     |     | 53  | =        | Tendance de la production                        | 1                                          |     |
|                                              | b  |     | -10 | -10 | -1  | -11 | -29  | +9  | +8  | -19 | -39 | -44  |     |     | -1  | s        |                                                  |                                            |     |
| 2. Order books                               | =  | 36  | 27  | 30  | 48  | 40  | 44   | 15  | 13  | 11  | 39  | 9    | 8   | 14  | 12  | 22       | =                                                | Carnet de commandes, total                 | 2.  |
|                                              | b  | -54 | -63 | -56 | -42 | -58 | -54  | -59 | -37 | -37 | -61 | -89  | -90 | -80 | -82 | -60      | s                                                |                                            |     |
| 3. Export order books                        | =  | 38  | 39  | 37  | 45  | 42  | 48   | 29  | 24  | 28  | 25  | 51   | 8   | 14  | 16  | 19       | =                                                | Carnets de commandes étrangères            | 3.  |
|                                              | b  | -38 | -49 | -41 | -35 | -40 | -34  | -67 | -68 | -30 | -21 | -49  | -90 | -56 | -74 | -33      | s                                                |                                            |     |
| 4. Stocks of finished products               | =  | 64  | 64  | 60  | 81  | 81  | 78   | 29  | 30  | 35  | 58  | 59   | 35  | 56  | 58  | 59       | =                                                | Stocks de produits finis                   | 4.  |
|                                              | b  | +32 | +32 | +34 | +19 | +19 | +18  | +67 | +64 | +61 | +42 | +41  | +63 | +34 | +38 | +31      | s                                                |                                            |     |
| 5. Production expectations                   | =  | 65  | 64  | 60  | 69  | 58  | 52   | 66  | 67  | 82  | 73  | 80   | 60  | 46  | 61  | 55       | =                                                | Perspectives d'évolution de la production  | 5.  |
|                                              | b  | -19 | -22 | -24 | -23 | -40 | -42  | -12 | -23 | -10 | -27 | -6   | -30 | -4  | +11 | +11      | s                                                |                                            |     |
| 6. Selling-price expectations                | =  | 57  | 54  | 41  | 68  | 60  | 51   | 27  | 21  | 7   | 43  | 59   | 32  | 59  | 58  | 44       | =                                                | Perspectives d'évolution des prix de vente | 6.  |
|                                              | b  | +41 | +44 | +55 | +32 | +40 | +49  | +73 | +79 | +93 | +57 | +41  | +68 | +29 | +30 | +38      | s                                                |                                            |     |
| 7. Employment expectations                   | =  | 70  |     |     | 78  |     |      | 59  |     |     | 61  |      |     | 62  |     |          | =                                                | Perspectives d'évolution de l'emploi       | 7.  |
|                                              | b  | -28 |     |     | -22 |     |      | -41 |     |     | -39 |      |     | -26 |     |          | s                                                |                                            |     |
| 8. Limits to production                      |    | 37  |     |     | 60  |     |      |     |     | 41  |     |      |     | 5   |     |          | aucune                                           | Facteurs limitant la production            | 8.  |
| to demand                                    |    | 60  |     |     | 32  |     |      | 80  |     | 100 |     |      |     | 90  |     |          | demande                                          |                                            |     |
| labour                                       |    | 3   |     |     | 5   |     |      |     |     |     |     |      |     | 2   |     |          | main d'œuvre                                     |                                            |     |
| equipment                                    |    | 6   |     |     | 2   |     |      | 20  |     | 6   |     |      |     | 3   |     |          | équipement                                       |                                            |     |
| 9. Adequacy of production capacity           | =  |     |     |     |     |     | 55   |     |     |     |     | 20   |     |     | 43  | =        | Suffisance de la capacité de production          | 9.                                         |     |
|                                              | b  |     |     |     |     |     | +41  |     |     |     |     | +68  |     |     | +53 | s        |                                                  |                                            |     |
| 10. Duration in months of assured production |    |     |     |     |     |     | 6.7  |     |     |     |     | 3.5  |     |     | 3.0 |          |                                                  | Durée de production assurée, en mois       | 10. |
| 11. New orders                               | =  |     |     |     | 45  | 56  |      |     |     |     |     | 34   |     |     | 47  | =        | Commandes nouvelles                              | 11.                                        |     |
|                                              | b  |     |     |     | -21 | -30 |      |     |     |     |     | -42  |     |     | -11 | s        |                                                  |                                            |     |
| 12. Export orders' expectations              | =  |     |     |     | 59  | 62  |      |     |     |     |     | 63   |     |     | 80  | =        | Perspectives d'évolution de commandes étrangères | 12.                                        |     |
|                                              | b  |     |     |     | -23 | -18 |      |     |     |     |     | -33  |     |     | -6  | s        |                                                  |                                            |     |
| 13. % Capacity utilisation                   |    |     |     |     |     |     | 87.8 |     |     |     |     | 71.6 |     |     |     | %        |                                                  | Utilisation de la capacité                 | 13. |
| 14. Raw material stocks                      | =  |     |     |     |     |     |      |     |     |     |     | 64   |     |     |     | =        | Stocks de matières premières                     | 14.                                        |     |
|                                              | b  |     |     |     |     |     |      |     |     |     |     | +18  |     |     |     | s        |                                                  |                                            |     |

| MONTH →                                      | DK |   |   | IRL |     |      | NL  |     |      | B   |     |      | L |   |   | ← MOIS       |                                                  |                            |     |
|----------------------------------------------|----|---|---|-----|-----|------|-----|-----|------|-----|-----|------|---|---|---|--------------|--------------------------------------------------|----------------------------|-----|
|                                              | N  | D | J | N   | D   | J    | N   | D   | J    | N   | D   | J    | N | D | J |              |                                                  |                            |     |
| 1. Production trend                          | =  |   |   | 38  | 48  | 51   | 76  | 79  | 79   | 62  | 62  | 98   |   |   |   | =            | Tendance de la production                        | 1                          |     |
|                                              | b  |   |   | +14 | +44 | +49  | -18 | -7  | -21  | +38 | +38 |      |   |   |   | s            |                                                  |                            |     |
| 2. Order books                               | =  |   |   | 63  | 66  | 59   | 31  | 31  | 38   | 86  | 86  | 58   |   |   |   | =            | Carnet de commandes, total                       | 2.                         |     |
|                                              | b  |   |   | -37 | -32 | -39  | -55 | -49 | -48  | -14 | -14 | -42  |   |   |   | s            |                                                  |                            |     |
| 3. Export order books                        | =  |   |   | 27  | 35  | 27   |     |     |      | 86  | 86  | 58   |   |   |   | =            | Carnets de commandes étrangères                  | 3.                         |     |
|                                              | b  |   |   | +1  | +27 | +47  |     |     |      | -14 | -14 | -42  |   |   |   | s            |                                                  |                            |     |
| 4. Stocks of finished products               | =  |   |   | 86  | 96  | 98   | 55  | 55  | 52   | 48  | 48  | 32   |   |   |   | =            | Stocks de produits finis                         | 4.                         |     |
|                                              | b  |   |   | +14 | +2  | +2   | +45 | +45 | +48  | -24 | -24 | +16  |   |   |   | s            |                                                  |                            |     |
| 5. Production expectations                   | =  |   |   | 40  | 43  | 56   | 59  | 52  | 65   | 98  | 98  | 98   |   |   |   | =            | Perspectives d'évolution de la production        | 5.                         |     |
|                                              | b  |   |   | +16 | +47 | +44  | -7  | +14 | -7   |     |     |      |   |   |   | s            |                                                  |                            |     |
| 6. Selling-price expectations                | =  |   |   | 47  | 67  | 60   |     |     |      | 98  | 98  | 98   |   |   |   | =            | Perspectives d'évolution des prix de vente       | 6.                         |     |
|                                              | b  |   |   | -23 | +33 | +40  |     |     |      |     |     |      |   |   |   | s            |                                                  |                            |     |
| 7. Employment expectations                   | =  |   |   | 27  |     |      | 82  |     |      | 98  |     |      |   |   |   | =            | Perspectives d'évolution de l'emploi             | 7.                         |     |
|                                              | b  |   |   | -73 |     |      | -10 |     |      |     |     |      |   |   |   | s            |                                                  |                            |     |
| 8. Limits to production                      |    |   |   | 16  |     |      | 41  |     |      | 48  |     |      |   |   |   | aucune       | Facteurs limitant la production                  | 8.                         |     |
| to demand                                    |    |   |   | 100 |     |      | 45  |     |      | 52  |     |      |   |   |   | demande      |                                                  |                            |     |
| labour                                       |    |   |   |     |     |      | 4   |     |      |     |     |      |   |   |   | main d'œuvre |                                                  |                            |     |
| equipment                                    |    |   |   |     |     |      |     |     |      |     |     |      |   |   |   | équipement   |                                                  |                            |     |
| 9. Adequacy of production capacity           | =  |   |   |     |     | 64   |     |     | 59   |     |     | 48   |   |   |   | =            | Suffisance de la capacité de production          | 9.                         |     |
|                                              | b  |   |   |     |     | +36  |     |     | +35  |     |     | +52  |   |   |   | s            |                                                  |                            |     |
| 10. Duration in months of assured production |    |   |   |     |     | 6.9  |     |     | 3.0  |     |     | 6.0  |   |   |   |              | Durée de production assurée, en mois             | 10.                        |     |
| 11. New orders                               | =  |   |   |     |     | 2    |     |     | 38   |     |     | 17   |   |   |   | =            | Commandes nouvelles                              | 11.                        |     |
|                                              | b  |   |   |     |     | +22  |     |     | -34  |     |     | -65  |   |   |   | s            |                                                  |                            |     |
| 12. Export orders' expectations              | =  |   |   |     |     | 74   |     |     | 65   |     |     |      |   |   |   | =            | Perspectives d'évolution de commandes étrangères | 12.                        |     |
|                                              | b  |   |   |     |     | -22  |     |     | +7   |     |     |      |   |   |   | s            |                                                  |                            |     |
| 13. % Capacity utilisation                   |    |   |   |     |     | 66.0 |     |     | 75.0 |     |     | 84.0 |   |   |   | %            |                                                  | Utilisation de la capacité | 13. |
| 14. Raw material stocks                      | =  |   |   |     |     | 86   |     |     | 54   |     |     | 68   |   |   |   | =            | Stocks de matières premières                     | 14.                        |     |
|                                              | b  |   |   |     |     | +10  |     |     | +46  |     |     | -32  |   |   |   | s            |                                                  |                            |     |

Textile machinery and accessories

13<sup>C</sup>

Machines textiles et accessoires

| MONTH →                                      | CE |     |     | D   |     |     | F    |     |     | I   |     |      | UK  |     |     | 35.13C ← | Series code<br>Codes séries                      |                                                  |                                 |    |
|----------------------------------------------|----|-----|-----|-----|-----|-----|------|-----|-----|-----|-----|------|-----|-----|-----|----------|--------------------------------------------------|--------------------------------------------------|---------------------------------|----|
|                                              | N  | D   | J   | N   | D   | J   | N    | D   | J   | N   | D   | J    | N   | D   | J   | ← MOIS   |                                                  |                                                  |                                 |    |
| 1. Production trend                          | =  |     | 59  | 92  | 83  | 79  | 23   | 30  | 40  | 52  | 52  | 48   |     |     | 30  | =        | Tendance de la production                        | 1.                                               |                                 |    |
|                                              | b  |     | -23 | -4  | +9  | -19 | -77  | -70 | -60 | -48 | -48 | -52  |     |     | +22 | s        |                                                  |                                                  |                                 |    |
| 2. Order books                               | =  | 28  | 28  | 25  | 31  | 32  | 24   | 18  | 15  | 10  | 28  | 19   | 34  | 21  | 32  | 21       | =                                                | Carnet de commandes, total                       | 2.                              |    |
|                                              | b  | -68 | -66 | -59 | -63 | -62 | -54  | -82 | -85 | -90 | -72 | -77  | -66 | -75 | -60 | -43      | =                                                |                                                  |                                 |    |
| 3. Export order books                        | =  | 24  | 24  | 25  | 28  | 28  | 24   | 14  | 12  | 9   | 20  | 14   | 18  | 13  | 19  | 37       | =                                                | Carnets de commandes étrangères                  | 3.                              |    |
|                                              | b  | -68 | -68 | -51 | -56 | -56 | -46  | -86 | -88 | -91 | -80 | -86  | -66 | -85 | -79 | -31      | =                                                |                                                  |                                 |    |
| 4. Stocks of finished products               | =  | 78  | 77  | 75  | 75  | 76  | 77   | 76  | 76  | 53  | 69  | 65   | 86  | 98  | 92  | 71       | =                                                | Stocks de produits finis                         | 4.                              |    |
|                                              | b  | +20 | +23 | +25 | +25 | +24 | +23  | +24 | +22 | +47 | +31 | +35  | +14 |     | +8  | +29      | =                                                |                                                  |                                 |    |
| 5. Production expectations                   | =  | 65  | 62  | 67  | 74  | 70  | 78   | 50  | 62  | 71  | 61  | 40   | 66  | 68  | 80  | 46       | =                                                | Perspectives d'évolution de la production        | 5.                              |    |
|                                              | b  | -31 | -26 | -21 | -20 | -18 | -16  | -50 | -32 | -27 | -39 | -48  | -10 | -28 | -4  | -38      | =                                                |                                                  |                                 |    |
| 6. Selling-price expectations                | =  | 71  | 58  | 48  | 82  | 75  | 54   | 65  | 21  | 10  | 34  | 16   | 33  | 84  | 88  | 74       | =                                                | Perspectives d'évolution des prix de vente       | 6.                              |    |
|                                              | b  | +25 | +32 | +48 | +10 | +25 | +44  | +35 | +33 | +90 | +66 | +80  | +67 | +16 | +12 | +26      | =                                                |                                                  |                                 |    |
| 7. Employment expectations                   | =  | 61  |     |     | 80  |     |      | 32  |     |     | 54  |      |     | 40  |     |          | =                                                | Perspectives d'évolution de l'emploi             | 7.                              |    |
|                                              | b  | -29 |     |     | -20 |     |      | -68 |     |     | -46 |      |     | -8  |     |          | =                                                |                                                  |                                 |    |
| 8. Limits to production                      |    | 37  |     |     | 67  |     |      |     |     | 16  |     |      |     | 15  |     |          |                                                  | aucune demande de main d'œuvre pour l'équipement | Facteurs limitant la production | 8. |
|                                              |    | 63  |     |     | 30  |     |      | 100 |     | 87  |     |      |     | 85  |     |          |                                                  |                                                  |                                 |    |
|                                              |    | 2   |     |     | 3   |     |      |     |     | 2   |     |      |     |     |     |          |                                                  |                                                  |                                 |    |
|                                              |    | 1   |     |     | 3   |     |      |     |     |     |     |      |     |     |     |          |                                                  |                                                  |                                 |    |
| 9. Adequacy of production capacity           | =  |     |     |     |     |     | 49   |     |     |     |     | 33   |     |     | 46  | =        | Suffisance de la capacité de production          | 9.                                               |                                 |    |
|                                              | b  |     |     |     |     |     | +51  |     |     |     |     | +63  |     |     | +50 | =        |                                                  |                                                  |                                 |    |
| 10. Duration in months of assured production |    |     |     |     |     |     | 4.4  |     |     |     |     | 3.9  |     |     | 3.0 | =        | Durée de production assurée, en mois             | 10.                                              |                                 |    |
| 11. New orders                               | =  |     |     |     | 83  | 83  |      |     |     |     |     | 57   |     |     | 22  | =        | Commandes nouvelles                              | 11.                                              |                                 |    |
|                                              | b  |     |     |     | -9  | +1  |      |     |     |     |     | -29  |     |     |     | =        |                                                  |                                                  |                                 |    |
| 12. Export orders' expectations              | =  |     |     |     | 75  | 85  |      |     |     |     |     | 58   |     |     | 36  | =        | Perspectives d'évolution de commandes étrangères | 12.                                              |                                 |    |
|                                              | b  |     |     |     | -13 | -13 |      |     |     |     |     | -16  |     |     | +38 | =        |                                                  |                                                  |                                 |    |
| 13. % Capacity utilisation                   |    |     |     |     |     |     | 81.6 |     |     |     |     | 75.9 |     |     |     | =        | Utilisation de la capacité                       | 13.                                              |                                 |    |
| 14. Raw material stocks                      | =  |     |     |     |     |     |      |     |     |     |     | 80   |     |     |     | =        | Stocks de matières premières                     | 14.                                              |                                 |    |
|                                              | b  |     |     |     |     |     |      |     |     |     |     | -16  |     |     |     | =        |                                                  |                                                  |                                 |    |

| MONTH →                                      | DK |   |   | IRL |   |   | NL |   |   | B   |     |      | L |   |   | ← MOIS |                                                  |                                 |    |
|----------------------------------------------|----|---|---|-----|---|---|----|---|---|-----|-----|------|---|---|---|--------|--------------------------------------------------|---------------------------------|----|
|                                              | N  | D | J | N   | D | J | N  | D | J | N   | D   | J    | N | D | J |        |                                                  |                                 |    |
| 1. Production trend                          | =  |   |   |     |   |   |    |   |   | 49  | 98  | 98   |   |   |   | =      | Tendance de la production                        | 1.                              |    |
|                                              | b  |   |   |     |   |   |    |   |   | +51 |     |      |   |   |   | =      |                                                  |                                 |    |
| 2. Order books                               | =  |   |   |     |   |   |    |   |   | 51  | 51  | 51   |   |   |   | =      | Carnet de commandes, total                       | 2.                              |    |
|                                              | b  |   |   |     |   |   |    |   |   | -49 | -49 | -49  |   |   |   | =      |                                                  |                                 |    |
| 3. Export order books                        | =  |   |   |     |   |   |    |   |   | 53  | 53  | 53   |   |   |   | =      | Carnets de commandes étrangères                  | 3.                              |    |
|                                              | b  |   |   |     |   |   |    |   |   | -47 | -47 | -47  |   |   |   | =      |                                                  |                                 |    |
| 4. Stocks of finished products               | =  |   |   |     |   |   |    |   |   |     |     |      |   |   |   | =      | Stocks de produits finis                         | 4.                              |    |
|                                              | b  |   |   |     |   |   |    |   |   |     |     |      |   |   |   | =      |                                                  |                                 |    |
| 5. Production expectations                   | =  |   |   |     |   |   |    |   |   | 7   | 7   | 30   |   |   |   | =      | Perspectives d'évolution de la production        | 5.                              |    |
|                                              | b  |   |   |     |   |   |    |   |   | -93 | -93 | -70  |   |   |   | =      |                                                  |                                 |    |
| 6. Selling-price expectations                | =  |   |   |     |   |   |    |   |   | 98  | 49  | 42   |   |   |   | =      | Perspectives d'évolution des prix de vente       | 6.                              |    |
|                                              | b  |   |   |     |   |   |    |   |   |     | -51 | -44  |   |   |   | =      |                                                  |                                 |    |
| 7. Employment expectations                   | =  |   |   |     |   |   |    |   |   | 77  |     |      |   |   |   | =      | Perspectives d'évolution de l'emploi             | 7.                              |    |
|                                              | b  |   |   |     |   |   |    |   |   | -23 |     |      |   |   |   | =      |                                                  |                                 |    |
| 8. Limits to production                      |    |   |   |     |   |   |    |   |   | 19  |     |      |   |   |   |        | aucune demande de main d'œuvre pour l'équipement | Facteurs limitant la production | 8. |
|                                              |    |   |   |     |   |   |    |   |   | 81  |     |      |   |   |   |        |                                                  |                                 |    |
| 9. Adequacy of production capacity           | =  |   |   |     |   |   |    |   |   |     |     | 42   |   |   |   | =      | Suffisance de la capacité de production          | 9.                              |    |
|                                              | b  |   |   |     |   |   |    |   |   |     |     | +58  |   |   |   | =      |                                                  |                                 |    |
| 10. Duration in months of assured production |    |   |   |     |   |   |    |   |   |     |     | 5.9  |   |   |   | =      | Durée de production assurée, en mois             | 10.                             |    |
| 11. New orders                               | =  |   |   |     |   |   |    |   |   |     |     | 77   |   |   |   | =      | Commandes nouvelles                              | 11.                             |    |
|                                              | b  |   |   |     |   |   |    |   |   |     |     | +19  |   |   |   | =      |                                                  |                                 |    |
| 12. Export orders' expectations              | =  |   |   |     |   |   |    |   |   |     |     |      |   |   |   | =      | Perspectives d'évolution de commandes étrangères | 12.                             |    |
|                                              | b  |   |   |     |   |   |    |   |   |     |     |      |   |   |   | =      |                                                  |                                 |    |
| 13. % Capacity utilisation                   |    |   |   |     |   |   |    |   |   |     |     | 87.0 |   |   |   | =      | Utilisation de la capacité                       | 13.                             |    |
| 14. Raw material stocks                      | =  |   |   |     |   |   |    |   |   |     |     |      |   |   |   | =      | Stocks de matières premières                     | 14.                             |    |
|                                              | b  |   |   |     |   |   |    |   |   |     |     |      |   |   |   | =      |                                                  |                                 |    |

Engines, compressors, pumps


13<sup>d</sup>

Moteurs, compresseurs, pompes


| MONTH                                        | CE |     |     | D   |     |      | F   |     |     | I   |     |      | UK  |     |     | 36.13D | Series code               |                                                  |                                 |
|----------------------------------------------|----|-----|-----|-----|-----|------|-----|-----|-----|-----|-----|------|-----|-----|-----|--------|---------------------------|--------------------------------------------------|---------------------------------|
|                                              | N  | D   | J   | N   | D   | J    | N   | D   | J   | N   | D   | J    | N   | D   | J   | ← MOIS | Codes séries              |                                                  |                                 |
| 1. Production trend                          | =  |     | 74  | 68  | 74  | 82   | 53  | 66  | 65  | 83  | 65  | 77   |     |     | 59  | =      | Tendance de la production | 1.                                               |                                 |
|                                              | b  |     | +2  | +20 | +14 | +6   | -29 | -12 | -13 | -13 | +11 | +5   |     |     | +7  | =      |                           |                                                  |                                 |
| 2. Order books                               | =  | 54  | 51  | 42  | 71  | 64   | 44  | 32  | 34  | 33  | 52  | 54   | 52  | 36  | 35  | 33     | =                         | Carnet de commandes, total                       | 2.                              |
|                                              | b  | -34 | -33 | -34 | -23 | -16  | -14 | -60 | -60 | -61 | -28 | -30  | -20 | -50 | -55 | -57    | =                         |                                                  |                                 |
| 3. Export order books                        | =  | 60  | 60  | 56  | 77  | 76   | 77  | 39  | 46  | 37  | 69  | 68   | 63  | 26  | 25  | 11     | =                         | Carnets de commandes étrangères                  | 3.                              |
|                                              | b  | -28 | -28 | -32 | -19 | -20  | -23 | -33 | -40 | -47 | -7  | -14  | -13 | -64 | -57 | -63    | =                         |                                                  |                                 |
| 4. Stocks of finished products               | =  | 76  | 76  | 78  | 90  | 89   | 88  | 53  | 48  | 40  | 62  | 69   | 86  | 64  | 64  | 72     | =                         | Stocks de produits finis                         | 4.                              |
|                                              | b  | +14 | +10 | +12 | +10 | +7   | +8  | +37 | +36 | +32 | -4  | -15  | +14 | +20 | +10 | +4     | =                         |                                                  |                                 |
| 5. Production expectations                   | =  | 73  | 73  | 70  | 93  | 90   | 87  | 57  | 60  | 61  | 65  | 62   | 66  | 49  | 54  | 43     | =                         | Perspectives d'évolution de la production        | 5.                              |
|                                              | b  | -5  | +1  | +2  | -7  | -10  | -13 | -19 | -8  | -5  | -25 | +18  | +20 | +15 | +16 | +29    | =                         |                                                  |                                 |
| 6. Selling-price expectations                | =  | 68  | 44  | 28  | 95  | 53   | 14  | 31  | 22  | 41  | 35  | 30   | 25  | 53  | 43  | 44     | =                         | Perspectives d'évolution des prix de vente       | 6.                              |
|                                              | b  | +30 | +54 | +68 | +3  | +47  | +86 | +69 | +78 | +59 | +65 | +70  | +75 | +43 | +49 | +44    | =                         |                                                  |                                 |
| 7. Employment expectations                   | =  | 77  |     |     | 92  |      |     | 54  |     |     | 88  |      |     | 54  |     |        | =                         | Perspectives d'évolution de l'emploi             | 7.                              |
|                                              | b  | -13 |     |     | -8  |      |     | -26 |     |     | -12 |      |     | -14 |     |        | =                         |                                                  |                                 |
| 8. Limits to production                      |    | 50  |     |     | 85  |      |     |     |     |     | 59  |      |     | 15  |     |        |                           | aucune demande de main d'œuvre                   | Facteurs limitant la production |
| to demand                                    |    | 50  |     |     | 11  |      |     | 95  |     |     | 99  |      |     | 72  |     |        |                           | la                                               |                                 |
| pro-labour                                   |    | 3   |     |     | 3   |      |     |     |     |     |     |      |     | 7   |     |        |                           | équipe-                                          |                                 |
| equipment                                    |    | 2   |     |     |     |      |     | 5   |     |     | 1   |      |     | 6   |     |        |                           | ment                                             |                                 |
| 9. Adequacy of production capacity           | =  |     |     |     |     |      | 76  |     |     |     |     | 79   |     |     | 39  |        | =                         | Suffisance de la capacité de production          | 9.                              |
|                                              | b  |     |     |     |     |      | +24 |     |     |     |     | +21  |     |     | +51 |        | =                         |                                                  |                                 |
| 10. Duration in months of assured production |    |     |     |     |     |      | 5.5 |     |     |     |     | 10.6 |     |     | 3.0 |        | =                         | Durée de production assurée, en mois             | 10.                             |
| 11. New orders                               | =  |     |     |     | 72  | 65   |     |     |     |     |     | 66   |     |     | 35  |        | =                         | Commandes nouvelles                              | 11.                             |
|                                              | b  |     |     |     | +2  | +7   |     |     |     |     |     | +2   |     |     | +1  |        | =                         |                                                  |                                 |
| 12. Export orders' expectations              | =  |     |     |     | 83  | 68   |     |     |     |     |     | 54   |     |     | 63  |        | =                         | Perspectives d'évolution de commandes étrangères | 12.                             |
|                                              | b  |     |     |     | +5  | +20  |     |     |     |     |     | +32  |     |     | +1  |        | =                         |                                                  |                                 |
| 13. % Capacity utilisation                   |    |     |     |     |     | 83.7 |     |     |     |     |     | 83.5 |     |     |     |        | =                         | % Utilisation de la capacité                     | 13.                             |
| 14. Raw material stocks                      | =  |     |     |     |     |      |     |     |     |     |     | 89   |     |     |     |        | =                         | Stocks de matières premières                     | 14.                             |
|                                              | b  |     |     |     |     |      |     |     |     |     |     | +11  |     |     |     |        | =                         |                                                  |                                 |

| MONTH                                        | DK |   |   | IRL |   |   | NL  |     |      | B   |     |      | L   |     |      | ← MOIS |                                                  |                                 |
|----------------------------------------------|----|---|---|-----|---|---|-----|-----|------|-----|-----|------|-----|-----|------|--------|--------------------------------------------------|---------------------------------|
|                                              | N  | D | J | N   | D | J | N   | D   | J    | N   | D   | J    | N   | D   | J    |        |                                                  |                                 |
| 1. Production trend                          | =  |   |   |     |   |   | 84  | 59  | 74   | 74  | 85  | 83   | 71  | 25  | 71   | =      | Tendance de la production                        | 1                               |
|                                              | b  |   |   |     |   |   | -6  | +21 | -14  |     | +15 | -17  | -29 | -75 | -29  | =      |                                                  |                                 |
| 2. Order books                               | =  |   |   |     |   |   | 49  | 56  | 50   | 48  | 38  | 67   | 71  | 25  | 71   | =      | Carnet de commandes, total                       | 2.                              |
|                                              | b  |   |   |     |   |   | -33 | -30 | -40  | -24 | -12 | -33  | -29 | -75 | -29  | =      |                                                  |                                 |
| 3. Export order books                        | =  |   |   |     |   |   |     |     |      | 71  | 61  | 81   | 71  | 22  | 71   | =      | Carnets de commandes étrangères                  | 3.                              |
|                                              | b  |   |   |     |   |   |     |     |      | -29 | -9  | -19  | -29 | -78 | -29  | =      |                                                  |                                 |
| 4. Stocks of finished products               | =  |   |   |     |   |   | 86  | 87  | 87   | 95  | 93  | 95   | 68  | 98  | 98   | =      | Stocks de produits finis                         | 4.                              |
|                                              | b  |   |   |     |   |   | +14 | +13 | +13  | +5  | +7  | +5   | +32 |     |      | =      |                                                  |                                 |
| 5. Production expectations                   | =  |   |   |     |   |   | 70  | 65  | 80   | 80  | 72  | 72   | 71  | 25  | 71   | =      | Perspectives d'évolution de la production        | 5.                              |
|                                              | b  |   |   |     |   |   | -10 | -9  | -6   | +16 | +14 | +22  | -29 | -75 | -29  | =      |                                                  |                                 |
| 6. Selling-price expectations                | =  |   |   |     |   |   |     |     |      | 62  | 74  | 59   | 62  | 1   | 62   | =      | Perspectives d'évolution des prix de vente       | 6.                              |
|                                              | b  |   |   |     |   |   |     |     |      | +14 | +26 | +17  | +38 | +97 | +38  | =      |                                                  |                                 |
| 7. Employment expectations                   | =  |   |   |     |   |   | 83  |     |      | 90  |     |      | 71  |     |      | =      | Perspectives d'évolution de l'emploi             | 7.                              |
|                                              | b  |   |   |     |   |   | -5  |     |      | -10 |     |      | -29 |     |      | =      |                                                  |                                 |
| 8. Limits to production                      |    |   |   |     |   |   | 54  |     |      | 5   |     |      | 9   |     |      |        | aucune demande de main d'œuvre                   | Facteurs limitant la production |
| to demand                                    |    |   |   |     |   |   | 37  |     |      | 95  |     |      | 91  |     |      |        | la                                               |                                 |
| pro-labour                                   |    |   |   |     |   |   | 4   |     |      |     |     |      |     |     |      |        | équipe-                                          |                                 |
| equipment                                    |    |   |   |     |   |   | 1   |     |      |     |     |      |     |     |      |        | ment                                             |                                 |
| 9. Adequacy of production capacity           | =  |   |   |     |   |   |     |     | 64   |     |     | 51   |     |     | 9    | =      | Suffisance de la capacité de production          | 9.                              |
|                                              | b  |   |   |     |   |   |     |     | +26  |     |     | +49  |     |     | +91  | =      |                                                  |                                 |
| 10. Duration in months of assured production |    |   |   |     |   |   |     |     | 5.1  |     |     | 4.4  |     |     | 2.5  | =      | Durée de production assurée, en mois             | 10.                             |
| 11. New orders                               | =  |   |   |     |   |   |     |     | 36   |     |     | 53   |     |     | 71   | =      | Commandes nouvelles                              | 11.                             |
|                                              | b  |   |   |     |   |   |     |     | -16  |     |     | +5   |     |     | -29  | =      |                                                  |                                 |
| 12. Export orders' expectations              | =  |   |   |     |   |   |     |     | 56   |     |     |      |     |     | 71   | =      | Perspectives d'évolution de commandes étrangères | 12.                             |
|                                              | b  |   |   |     |   |   |     |     | -12  |     |     |      |     |     | -29  | =      |                                                  |                                 |
| 13. % Capacity utilisation                   |    |   |   |     |   |   |     |     | 75.0 |     |     | 72.0 |     |     | 69.0 | =      | % Utilisation de la capacité                     | 13.                             |
| 14. Raw material stocks                      | =  |   |   |     |   |   |     |     | 86   |     |     | 96   |     |     | 71   | =      | Stocks de matières premières                     | 14.                             |
|                                              | b  |   |   |     |   |   |     |     | +14  |     |     | +4   |     |     | +29  | =      |                                                  |                                 |







Electrical engineering

Construction électrique et électronique

| MONTH                                        | CE |     |     | D   |     |      | F   |     |     | I   |     |      | UK  |     |     | 39.15 | Series code                                      |                                            |                                 |    |
|----------------------------------------------|----|-----|-----|-----|-----|------|-----|-----|-----|-----|-----|------|-----|-----|-----|-------|--------------------------------------------------|--------------------------------------------|---------------------------------|----|
|                                              | N  | D   | J   | N   | D   | J    | N   | D   | J   | N   | D   | J    | N   | D   | J   | ←     | Codes séries                                     |                                            |                                 |    |
|                                              |    |     |     |     |     |      |     |     |     |     |     |      |     |     |     | ←     | MOIS                                             |                                            |                                 |    |
| 1. Production trend                          | =  |     | 59  | 81  | 77  | 76   | 64  | 58  | 57  | 63  | 50  | 14   |     |     | 54  | =     | Tendance de la production                        | 1.                                         |                                 |    |
|                                              | b  |     | -5  | -3  | -5  | -6   | -2  | +18 | +15 | -35 | -50 | -54  |     |     | -2  | s     |                                                  |                                            |                                 |    |
| 2. Order books                               | =  | 54  | 49  | 46  | 60  | 58   | 58  | 66  | 66  | 62  | 33  | 27   | 20  | 44  | 29  | 23    | =                                                | Carnet de commandes, total                 | 2.                              |    |
|                                              | b  | -38 | -45 | -42 | -36 | -40  | -42 | -18 | -28 | -12 | -67 | -71  | -48 | -42 | -49 | -63   | s                                                |                                            |                                 |    |
| 3. Export order books                        | =  | 50  | 41  | 45  | 55  | 40   | 54  | 65  | 66  | 53  | 58  | 51   | 48  | 25  | 14  | 19    | =                                                | Carnets de commandes étrangères            | 3.                              |    |
|                                              | b  | -38 | -49 | -41 | -39 | -54  | -40 | -21 | -28 | -13 | -42 | -47  | -42 | -39 | -58 | -57   | s                                                |                                            |                                 |    |
| 4. Stocks of finished products               | =  | 70  | 72  | 70  | 77  | 71   | 70  | 73  | 80  | 74  | 35  | 45   | 58  | 72  | 78  | 68    | =                                                | Stocks de produits finis                   | 4.                              |    |
|                                              | b  | +24 | +20 | +20 | +21 | +27  | +28 | +19 | +8  | +18 | +53 | +29  |     | +20 | +14 | +22   | s                                                |                                            |                                 |    |
| 5. Production expectations                   | =  | 71  | 73  | 66  | 81  | 76   | 79  | 74  | 72  | 60  | 53  | 60   | 41  | 67  | 83  | 67    | =                                                | Perspectives d'évolution de la production  | 5.                              |    |
|                                              | b  | -9  | -9  | -4  | -9  | -12  | -11 | -6  | +6  | +6  | -13 | -24  | +1  | +3  | +1  | +5    | s                                                |                                            |                                 |    |
| 6. Selling-price expectations                | =  | 56  | 41  | 40  | 73  | 57   | 50  | 31  | 24  | 40  | 41  | 16   | 19  | 61  | 44  | 25    | =                                                | Perspectives d'évolution des prix de vente | 6.                              |    |
|                                              | b  | +40 | +53 | +54 | +23 | +39  | +46 | +67 | +74 | +56 | +55 | +60  | +81 | +33 | +50 | +61   | s                                                |                                            |                                 |    |
| 7. Employment expectations                   | =  | 58  |     |     | 62  |      |     | 74  |     |     | 20  |      |     | 54  |     |       | =                                                | Perspectives d'évolution de l'emploi       | 7.                              |    |
|                                              | b  | -36 |     |     | -32 |      |     | -16 |     |     | -78 |      |     | -40 |     |       | s                                                |                                            |                                 |    |
| 8. Limits to production                      |    | 34  |     |     | 67  |      |     |     |     | 32  |     |      |     | 15  |     |       |                                                  | aucune                                     | Facteurs limitant la production | 8. |
| to demand                                    |    | 64  |     |     | 27  |      |     | 98  |     | 97  |     |      |     | 72  |     |       |                                                  | demande                                    |                                 |    |
| pro-labour                                   |    | 1   |     |     | 1   |      |     |     |     |     |     |      |     | 1   |     |       |                                                  | main d'œuvre                               |                                 |    |
| equipment                                    |    | 3   |     |     | 1   |      |     | 2   |     |     |     |      |     | 12  |     |       |                                                  | équipement                                 |                                 |    |
| 9. Adequacy of production capacity           | =  |     |     |     |     |      | 63  |     |     |     |     | 34   |     |     | 40  | =     | Suffisance de la capacité de production          | 9.                                         |                                 |    |
|                                              | b  |     |     |     |     |      | +35 |     |     |     |     | +36  |     |     | +54 | s     |                                                  |                                            |                                 |    |
| 10. Duration in months of assured production |    |     |     |     |     |      | 3.8 |     |     |     |     | 5.8  |     |     | 4.0 | =     | Durée de production assurée, en mois             | 10.                                        |                                 |    |
| 11. New orders                               | =  |     |     |     | 58  | 66   |     |     |     |     |     | 34   |     |     | 42  | =     | Commandes nouvelles                              | 11.                                        |                                 |    |
|                                              | b  |     |     |     | -4  | -4   |     |     |     |     |     | -8   |     |     | -4  | s     |                                                  |                                            |                                 |    |
| 12. Export orders' expectations              | =  |     |     |     | 85  | 83   |     |     |     |     |     | 21   |     |     | 64  | =     | Perspectives d'évolution de commandes étrangères | 12.                                        |                                 |    |
|                                              | b  |     |     |     | +1  | -3   |     |     |     |     |     | +31  |     |     | +24 | s     |                                                  |                                            |                                 |    |
| 13. % Capacity utilisation                   |    |     |     |     |     | 81.4 |     |     |     |     |     | 62.5 |     |     |     | =     | % Utilisation de la capacité                     | 13.                                        |                                 |    |
| 14. Raw material stocks                      | =  |     |     |     |     |      |     |     |     |     |     | 66   |     |     |     | =     | Stocks de matières premières                     | 14.                                        |                                 |    |
|                                              | b  |     |     |     |     |      |     |     |     |     |     | +4   |     |     |     | s     |                                                  |                                            |                                 |    |

| MONTH                                        | DK |    |   | IRL |     |      | NL |   |   | B   |     |      | L |   |   | ← | MOIS                                             |                                 |    |
|----------------------------------------------|----|----|---|-----|-----|------|----|---|---|-----|-----|------|---|---|---|---|--------------------------------------------------|---------------------------------|----|
|                                              | N  | D  | J | N   | D   | J    | N  | D | J | N   | D   | J    | N | D | J |   |                                                  |                                 |    |
| 1. Production trend                          | =  |    |   | 29  | 39  | 64   |    |   |   | 85  | 82  | 60   |   |   |   | = | Tendance de la production                        | 1.                              |    |
|                                              | b  |    |   | -5  | +47 | -34  |    |   |   | -5  | +8  | +16  |   |   |   | s |                                                  |                                 |    |
| 2. Order books                               | =  |    |   | 43  | 28  | 48   |    |   |   | 31  | 21  | 23   |   |   |   | = | Carnet de commandes, total                       | 2.                              |    |
|                                              | b  |    |   | -21 | -28 | -26  |    |   |   | -67 | -71 | -73  |   |   |   | s |                                                  |                                 |    |
| 3. Export order books                        | =  |    |   | 23  | 43  | 51   |    |   |   | 37  | 36  | 32   |   |   |   | = | Carnets de commandes étrangères                  | 3.                              |    |
|                                              | b  |    |   | -29 | +33 | -47  |    |   |   | -61 | -60 | -66  |   |   |   | s |                                                  |                                 |    |
| 4. Stocks of finished products               | =  |    |   | 42  | 86  | 83   |    |   |   | 81  | 80  | 89   |   |   |   | = | Stocks de produits finis                         | 4.                              |    |
|                                              | b  |    |   | +46 |     | +17  |    |   |   | +11 | +10 | +7   |   |   |   | s |                                                  |                                 |    |
| 5. Production expectations                   | =  |    |   | 43  | 75  | 69   |    |   |   | 38  | 54  | 47   |   |   |   | = | Perspectives d'évolution de la production        | 5.                              |    |
|                                              | b  |    |   | -17 | -7  | +21  |    |   |   | -56 | -44 | -23  |   |   |   | s |                                                  |                                 |    |
| 6. Selling-price expectations                | =  |    |   | 52  | 43  | 59   |    |   |   | 67  | 48  | 70   |   |   |   | = | Perspectives d'évolution des prix de vente       | 6.                              |    |
|                                              | b  |    |   | +46 | +57 | +41  |    |   |   | +25 | +44 | +30  |   |   |   | s |                                                  |                                 |    |
| 7. Employment expectations                   | =  | 63 |   |     | 92  |      |    |   |   | 54  |     |      |   |   |   | = | Perspectives d'évolution de l'emploi             | 7.                              |    |
|                                              | b  | -3 |   |     | -8  |      |    |   |   | -40 |     |      |   |   |   | s |                                                  |                                 |    |
| 8. Limits to production                      |    | 57 |   |     | 36  |      |    |   |   | 2   |     |      |   |   |   |   | aucune                                           | Facteurs limitant la production | 8. |
| to demand                                    |    | 39 |   |     | 80  |      |    |   |   | 98  |     |      |   |   |   |   | demande                                          |                                 |    |
| pro-labour                                   |    | 1  |   |     | 20  |      |    |   |   |     |     |      |   |   |   |   | main d'œuvre                                     |                                 |    |
| equipment                                    |    | 4  |   |     |     |      |    |   |   |     |     |      |   |   |   |   | équipement                                       |                                 |    |
| 9. Adequacy of production capacity           | =  |    |   |     |     | 51   |    |   |   |     |     | 20   |   |   |   | = | Suffisance de la capacité de production          | 9.                              |    |
|                                              | b  |    |   |     |     | +17  |    |   |   |     |     | +76  |   |   |   | s |                                                  |                                 |    |
| 10. Duration in months of assured production |    |    |   |     |     | 3.0  |    |   |   |     |     | 6.5  |   |   |   | = | Durée de production assurée, en mois             | 10.                             |    |
| 11. New orders                               | =  |    |   |     |     | 29   |    |   |   |     |     | 52   |   |   |   | = | Commandes nouvelles                              | 11.                             |    |
|                                              | b  |    |   |     |     | +5   |    |   |   |     |     | +12  |   |   |   | s |                                                  |                                 |    |
| 12. Export orders' expectations              | =  |    |   |     |     | 49   |    |   |   |     |     |      |   |   |   | = | Perspectives d'évolution de commandes étrangères | 12.                             |    |
|                                              | b  |    |   |     |     | +9   |    |   |   |     |     |      |   |   |   | s |                                                  |                                 |    |
| 13. % Capacity utilisation                   |    |    |   |     |     | 75.8 |    |   |   |     |     | 74.0 |   |   |   | = | % Utilisation de la capacité                     | 13.                             |    |
| 14. Raw material stocks                      | =  |    |   |     |     | 64   |    |   |   |     |     | 88   |   |   |   | = | Stocks de matières premières                     | 14.                             |    |
|                                              | b  |    |   |     |     | -14  |    |   |   |     |     | -2   |   |   |   | s |                                                  |                                 |    |

Manufacture of electrical machinery

15<sup>a</sup>

Construction électrique d'équipement

| MONTH                                        | CE        |   |   | D   |     |      | F   |     |     | I   |     |      | UK |   |                              | Series code<br>Codes séries                                 |     |                              |                            |     |
|----------------------------------------------|-----------|---|---|-----|-----|------|-----|-----|-----|-----|-----|------|----|---|------------------------------|-------------------------------------------------------------|-----|------------------------------|----------------------------|-----|
|                                              | N         | D | J | N   | D   | J    | N   | D   | J   | N   | D   | J    | N  | D | J                            |                                                             |     |                              |                            |     |
| 1. Production trend                          | =         |   |   | 77  | 74  | 73   | 71  | 74  | 63  | 70  | 58  | 22   |    |   |                              | = Tendence de la production                                 | 1   |                              |                            |     |
|                                              | b         |   |   | -5  | -8  | -9   | -21 | +2  | +3  | -26 | -42 | -22  |    |   |                              | s                                                           |     |                              |                            |     |
| 2. Order books                               | =         |   |   | 56  | 57  | 56   | 57  | 68  | 57  | 41  | 15  | 20   |    |   |                              | = Carnet de commandes, total                                | 2.  |                              |                            |     |
|                                              | b         |   |   | -38 | -41 | -44  | -19 | -26 | -15 | -59 | -83 | -24  |    |   |                              | s                                                           |     |                              |                            |     |
| 3. Export order books                        | =         |   |   | 52  | 54  | 57   | 64  | 67  | 41  | 69  | 57  | 22   |    |   |                              | = Carnets de commandes étrangères                           | 3   |                              |                            |     |
|                                              | b         |   |   | -40 | -38 | -37  | -18 | -29 | -11 | -29 | -35 | -52  |    |   |                              | s                                                           |     |                              |                            |     |
| 4. Stocks of finished products               | =         |   |   | 82  | 80  | 81   | 71  | 80  | 73  | 50  | 41  | 67   |    |   |                              | = Stocks de produits finis                                  | 4.  |                              |                            |     |
|                                              | b         |   |   | +16 | +18 | +17  | +21 | +14 | +25 | +50 | +31 | +33  |    |   |                              | s                                                           |     |                              |                            |     |
| 5. Production expectations                   | =         |   |   | 78  | 71  | 74   | 54  | 64  | 52  | 51  | 43  | 67   |    |   |                              | = Perspectives d'évolution de la production                 | 5.  |                              |                            |     |
|                                              | b         |   |   | -12 | -17 | -16  | -22 | +4  | +14 | +7  | -29 | +1   |    |   |                              | s                                                           |     |                              |                            |     |
| 6. Selling-price expectations                | =         |   |   | 68  | 47  | 42   | 29  | 26  | 23  | 36  | 25  | 18   |    |   |                              | = Perspectives d'évolution des prix de vente                | 6.  |                              |                            |     |
|                                              | b         |   |   | +28 | +47 | +54  | +67 | +70 | +77 | +58 | +35 | +82  |    |   |                              | s                                                           |     |                              |                            |     |
| 7. Employment expectations                   | =         |   |   | 61  |     |      | 73  |     |     | 29  |     |      |    |   |                              | = Perspectives d'évolution de l'emploi                      | 7.  |                              |                            |     |
|                                              | b         |   |   | -39 |     |      | -11 |     |     | -69 |     |      |    |   |                              | s                                                           |     |                              |                            |     |
| 8. Limits to production                      |           |   |   | 57  |     |      |     |     |     | 41  |     |      |    |   |                              | aucune demande équipement } Facteurs limitant la production | 8.  |                              |                            |     |
|                                              | none      |   |   | 34  |     |      | 99  |     |     | 99  |     |      |    |   | main d'œuvre } la production |                                                             |     | 9.                           |                            |     |
|                                              | labour    |   |   |     |     |      |     |     |     |     |     |      |    |   |                              |                                                             |     |                              | équipement } la production | 10. |
|                                              | equipment |   |   | 1   |     |      | 1   |     |     |     |     |      |    |   |                              |                                                             |     |                              |                            |     |
| 9. Adequacy of production capacity           | =         |   |   |     |     | 54   |     |     |     |     |     | 47   |    |   | =                            | Durée de production assurée, en mois                        | 12. |                              |                            |     |
|                                              | b         |   |   |     |     | +44  |     |     |     |     |     | +45  |    |   | s                            |                                                             |     | Commandes nouvelles          | 13.                        |     |
| 10. Duration in months of assured production |           |   |   |     |     | 4.7  |     |     |     |     |     | 9.1  |    |   |                              | Perspectives d'évolution de commandes étrangères            | 14. |                              |                            |     |
| 11. New orders                               | =         |   |   |     |     | 52   |     | 62  |     |     |     | 19   |    |   | =                            |                                                             |     | % Utilisation de la capacité | 14.                        |     |
|                                              | b         |   |   |     |     |      |     |     |     |     |     | +21  |    |   | s                            | Stocks de matières premières                                |     |                              |                            |     |
| 12. Export orders' expectations              | =         |   |   |     |     | 84   |     | 86  |     |     |     | 25   |    |   | =                            |                                                             |     | %                            |                            |     |
|                                              | b         |   |   |     |     |      |     | +2  |     |     |     | +47  |    |   | s                            |                                                             |     |                              |                            |     |
| 13. % Capacity utilisation                   |           |   |   |     |     | 78.8 |     |     |     |     |     | 70.1 |    |   |                              |                                                             |     | %                            |                            |     |
| 14. Raw material stocks                      | =         |   |   |     |     |      |     |     |     |     |     | 68   |    |   | =                            | %                                                           |     |                              |                            |     |
|                                              | b         |   |   |     |     |      |     |     |     |     |     | +30  |    |   | s                            |                                                             |     |                              |                            |     |

| MONTH                                        | DK        |   |   | IRL |     |      | NL |   |   | B   |     |      | L |   |                              | Series code<br>Codes séries                                 |     |                              |                            |     |
|----------------------------------------------|-----------|---|---|-----|-----|------|----|---|---|-----|-----|------|---|---|------------------------------|-------------------------------------------------------------|-----|------------------------------|----------------------------|-----|
|                                              | N         | D | J | N   | D   | J    | N  | D | J | N   | D   | J    | N | D | J                            |                                                             |     |                              |                            |     |
| 1. Production trend                          | =         |   |   | 21  | 56  | 75   |    |   |   | 90  | 78  | 62   |   |   |                              | = Tendence de la production                                 | 1.  |                              |                            |     |
|                                              | b         |   |   | +23 | +20 | -23  |    |   |   | -6  | +8  | +4   |   |   |                              | s                                                           |     |                              |                            |     |
| 2. Order books                               | =         |   |   | 49  | 44  | 77   |    |   |   | 31  | 29  | 27   |   |   |                              | = Carnet de commandes, total                                | 2.  |                              |                            |     |
|                                              | b         |   |   | +9  | -28 | -21  |    |   |   | -67 | -61 | -67  |   |   |                              | s                                                           |     |                              |                            |     |
| 3. Export order books                        | =         |   |   | 24  | 44  | 87   |    |   |   | 56  | 53  | 46   |   |   |                              | = Carnets de commandes étrangères                           | 3.  |                              |                            |     |
|                                              | b         |   |   | +56 | -10 | -9   |    |   |   | -40 | -41 | -50  |   |   |                              | s                                                           |     |                              |                            |     |
| 4. Stocks of finished products               | =         |   |   | 68  | 76  | 82   |    |   |   | 89  | 88  | 90   |   |   |                              | = Stocks de produits finis                                  | 4.  |                              |                            |     |
|                                              | b         |   |   | +32 |     | +18  |    |   |   | +3  | +2  | +4   |   |   |                              | s                                                           |     |                              |                            |     |
| 5. Production expectations                   | =         |   |   | 44  | 60  | 81   |    |   |   | 33  | 49  | 44   |   |   |                              | = Perspectives d'évolution de la production                 | 5.  |                              |                            |     |
|                                              | b         |   |   | +4  | -8  | +3   |    |   |   | -63 | -47 | -42  |   |   |                              | s                                                           |     |                              |                            |     |
| 6. Selling-price expectations                | =         |   |   | 42  | 42  | 66   |    |   |   | 59  | 31  | 63   |   |   |                              | = Perspectives d'évolution des prix de vente                | 6.  |                              |                            |     |
|                                              | b         |   |   | +54 | +58 | +34  |    |   |   | +29 | +57 | +37  |   |   |                              | s                                                           |     |                              |                            |     |
| 7. Employment expectations                   | =         |   |   | 86  |     |      |    |   |   | 73  |     |      |   |   |                              | = Perspectives d'évolution de l'emploi                      | 7.  |                              |                            |     |
|                                              | b         |   |   | -14 |     |      |    |   |   | -27 |     |      |   |   |                              | s                                                           |     |                              |                            |     |
| 8. Limits to production                      |           |   |   | 25  |     |      |    |   |   | 100 |     |      |   |   |                              | aucune demande équipement } Facteurs limitant la production | 8.  |                              |                            |     |
|                                              | none      |   |   | 67  |     |      |    |   |   |     |     |      |   |   | main d'œuvre } la production |                                                             |     | 9.                           |                            |     |
|                                              | labour    |   |   | 33  |     |      |    |   |   |     |     |      |   |   |                              |                                                             |     |                              | équipement } la production | 10. |
|                                              | equipment |   |   |     |     |      |    |   |   |     |     |      |   |   |                              |                                                             |     |                              |                            |     |
| 9. Adequacy of production capacity           | =         |   |   |     |     | 50   |    |   |   |     |     | 23   |   |   | =                            | Durée de production assurée, en mois                        | 12. |                              |                            |     |
|                                              | b         |   |   |     |     | -4   |    |   |   |     |     | +71  |   |   | s                            |                                                             |     | Commandes nouvelles          | 13.                        |     |
| 10. Duration in months of assured production |           |   |   |     |     | 3.1  |    |   |   |     |     | 6.9  |   |   |                              | Perspectives d'évolution de commandes étrangères            | 14. |                              |                            |     |
| 11. New orders                               | =         |   |   |     |     | 36   |    |   |   |     |     | 49   |   |   | =                            |                                                             |     | % Utilisation de la capacité | 14.                        |     |
|                                              | b         |   |   |     |     | +20  |    |   |   |     |     | +7   |   |   | s                            | Stocks de matières premières                                |     |                              |                            |     |
| 12. Export orders' expectations              | =         |   |   |     |     | 17   |    |   |   |     |     |      |   |   | =                            |                                                             |     | % Utilisation de la capacité |                            |     |
|                                              | b         |   |   |     |     | +79  |    |   |   |     |     |      |   |   | s                            |                                                             |     |                              |                            |     |
| 13. % Capacity utilisation                   |           |   |   |     |     | 79.2 |    |   |   |     |     | 71.0 |   |   |                              |                                                             |     | % Utilisation de la capacité |                            |     |
| 14. Raw material stocks                      | =         |   |   |     |     | 40   |    |   |   |     |     | 90   |   |   | =                            | % Utilisation de la capacité                                |     |                              |                            |     |
|                                              | b         |   |   |     |     | -22  |    |   |   |     |     | +4   |   |   | s                            |                                                             |     |                              |                            |     |



Household electrical appliances, radio and television receivers

Appareils électroménagers, radio, télévision

| MONTH                                        | CE        |     |     | D   |     |     | F    |     |     | I   |     |      | UK  |     |     | 41.158 | Series code                                                            |                                               |
|----------------------------------------------|-----------|-----|-----|-----|-----|-----|------|-----|-----|-----|-----|------|-----|-----|-----|--------|------------------------------------------------------------------------|-----------------------------------------------|
|                                              | N         | D   | J   | N   | D   | J   | N    | D   | J   | N   | D   | J    | N   | D   | J   | ← MOIS | Codes séries                                                           |                                               |
| 1. Production trend                          | =         |     | 51  | 92  | 83  | 83  | 53   | 31  | 47  | 53  | 38  | 3    |     |     | 19  | =      | Tendance de la production 1.                                           |                                               |
|                                              | b         |     | -3  | +4  | +3  | -1  | +33  | +51 | +41 | -47 | -61 | -97  |     |     | -13 | s      |                                                                        |                                               |
| 2. Order books                               | =         | 65  | 53  | 51  | 71  | 63  | 63   | 84  | 66  | 71  | 21  | 42   | 17  | 61  | 31  | 29     | =                                                                      | Carnet de commandes, total 2.                 |
|                                              | b         | -27 | -33 | -35 | -29 | -37 | -35  | -12 | -28 | -9  | -79 | -58  | -83 | -1  | -3  | -27    | s                                                                      |                                               |
| 3. Export order books                        | =         | 55  | 34  | 52  | 63  | 8   | 49   | 69  | 70  | 78  | 51  | 48   | 65  | 64  | 69  | 48     | =                                                                      | Carnets de commandes étrangères 3.            |
|                                              | b         | -45 | -62 | -42 | -37 | -88 | -45  | -29 | -28 | -20 | -49 | -52  | -35 | -34 | -25 | -34    | s                                                                      |                                               |
| 4. Stocks of finished products               | =         | 58  | 56  | 54  | 66  | 49  | 44   | 76  | 77  | 77  | 13  | 50   | 46  | 58  | 59  | 42     | =                                                                      | Stocks de produits finis 4.                   |
|                                              | b         | +34 | +32 | +26 | +32 | +49 | +56  | +14 | -7  | +3  | +57 | +30  | -42 | +36 | +35 | +44    | s                                                                      |                                               |
| 5. Production expectations                   | =         | 84  | 85  | 67  | 89  | 86  | 90   | 92  | 86  | 74  | 56  | 83   | 4   | 85  | 87  | 51     | =                                                                      | Perspectives d'évolution de la production 5.  |
|                                              | b         | -4  | -3  | -9  | +1  |     |      | +6  | +10 | -12 | -44 | -17  | +4  | +1  | -9  | -43    | s                                                                      |                                               |
| 6. Selling-price expectations                | =         | 66  | 52  | 60  | 87  | 80  | 70   | 32  | 19  | 72  | 47  | 1    | 18  | 73  | 56  | 43     | =                                                                      | Perspectives d'évolution des prix de vente 6. |
|                                              | b         | +32 | +48 | +32 | +11 | +18 | +28  | +68 | +81 | +20 | +53 | +97  | +82 | +27 | +44 | +27    | s                                                                      |                                               |
| 7. Employment expectations                   | =         | 65  |     |     | 69  |     |      | 79  |     |     | 7   |      |     | 91  |     |        | =                                                                      | Perspectives d'évolution de l'emploi 7.       |
|                                              | b         | -27 |     |     | -15 |     |      | -19 |     |     | -93 |      |     | -9  |     |        | s                                                                      |                                               |
| 8. Limits to production                      | none      | 41  |     |     | 92  |     |      |     |     |     | 21  |      |     | 5   |     |        | aucune demande de main d'œuvre ou équipement limitant la production 8. |                                               |
|                                              | demand    | 54  |     |     | 9   |     |      | 97  |     |     | 96  |      |     | 57  |     |        |                                                                        |                                               |
|                                              | labour    | 1   |     |     | 1   |     |      |     |     |     |     |      |     | 1   |     |        |                                                                        |                                               |
|                                              | equipment | 8   |     |     | 1   |     |      | 3   |     |     |     |      |     | 38  |     |        |                                                                        |                                               |
| 9. Adequacy of production capacity           | =         |     |     |     |     |     | 83   |     |     |     |     | 16   |     |     | 61  | =      | Suffisance de la capacité de production 9.                             |                                               |
|                                              | b         |     |     |     |     |     | +15  |     |     |     |     | +24  |     | +29 | s   |        |                                                                        |                                               |
| 10. Duration in months of assured production | =         |     |     |     |     |     | 1.4  |     |     |     |     | 1.5  |     |     | 1.0 | =      | Durée de production assurée, en mois 10.                               |                                               |
| 11. New orders                               | =         |     |     |     |     |     | 74   | 78  |     |     |     | 54   |     |     | 34  | =      | Commandes nouvelles 11.                                                |                                               |
|                                              | b         |     |     |     |     |     | -12  | -14 |     |     |     | -46  |     |     | +2  | s      |                                                                        |                                               |
| 12. Export orders' expectations              | =         |     |     |     |     |     | 88   | 75  |     |     |     | 14   |     |     | 76  | =      | Perspectives d'évolution de commandes étrangères 12.                   |                                               |
|                                              | b         |     |     |     |     |     | +2   | -15 |     |     |     | +14  |     |     | -4  | s      |                                                                        |                                               |
| 13. % Capacity utilisation                   | =         |     |     |     |     |     | 87.9 |     |     |     |     | 51.5 |     |     |     | =      | % Utilisation de la capacité 13.                                       |                                               |
| 14. Raw material stocks                      | =         |     |     |     |     |     |      |     |     |     |     | 82   |     |     |     | =      | Stocks de matières premières 14.                                       |                                               |
|                                              | b         |     |     |     |     |     |      |     |     |     |     | -23  |     |     | s   |        |                                                                        |                                               |

| MONTH                                        | DK        |   |   | IRL |     |     | NL   |   |   | B   |     |      | L |   |   | ← MOIS                                                                 |                                                      |
|----------------------------------------------|-----------|---|---|-----|-----|-----|------|---|---|-----|-----|------|---|---|---|------------------------------------------------------------------------|------------------------------------------------------|
|                                              | N         | D | J | N   | D   | J   | N    | D | J | N   | D   | J    | N | D | J |                                                                        |                                                      |
| 1. Production trend                          | =         |   |   | 42  | 12  | 48  |      |   |   | 73  | 89  | 51   |   |   |   | =                                                                      | Tendance de la production 1.                         |
|                                              | b         |   |   | -48 | +88 | -52 |      |   |   | -3  | +11 | +47  |   |   |   | s                                                                      |                                                      |
| 2. Order books                               | =         |   |   | 33  | 3   | 2   |      |   |   | 37  | 1   | 11   |   |   |   | =                                                                      | Carnet de commandes, total 2.                        |
|                                              | b         |   |   | -67 | -29 | -34 |      |   |   | -63 | -99 | -89  |   |   |   | s                                                                      |                                                      |
| 3. Export order books                        | =         |   |   | 22  | 41  | 31  |      |   |   | 1   | 5   | 5    |   |   |   | =                                                                      | Carnets de commandes étrangères 3.                   |
|                                              | b         |   |   | -78 | +57 | -69 |      |   |   | -97 | -95 | -95  |   |   |   | s                                                                      |                                                      |
| 4. Stocks of finished products               | =         |   |   | 5   | 98  | 83  |      |   |   | 1   | 1   | 98   |   |   |   | =                                                                      | Stocks de produits finis 4.                          |
|                                              | b         |   |   | +67 |     | +17 |      |   |   | +97 | +97 |      |   |   |   | s                                                                      |                                                      |
| 5. Production expectations                   | =         |   |   | 42  | 97  | 51  |      |   |   | 54  | 65  | 50   |   |   |   | =                                                                      | Perspectives d'évolution de la production 5.         |
|                                              | b         |   |   | -48 | -3  | +49 |      |   |   | -46 | -35 | +26  |   |   |   | s                                                                      |                                                      |
| 6. Selling-price expectations                | =         |   |   | 67  | 44  | 48  |      |   |   | 89  | 89  | 89   |   |   |   | =                                                                      | Perspectives d'évolution des prix de vente 6.        |
|                                              | b         |   |   | +33 | +56 | +52 |      |   |   | +11 | +11 | +11  |   |   |   | s                                                                      |                                                      |
| 7. Employment expectations                   | =         |   |   | 98  |     |     |      |   |   | 1   |     |      |   |   |   | =                                                                      | Perspectives d'évolution de l'emploi 7.              |
|                                              | b         |   |   |     |     |     |      |   |   | -77 |     |      |   |   |   | s                                                                      |                                                      |
| 8. Limits to production                      | none      |   |   |     |     |     | 53   |   |   |     |     |      |   |   |   | aucune demande de main d'œuvre ou équipement limitant la production 8. |                                                      |
|                                              | demand    |   |   |     |     |     | 100  |   |   |     |     |      |   |   |   |                                                                        |                                                      |
|                                              | labour    |   |   |     |     |     |      |   |   |     |     |      |   |   |   |                                                                        |                                                      |
|                                              | equipment |   |   |     |     |     |      |   |   |     |     |      |   |   |   |                                                                        |                                                      |
| 9. Adequacy of production capacity           | =         |   |   |     |     |     | 51   |   |   |     |     | 12   |   |   |   | =                                                                      | Suffisance de la capacité de production 9.           |
|                                              | b         |   |   |     |     |     | +49  |   |   |     |     | +88  |   |   |   | s                                                                      |                                                      |
| 10. Duration in months of assured production | =         |   |   |     |     |     | 2.9  |   |   |     |     | 5.8  |   |   |   | =                                                                      | Durée de production assurée, en mois 10.             |
| 11. New orders                               | =         |   |   |     |     |     | 19   |   |   |     |     | 62   |   |   |   | =                                                                      | Commandes nouvelles 11.                              |
|                                              | b         |   |   |     |     |     | -17  |   |   |     |     | +26  |   |   |   | s                                                                      |                                                      |
| 12. Export orders' expectations              | =         |   |   |     |     |     | 68   |   |   |     |     |      |   |   |   | =                                                                      | Perspectives d'évolution de commandes étrangères 12. |
|                                              | b         |   |   |     |     |     | -32  |   |   |     |     |      |   |   |   | s                                                                      |                                                      |
| 13. % Capacity utilisation                   | =         |   |   |     |     |     | 70.7 |   |   |     |     | 78.0 |   |   |   | =                                                                      | % Utilisation de la capacité 13.                     |
| 14. Raw material stocks                      | =         |   |   |     |     |     | 98   |   |   |     |     | 85   |   |   |   | =                                                                      | Stocks de matières premières 14.                     |
|                                              | b         |   |   |     |     |     |      |   |   |     |     | -15  |   |   |   | s                                                                      |                                                      |

Electric lamps and other electric lighting equipment, assembly and installation of electrical equipment and apparatus

15<sup>C</sup>

Lampes et matériel d'éclairage, montage, travaux d'installation technique

| MONTH →                                      | CE        |   |   | D   |     |      | F   |     |     | I   |     |      | UK |   |                                                    | Series code<br>Codes séries<br>← MOIS                                            |    |
|----------------------------------------------|-----------|---|---|-----|-----|------|-----|-----|-----|-----|-----|------|----|---|----------------------------------------------------|----------------------------------------------------------------------------------|----|
|                                              | N         | D | J | N   | D   | J    | N   | D   | J   | N   | D   | J    | N  | D | J                                                  |                                                                                  |    |
| 1. Production trend                          | =         |   |   | 71  | 82  | 84   | 60  | 54  | 62  | 80  | 55  | 33   |    |   |                                                    | = Tendance de la production                                                      | 1. |
|                                              | b         |   |   | -7  | -14 | -8   | -38 | -24 | -32 | -20 | -45 | -1   |    |   |                                                    |                                                                                  |    |
| 2. Order books                               | =         |   |   | 36  | 39  | 28   | 30  | 41  | 79  | 50  | 55  | 66   |    |   |                                                    | = Carnet de commandes, total                                                     | 2. |
|                                              | b         |   |   | -58 | -61 | -46  | -70 | -59 | -15 | -50 | -45 | -34  |    |   |                                                    |                                                                                  |    |
| 3. Export order books                        | =         |   |   | 29  | 17  | 19   | 47  | 12  | 89  | 60  | 18  | 1    |    |   |                                                    | = Carnets de commandes étrangères                                                | 3. |
|                                              | b         |   |   | -61 | -59 | -57  | +11 | -22 | -3  | -40 | -82 | -97  |    |   |                                                    |                                                                                  |    |
| 4. Stocks of finished products               | =         |   |   | 86  | 75  | 85   | 97  | 91  | 90  | 42  | 62  | 67   |    |   |                                                    | = Stocks de produits finis                                                       | 4. |
|                                              | b         |   |   | +8  | +21 | +1   | +3  | -3  | -4  | +58 | -38 | -33  |    |   |                                                    |                                                                                  |    |
| 5. Production expectations                   | =         |   |   | 35  | 63  | 56   | 84  | 66  | 54  | 36  | 55  | 66   |    |   |                                                    | = Perspectives d'évolution de la production                                      | 5. |
|                                              | b         |   |   | -43 | -33 | -40  | -16 | +2  | +28 | +8  | -45 | -34  |    |   |                                                    |                                                                                  |    |
| 6. Selling-price expectations                | =         |   |   | 46  | 8   | 1    | 62  | 35  | 2   | 66  | 98  | 66   |    |   |                                                    | = Perspectives d'évolution des prix de vente                                     | 6. |
|                                              | b         |   |   | +54 | +92 | +97  | +38 | +65 | +98 | +34 |     | +32  |    |   |                                                    |                                                                                  |    |
| 7. Employment expectations                   | =         |   |   | 65  |     |      | 18  |     |     | 42  |     |      |    |   |                                                    | = Perspectives d'évolution de l'emploi                                           | 7. |
|                                              | b         |   |   | -35 |     |      | -54 |     |     | -58 |     |      |    |   |                                                    |                                                                                  |    |
| 8. Limits to production                      |           |   |   | 60  |     |      |     |     |     | 6   |     |      |    |   |                                                    | — aucune demande de main d'œuvre ou équipement } Facteurs limitant la production | 8. |
|                                              | none      | — |   | 36  |     |      | 100 |     |     | 66  |     |      |    |   |                                                    |                                                                                  |    |
|                                              | labour    | — |   | 1   |     |      |     |     |     |     |     |      |    |   |                                                    |                                                                                  |    |
|                                              | equipment | — |   | 1   |     |      |     |     |     |     |     |      |    |   |                                                    |                                                                                  |    |
| 9. Adequacy of production capacity           | =         |   |   |     |     | 41   |     |     |     |     |     | 34   |    |   | = Suffisance de la capacité de production          | 9.                                                                               |    |
|                                              | b         |   |   |     |     | +55  |     |     |     |     |     | +66  |    |   |                                                    |                                                                                  |    |
| 10. Duration in months of assured production |           |   |   |     |     | 1.2  |     |     |     |     |     | 5.0  |    |   | = Durée de production assurée, en mois             | 10.                                                                              |    |
| 11. New orders                               | =         |   |   |     | 64  | 56   |     |     |     |     |     | 33   |    |   | = Commandes nouvelles                              | 11.                                                                              |    |
|                                              | b         |   |   |     | -36 | -30  |     |     |     |     |     | -1   |    |   |                                                    |                                                                                  |    |
| 12. Export orders' expectations              | =         |   |   |     | 85  | 74   |     |     |     |     |     | 50   |    |   | = Perspectives d'évolution de commandes étrangères | 12.                                                                              |    |
|                                              | b         |   |   |     | -9  | +2   |     |     |     |     |     | -50  |    |   |                                                    |                                                                                  |    |
| 13. % Capacity utilisation                   |           |   |   |     |     | 79.7 |     |     |     |     |     | 75.1 |    |   | = % Utilisation de la capacité                     | 13.                                                                              |    |
| 14. Raw material stocks                      | =         |   |   |     |     |      |     |     |     |     |     | 67   |    |   | = Stocks de matières premières                     | 14.                                                                              |    |
|                                              | b         |   |   |     |     |      |     |     |     |     |     | -33  |    |   |                                                    |                                                                                  |    |

Manufacture of motor vehicles,  
motor-vehicle parts and accessories

16

Construction d'automobiles  
et pièces détachées

| MONTH                                        | CE |     |     | D   |     |     | F   |     |     | I   |      |     | UK  |     |     | 43.16                       | Series code<br>Codes séries                                        |     |
|----------------------------------------------|----|-----|-----|-----|-----|-----|-----|-----|-----|-----|------|-----|-----|-----|-----|-----------------------------|--------------------------------------------------------------------|-----|
|                                              | N  | D   | J   | N   | D   | J   | N   | D   | J   | N   | D    | J   | N   | D   | J   | ← MOIS                      |                                                                    |     |
| 1. Production trend                          | =  |     | 66  | 57  | 73  | 75  | 77  | 72  | 60  | 29  | 33   | 30  |     |     | 76  | = Tendance de la production | 1.                                                                 |     |
|                                              | b  |     | -22 | +37 | +27 | -23 | -11 | -16 | -12 | -71 | -67  | -70 |     |     | +6  | s                           |                                                                    |     |
| 2. Order books                               | =  | 53  | 43  | 49  | 74  | 74  | 83  | 31  | 19  | 29  | 54   | 14  | 13  | 29  | 20  | 21                          | = Carnet de commandes, total                                       | 2.  |
|                                              | b  | -21 | -21 | -19 | -10 |     | -1  | +7  | +23 | +35 | -46  | -86 | -87 | -71 | -80 | -79                         | s                                                                  |     |
| 3. Export order books                        | =  | 47  | 46  | 54  | 59  | 67  | 71  | 19  | 27  | 49  | 43   | 5   | 8   | 24  | 13  | 25                          | = Carnets de commandes étrangères                                  | 3.  |
|                                              | b  | -25 | -36 | -24 | -5  | -7  | +5  | -61 | -71 | -31 | -33  | -63 | -64 | -40 | -65 | -75                         | s                                                                  |     |
| 4. Stocks of finished products               | =  | 62  | 66  | 61  | 63  | 74  | 73  | 81  | 82  | 83  | 16   | 19  | 15  | 64  | 58  | 40                          | = Stocks de produits finis                                         | 4.  |
|                                              | b  | +28 | +22 | +27 | +21 |     | +11 | +5  | +6  | -5  | +84  | +81 | +85 | +36 | +42 | +60                         | s                                                                  |     |
| 5. Production expectations                   | =  | 62  | 72  | 55  | 89  | 98  | 66  | 13  | 44  | 54  | 61   | 31  | 10  | 70  | 87  | 65                          | = Perspectives d'évolution de la production                        | 5.  |
|                                              | b  | +6  | +10 | +11 | -3  |     | +8  | +39 | +14 | +14 | -25  | +55 | +16 | +18 | +3  | +21                         | s                                                                  |     |
| 6. Selling-price expectations                | =  | 67  | 69  | 50  | 92  | 98  | 45  | 65  | 59  | 72  | 24   | 30  | 22  | 44  | 46  | 45                          | = Perspectives d'évolution des prix de vente                       | 6.  |
|                                              | b  | +31 | +29 | +50 | +8  |     | +55 | +33 | +41 | +28 | +76  | +70 | +78 | +52 | +50 | +51                         | s                                                                  |     |
| 7. Employment expectations                   | =  | 49  |     |     | 91  |     |     | 5   |     |     | 31   |     |     | 18  |     |                             | = Perspectives d'évolution de l'emploi                             | 7.  |
|                                              | b  | -47 |     |     | -9  |     |     | -95 |     |     | -69  |     |     | -74 |     |                             | s                                                                  |     |
| 8. Limits to production                      |    | 40  |     |     | 92  |     |     |     |     | 3   |      |     |     | 12  |     |                             | aucune demande pour l'équipement } Facteurs limitant la production | 8.  |
| to demand                                    |    | 57  |     |     | 7   |     |     | 98  |     | 87  |      |     |     | 87  |     |                             |                                                                    |     |
| labour                                       |    |     |     |     |     |     |     |     |     |     |      |     |     |     |     |                             |                                                                    |     |
| equipment                                    |    | 1   |     |     |     |     |     | 2   |     |     |      |     |     |     |     |                             |                                                                    |     |
| 9. Adequacy of production capacity           | =  |     |     |     |     |     | 78  |     |     |     | 70   |     |     | 14  |     |                             | = Suffisance de la capacité de production                          | 9.  |
|                                              | b  |     |     |     |     |     | +20 |     |     |     | +30  |     |     | +84 |     |                             | s                                                                  |     |
| 10. Duration in months of assured production |    |     |     |     |     |     | 5.2 |     |     |     | 2.9  |     |     | 2.0 |     |                             | = Durée de production assurée, en mois                             | 10. |
| 11. New orders                               | =  |     |     |     | 89  | 80  |     |     |     |     | 18   |     |     | 45  |     |                             | = Commandes nouvelles                                              | 11. |
|                                              | b  |     |     |     | +11 | +14 |     |     |     |     | -80  |     |     | -7  |     |                             | s                                                                  |     |
| 12. Export orders' expectations              | =  |     |     |     | 98  | 87  |     |     |     |     | 25   |     |     | 80  |     |                             | = Perspectives d'évolution de commandes étrangères                 | 12. |
|                                              | b  |     |     |     |     | +7  |     |     |     |     | +35  |     |     | +4  |     |                             | s                                                                  |     |
| 13. % Capacity utilisation                   |    |     |     |     |     |     |     |     |     |     | 59.8 |     |     |     |     |                             | = % Utilisation de la capacité                                     | 13. |
| 14. Raw material stocks                      | =  |     |     |     |     |     |     |     |     |     | 51   |     |     |     |     |                             | = Stocks de matières premières                                     | 14. |
|                                              | b  |     |     |     |     |     |     |     |     |     | +49  |     |     |     |     |                             | s                                                                  |     |

| MONTH                                        | DK |     |   | IRL |     |      | NL  |      |     | B   |      |     | L    |     |                                                    | ← MOIS                                                             |                             |    |
|----------------------------------------------|----|-----|---|-----|-----|------|-----|------|-----|-----|------|-----|------|-----|----------------------------------------------------|--------------------------------------------------------------------|-----------------------------|----|
|                                              | N  | D   | J | N   | D   | J    | N   | D    | J   | N   | D    | J   | N    | D   | J                                                  |                                                                    |                             |    |
| 1. Production trend                          | =  |     |   | 93  | 98  | 98   | 83  | 63   | 98  | 64  | 98   | 98  | 98   | 98  | 98                                                 | 1                                                                  | = Tendance de la production | 1. |
|                                              | b  |     |   | -7  |     |      | -11 | +29  |     | +36 |      |     |      |     | -97                                                | s                                                                  |                             |    |
| 2. Order books                               | =  |     |   | 7   | 98  | 7    | 29  | 31   | 27  | 74  | 74   | 74  | 98   | 98  | 1                                                  | = Carnet de commandes, total                                       | 2.                          |    |
|                                              | b  |     |   | -93 |     | -93  | -71 | -69  | -73 | -26 | -26  | -26 |      |     | -97                                                | s                                                                  |                             |    |
| 3. Export order books                        | =  |     |   | 98  |     | 98   |     |      |     | 98  | 98   | 98  | 98   | 98  | 98                                                 | = Carnets de commandes étrangères                                  | 3.                          |    |
|                                              | b  |     |   |     |     |      |     |      |     |     |      |     |      |     |                                                    | s                                                                  |                             |    |
| 4. Stocks of finished products               | =  |     |   | 98  | 1   | 98   | 34  | 27   | 24  | 98  | 98   | 60  | 1    | 98  | 98                                                 | = Stocks de produits finis                                         | 4.                          |    |
|                                              | b  |     |   |     | +97 |      | +60 | +73  | +76 |     |      | +40 | +97  |     |                                                    | s                                                                  |                             |    |
| 5. Production expectations                   | =  |     |   | 98  | 98  | 98   | 27  | 31   | 31  | 74  | 74   | 74  | 98   | 98  | 1                                                  | = Perspectives d'évolution de la production                        | 5.                          |    |
|                                              | b  |     |   |     |     |      | -67 | -61  | -61 | -26 | -26  | -26 |      |     | +97                                                | s                                                                  |                             |    |
| 6. Selling-price expectations                | =  |     |   | 7   | 98  | 1    | 64  | 74   | 74  | 64  | 74   | 74  | 1    | 1   | 98                                                 | = Perspectives d'évolution des prix de vente                       | 6.                          |    |
|                                              | b  |     |   | +93 |     | +97  | +36 | +26  | +26 | +36 | +26  | +26 | +97  | +97 |                                                    | s                                                                  |                             |    |
| 7. Employment expectations                   | =  | 52  |   |     | 98  |      | 87  |      |     | 64  |      |     | 98   |     |                                                    | = Perspectives d'évolution de l'emploi                             | 7.                          |    |
|                                              | b  | -32 |   |     |     |      | -13 |      |     | +36 |      |     |      |     |                                                    | s                                                                  |                             |    |
| 8. Limits to production                      |    | 80  |   |     | 7   |      | 27  |      |     |     |      |     |      | 100 |                                                    | aucune demande pour l'équipement } Facteurs limitant la production | 8.                          |    |
| to demand                                    |    | 20  |   |     | 100 |      | 70  |      |     | 100 |      |     |      |     |                                                    |                                                                    |                             |    |
| labour                                       |    |     |   |     |     |      |     |      |     |     |      |     |      |     |                                                    |                                                                    |                             |    |
| equipment                                    |    |     |   |     |     |      | 3   |      |     |     |      |     |      |     |                                                    |                                                                    |                             |    |
| 9. Adequacy of production capacity           | =  |     |   |     |     | 1    |     | 1    |     |     | 74   |     |      | 98  | = Suffisance de la capacité de production          | 9.                                                                 |                             |    |
|                                              | b  |     |   |     |     | +97  |     | +97  |     |     | +26  |     |      |     | s                                                  |                                                                    |                             |    |
| 10. Duration in months of assured production |    |     |   |     |     |      |     | 1.9  |     |     | 2.6  |     |      | 2.0 | = Durée de production assurée, en mois             | 10.                                                                |                             |    |
| 11. New orders                               | =  |     |   |     | 98  |      | 34  |      |     | 84  |      |     | 98   |     | = Commandes nouvelles                              | 11.                                                                |                             |    |
|                                              | b  |     |   |     |     |      | +66 |      |     | -16 |      |     |      |     | s                                                  |                                                                    |                             |    |
| 12. Export orders' expectations              | =  |     |   |     | 98  |      |     | 33   |     |     |      |     | 98   |     | = Perspectives d'évolution de commandes étrangères | 12.                                                                |                             |    |
|                                              | b  |     |   |     |     |      |     | -45  |     |     |      |     |      |     | s                                                  |                                                                    |                             |    |
| 13. % Capacity utilisation                   |    |     |   |     |     | 50.0 |     | 76.0 |     |     | 93.0 |     | 60.0 |     | = % Utilisation de la capacité                     | 13.                                                                |                             |    |
| 14. Raw material stocks                      | =  |     |   |     | 98  |      | 56  |      |     | 98  |      |     | 1    |     | = Stocks de matières premières                     | 14.                                                                |                             |    |
|                                              | b  |     |   |     |     |      | +44 |      |     |     |      |     | +97  |     | s                                                  |                                                                    |                             |    |

Manufacture and assembly of motor vehicles (including road tractors) and manufacture of motor vehicle engines

16<sup>a</sup>

Construction et assemblage de véhicules automobiles (y compris tracteurs routiers) et construction de moteurs pour ceux-ci

| MONTH →                                      | CE        |       |   | D   |     |      | F   |     |     | I   |     |      | UK |   |   | 44.15A ← | Series code<br>Codes séries                      |                                 |    |
|----------------------------------------------|-----------|-------|---|-----|-----|------|-----|-----|-----|-----|-----|------|----|---|---|----------|--------------------------------------------------|---------------------------------|----|
|                                              | N         | D     | J | N   | D   | J    | N   | D   | J   | N   | D   | J    | N  | D | J | ← MOIS   |                                                  |                                 |    |
| 1. Production trend                          | =         |       |   | 53  | 74  | 76   | 85  | 87  | 74  | 22  | 24  | 22   |    |   |   | =        | Tendance de la production                        | 1                               |    |
|                                              | b         |       |   | +47 | +20 | -24  | -15 | -13 |     | -78 | -76 | -78  |    |   |   | s        |                                                  |                                 |    |
| 2. Order books                               | =         |       |   | 75  | 75  | 86   | 33  | 15  | 24  | 57  | 1   | 1    |    |   |   | =        | Carnet de commandes, total                       | 2.                              |    |
|                                              | b         |       |   | -5  | -5  | +6   | +37 | +59 | +72 | -43 | -97 | -97  |    |   |   | s        |                                                  |                                 |    |
| 3. Export order books                        | =         |       |   | 60  | 60  | 72   | 15  | 24  | 51  | 63  | 1   | 1    |    |   |   | =        | Carnets de commandes étrangères                  | 3.                              |    |
|                                              | b         |       |   | -2  | -2  | +8   | -61 | -76 | -27 | -37 | -97 | -97  |    |   |   | s        |                                                  |                                 |    |
| 4. Stocks of finished products               | =         |       |   | 64  | 64  | 77   | 88  | 89  | 89  | 2   | 2   | 1    |    |   |   | =        | Stocks de produits finis                         | 4.                              |    |
|                                              | b         |       |   | +16 | +16 | +3   | +12 | +11 | -7  | +98 | +98 | +97  |    |   |   | s        |                                                  |                                 |    |
| 5. Production expectations                   | =         |       |   | 93  | 98  | 65   | 3   | 40  | 53  | 67  | 30  |      |    |   |   | =        | Perspectives d'évolution de la production        | 5.                              |    |
|                                              | b         |       |   | +3  | -2  | +13  | +67 | +34 | +21 | -33 | +70 | +12  |    |   |   | s        |                                                  |                                 |    |
| 6. Selling-price expectations                | =         |       |   | 98  | 93  | 50   | 85  | 76  | 97  | 21  | 29  | 22   |    |   |   | =        | Perspectives d'évolution des prix de vente       | 6.                              |    |
|                                              | b         |       |   | +7  | +50 |      | +15 | +24 | +3  | +79 | +71 | +78  |    |   |   | s        |                                                  |                                 |    |
| 7. Employment expectations                   | =         |       |   | 96  |     |      | 1   |     |     | 22  |     |      |    |   |   | =        | Perspectives d'évolution de l'emploi             | 7.                              |    |
|                                              | b         |       |   | -4  |     |      | -97 |     |     | -78 |     |      |    |   |   | s        |                                                  |                                 |    |
| 8. Limits to production                      | none      | _____ |   | 98  |     |      |     |     |     | 1   |     |      |    |   |   | _____    | aucune demande de production                     | Facteurs limitant la production | 8. |
|                                              | demand    | _____ |   |     |     |      | 100 |     |     | 92  |     |      |    |   |   | _____    |                                                  |                                 |    |
|                                              | labour    | _____ |   |     |     |      |     |     |     |     |     |      |    |   |   | _____    | équipement                                       |                                 |    |
|                                              | equipment | _____ |   |     |     |      |     |     |     |     |     |      |    |   |   | _____    |                                                  |                                 |    |
| 9. Adequacy of production capacity           | =         |       |   |     |     | 77   |     |     |     |     |     | 69   |    |   |   | =        | Suffisance de la capacité de production          | 9.                              |    |
|                                              | b         |       |   |     |     | +23  |     |     |     |     |     | +31  |    |   | s |          |                                                  |                                 |    |
| 10. Duration in months of assured production | =         |       |   |     |     | 5.7  |     |     |     |     |     | 2.5  |    |   |   | =        | Durée de production assurée, en mois             | 10.                             |    |
| 11. New orders                               | =         |       |   |     |     | 82   | 79  |     |     |     |     | 1    |    |   |   | =        | Commandes nouvelles                              | 11.                             |    |
|                                              | b         |       |   |     |     | +18  | +21 |     |     |     |     | -97  |    |   | s |          |                                                  |                                 |    |
| 12. Export orders' expectations              | =         |       |   |     |     | 98   | 88  |     |     |     |     | 22   |    |   |   | =        | Perspectives d'évolution de commandes étrangères | 12.                             |    |
|                                              | b         |       |   |     |     | -2   | +8  |     |     |     |     | +34  |    |   | s |          |                                                  |                                 |    |
| 13. % Capacity utilisation                   | =         |       |   |     |     | 82.6 |     |     |     |     |     | 57.1 |    |   |   | =        | % Utilisation de la capacité                     | 13.                             |    |
| 14. Raw material stocks                      | =         |       |   |     |     |      |     |     |     |     |     | 56   |    |   |   | =        | Stocks de matières premières                     | 14.                             |    |
|                                              | b         |       |   |     |     |      |     |     |     |     |     | +44  |    |   | s |          |                                                  |                                 |    |

| MONTH →                                      | DK        |       |   | IRL |   |   | NL |   |   | B   |     |      | L |   |       | ← MOIS       |                                                  |                                 |    |
|----------------------------------------------|-----------|-------|---|-----|---|---|----|---|---|-----|-----|------|---|---|-------|--------------|--------------------------------------------------|---------------------------------|----|
|                                              | N         | D     | J | N   | D | J | N  | D | J | N   | D   | J    | N | D | J     |              |                                                  |                                 |    |
| 1. Production trend                          | =         |       |   |     |   |   |    |   |   | 64  | 98  | 98   |   |   |       | =            | Tendance de la production                        | 1.                              |    |
|                                              | b         |       |   |     |   |   |    |   |   | +36 |     |      |   |   | s     |              |                                                  |                                 |    |
| 2. Order books                               | =         |       |   |     |   |   |    |   |   | 74  | 74  | 74   |   |   |       | =            | Carnet de commandes, total                       | 2.                              |    |
|                                              | b         |       |   |     |   |   |    |   |   | -26 | -26 | -26  |   |   | s     |              |                                                  |                                 |    |
| 3. Export order books                        | =         |       |   |     |   |   |    |   |   | 98  | 98  | 98   |   |   |       | =            | Carnets de commandes étrangères                  | 3.                              |    |
|                                              | b         |       |   |     |   |   |    |   |   |     |     |      |   |   | s     |              |                                                  |                                 |    |
| 4. Stocks of finished products               | =         |       |   |     |   |   |    |   |   | 98  | 98  | 60   |   |   |       | =            | Stocks de produits finis                         | 4.                              |    |
|                                              | b         |       |   |     |   |   |    |   |   |     | +40 |      |   |   | s     |              |                                                  |                                 |    |
| 5. Production expectations                   | =         |       |   |     |   |   |    |   |   | 74  | 74  | 74   |   |   |       | =            | Perspectives d'évolution de la production        | 5.                              |    |
|                                              | b         |       |   |     |   |   |    |   |   | -26 | -26 | -26  |   |   | s     |              |                                                  |                                 |    |
| 6. Selling-price expectations                | =         |       |   |     |   |   |    |   |   | 64  | 74  | 74   |   |   |       | =            | Perspectives d'évolution des prix de vente       | 6.                              |    |
|                                              | b         |       |   |     |   |   |    |   |   | +36 | +26 | +26  |   |   | s     |              |                                                  |                                 |    |
| 7. Employment expectations                   | =         |       |   |     |   |   |    |   |   | 64  |     |      |   |   |       | =            | Perspectives d'évolution de l'emploi             | 7.                              |    |
|                                              | b         |       |   |     |   |   |    |   |   | +36 |     |      |   |   | s     |              |                                                  |                                 |    |
| 8. Limits to production                      | none      | _____ |   |     |   |   |    |   |   | 100 |     |      |   |   |       | _____        | aucune demande de production                     | Facteurs limitant la production | 8. |
|                                              | demand    | _____ |   |     |   |   |    |   |   |     |     |      |   |   | _____ | main d'œuvre |                                                  |                                 |    |
|                                              | labour    | _____ |   |     |   |   |    |   |   |     |     |      |   |   | _____ | équipement   |                                                  |                                 |    |
|                                              | equipment | _____ |   |     |   |   |    |   |   |     |     |      |   |   | _____ |              |                                                  |                                 |    |
| 9. Adequacy of production capacity           | =         |       |   |     |   |   |    |   |   |     |     | 74   |   |   |       | =            | Suffisance de la capacité de production          | 9.                              |    |
|                                              | b         |       |   |     |   |   |    |   |   |     |     | +26  |   |   | s     |              |                                                  |                                 |    |
| 10. Duration in months of assured production | =         |       |   |     |   |   |    |   |   |     |     | 2.6  |   |   |       | =            | Durée de production assurée, en mois             | 10.                             |    |
| 11. New orders                               | =         |       |   |     |   |   |    |   |   |     |     | 84   |   |   |       | =            | Commandes nouvelles                              | 11.                             |    |
|                                              | b         |       |   |     |   |   |    |   |   |     |     | -16  |   |   | s     |              |                                                  |                                 |    |
| 12. Export orders' expectations              | =         |       |   |     |   |   |    |   |   |     |     |      |   |   |       | =            | Perspectives d'évolution de commandes étrangères | 12.                             |    |
|                                              | b         |       |   |     |   |   |    |   |   |     |     |      |   |   | s     |              |                                                  |                                 |    |
| 13. % Capacity utilisation                   | =         |       |   |     |   |   |    |   |   |     |     | 93.0 |   |   |       | =            | % Utilisation de la capacité                     | 13.                             |    |
| 14. Raw material stocks                      | =         |       |   |     |   |   |    |   |   |     |     | 98   |   |   |       | =            | Stocks de matières premières                     | 14.                             |    |
|                                              | b         |       |   |     |   |   |    |   |   |     |     |      |   |   | s     |              |                                                  |                                 |    |

Manufacture of bodies for motor vehicles and of motor drawn trailers and caravans

16<sup>b</sup>

Construction de carrosseries, de remorques et de bennes

| MONTH                                        | CE |   |   | D   |     |      | F   |     |     | I   |      |     | UK |   |                | ← MOIS   | Series code<br>Codes séries                      |     |  |  |
|----------------------------------------------|----|---|---|-----|-----|------|-----|-----|-----|-----|------|-----|----|---|----------------|----------|--------------------------------------------------|-----|--|--|
|                                              | N  | D | J | N   | D   | J    | N   | D   | J   | N   | D    | J   | N  | D | J              |          |                                                  |     |  |  |
| 1. Production trend                          | =  |   |   | 75  | 88  | 83   | 56  | 55  | 19  | 35  | 46   | 64  |    |   |                | =        | Tendance de la production                        | 1.  |  |  |
|                                              | b  |   |   | -25 | -6  | -7   | +14 | +35 | -51 | -65 | -54  | -38 |    |   |                | s        |                                                  |     |  |  |
| 2. Order books                               | =  |   |   | 76  | 75  | 72   | 62  | 13  | 31  | 16  | 34   | 51  |    |   |                | =        | Carnet de commandes, total                       | 2.  |  |  |
|                                              | b  |   |   | -24 | -25 | -20  | -34 | -69 | -63 | -84 | -66  | -49 |    |   |                | s        |                                                  |     |  |  |
| 3. Export order books                        | =  |   |   | 86  | 90  | 86   | 53  | 18  | 39  | 1   | 11   | 46  |    |   |                | =        | Carnets de commandes étrangères                  | 3.  |  |  |
|                                              | b  |   |   | -4  |     | +10  | -39 | -48 | -27 | -99 | -61  | -34 |    |   |                | s        |                                                  |     |  |  |
| 4. Stocks of finished products               | =  |   |   | 62  | 61  | 61   | 95  | 52  | 99  | 60  | 71   | 69  |    |   |                | =        | Stocks de produits finis                         | 4.  |  |  |
|                                              | b  |   |   | +38 | +39 | +39  | +5  | +42 | +1  | +40 | +29  | +29 |    |   |                | s        |                                                  |     |  |  |
| 5. Production expectations                   | =  |   |   | 89  | 87  | 89   | 19  | 62  | 65  | 65  | 65   | 51  |    |   |                | =        | Perspectives d'évolution de la production        | 5.  |  |  |
|                                              | b  |   |   | -9  | -7  | -3   | +9  | -30 | +1  | -35 | -35  | +15 |    |   |                | s        |                                                  |     |  |  |
| 6. Selling-price expectations                | =  |   |   | 61  | 46  | 32   | 14  | 16  | 4   | 17  | 16   | 8   |    |   |                | =        | Perspectives d'évolution des prix de vente       | 6.  |  |  |
|                                              | b  |   |   | +39 | +48 | +68  | +86 | +84 | +96 | +83 | +84  | +84 |    |   |                | s        |                                                  |     |  |  |
| 7. Employment expectations                   | =  |   |   | 95  |     |      | 16  |     |     | 70  |      |     |    |   |                | =        | Perspectives d'évolution de l'emploi             | 7.  |  |  |
|                                              | b  |   |   | -5  |     |      | -80 |     |     | -30 |      |     |    |   |                | s        |                                                  |     |  |  |
| 8. Limits to production                      |    |   |   | 65  |     |      |     |     |     | 18  |      |     |    |   |                | — aucune | Facteurs limitant la production                  | 8.  |  |  |
|                                              |    |   |   | 35  |     |      | 99  |     |     | 100 |      |     |    |   | — demande      |          |                                                  |     |  |  |
|                                              |    |   |   |     |     |      | 1   |     |     |     |      |     |    |   | — main d'œuvre |          |                                                  |     |  |  |
|                                              |    |   |   |     |     |      |     |     |     |     |      |     |    |   | — équipement   |          |                                                  |     |  |  |
| 9. Adequacy of production capacity           | =  |   |   |     |     | 84   |     |     |     |     | 68   |     |    |   |                | =        | Suffisance de la capacité de production          | 9.  |  |  |
|                                              | b  |   |   |     |     | +2   |     |     |     |     | +32  |     |    |   | s              |          |                                                  |     |  |  |
| 10. Duration in months of assured production |    |   |   |     |     | 6.8  |     |     |     |     | 6.0  |     |    |   |                | =        | Durée de production assurée, en mois             | 10. |  |  |
| 11. New orders                               | =  |   |   | 50  | 63  |      |     |     | 32  |     | 70   |     |    |   |                | =        | Commandes nouvelles                              | 11. |  |  |
|                                              | b  |   |   | -48 | +19 |      |     |     | -40 |     | -12  |     |    |   |                | s        |                                                  |     |  |  |
| 12. Export orders' expectations              | =  |   |   | 93  | 95  |      |     |     |     |     | 9    |     |    |   |                | =        | Perspectives d'évolution de commandes étrangères | 12. |  |  |
|                                              | b  |   |   | -5  | +3  |      |     |     |     |     | +23  |     |    |   | s              |          |                                                  |     |  |  |
| 13. % Capacity utilisation                   |    |   |   |     |     | 85.8 |     |     |     |     | 66.3 |     |    |   |                | %        | Utilisation de la capacité                       | 13. |  |  |
| 14. Raw material stocks                      | =  |   |   |     |     |      |     |     |     |     | 73   |     |    |   |                | =        | Stocks de matières premières                     | 14. |  |  |
|                                              | b  |   |   |     |     |      |     |     |     |     | +25  |     |    |   | s              |          |                                                  |     |  |  |

| MONTH                                        | DK |   |   | IRL |   |   | NL |   |   | B |   |   | L |   |                | ← MOIS   | Series code<br>Codes séries                      |     |  |  |
|----------------------------------------------|----|---|---|-----|---|---|----|---|---|---|---|---|---|---|----------------|----------|--------------------------------------------------|-----|--|--|
|                                              | N  | D | J | N   | D | J | N  | D | J | N | D | J | N | D | J              |          |                                                  |     |  |  |
| 1. Production trend                          | =  |   |   |     |   |   |    |   |   |   |   |   |   |   |                | =        | Tendance de la production                        | 1.  |  |  |
|                                              | b  |   |   |     |   |   |    |   |   |   |   |   |   |   |                | s        |                                                  |     |  |  |
| 2. Order books                               | =  |   |   |     |   |   |    |   |   |   |   |   |   |   |                | =        | Carnet de commandes, total                       | 2.  |  |  |
|                                              | b  |   |   |     |   |   |    |   |   |   |   |   |   |   |                | s        |                                                  |     |  |  |
| 3. Export order books                        | =  |   |   |     |   |   |    |   |   |   |   |   |   |   |                | =        | Carnets de commandes étrangères                  | 3.  |  |  |
|                                              | b  |   |   |     |   |   |    |   |   |   |   |   |   |   |                | s        |                                                  |     |  |  |
| 4. Stocks of finished products               | =  |   |   |     |   |   |    |   |   |   |   |   |   |   |                | =        | Stocks de produits finis                         | 4.  |  |  |
|                                              | b  |   |   |     |   |   |    |   |   |   |   |   |   |   |                | s        |                                                  |     |  |  |
| 5. Production expectations                   | =  |   |   |     |   |   |    |   |   |   |   |   |   |   |                | =        | Perspectives d'évolution de la production        | 5.  |  |  |
|                                              | b  |   |   |     |   |   |    |   |   |   |   |   |   |   |                | s        |                                                  |     |  |  |
| 6. Selling-price expectations                | =  |   |   |     |   |   |    |   |   |   |   |   |   |   |                | =        | Perspectives d'évolution des prix de vente       | 6.  |  |  |
|                                              | b  |   |   |     |   |   |    |   |   |   |   |   |   |   |                | s        |                                                  |     |  |  |
| 7. Employment expectations                   | =  |   |   |     |   |   |    |   |   |   |   |   |   |   |                | =        | Perspectives d'évolution de l'emploi             | 7.  |  |  |
|                                              | b  |   |   |     |   |   |    |   |   |   |   |   |   |   |                | s        |                                                  |     |  |  |
| 8. Limits to production                      |    |   |   |     |   |   |    |   |   |   |   |   |   |   |                | — aucune | Facteurs limitant la production                  | 8.  |  |  |
|                                              |    |   |   |     |   |   |    |   |   |   |   |   |   |   | — demande      |          |                                                  |     |  |  |
|                                              |    |   |   |     |   |   |    |   |   |   |   |   |   |   | — main d'œuvre |          |                                                  |     |  |  |
|                                              |    |   |   |     |   |   |    |   |   |   |   |   |   |   | — équipement   |          |                                                  |     |  |  |
| 9. Adequacy of production capacity           | =  |   |   |     |   |   |    |   |   |   |   |   |   |   |                | =        | Suffisance de la capacité de production          | 9.  |  |  |
|                                              | b  |   |   |     |   |   |    |   |   |   |   |   |   |   |                | s        |                                                  |     |  |  |
| 10. Duration in months of assured production |    |   |   |     |   |   |    |   |   |   |   |   |   |   |                | =        | Durée de production assurée, en mois             | 10. |  |  |
| 11. New orders                               | =  |   |   |     |   |   |    |   |   |   |   |   |   |   |                | =        | Commandes nouvelles                              | 11. |  |  |
|                                              | b  |   |   |     |   |   |    |   |   |   |   |   |   |   |                | s        |                                                  |     |  |  |
| 12. Export orders' expectations              | =  |   |   |     |   |   |    |   |   |   |   |   |   |   |                | =        | Perspectives d'évolution de commandes étrangères | 12. |  |  |
|                                              | b  |   |   |     |   |   |    |   |   |   |   |   |   |   |                | s        |                                                  |     |  |  |
| 13. % Capacity utilisation                   |    |   |   |     |   |   |    |   |   |   |   |   |   |   |                | %        | Utilisation de la capacité                       | 13. |  |  |
| 14. Raw material stocks                      | =  |   |   |     |   |   |    |   |   |   |   |   |   |   |                | =        | Stocks de matières premières                     | 14. |  |  |
|                                              | b  |   |   |     |   |   |    |   |   |   |   |   |   |   |                | s        |                                                  |     |  |  |

Manufacture of parts and accessories for motor vehicles

16<sup>c</sup>

Fabrication d'équipement, d'accessoires et pièces détachées pour automobiles

| MONTH →                                      | CE        |       |   | D   |     |      | F   |     |     | I   |     |      | UK |   |   | Series code<br>Codes séries |                                                  |     |
|----------------------------------------------|-----------|-------|---|-----|-----|------|-----|-----|-----|-----|-----|------|----|---|---|-----------------------------|--------------------------------------------------|-----|
|                                              | N         | D     | J | N   | D   | J    | N   | D   | J   | N   | D   | J    | N  | D | J |                             | ← MOIS                                           |     |
| 1. Production trend                          | =         |       |   | 69  | 70  | 78   | 58  | 33  | 25  | 61  | 71  | 52   |    |   |   | =                           | Tendance de la production                        | 1.  |
|                                              | b         |       |   | +21 | +4  | -16  | -8  | -27 | -35 | -39 | -29 | -48  |    |   |   | s                           |                                                  |     |
| 2. Order books                               | =         |       |   | 73  | 73  | 71   | 20  | 26  | 45  | 59  | 70  | 60   |    |   |   | =                           | Carnet de commandes, total                       | 2.  |
|                                              | b         |       |   | -15 | -17 | -17  | -72 | -72 | -51 | -41 | -30 |      |    |   |   | s                           |                                                  |     |
| 3. Export order books                        | =         |       |   | 61  | 57  | 70   | 26  | 33  | 46  | 14  | 16  |      |    |   |   | =                           | Carnets de commandes étrangères                  | 3.  |
|                                              | b         |       |   | -35 | -33 | -26  | -64 | -59 | -40 | +8  | +30 | .14  |    |   |   | s                           |                                                  |     |
| 4. Stocks of finished products               | =         |       |   | 71  | 82  | 71   | 48  | 48  | 63  | 65  | 76  | 62   |    |   |   | =                           | Stocks de produits finis                         | 4.  |
|                                              | b         |       |   | +25 | +14 | +15  | -26 | -10 | -5  | +35 | +24 | +38  |    |   |   | s                           |                                                  |     |
| 5. Production expectations                   | =         |       |   | 74  | 89  | 84   | 44  | 54  | 59  | 27  | 15  | 39   |    |   |   | =                           | Perspectives d'évolution de la production        | 5.  |
|                                              | b         |       |   | -20 | -7  |      | -38 | -30 | -1  | +17 | +23 | +39  |    |   |   | s                           |                                                  |     |
| 6. Selling-price expectations                | =         |       |   | 64  | 22  | 21   | 14  | 14  | 10  | 40  | 40  | 29   |    |   |   | =                           | Perspectives d'évolution des prix de vente       | 6.  |
|                                              | b         |       |   | +36 | +78 | +79  | +78 | +86 | +88 | +60 | +60 | +71  |    |   |   | s                           |                                                  |     |
| 7. Employment expectations                   | =         |       |   | 70  |     |      | 16  |     |     | 57  |     |      |    |   |   | =                           | Perspectives d'évolution de l'emploi             | 7.  |
|                                              | b         |       |   | -26 |     |      | -84 |     |     | -43 |     |      |    |   |   | s                           |                                                  |     |
| 8. Limits to production                      | none      | ----- |   | 78  |     |      |     |     |     | 2   |     |      |    |   |   | -----                       | Facteurs limitant la production                  | 8.  |
|                                              | demand    | ----- |   | 17  |     |      | 93  |     |     | 54  |     |      |    |   |   | -----                       |                                                  |     |
|                                              | labour    | ----- |   | 3   |     |      | 1   |     |     |     |     |      |    |   |   | -----                       |                                                  |     |
|                                              | equipment | ----- |   | 1   |     |      | 6   |     |     |     |     |      |    |   |   | -----                       |                                                  |     |
| 9. Adequacy of production capacity           | =         |       |   |     |     | 74   |     |     |     |     |     | 78   |    |   |   | =                           | Suffisance de la capacité de production          | 9.  |
|                                              | b         |       |   |     |     | +20  |     |     |     |     |     | +20  |    |   |   | s                           |                                                  |     |
| 10. Duration in months of assured production | =         |       |   |     |     | 3.7  |     |     |     |     |     | 3.1  |    |   |   | =                           | Durée de production assurée, en mois             | 10. |
| 11. New orders                               | =         |       |   |     | 70  | 82   |     |     |     |     |     | 80   |    |   |   | =                           | Commandes nouvelles                              | 11. |
|                                              | b         |       |   |     | +6  | -8   |     |     |     |     |     | -16  |    |   |   | s                           |                                                  |     |
| 12. Export orders' expectations              | =         |       |   |     | 74  | 75   |     |     |     |     |     | 46   |    |   |   | =                           | Perspectives d'évolution de commandes étrangères | 12. |
|                                              | b         |       |   |     | +14 | +5   |     |     |     |     |     | +50  |    |   |   | s                           |                                                  |     |
| 13. % Capacity utilisation                   | =         |       |   |     |     | 84.9 |     |     |     |     |     | 69.5 |    |   |   | =                           | Utilisation de la capacité                       | 13. |
| 14. Raw material stocks                      | =         |       |   |     |     |      |     |     |     |     |     | 13   |    |   |   | =                           | Stocks de matières premières                     | 14. |
|                                              | b         |       |   |     |     |      |     |     |     |     |     | +87  |    |   |   | s                           |                                                  |     |

| MONTH →                                      | DK        |       |   | IRL |   |   | NL |   |   | B |   |   | L   |     |      | ← MOIS |                                                  |     |
|----------------------------------------------|-----------|-------|---|-----|---|---|----|---|---|---|---|---|-----|-----|------|--------|--------------------------------------------------|-----|
|                                              | N         | D     | J | N   | D | J | N  | D | J | N | D | J | N   | D   | J    |        |                                                  |     |
| 1. Production trend                          | =         |       |   |     |   |   |    |   |   |   |   |   | 98  | 98  | 1    | =      | Tendance de la production                        | 1.  |
|                                              | b         |       |   |     |   |   |    |   |   |   |   |   |     |     | -97  | s      |                                                  |     |
| 2. Order books                               | =         |       |   |     |   |   |    |   |   |   |   |   | 98  | 98  | 1    | =      | Carnet de commandes, total                       | 2.  |
|                                              | b         |       |   |     |   |   |    |   |   |   |   |   |     |     | -97  | s      |                                                  |     |
| 3. Export order books                        | =         |       |   |     |   |   |    |   |   |   |   |   | 98  | 98  | 98   | =      | Carnets de commandes étrangères                  | 3.  |
|                                              | b         |       |   |     |   |   |    |   |   |   |   |   |     |     |      | s      |                                                  |     |
| 4. Stocks of finished products               | =         |       |   |     |   |   |    |   |   |   |   |   | 1   | 98  | 98   | =      | Stocks de produits finis                         | 4.  |
|                                              | b         |       |   |     |   |   |    |   |   |   |   |   | +97 |     |      | s      |                                                  |     |
| 5. Production expectations                   | =         |       |   |     |   |   |    |   |   |   |   |   | 98  | 98  | 1    | =      | Perspectives d'évolution de la production        | 5.  |
|                                              | b         |       |   |     |   |   |    |   |   |   |   |   |     |     | +97  | s      |                                                  |     |
| 6. Selling-price expectations                | =         |       |   |     |   |   |    |   |   |   |   |   | 1   | 1   | 98   | =      | Perspectives d'évolution des prix de vente       | 6.  |
|                                              | b         |       |   |     |   |   |    |   |   |   |   |   | +97 | +97 |      | s      |                                                  |     |
| 7. Employment expectations                   | =         |       |   |     |   |   |    |   |   |   |   |   | 98  |     |      | =      | Perspectives d'évolution de l'emploi             | 7.  |
|                                              | b         |       |   |     |   |   |    |   |   |   |   |   |     |     |      | s      |                                                  |     |
| 8. Limits to production                      | none      | ----- |   |     |   |   |    |   |   |   |   |   |     |     |      | -----  | Facteurs limitant la production                  | 8.  |
|                                              | demand    | ----- |   |     |   |   |    |   |   |   |   |   |     |     |      | -----  |                                                  |     |
|                                              | labour    | ----- |   |     |   |   |    |   |   |   |   |   |     |     |      | -----  |                                                  |     |
|                                              | equipment | ----- |   |     |   |   |    |   |   |   |   |   |     |     |      | -----  |                                                  |     |
| 9. Adequacy of production capacity           | =         |       |   |     |   |   |    |   |   |   |   |   |     |     | 98   | =      | Suffisance de la capacité de production          | 9.  |
|                                              | b         |       |   |     |   |   |    |   |   |   |   |   |     |     |      | s      |                                                  |     |
| 10. Duration in months of assured production | =         |       |   |     |   |   |    |   |   |   |   |   |     |     | 2.0  | =      | Durée de production assurée, en mois             | 10. |
| 11. New orders                               | =         |       |   |     |   |   |    |   |   |   |   |   |     |     | 98   | =      | Commandes nouvelles                              | 11. |
|                                              | b         |       |   |     |   |   |    |   |   |   |   |   |     |     |      | s      |                                                  |     |
| 12. Export orders' expectations              | =         |       |   |     |   |   |    |   |   |   |   |   |     |     | 98   | =      | Perspectives d'évolution de commandes étrangères | 12. |
|                                              | b         |       |   |     |   |   |    |   |   |   |   |   |     |     |      | s      |                                                  |     |
| 13. % Capacity utilisation                   | =         |       |   |     |   |   |    |   |   |   |   |   |     |     | 60.0 | =      | Utilisation de la capacité                       | 13. |
| 14. Raw material stocks                      | =         |       |   |     |   |   |    |   |   |   |   |   |     |     | 1    | =      | Stocks de matières premières                     | 14. |
|                                              | b         |       |   |     |   |   |    |   |   |   |   |   |     |     | +97  | s      |                                                  |     |

Manufacture of other means of transport

17

Construction d'autre matériel de transport

| MONTH | →                                        | CE        |   |   | D |   |   | F   |     |     | I   |     |      | UK  |     |      | ← 47.17 | Series code<br>Codes séries                                              |        |  |
|-------|------------------------------------------|-----------|---|---|---|---|---|-----|-----|-----|-----|-----|------|-----|-----|------|---------|--------------------------------------------------------------------------|--------|--|
|       |                                          | N         | D | J | N | D | J | N   | D   | J   | N   | D   | J    | N   | D   | J    |         |                                                                          | ← MOIS |  |
| 1     | Production trend                         | =         |   |   |   |   |   | 66  | 62  | 61  | 52  | 77  | 37   |     |     |      | 63      | = Tendance de la production                                              | 1      |  |
|       |                                          | b         |   |   |   |   |   | +16 | +24 | +19 | +22 | -13 | -53  |     |     |      | -33     | s                                                                        |        |  |
| 2     | Order books                              | =         |   |   |   |   |   | 43  | 39  | 60  | 52  | 45  | 45   | 29  | 45  | 33   |         | = Carnet de commandes, total                                             | 2.     |  |
|       |                                          | b         |   |   |   |   |   | -13 | -13 | +6  | -48 | -55 | -55  | -57 | -55 | -67  |         | s                                                                        |        |  |
| 3     | Export order books                       | =         |   |   |   |   |   | 42  | 46  | 46  | 53  | 40  | 40   | 54  | 44  | 31   |         | = Carnets de commandes étrangères                                        | 3      |  |
|       |                                          | b         |   |   |   |   |   | +8  | +12 | +12 | -47 | -60 | -60  | -38 | -56 | -69  |         | s                                                                        |        |  |
| 4     | Stocks of finished products              | =         |   |   |   |   |   | 73  | 65  | 61  | 83  | 83  | 80   | 80  | 67  | 93   |         | = Stocks de produits finis                                               | 4.     |  |
|       |                                          | b         |   |   |   |   |   | +27 | +35 | +1  | +17 | +17 | +20  | +16 | +33 | -3   |         | s                                                                        |        |  |
| 5     | Production expectations                  | =         |   |   |   |   |   | 58  | 59  | 42  | 76  | 67  | 51   | 44  | 72  | 51   |         | = Perspectives d'évolution de la production                              | 5.     |  |
|       |                                          | b         |   |   |   |   |   | +24 | +19 | +36 | -10 | +1  | +45  | -28 | -26 | -43  |         | s                                                                        |        |  |
| 6     | Selling-price expectations               | =         |   |   |   |   |   | 55  | 47  | 66  | 56  | 40  | 8    | 54  | 58  | 72   |         | = Perspectives d'évolution des prix de vente                             | 6.     |  |
|       |                                          | b         |   |   |   |   |   | +45 | +53 | +34 | +44 | +60 | +92  | +30 | +38 | +24  |         | s                                                                        |        |  |
| 7     | Employment expectations                  | =         |   |   |   |   |   | 56  |     |     | 69  |     |      | 47  |     |      |         | = Perspectives d'évolution de l'emploi                                   | 7.     |  |
|       |                                          | b         |   |   |   |   |   | +20 |     |     | -9  |     |      | -53 |     |      |         | s                                                                        |        |  |
| 8     | Limits to production                     | none      |   |   |   |   |   | 97  |     |     | 18  |     |      | 84  |     |      |         | aucune demande main d'œuvre équipement } Facteurs limitant la production | 8      |  |
|       |                                          | demand    |   |   |   |   |   | 1   |     |     | 55  |     |      | 16  |     |      |         |                                                                          |        |  |
|       |                                          | labour    |   |   |   |   |   | 2   |     |     | 16  |     |      | 16  |     |      |         |                                                                          |        |  |
|       |                                          | equipment |   |   |   |   |   |     |     |     | 36  |     |      |     |     |      |         |                                                                          |        |  |
| 9     | Adequacy of production capacity          | =         |   |   |   |   |   |     |     |     |     |     | 64   |     |     | 50   |         | = Suffisance de la capacité de production                                | 9.     |  |
|       |                                          | b         |   |   |   |   |   |     |     |     |     |     | +25  |     |     | +50  |         | s                                                                        |        |  |
| 10    | Duration in months of assured production | =         |   |   |   |   |   |     |     |     |     |     | 10.2 |     |     | 11.0 |         | = Durée de production assurée, en mois                                   | 10.    |  |
| 11    | New orders                               | =         |   |   |   |   |   |     |     |     |     |     | 66   |     |     | 20   |         | = Commandes nouvelles                                                    | 11     |  |
|       |                                          | b         |   |   |   |   |   |     |     |     |     |     | -34  |     |     | -70  |         | s                                                                        |        |  |
| 12    | Export orders' expectations              | =         |   |   |   |   |   |     |     |     |     |     | 59   |     |     | 44   |         | = Perspectives d'évolution de commandes étrangères                       | 12.    |  |
|       |                                          | b         |   |   |   |   |   |     |     |     |     |     | +19  |     |     | -52  |         | s                                                                        |        |  |
| 13    | % Capacity utilisation                   | =         |   |   |   |   |   |     |     |     |     |     | 73.3 |     |     |      |         | = % Utilisation de la capacité                                           | 13.    |  |
| 14    | Raw material stocks                      | =         |   |   |   |   |   |     |     |     |     |     | 68   |     |     |      |         | = Stocks de matières premières                                           | 14.    |  |
|       |                                          | b         |   |   |   |   |   |     |     |     |     |     | +22  |     |     |      |         | s                                                                        |        |  |

| MONTH | →                                        | DK        |    |   | IRL |     |   | NL |   |   | B   |     |      | L |   |   | ← MOIS |                                                                          |     |  |
|-------|------------------------------------------|-----------|----|---|-----|-----|---|----|---|---|-----|-----|------|---|---|---|--------|--------------------------------------------------------------------------|-----|--|
|       |                                          | N         | D  | J | N   | D   | J | N  | D | J | N   | D   | J    | N | D | J |        |                                                                          |     |  |
| 1     | Production trend                         | =         |    |   | 98  | 98  |   |    |   |   | 72  | 85  | 76   |   |   |   |        | = Tendance de la production                                              | 1.  |  |
|       |                                          | b         |    |   |     |     |   |    |   |   | +12 | +9  | -2   |   |   |   |        | s                                                                        |     |  |
| 2     | Order books                              | =         |    |   | 98  | 98  |   |    |   |   | 47  | 38  | 48   |   |   |   |        | = Carnet de commandes, total                                             | 2.  |  |
|       |                                          | b         |    |   |     |     |   |    |   |   | -53 | -62 | -52  |   |   |   |        | s                                                                        |     |  |
| 3     | Export order books                       | =         |    |   | 98  | 98  |   |    |   |   | 37  | 31  | 37   |   |   |   |        | = Carnets de commandes étrangères                                        | 3.  |  |
|       |                                          | b         |    |   |     |     |   |    |   |   | -63 | -69 | -63  |   |   |   |        | s                                                                        |     |  |
| 4     | Stocks of finished products              | =         |    |   | 98  | 39  |   |    |   |   | 98  | 84  | 98   |   |   |   |        | = Stocks de produits finis                                               | 4.  |  |
|       |                                          | b         |    |   |     | +61 |   |    |   |   | +16 |     |      |   |   |   |        | s                                                                        |     |  |
| 5     | Production expectations                  | =         |    |   | 98  | 98  |   |    |   |   | 59  | 58  | 65   |   |   |   |        | = Perspectives d'évolution de la production                              | 5.  |  |
|       |                                          | b         |    |   |     |     |   |    |   |   | -35 | -28 | -31  |   |   |   |        | s                                                                        |     |  |
| 6     | Selling-price expectations               | =         |    |   | 98  | 98  |   |    |   |   | 41  | 42  | 52   |   |   |   |        | = Perspectives d'évolution des prix de vente                             | 6.  |  |
|       |                                          | b         |    |   |     |     |   |    |   |   | +55 | +54 | +44  |   |   |   |        | s                                                                        |     |  |
| 7     | Employment expectations                  | =         | 93 |   | 98  |     |   |    |   |   | 25  |     |      |   |   |   |        | = Perspectives d'évolution de l'emploi                                   | 7.  |  |
|       |                                          | b         | +7 |   |     |     |   |    |   |   | -7  |     |      |   |   |   |        | s                                                                        |     |  |
| 8     | Limits to production                     | none      | 62 |   | 100 |     |   |    |   |   | 61  |     |      |   |   |   |        | aucune demande main d'œuvre équipement } Facteurs limitant la production | 8.  |  |
|       |                                          | demand    | 4  |   | 100 |     |   |    |   |   | 20  |     |      |   |   |   |        |                                                                          |     |  |
|       |                                          | labour    | 13 |   |     |     |   |    |   |   |     |     |      |   |   |   |        |                                                                          |     |  |
|       |                                          | equipment | 23 |   |     |     |   |    |   |   |     |     |      |   |   |   |        |                                                                          |     |  |
| 9     | Adequacy of production capacity          | =         |    |   |     |     |   |    |   |   |     |     | 71   |   |   |   |        | = Suffisance de la capacité de production                                | 9.  |  |
|       |                                          | b         |    |   |     |     |   |    |   |   |     |     | +29  |   |   |   |        | s                                                                        |     |  |
| 10    | Duration in months of assured production | =         |    |   |     |     |   |    |   |   |     |     | 16.9 |   |   |   |        | = Durée de production assurée, en mois                                   | 10. |  |
| 11    | New orders                               | =         |    |   |     |     |   |    |   |   |     |     | 66   |   |   |   |        | = Commandes nouvelles                                                    | 11. |  |
|       |                                          | b         |    |   |     |     |   |    |   |   |     |     | +8   |   |   |   |        | s                                                                        |     |  |
| 12    | Export orders' expectations              | =         |    |   |     |     |   |    |   |   |     |     |      |   |   |   |        | = Perspectives d'évolution de commandes étrangères                       | 12. |  |
|       |                                          | b         |    |   |     |     |   |    |   |   |     |     |      |   |   |   |        | s                                                                        |     |  |
| 13    | % Capacity utilisation                   | =         |    |   |     |     |   |    |   |   |     |     | 73.0 |   |   |   |        | = % Utilisation de la capacité                                           | 13. |  |
| 14    | Raw material stocks                      | =         |    |   |     |     |   |    |   |   |     |     | 99   |   |   |   |        | = Stocks de matières premières                                           | 14. |  |
|       |                                          | b         |    |   |     |     |   |    |   |   |     |     | -1   |   |   |   |        | s                                                                        |     |  |

Shipbuilding

17<sup>a</sup>

Construction navale, réparation et entretien de navires

| MONTH                                        | →         | CE  |     |     | D   |     |      | F   |     |     | I   |     |      | UK  |     |     | 48.17A                                             | ← MOIS                          | Series code<br>Codes séries |
|----------------------------------------------|-----------|-----|-----|-----|-----|-----|------|-----|-----|-----|-----|-----|------|-----|-----|-----|----------------------------------------------------|---------------------------------|-----------------------------|
|                                              |           | N   | D   | J   | N   | D   | J    | N   | D   | J   | N   | D   | J    | N   | D   | J   |                                                    |                                 |                             |
| 1. Production trend                          | =         |     |     | 77  | 99  | 98  | 98   | 84  | 84  | 98  | 82  | 59  | 58   |     |     | 49  | = Tendance de la production                        | 1.                              |                             |
|                                              | b         |     |     | -17 | -1  | -2  | -2   | -12 | +16 | +2  | -14 | -37 | -42  |     |     | -39 | s                                                  |                                 |                             |
| 2. Order books                               | =         | 24  | 27  | 36  | 5   | 6   | 6    | 3   | 2   | 75  | 31  | 5   | 3    | 36  | 66  | 33  | = Carnet de commandes, total                       | 2.                              |                             |
|                                              | b         | -62 | -67 | -54 | -95 | -94 | -94  | -69 | -70 | +7  | -69 | -95 | -97  | -28 | -34 | -67 | s                                                  |                                 |                             |
| 3. Export order books                        | =         | 10  | 13  | 4   | 5   | 22  | 6    | 1   | 2   |     | 26  | 2   | 1    | 41  | 1   | 1   | = Carnets de commandes étrangères                  | 3.                              |                             |
|                                              | b         | -62 | -65 | -74 | -95 | -78 | -94  | -15 | -14 | -16 | -74 | -98 | -99  | -17 | -97 | -97 | s                                                  |                                 |                             |
| 4. Stocks of finished products               | =         | 70  | 72  |     | 98  | 98  | 98   | 1   | 1   |     | 98  | 98  | 98   | 91  | 98  | 98  | = Stocks de produits finis                         | 4.                              |                             |
|                                              | b         | +24 | +26 |     |     |     |      | +97 | +97 |     | +2  | +2  |      | -9  |     |     | s                                                  |                                 |                             |
| 5. Production expectations                   | =         | 68  | 89  | 63  | 80  | 96  | 95   | 86  | 99  | 7   | 78  | 64  | 64   | 40  | 88  | 76  | = Perspectives d'évolution de la production        | 5.                              |                             |
|                                              | b         | +6  | -1  | +21 | -20 | -4  | -1   | +14 | +1  | +93 | +10 | +34 | +34  | +16 | -4  | -12 | s                                                  |                                 |                             |
| 6. Selling-price expectations                | =         | 54  | 63  | 73  | 99  | 97  | 99   | 15  | 15  | 59  | 15  | 15  | 13   | 58  | 96  | 86  | = Perspectives d'évolution des prix de vente       | 6.                              |                             |
|                                              | b         | +36 | +33 | +23 | +1  | +3  | +1   | +85 | +85 | +41 | +85 | +85 | +87  | +4  | -4  |     | s                                                  |                                 |                             |
| 7. Employment expectations                   | =         | 74  |     |     | 48  |     |      | 97  |     |     | 90  |     |      | 73  |     |     | = Perspectives d'évolution de l'emploi             | 7.                              |                             |
|                                              | b         | -22 |     |     | -52 |     |      | +1  |     |     | -10 |     |      | -27 |     |     | s                                                  |                                 |                             |
| 8. Limits to production                      | none      | 17  |     |     | 22  |     |      |     |     |     | 5   |     |      |     |     |     | aucune demande limitant la production              | Facteurs limitant la production |                             |
|                                              | demand    | 78  |     |     | 78  |     |      | 98  |     |     | 96  |     |      | 100 |     |     |                                                    |                                 |                             |
|                                              | labour    | 4   |     |     |     |     |      | 1   |     |     |     |     |      |     |     |     |                                                    |                                 |                             |
|                                              | equipment |     |     |     |     |     |      | 1   |     |     |     |     |      |     |     |     |                                                    |                                 |                             |
| 9. Adequacy of production capacity           | =         |     |     |     |     |     | 20   |     |     |     |     |     | 59   |     |     | 28  | = Suffisance de la capacité de production          | 9.                              |                             |
|                                              | b         |     |     |     |     |     | +78  |     |     |     |     |     | +3   |     |     | +72 | s                                                  |                                 |                             |
| 10. Duration in months of assured production |           |     |     |     |     |     | 16.5 |     |     |     |     |     | 9.3  |     |     | 3.0 | = Durée de production assurée, en mois             | 10.                             |                             |
| 11. New orders                               | =         |     |     |     | 97  | 64  |      |     |     |     |     |     | 58   |     |     | 45  | = Commandes nouvelles                              | 11.                             |                             |
|                                              | b         |     |     |     | -3  | +30 |      |     |     |     |     |     | -42  |     |     | -29 | s                                                  |                                 |                             |
| 12. Export orders' expectations              | =         |     |     |     | 97  | 99  |      |     |     |     |     |     | 59   |     |     | 51  | = Perspectives d'évolution de commandes étrangères | 12.                             |                             |
|                                              | b         |     |     |     | -3  | -1  |      |     |     |     |     |     | -1   |     |     | -35 | s                                                  |                                 |                             |
| 13. % Capacity utilisation                   |           |     |     |     |     |     | 72.8 |     |     |     |     |     | 67.0 |     |     |     | = % Utilisation de la capacité                     | 13.                             |                             |
| 14. Raw material stocks                      | =         |     |     |     |     |     |      |     |     |     |     |     | 66   |     |     |     | = Stocks de matières premières                     | 14.                             |                             |
|                                              | b         |     |     |     |     |     |      |     |     |     |     |     | -2   |     |     |     | s                                                  |                                 |                             |

| MONTH                                        | →         | DK |   |   | IRL |    |   | NL  |     |      | B   |     |      | L |   |   | ← MOIS                                             | Series code<br>Codes séries     |
|----------------------------------------------|-----------|----|---|---|-----|----|---|-----|-----|------|-----|-----|------|---|---|---|----------------------------------------------------|---------------------------------|
|                                              |           | N  | D | J | N   | D  | J | N   | D   | J    | N   | D   | J    | N | D | J |                                                    |                                 |
| 1. Production trend                          | =         |    |   |   | 98  | 98 |   | 68  | 65  | 72   | 90  | 89  | 72   |   |   |   | = Tendance de la production                        | 1.                              |
|                                              | b         |    |   |   |     |    |   | -26 | +23 | -22  | +4  | +11 | +14  |   |   |   | s                                                  |                                 |
| 2. Order books                               | =         |    |   |   | 98  | 98 |   | 62  | 58  | 66   | 16  | 16  | 13   |   |   |   | = Carnet de commandes, total                       | 2.                              |
|                                              | b         |    |   |   |     |    |   | -38 | -36 | -8   | -84 | -84 | -87  |   |   |   | s                                                  |                                 |
| 3. Export order books                        | =         |    |   |   | 98  | 98 |   |     |     |      | 6   | 6   | 6    |   |   |   | = Carnets de commandes étrangères                  | 3.                              |
|                                              | b         |    |   |   |     |    |   |     |     |      | -94 | -94 | -94  |   |   |   | s                                                  |                                 |
| 4. Stocks of finished products               | =         |    |   |   | 98  | 98 |   |     |     |      |     |     |      |   |   |   | = Stocks de produits finis                         | 4.                              |
|                                              | b         |    |   |   |     |    |   |     |     |      |     |     |      |   |   |   | s                                                  |                                 |
| 5. Production expectations                   | =         |    |   |   | 98  | 98 |   | 68  | 94  | 75   | 44  | 48  | 47   |   |   |   | = Perspectives d'évolution de la production        | 5.                              |
|                                              | b         |    |   |   |     |    |   | +32 | +25 |      | -42 | -46 | -47  |   |   |   | s                                                  |                                 |
| 6. Selling-price expectations                | =         |    |   |   | 98  | 98 |   |     |     |      | 55  | 56  | 75   |   |   |   | = Perspectives d'évolution des prix de vente       | 6.                              |
|                                              | b         |    |   |   |     |    |   |     |     |      | +39 | +38 | +19  |   |   |   | s                                                  |                                 |
| 7. Employment expectations                   | =         |    |   |   | 98  |    |   | 97  |     |      | 13  |     |      |   |   |   | = Perspectives d'évolution de l'emploi             | 7.                              |
|                                              | b         |    |   |   |     |    |   | +3  |     |      | -57 |     |      |   |   |   | s                                                  |                                 |
| 8. Limits to production                      | none      |    |   |   | 100 |    |   | 73  |     |      |     |     |      |   |   |   | aucune demande limitant la production              | Facteurs limitant la production |
|                                              | demand    |    |   |   | 100 |    |   | 13  |     |      | 57  |     |      |   |   |   |                                                    |                                 |
|                                              | labour    |    |   |   |     |    |   | 14  |     |      | 32  |     |      |   |   |   |                                                    |                                 |
|                                              | equipment |    |   |   |     |    |   |     |     |      |     |     |      |   |   |   |                                                    |                                 |
| 9. Adequacy of production capacity           | =         |    |   |   |     |    |   |     |     | 77   |     |     | 45   |   |   |   | = Suffisance de la capacité de production          | 9.                              |
|                                              | b         |    |   |   |     |    |   |     |     | +23  |     |     | +55  |   |   |   | s                                                  |                                 |
| 10. Duration in months of assured production |           |    |   |   |     |    |   |     |     | 12.1 |     |     | 6.5  |   |   |   | = Durée de production assurée, en mois             | 10.                             |
| 11. New orders                               | =         |    |   |   |     |    |   |     |     | 46   |     |     | 90   |   |   |   | = Commandes nouvelles                              | 11.                             |
|                                              | b         |    |   |   |     |    |   |     |     | +28  |     |     | -10  |   |   |   | s                                                  |                                 |
| 12. Export orders' expectations              | =         |    |   |   |     |    |   |     |     | 95   |     |     |      |   |   |   | = Perspectives d'évolution de commandes étrangères | 12.                             |
|                                              | b         |    |   |   |     |    |   |     |     | +5   |     |     |      |   |   |   | s                                                  |                                 |
| 13. % Capacity utilisation                   |           |    |   |   |     |    |   |     |     | 82.0 |     |     | 75.0 |   |   |   | = % Utilisation de la capacité                     | 13.                             |
| 14. Raw material stocks                      | =         |    |   |   |     |    |   |     |     | 98   |     |     | 97   |   |   |   | = Stocks de matières premières                     | 14.                             |
|                                              | b         |    |   |   |     |    |   |     |     |      |     |     | -3   |   |   |   | s                                                  |                                 |



Manufacture of cycles, motor-cycles and parts and accessories thereof


17<sup>b</sup>

Construction de cycles, motocycles et de leurs pièces détachées

| MONTH                                        | CE        |     |   | D   |     |      | F   |     |     | I   |     |      | UK  |   |   | Series code<br>Codes séries                      |        |
|----------------------------------------------|-----------|-----|---|-----|-----|------|-----|-----|-----|-----|-----|------|-----|---|---|--------------------------------------------------|--------|
|                                              | N         | D   | J | N   | D   | J    | N   | D   | J   | N   | D   | J    | N   | D | J |                                                  | ← MOIS |
| 1. Production trend                          | =         |     |   | 24  | 1   | 12   | 42  | 40  | 41  | 86  | 89  | 11   | =   |   |   | Tendance de la production                        | 1.     |
|                                              | b         |     |   | -58 | -97 | -88  | -58 | -60 | -59 | -14 | -11 | -89  | s   |   |   |                                                  |        |
| 2. Order books                               | =         |     |   | 1   | 1   | 1    | 1   | 2   | 1   | 2   | 2   | 2    | =   |   |   | Carnet de commandes, total                       | 2.     |
|                                              | b         |     |   | -97 | -97 | -97  | -97 | -98 | -97 | -98 | -98 | -98  | s   |   |   |                                                  |        |
| 3. Export order books                        | =         |     |   | 98  | 1   | 28   | 1   | 31  | 31  | 4   | 1   | 2    | =   |   |   | Carnets de commandes étrangères                  | 3.     |
|                                              | b         |     |   |     | -97 | -72  | -97 | -69 | -69 | -94 | -99 | -98  | s   |   |   |                                                  |        |
| 4. Stocks of finished products               | =         |     |   | 2   | 2   | 14   | 35  | 15  | 13  | 5   | 3   | 4    | =   |   |   | Stocks de produits finis                         | 4.     |
|                                              | b         |     |   | +98 | +98 | +86  | +65 | +85 | +87 | +95 | +97 | +94  | s   |   |   |                                                  |        |
| 5. Production expectations                   | =         |     |   | 18  | 43  | 50   | 50  | 50  | 46  | 19  | 12  | 89   | =   |   |   | Perspectives d'évolution de la production        | 5.     |
|                                              | b         |     |   | -82 | -57 | -10  | -50 | -36 | -54 | -79 | -88 | -9   | s   |   |   |                                                  |        |
| 6. Selling-price expectations                | =         |     |   | 51  | 32  | 65   | 49  | 40  | 58  | 81  | 4   | 7    | =   |   |   | Perspectives d'évolution des prix de vente       | 6.     |
|                                              | b         |     |   | +17 | +36 | +35  | +51 | +60 | +42 | +19 | +96 | +93  | s   |   |   |                                                  |        |
| 7. Employment expectations                   | =         |     |   | 3   |     |      | 6   |     |     | 21  |     |      | =   |   |   | Perspectives d'évolution de l'emploi             | 7.     |
|                                              | b         |     |   | -97 |     |      | -94 |     |     | -79 |     |      | s   |   |   |                                                  |        |
| 8. Limits to production                      | none      | --- |   |     |     |      |     |     |     |     |     |      | --- |   |   | Facteurs limitant la production                  | 8.     |
|                                              | demand    | --- |   | 97  |     |      | 100 |     |     | 100 |     |      | --- |   |   |                                                  |        |
|                                              | labour    | --- |   |     |     |      |     |     |     |     |     |      | --- |   |   |                                                  |        |
|                                              | equipment | --- |   |     |     |      |     |     |     |     |     |      | --- |   |   |                                                  |        |
| 9. Adequacy of production capacity           | =         |     |   |     |     | 84   |     |     |     |     |     | 5    | =   |   |   | Suffisance de la capacité de production          | 9.     |
|                                              | b         |     |   |     |     | +16  |     |     |     |     |     | +95  | s   |   |   |                                                  |        |
| 10. Duration in months of assured production | =         |     |   |     |     | .8   |     |     |     |     |     | 5.1  | =   |   |   | Durée de production assurée, en mois             | 10.    |
| 11. New orders                               | =         |     |   |     |     | 43   | 52  |     |     |     |     | 6    | =   |   |   | Commandes nouvelles                              | 11.    |
|                                              | b         |     |   |     |     | -57  | -48 |     |     |     |     | -94  | s   |   |   |                                                  |        |
| 12. Export orders' expectations              | =         |     |   |     |     | 50   | 63  |     |     |     |     | 14   | =   |   |   | Perspectives d'évolution de commandes étrangères | 12.    |
|                                              | b         |     |   |     |     | -50  | -37 |     |     |     |     | +72  | s   |   |   |                                                  |        |
| 13. % Capacity utilisation                   | =         |     |   |     |     | 63.8 |     |     |     |     |     | 66.5 | =   |   |   | % Utilisation de la capacité                     | 13.    |
| 14. Raw material stocks                      | =         |     |   |     |     |      |     |     |     |     |     | 12   | =   |   |   | Stocks de matières premières                     | 14.    |
|                                              | b         |     |   |     |     |      |     |     |     |     |     | +84  | s   |   |   |                                                  |        |

| MONTH                                        | DK        |     |   | IRL |   |    | NL |   |   | B |   |     | L   |      |     | ← MOIS |                                                  |     |
|----------------------------------------------|-----------|-----|---|-----|---|----|----|---|---|---|---|-----|-----|------|-----|--------|--------------------------------------------------|-----|
|                                              | N         | D   | J | N   | D | J  | N  | D | J | N | D | J   | N   | D    | J   |        |                                                  |     |
| 1. Production trend                          | =         |     |   |     |   | 98 |    |   |   |   |   | 68  | 48  | 48   | =   |        | Tendance de la production                        | 1.  |
|                                              | b         |     |   |     |   |    |    |   |   |   |   | -32 | +20 | -52  | s   |        |                                                  |     |
| 2. Order books                               | =         |     |   |     |   | 98 |    |   |   |   |   | 48  | 1   | 64   | =   |        | Carnet de commandes, total                       | 2.  |
|                                              | b         |     |   |     |   |    |    |   |   |   |   | -52 | -97 | -36  | s   |        |                                                  |     |
| 3. Export order books                        | =         |     |   |     |   | 98 |    |   |   |   |   | 56  | 1   | 56   | =   |        | Carnets de commandes étrangères                  | 3.  |
|                                              | b         |     |   |     |   |    |    |   |   |   |   | -44 | -97 | -44  | s   |        |                                                  |     |
| 4. Stocks of finished products               | =         |     |   |     |   | 98 |    |   |   |   |   | 98  | 84  | 98   | =   |        | Stocks de produits finis                         | 4.  |
|                                              | b         |     |   |     |   |    |    |   |   |   |   | +16 |     | s    |     |        |                                                  |     |
| 5. Production expectations                   | =         |     |   |     |   | 98 |    |   |   |   |   | 32  | 16  | 64   | =   |        | Perspectives d'évolution de la production        | 5.  |
|                                              | b         |     |   |     |   |    |    |   |   |   |   | -68 | -20 | -36  | s   |        |                                                  |     |
| 6. Selling-price expectations                | =         |     |   |     |   | 98 |    |   |   |   |   | 1   | 1   | 1    | =   |        | Perspectives d'évolution des prix de vente       | 6.  |
|                                              | b         |     |   |     |   |    |    |   |   |   |   | +97 | +97 | +97  | s   |        |                                                  |     |
| 7. Employment expectations                   | =         |     |   |     |   |    |    |   |   |   |   | 84  |     |      | =   |        | Perspectives d'évolution de l'emploi             | 7.  |
|                                              | b         |     |   |     |   |    |    |   |   |   |   | -16 |     | s    |     |        |                                                  |     |
| 8. Limits to production                      | none      | --- |   |     |   |    |    |   |   |   |   |     |     |      | --- |        | Facteurs limitant la production                  | 8.  |
|                                              | demand    | --- |   |     |   |    |    |   |   |   |   | 100 |     |      | --- |        |                                                  |     |
|                                              | labour    | --- |   |     |   |    |    |   |   |   |   | 16  |     |      | --- |        |                                                  |     |
|                                              | equipment | --- |   |     |   |    |    |   |   |   |   |     |     |      | --- |        |                                                  |     |
| 9. Adequacy of production capacity           | =         |     |   |     |   |    |    |   |   |   |   |     |     | 98   | =   |        | Suffisance de la capacité de production          | 9.  |
|                                              | b         |     |   |     |   |    |    |   |   |   |   |     |     | s    |     |        |                                                  |     |
| 10. Duration in months of assured production | =         |     |   |     |   |    |    |   |   |   |   |     |     | 2.1  | =   |        | Durée de production assurée, en mois             | 10. |
| 11. New orders                               | =         |     |   |     |   |    |    |   |   |   |   |     |     | 48   | =   |        | Commandes nouvelles                              | 11. |
|                                              | b         |     |   |     |   |    |    |   |   |   |   |     |     | -26  | s   |        |                                                  |     |
| 12. Export orders' expectations              | =         |     |   |     |   |    |    |   |   |   |   |     |     |      | =   |        | Perspectives d'évolution de commandes étrangères | 12. |
|                                              | b         |     |   |     |   |    |    |   |   |   |   |     |     |      | s   |        |                                                  |     |
| 13. % Capacity utilisation                   | =         |     |   |     |   |    |    |   |   |   |   |     |     | 72.0 | =   |        | % Utilisation de la capacité                     | 13. |
| 14. Raw material stocks                      | =         |     |   |     |   |    |    |   |   |   |   |     |     | 98   | =   |        | Stocks de matières premières                     | 14. |
|                                              | b         |     |   |     |   |    |    |   |   |   |   |     |     | s    |     |        |                                                  |     |



Manufacture of rubber products


18

Industrie du caoutchouc

| MONTH →                                      | CE |     |     | D   |     |      | F   |     |     | I   |      |     | UK  |     |    | 51.18 ←                                          | Series code<br>Codes séries |    |
|----------------------------------------------|----|-----|-----|-----|-----|------|-----|-----|-----|-----|------|-----|-----|-----|----|--------------------------------------------------|-----------------------------|----|
|                                              | N  | D   | J   | N   | D   | J    | N   | D   | J   | N   | D    | J   | N   | D   | J  | ← MOIS                                           |                             |    |
| 1. Production trend                          | =  |     | 60  | 93  | 91  | 69   | 55  | 72  | 13  | 10  | 9    |     |     |     | 77 | =                                                | Tendance de la production   | 1. |
|                                              | b  |     | -26 | -5  | -5  | -29  | -21 | -8  | -87 | -90 | -77  |     |     |     | -1 | s                                                |                             |    |
| 2. Order books                               | =  | 24  | 27  | 23  | 44  | 45   | 37  | 21  | 11  | 4   | 8    | 21  | 18  | 26  | =  | Carnet de commandes, total                       | 2.                          |    |
|                                              | b  | -74 | -69 | -75 | -52 | -53  | -59 | -75 | -89 | -96 | -78  | -79 | -78 | -72 | s  |                                                  |                             |    |
| 3. Export order books                        | =  | 31  | 38  | 42  | 49  | 50   | 22  | 29  | 10  | 6   | 2    | 42  | 29  | 60  | =  | Carnets de commandes étrangères                  | 3.                          |    |
|                                              | b  | -61 | -54 | -56 | -49 | -46  | -68 | -65 | -90 | -92 | -84  | -40 | -59 | -32 | s  |                                                  |                             |    |
| 4. Stocks of finished products               | =  | 42  | 37  | 34  | 44  | 50   | 43  | 41  | 7   | 12  | 14   | 84  | 31  | 34  | =  | Stocks de produits finis                         | 4.                          |    |
|                                              | b  | +54 | +61 | +64 | +54 | +48  | +53 | +57 | +91 | +88 | +86  | +14 | +67 | +62 | s  |                                                  |                             |    |
| 5. Production expectations                   | =  | 78  | 72  | 82  | 68  | 86   | 82  | 82  | 57  | 34  | 62   | 87  | 60  | 46  | =  | Perspectives d'évolution de la production        | 5.                          |    |
|                                              | b  | -6  | -4  | -18 | -16 | +2   | -16 | -6  | +13 | -66 | -22  | +13 | -12 | +4  | s  |                                                  |                             |    |
| 6. Selling-price expectations                | =  | 31  | 44  | 57  | 13  | 8    | 17  | 76  | 19  | 62  | 54   | 19  | 15  | 48  | =  | Perspectives d'évolution des prix de vente       | 6.                          |    |
|                                              | b  | +55 | +50 | +33 | +77 | +82  | +83 | +24 | +23 | +36 | +34  | +81 | +85 | +50 | s  |                                                  |                             |    |
| 7. Employment expectations                   | =  | 26  |     | 36  |     |      | 32  |     | 5   |     |      | 20  |     |     | =  | Perspectives d'évolution de l'emploi             | 7.                          |    |
|                                              | b  | -68 |     | -50 |     |      | -66 |     | -95 |     |      | -74 |     |     | s  |                                                  |                             |    |
| 8. Limits to production                      |    |     |     |     |     |      |     |     |     |     |      |     |     |     |    |                                                  |                             |    |
| none to demand                               | —  | 18  |     | 28  |     |      |     |     | 35  |     |      | 8   |     |     | —  | aucune demande limitant la production            | 8.                          |    |
| labour                                       | —  | 87  |     | 70  |     |      | 97  |     | 100 |     |      | 92  |     |     | —  | main d'œuvre limitant la production              |                             |    |
| equipment                                    | —  | 1   |     | 1   |     |      | 3   |     |     |     |      |     |     |     | —  | équipement limitant la production                |                             |    |
| 9. Adequacy of production capacity           | =  |     |     |     |     | 80   |     |     |     |     | 4    |     |     | 18  | =  | Suffisance de la capacité de production          | 9.                          |    |
|                                              | b  |     |     |     |     | +16  |     |     |     |     | +82  |     |     | +80 | s  |                                                  |                             |    |
| 10. Duration in months of assured production |    |     |     |     |     | 1.3  |     |     |     |     | 2.3  |     |     | 2.0 |    |                                                  |                             |    |
| 11. New orders                               | =  |     |     | 68  | 80  |      |     |     |     |     |      | 78  |     |     | =  | Commandes nouvelles                              | 11.                         |    |
|                                              | b  |     |     | -22 | +18 |      |     |     |     |     |      | -50 |     | +4  | s  |                                                  |                             |    |
| 12. Export orders' expectations              | =  |     |     | 96  | 92  |      |     |     |     |     | 60   |     |     | 95  | =  | Perspectives d'évolution de commandes étrangères | 12.                         |    |
|                                              | b  |     |     | +2  | +6  |      |     |     |     |     | +34  |     |     | +5  | s  |                                                  |                             |    |
| 13. % Capacity utilisation                   |    |     |     |     |     | 77.7 |     |     |     |     | 73.4 |     |     |     | %  | Utilisation de la capacité                       | 13.                         |    |
| 14. Raw material stocks                      | =  |     |     |     |     |      |     |     |     |     | 64   |     |     |     | =  | Stocks de matières premières                     | 14.                         |    |
|                                              | b  |     |     |     |     |      |     |     |     |     | +18  |     |     |     | s  |                                                  |                             |    |

| MONTH →                                      | DK |    |   | IRL |     |      | NL |   |   | B |   |     | L   |      |    | ← MOIS                                           |                                 |    |
|----------------------------------------------|----|----|---|-----|-----|------|----|---|---|---|---|-----|-----|------|----|--------------------------------------------------|---------------------------------|----|
|                                              | N  | D  | J | N   | D   | J    | N  | D | J | N | D | J   | N   | D    | J  |                                                  |                                 |    |
| 1. Production trend                          | =  |    |   | 90  | 10  | 95   |    |   |   |   |   |     | 98  | 98   | 98 | =                                                | Tendance de la production       | 1. |
|                                              | b  |    |   | +10 | +72 | +5   |    |   |   |   |   |     |     |      |    | s                                                |                                 |    |
| 2. Order books                               | =  |    |   | 78  | 98  | 3    |    |   |   |   |   |     | 98  | 98   | 98 | =                                                | Carnet de commandes, total      | 2. |
|                                              | b  |    |   | -12 | +87 |      |    |   |   |   |   |     |     |      | s  |                                                  |                                 |    |
| 3. Export order books                        | =  |    |   | 94  | 27  | 87   |    |   |   |   |   |     | 98  | 98   | 98 | =                                                | Carnets de commandes étrangères | 3. |
|                                              | b  |    |   | +67 | +13 |      |    |   |   |   |   |     |     |      | s  |                                                  |                                 |    |
| 4. Stocks of finished products               | =  |    |   | 95  | 25  | 98   |    |   |   |   |   |     | 98  | 98   | 98 | =                                                | Stocks de produits finis        | 4. |
|                                              | b  |    |   | -5  | +65 |      |    |   |   |   |   |     |     |      | s  |                                                  |                                 |    |
| 5. Production expectations                   | =  |    |   | 19  | 16  | 8    |    |   |   |   |   | 1   | 1   | 1    | =  | Perspectives d'évolution de la production        | 5.                              |    |
|                                              | b  |    |   | +81 | +68 | +92  |    |   |   |   |   | -97 | -97 | -97  | s  |                                                  |                                 |    |
| 6. Selling-price expectations                | =  |    |   | 8   | 8   | 8    |    |   |   |   |   | 98  | 98  | 98   | =  | Perspectives d'évolution des prix de vente       | 6.                              |    |
|                                              | b  |    |   | +92 | +92 | +92  |    |   |   |   |   |     |     |      | s  |                                                  |                                 |    |
| 7. Employment expectations                   | =  | 98 |   | 98  |     |      |    |   |   |   |   | 98  |     |      | =  | Perspectives d'évolution de l'emploi             | 7.                              |    |
|                                              | b  |    |   |     |     |      |    |   |   |   |   |     |     |      | s  |                                                  |                                 |    |
| 8. Limits to production                      |    |    |   |     |     |      |    |   |   |   |   |     |     |      |    |                                                  |                                 |    |
| none to demand                               | —  | 83 |   | 71  |     |      |    |   |   |   |   | 100 |     |      | —  | aucune demande limitant la production            | 8.                              |    |
| labour                                       | —  | 12 |   | 100 |     |      |    |   |   |   |   |     |     |      | —  | main d'œuvre limitant la production              |                                 |    |
| equipment                                    | —  | 5  |   |     |     |      |    |   |   |   |   |     |     |      | —  | équipement limitant la production                |                                 |    |
| 9. Adequacy of production capacity           | =  |    |   |     |     | 95   |    |   |   |   |   |     |     | 98   | =  | Suffisance de la capacité de production          | 9.                              |    |
|                                              | b  |    |   |     |     | -5   |    |   |   |   |   |     |     |      | s  |                                                  |                                 |    |
| 10. Duration in months of assured production |    |    |   |     |     | 3.1  |    |   |   |   |   |     |     | 2.0  |    |                                                  |                                 |    |
| 11. New orders                               | =  |    |   |     |     | 3    |    |   |   |   |   |     |     | 98   | =  | Commandes nouvelles                              | 11.                             |    |
|                                              | b  |    |   |     |     | +87  |    |   |   |   |   |     |     |      | s  |                                                  |                                 |    |
| 12. Export orders' expectations              | =  |    |   |     |     | 8    |    |   |   |   |   |     |     | 98   | =  | Perspectives d'évolution de commandes étrangères | 12.                             |    |
|                                              | b  |    |   |     |     | +92  |    |   |   |   |   |     |     |      | s  |                                                  |                                 |    |
| 13. % Capacity utilisation                   |    |    |   |     |     | 79.8 |    |   |   |   |   |     |     | 95.0 | %  | Utilisation de la capacité                       | 13.                             |    |
| 14. Raw material stocks                      | =  |    |   |     |     | 97   |    |   |   |   |   |     |     | 98   | =  | Stocks de matières premières                     | 14.                             |    |
|                                              | b  |    |   |     |     | -3   |    |   |   |   |   |     |     |      | s  |                                                  |                                 |    |



Precision, engineering, optics and the like


19

Fabrication d'instruments de précision, d'optique et similaire

| MONTH                                       | CE |           |     | D   |     |     | F    |     |     | I   |     |      | UK  |     |     | 52.19  | Series code               |                                                  |                                 |
|---------------------------------------------|----|-----------|-----|-----|-----|-----|------|-----|-----|-----|-----|------|-----|-----|-----|--------|---------------------------|--------------------------------------------------|---------------------------------|
|                                             | N  | D         | J   | N   | D   | J   | N    | D   | J   | N   | D   | J    | N   | D   | J   | ← MOIS | Codes séries              |                                                  |                                 |
| 1 Production trend                          | =  |           | 63  | 71  | 73  | 68  | 54   | 53  | 51  | 69  | 73  | 64   |     |     | 62  | =      | Tendance de la production | 1.                                               |                                 |
|                                             | b  |           | -19 | -13 | -13 | -16 | -28  | -31 | -25 | -31 | -27 | -36  |     |     | -12 | =      |                           |                                                  |                                 |
| 2 Order books                               | =  | 40        | 40  | 38  | 40  | 34  | 34   | 44  | 41  | 39  | 49  | 53   | 49  | 32  | 44  | 39     | =                         | Carnet de commandes, total                       | 2.                              |
|                                             | b  | -50       | -48 | -52 | -56 | -56 | -60  | -44 | -53 | -49 | -35 | -47  | -51 | -54 | -34 | -45    | =                         |                                                  |                                 |
| 3 Export order books                        | =  | 38        | 39  | 46  | 32  | 25  | 35   | 55  | 59  | 56  | 32  | 35   | 61  | 41  | 52  | 58     | =                         | Carnets de commandes étrangères                  | 3.                              |
|                                             | b  | -42       | -41 | -44 | -58 | -57 | -57  | -23 | -27 | -28 | -28 | -15  | -39 | -33 | -36 | -32    | =                         |                                                  |                                 |
| 4 Stocks of finished products               | =  | 55        | 57  | 64  | 52  | 56  | 52   | 38  | 44  | 73  | 59  | 50   | 73  | 72  | 72  | 75     | =                         | Stocks de produits finis                         | 4.                              |
|                                             | b  | +35       | +35 | +30 | +38 | +40 | +40  | +58 | +52 | +21 | +35 | +30  | +25 | +10 | +18 | +21    | =                         |                                                  |                                 |
| 5 Production expectations                   | =  | 70        | 57  | 57  | 75  | 61  | 64   | 70  | 54  | 48  | 80  | 62   | 76  | 58  | 50  | 46     | =                         | Perspectives d'évolution de la production        | 5.                              |
|                                             | b  | -6        | -7  | -1  | -21 | -29 | -22  | -14 | +12 | -6  | +2  | -24  | +6  | +20 | +20 | +32    | =                         |                                                  |                                 |
| 6 Selling-price expectations                | =  | 56        | 43  | 44  | 68  | 52  | 48   | 22  | 18  | 20  | 47  | 32   | 20  | 65  | 51  | 63     | =                         | Perspectives d'évolution des prix de vente       | 6.                              |
|                                             | b  | +38       | +53 | +54 | +30 | +48 | +50  | +76 | +82 | +74 | +43 | +66  | +80 | +23 | +37 | +37    | =                         |                                                  |                                 |
| 7 Employment expectations                   | =  | 54        |     |     | 54  |     |      | 33  |     |     | 70  |      |     | 63  |     |        | =                         | Perspectives d'évolution de l'emploi             | 7.                              |
|                                             | b  | -40       |     |     | -44 |     |      | -65 |     |     | -30 |      |     | -19 |     |        | =                         |                                                  |                                 |
| 8 Limits to production                      |    | none      |     |     | 46  |     |      |     |     |     | 41  |      |     | 17  |     |        | =                         | aucune                                           | Facteurs limitant la production |
|                                             |    | demand    |     |     | 47  |     |      | 94  |     |     | 85  |      |     | 77  |     |        | =                         | demande                                          |                                 |
|                                             |    | labour    |     |     | 5   |     |      | 3   |     |     |     |      |     | 3   |     |        | =                         | main d'œuvre                                     |                                 |
|                                             |    | equipment |     |     | 2   |     |      | 3   |     |     |     |      |     | 2   |     |        | =                         | équipement                                       |                                 |
| 9 Adequacy of production capacity           | =  |           |     |     |     |     | 50   |     |     |     |     | 70   |     | 52  |     |        | =                         | Suffisance de la capacité de production          | 9.                              |
|                                             | b  |           |     |     |     |     | +50  |     |     |     |     | +30  |     | +48 |     |        | =                         |                                                  |                                 |
| 10 Duration in months of assured production |    |           |     |     |     |     | 2.7  |     |     |     |     | 5.0  |     | 4.0 |     |        | =                         | Durée de production assurée, en mois             | 10.                             |
| 11 New orders                               | =  |           |     |     | 58  | 47  |      |     |     |     |     | 59   |     | 54  |     |        | =                         | Commandes nouvelles                              | 11.                             |
|                                             | b  |           |     |     | -8  | -9  |      |     |     |     |     | -35  |     | +18 |     |        | =                         |                                                  |                                 |
| 12 Export orders' expectations              | =  |           |     |     | 75  | 71  |      |     |     |     |     | 71   |     | 49  |     |        | =                         | Perspectives d'évolution de commandes étrangères | 12.                             |
|                                             | b  |           |     |     | -1  | -5  |      |     |     |     |     | +7   |     | +49 |     |        | =                         |                                                  |                                 |
| 13 % Capacity utilisation                   |    |           |     |     |     |     | 77.0 |     |     |     |     | 76.3 |     |     |     |        | =                         | % Utilisation de la capacité                     | 13.                             |
| 14 Raw material stocks                      | =  |           |     |     |     |     |      |     |     |     |     | 73   |     |     |     |        | =                         | Stocks de matières premières                     | 14.                             |
|                                             | b  |           |     |     |     |     |      |     |     |     |     | +27  |     |     |     |        | =                         |                                                  |                                 |

| MONTH                                       | DK |           |   | IRL |     |     | NL   |     |      | B |   |   | L |   |   | ← MOIS |   |                                                  |                                 |
|---------------------------------------------|----|-----------|---|-----|-----|-----|------|-----|------|---|---|---|---|---|---|--------|---|--------------------------------------------------|---------------------------------|
|                                             | N  | D         | J | N   | D   | J   | N    | D   | J    | N | D | J | N | D | J |        |   |                                                  |                                 |
| 1 Production trend                          | =  |           |   | 36  | 16  | 98  | 33   | 93  | 67   |   |   |   |   |   |   |        | = | Tendance de la production                        | 1.                              |
|                                             | b  |           |   | +52 | -44 | -2  | +53  | +7  | +33  |   |   |   |   |   |   |        | = |                                                  |                                 |
| 2 Order books                               | =  |           |   | 31  | 80  |     | 80   | 80  | 98   |   |   |   |   |   |   |        | = | Carnet de commandes, total                       | 2.                              |
|                                             | b  |           |   | +55 | -20 | +30 | -6   | -6  |      |   |   |   |   |   |   |        | = |                                                  |                                 |
| 3 Export order books                        | =  |           |   | 29  | 73  | 33  |      |     |      |   |   |   |   |   |   |        | = | Carnets de commandes étrangères                  | 3.                              |
|                                             | b  |           |   | +57 | +17 | +63 |      |     |      |   |   |   |   |   |   |        | = |                                                  |                                 |
| 4 Stocks of finished products               | =  |           |   | 88  | 98  | 38  | 60   | 67  | 60   |   |   |   |   |   |   |        | = | Stocks de produits finis                         | 4.                              |
|                                             | b  |           |   | -12 |     | -62 | +40  | +33 | +40  |   |   |   |   |   |   |        | = |                                                  |                                 |
| 5 Production expectations                   | =  |           |   | 37  | 80  | 28  | 60   | 86  | 60   |   |   |   |   |   |   |        | = | Perspectives d'évolution de la production        | 5.                              |
|                                             | b  |           |   | +61 | +12 | +58 | +26  |     | +14  |   |   |   |   |   |   |        | = |                                                  |                                 |
| 6 Selling-price expectations                | =  |           |   | 93  | 1   | 88  |      |     |      |   |   |   |   |   |   |        | = | Perspectives d'évolution des prix de vente       | 6.                              |
|                                             | b  |           |   | +7  | +97 | +12 |      |     |      |   |   |   |   |   |   |        | = |                                                  |                                 |
| 7 Employment expectations                   | =  | 65        |   |     | 87  |     | 70   |     |      |   |   |   |   |   |   |        | = | Perspectives d'évolution de l'emploi             | 7.                              |
|                                             | b  | -21       |   |     | -1  |     | +30  |     |      |   |   |   |   |   |   |        | = |                                                  |                                 |
| 8 Limits to production                      |    | none      |   |     | 13  |     |      |     | 67   |   |   |   |   |   |   |        | = | aucune                                           | Facteurs limitant la production |
|                                             |    | demand    |   |     | 13  |     |      |     |      |   |   |   |   |   |   |        | = | demande                                          |                                 |
|                                             |    | labour    |   |     | 50  |     |      |     |      |   |   |   |   |   |   |        | = | main d'œuvre                                     |                                 |
|                                             |    | equipment |   |     | 13  |     |      |     |      |   |   |   |   |   |   |        | = | équipement                                       |                                 |
| 9 Adequacy of production capacity           | =  |           |   |     |     |     | 89   |     | 66   |   |   |   |   |   |   |        | = | Suffisance de la capacité de production          | 9.                              |
|                                             | b  |           |   |     |     |     | +5   |     | -20  |   |   |   |   |   |   |        | = |                                                  |                                 |
| 10 Duration in months of assured production |    |           |   |     |     |     | 3.2  |     | 9.0  |   |   |   |   |   |   |        | = | Durée de production assurée, en mois             | 10.                             |
| 11 New orders                               | =  |           |   |     |     |     | 26   |     | 33   |   |   |   |   |   |   |        | = | Commandes nouvelles                              | 11.                             |
|                                             | b  |           |   |     |     |     | +60  |     | +67  |   |   |   |   |   |   |        | = |                                                  |                                 |
| 12 Export orders' expectations              | =  |           |   |     |     |     | 23   |     | 69   |   |   |   |   |   |   |        | = | Perspectives d'évolution de commandes étrangères | 12.                             |
|                                             | b  |           |   |     |     |     | +59  |     | -31  |   |   |   |   |   |   |        | = |                                                  |                                 |
| 13 % Capacity utilisation                   |    |           |   |     |     |     | 82.5 |     | 84.0 |   |   |   |   |   |   |        | = | % Utilisation de la capacité                     | 13.                             |
| 14 Raw material stocks                      | =  |           |   |     |     |     | 98   |     | 67   |   |   |   |   |   |   |        | = | Stocks de matières premières                     | 14.                             |
|                                             | b  |           |   |     |     |     |      |     | +33  |   |   |   |   |   |   |        | = |                                                  |                                 |



Food, drink and tobacco industry

Industrie des produits alimentaires, des boissons et du tabac

| MONTH                                        | CE  |   |   | D   |     |      | F |   |     | I   |     |      | UK |   |   | Series code<br>Codes séries |                                                                                |     |  |
|----------------------------------------------|-----|---|---|-----|-----|------|---|---|-----|-----|-----|------|----|---|---|-----------------------------|--------------------------------------------------------------------------------|-----|--|
|                                              | N   | D | J | N   | D   | J    | N | D | J   | N   | D   | J    | N  | D | J |                             |                                                                                |     |  |
| 1 Production trend                           | =   |   |   | 54  | 66  | 57   |   |   |     | 74  | 77  | 63   |    |   |   | 49                          | = Tendance de la production                                                    | 1.  |  |
|                                              | b   |   |   | -10 | -8  | +5   |   |   |     | -20 | -17 | -9   |    |   |   | -15                         | s                                                                              |     |  |
| 2 Order books                                | =   |   |   | 90  | 91  | 92   |   |   |     | 67  | 69  | 59   |    |   |   | 46                          | = Carnet de commandes, total                                                   | 2.  |  |
|                                              | b   |   |   | -8  | -7  | -6   |   |   |     | -29 | -25 | -7   |    |   |   | -50                         | s                                                                              |     |  |
| 3 Export order books                         | =   |   |   | 79  | 78  | 81   |   |   |     | 73  | 62  | 76   |    |   |   | 50                          | = Carnets de commandes étrangères                                              | 3.  |  |
|                                              | b   |   |   | -17 | -18 | -15  |   |   |     | -13 | -16 | -6   |    |   |   | -6                          | s                                                                              |     |  |
| 4. Stocks of finished products               | =   |   |   | 90  | 93  | 93   |   |   |     | 72  | 80  | 76   |    |   |   | 79                          | = Stocks de produits finis                                                     | 4.  |  |
|                                              | b   |   |   | +4  | +5  | +3   |   |   |     | +18 | +10 |      |    |   |   | +7                          | s                                                                              |     |  |
| 5. Production expectations                   | =   |   |   | 76  | 77  | 78   |   |   |     | 66  | 69  | 70   |    |   |   | 59                          | = Perspectives d'évolution de la production                                    | 5.  |  |
|                                              | b   |   |   | -2  | -1  | +2   |   |   |     | -4  | -7  | -8   |    |   |   | -9                          | s                                                                              |     |  |
| 6 Selling-price expectations                 | =   |   |   | 76  | 71  | 60   |   |   |     | 54  | 54  | 32   |    |   |   | 50                          | = Perspectives d'évolution des prix de vente                                   | 6.  |  |
|                                              | b   |   |   | +24 | +27 | +38  |   |   |     | +40 | +42 | +64  |    |   |   | +42                         | s                                                                              |     |  |
| 7. Employment expectations                   | =   |   |   | 83  |     |      |   |   | 77  |     |     |      |    |   |   | 30                          | = Perspectives d'évolution de l'emploi                                         | 7.  |  |
|                                              | b   |   |   | -13 |     |      |   |   | -19 |     |     |      |    |   |   | -70                         | s                                                                              |     |  |
| 8 Limits to production                       |     |   |   | 89  |     |      |   |   |     | 63  |     |      |    |   |   | 3                           | aucune demande de main d'œuvre ou équipement } Facteurs limitant la production | 8.  |  |
| to demand                                    | --- |   |   | 8   |     |      |   |   |     | 78  |     |      |    |   |   | 87                          |                                                                                |     |  |
| pro-labour                                   | --- |   |   | 3   |     |      |   |   |     | 4   |     |      |    |   |   | 1                           |                                                                                |     |  |
| equipment                                    | --- |   |   | 3   |     |      |   |   |     | 12  |     |      |    |   |   | 8                           |                                                                                |     |  |
| 9. Adequacy of production capacity           | =   |   |   |     |     | 73   |   |   |     |     |     | 59   |    |   |   | 57                          | = Suffisance de la capacité de production                                      | 9.  |  |
|                                              | b   |   |   |     |     | +21  |   |   |     |     |     | +39  |    |   |   | +37                         | s                                                                              |     |  |
| 10. Duration in months of assured production |     |   |   |     |     |      |   |   |     |     |     | 2.9  |    |   |   | 2.0                         | = Durée de production assurée, en mois                                         | 10. |  |
| 11. New orders                               | =   |   |   |     | 71  | 64   |   |   |     |     |     | 64   |    |   |   | 47                          | = Commandes nouvelles                                                          | 11. |  |
|                                              | b   |   |   |     | +3  | +10  |   |   |     |     |     | +8   |    |   |   | -17                         | s                                                                              |     |  |
| 12. Export orders' expectations              | =   |   |   |     | 75  | 82   |   |   |     |     |     | 62   |    |   |   | 52                          | = Perspectives d'évolution de commandes étrangères                             | 12. |  |
|                                              | b   |   |   |     | +15 | +12  |   |   |     |     |     | +6   |    |   |   | +14                         | s                                                                              |     |  |
| 13. % Capacity utilisation                   |     |   |   |     |     | 79.9 |   |   |     |     |     | 72.9 |    |   |   |                             | = % Utilisation de la capacité                                                 | 13. |  |
| 14. Raw material stocks                      | =   |   |   |     |     |      |   |   |     |     |     | 85   |    |   |   |                             | = Stocks de matières premières                                                 | 14. |  |
|                                              | b   |   |   |     |     |      |   |   |     |     |     | +3   |    |   |   |                             | s                                                                              |     |  |

| MONTH                                        | DK  |     |   | IRL |     |      | NL |   |   | B  |   |      | L |   |   | ← MOIS |                                                                                |     |  |
|----------------------------------------------|-----|-----|---|-----|-----|------|----|---|---|----|---|------|---|---|---|--------|--------------------------------------------------------------------------------|-----|--|
|                                              | N   | D   | J | N   | D   | J    | N  | D | J | N  | D | J    | N | D | J |        |                                                                                |     |  |
| 1. Production trend                          | =   |     |   | 54  | 24  | 52   |    |   |   |    |   |      |   |   |   |        | = Tendance de la production                                                    | 1.  |  |
|                                              | b   |     |   | -14 | -54 | -14  |    |   |   |    |   |      |   |   |   |        | s                                                                              |     |  |
| 2 Order books                                | =   |     |   | 76  | 77  | 72   |    |   |   |    |   |      |   |   |   |        | = Carnet de commandes, total                                                   | 2.  |  |
|                                              | b   |     |   | -22 | -23 | -2   |    |   |   |    |   |      |   |   |   |        | s                                                                              |     |  |
| 3 Export order books                         | =   |     |   | 77  | 80  | 87   |    |   |   |    |   |      |   |   |   |        | = Carnets de commandes étrangères                                              | 3.  |  |
|                                              | b   |     |   | +3  | -10 | -13  |    |   |   |    |   |      |   |   |   |        | s                                                                              |     |  |
| 4. Stocks of finished products               | =   |     |   | 94  | 94  | 94   |    |   |   |    |   |      |   |   |   |        | = Stocks de produits finis                                                     | 4.  |  |
|                                              | b   |     |   | -2  |     |      |    |   |   |    |   |      |   |   |   |        | s                                                                              |     |  |
| 5. Production expectations                   | =   |     |   | 55  | 68  | 57   |    |   |   |    |   |      |   |   |   |        | = Perspectives d'évolution de la production                                    | 5.  |  |
|                                              | b   |     |   | -29 |     | -17  |    |   |   |    |   |      |   |   |   |        | s                                                                              |     |  |
| 6 Selling-price expectations                 | =   |     |   | 70  | 69  | 52   |    |   |   |    |   |      |   |   |   |        | = Perspectives d'évolution des prix de vente                                   | 6.  |  |
|                                              | b   |     |   | +22 | +31 | +48  |    |   |   |    |   |      |   |   |   |        | s                                                                              |     |  |
| 7. Employment expectations                   | =   | 65  |   | 43  |     |      |    |   |   |    |   |      |   |   |   |        | = Perspectives d'évolution de l'emploi                                         | 7.  |  |
|                                              | b   | -13 |   | -55 |     |      |    |   |   |    |   |      |   |   |   |        | s                                                                              |     |  |
| 8. Limits to production                      |     |     |   | 89  |     |      |    |   |   |    |   |      |   |   |   |        | aucune demande de main d'œuvre ou équipement } Facteurs limitant la production | 8.  |  |
| to demand                                    | --- |     |   | 7   |     |      |    |   |   | 90 |   |      |   |   |   |        |                                                                                |     |  |
| pro-labour                                   | --- |     |   | 100 |     |      |    |   |   |    |   |      |   |   |   |        |                                                                                |     |  |
| equipment                                    | --- |     |   | 4   |     |      |    |   |   | 4  |   |      |   |   |   |        |                                                                                |     |  |
| 9. Adequacy of production capacity           | =   |     |   |     |     | 85   |    |   |   |    |   | 49   |   |   |   |        | = Suffisance de la capacité de production                                      | 9.  |  |
|                                              | b   |     |   |     |     | +15  |    |   |   |    |   | +41  |   |   |   |        | s                                                                              |     |  |
| 10. Duration in months of assured production |     |     |   |     |     |      |    |   |   |    |   | 1.4  |   |   |   |        | = Durée de production assurée, en mois                                         | 10. |  |
| 11. New orders                               | =   |     |   |     |     |      |    |   |   |    |   | 80   |   |   |   |        | = Commandes nouvelles                                                          | 11. |  |
|                                              | b   |     |   |     |     |      |    |   |   |    |   | -16  |   |   |   |        | s                                                                              |     |  |
| 12. Export orders' expectations              | =   |     |   |     |     |      |    |   |   |    |   | 84   |   |   |   |        | = Perspectives d'évolution de commandes étrangères                             | 12. |  |
|                                              | b   |     |   |     |     |      |    |   |   |    |   | +4   |   |   |   |        | s                                                                              |     |  |
| 13. % Capacity utilisation                   |     |     |   |     |     | 51.5 |    |   |   |    |   | 76.0 |   |   |   |        | = % Utilisation de la capacité                                                 | 13. |  |
| 14. Raw material stocks                      | =   |     |   |     |     |      |    |   |   |    |   | 93   |   |   |   |        | = Stocks de matières premières                                                 | 14. |  |
|                                              | b   |     |   |     |     |      |    |   |   |    |   | -7   |   |   |   |        | s                                                                              |     |  |

## Investment survey

## Enquête sur les investissements

**Half-yearly Industrial Investment survey: estimates for 1981 and prospects for 1982.**

Results of the October-November 1981 survey, % change in value, over the preceding year

**Halvårlig undersøgelse af Industriinvesteringer : skøn for 1981 og udsigter for 1982.**

Resultater af investeringsundersøgelsen i oktober/november 1981, procentvis ændring i værdien i forhold til samme tidspunkt året før

**Halbjährliche Umfrage über die Industriellen Investitionen : Schätzungen für 1981 und Aussichten für 1982.**

Ergebnisse der Investitionsumfrage von Oktober/November 1981, nominale prozentuale Veränderung gegenüber dem Vorjahr

|      | Basic materials  |      | Metallurgy  |      | Mechanical |      | Processing         |      | Extractive  |      | Food         |      | Total                   |      |
|------|------------------|------|-------------|------|------------|------|--------------------|------|-------------|------|--------------|------|-------------------------|------|
|      | Prod de base (a) |      | Métallurgie |      | Mécanique  |      | Transformation (b) |      | Extractives |      | Alimentaires |      | Ensemble de l'industrie |      |
|      | 1981             | 1982 | 1981        | 1982 | 1981       | 1982 | 1981               | 1982 | 1981        | 1982 | 1981         | 1982 | 1981                    | 1982 |
| B    | -11              | +1   | +6          | -24  | +24        | -17  | -18                | -22  |             |      | -10          | -24  | +4                      | -9   |
| D    | +5               | 0    | -3          | -15  | 0          | 0    | +14                | 0    | +30         | +17  | 0            | +1   | 0                       | 0    |
| F    | 0                | +7   | +6          | +13  | -2         | +10  | -10                | +2   | +4          | +11  | +8           | -8   | -1                      | +6   |
| IRL  | +6               | +52  | -13         | +17  | -16        | +63  | -4                 | +109 |             |      | -17          | -44  | -16                     | +33  |
| I    | +21              |      | -12         |      | +29        |      | -8                 |      | +22         |      | +7           |      | +14                     |      |
| L    | +51              | -38  | -23         | -13  | +183       | -21  | +55                | +9   |             |      |              |      | +17                     | -20  |
| NL   | -7               | -9   | -6          | -12  | -12        | +12  | -1                 | -16  | +24         | +21  | -16          | -9   | -6                      | -2   |
| UK   | +8               | +5   | -20         | +3   | -12        | +5   | -20                | +3   |             |      | -6           | +18  | -11                     | +7   |
| EC 8 | +5               | +3   | -5          | -2   | +1         | +4   | -13                | 0    |             |      | 0            | +1   | -1                      | +3   |

**Enquête semestrielle sur les investissements dans l'Industrie : estimations pour 1981 et prévisions pour 1982.**

Résultats de l'enquête d'octobre/novembre 1981, variation par rapport à l'année précédente en valeur.

**Inchiesta semestrale sugli investimenti industriali : stime per il 1981 e prospettive per il 1982.**

Risultati dell'inchiesta sugli investimenti dei mesi di ottobre/novembre 1981, variazione percentuale in valore rispetto all'anno precedente

**Halfjaarlijkse conjunctuurenquête over de investeringen : schattingen voor 1981 en vooruitzichten voor 1982.**

Resultaten van de enquête van oktober/november 1981, procentuele verandering ten opzichte van het voorafgaande jaar

**Survey estimates and forecasts for industrial investment, 1977-1982.**

Total industry, % change in value in relation to preceding year.

**Undersøgelsens skøn og prognoser for den samlede Industriinvestering, 1977-1982.**

Samlet industri, procentvis ændring i værdien i forhold til samme tidspunkt året før

**Aufgrund der Umfrage erstellte Schätzungen und Vorausschätzungen der gesamten industriellen Investition, 1977-1982.**

Gesamtindustrie, nominale prozentuale Veränderung gegenüber dem Vorjahr.

**Estimations et prévisions des investissements dans l'Industrie, 1977-1982.**

Ensemble de l'industrie, variation en % par rapport à l'année précédente.

**Stime e previsioni per gli investimenti complessivi dell'Industria, 1977-1982.**

Totale industria, variazione percentuale in valore rispetto all'anno precedente

**Schattingen en prognoses van de totale Industriële Investering, 1977-1982.**

Totale industrie, procentuele verandering ten opzichte van het voorafgaande jaar.

| Year to which data relate (c)              | 1977              |                  | 1978           |                   |                |                   | 1979           |                   |                |                   | 1980           |                   |                |                   | 1981           |                   |                |  | 1982 |  |
|--------------------------------------------|-------------------|------------------|----------------|-------------------|----------------|-------------------|----------------|-------------------|----------------|-------------------|----------------|-------------------|----------------|-------------------|----------------|-------------------|----------------|--|------|--|
|                                            | Mar / April 1978  | Apr / May 1978   | Oct / Nov 1977 | Mar / Apr 1978    | Oct / Nov 1978 | Mar / Apr 1979    | Oct / Nov 1979 | Mar / Apr 1980    | Oct / Nov 1980 | Mar / Apr 1981    | Oct / Nov 1981 | Mar / Apr 1982    | Oct / Nov 1982 | Mar / Apr 1983    | Oct / Nov 1983 | Mar / Apr 1984    | Oct / Nov 1984 |  |      |  |
| Date of survey (d)                         | Mar / April 1978  | Apr / May 1978   | Oct / Nov 1977 | Mar / Apr 1978    | Oct / Nov 1978 | Mar / Apr 1979    | Oct / Nov 1979 | Mar / Apr 1980    | Oct / Nov 1980 | Mar / Apr 1981    | Oct / Nov 1981 | Mar / Apr 1982    | Oct / Nov 1982 | Mar / Apr 1983    | Oct / Nov 1983 | Mar / Apr 1984    | Oct / Nov 1984 |  |      |  |
| Année à laquelle les données se rapportent | 1977              | 1978             | 1977           | 1978              | 1978           | 1979              | 1979           | 1980              | 1980           | 1981              | 1981           | 1982              | 1982           | 1983              | 1983           | 1984              | 1984           |  |      |  |
| Date de l'enquête                          | Mars / Avril 1978 | Avril / Mai 1978 | Oct / Nov 1977 | Mars / Avril 1978 | Oct / Nov 1978 | Mars / Avril 1979 | Oct / Nov 1979 | Mars / Avril 1980 | Oct / Nov 1980 | Mars / Avril 1981 | Oct / Nov 1981 | Mars / Avril 1982 | Oct / Nov 1982 | Mars / Avril 1983 | Oct / Nov 1983 | Mars / Avril 1984 | Oct / Nov 1984 |  |      |  |
| B (e)                                      | -1                |                  | -1             | -6                | -4             |                   | +15            | +12               | +16            | +30               | +41            | +30               | +36            | +3                | +8             | +4                | -9             |  |      |  |
| D                                          | +3                |                  | +7             | +8                | +10            | +9                | +9             | +11               | +13            | +14               | +12            | +15               | +15            | +16               | +4             | +2                | 0              |  |      |  |
| F                                          | +10               |                  | +12            | +12               | +9             | +8                | +15            | +16               | +10            | +10               | +15            | +16               | +16            | +16               | +6             | +5                | -1             |  |      |  |
| IRL (e)                                    | +11               |                  | +21            | +41               | +36            | +43               | +26            | +29               | +19            | +19               | +12            | +8,5              | -3,5           | +8                | +2             | -22               | -16            |  |      |  |
| I                                          | +5                |                  | +10            | +2                | -0,5           | +6                | +24            | +19               | +5             | +10               | +26            | +31               | +7             | +10               | +47            | +17               | +14            |  |      |  |
| L (f)                                      | +13               |                  | +6             | +48               | +23            | +22               | +27            | -1                | +22            | -5                | -5             | +7                | -12,5          | +17               | 0              | -8                | +17            |  |      |  |
| NL                                         | +17               |                  | +3             | +6                | +4             | +3                | -5             | +4                | +1             | 0                 | +13            | +18               | +15            | +17               | -7             | -2                | -6             |  |      |  |
| UK (e)                                     | +23               |                  | +26            | +26               | +19            | +19               | +18            | +15               | +9             | +12               | +4             | +2                | +6             | +5                | -7             | -6                | -11            |  |      |  |
| EC 8 (g)                                   | +10               |                  | +12            | +11               | +9             | +9                | +13            | +14               | +10            | +11               | +14            | +16               | +13            | +14               | +6             | +3                | -1             |  |      |  |

(a) Chemicals, man-made fibres, petroleum, refining, rubber processing, etc  
(b) Manufacture of textiles, footwear, wood, paper, together with the printing and processing of plastics industries  
(c) Year to which data relate  
(d) Date of survey  
(e) Excluding the extractive industries  
(f) Excluding the extractive and food industries  
(g) Owing to lack of data for certain Member States, the Community totals are generally incomplete  
Source: European Community business surveys

Kemikalier, kemofibre, olieraffinering, gummiforarbejdning osv  
(b) Tekstil-, fodtøjs-, træ- og papirindustri samt trykkerivirksomhed og plastikforarbejdning  
(c) Referencen år  
(d) Undersøgelsestidspunkt  
(e) Ekskl. råstofudvinding  
(f) Ekskl. råstofudvinding og næringsmiddelindustri  
(g) Da der ikke foreligger oplysninger for visse medlemsstaters vedkommende, er EF-totalerne i almindelighed ufuldstændige  
Kilde: Konjunkturundersøgelser hos virksomhedsledere i Fællesskabet

(a) Chemische industrie, Chemiefasern, Mineralölraffinerie, Kautschuk usw  
(b) Textilindustrie, Leder- und Schuhindustrie, Holzbe- und -verarbeitung sowie Druckereien und kunststoffverarbeitende Industrie usw  
(c) Jahr auf das sich die Angaben beziehen  
(d) Erhebungszeitpunkt  
(e) Ohne Steine und Erden  
(f) Ohne Steine und Erden sowie Nahrungs- und Genussmittelindustrie  
(g) Mangels Angaben für bestimmte Mitgliedstaaten sind die Gesamtsummen für die Gemeinschaft im allgemeinen unvollständig  
Quelle: Europäische Gemeinschaft, Konjunkturbefragungen

(a) Industrie chimique, production de fibres artificielles et synthétiques, raffinage du pétrole, transformation du caoutchouc, etc  
(b) Industrie textile, fabrication de chaussures, industrie du bois, industrie du papier et imprimerie, transformation des matières plastiques, etc  
(c) Année à laquelle les données se rapportent  
(d) Date de l'enquête  
(e) A l'exclusion des industries extractives  
(f) A l'exclusion des industries extractives et alimentaires  
(g) Du fait de l'absence de données pour certains États membres, les totaux pour la Communauté sont généralement incomplets  
Source: Enquêtes de conjoncture CEE

(a) Industrie chimiche, produzione di fibre artificiali, raffinazione del petrolio, lavorazione della gomma, ecc  
(b) Industrie tessili, delle calzature, del legno, della carta, nonché industrie grafiche e industrie della trasformazione delle materie plastiche, ecc  
(c) Anno al quale le cifre si riferiscono  
(d) Data dell'inchiesta  
(e) Escluse le industrie estrattive  
(f) Escluse le industrie estrattive ed alimentari  
(g) Data la mancanza di dati per taluni Stati membri, i totali relativi alla Comunità sono in genere incompleti  
Fonte: Inchieste congiunturali della Comunità europea

(a) Chemische industrie, kunstvezels, aardolieraffinage, rubberfabrieken, enz  
(b) Textiel, schoenen, verwerking van hout, vervaardiging van papier, grafische nijverheid, kunststofverwerkende industrie, enz  
(c) Jaar waarop de gegevens betrekking hebben  
(d) Tijdstip van de enquête  
(e) Exclusief winning van deeltstoffen  
(f) Exclusief winning van deeltstoffen en voedings- en genotmiddelenindustrie  
(g) Wegens het ontbreken van gegevens voor bepaalde Lid-Staten zijn de totalen voor de Gemeenschap over het algemeen onvolledig  
Bron: Conjunctuurenquêtes bij het bledingsleven in de Gemeenschap



# Building survey

# Enquête dans la construction

| MONTH →                                 | D |           |     | F   |    |   | I   |     |      | UK |   |     | ← MOIS                                 |                                     |    |
|-----------------------------------------|---|-----------|-----|-----|----|---|-----|-----|------|----|---|-----|----------------------------------------|-------------------------------------|----|
|                                         | N | D         | J   | N   | D  | J | N   | D   | J    | N  | D | J   |                                        |                                     |    |
| <b>Construction as a whole</b>          |   |           |     |     |    |   |     |     |      |    |   |     | <b>Ensemble de la construction</b>     |                                     |    |
| 1 Trend of activity                     | = | 54        | 40  | 8   |    |   | 81  | 74  | 69   |    |   | 44  | = Evolution de l'activité              | 1.                                  |    |
|                                         | B | -36       | -58 | -90 |    |   | -15 | -16 | -19  |    |   | -42 | S                                      |                                     |    |
| 2 Limits to production                  | } | none      | 58  | 38  | 11 |   |     | 73  | 82   | 57 |   |     | aucun                                  | } Facteurs limitant la construction | 2. |
|                                         |   | weather   | 23  | 46  | 82 |   |     | 12  | 14   | 73 |   |     | temps                                  |                                     |    |
|                                         |   | labour    | 2   | 1   | 1  |   |     | 17  | 11   | 1  |   |     | main-d'œuvre                           |                                     |    |
|                                         |   | equipment | 0   | 1   | 0  |   |     | 3   | 0    | 4  |   |     | équipement                             |                                     |    |
|                                         |   | others    | 23  | 23  | 21 |   |     | 72  | 80   | 38 |   |     | autres                                 |                                     |    |
| 3 Order-books                           | = | 23        | 24  | 19  |    |   | 58  | 57  | 65   |    |   | 24  | = Carnets de commandes                 | 3                                   |    |
|                                         | B | -77       | -76 | -79 |    |   | -38 | -39 | -29  |    |   | -68 | S                                      |                                     |    |
| 4 Employment expectations               | = | 30        | 25  | 36  |    |   | 70  | 60  | 69   |    |   | 50  | = Perspectives d'évolution de l'emploi | 4                                   |    |
|                                         | B | -68       | -75 | -64 |    |   | -22 | -6  | -1   |    |   | -38 | S                                      |                                     |    |
| 5 Price expectations                    | = | 34        | 41  | 52  |    |   | 25  | 30  | 24   |    |   | 60  | = Perspectives d'évolution des prix    | 5.                                  |    |
|                                         | B | -60       | -51 | -40 |    |   | 75  | 60  | 74   |    |   | -14 | S                                      |                                     |    |
| 6 Months of activity assured            |   |           |     | 2.0 |    |   |     |     | 13.5 |    |   |     | = Durée d'activité assurée en mois     | 6                                   |    |
| <b>Building</b>                         |   |           |     |     |    |   |     |     |      |    |   |     | <b>Bâtiments</b>                       |                                     |    |
| 1 Trend of activity                     | = | 55        | 44  | 10  |    |   | 79  | 73  | 77   |    |   | 45  | = Evolution de l'activité              | 1.                                  |    |
|                                         | B | -35       | -54 | -88 |    |   | -17 | -17 | -11  |    |   | -41 | S                                      |                                     |    |
| 2 Limits to production                  | } | none      | 66  | 44  | 13 |   |     | 71  | 83   | 62 |   |     | aucun                                  | } Facteurs limitant la construction | 2. |
|                                         |   | weather   | 15  | 40  | 80 |   |     | 8   | 11   | 70 |   |     | temps                                  |                                     |    |
|                                         |   | labour    | 2   | 1   | 1  |   |     | 18  | 13   | 4  |   |     | main-d'œuvre                           |                                     |    |
|                                         |   | equipment | 1   | 1   | 1  |   |     | 2   | 0    | 1  |   |     | équipement                             |                                     |    |
|                                         |   | others    | 22  | 22  | 19 |   |     | 75  | 82   | 42 |   |     | autres                                 |                                     |    |
| 3 Order-books                           | = | 28        | 28  | 23  |    |   | 53  | 54  | 65   |    |   | 24  | = Carnets de commandes                 | 3                                   |    |
|                                         | B | -72       | -70 | -75 |    |   | -43 | -42 | -29  |    |   | -68 | S                                      |                                     |    |
| 4 Employment expectations               | = |           |     |     |    |   | 78  | 64  | 75   |    |   | 50  | = Perspectives d'évolution de l'emploi | 4                                   |    |
|                                         | B |           |     |     |    |   | -14 | 2   | -5   |    |   | -36 | S                                      |                                     |    |
| 5 Price expectations                    | = | 36        | 43  | 55  |    |   | 27  | 30  | 26   |    |   | 62  | = Perspectives d'évolution des prix    | 5                                   |    |
|                                         | B | -58       | -49 | -37 |    |   | 73  | 62  | 72   |    |   | -14 | S                                      |                                     |    |
| 6 Months of activity assured            |   |           |     | 2.1 |    |   |     |     | 10.0 |    |   |     | = Durée d'activité assurée en mois     | 6.                                  |    |
| <b>Housing</b>                          |   |           |     |     |    |   |     |     |      |    |   |     | <b>Logements</b>                       |                                     |    |
| 1 Trend of activity                     | = | 53        | 41  | 9   |    |   | 78  | 76  | 77   |    |   | 44  | = Evolution de l'activité              | 1.                                  |    |
|                                         | B | -35       | -57 | -91 |    |   | -16 | -22 | -9   |    |   | -44 | S                                      |                                     |    |
| 2 Limits to production                  | } | none      | 63  | 39  | 10 |   |     | 69  | 88   | 56 |   |     | aucun                                  | } Facteurs limitant la construction | 2. |
|                                         |   | weather   | 15  | 43  | 82 |   |     | 10  | 11   | 79 |   |     | temps                                  |                                     |    |
|                                         |   | labour    | 0   | 1   | 1  |   |     | 19  | 8    | 4  |   |     | main-d'œuvre                           |                                     |    |
|                                         |   | equipment | 0   | 2   | 1  |   |     | 2   | 0    | 2  |   |     | équipement                             |                                     |    |
|                                         |   | others    | 24  | 24  | 21 |   |     | 72  | 78   | 29 |   |     | autres                                 |                                     |    |
| 3 Order-books                           | = | 28        | 28  | 24  |    |   | 49  | 48  | 58   |    |   | 26  | = Carnets de commandes                 | 3                                   |    |
|                                         | B | -72       | -70 | -74 |    |   | -49 | -50 | -38  |    |   | -64 | S                                      |                                     |    |
| 4 Employment expectations               | = |           |     |     |    |   | 71  | 75  | 80   |    |   | 50  | = Perspectives d'évolution de l'emploi | 4                                   |    |
|                                         | B |           |     |     |    |   | -19 | -15 | -16  |    |   | -34 | S                                      |                                     |    |
| 5 Price expectations                    | = | 34        | 43  | 57  |    |   | 28  | 35  | 25   |    |   | 64  | = Perspectives d'évolution des prix    | 5.                                  |    |
|                                         | B | -58       | -49 | -35 |    |   | 70  | 55  | 71   |    |   | -12 | S                                      |                                     |    |
| 6 Months of activity assured            |   |           |     | 2.1 |    |   |     |     | 10.0 |    |   |     | = Durée d'activité assurée en mois     | 6.                                  |    |
| <b>Other buildings</b>                  |   |           |     |     |    |   |     |     |      |    |   |     | <b>Autres bâtiments</b>                |                                     |    |
| 1 Trend of activity                     | = | 61        | 48  | 12  |    |   | 82  | 68  | 77   |    |   | 46  | = Evolution de l'activité              | 1.                                  |    |
|                                         | B | -33       | -48 | -84 |    |   | -16 | -6  | -13  |    |   | -38 | S                                      |                                     |    |
| 2 Limits to production                  | } | none      | 70  | 52  | 17 |   |     | 76  | 74   | 72 |   |     | aucun                                  | } Facteurs limitant la construction | 2. |
|                                         |   | weather   | 15  | 35  | 78 |   |     | 4   | 10   | 54 |   |     | temps                                  |                                     |    |
|                                         |   | labour    | 2   | 0   | 0  |   |     | 16  | 4    | 5  |   |     | main-d'œuvre                           |                                     |    |
|                                         |   | equipment | 1   | 1   | 0  |   |     | 3   | 0    | 0  |   |     | équipement                             |                                     |    |
|                                         |   | others    | 16  | 17  | 16 |   |     | 80  | 88   | 66 |   |     | autres                                 |                                     |    |
| 3 Order-books                           | = | 29        | 30  | 23  |    |   | 59  | 65  | 77   |    |   | 22  | = Carnets de commandes                 | 3                                   |    |
|                                         | B | -71       | -70 | -75 |    |   | -33 | -25 | -15  |    |   | -72 | S                                      |                                     |    |
| 4 Employment expectations               | = |           |     |     |    |   | 90  | 45  | 67   |    |   | 50  | = Perspectives d'évolution de l'emploi | 4.                                  |    |
|                                         | B |           |     |     |    |   | -4  | 33  | 15   |    |   | -38 | S                                      |                                     |    |
| 5 Price expectations                    | = | 37        | 44  | 54  |    |   | 24  | 22  | 27   |    |   | 60  | = Perspectives d'évolution des prix    | 5.                                  |    |
|                                         | B | -57       | -50 | -40 |    |   | 76  | 78  | 73   |    |   | -14 | S                                      |                                     |    |
| 6 Months of activity assured            |   |           |     | 2.2 |    |   |     |     | 10.1 |    |   |     | = Durée d'activité assurée en mois     | 6.                                  |    |
| <b>Public works (civil engineering)</b> |   |           |     |     |    |   |     |     |      |    |   |     | <b>Travaux publics (génie civil)</b>   |                                     |    |
| 1 Trend of activity                     | = | 50        | 33  | 4   |    |   | 91  | 80  | 27   |    |   | 43  | = Evolution de l'activité              | 1.                                  |    |
|                                         | B | -38       | -65 | -96 |    |   | -7  | -16 | -59  |    |   | -41 | S                                      |                                     |    |
| 2 Limits to production                  | } | none      | 43  | 25  | 9  |   |     | 85  | 75   | 31 |   |     | aucun                                  | } Facteurs limitant la construction | 2. |
|                                         |   | weather   | 39  | 59  | 86 |   |     | 32  | 32   | 91 |   |     | temps                                  |                                     |    |
|                                         |   | labour    | 3   | 0   | 0  |   |     | 12  | 3    | 7  |   |     | main-d'œuvre                           |                                     |    |
|                                         |   | equipment | 0   | 0   | 0  |   |     | 6   | 0    | 4  |   |     | équipement                             |                                     |    |
|                                         |   | others    | 26  | 28  | 25 |   |     | 57  | 72   | 13 |   |     | autres                                 |                                     |    |
| 3 Order-books                           | = | 14        | 14  | 11  |    |   | 89  | 76  | 66   |    |   | 27  | = Carnets de commandes                 | 3                                   |    |
|                                         | B | -86       | -86 | -89 |    |   | -9  | -24 | -32  |    |   | -67 | S                                      |                                     |    |
| 4 Employment expectations               | = |           |     |     |    |   | 27  | 37  | 33   |    |   | 49  | = Perspectives d'évolution de l'emploi | 4                                   |    |
|                                         | B |           |     |     |    |   | -71 | -57 | 19   |    |   | -43 | S                                      |                                     |    |
| 5 Price expectations                    | = | 34        | 38  | 44  |    |   | 14  | 29  | 12   |    |   | 57  | = Perspectives d'évolution des prix    | 5                                   |    |
|                                         | B | -64       | -54 | -48 |    |   | 86  | 47  | 88   |    |   | -15 | S                                      |                                     |    |
| 6 Months of activity assured            |   |           |     | 1.8 |    |   |     |     | 33.0 |    |   |     | = Durée d'activité assurée en mois     | 6.                                  |    |

# Building survey

# Enquête dans la construction

| MONTH →                                 | NL                         |      |     | B   |     |     | L   |     |          | EC/CE |     |    | ← MOIS                               |       |                                   |         |                |
|-----------------------------------------|----------------------------|------|-----|-----|-----|-----|-----|-----|----------|-------|-----|----|--------------------------------------|-------|-----------------------------------|---------|----------------|
|                                         | N                          | D    | J   | N   | D   | J   | N   | D   | J        | N     | D   | J  |                                      |       |                                   |         |                |
| <b>Construction as a whole</b>          |                            |      |     |     |     |     |     |     |          |       |     |    |                                      |       |                                   |         |                |
| 1                                       | Trend of activity          | =    | 66  | 70  | 38  | 57  | 50  | 29  | 79       | 76    | 27  | =  | Ensemble de la construction          | 1     |                                   |         |                |
|                                         |                            | B    | -14 | -24 | -58 | -23 | -38 | -69 | -19      | -22   | -71 | =  | Evolution de l'activité              |       |                                   |         |                |
| 2                                       | Limits to production       | none | =   | 89  | 82  | 44  | 65  | 56  | 21       | 68    | 61  | 5  | S                                    | aucun | Facteurs limitant la construction |         |                |
|                                         |                            |      |     | 11  | 18  | 56  | 28  | 38  | 77       | 28    | 33  | 63 |                                      |       |                                   | — temps |                |
|                                         |                            |      |     | 0   | 0   | 0   | 0   | 0   | 0        | 0     | 0   | 0  |                                      |       |                                   |         | — main-d'œuvre |
|                                         |                            |      |     | 0   | 0   | 0   | 0   | 0   | 0        | 0     | 0   | 0  |                                      |       |                                   |         |                |
| 1                                       | 0                          | 2    | 7   | 6   | 6   | 4   | 6   | 32  | — autres |       |     |    |                                      |       |                                   |         |                |
| 3                                       | Order-books                | =    | 41  | 41  | 40  | 45  | 45  | 40  | 75       | 69    | 58  | =  | Carnets de commandes                 | 3     |                                   |         |                |
|                                         |                            | B    | -53 | -55 | -54 | -53 | -53 | -58 | -23      | -31   | -40 | =  | Perspectives d'évolution de l'emploi | 4     |                                   |         |                |
| 4                                       | Employment expectations    | =    | 53  | 56  | 60  | 52  | 46  | 51  | 55       | 50    | 54  | =  | Perspectives d'évolution des prix    | 5     |                                   |         |                |
|                                         |                            | B    | -37 | -34 | -24 | -46 | -50 | -37 | -45      | -50   | -36 | =  | Durée d'activité assurée en mois     | 6     |                                   |         |                |
| 6                                       | Months of activity assured |      |     |     | 5.5 |     |     | 4.7 |          |       | 6.1 |    |                                      |       |                                   |         |                |
| <b>Building</b>                         |                            |      |     |     |     |     |     |     |          |       |     |    |                                      |       |                                   |         |                |
| 1                                       | Trend of activity          | =    | 67  | 75  | 43  | 61  | 50  | 23  | 87       | 85    | 29  | =  | Bâtiments                            | 1     |                                   |         |                |
|                                         |                            | B    | -9  | -19 | -55 | -33 | -42 | -75 | -7       | -13   | -71 | =  | Evolution de l'activité              |       |                                   |         |                |
| 2                                       | Limits to production       | none | =   | 93  | 90  | 49  | 78  | 65  | 22       | 87    | 81  | 6  | S                                    | aucun | Facteurs limitant la construction |         |                |
|                                         |                            |      |     | 6   | 10  | 50  | 17  | 30  | 75       | 7     | 8   | 43 |                                      |       |                                   | — temps |                |
|                                         |                            |      |     | 0   | 0   | 0   | 0   | 0   | 0        | 0     | 0   | 0  |                                      |       |                                   |         | — main-d'œuvre |
|                                         |                            |      |     | 0   | 0   | 0   | 0   | 0   | 0        | 0     | 0   | 0  |                                      |       |                                   |         |                |
| 1                                       | 0                          | 2    | 6   | 7   | 6   | 6   | 11  | 51  | — autres |       |     |    |                                      |       |                                   |         |                |
| 3                                       | Order-books                | =    | 39  | 40  | 39  | 36  | 35  | 33  | 82       | 78    | 47  | =  | Carnets de commandes                 | 3     |                                   |         |                |
|                                         |                            | B    | -55 | -56 | -55 | -60 | -59 | -63 | -18      | -22   | -51 | =  | Perspectives d'évolution de l'emploi | 4     |                                   |         |                |
| 4                                       | Employment expectations    | =    | 57  | 60  | 62  | 50  | 53  | 60  |          |       |     | =  | Perspectives d'évolution des prix    | 5     |                                   |         |                |
|                                         |                            | B    | -29 | -24 | -22 | -46 | -39 | -32 |          |       |     | =  | Durée d'activité assurée en mois     | 6     |                                   |         |                |
| 6                                       | Months of activity assured |      |     |     | 7.3 |     |     | 3.4 |          |       | 5.7 |    |                                      |       |                                   |         |                |
| <b>Housing</b>                          |                            |      |     |     |     |     |     |     |          |       |     |    |                                      |       |                                   |         |                |
| 1                                       | Trend of activity          | =    | 68  | 74  | 43  | 58  | 47  | 21  | 66       | 62    | 32  | =  | Logements                            | 1     |                                   |         |                |
|                                         |                            | B    | -8  | -20 | -55 | -40 | -49 | -79 | -18      | -32   | -68 | =  | Evolution de l'activité              |       |                                   |         |                |
| 2                                       | Limits to production       | none | =   | 95  | 89  | 53  | 72  | 58  | 19       | 77    | 79  | 7  | S                                    | aucun | Facteurs limitant la construction |         |                |
|                                         |                            |      |     | 4   | 11  | 47  | 22  | 34  | 76       | 13    | 11  | 53 |                                      |       |                                   | — temps |                |
|                                         |                            |      |     | 0   | 0   | 0   | 0   | 0   | 1        | 0     | 0   | 0  |                                      |       |                                   |         | — main-d'œuvre |
|                                         |                            |      |     | 0   | 0   | 0   | 0   | 0   | 0        | 0     | 0   | 0  |                                      |       |                                   |         |                |
| 1                                       | 0                          | 1    | 8   | 9   | 8   | 10  | 10  | 40  | — autres |       |     |    |                                      |       |                                   |         |                |
| 3                                       | Order-books                | =    | 44  | 46  | 43  | 34  | 32  | 32  | 47       | 35    | 45  | =  | Carnets de commandes                 | 3     |                                   |         |                |
|                                         |                            | B    | -46 | -48 | -47 | -58 | -60 | -64 | -53      | -65   | -55 | =  | Perspectives d'évolution de l'emploi | 4     |                                   |         |                |
| 4                                       | Employment expectations    | =    |     |     |     | 46  | 53  | 65  |          |       |     | =  | Perspectives d'évolution des prix    | 5     |                                   |         |                |
|                                         |                            | B    |     |     |     | -52 | -45 | -33 |          |       |     | =  | Durée d'activité assurée en mois     | 6     |                                   |         |                |
| 6                                       | Months of activity assured |      |     |     | 8.5 |     |     | 2.8 |          |       | 2.9 |    |                                      |       |                                   |         |                |
| <b>Other buildings</b>                  |                            |      |     |     |     |     |     |     |          |       |     |    |                                      |       |                                   |         |                |
| 1                                       | Trend of activity          | =    | 66  | 76  | 42  | 67  | 56  | 30  | 92       | 90    | 29  | =  | Autres bâtiments                     | 1     |                                   |         |                |
|                                         |                            | B    | -10 | -18 | -54 | -21 | -26 | -66 | -6       | -8    | -71 | =  | Evolution de l'activité              |       |                                   |         |                |
| 2                                       | Limits to production       | none | =   | 92  | 92  | 45  | 90  | 77  | 27       | 89    | 82  | 6  | S                                    | aucun | Facteurs limitant la construction |         |                |
|                                         |                            |      |     | 8   | 8   | 55  | 8   | 21  | 72       | 6     | 8   | 40 |                                      |       |                                   | — temps |                |
|                                         |                            |      |     | 0   | 0   | 1   | 0   | 0   | 0        | 0     | 0   | 0  |                                      |       |                                   |         | — main-d'œuvre |
|                                         |                            |      |     | 0   | 0   | 1   | 0   | 0   | 0        | 0     | 0   | 0  |                                      |       |                                   |         |                |
| 0                                       | 1                          | 5    | 2   | 3   | 2   | 5   | 10  | 54  | — autres |       |     |    |                                      |       |                                   |         |                |
| 3                                       | Order-books                | =    | 32  | 34  | 36  | 38  | 41  | 32  | 91       | 88    | 47  | =  | Carnets de commandes                 | 3     |                                   |         |                |
|                                         |                            | B    | -64 | -66 | -64 | -62 | -57 | -62 | -9       | -12   | -51 | =  | Perspectives d'évolution de l'emploi | 4     |                                   |         |                |
| 4                                       | Employment expectations    | =    |     |     |     | 58  | 50  | 50  |          |       |     | =  | Perspectives d'évolution des prix    | 5     |                                   |         |                |
|                                         |                            | B    |     |     |     | -36 | -28 | -32 |          |       |     | =  | Durée d'activité assurée en mois     | 6     |                                   |         |                |
| 6                                       | Months of activity assured |      |     |     | 5.9 |     |     | 4.7 |          |       | 6.3 |    |                                      |       |                                   |         |                |
| <b>Public works (civil engineering)</b> |                            |      |     |     |     |     |     |     |          |       |     |    |                                      |       |                                   |         |                |
| 1                                       | Trend of activity          | =    | 60  | 51  | 22  | 52  | 48  | 34  | 68       | 63    | 24  | =  | Travaux publics (génie civil)        | 1     |                                   |         |                |
|                                         |                            | B    | -28 | -39 | -68 | -14 | -34 | -64 | -32      | -33   | -72 | =  | Evolution de l'activité              |       |                                   |         |                |
| 2                                       | Limits to production       | none | =   | 72  | 64  | 25  | 53  | 47  | 20       | 41    | 30  | 5  | S                                    | aucun | Facteurs limitant la construction |         |                |
|                                         |                            |      |     | 27  | 45  | 74  | 39  | 47  | 79       | 57    | 69  | 87 |                                      |       |                                   | — temps |                |
|                                         |                            |      |     | 1   | 0   | 0   | 0   | 0   | 0        | 0     | 1   | 0  |                                      |       |                                   |         | — main-d'œuvre |
|                                         |                            |      |     | 1   | 1   | 1   | 0   | 0   | 0        | 0     | 0   | 0  |                                      |       |                                   |         |                |
| 1                                       | 0                          | 2    | 8   | 6   | 5   | 2   | 0   | 8   | — autres |       |     |    |                                      |       |                                   |         |                |
| 3                                       | Order-books                | =    | 48  | 44  | 42  | 55  | 53  | 47  | 65       | 57    | 72  | =  | Carnets de commandes                 | 3     |                                   |         |                |
|                                         |                            | B    | -48 | -52 | -52 | -45 | -47 | -53 | -31      | -43   | -28 | =  | Perspectives d'évolution de l'emploi | 4     |                                   |         |                |
| 4                                       | Employment expectations    | =    | 46  | 50  | 59  | 54  | 39  | 42  |          |       |     | =  | Perspectives d'évolution des prix    | 5     |                                   |         |                |
|                                         |                            | B    | -50 | -46 | -27 | -46 | -61 | -44 |          |       |     | =  | Durée d'activité assurée en mois     | 6     |                                   |         |                |
| 6                                       | Months of activity assured |      |     |     | 2.1 |     |     | 5.9 |          |       | 6.6 |    |                                      |       |                                   |         |                |

## Meddelelse til læserne af Resultaterne af konjunkturundersøgelsen hos virksomhedsledere i Fællesskabet

Der skal gøres to vigtige bemærkninger til undersøgelsesmaterialelets fremtræden. For det første sættes tallene nu i relation til den måned, i hvilken størsteparten af spørgeskemaerne udfyldes og returneres af respondenterne (i årene før 1980 sættes tallene i relation til den foregående måned). Som følge heraf betegnes de tal, der tidligere fremstod som "december 1979", nu med "januar 1980" osv. Den nuværende praksis svarer til den, der benyttes i Kommissionens serie "Europæisk Økonomi". Begrundelsen for denne metode er, at undersøgelsen behandler virksomhedsledernes menings-tilkendegivelser snarere end mængdeopgørelser for en bestemt periode. Det kan antages, at virksomhedsledernes tilkendegivelser er baseret på den forudgående måneds resultater, men man kan ikke være sikker på, at dette altid er tilfældet, og det må derfor foretrækkes at sætte undersøgelsesresultaterne i relation til det eneste utvetydige tidspunkt, der kan være tale om, nemlig tidspunktet for spørgeskemaets udfyldelse.

Den anden vigtige ændring i materialets fremtræden er sletningen af svarkategorien "+" og "-". Denne rationalisering bevirker, at trykningen bliver meget billigere, og at tabellen bliver mere overskuelig, uden at informationsmængden forringes. Det er helt uproblematisk for de læsere, som benytter svarene "+" og "-" til databaseformål eller andre formål, at aflede dem af de viste svarkategorier "=" og "b" (nettotal).

"+" er procenten af positive svar (f. eks. "højere", "større end normalt"),

"=" er uændret,

"-" er negative svar (f. eks. "lavere", "mindre end normalt"), og

"b" er den algebraiske forskel mellem de positive og de negative svar; følgende ligninger gælder

$$(" + ") = 50 - \frac{(" = ") - (" b ") }{2}$$

og

$$(" - ") = \frac{(" = ") + (" b ") }{2} - 50.$$

## Vermerk für die Leser der Ergebnisse der Konjunkturumfrage bei den Unternehmern in der Gemeinschaft

Zwei wichtige Bemerkungen zur Darstellung der Umfragedaten sind hervorzuheben. Die Angaben beziehen sich nunmehr auf den Monat, in dem der Hauptteil der Fragebögen ausgefüllt und von den Befragten zurückgesandt worden ist. (Bis Ende 1979 geschah die Veröffentlichung unter dem vorangegangenen Monat). Infolgedessen erscheinen die vorher unter „Dezember 1979“ ausgewiesenen Daten nunmehr unter „Januar 1980“ u.s.w. Dies entspricht dem in der Kommissionsveröffentlichung „Europäische Wirtschaft“ angewendeten Verfahren. Es lässt sich damit begründen, dass die Umfrage auf der Meinung der Unternehmensleiter abstellt und nicht auf quantitative Daten für einen fest umrissenen Zeitabschnitt. Es lässt sich zwar vorbringen, dass die Meinungen der Unternehmensleiter auf der Rechnungslegung des Vormonats fussen, ist nicht mit Sicherheit festzustellen, ob dies immer der Fall ist; es scheint daher zweckmäßiger, die Umfrage-ergebnisse mit dem Zeitpunkt zu datieren, auf den die bezogen werden können, nämlich demjenigen der Ausfüllung der Fragebögen.

Die zweite wichtige Änderung bei der Wiedergabe der Daten ist der Wegfall der Antwortkategorien „+“ und „-“. Diese Rationalisierung führt zu einer erheblichen Einsparung am Druckraum und gestattet eine Vereinfachung des Tabellenschemas ohne den Informationsgehalt zu beeinträchtigen. Diejenigen Leser, welche die „+“ und „-“ Antworten als Datenbasis oder für andere Zwecke benutzen, können diese nämlich ohne weiteres aus den unter „=“ und „s“ (Nettosaldo) ausgewiesenen Angaben ableiten.

Ist

„+“ der Prozentsatz an positiven Antworten (d.h. „höher“, „übernormal“),

„=“ keine Veränderung,

„-“ negative Antworten (d.h. „niedriger“, „unternormal“), und

„s“ die algebraische Differenz zwischen positiven und negativen Antworten,  
dann gelten folgende Gleichungen:

$$(„ + “ ) = 50 - \frac{ („ = “ ) - („ s “ ) }{2}$$

und

$$(„ - “ ) = \frac{ („ = “ ) + („ s “ ) }{2} - 50.$$

**Note to readers of  
Results of the business survey  
carried out among managements  
in the Community**

Two important remarks on the presentation for the survey data should be noted. Firstly, the data are now presented as relating to the month in which the bulk of the questionnaires are filled in and returned by the respondents. (In years previous to 1980, the data had been associated with the preceding month). As a result, what had previously appeared as the "December 1979" survey data are now entitled "January 1980", and so forth. The present practice corresponds to that adopted in the Commission's "European Economy" series. It can be justified on the grounds that the survey is concerned with the state of opinion of chief executives, rather than with quantitative data relating to a well-defined period. While there is substance in the argument that chief executives' opinions are based on the preceding month's accounts, it is not possible to be sure that this is always the case and so it seems preferable to date the survey results according to the one definite point in time to which they can be related, namely, that in which the questionnaires are completed.

The second important change in the presentation of the data is the elimination of the answer categories "+" and "-". This rationalisation permits a considerable economy in printing and a simpler table design without sacrificing information. It is, in effect, a simple matter for those readers who use the "+" and "-" answers for data base or other purposes, to derive them from the "=" and "b" (net balance) data shown.

Thus, where

"+" is the percentage of positive (e.g., "higher", "above normal") answers,

"=" no change,

"-" negative (e.g., "lower", "below normal") answers, and

"b" is the algebraic difference between positive and negative replies, the following equations hold:

$$(+)=50-\frac{("=)-("b")}{2}$$

and

$$(-)=\frac{("=)+("b")}{2}-50.$$

**Note aux lecteurs des  
Résultats des enquêtes de conjoncture  
auprès des chefs d'entreprise  
de la Communauté**

Deux remarques importantes sont à signaler en ce qui concerne la présentation des données relatives aux enquêtes. Premièrement, les données se réfèrent désormais au mois au cours duquel les questionnaires sont remplis et retournés par les participants (jusqu'à la fin de 1979, les données se réfèrent au mois précédent). En conséquence, ce qui figurait précédemment comme résultat de "décembre 1979" est maintenant désigné comme résultat de "janvier 80", et ainsi de suite. Ce nouveau système correspond à celui qui a été adopté dans les séries "Economie Européenne" publiées par la Commission. Il se justifie du fait que l'enquête s'appuie sur l'avis des chefs d'entreprise plutôt que sur des données quantitatives concernant une période bien définie. Tout en reconnaissant le bien-fondé de l'argument suivant lequel les estimations des chefs d'entreprise sont basées sur les éléments du mois précédent, rien ne permet de vérifier si cette règle est toujours appliquée et il semble donc préférable de dater les résultats des enquêtes d'après le seul point fixe de référence, c'est-à-dire le moment où sont fournies les réponses au questionnaire.

Le deuxième changement important intervenu dans la présentation des données est l'élimination des catégories de réponses "+" et "-". Cette rationalisation a permis de réduire considérablement les frais d'impression et de disposer plus simplement les tableaux, sans nuire à l'information. Il est en effet fort aisé, pour les utilisateurs des réponses "+" et "-" (banques de données ou autres usages), de les déduire des indications "=" et "s" (solde net).

Ainsi, puisque

"+" est le pourcentage des réponses positives ("augmentation", "supérieur à la normale"),

"=" stabilité,

"-" réponses négatives ("diminution", "inférieur à la normale"), et

"s" est la différence algébrique entre les réponses positives et négatives, les équations suivantes sont d'application:

$$(+)=50-\frac{("=)-("s")}{2}$$

et

$$(-)=\frac{("=)+("s")}{2}-50.$$

## Nota ai lettori della serie

# Risultati dell'inchiesta congiunturale effettuata presso gli imprenditori della Comunità

Due osservazioni sono da rilevare più particolarmente nella presentazione dei dati delle inchieste. Primo, i dati si riferiscono ora al mese in cui i questionari sono stati completati e rinviati dai partecipanti (fino alla fine del 1979, i dati si riferivano al mese precedente). Di conseguenza, ciò che prima figurava come risultato di "Dicembre 79" è d'ora innanzi indicato come risultato di "Gennaio 80", e così via. Questo sistema corrisponde a quello che è stato adottato per le serie "Economia Europea" edite dalla Commissione, e si giustifica in quanto l'inchiesta si basa sull'opinione degli imprenditori più che su dati quantitativi relativi ad un periodo ben definito. Se è pur valido l'argomento secondo il quale le valutazioni degli imprenditori si fondano su elementi del mese precedente, è anche evidente che nulla permette di controllare se così sempre avviene, per cui sembra più indicato attribuire ai risultati delle inchieste l'unica data certa di riferimento, e cioè il momento in cui sono completati i questionari.

Il secondo cambiamento importante nella presentazione dei dati riguarda l'eliminazione delle categorie di risposte "+" e "-". Tale razionalizzazione ha permesso di ridurre notevolmente i costi e di semplificare la disposizione delle tabelle senza nuocere all'informazione. Infatti, i lettori che devono adoperare le risposte "+" e "-" (per banche di dati o altri scopi) possono dedurle facilmente dalle indicazioni "=" e "s" (saldo netto).

Così, poichè

"+" è la percentuale di risposte positive ("aumento", "superiore al normale"),

"=" invarianza,

"-" risposte negative ("diminuzione", "inferiore al normale"), e

"s" è la differenza algebrica tra risposte positive e negative, si applicano le seguenti equazioni:

$$(" + ") = 50 - \frac{(" = ") - (" s ") }{2}$$

e

$$(" - ") = \frac{(" = ") + (" s ") }{2} - 50.$$

## Mededeling aan de lezers van

# Resultaten van de conjunctuurenquête bij het bedrijfsleven in de Gemeenschap

De aandacht moge worden gevestigd op twee belangrijke opmerkingen betreffende de opstelling van de enquêteresultaten. In de eerste plaats worden de gegevens nu vermeld voor de maand waarin het grootste deel van de vragenlijsten door de geënquêteerden werden ingevuld en teruggezonden. (Tot eind 1979 werden deze gegevens in verband gebracht met de voorafgaande maand). Als gevolg van deze veranderingen zijn de gegevens die vroeger met „december 1979” zouden zijn gedateerd nu vermeld onder „januari 1980”, enz. De nieuwe handelwijze komt overeen met die welke wordt aangehouden in de series „Europese economie” van de Commissie. Deze methode werd gekozen op grond van de overweging dat de enquête in meerdere mate betrekking heeft op de meningen van de ondernemers dan op kwantitatieve gegevens voor een bepaalde periode. Hoewel het argument kan worden aangevoerd dat de opvattingen van de ondernemers gebaseerd zijn op de rekeningen van de voorafgaande maand is het niet zeker dat dit altijd het geval is, zodat het de voorkeur verdient de enquêteresultaten te relateren aan een wel bepaald tijdstip, namelijk dat waarop de vragenlijsten werden ingevuld.

De tweede belangrijke verandering in de opstelling van de cijfers is de afschaffing van de antwoordcategorieën „+” en „-”. Door deze rationalisering kan aanzienlijk op het drukwerk worden bezuinigd, daar de tabel eenvoudiger wordt zonder dat informatie verloren gaat. Voor die lezers die „+” en „-” antwoorden gebruiken als basisgegevens of voor andere doeleinden is het immers eenvoudig deze af te leiden uit de „=” en „s” (saldo) gegevens die worden vermeld.

Indien namelijk

„+” het percentage positieve (d.w.z. „hoger”, „groter dan normaal”) antwoorden,

„=” geen verandering,

„-” het percentage negatieve (d.w.z. „lager”, „kleiner dan normaal”) antwoorden en

„s” het rekenkundige verschil tussen negatieve en positieve antwoorden aangeven, gelden de volgende vergelijkingen:

$$(" + ") = 50 - \frac{(" = ") - (" s ") }{2}$$

en

$$(" - ") = \frac{(" = ") + (" s ") }{2} - 50.$$

## BUSINESS SURVEYS DIVISION

As from 01 January 1982,  
the telephone number of the Commission in Brussels will be :

**235 11 11**

Individual extensions within the Commission  
can be reached by dialling 235 + the extension in question.

|                    |                    |
|--------------------|--------------------|
| ex. : T.P. de Hóra | tel. no. 235 52 91 |
| J.-M. Courtois     | 235 17 20          |
| F.-J. Klein        | 235 49 63          |
| M. Harvey          | 235 58 05          |
| N. Callegari       | 235 15 76          |
| J. Vanden Bloock   | 235 15 76          |

---

## DIVISION ENQUETES DE CONJONCTURE

A partir du 1er janvier 1982,  
le numéro téléphonique de la Commission à Bruxelles sera :

**235 11 11**

Les postes individuels à l'intérieur de la Commission pourront être atteints  
en formant le 235 suivi par l'extension en question.

|                    |                    |
|--------------------|--------------------|
| ex. : T.P. de Hóra | no. tél. 235 52 91 |
| J.-M. Courtois     | 235 17 20          |
| F.-J. Klein        | 235 49 63          |
| M. Harvey          | 235 58 05          |
| N. Callegari       | 235 15 76          |
| J. Vanden Bloock   | 235 15 76          |

**Salgs- og abonnementskontorer · Vertriebsbüros · Γραφεία πώλησεως ·  
Sales Offices · Bureaux de vente · Uffici di vendita · Verkoopkantoren**

**Belgique — België**

*Moniteur belge — Belgisch Staatsblad*  
Rue de Louvain 40-42 — Leuvensestraat 40-42  
1000 Bruxelles — 1000 Brussel  
Tél 512 00 26

*Sous-dépôts — Agentschappen*

Librairie européenne — Europese Boekhandel  
Rue de la Loi 244 — Wetstraat 244  
1040 Bruxelles — 1040 Brussel

**CREDOC**

Rue de la Montagne 34 - Bte 11  
Bergstraat 34 - Bus 11  
1000 Bruxelles — 1000 Brussel

**Danmark**

*Schultz Forlag*

Møntergade 21  
1116 København K  
Tlf (01) 12 11 95

*Underagentur .*

Europa Bøger  
Gammel Torv 6 — Postbox 137  
1004 København K  
Tlf (01) 15 62 73

**BR Deutschland**

*Verlag Bundesanzeiger*

Breite Straße — Postfach 10 80 06  
5000 Köln 1  
Tel (0221) 20 29-0  
(Fernschreiber Anzeiger Bonn 8 882 595)

**Greece**

*G C. Eleftheroudakis S A*

International bookstore  
4 Nikis street  
Athens (126)  
Telex 219410 elef gr

*Sub-agent for Northern Greece*

Molho's Bookstore  
10 Tsimiski Street  
Thessaloniki  
Tel 275 271  
Telex 412885 lmo

**France**

*Service de vente en France des publications des  
Communautés européennes*

*Journal officiel*

26, rue Desaix  
75732 Paris Cedex 15  
Tél (1) 578 61 39

*« Service de documentation »*

D E P.P — Maison de l'Europe  
37, rue des Francs-Bourgeois  
75004 Paris  
Tél 887 96 50

**Ireland**

*Government Publications*

Sales Office  
G P O Arcade  
Dublin 1

or by post

*Stationery Office*

Dublin 4  
Tel 78 96 44

**Italia**

*Libreria dello Stato*

Piazza G. Verdi, 10  
00198 Roma — Tel (6) 8508  
Telex 62008

**Nederland**

*Staatsdrukkerij- en uitgeverijbedrijf*

Christoffel Plantijnstraat  
Postbus 20014  
2500EA s-Gravenhage  
Tel (070) 78 99 11

**United Kingdom**

*H M Stationery Office*

P.O Box 569  
London SE1 9NH  
Tel (01) 928 69 77 ext 365

**España**

*Libreria Mundi-Prensa*

Castelló 37  
Madrid 1  
Tel 275 46 55

**Portugal**

*Livraria Bertrand, s a r.l.*

Rua João de Deus — Venda Nova  
Amadora  
Tél 97 45 71  
Télex 12 709 — litran — p.

**Schweiz - Suisse - Svizzera**

*Librairie Payot*

6, rue Grenus  
1211 Genève  
Tél 31 89 50

**Sverige**

*Librairie C E Fritzes*

Regeringsgatan 12  
Box 16356  
103 27 Stockho'm  
Tél 08-23 89 00

**United States of America**

*European Community Information Service*

2100 M Street, N.W.  
Suite 707  
Washington, D.C 20 037  
Tel (202) 862 95 00

**Grand-Duché de Luxembourg**

\*

\*\*

**Andre lande · Andere Länder · Άλλες χώρες · Other countries · Autres pays · Altri paesi · Andere landen**

Kontoret for De europæiske Fællesskabers officielle Publikationer · Amt für amtliche Veröffentlichungen der Europäischen Gemeinschaften ·  
Υπηρεσία Έπίσημων Εκδόσεων των Ευρωπαϊκών Κοινοτήτων · Office for Official Publications of the European Communities ·  
Office des publications officielles des Communautés européennes · Ufficio delle pubblicazioni ufficiali delle Comunità europee ·  
Bureau voor officiële publikaties der Europese Gemeenschappen

L-2985 Luxembourg - 5, rue du Commerce · Tél 49 00 81

Pris i Luxembourg (moms ikke medregnet) • Öffentliche Preise in Luxembourg (ohne MwSt.) •  
 Price (excluding VAT) in Luxembourg • Prix publics au Luxembourg, TVA exclue • Prezzi pubblici  
 nel Lussemburgo, IVA esclusa • Vastgestelde prijzen in Luxembourg (exclusief BTW)

|                                                                                                        | ECU  | BFR   | DKR   | DM    | FF    | IRL  | LIT    | HFL   | UKL  | USD  |
|--------------------------------------------------------------------------------------------------------|------|-------|-------|-------|-------|------|--------|-------|------|------|
| Pris pr. hæfte<br>Einzelpreis<br>Single copy<br>Prix par numéro<br>Prezzo unitario<br>Prijs per nummer | 5,20 | 210   | 40,50 | 13,20 | 30,50 | 3,50 | 6 300  | 14,25 | 3,05 | 7,30 |
| Abonnement 1981<br>Subscription 1981<br>Abbonamento 1981                                               | 48,8 | 2 000 | 386   | 126   | 290   | 34   | 60 000 | 136   | 30   | 70   |



KONTORET FOR DE EUROPÆISKE FÆLLESSKABERS OFFICIELLE PUBLIKATIONER  
 AMT FÜR AMTLICHE VERÖFFENTLICHUNGEN DER EUROPÄISCHEN GEMEINSCHAFTEN  
 OFFICE FOR OFFICIAL PUBLICATIONS OF THE EUROPEAN COMMUNITIES  
 OFFICE DES PUBLICATIONS OFFICIELLES DES COMMUNAUTÉS EUROPÉENNES  
 UFFICIO DELLE PUBBLICAZIONI UFFICIALI DELLE COMUNITÀ EUROPEE  
 BUREAU VOOR OFFICIELE PUBLIKATIES DER EUROPESE GEMEENSCHAPPEN

ISSN 0378-4479