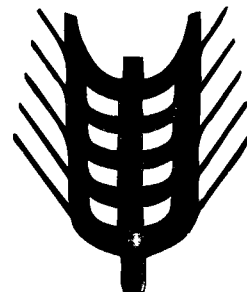




Comisión Europea  
Europa-Kommissionen  
Europäische Kommission  
Ευρωπαϊκή Επιτροπή  
European Commission  
Commission européenne  
Commissione europea  
Europese Commissie  
Comissão Europeia  
Euroopan komissio  
Europeiska kommissionen



Mercados agrarios  
Landbrugsmarkeder  
Agrarmärkte  
Γεωργικές αγορές  
Agricultural markets  
Marchés agricoles  
Mercati agricoli  
Landbouwmakten  
Mercados agrícolas  
Maatalousmarkkinat  
Jordbruksmarknader

Precios □ Priser □ Preise □ Τιμές □ Prices □ Prix □ Prezzi □ Prijzen □ Preços □ Hinnat □ Priser

*Basée sur des informations rassemblées par les services de la direction générale de l'agriculture, dans le cadre de l'application de la politique agricole commune, la publication Marchés agricoles – Prix contient des données concernant les prix fixés par le Conseil ou par la Commission et les prix constatés sur les différents marchés de la Communauté.*

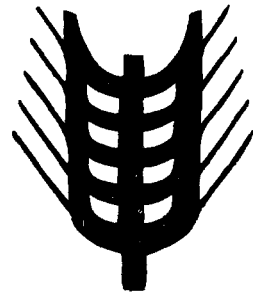
*La table des matières (page 1) mentionne les produits traités.*

*Les tableaux donnent l'évolution, pour une période de plusieurs semaines et de plusieurs mois, des:*

*— prix de marché.*



Comisión Europea  
Europa-Kommissionen  
Europäische Kommission  
Ευρωπαϊκή Επιτροπή  
European Commission  
Commission européenne  
Commissione europea  
Europese Commissie  
Comissão Europeia  
Euroopan komissio  
Europeiska kommissionen



Mercados agrarios  
Landbrugsmarkeder  
Agrarmärkte  
Γεωργικές αγορές  
Agricultural markets  
Marchés agricoles  
Mercati agricoli  
Landbouwmakten  
Mercados agrícolas  
Maatalousmarkkinat  
Jordbruksmarknader

Precios □ Priser □ Preise □ Τιμές □ Prices □ Prix □ Prezzi □ Prijzen □ Preços □ Hinnat □ Priser

CEE : VI/14

DIRECCIÓN GENERAL DE AGRICULTURA, Dirección «Asuntos Generales»  
GENERALDIREKTORATET FOR LANDBRUG, Direktorat Generelle Anliggender  
GENERALDIREKTION LANDWIRTSCHAFT, Direktion Allgemeine Angelegenheiten  
ΓΕΝΙΚΗ ΔΙΕΥΘΥΝΣΗ ΓΕΩΡΓΙΑΣ, Διεύθυνση Γενικών Υποθέσεων  
DIRECTORATE-GENERAL FOR AGRICULTURE, Directorate 'General matters'  
DIRECTION GÉNÉRALE DE L' AGRICULTURE, direction «affaires générales»  
DIREZIONE GENERALE DELL'AGRICOLTURA, direzione Affari generali  
DIRECTORAAT-GENERAAL LANDBOUW, Directoraat algemene zaken  
DIRECÇÃO GERAL DE AGRICULTURA, Direcção «Assuntos Gerais»  
MAATALOUDEN PÄÄOSASTO, Yleisten asioiden osasto  
GENERALDIREKTORATET FÖR JORDBRUK, Direktoratet "Allmänna angelägenheter"

Rue de la Loi 200, B-1049 Bruxelles  
Bâtiment Berlaymont

Tél. (32-2)299 11 11

Télex 22037 (AGREC)

Luxembourg: Office des publications officielles des Communautés européennes, 2001

ISSN 1014-8159

- © Comunidades Europeas, 2001  
Reproducción autorizada, con indicación de la fuente bibliográfica.
- © De Europæiske Fællesskaber, 2001  
Eftertryk tilladt med kildeangivelse.
- © Europäische Gemeinschaften, 2001  
Nachdruck mit Quellenangabe gestattet.
- © Ευρωπαϊκές Κοινότητες, 2001  
Επιτρέπεται η αναπαραγωγή με αναφορά της πηγής.
- © European Communities, 2001  
Reproduction is authorized provided the source is acknowledged.
- © Communautés européennes, 2001  
Reproduction autorisée, moyennant mention de la source.
- © Comunità europee, 2001  
Riproduzione autorizzata con citazione della fonte.
- © Europese Gemeenschappen, 2001  
Overneming met bronvermelding toegestaan.
- © Comunidades Europeias, 2001  
Reprodução autorizada mediante indicação da fonte.
- © Europeiska gemenskaperna, 2001  
Kopiering tillåten med angivande av källan.
- © Euroopan yhteisöt, 2001  
Tekstin jäljentäminen on sallittua, kunhan lähde mainitaan.

**Index**

<b>Korn</b>	<b>Getrelde</b>	<b>Cereals</b>	<b>Céréales</b>	<b>Cereall</b>	<b>Granen</b>	<b>4 - 10</b>
<b>Riz</b>	<b>Reis</b>	<b>Rice</b>	<b>Riz</b>	<b>Riso</b>	<b>Rijst</b>	<b>11 - 14</b>
<b>Olivenolie</b>	<b>Olivenöl</b>	<b>Olive oil</b>	<b>Huile d'olive</b>	<b>Ollo d'oliva</b>	<b>Oljfolle</b>	<b>15 - 18</b>
<b>Svinekød</b>	<b>Schweinefleisch</b>	<b>Pork</b>	<b>Vlande porcine</b>	<b>Carni suine</b>	<b>Varkensvlees</b>	<b>19 - 28</b>
<b>Æg</b>	<b>Eier</b>	<b>Eggs</b>	<b>Œufs</b>	<b>Uova</b>	<b>Eieren</b>	<b>29 - 32</b>
<b>Fjærkræ</b>	<b>Geflügel</b>	<b>Poultry</b>	<b>Volaille</b>	<b>Pollama</b>	<b>Gevogelte</b>	<b>33 - 36</b>
<b>Oksekød</b>	<b>Rindfleisch</b>	<b>Beef</b>	<b>Vlande bovine</b>	<b>Carne bovina</b>	<b>Rundvlees</b>	<b>37 - 40</b>
<b>Mejeriprodukter</b>	<b>Milcherzeugnisse</b>	<b>Milk products</b>	<b>Produits laitiers</b>	<b>Prodotti lattiero</b>	<b>Zuivelprodukten</b>	<b>41 - 54</b>
<b>Farekød</b>	<b>Schaf-fleisch</b>	<b>Sheep</b>	<b>Vlande ovine</b>	<b>Carne ovine</b>	<b>Schapevlees</b>	<b>55 - 57</b>



***Korn***  
***Getreide***  
***Cereals***  
***Céréales***  
***Cereali***  
***Granen***

MN / T	Blé tendre panifiable				Brotweizen		Bread making wheat		Trigo blando panificable				
	Grano tenero panificabile				Broodtarwe		Trigo panificavel						
€ / T	janv-01	févr-01	mars-01	avr-01	mai-01	juin-01	juil-01	août-01	sept-01	oct-01	nov-01	déc-01	2001
Belgique	5.145,7 127,559	5.073,2 125,761	5.014,5 124,307	5.041,7 124,98	5.173,3 128,244	5.162,5 127,975	5.150,0 127,665	5.091,9 126,225	5.056,0 125,335				
Danmark	971,61 130,170	981,43 131,510	990,00 132,641	990,00 132,648	990,00 132,697	990,00 132,799	- -	- -	980,00 131,746				
Deutschland	255,01 130,383	253,69 129,71	249,09 127,357	245,34 125,44	246,10 125,829	243,14 124,313	239,14 122,271	235,44 120,382	236,66 121				
Ellas	51.177 150,191	51.643 151,556	51.710 151,753	51.250 150,403	53.250 156,273	49.333 144,779	49.542 145,391	53.467 156,909	54.250 159,208				
España	24.656 148,187	24.736 148,666	24.523 147,384	24.586 147,763	25.287 151,977	25.159 151,211	25.720 154,581	26.239 157,699	26.366 158,462				
Finland	787,8 132,501	786,6 132,301	797,6 134,143	792,8 133,331	795,0 133,709	795,0 133,710	- -	784,5 131,939	787,1 132,379				
France	806,72 122,984	804,71 122,678	798,30 121,7	799,26 121,847	806,32 122,922	796,93 121,492	821,07 125,172	817,70 124,658	797,99 121,653				
Italia	324.102 148,946	319.315 148,946	312.875 148,946	307.257 158,685	310.206 160,208	302.983 156,478	293.114 151,381	289.709 149,622	289.134 149,325				
Nederland	- -	- -	- -	- -	- -	- -	- -	281,00 127,512	281,00 127,512				
Österreich	1.927,3 140,06	1.971,9 143,301	1.973,4 143,412	1.970,0 143,166	1.937,5 140,804	1.775,0 128,994	1.675,0 121,727	1.628,5 118,347	1.632,5 118,638				
Portugal	31.070 154,977	30.789 153,473	30.716 153,211	30.658 152,919	30.709 153,176	30.438 151,822	28.220 140,762	29.293 146,111	30.595 152,607				
Sweden	1.125,0 126,147	1.146,4 127,462	1.148,6 125,658	1.150,0 126,365	1.156,3 127,607	1.160,0 126,052	- -	1.181,9 124,829	1.190,6 122,667				
United-Kingdom	85,45 134,485	85,86 135,318	85,43 136,044	90,78 146,647	95,75 156,551	89,32 146,018	90,66 148,511	95,84 153,324	97,30 156,034				

MN / T	Blé tendre fourrager				Futterweizen		Feed wheat		Trigo blando forrajero				
	Grano tenero da foraggio				Voeder tarwe		Trogo mole forrageiro						
€ / T	janv-01	févr-01	mars-01	avr-01	mai-01	juin-01	juil-01	août-01	sept-01	oct-01	nov-01	déc-01	
Belgique	4.632,8 114,844	4.535,1 112,422	4.484,4 111,165	4.604,2 114,125	4.815,0 119,360	4.804,2 119,075	4.833,3 119,800	4.832,8 119,825	4.779,5 118,475				
Danmark	877,10 117,507	900,18 120,622	894,35 119,826	891,25 119,417	925,00 123,985	917,50 123,074	- -	- -	825,83 111,021				
Deutschland	242,88 124,184	239,38 122,393	235,10 120,205	235,01 120,159	240,17 122,795	240,67 123,051	236,60 120,974	228,85 117,011	227,49 116,312				
Irland	100,92 128,141	102,42 130,046	102,58 130,251	102,81 130,545	107,45 136,433	109,31 138,798	109,69 139,274	107,70 136,750	105,13 133,481				
Nederland	281,13 127,570	271,52 123,210	269,77 122,418	276,63 125,527	286,50 130,008	288,38 130,859	286,00 129,781	282,38 128,136	279,00 126,605				
Österreich	1.715,30 124,658	1.725,00 125,381	1.720,50 125,033	1.705,00 123,907	1.705,00 123,907	1.705,00 123,907	- -	1.531,00 111,262	1.532,50 111,371				
Portugal	27.785 138,591	27.622 137,780	27.146 135,404	27.681 138,073	28.760 143,454	28.497 142,142	27.522 137,279	27.559 137,464	27.903 139,180				
United-Kingdom	74,69 117,530	76,18 120,054	75,00 119,399	77,89 125,829	83,53 137,134	82,18 134,357	81,19 132,983	81,38 130,187	82,39 132,147				



MN / T	Blé tendre panifiable				Brotweizen		Bread making wheat			Trigo blando panificable			
€ / T	Grano tenero panificabile				Broodtarwe		Trigo panificavel						
	1-juil	8-juil	15-juil	22-juil	29-juil	5-août	12-août	19-août	26-août	2-sept	9-sept	16-sept	23-sept
Belgique	5.150,0 127,665	5.150,0 127,665	- -	- -	- -	5.101,5 126,463	5.088,7 126,145	5.088,7 126,145	5.088,7 126,145	5.083,0 126,004	5.075,0 125,806	5.061,3 125,467	5.004,7 124,062
Danmark	- -	- -	- -	- -	- -	- -	- -	- -	- -	- -	980,00 131,680	980,00 131,752	980,00 131,805
Deutschland	245,21 125,376	238,64 122,016	236,88 121,112	235,83 120,58	233,64 119,46	234,14 119,715	236,22 120,779	236,22 120,779	237,00 121,176	238,00 121,687	236,55 120,946	236,20 120,767	235,88 120,601
Ellas	49.167 144,290	49.167 144,290	49.167 144,290	50.667 148,692	50.333 147,713	52.750 154,806	54.750 160,675	54.750 160,675	54.750 160,675	54.750 160,675	54.750 160,675	- -	53.250 156,273
España	25.482 153,150	25.686 154,373	25.727 154,620	25.986 156,181	26.109 156,915	26.101 156,871	26.322 158,198	26.322 158,198	26.341 158,313	26.326 158,224	26.329 158,238	26.406 158,704	26.403 158,682
Finland	- -	- -	- -	- -	- -	786,1 132,213	783,8 131,817	783,8 131,817	784,3 131,910	786,0 132,187	786,0 132,187	786,0 132,187	790,5 132,953
France	812,76 123,904	840,83 128,152	817,86 124,682	813,04 123,948	822,49 125,388	825,13 125,791	811,67 123,738	811,67 123,738	817,56 124,636	807,51 123,104	797,83 121,629	791,84 120,716	794,78 121,163
Italia	290.111 149,830	296.444 153,101	293.150 151,399	292.750 151,193	293.150 151,399	- -	286.167 147,793	286.167 147,793	293.350 151,503	292.400 151,012	288.056 148,768	289.278 149,400	286.800 148,120
Nederland	- -	- -	- -	- -	- -	- -	281,00 127,512	281,00 127,512	281,00 127,512	281,00 127,512	281,00 127,512	281,00 127,512	281,00 127,512
Österreich	- -	- -	- -	1.675,0 121,727	1.640,0 119,183	1.605,0 116,64	1.632,5 118,638	1.632,5 118,638	1.632,5 118,638	1.632,5 118,638	1.632,5 118,638	1.632,5 118,638	1.632,5 118,638
Portugal	28.725 143,280	27.940 139,364	28.076 140,042	28.140 140,362	28.380 141,559	29.500 147,145	29.500 147,145	29.500 147,145	29.583 147,561	30.875 154,004	30.675 153,008	30.415 151,709	30.415 151,709
Sweden	- -	- -	- -	- -	- -	1.180,0 124,595	1.180,0 125,199	1.180,0 125,199	1.187,5 124,323	1.187,5 125,034	1.192,5 122,674	1.192,5 121,265	1.190,0 121,696
United-Kingdom	88,50 146,233	92,13 151,336	90,30 147,092	91,77 149,384	94,00 151,735	95,03 150,227	96,60 154,092	96,60 154,092	96,97 156,474	96,00 155,945	98,82 156,758	98,45 156,899	95,93 154,532

MN / T	Blé tendre fourager				Futterweizen		Feed wheat			Trigo blando forrajero			
€ / T	Grano tenero da foraggio				Voeder tarwe		Trogo mole forrageiro						
	1-juil	8-juil	15-juil	22-juil	29-juil	5-août	12-août	19-août	26-août	2-sept	9-sept	16-sept	23-sept
Belgique	4.850,0 120,200	4.850,0 120,200	4.800,0 119,000	- -	- -	4.876,0 120,900	4.824,0 119,600	4.824,0 119,600	4.807,3 119,200	4.861,0 120,500	4.793,7 118,800	4.746,7 117,700	4.716,7 116,900
Danmark	- -	- -	- -	- -	- -	- -	- -	- -	- -	- -	822,50 110,517	830,00 111,586	825,00 110,959
Deutschland	241,14 123,294	237,36 121,359	236,71 121,030	231,20 118,211	228,00 116,575	228,60 116,881	229,08 117,128	229,08 117,128	229,50 117,341	229,38 117,278	228,93 117,049	226,39 115,751	225,25 115,168
Irland	109,50 139,036	109,50 139,036	109,50 139,036	110,25 139,989	111,75 141,893	111,75 141,893	105,00 133,322	105,00 133,322	105,00 133,322	105,00 133,322	105,00 133,322	105,00 133,322	105,50 133,957
Nederland	287,50 130,462	292,50 132,731	286,50 130,008	277,50 125,924	286,00 129,781	282,50 128,193	- -	281,00 127,512	280,00 127,058	281,00 127,512	- -	- -	277,00 125,697
Österreich	- -	- -	- -	- -	1.532,50 111,371	1.525,00 110,826	1.532,50 111,371	1.532,50 111,371	1.532,50 111,371	1.532,50 111,371	1.532,50 111,371	1.532,50 111,371	1.532,50 111,371
Portugal	27.263 135,985	27.325 136,297	27.750 138,416	27.750 138,416	27.713 138,229	27.783 138,583	27.500 137,169	27.500 137,169	27.300 136,172	27.900 139,165	27.963 139,476	28.250 140,910	27.500 137,169
United-Kingdom	81,78 135,134	81,18 133,344	80,82 131,650	80,97 131,803	81,23 131,120	83,61 132,176	80,08 127,740	80,08 127,740	81,90 132,161	82,96 134,758	81,87 129,872	82,46 131,414	82,28 132,544

MN / T	Orge fourrager			Futtergerste			Feed Barley		Cebada forrajero				
	Orzo da foraggjo			Voedergerst			Cevada forrageiro						
€ / T	janv-01	févr-01	mars-01	avr-01	mai-01	juin-01	juil-01	août-01	sept-01	oct-01	nov-01	déc-01	
Belgique	4.974,7 123,321	4.800,0 118,989	4.695,4 116,396	4.672,9 115,825	4.716,7 116,900	4.637,5 114,950	4.537,6 112,500	4.535,0 112,440	4.525,5 112,200				
Danmark	963,39 129,067	943,04 126,365	933,23 125,034	925,00 123,925	926,25 124,150	912,50 122,400	- -	- -	820,83 110,333				
Deutschland	236,79 121,067	229,27 117,222	226,16 115,633	226,09 115,600	228,27 116,712	223,57 114,309	202,35 103,463	201,79 103,173	206,75 105,709				
Ellas	48.833 143,310	49.000 143,799	49.774 146,072	49.500 145,268	49.125 144,168	48.625 142,700	48.990 143,770	52.650 154,512	52.750 154,805				
España	19.626 117,957	19.434 116,798	19.232 115,585	19.198 115,380	20.041 120,449	19.996 120,178	21.391 128,562	22.716 136,527	22.710 136,491				
Finland	677,4 113,935	674,2 113,399	675,0 113,528	673,8 113,321	671,6 112,946	640,8 107,775	- -	617,6 103,873	608,6 102,345				
France	788,08 120,143	776,17 118,327	764,04 116,477	729,78 111,255	725,18 110,554	728,83 111,109	739,74 112,773	728,20 111,014	705,61 107,570				
Ireland	94,36 119,817	94,76 120,325	95,23 120,912	95,13 120,784	95,90 121,768	96,56 122,609	97,13 123,324	94,95 120,561	95,00 120,625				
Italia	295.755 152,745	294.604 152,150	289.210 149,364	280.750 144,995	275.150 142,103	261.079 134,836	266.069 137,413	269.289 139,076	272.810 140,894				
Nederland	289,34 131,296	280,18 127,139	276,94 125,668	270,50 122,748	280,80 127,421	278,13 126,208	262,33 119,042	251,90 114,308	252,00 114,353				
Österreich	1.746,6 126,931	1.773,4 128,877	1.772,7 128,830	1.755,0 127,541	1.679,0 122,018	1.650,0 119,910	1.493,8 108,555	1.514,5 110,063	1.525,0 110,826				
Portugal	27.758 138,456	28.500 142,157	28.500 142,157	- -	- -	28.250 140,910	26.969 134,520	27.425 136,795	28.250 140,910				
Sweden	1.038,1 116,401	1.051,4 116,900	1.061,8 116,156	1.067,5 117,299	1.068,8 117,950	1.072,5 116,543	- -	1.065,0 112,486	1.064,7 109,695				
United-Kingdom	74,94 117,938	75,42 118,857	74,39 118,428	75,44 121,876	76,18 125,029	76,39 124,898	73,23 119,963	70,40 112,610	70,07 112,368				

MN / T	Avoine fourrager			Futterhafer			Feed oats		Avena forrajero				
	Avena da foraggjo			Voederhaver			Aveia forrageiro						
€ / T	janv-01	févr-01	mars-01	avr-01	mai-01	juin-01	juil-01	août-01	sept-01	oct-01	nov-01	déc-01	
Belgique	6.039,5 149,715	5.975,0 148,116	5.912,9 146,577	5.993,8 148,581	5.985,0 148,364	6.150,0 152,455	- -	- -	5.733,3 142,126				
Deutschland	277,79 142,031	271,38 138,756	260,77 133,329	254,09 129,915	255,87 130,823	256,23 131,010	255,14 130,451	237,65 121,508	235,17 120,239				
Finland	668,2 112,391	671,9 113,004	673,7 113,302	672,5 113,102	664,1 111,690	656,2 110,360	- -	642,1 107,989	647,4 108,889				
Österreich	1.700,0 123,544	1.700,0 123,544	- -	- -	1.791,3 130,176	1.875,0 136,262	- -	1.575,0 114,460	1.575,0 114,460				
Sweden	982,1 110,128	1.009,8 112,272	1.029,0 112,574	1.040,0 114,275	1.040,0 114,780	1.040,0 113,012	- -	1.047,2 110,607	1.057,2 108,913				
United-Kingdom	- -	74,10 116,217	74,10 116,859	- -	- -	- -	- -	69,20 111,667	70,63 113,259				

MN / T	Orge fourrager			Futtergerste			Feed Barley			Cebada forrajero			
	Orzo da foraggjo			Voedergerst			Cevada forrageiro						
€ / T	1-julij	8-julij	15-julij	22-julij	29-julij	5-août	12-août	19-août	26-août	2-sept	9-sept	16-sept	23-sept
Belgique	-	-	4.516,7	4.558,5	4.505,7	4.522,3	4.549,0	4.549,0	4.549,0	4.578,5	4.519,0	4.512,3	4.492,0
	-	-	112,000	113,000	111,700	112,100	112,800	112,800	112,800	113,500	112,000	111,900	111,400
Danmark	-	-	-	-	-	-	-	-	-	-	832,50	820,00	810,00
	-	-	-	-	-	-	-	-	-	-	111,900	110,200	108,900
Deutschland	214,83	201,33	196,64	196,61	201,15	199,25	201,13	201,13	206,29	204,89	211,44	204,44	206,21
	109,843	102,940	100,542	100,526	102,849	101,875	102,834	102,834	105,472	104,758	108,110	104,531	105,436
Ellas	48.833	48.375	49.125	49.625	49.750	52.250	53.750	53.750	53.750	53.750	53.750	-	50.750
	143,311	141,966	144,167	145,635	146,001	153,338	157,740	157,740	157,740	157,740	157,740	-	148,936
España	20.726	21.364	21.545	21.929	22.197	22.957	22.831	22.831	22.765	22.769	22.725	22.680	22.667
	124,564	128,399	129,486	131,797	133,406	137,975	137,217	137,217	136,821	136,845	136,582	136,307	136,231
Finland	-	-	-	-	-	616,9	618,1	618,1	617,3	612,9	611,3	609,0	601,0
	-	-	-	-	-	103,755	103,957	103,957	103,822	103,074	102,805	102,426	101,073
France	748,63	751,25	732,00	727,08	736,45	733,18	723,70	723,70	723,99	715,06	713,27	700,40	693,72
	114,127	114,527	111,593	110,843	112,271	111,773	110,327	110,327	110,371	109,010	108,738	106,775	105,756
Irland	97,00	97,00	97,25	97,25	97,25	94,00	94,50	94,50	94,50	94,75	94,75	95,00	95,50
	123,165	123,165	123,482	123,482	123,482	119,355	119,990	119,990	119,990	120,308	120,308	120,625	121,260
Italia	258.417	268.786	269.214	267.857	260.500	-	272.900	272.900	270.857	273.357	271.643	272.071	274.167
	133,461	138,816	139,038	138,337	134,537	-	140,941	140,941	139,886	141,177	140,292	140,513	141,595
Nederland	-	253,00	275,00	259,00	250,00	252,00	252,50	252,50	252,50	260,00	-	-	244,00
	-	114,806	124,790	117,529	113,445	114,353	114,580	114,580	114,580	117,983	-	-	110,722
Österreich	1.455,0	1.502,5	1.502,5	1.515,0	1.515,0	1.550,0	1.497,5	1.497,5	1.512,5	1.525,0	1.525,0	1.525,0	1.525,0
	105,739	109,191	109,191	110,099	110,099	112,843	108,828	108,828	109,918	110,826	110,826	110,826	110,826
Portugal	26.500	27.125	27.125	27.125	27.125	27.500	27.500	27.500	27.500	28.750	28.750	27.750	27.750
	132,181	135,299	135,299	135,299	135,299	137,169	137,169	137,169	137,169	143,404	143,404	138,416	138,416
Sweden	-	-	-	-	-	1.065,0	1.065,0	1.065,0	1.065,0	1.065,0	1.065,0	1.065,0	1.063,8
	-	-	-	-	-	112,452	112,997	112,997	111,498	112,136	109,558	108,300	108,785
United-Kingdom	74,43	74,30	73,80	70,40	69,42	71,00	70,88	70,88	69,80	71,34	70,93	69,49	68,50
	122,990	122,043	120,215	114,602	112,053	112,235	113,064	113,064	112,635	115,887	112,508	110,734	110,341

MN / T	Avoine fourrager			Futterhafer			Feed oats			Avena forrajero			
	Avena da foraggjo			Voederhaver			Aveia forrageiro						
€ / T	1-julij	8-julij	15-julij	22-julij	29-julij	5-août	12-août	19-août	26-août	2-sept	9-sept	16-sept	23-sept
Belgique	-	-	-	-	-	-	-	-	-	-	5.750,0	5.750,0	5.700,0
	-	-	-	-	-	-	-	-	-	-	142,539	142,539	141,299
Deutschland	-	258,75	255,00	251,67	249,20	230,00	-	-	233,75	242,42	233,58	231,75	232,92
	-	132,297	130,379	128,677	127,414	117,597	-	-	119,514	123,947	119,428	118,492	119,090
Finland	-	-	-	-	-	642,5	640,0	640,0	645,8	646,1	649,7	646,0	647,9
	-	-	-	-	-	108,061	107,640	107,640	108,616	108,866	109,272	108,649	108,969
Österreich	-	-	-	-	-	-	-	-	1.575,0	1.575,0	1.575,0	1.575,0	1.575,0
	-	-	-	-	-	-	-	-	114,46	114,46	114,46	114,46	114,46
Sweden	-	-	-	-	-	1.050,0	1.047,5	1.047,5	1.043,8	1.043,8	1.060,0	1.060,0	1.065,0
	-	-	-	-	-	110,868	111,141	111,141	109,279	109,904	109,043	107,791	108,912
United-Kingdom	-	-	-	-	-	-	-	-	69,20	69,20	71,10	71,10	71,10
	-	-	-	-	-	-	-	-	111,667	112,411	112,786	113,307	114,530

MN / T	Maïs fourrager			Futtermaïs		Feed maïs			Maiz forrajero			
€ / T	Maïs da foraggio			Voedermaïs haver		Milho forrageiro						
	janv-01	févr-01	mars-01	avr-01	mai-01	juin-01	juil-01	août-01	sept-01	oct-01	nov-01	déc-01
Eilas	51.774	52.286	52.172	51.611	52.500	53.278	53.500	53.500	43.667			
	151,942	153,444	153,110	151,463	154,072	156,355	157,007	157,007	128,150			
España	24.241	23.974	23.439	23.318	23.212	23.627	24.051	23.982	23.141			
	145,690	144,086	140,868	140,141	139,506	142,000	144,548	144,133	139,080			
France	835,17	831,44	828,37	834,02	850,91	869,75	898,09	864,17	799,48			
	127,320	126,752	126,285	127,145	129,721	132,593	136,913	131,743	121,880			
Italia	265.125	266.319	263.913	263.855	270.404	270.238	265.274	249.625	239.490			
	136,925	137,542	136,300	136,270	139,652	139,566	137,003	128,921	123,686			
Österreich	1.712,4	1.733,9	1.748,5	1.743,8	1.719,0	1.680,8	1.691,7	1.725,0	1.725,0			
	124,446	126,009	127,072	126,723	124,925	122,151	122,938	125,361	125,361			
Portugal	29.766	29.689	29.518	29.228	29.660	30.049	31.136	30.509	28.687			
	148,473	148,090	147,234	145,786	147,943	149,883	155,307	152,178	143,089			

MN / T	Blé dur			Hartweizen		Durum wheat		Trigo duro				
€ / T	Frumento duro			Harde tarwe		Trigo duro						
	janv-01	févr-01	mars-01	avr-01	mai-01	juin-01	juil-01	août-01	sept-01	oct-01	nov-01	déc-01
Eilas	48.519	49.271	50.300	50.833	51.488	50.167	55.688	56.975	56.958			
	142,390	144,597	147,616	149,181	151,101	147,224	163,426	167,204	167,156			
España	24.216	24.325	24.626	26.078	26.136	25.006	27.237	28.649	29.368			
	145,538	146,198	148,008	156,732	157,083	150,287	163,698	172,185	176,503			
France	951,15	897,62	906,79	909,04	-	1.100,00	1.166,20	1.199,99	1.158,10			
	145,002	136,841	138,239	138,582	-	167,694	177,786	182,937	176,551			
Italia	311.043	314.383	331.012	358.075	367.473	331.137	364.823	368.732	377.797			
	160,640	162,365	170,953	184,930	189,784	171,018	188,416	190,434	195,116			
Österreich	2.075,0	2.075,0	2.075,0	-	-	-	-	-	-			
	150,796	150,796	150,796	-	-	-	-	-	-			
Portugal	35.550	35.849	35.613	36.100	36.100	36.288	33.530	33.923	36.545			
	177,323	178,815	177,636	180,066	180,066	181,001	167,247	169,205	182,286			

MN / T	Maïs fourrager			Futtermaïs			Feed maïs			Maiz forrajero			
€ / T	Maïs da foraggio			Voedermaïs haver			Milho forrageiro						
	1-jul	8-jul	15-jul	22-jul	29-jul	5-août	12-août	19-août	26-août	2-sept	9-sept	16-sept	23-sept
Ellas	53.500 157,007	53.500 157,007	53.500 157,007	53.500 157,007	53.500 157,007	- -	- -	- -	- -	43.667 128,150	43.667 128,150	- -	43.667 128,150
España	23.852 143,353	24.052 144,555	24.139 145,078	24.160 145,205	24.178 145,313	24.103 144,862	23.935 143,852	23.935 143,852	23.758 142,788	23.640 142,079	23.352 140,348	22.828 137,199	22.744 136,694
France	897,56 136,832	910,72 138,838	894,22 136,323	889,86 135,658	883,28 134,655	873,78 133,207	855,36 130,399	855,36 130,399	853,09 130,053	809,64 123,429	789,48 120,355	799,07 121,817	799,73 121,918
Italla	270.273 139,584	269.050 138,953	262.773 135,711	259.000 133,762	255.409 131,908	- -	247.500 127,823	247.500 127,823	248.091 128,128	244.050 126,041	239.227 123,550	237.409 122,612	237.273 122,541
Österreich	1.625,0 118,093	1.725,0 125,361	1.725,0 125,361	- -	1.725,0 125,361	1.725,0 125,361	1.725,0 125,361	1.725,0 125,361	1.725,0 125,361	1.725,0 125,361	1.725,0 125,361	1.725,0 125,361	- -
Portugal	30.615 152,707	30.780 153,530	31.425 156,747	31.725 158,244	30.740 153,330	30.610 152,682	30.440 151,834	30.440 151,834	30.315 151,211	29.750 148,392	28.717 143,240	28.430 141,808	27.850 138,915

MN / T	Blé dur			Hartweizen		Durum wheat		Trigo duro					
€ / T	Frumento duro			Harde tarwe		Trigo duro							
	1-jul	8-jul	15-jul	22-jul	29-jul	5-août	12-août	19-août	26-août	2-sept	9-sept	16-sept	23-sept
Ellas	52.125 152,971	56.250 165,077	56.875 166,911	57.500 168,745	57.875 169,846	56.750 166,544	56.750 166,544	56.750 166,544	56.750 166,544	56.750 166,544	56.750 166,544	- -	57.375 168,379
España	26.713 160,548	27.210 163,535	27.438 164,903	27.588 165,804	27.631 166,067	28.544 171,551	28.978 174,158	28.978 174,158	29.116 174,989	29.147 175,177	29.197 175,478	29.560 177,656	29.567 177,701
France	- -	1.135,00 173,030	1.175,00 179,128	1.188,60 181,201	1.221,10 186,155	1.124,43 171,419	1.196,10 182,344	1.196,10 182,344	1.262,20 192,421	1.154,70 176,033	1.112,20 169,554	1.205,53 183,782	1.159,97 176,836
Italla	364.313 188,152	364.313 188,152	365.688 188,862	364.979 188,496	371.800 192,019	- -	366.600 189,333	366.600 189,333	369.929 191,052	372.250 192,251	374.813 193,575	381.813 197,190	382.313 197,448
Österreich	- -	- -	- -	- -	- -	- -	- -	- -	- -	- -	- -	- -	- -
Portugal	33.400 166,598	33.560 167,397	33.580 167,397	33.600 167,596	33.600 167,596	33.933 169,259	34.027 169,724	34.027 169,724	34.027 169,724	36.540 182,261	36.540 182,261	36.550 182,311	36.550 182,311



***Ris***

***Reis***

***Rice***

***Riz***

***Riso***

***Rijst***

MN / T	Riz		Riso		Rijst		Arroz					
€ / T	Ris		Reis		Rice							
	janv-01	févr-01	mars-01	avr-01	mai-01	juin-01	juil-01	août-01	sept-01			
<b>Ελλάδα</b>												
<b>ΜΙΚΡΟΣΠΕΡΜΟΥ</b>	-	-	-	-	-	-	-	-	-			
<b>ΜΕΣΟΣΠΕΡΜΟΥ</b>	92.400 271,167	103.000 302,274	102.750 301,541	102.125 299,707	101.700 298,459	103.250 303,008	104.500 306,676	104.500 306,676	85.000 249,450			
<b>ΜΑΚΡΟΣΠΕΡΜΟΥ</b>	95.240 279,501	104.125 305,576	103.000 302,274	102.375 300,440	101.850 298,900	103.125 302,641	103.750 304,475	103.750 304,475	90.000 264,123			
<b>Paddy Indica</b>	89.200 261,776	99.250 291,269	101.500 297,872	101.000 296,405	100.800 295,818	99.875 293,104	100.250 294,204	100.250 294,204	81.500 239,178			
<b>España</b>												
<b>Cascara</b>	50.745 304,984	51.992 312,476	52.218 313,839	53.310 214,197	53.044 255,454	51.240 307,959	50.240 301,948	50.240 301,948	46.115 277,157			
<b>Blanco extra</b>	84.000 504,850	85.000 510,860	85.000 510,860	85.000 510,860	87.000 522,880	90.000 540,911	95.000 570,961	93.000 558,941	90.000 540,911			
<b>Milano</b>												
<b>Risone</b>												
<b>Arborio</b>	725.000 374,431	716.250 369,912	682.500 352,482	655.000 338,279	649.000 335,180	608.750 314,393	580.000 299,545	580.000 299,545	658.750 340,216			
<b>Comune Ballia</b>	550.000 284,051	550.000 284,051	550.000 284,051	550.000 284,051	550.000 284,051	550.000 284,051	550.000 284,051	- -	535.000 276,304			
<b>Ribe Ariete Drago</b>	585.000 302,127	605.000 312,456	627.500 324,077	642.500 331,824	645.000 333,115	625.000 322,786	- -	- -	540.000 278,887			
<b>Lavorato</b>												
<b>Arborio</b>	1.490.000 769,521	1.475.000 761,774	1.415.000 730,787	1.352.500 698,508	1.324.000 683,789	1.227.500 633,951	1.172.000 605,287	1.160.000 599,090	1.295.000 668,812			
<b>Originario</b>	1.045.000 539,697	1.045.000 539,697	1.045.000 539,697	1.045.000 539,697	1.045.000 539,697	1.045.000 539,697	1.045.000 539,697	1.045.000 539,697	1.045.000 539,697			
<b>Ribe Ariete Drago</b>	1.196.000 617,682	1.210.000 624,913	1.227.500 633,951	1.237.500 639,116	1.240.000 640,407	1.220.000 630,078	1.186.000 612,518	1.180.000 609,419	1.167.500 602,984			
<b>Rotture di riso</b>	649.000 335,181	590.000 304,710	560.000 289,216	582.500 300,836	599.000 309,358	567.500 293,089	509.000 262,877	495.000 255,646	495.000 255,646			
<b>Vercelli</b>												
<b>Risone</b>												
<b>Arborio</b>	750.000 387,343	735.000 379,596	685.000 353,773	660.000 340,862	648.000 334,664	610.000 315,039	570.000 294,380	- -	725.000 374,431			
<b>Ballia</b>	550.000 284,051	555.000 286,634	555.000 286,634	555.000 286,634	555.000 286,634	555.000 286,634	- -	- -	540.000 278,887			
<b>Ribe Ariete Drago</b>	573.000 295,930	587.500 303,418	612.500 316,330	615.000 317,621	614.000 317,105	600.000 309,874	- -	- -	535.000 276,304			
<b>Lavorato</b>												
<b>Arborio</b>	1.465.000 756,609	1.445.000 746,280	1.355.000 699,799	1.305.000 673,976	1.283.000 662,614	1.207.500 623,622	1.138.000 587,728	1.140.000 588,761	1.140.000 588,761			
<b>Originario</b>	1.000.000 516,457	1.010.000 521,621	1.010.000 521,621	1.010.000 521,621	1.010.000 521,621	997.500 515,166	970.000 500,963	970.000 500,963	970.000 500,963			
<b>Ribe Ariete Drago</b>	1.086.000 560,872	1.102.500 569,394	1.127.500 582,305	1.130.000 583,596	1.130.000 583,596	1.097.500 566,811	1.070.000 552,609	1.070.000 552,609	1.070.000 552,609			
<b>Rotture di riso</b>	603.000 311,423	585.000 302,127	545.000 281,469	567.500 293,090	583.000 301,094	562.500 290,507	507.000 261,844	495.000 255,646	495.000 255,646			



MN / T	Riz		Riso		Rijst		Arroz						
€ / T	Ris		Reis		Rice								
	2-jul	9-jul	16-jul	23-jul	30-jul	6-août	13-août	20-août	27-août	3-sept	10-sept	17-sept	24-sept
<b>Ελλάδα</b> <b>ΜΙΚΡΟΣΠΕΡΜΟΥ</b>	-	-	-	-	-	-	-	-	-	-	-	-	-
<b>ΜΕΣΟΣΠΕΡΜΟΥ</b>	104.500	104.500	104.500	104.500	104.500	104.500	104.500	-	-	85.000	85.000	85.000	85.000
<b>ΜΑΚΡΟΣΠΕΡΜΟΥ</b>	306,68	306,68	306,68	306,68	306,68	306,68	306,68	-	-	249,45	249,45	249,45	249,45
<b>Paddy Indica</b>	103.750	103.750	103.750	103.750	103.750	103.750	103.750	-	-	90.000	90.000	90.000	90.000
	304,48	304,48	304,48	304,48	304,48	304,48	304,48	-	-	264,12	264,12	264,12	264,12
	100.250	100.250	100.250	100.250	100.250	100.250	100.250	-	-	81.500	81.500	81.500	81.500
	294,20	294,20	294,20	294,20	294,20	294,20	294,20	-	-	239,18	239,18	239,18	239,18
<b>España</b> <b>Cascara</b>	50.240	50.240	50.240	50.240	50.240	50.240	50.240	-	-	44.670	45.990	45.990	47.810
	301,948	301,948	301,948	301,948	301,948	301,948	301,948	-	-	268,472	276,405	276,405	287,344
<b>Bianco extra</b>	95.000	95.000	95.000	95.000	95.000	95.000	95.000	90.000	90.000	90.000	90.000	90.000	90.000
	570,961	570,961	570,961	570,961	570,961	570,961	570,961	540,911	540,911	540,911	540,911	540,911	540,911
<b>Milano</b> <b>Risone</b> <b>Arborio</b>	580.000	580.000	580.000	580.000	580.000	580.000	580.000	580.000	580.000	580.000	655.000	655.000	745.000
	299,545	299,545	299,545	299,545	299,545	299,545	299,545	299,545	299,545	299,545	338,279	338,279	384,760
<b>Comune</b> <b>Ballila</b>	550.000	-	-	-	-	-	-	-	-	-	-	-	535.000
	284,051	-	-	-	-	-	-	-	-	-	-	-	276,304
<b>Ribe Ariete Drago</b>	-	-	-	-	-	-	-	-	-	-	540.000	540.000	540.000
	-	-	-	-	-	-	-	-	-	-	278,887	278,887	278,887
<b>Lavorato</b> <b>Arborio</b>	575.000	-	-	-	-	-	-	-	-	-	520.000	520.000	520.000
	296,963	-	-	-	-	-	-	-	-	-	268,558	268,558	268,558
<b>Originario</b>	1.180.000	1.180.000	1.180.000	1.160.000	1.160.000	1.160.000	1.160.000	1.160.000	1.160.000	1.160.000	1.280.000	1.280.000	1.460.000
	609,419	609,419	609,419	599,090	599,090	599,090	599,090	599,090	599,090	599,090	661,065	661,065	754,027
<b>Ribe Ariete Drago</b>	1.190.000	1.190.000	1.190.000	1.180.000	1.180.000	1.180.000	1.180.000	1.180.000	1.180.000	1.180.000	1.160.000	1.160.000	1.170.000
	614,584	614,584	614,584	609,419	609,419	609,419	609,419	609,419	609,419	609,419	599,090	599,090	604,255
<b>Rotture di riso</b>	530.000	520.000	505.000	495.000	495.000	495.000	495.000	495.000	495.000	495.000	495.000	495.000	495.000
	273,722	268,558	260,811	255,646	255,646	255,646	255,646	255,646	255,646	255,646	255,646	255,646	255,646
<b>Vercelli</b> <b>Risone</b> <b>Arborio</b>	570.000	570.000	570.000	570.000	-	-	-	-	-	-	-	-	725.000
	294,380	294,380	294,380	294,380	-	-	-	-	-	-	-	-	374,431
<b>Ballila</b>	-	-	-	-	-	-	-	-	-	-	-	-	540.000
	-	-	-	-	-	-	-	-	-	-	-	-	278,887
<b>Ribe Ariete Drago</b>	-	-	-	-	-	-	-	-	-	-	-	535.000	535.000
	-	-	-	-	-	-	-	-	-	-	-	276,304	276,304
<b>Lavorato</b> <b>Arborio</b>	1.135.000	1.135.000	1.140.000	1.140.000	1.140.000	1.140.000	1.140.000	1.140.000	1.140.000	1.140.000	1.140.000	-	-
	586,179	586,179	588,761	588,761	588,761	588,761	588,761	588,761	588,761	588,761	588,761	-	-
<b>Originario</b>	970.000	970.000	970.000	970.000	970.000	970.000	970.000	970.000	970.000	970.000	970.000	-	-
	500,963	500,963	500,963	500,963	500,963	500,963	500,963	500,963	500,963	500,963	500,963	-	-
<b>Ribe Ariete Drago</b>	1.070.000	1.070.000	1.070.000	1.070.000	1.070.000	1.070.000	1.070.000	1.070.000	1.070.000	1.070.000	1.070.000	-	-
	552,609	552,609	552,609	552,609	552,609	552,609	552,609	552,609	552,609	552,609	552,609	-	-
<b>Rotture di riso</b>	525.000	515.000	505.000	495.000	495.000	495.000	495.000	495.000	495.000	495.000	495.000	495.000	495.000
	271,140	265,975	260,811	255,646	255,646	255,646	255,646	255,646	255,646	255,646	255,646	255,646	255,646



*Olivenolie*  
*Olivenöl*  
*Olive oil*  
*Huile d'olive*  
*Olio d'oliva*  
*Olijfolie*

MN / 100 Kg € / 100 Kg	Huile d'olive Oli foile									Olivendi Aceite d'oliva	Olio d'oliva Azelite	Olive oil Ελαιόλαδο					
	janv-01	févr-01	mars-01	avr-01	mai-01	juin-01	juil-01	août-01	sept-01								
<b>Ελλάδα</b>																	
ΠΑΡΘΕΝΟ ΕΣΤΡΑ 1,00 β	55.250	54.750	56.550	58.167	60.533	60.500	60.500	62.700	64.000								
	162,143	160,675	165,957	170,702	177,648	177,550	177,550	184,006	187,821								
ΠΑΡΘΕΝΟ FINE 1.01-2.00 β	48.750	48.375	49.500	50.333	53.067	53.500	53.500	56.100	59.000								
	143,086	141,987	145,268	147,713	155,735	157,007	157,007	164,837	173,147								
SEMI FINE 2.1-3.3%	46.000	46.000	47.167	47.750	50.234	50.667	50.667	53.833	53.500								
	134,996	134,997	138,420	140,132	147,421	148,693	148,693	157,985	157,007								
MIEIΟΝΕΚΤΙΚΟ ΠΑΡΘΕΝΟ ΜΕΧΡΙ 3 β	44.375	44.917	46.233	46.813	47.684	47.667	47.667	47.300	47.833								
	130,228	131,817	135,681	137,381	139,937	139,888	139,888	138,811	140,376								
<b>España</b>																	
OLIVA VIRGEN EX. 1%	27.236	26.969	27.043	27.707	28.390	27.938	27.868	28.332	30.297								
	163,688	162,087	162,532	166,520	170,629	167,908	167,488	170,277	182,090								
OLIVA VIRGEN FINO 1,5%	26.309	25.894	25.988	26.356	26.951	26.513	26.668	27.425	29.397								
	158,117	155,626	156,189	158,404	161,981	159,343	160,278	164,829	176,680								
OLIVA VIRGEN FINO 2%	26.144	25.831	25.870	26.067	26.126	26.100	26.125	26.925	29.400								
	157,129	155,249	155,484	156,667	157,023	156,866	157,015	161,824	176,699								
OLIVA REFINADO	28.342	28.008	27.947	28.150	28.213	27.892	27.980	28.783	31.446								
	170,338	168,333	167,363	169,185	169,566	167,631	168,162	172,992	188,993								
ORUJO REFINADO	16.544	16.356	16.120	16.125	16.040	15.875	-	-	15.817								
	99,430	98,303	96,883	96,913	96,402	95,411	-	-	95,060								
<b>Italia</b>																	
Bari																	
Extra vergine 1 %	416.250	411.250	418.000	422.500	422.500	422.500	432.500	470.000	465.000								
	214,976	212,393	215,879	218,203	218,203	218,203	223,368	242,735	240,152								
Vergine 2%	336.250	335.000	337.000	342.500	342.500	342.500	351.250	371.250	377.500								
	173,659	173,013	174,046	176,886	176,886	176,886	181,406	191,735	194,962								
Vergine corrente 3,3 %	-	-	-	-	-	-	-	-	-								
	-	-	-	-	-	-	-	-	-								
raffinato 0,5 %	346.250	340.500	340.800	346.500	340.800	338.000	340.250	367.500	382.500								
	178,824	175,854	176,008	178,953	176,008	174,562	175,724	189,798	197,545								
di sansa raffinato 0,5%	184.000	180.750	184.000	186.500	186.600	184.000	162.250	205.000	200.500								
	95,029	93,350	95,028	96,319	96,371	95,029	83,795	105,874	103,550								
Milan																	
oliva extra vergine	403.750	398.750	409.000	417.500	420.000	-	-	-	-								
	208,520	205,938	211,231	215,621	216,912	-	-	-	-								
oliva rettificato	365.000	358.750	357.000	355.625	357.500	-	-	-	-								
	188,507	185,279	184,375	183,685	184,633	-	-	-	-								
di sansa rettificato	195.000	191.250	191.900	195.000	197.500	-	-	-	-								
	100,709	98,773	99,108	100,709	102,000	-	-	-	-								
olio di semi di arachide	179.250	175.500	180.500	186.500	186.500	-	-	-	-								
	92,575	90,638	93,220	96,319	96,319	-	-	-	-								

MN / 100 Kg €/ 100 Kg	Huile d'olive Olijfolie		Olivendi Aceite d'oliva		Olio d'oliva Azeite		Olive oil Ελαιολάδου						
	2-julij	9-julij	16-julij	23-julij	30-julij	6-août	13-août	20-août	27-août	3-sept	10-sept	17-sept	24-sept
<b>Ελλάδα</b>													
ΠΑΡΘΕΝΟ ΕΞΤΡΑ 1,00 β	60.500	60.500	60.500	60.500	60.500	63.000	63.000	64.000	63.000	64.000	64.000	64.000	64.000
	177,55	177,55	177,55	177,55	177,55	184,886	184,886	187,821	184,886	187,821	187,821	187,821	187,821
ΠΑΡΘΕΝΟ FINE 1 01-2.00 β	53.500	53.500	53.500	53.500	53.500	56.000	56.000	59.000	56.000	59.000	59.000	59.000	59.000
	157,007	157,007	157,007	157,007	157,007	164,343	164,343	173,147	164,343	173,147	173,147	173,147	173,147
SEMI FINE 2.1-3.3%	50.667	50.667	50.667	50.667	50.667	55.000	55.000	53.500	55.000	53.500	53.500	53.500	53.500
	148,693	148,693	148,693	148,693	148,693	161,409	161,409	157,007	161,409	157,007	157,007	157,007	157,007
ΜΙΕΙΟΝΕΚΤΙΚΟ ΠΑΡΘΕΝΟ ΜΕΧΡΙ 3 β	47.667	47.667	47.667	47.667	47.667	47.000	47.000	47.833	47.000	47.833	47.833	47.833	47.833
	139,888	139,888	139,888	139,888	139,888	137,931	137,931	140,376	137,931	140,376	140,376	140,376	140,376
<b>España</b>													
OLIVA VIRGEN EX. 1%	27.825	27.800	27.800	27.913	28.000	28.100	28.188	28.333	29.038	29.713	30.125	30.488	30.863
	167,232	167,081	167,081	167,761	168,283	168,884	169,413	170,285	174,522	178,579	181,055	183,237	185,49
OLIVA VIRGEN FINO 1,5%	26.588	26.588	26.588	26.763	26.813	26.938	27.325	28.050	28.000	28.688	29.225	29.550	30.125
	159,797	159,797	159,797	160,849	161,149	161,901	164,227	168,584	168,283	172,418	175,646	177,599	181,055
OLIVA VIRGEN FINO 2%	26.050	26.050	26.050	26.200	26.275	26.475	27.000	27.213	27.663	28.338	29.250	29.675	30.338
	156,564	156,564	156,564	157,485	157,916	159,118	162,273	163,553	166,258	170,315	175,796	178,35	182,335
OLIVA REFINADO	27.783	27.833	27.833	28.083	28.367	28.367	28.600	29.000	29.583	30.533	31.100	31.500	32.650
	166,979	167,28	167,28	168,782	170,489	170,489	171,889	174,294	177,797	183,507	186,915	189,319	196,23
ORUJO REFINADO	-	-	-	-	-	-	-	-	-	-	15.850	15.800	15.800
	-	-	-	-	-	-	-	-	-	-	95,26	94,96	94,96
<b>Italia</b>													
<b>Bari</b>													
Extra vergine 1 %	427.500	427.500	432.500	442.500	-	-	-	455.000	485.000	465.000	465.000	465.000	465.000
	220,785	220,785	223,368	228,532	-	-	-	234,988	250,482	240,152	240,152	240,152	240,152
Vergine 2%	350.000	350.000	350.000	355.000	-	-	-	365.000	377.500	377.500	377.500	377.500	377.500
	180,76	180,76	180,76	183,342	-	-	-	188,507	194,962	194,962	194,962	194,962	194,962
Vergine corrente 3,3 %	-	-	-	-	-	-	-	-	-	-	-	-	-
	-	-	-	-	-	-	-	-	-	-	-	-	-
raffinato 0,5 %	338.000	338.000	338.000	347.000	-	-	-	365.000	370.000	373.000	375.000	387.000	395.000
	174,562	174,562	174,562	179,211	-	-	-	188,507	191,089	192,638	193,671	199,869	204
di sansa raffinato 0,5%	138.000	138.000	183.000	190.000	-	-	-	205.000	205.000	205.000	202.000	200.000	195.000
	71,271	71,271	94,512	98,127	-	-	-	105,874	105,874	105,874	104,324	103,291	100,709
<b>Milan</b>													
oliva extra vergine	-	-	-	-	-	-	-	-	-	-	-	-	-
	-	-	-	-	-	-	-	-	-	-	-	-	-
oliva rettificato	-	-	-	-	-	-	-	-	-	-	-	-	-
	-	-	-	-	-	-	-	-	-	-	-	-	-
di sansa rettificato	-	-	-	-	-	-	-	-	-	-	-	-	-
	-	-	-	-	-	-	-	-	-	-	-	-	-
olio di semi di arachide	-	-	-	-	-	-	-	-	-	-	-	-	-
	-	-	-	-	-	-	-	-	-	-	-	-	-



***Svinekød***  
***Schweinefleisch***  
***Pork***  
***Viande porcine***  
***Carni suine***  
***Varkenvlees***

MN / 100 Kg € / 100 Kg PAB	Porcs		Schweine		Pigs		Cerdo						
	janv-01	févr-01	mars-01	avr-01	mai-01	juin-01	juil-01	août-01					sept-01
Belgique	6.414,8 159,020	7.204,3 178,590	8.082,0 200,348	8.011,0 198,588	7.913,4 196,168	6.750,8 167,347	6.161,5 152,738	6.580,8 163,134	6.509,8 161,374				
Danmark	1.062,84 142,389	1.103,46 147,861	1.303,90 174,682	1.261,60 169,042	1.242,23 166,441	1.290,40 173,111	1.192,23 160,141	1.169,19 157,044	1.153,83 154,977				
Deutschland	307,97 157,462	341,84 174,783	403,01 206,056	397,37 203,171	396,61 202,781	332,92 170,218	317,37 162,267	338,64 172,124	334,08 170,815				
Ellas	75.679,0 222,683	77.031,6 226,065	81.193,1 238,278	81.460,5 239,062	81.107,6 238,027	78.715,0 231,005	78.938,3 231,66	77.947,2 228,752	77.184,7 226,514				
España	26.318,0 158,175	30.193,5 181,467	34.282,0 206,039	32.084,4 192,831	32.431,5 194,917	33.103,4 198,956	31.699,7 190,519	30.047,2 180,587	29.679,8 178,379				
France	1012,15 154,302	1132,10 172,587	1289,91 196,646	1188,31 181,158	1187,03 180,961	1204,46 183,619	1073,90 163,716	1079,41 164,555	1051,90 160,361				
Irland	110,20 139,922	113,61 144,262	126,26 160,32	118,01 149,843	118,77 150,81	123,80 157,246	120,18 152,595	115,02 146,039	113,21 143,749				
Italia	369.721 190,945	379.730 196,114	401.434 207,323	379.199 195,840	378.390 195,422	374.636 193,483	370.123 191,152	393.719 203,339	393.791 203,376				
Luxembourg	7171,0 177,783	7257,1 179,900	8438,7 209,190	8680,0 215,171	8690,0 215,419	7766,7 192,531	7190,3 178,244	7348,4 182,162	7113,3 176,335				
Nederland	301,86 136,980	352,37 159,900	398,88 181,005	353,51 160,416	253,86 115,196	290,17 131,673	286,51 130,014	319,56 145,010	321,01 145,669				
Österreich	2.191,8 159,285	2.325,2 168,977	2.845,1 206,764	2.676,5 194,511	2.671,6 194,150	2.502,8 181,883	2.335,0 169,693	2.425,0 176,229	2.361,6 171,627				
Portugal	34.448 171,828	38.489 191,982	43.002 214,495	39.450 196,776	40.162 200,326	41.325 206,130	40.225 200,641	39.177 195,412	38.831 193,687				
Suomi	850,68 143,074	852,86 143,440	876,97 147,495	924,63 155,512	926,13 155,765	985,67 162,414	968,87 162,953	972,42 163,549	973,77 163,776				
Sweden	1.266,58 142,288	1.301,60 145,174	1.441,70 158,044	1.422,50 156,285	1.409,40 155,048	1.477,40 160,594	1.476,80 159,547	1.442,40 155,109	1.455,70 154,989				
U-K	99,672 157,027	97,250 153,507	98,450 156,383	96,840 155,783	97,040 156,213	103,410 169,978	106,300 174,818	97,800 156,222	98,100 159,034				
C.E	156,052	171,263	194,397	185,720	184,816	175,754	167,318	169,381	167,836				



MN / 100 Kg € / 100 Kg PAB	Porcs		Schweine			Pigs		Cerdo					
	Suini		Varkens			Porco		0203 21 10					
	2-julij	9-julij	16-julij	23-julij	30-julij	6-août	13-août	20-août	27-août	3-sept	10-sept	17-sept	24-sept
Belgique	6.380,0 158,156	5.923,0 146,827	5.864,0 145,365	6.243,0 154,760	6.732,0 166,882	6.754,0 167,427	6.531,0 161,899	6.420,0 159,148	6.482,0 160,685	6.395,0 158,528	6.213,0 154,016	6.732,0 166,882	6.732,0 166,882
Danmark	1.217,00 163,492	1.196,00 160,698	1.175,00 157,807	1.175,00 157,806	1.175,00 157,776	1.175,00 157,847	1.175,00 157,854	1.160,00 155,784	1.160,00 155,815	1.141,00 153,285	1.128,00 151,553	1.175,00 157,776	1.175,00 157,776
Deutschland	317,63 162,400	304,08 155,470	306,67 156,800	329,54 168,490	350,32 179,120	344,62 176,200	328,81 168,120	330,57 169,020	331,26 169,370	323,06 165,180	315,76 161,450	350,32 179,120	350,32 179,120
Ellas	79.114,3 232,177	79.114,3 232,177	78.742,9 231,087	79.021,4 231,904	78.057,1 229,075	78.242,9 229,62	78.000,0 228,907	77.814,3 228,362	77.535,7 227,544	76.421,4 224,274	76.421,4 224,274	78.057,1 229,075	78.057,1 229,075
España	33.080,0 198,815	32.149,0 193,219	31.060,0 186,874	30.533,0 183,507	30.923,0 185,851	30.852,0 185,424	29.972,0 180,135	29.448,0 176,986	28.989,0 174,227	28.924,0 173,837	28.165,0 169,275	30.923,0 185,851	30.923,0 185,851
France	1.119,60 170,682	1.072,20 163,456	1.042,20 158,882	1.049,60 160,011	1.068,60 162,907	1.096,40 167,145	1.098,60 167,481	1.070,40 163,181	1.052,20 160,407	1.054,00 160,681	1.015,80 154,858	1.068,60 162,907	1.068,60 162,907
Irland	123,71 157,075	120,67 153,219	120,16 152,572	116,75 148,246	116,25 147,607	116,45 147,857	115,97 147,252	113,50 144,115	112,56 142,922	111,09 141,059	110,10 139,802	116,13 147,451	116,13 147,451
Italia	368.300 190,211	360.829 186,352	365.543 188,787	378.729 195,597	394.371 203,676	394.714 203,853	394.714 203,853	393.757 203,359	390.229 201,536	392.914 202,923	393.757 203,359	394.371 203,676	394.371 203,676
Luxembourg	7.600,0 188,399	7.500,0 185,92	7.000,0 173,526	6.700,0 166,089	6.900,0 171,047	7.500,0 185,92	7.600,0 188,399	7.300,0 180,962	7.300,0 180,962	7.300,0 180,962	7.300,0 180,962	6.900,0 171,047	6.900,0 171,047
Nederland	283,78 128,774	269,08 122,103	269,88 122,466	306,28 138,984	344,98 156,545	331,48 150,419	308,48 139,982	308,48 139,982	308,48 139,982	300,48 136,352	299,48 135,898	344,98 156,545	344,98 156,545
Österreich	2.486,0 180,665	2.325,0 186,964	2.232,0 162,206	2.255,0 163,877	2.419,0 175,796	2.495,0 181,319	2.403,0 174,833	2.399,0 174,342	2.400,0 174,415	2.367,0 172,017	2.240,0 162,787	2.419,0 175,796	2.419,0 175,796
Portugal	41.787,5 208,435	40.687,5 202,948	39.375,0 196,402	38.950,0 194,282	39.937,5 199,207	40.137,5 200,205	39.237,5 195,716	38.237,5 190,728	38.300,0 191,040	38.300,0 191,040	37.300,0 186,052	39.937,5 199,207	39.937,5 199,207
Suomi	968,00 162,806	971,00 163,311	968,00 162,806	968,00 162,806	972,00 163,479	971,00 163,311	973,00 163,847	976,00 164,151	969,00 162,974	974,00 163,815	977,00 164,320	972,00 163,479	972,00 163,479
Sweden	1.489,00 161,280	1.475,00 159,119	1.472,00 159,327	1.474,00 158,547	1.461,00 158,070	1.412,00 153,938	1.431,00 154,624	1.459,00 155,074	1.459,00 154,515	1.458,00 153,348	1.442,00 150,938	1.461,00 158,070	1.461,00 158,070
U-K	108,700 181,003	107,800 178,001	106,230 173,668	103,170 168,190	103,170 167,760	99,020 159,313	96,470 152,715	96,070 152,054	94,980 151,101	93,860 151,751	93,430 150,944	103,170 167,760	103,170 167,760
C.E	171,086	165,108	162,866	167,292	173,788	172,784	168,173	166,640	165,736	164,059	160,791	173,786	173,786

MN / Kg PAB €/ Kg PAB	Jambons Proscuiti			Schinken Hammen		Ham Pemas		Jamon 0203 12 11		oct-01	nov-01	déc-01	
	janv-01	févr-01	mars-01	avr-01	mai-01	juin-01	juil-01	août-01	sept-01				
Belgique	84,41 2,093	94,99 2,355	114,36 2,835	114,66 2,843	109,27 2,709	101,78 2,523	94,28 2,337	95,27 2,362	91,41 2,266				
Danmark	14,94 2,001	16,90 2,265	20,43 2,737	19,65 2,633	17,98 2,409	18,30 2,455	17,75 2,384	17,17 2,307	16,81 2,260				
Deutschland	- -	- -	- -	- -	- -	- -	- -	- -	- -				
France	13,70 2,089	15,71 2,396	20,19 3,077	18,86 2,875	18,51 2,822	17,90 2,728	16,07 2,450	15,45 2,355	14,68 2,238				
Italia	7,977 4,120	7,991 4,127	8,448 4,363	8,797 4,543	8,800 4,545	8,850 4,571	9,050 4,674	- -	- -				
Nederland	4,42 2,006	4,97 2,255	5,83 2,646	5,62 2,551	5,16 2,341	4,81 2,18	4,68 2,122	4,60 2,088	4,57 2,075				
U-K	1,626 2,562	1,502 2,372	1,662 2,641	1,637 2,634	1,587 2,583	1,612 2,650	1,619 2,662	1,592 2,543	1,580 2,534				
C.E	2,479	2,628	3,050	3,013	2,902	2,851	2,747	2,331	2,275				

MN / Kg PAB €/ Kg PAB	Epaules Spalle			Schulter Schouders		Shoulders Pas		Paletilla 0203 12 19		oct-01	nov-01	déc-01	
	janv-01	févr-01	mars-01	avr-01	mai-01	juin-01	juil-01	août-01	sept-01				
Belgique	63,4 1,572	66,6 1,651	79,7 1,975	81,3 2,015	78,3 1,941	72,2 1,789	69,9 1,732	74,0 1,835	73,7 1,827				
Danmark	11,50 1,541	11,75 1,574	13,30 1,782	13,80 1,849	13,87 1,859	13,92 1,868	13,20 1,773	12,50 1,679	12,02 1,615				
Deutschland	- -	- -	- -	- -	- -	- -	- -	- -	- -				
France	9,93 1,513	11,01 1,679	12,56 1,914	10,82 1,650	11,14 1,698	11,20 1,707	9,09 1,386	9,63 1,467	9,79 1,492				
Italia	3,616 2,452	3,540 2,472	3,931 2,623	3,683 1,920	3,525 1,821	3,591 1,855	3,855 1,991	- -	- -				
Nederland	3,08 1,398	3,56 1,615	3,99 1,810	3,85 1,746	3,75 1,703	3,53 1,603	3,48 1,580	3,58 1,623	3,63 1,646				
U-K	0,897 1,413	0,863 1,363	0,903 1,435	0,861 1,386	0,849 1,382	0,873 1,435	0,898 1,477	0,932 1,487	0,929 1,490				
C.E	1,648	1,726	1,923	1,761	1,734	1,709	1,653	1,618	1,614				

MN / Kg PAB € / Kg PAB	Jambons Prosciutti		Schinken Hammen		Ham Pernas		Jamon 0203 12 11						
	2-julij	9-julij	16-julij	23-julij	30-julij	6-août	13-août	20-août	27-août	3-sept	10-sept	17-sept	24-sept
Belgique	101,67 2,520	93,00 2,305	88,83 2,202	91,83 2,276	96,83 2,400	98,00 2,429	94,50 2,343	93,83 2,326	93,00 2,305	91,50 2,268	90,83 2,252	89,67 2,225	93,17 2,310
Danmark	18,30 2,458	17,70 2,378	17,50 2,350	17,50 2,350	17,50 2,350	17,20 2,311	17,20 2,311	17,00 2,283	17,00 2,284	17,00 2,284	17,00 2,284	16,60 2,231	16,60 2,232
Deutschland	- -	- -	- -	- -	- -	- -	- -	- -	- -	- -	- -	- -	- -
France	17,00 2,592	16,00 2,439	15,60 2,378	15,60 2,378	15,60 2,378	15,60 2,378	15,60 2,378	15,30 2,332	15,10 2,302	15,10 2,302	14,60 2,226	14,30 2,180	14,60 2,226
Italia	9,050 4,674	9,050 4,674	9,050 4,674	9,050 4,674	- -	- -	- -	- -	- -	- -	- -	- -	- -
Nederland	4,80 2,178	4,80 2,178	4,25 1,929	4,80 2,178	4,80 2,178	4,70 2,133	4,50 2,042	4,50 2,042	4,55 2,065	4,50 2,042	4,45 2,019	4,55 2,065	4,80 2,178
U-K	1,631 2,716	1,609 2,657	1,631 2,666	1,609 2,623	1,609 2,616	1,609 2,589	1,609 2,547	1,585 2,477	1,565 2,490	1,565 2,530	1,565 2,528	1,587 2,510	1,609 2,573
C.E	2,856	2,772	2,700	2,747	2,384	2,368	2,324	2,292	2,289	2,285	2,262	2,244	2,304

MN / Kg PAB € / Kg PAB	Epaules Spalle		Schulter Schouders		Shoulders Pas		Paletilla 0203 12 19						
	2-julij	9-julij	16-julij	23-julij	30-julij	6-août	13-août	20-août	27-août	3-sept	10-sept	17-sept	24-sept
Belgique	71,33 1,768	68,17 1,690	67,67 1,677	70,67 1,752	75,17 1,863	76,67 1,901	72,67 1,801	72,83 1,805	72,83 1,805	72,83 1,805	72,83 1,805	72,83 1,805	76,67 1,901
Danmark	13,60 1,827	13,20 1,774	13,00 1,746	13,00 1,746	13,00 1,746	12,50 1,679	12,50 1,679	12,30 1,652	12,30 1,652	12,30 1,652	12,30 1,652	11,70 1,572	11,70 1,573
Deutschland	- -	- -	- -	- -	- -	- -	- -	- -	- -	- -	- -	- -	- -
France	9,40 1,433	8,90 1,357	8,90 1,357	8,90 1,357	9,40 1,433	9,90 1,509	9,90 1,509	9,40 1,433	9,40 1,433	10,40 1,585	9,45 1,441	9,20 1,403	10,20 1,555
Italia	3,855 1,991	3,855 1,991	3,855 1,991	3,855 1,991	- -	- -	- -	- -	- -	- -	- -	- -	- -
Nederland	3,55 1,611	3,55 1,611	3,25 1,475	3,55 1,611	3,55 1,611	3,80 1,724	3,45 1,566	3,45 1,566	3,85 1,656	3,55 1,611	3,50 1,588	3,65 1,656	3,80 1,724
U-K	0,926 1,542	0,926 1,529	0,882 1,442	0,862 1,405	0,860 1,398	0,904 1,454	0,923 1,461	0,992 1,570	0,970 1,543	0,992 1,604	0,882 1,425	0,926 1,470	0,904 1,445
C.E	1,695	1,659	1,615	1,644	1,610	1,653	1,603	1,605	1,618	1,651	1,582	1,581	1,640

MN / Kg PAB €/ Kg PAB	Longes Lombate			Kotelettsränge Karbonaden		Loins Lombos		Chuleteros 0203 19 13					
	janv-01	févr-01	mars-01	avr-01	mai-01	juin-01	juil-01	août-01	sept-01				
Belgique	106,4 2,638	115,5 2,863	133,1 3,298	128,5 3,186	121,4 3,009	111,6 2,767	101,3 2,511	110,3 2,735	105,5 2,614				
Danmark	26,84 3,595	27,39 3,669	33,19 4,446	34,31 4,598	33,80 4,530	33,04 4,432	29,63 3,980	29,31 3,936	29,00 3,897				
Deutschland	- -	- -	- -	- -	- -	- -	- -	- -	- -				
France	19,26 2,936	20,60 3,141	23,39 3,565	21,60 3,293	22,28 3,396	22,06 3,363	19,56 2,982	19,61 2,990	19,42 2,961				
Italia	8,761 4,525	9,536 4,925	9,765 5,043	9,910 5,118	10,200 5,268	9,550 4,932	9,550 4,932	- -	- -				
Nederland	4,64 2,106	4,80 2,176	5,19 2,355	4,71 2,138	3,89 1,766	3,80 1,722	3,70 1,681	4,05 1,840	4,10 1,860				
U-K	1,390 2,189	1,389 2,193	1,426 2,266	1,476 2,375	1,468 2,391	1,502 2,469	1,503 2,472	1,514 2,418	1,476 2,367				
C.E	2,998	3,161	3,496	3,451	3,393	3,281	2,860	2,784	2,740				

MN / Kg PAB €/ Kg PAB	Poitrines Pancette			Bäuche Bulken		Bellies Peitos		Panceta 0203 19 15					
	janv-01	févr-01	mars-01	avr-01	mai-01	juin-01	juil-01	août-01	sept-01				
Belgique	64,8 1,607	70,9 1,757	75,8 1,878	68,4 1,696	66,7 1,653	69,9 1,734	65,4 1,621	69,6 1,725	71,6 1,775				
Danmark	18,10 2,425	18,09 2,424	18,28 2,450	18,91 2,533	19,00 2,546	18,94 2,541	18,70 2,512	18,62 2,501	18,50 2,486				
Deutschland	- -	- -	- -	- -	- -	- -	- -	- -	- -				
France	13,20 2,012	13,80 2,104	14,55 2,219	12,49 1,904	12,75 1,944	13,78 2,101	12,12 1,848	11,93 1,818	11,61 1,769				
Italia	4,702 1,885	4,788 1,828	5,078 2,031	4,538 2,326	4,073 2,104	3,591 1,855	3,855 1,991	- -	- -				
Nederland	7,85 3,564	8,24 3,740	10,66 4,836	9,92 4,501	9,42 4,275	9,27 4,206	9,04 4,101	9,40 4,266	9,33 4,235				
U-K	2,340 3,688	2,316 3,657	2,308 3,667	2,309 3,714	2,284 3,719	2,313 3,802	2,287 3,761	2,274 3,632	2,288 3,669				
C.E	2,530	2,585	2,847	2,779	2,707	2,706	2,647	2,788	2,787				

MN / Kg PAB €/ Kg PAB	Lard Lardo			Schweinespeck Spek		Pig fat Toucinho		Tocino 0209 00 11					
	janv-01	févr-01	mars-01	avr-01	mai-01	juin-01	juil-01	août-01	sept-01				
Belgique	23,46 0,582	22,33 0,554	22,01 0,546	20,52 0,508	19,67 0,488	19,67 0,488	17,13 0,425	16,00 0,397	16,19 0,402				
Danmark	10,45 1,400	9,64 1,292	9,00 1,206	8,97 1,202	8,00 1,072	8,00 1,073	8,00 1,074	8,00 1,075	8,00 1,075				
Deutschland	- -	- -	- -	- -	- -	- -	- -	- -	- -				
France	4,27 0,651	3,57 0,545	3,50 0,534	2,53 0,386	2,50 0,381	2,50 0,381	2,50 0,381	2,50 0,381	2,50 0,381				
Italia	1,408 0,728	1,143 0,59	1,037 0,535	1,163 0,601	1,185 0,612	1,178 0,608	1,150 0,594	- -	- -				
Nederland	- -	- -	- -	- -	- -	- -	- -	- -	- -				
C.E	0,840	0,745	0,705	0,674	0,638	0,638	0,619	0,618	0,619				

MN / Kg PAB €/ Kg PAB	Longes Lombata		Kotelettsränge Karbonaden			Loins Lombos		Chuleteros 0203 19 13					
	2-julij	9-julij	16-julij	23-julij	30-julij	6-août	13-août	20-août	27-août	3-sept	10-sept	17-sept	24-sept
Belgique	107,17 2,657	99,00 2,454	95,33 2,363	100,33 2,487	110,17 2,731	112,67 2,793	109,83 2,723	109,33 2,710	109,33 2,710	106,00 2,628	104,17 2,582	104,17 2,582	106,33 2,636
Danmark	30,00 4,030	29,50 3,964	29,50 3,962	29,50 3,962	29,50 3,961	29,50 3,963	29,50 3,963	29,00 3,895	29,00 3,895	29,00 3,896	29,00 3,896	29,00 3,897	29,00 3,899
Deutschland	- -	- -	- -	- -	- -	- -	- -	- -	- -	- -	- -	- -	- -
France	20,50 3,125	19,35 2,950	19,10 2,912	19,10 2,912	19,25 2,935	19,50 2,973	19,75 3,011	19,75 3,011	19,75 3,011	19,90 3,034	19,55 2,980	18,95 2,889	1,20 2,927
Italia	6,950 3,589	6,950 3,589	6,950 3,589	6,950 3,589	- -	- -	- -	- -	- -	- -	- -	- -	- -
Nederland	3,75 1,702	3,75 1,702	3,55 1,611	3,75 1,702	3,75 1,702	4,15 1,883	4,10 1,860	4,10 1,860	4,10 1,860	4,10 1,860	4,05 1,838	4,05 1,838	4,20 1,906
U-K	1,499 2,496	1,499 2,475	1,543 2,523	1,477 2,408	1,499 2,437	1,543 2,483	1,521 2,408	1,499 2,373	1,499 2,385	1,477 2,388	1,477 2,386	1,465 2,325	1,477 2,362
C.E	2,933	2,856	2,827	2,843	2,753	2,819	2,793	2,770	2,772	2,761	2,736	2,706	2,746

MN / Kg PAB €/ Kg PAB	Poitrines Pancetta		Bûche Bulken		Bellies Peltos		Panceta 0203 19 15						
	2-julij	9-julij	16-julij	23-julij	30-julij	6-août	13-août	20-août	27-août	3-sept	10-sept	17-sept	24-sept
Belgique	70,00 1,735	64,00 1,587	63,00 1,562	63,33 1,570	67,17 1,665	68,67 1,702	70,33 1,743	70,33 1,743	71,17 1,764	72,00 1,785	72,00 1,785	71,33 1,768	71,17 1,764
Danmark	18,70 2,512	18,70 2,513	18,70 2,511	18,70 2,511	18,70 2,511	18,70 2,512	18,70 2,512	18,50 2,484	18,50 2,485	18,50 2,485	18,50 2,486	18,50 2,486	18,50 2,487
Deutschland	- -	- -	- -	- -	- -	- -	- -	- -	- -	- -	- -	- -	- -
France	12,70 1,936	12,30 1,875	11,70 1,784	11,70 1,784	11,70 1,784	12,20 1,860	12,20 1,860	11,70 1,784	11,70 1,784	12,00 1,829	11,70 1,784	11,20 1,707	11,50 1,753
Italia	3,855 1,991	3,855 1,991	3,855 1,991	3,855 1,991	- -	- -	- -	- -	- -	- -	- -	- -	- -
Nederland	9,15 4,152	9,15 4,152	8,65 3,925	9,15 4,152	9,15 4,152	9,45 4,288	9,45 4,288	9,45 4,288	9,45 4,288	9,40 4,266	9,30 4,220	9,30 4,220	9,30 4,220
U-K	2,250 3,747	2,260 3,732	2,315 3,785	2,315 3,774	2,315 3,764	2,282 3,872	2,205 3,491	2,292 3,628	2,293 3,648	2,282 3,689	2,293 3,705	2,293 3,640	2,282 3,649
C.E	2,679	2,642	2,593	2,630	2,775	2,807	2,779	2,785	2,794	2,811	2,796	2,764	2,775

MN / Kg PAB €/ Kg PAB	Lard Lardo		Schweinespeck Spek		Pig fat Toucinho		Tocino 0208 00 11						
	2-julij	9-julij	16-julij	23-julij	30-julij	6-août	13-août	20-août	27-août	3-sept	10-sept	17-sept	24-sept
Belgique	19,67 0,488	16,83 0,417	16,00 0,397	16,00 0,397	16,00 0,397	16,00 0,397	16,00 0,397	16,00 0,397	16,00 0,397	16,00 0,397	16,00 0,397	16,00 0,397	16,83 0,417
Danmark	8,00 1,075	8,00 1,075	8,00 1,074	8,00 1,074	8,00 1,074	8,00 1,075	8,00 1,075	8,00 1,074	8,00 1,075	8,00 1,075	8,00 1,075	8,00 1,075	8,00 1,076
Deutschland	- -	- -	- -	- -	- -	- -	- -	- -	- -	- -	- -	- -	- -
France	2,50 0,381	2,50 0,381	2,50 0,381	2,50 0,381	2,50 0,381	2,50 0,381	2,50 0,381	2,50 0,381	2,50 0,381	2,50 0,381	2,50 0,381	2,50 0,381	2,50 0,381
Italia	1,150 0,594	1,150 0,594	1,150 0,594	1,150 0,594	- -	- -	- -	- -	- -	- -	- -	- -	- -
Nederland	- -	- -	- -	- -	- -	- -	- -	- -	- -	- -	- -	- -	- -
C.E	0,635	0,617	0,612	0,612	0,617	0,618	0,618	0,617	0,618	0,618	0,618	0,618	0,625

MN /20 Kg PAB € / 20 Kg PAB	Porcelets Suinetti		Ferkel Biggen	Piglets		Lechones 0103-91							
	janv-01	févr-01	mars-01	avr-01	mai-01	juin-01	juil-01	août-01	sept-01				
Belgique	1.614,5	2.083,9	2.333,9	2.230,0	1.912,9	1.695,0	1.445,2	1.654,8	1.448,3				
	40,022	51,659	57,855	55,281	47,419	42,018	35,825	41,022	35,904				
Danmark	382,94	413,46	479,35	450,10	455,19	468,30	430,29	422,10	393,80				
	51,302	55,403	64,219	60,309	61,005	62,823	57,797	56,695	52,918				
Deutschland	108,32	126,79	144,29	133,30	130,13	114,33	108,48	109,39	93,50				
	55,384	64,825	73,774	68,155	66,534	58,458	55,467	55,929	47,806				
Espana	8.642,2	10.257,9	10.964,6	9.864,5	10.700,2	8.233,3	6.650,3	7.298,4	5.677,8				
	51,940	61,651	65,899	59,287	64,309	49,483	39,969	43,864	34,124				
France	270,08	289,00	305,57	319,12	324,49	328,07	305,47	294,74	279,43				
	41,174	44,058	46,585	48,650	49,469	50,014	46,569	44,933	42,599				
Ireland	25,500	25,500	25,500	25,500	25,500	-	-	-	-				
	32,380	32,378	32,378	32,378	32,378	-	-	-	-				
Italia	117.101	128.168	141.742	145.395	150.369	152.695	145.412	138.357	128.212				
	60,478	66,193	73,204	75,090	77,659	78,861	75,099	71,456	66,216				
Luxembourg	2.072,6	2.160,7	2.596,8	2.178,3	1.793,5	1.695,0	1.612,9	1.845,2	1.976,7				
	51,378	53,583	64,372	54,000	44,461	42,018	39,983	45,741	49,000				
Nederland	107,82	132,91	128,35	115,00	79,15	91,28	97,56	94,71	74,63				
	48,928	60,312	58,245	52,185	35,914	41,423	44,273	42,977	33,867				
Portugal	9.690,3	9.500,0	9.909,7	9.466,7	9.716,1	9.666,7	9.748,4	9.800,0	9.636,7				
	48,335	47,386	49,429	47,220	48,464	48,217	48,625	48,882	48,068				
Suomi	369,4	375,5	384,9	402,0	408,0	417,5	423,7	422,5	417,1				
	62,127	63,16	64,741	67,617	68,626	70,218	71,257	71,062	70,151				
Sweden	488,5	487,9	529,1	557,1	538,0	553,2	561,1	550,4	546,5				
	54,859	54,403	57,996	61,214	59,382	60,128	60,621	59,201	56,595				
U-K	26,780	30,271	31,580	31,580	31,580	-	-	-	-				
	42,210	47,806	50,173	50,802	51,412	-	-	-	-				
C.E	49,270	54,061	58,375	56,322	54,387	54,677	52,317	52,887	48,841				

MN /20 Kg PAB € / 20 Kg PAB	Porcolets Sulnetti		Ferkel Bliggen		Piglets		Lechones 0103-91						
	2-juil	9-juil	16-juil	23-juil	30-juil	6-août	13-août	20-août	27-août	3-sept	10-sept	17-sept	24-sept
Belgique	1450,00 35,945	1300,00 32,226	1300,00 32,226	1600,00 39,663	1800,00 44,621	1700,00 42,142	1600,00 39,663	1600,00 39,663	1600,00 39,663	1450,00 35,945	1400,00 34,705	1450,00 35,945	1450,00 35,945
Danmark	436,00 58,572	428,00 57,507	428,00 57,482	428,00 57,482	427,00 57,336	427,00 57,362	419,00 56,290	419,00 56,270	419,00 56,282	392,00 52,682	392,00 52,667	392,00 52,675	392,00 52,707
Deutschland	116,00 59,310	104,00 53,174	104,00 53,174	107,00 54,708	115,00 58,799	114,00 58,287	108,00 55,220	106,00 54,197	104,00 53,174	98,00 50,107	91,00 46,528	91,00 46,528	91,00 46,528
Espana	6.947,0 41,752	6.567,0 39,468	6.567,0 39,468	6.383,0 38,363	6.707,0 40,310	7.399,0 44,469	7.523,0 45,214	7.355,0 44,204	7.355,0 44,204	6.591,0 39,613	5.497,0 33,038	5.063,0 30,429	5.081,0 30,537
France	314,70 47,976	306,30 46,695	299,50 45,658	300,70 45,841	299,10 45,598	305,30 46,543	292,70 44,622	287,50 43,829	288,60 43,997	285,20 43,478	279,70 42,64	277,10 42,244	273,10 41,634
Ireland	- -	- -	- -	- -	- -	- -	- -	- -	- -	- -	- -	- -	- -
Italia	148.143 76,509	147.571 76,214	144.786 74,776	141.786 73,226	140.286 72,452	139.000 71,788	138.643 71,603	138.143 71,345	135.429 69,943	133.643 69,021	128.929 66,586	125.500 64,815	122.714 63,377
Luxembourg	1.650,0 40,902	1.600,0 39,663	1.600,0 39,663	1.600,0 39,663	1.600,0 39,663	1.600,0 39,663	2.000,0 49,579	2.000,0 49,579	2.000,0 49,579	2.000,0 49,579	2.000,0 49,579	1.950,0 48,339	1.950,0 48,339
Nederland	100,50 45,605	100,50 45,605	87,50 39,706	100,50 45,605	100,50 45,605	99,00 44,924	95,50 43,336	91,00 41,294	87,00 39,479	77,50 35,168	70,00 31,765	71,50 32,445	76,00 34,487
Portugal	9.600 47,885	9.800 48,882	9.800 48,882	9.800 48,882	9.800 48,882	9.800 48,882	9.800 48,882	9.800 48,882	9.800 48,882	9.700 48,383	9.600 47,885	9.600 47,885	9.600 47,885
Suomi	420,00 70,639	421,00 70,807	421,00 70,807	434,00 72,994	421,00 70,807	424,00 71,312	422,00 70,975	423,00 71,143	422,00 70,975	422,00 70,975	416,00 69,966	415,00 69,798	414,00 69,630
Sweden	563,44 61,028	560,82 60,500	565,54 61,213	555,75 59,778	559,70 60,555	551,08 60,080	549,51 59,376	544,72 57,897	549,51 58,196	543,51 57,165	546,98 57,254	550,24 56,272	544,23 55,232
U-K	- -	- -	- -	- -	- -	- -	- -	- -	- -	- -	- -	- -	- -
C.E	53,284	51,886	51,187	52,382	53,148	53,223	53,160	52,573	52,216	50,191	48,419	47,943	47,846





*Æg*

*Eier*

*Eggs*


*Œufs*

*Uova*

*Eieren*

MN / 100 kg € / 100 kg													
	Eufs Uova			Eier Eieren		Eggs Ovos		Huevos Auyá					
	janv-01	févr-01	mars-01	avr-01	mai-01	juin-01	juli-01	août-01	sept-01	oct-01	nov-01	déc-01	
<b>Belgique</b>	3.814,4 94,556	3.925,5 97,309	4.025,4 99,786	3.694,7 91,588	3.085,8 76,494	2.997,9 74,316	3.075,8 76,247	3.210,9 79,597	3.318,8 82,271				
<b>Danmark</b>	1.150,7 154,152	1.145,0 153,427	1.145,0 153,394	1.145,0 153,419	1.134,9 152,101	1.132,5 151,928	1.132,5 152,119	1.132,5 152,115	1.132,5 152,183				
<b>Deutschland</b>	185,87 95,034	194,79 99,592	194,45 99,421	181,05 92,569	155,24 79,374	147,95 75,646	150,70 77,040	159,68 81,642	168,73 86,272				
<b>Grèce</b>	35.714 104,810	35.714 104,810	35.714 104,810	35.714 104,810	35.714 104,810	35.714 104,810	35.714 104,810	35.714 104,810	35.714 104,810				
<b>Espagne</b>	13.897 83,525	13.544 81,400	13.549 81,434	12.921 77,658	11.314 67,998	10.029 60,273	10.373 62,341	10.490 63,043	11.100 66,711				
<b>France</b>	556,59 84,85	576,84 87,94	592,63 90,35	538,14 82,04	490,17 74,73	472,44 72,02	504,70 76,94	524,81 80,01	567,02 86,44				
<b>Irlande</b>	97,88 124,282	97,88 124,282	97,88 124,282	97,88 124,282	97,88 124,282	97,88 124,282	97,88 124,282	97,88 124,282	97,88 124,282				
<b>Italie</b>	229.493 118,523	235.516 121,634	243.702 125,861	238.465 123,157	215.745 111,423	208.228 107,541	214.286 110,669	216.590 111,859	232.645 120,151				
<b>Nederland</b>	193,68 87,887	198,84 90,230	201,42 91,401	178,77 81,122	156,17 70,866	146,29 66,385	152,80 69,328	167,31 75,921	168,58 76,500				
<b>Autriche</b>	1.307,7 95,032	1.325,2 96,305	1.329,8 96,640	1.280,5 93,056	1.178,3 85,627	1.156,0 84,009	1.159,1 84,232	1.187,4 86,289	1.219,2 88,600				
<b>Portugal</b>	19.670 98,115	18.386 91,709	18.941 94,476	19.202 95,779	17.503 87,303	15.397 76,798	15.497 77,301	16.005 79,833	16.005 79,833				
<b>Finland</b>	776,00 130,514	769,28 129,384	746,29 125,516	721,13 121,285	631,90 106,278	601,50 101,165	591,87 99,546	572,61 96,307	604,53 101,675				
<b>Suède</b>	1.023,0 114,892	1.114,6 124,283	1.106,7 121,328	1.173,6 128,939	1.153,4 127,303	1.186,6 128,986	1.189,8 128,544	1.212,7 130,464	1.158,6 120,018				
<b>United-kingdom</b>	65,74 103,591	66,32 104,724	66,40 105,496	66,40 106,819	66,40 108,103	66,40 109,155	66,40 109,184	66,40 106,044	66,40 106,490				
<b>Cee €</b>	96,864	98,986	100,274	95,310	86,765	83,463	85,720	88,005	91,621				

MN / 100 kg € / 100 kg	Oeufs Uova				Eier Eieren		Eggs Ovos		Huevos Auyá				
	2-juil	9-juil	16-juil	23-juil	30-juil	6-août	13-août	20-août	27-août	3-sept	10-sept	17-sept	24-sept
<b>Belgique</b>	3.079,4 76,336	3.000,0 74,368	3.039,7 75,352	3.134,9 77,712	3.198,4 79,286	3.127,0 77,516	3.198,4 79,286	3.246,0 80,466	3.309,5 82,040	3.293,7 81,649	3.190,5 79,090	3.333,3 82,630	3.460,3 85,779
<b>Danmark</b>	1.132,5 152,141	1.132,5 152,164	1.132,5 152,099	1.132,5 152,098	1.132,5 152,069	1.132,5 152,138	1.132,5 152,144	1.132,5 152,091	1.132,5 152,121	1.132,5 152,143	1.132,5 152,157	1.132,5 152,179	1.132,5 152,272
<b>Deutchland</b>	151,00 77,205	148,00 75,671	148,50 75,927	153,00 78,228	156,50 80,017	155,00 79,250	159,50 81,551	163,00 83,341	165,00 84,363	166,00 84,874	161,00 82,318	172,50 88,198	176,50 90,243
<b>Grèce</b>	35.714 104,810	35.714 104,810	35.714 104,810	35.714 104,810	35.714 104,810	35.714 104,810	35.714 104,810	35.714 104,810	35.714 104,810	35.714 104,810	35.714 104,810	35.714 104,810	35.714 104,810
<b>Espagne</b>	10.251 61,610	10.251 61,610	10.251 61,610	10.648 63,996	10.714 64,392	10.384 62,409	10.384 62,409	10.442 62,758	10.627 63,870	10.902 65,522	11.194 67,277	11.219 67,428	11.219 67,428
<b>France</b>	491,08 74,865	497,53 75,848	514,34 78,411	518,78 79,088	503,87 76,814	495,91 75,601	522,49 79,653	543,08 82,792	563,91 85,968	573,33 87,404	563,13 85,849	572,52 87,280	559,97 85,367
<b>Irlande</b>	97,88 124,282	97,88 124,282	97,88 124,282	97,88 124,282	97,88 124,282	97,88 124,282	97,88 124,282	97,88 124,282	97,88 124,282	97,88 124,282	97,88 124,282	97,88 124,282	97,88 124,282
<b>Italie</b>	214.286 110,669	214.286 110,669	214.286 110,669	214.286 110,669	214.286 110,669	214.286 110,669	214.286 110,669	214.286 110,669	228.571 118,047	228.571 118,047	231.746 119,687	235.714 121,736	235.714 121,736
<b>Nederland</b>	154,76 70,227	146,83 66,629	148,81 67,527	156,75 71,130	162,70 73,830	162,70 73,830	166,67 75,632	170,63 77,429	174,60 79,230	170,63 77,429	160,71 72,927	164,68 74,729	176,59 80,133
<b>Autriche</b>	1.168,2 84,894	1.155,1 83,943	1.153,3 83,816	1.155,3 83,960	1.167,6 84,854	1.167,5 84,843	1.179,8 85,742	1.207,9 87,779	1.216,8 88,430	1.208,1 87,796	1.206,3 87,663	1.227,0 89,168	1.236,0 89,820
<b>Portugal</b>	15.079 75,214	15.079 75,214	15.741 78,516	16.005 79,833	16.005 79,833	16.005 79,833	16.005 79,833	16.005 79,833	16.005 79,833	16.005 79,833	16.005 79,833	16.005 79,833	16.005 79,833
<b>Finland</b>	589,50 99,147	592,50 99,651	586,00 98,558	598,00 100,576	592,50 99,651	558,00 93,849	563,50 94,774	569,00 95,699	591,00 99,399	612,00 102,931	613,00 103,099	596,50 100,324	600,50 100,997
<b>Suède</b>	1.188,0 128,677	1.178,0 127,079	1.201,0 129,994	1.190,0 127,999	1.200,0 129,831	1.248,0 136,059	1.248,0 134,851	1.179,0 125,314	1.174,0 124,332	1.184,0 124,529	1.156,0 121,001	1.158,0 118,427	1.132,0 114,883
<b>United-Kingdom</b>	66,40 110,570	66,40 109,644	66,40 108,555	66,40 108,251	66,40 107,972	66,40 106,834	66,40 105,116	66,40 105,097	66,40 105,637	66,40 107,357	66,40 107,278	66,40 105,400	66,40 106,168
<b>Cee</b> €	85,515	84,752	85,428	86,751	87,075	86,324	87,598	88,681	90,910	91,454	90,363	92,014	92,857



*Fjerkræ*  
*Geflügel*  
*Poultry*  
*Volaille*  
*Pollama*  
*Gevogelte*

MN / 100 kg € / 100 kg	Poulets Killings												Poill Hühner	Kuikens Chickens	Frangos Pollos	Kοτόπουλα	
	janv-01	févr-01	mar-01	avr-01	mai-01	juin-01	jul-01	août-01	sept-01	oct-01	nov-01	déc-01					
Belgique	6.022,4 149,29	6.752,1 167,381	6.731,7 166,874	6.371,5 157,946	5.838,0 144,721	6.302,4 156,232	6.125,8 151,854	6.565,8 162,758	6.054,7 150,093								
Danmark	912,00 122,181	949,39 127,216	985,52 132,029	1.010,50 135,397	1.038,39 139,164	1.034,67 138,804	1.024,90 137,671	1.037,61 139,369	1.085,57 145,873								
Deutschland	304,76 155,82	306,79 156,857	307,50 157,222	308,67 157,819	309,52 158,253	310,00 158,5	306,30 156,604	305,00 155,944	301,50 154,155								
Grèce	61.000 179,017	61.000 179,017	61.000 179,017	62.467 183,321	63.000 184,886	63.000 184,886	65.581 192,46	68.000 199,56	68.000 199,56								
Espagne	20.955 125,943	22.523 135,365	23.342 140,29	20.658 124,158	17.717 106,482	18.100 108,786	21.062 128,586	22.119 132,935	19.793 118,956								
France	1.177,10 179,447	1.187,86 181,088	1.220,97 186,135	1.236,67 188,528	1.229,03 187,365	1.160,00 176,841	1.150,00 175,316	1.077,42 164,251	1.050,00 160,071								
Irlande	142,29 180,672	146,13 185,540	155,50 197,444	155,50 197,444	155,50 197,444	155,50 197,444	155,50 197,444	155,50 197,444	157,37 199,815								
Italie	302.016 155,978	391.607 202,248	312.742 161,318	256.667 132,557	227.742 117,619	271.333 140,132	258.226 133,362	253.226 130,780	264.750 136,732								
Nederland	308,76 140,109	310,79 141,029	311,50 141,353	312,67 141,882	313,52 142,268	314,00 142,487	310,30 140,804	309,00 140,218	305,50 138,63								
Autriche	2.495,1 181,328	2.496,7 181,441	2.500,7 181,731	2.501,0 181,755	2.527,7 183,696	2.511,7 182,53	2.476,6 179,985	2.518,4 183,021	2.491,8 181,084								
Portugal	28.081 140,065	33.839 168,789	31.516 157,201	26.933 134,342	30.839 153,822	28.200 140,661	28.661 142,962	30.339 151,328	27.550 137,418								
Finlande	1.160,5 195,177	1.163,4 195,667	1.174,3 197,502	1.175,7 197,736	1.182,5 198,874	1.184,2 199,163	1.187,3 199,688	1.196,3 201,202	1.200,4 201,899								
Suède	1.659,5 186,373	1.648,0 183,749	1.586,0 173,886	1.660,6 182,463	1.672,1 184,571	1.683,2 182,948	1.708,6 184,58	1.701,3 182,976	1.722,2 178,353								
Unité d'ingdom	106,35 167,584	105,21 166,135	104,71 166,392	107,93 173,630	107,61 175,201	108,00 177,535	104,30 171,508	102,84 164,235	102,00 163,579								
CE	155,995	164,713	161,999	157,233	153,37	154,599	155,118	153,576	149,781								

MN / 100 kg € / 100 kg	Poulets Killinge				Poili Hühner	Kulkens Chickens	Frangos Pollos	Κοτόπουλα					
	2-juil	9-juil	16-juil	23-juil	30-juil	6-août	13-août	20-août	27-août	3-sept	10-sept	17-sept	24-sept
<b>Belgique</b>	6.043,0 149,802	6.329,0 156,892	6.114,0 151,562	5.971,0 148,017	6.257,0 155,107	6.471,0 160,412	6.757,0 167,502	6.757,0 167,502	6.471,0 160,412	6.471,0 160,412	6.257,0 155,107	5.829,0 144,497	5.543,0 137,407
<b>Danmark</b>	1.051,00 141,192	1.032,00 138,661	1.015,00 136,318	1.008,00 135,378	999,00 134,143	971,00 130,442	970,00 130,313	1.132,00 152,024	1.132,00 152,054	1.132,00 152,076	1.132,00 152,09	1.132,00 152,112	933,00 125,448
<b>Deutschland</b>	310,00 158,5	305,00 155,944	305,00 155,944	305,00 155,944	305,00 155,944	305,00 155,944	305,00 155,944	305,00 155,944	305,00 155,944	305,00 155,944	300,00 153,388	300,00 153,388	300,00 153,388
<b>Grèce</b>	63.000 184,886	63.000 184,886	68.000 199,56	68.000 199,56	68.000 199,56	68.000 199,56	68.000 199,56	68.000 199,56	68.000 199,56	68.000 199,56	68.000 199,56	68.000 199,56	68.000 199,56
<b>Espagna</b>	19.167 115,196	20.994 126,176	20.994 126,176	22.917 137,734	22.917 137,734	22.821 137,157	22.821 137,157	21.474 129,061	20.256 121,741	20.160 121,164	20.160 121,164	19.359 116,35	19.359 116,35
<b>France</b>	1.150,00 175,316	1.150,00 175,316	1.150,00 175,316	1.150,00 175,316	1.150,00 175,316	1.100,00 167,694	1.050,00 160,071	1.050,00 160,071	1.050,00 160,071	1.050,00 160,071	1.050,00 160,071	1.050,00 160,071	1.050,00 160,071
<b>Irlande</b>	155,50 197,444	155,50 197,444	155,50 197,444	155,50 197,444	155,50 197,444	155,50 197,444	155,50 197,444	155,50 197,444	155,50 197,444	157,50 199,984	157,50 199,984	157,50 199,984	157,50 199,984
<b>Italie</b>	270.000 139,443	260.000 134,279	250.000 129,114	250.000 129,114	250.000 129,114	250.000 129,114	250.000 129,114	250.000 129,114	270.000 139,443	270.000 139,443	262.500 135,570	262.500 135,570	262.500 135,570
<b>Nederland</b>	314,00 142,487	309,00 140,218	309,00 140,218	309,00 140,218	309,00 140,218	309,00 140,218	309,00 140,218	309,00 140,218	309,00 140,218	309,00 140,218	304,00 137,949	304,00 137,949	304,00 137,949
<b>Autriche</b>	2.517,0 182,918	2.514,0 182,7	2.530,0 183,862	2.335,0 169,691	2.506,0 182,118	2.526,0 183,572	2.525,0 183,499	2.527,0 183,644	2.499,0 181,609	2.493,0 181,173	2.502,0 181,827	2.517,0 182,918	2.453,0 178,266
<b>Portugal</b>	30.000 149,639	30.500 152,133	27.500 137,169	26.500 132,181	30.000 149,639	30.500 152,133	30.500 152,133	30.500 152,133	30.000 149,639	29.500 147,145	29.000 144,651	26.000 129,687	25.000 124,699
<b>Finlande</b>	1.188,0 199,807	1.187,0 199,639	1.187,0 199,639	1.187,0 199,639	1.188,0 199,807	1.195,0 200,985	1.193,0 200,648	1.202,0 202,162	1.203,0 202,33	1.200,0 201,826	1.201,0 201,994	1.201,0 201,994	1.199,0 201,657
<b>Suède</b>	1.693,0 183,376	1.731,0 186,735	1.677,0 181,516	1.729,0 185,975	1.721,0 186,2	1.705,0 185,882	1.691,0 182,718	1.684,0 178,989	1.715,0 181,627	1.710,0 179,852	1.719,0 179,932	1.723,0 176,208	1.739,0 176,485
<b>United Kingdom</b>	108,00 179,837	103,00 170,075	103,00 168,386	103,00 167,914	103,00 167,482	103,00 165,717	103,00 163,052	103,00 163,023	102,00 162,269	102,00 164,911	102,00 164,790	102,00 161,905	102,00 163,084
<b>CEE</b>	155,822	155,258	153,844	155,134	156,169	154,668	153,121	152,401	151,736	152,035	150,833	148,425	147,273





***Oksekød***

***Rindfleisch***

***Beef***

***Viande bovine***

***Carne bovina***

***Rundvlees***

€/ 100 kg	Bovins vivants Levende runderen		Lebende Rinder Bovinos		Bovini vivi		Live bovine animals						
	janv-01	févr-01	mars-01	avr-01	mai-01	juin-01	juil-01	août-01	sept-01	oct-01	nov-01	déc-01	
Belgique	166,159	160,675	159,688	159,688	159,854	160,096	155,564	153,877	144,600				
Danmark	93,800	87,854	88,472	88,543	90,966	91,329	91,018	90,641	90,354				
Deutschland	70,050	71,629	72,915	72,817	80,409	82,590	82,402	86,081	81,346				
Ellas	188,071	187,536	191,787	192,671	198,717	202,198	201,705	199,393	199,033				
Espagne	123,238	113,380	109,113	111,808	124,563	129,146	125,869	134,169	138,116				
Finland	-	-	-	-	-	-	-	-	-				
France	128,545	125,798	127,845	130,610	133,935	134,829	128,175	128,321	122,108				
Irland	107,396	107,421	108,597	108,597	108,597	110,700	111,372	105,741	107,274				
Italia	72,574	68,990	68,379	68,499	68,499	68,247	72,006	71,668	70,639				
Luxembourg	-	-	-	-	-	-	-	-	-				
Nederland	93,498	87,782	87,449	87,449	87,449	87,449	87,449	87,449	87,449				
Autriche	-	-	-	-	-	-	-	-	-				
Portugal	162,174	163,106	159,748	162,548	162,158	163,009	159,761	156,178	156,952				
Suède	-	-	-	-	-	-	-	-	-				
U-K	134,347	133,385	128,846	130,649	132,054	133,562	133,563	129,625	130,126				
C.E	110,440	108,091	107,850	109,100	112,735	114,185	112,328	112,474	110,029				

€/ 100 kg	Bovins vivants Levende runderen		Lebende Rinder Bovinos		Bovini vivi		Live bovine animals						
	29-juin	6-juil	13-juil	20-juil	27-juil	3-août	10-août	17-août	24-août	31-août	7-sept	14-sept	21-sept
Belgique	157,184	155,838	155,838	154,396	154,810	154,507	154,507	153,932	153,026	148,768	146,932	143,681	141,473
Danmark	91,495	91,523	91,518	90,231	90,239	90,237	90,398	90,989	91,002	91,000	91,148	91,123	88,860
Deutschland	82,222	80,769	80,036	84,073	85,842	87,169	88,421	85,250	84,111	82,160	80,850	80,527	81,850
Ellaas	202,889	202,889	202,663	199,623	200,436	199,727	199,193	199,202	199,227	198,853	199,013	199,406	198,916
Espagne	128,306	124,694	124,760	126,373	127,922	130,367	133,677	135,674	138,102	138,663	138,487	138,063	137,801
Finland	-	-	-	-	-	-	-	-	-	-	-	-	-
France	130,519	128,424	126,985	127,440	128,180	128,755	128,553	128,702	127,723	125,456	118,527	124,030	121,617
Ireland	114,176	112,566	111,544	110,202	108,292	106,336	105,636	104,564	105,448	107,488	107,369	108,440	106,825
Italia	72,903	72,046	71,863	71,712	71,668	71,668	71,668	71,668	71,668	71,668	70,649	70,304	69,742
Luxembourg	-	-	-	-	-	-	-	-	-	-	-	-	-
Nederland	87,449	87,449	87,449	87,449	87,449	87,449	87,449	87,449	87,449	87,449	87,449	87,449	87,449
Autriche	-	-	-	-	-	-	-	-	-	-	-	-	-
Portugal	160,898	161,324	162,561	157,824	155,226	155,866	155,642	156,846	156,539	156,799	156,915	157,214	157,134
Suède	-	-	-	-	-	-	-	-	-	-	-	-	-
U-K	134,777	135,203	133,219	132,439	132,110	131,483	129,187	128,335	128,750	129,884	131,828	129,587	129,005
C.E	113,552	112,397	111,509	112,083	112,495	112,823	112,870	112,268	112,090	111,357	109,394	110,358	109,526



***Mejeriprodukter***  
***Milcherzeugnisse***  
***Milk products***  
***Produits laitiers***  
***Prodotti lattiero***  
***Zuivelprodukten***

MN / 100 Kg €/ 100 Kg	PG1		Lactosérum en poudre			Powdered whey			Süssmolkenpulver				
	Weipoeder									Soro de leite		0404 10 02	
	janv-01	févr-01	mars-01	avr-01	mai-01	juin-01	juil-01	août-01	sept-01				
Danmark	-	-	-	-	356,00	421,50	408,00	388,60	406,67				
	-	-	-	-	47,71	56,55	54,81	52,20	54,64				
Deutschland	153,75	109,75	100,40	94,75	99,60	111,50	98,50	104,80	106,00				
	78,61	56,11	51,33	48,45	50,92	57,01	50,36	53,58	54,20				
France	471,50	346,25	323,00	307,00	313,00	361,25	329,25	341,00	361,25				
	71,88	52,79	49,24	46,80	47,72	55,07	50,20	51,98	55,07				
Nederland	178,00	126,75	110,00	105,75	109,80	126,50	115,25	117,60	124,50				
	80,77	57,52	49,91	47,99	49,82	57,41	52,30	53,37	58,50				
Suomi Finland	251,50	405,97	228,37	306,23	448,00	373,73	369,50	399,99	352,74				
	42,30	68,28	38,41	51,51	75,35	62,86	62,15	67,27	59,33				
Sweden	486,75	531,75	484,60	501,50	498,60	512,75	486,50	430,20	541,25				
	54,67	59,41	53,15	55,12	55,00	55,67	52,54	46,26	55,99				
U-K	48,00	48,00	48,00	39,00	39,00	44,00	44,00	40,00	42,75				
	75,61	69,94	52,73	43,73	44,59	51,56	51,24	44,55	46,88				
CEE	71,27	60,19	54,96	51,12	55,24	58,86	55,92	54,79	58,89				

MN / 100 Kg €/ 100 Kg	PG2		Poudre de lait			Skimmed milkpowdered			Magermilchpulver				
	Magere melkpoeder									0402 10 19			
	janv-01	févr-01	mars-01	avr-01	mai-01	juin-01	juil-01	août-01	sept-01				
Belgique	10.981,3	10.277,5	9.905,0	9.522,5	9.989,0	10.410,0	10.225,0	9.735,0	9.548,8				
	272,22	254,77	242,11	236,06	247,13	258,06	253,47	241,33	236,71				
Danmark	1.978,50	1.917,00	1.766,80	1.715,00	1.753,00	1.961,25	1.987,25	1.843,80	1.695,33				
	265,05	256,88	236,70	229,80	234,95	263,13	266,94	247,65	227,78				
Deutschland	519,0	490,0	472,6	464,8	480,6	499,5	492,3	483,4	476,0				
	285,3625	250,5325	239,346	237,6225	245,726	255,3875	251,6875	247,168	243,37				
España	38.000	43.100	43.100	43.100	43.100	43.100	43.100	43.100	43.100				
	228,38	259,04	247,58	259,04	259,04	259,05	259,04	259,04	259,04				
France	1.778,75	1.731,25	1.617,00	1.522,25	1.535,00	1.695,00	1.676,25	1.624,00	1.566,67				
	271,17	263,93	242,74	232,07	234,01	258,40	255,54	247,58	238,84				
Irland	195,00	187,50	172,00	165,00	175,80	185,00	182,50	171,00	169,00				
	247,6	238,075	218,398	209,51	223,216	234,9	231,725	217,126	214,59				
Nederland	586,25	548,75	524,00	506,25	534,20	556,25	542,75	523,02	502,50				
	266,03	249,03	235,76	229,73	242,41	252,42	246,29	237,34	228,03				
Osterreich	3.730,0	3.667,5	3.480,0	3.495,0	3.580,0	3.725,0	3.732,5	3.582,1	3.550,0				
	271,07	266,5275	248,398	253,9875	260,166	270,705	271,25	260,322	257,99				
Suomi Finland	1.454,9	1.450,6	1.447,2	1.440,4	1.430,3	1.456,4	1.516,9	1.452,6	1.403,2				
	244,89	243,98	242,78	242,25	240,57	244,94	255,13	244,31	236,01				
Sweden	1.974,0	2.015,8	2.006,8	1.994,0	1.949,2	2.009,8	1.966,8	1.989,8	1.985,5				
	221,7025	225,1425	220,16	219,1475	215,032	218,2025	212,405	213,682	205,3				
U-K	187,00	187,00	187,00	177,00	181,00	186,00	191,00	183,00	188,50				
	294,56	272,46	205,44	198,48	206,94	217,95	222,43	203,75	206,76				
CEE	259,16	251,83	241,75	239,45	245,39	258,44	257,52	245,51	242,49				

MN / 100 Kg € / 100 Kg	PG1		Lactosérum en poudre			Powdered whey			Süsmolkenpulver				
			Welpoeder			Soro de leite			0404 10 02				
	2-jul	9-jul	16-jul	23-jul	30-jul	6-août	13-août	20-août	27-août	3-sept	10-sept	17-sept	24-sept
Danmark	409,00 54,95	427,00 57,37	418,00 56,14	378,00 50,77	386,00 51,83	382,00 51,32	388,00 52,13	392,00 52,64	395,00 53,06	402,00 54,01	408,00 54,55	412,00 55,36	- -
Deutschland	100,00 51,13	100,00 51,13	98,00 50,11	96,00 49,08	104,00 53,17	102,00 52,15	105,00 53,69	107,00 54,71	106,00 54,20	106,00 54,20	106,00 54,20	106,00 54,20	106,00 54,20
France	330,00 50,31	340,00 51,83	322,00 49,09	325,00 49,55	330,00 50,31	335,00 51,07	345,00 52,59	350,00 53,36	345,00 52,59	360,00 54,88	365,00 55,64	360,00 54,88	360,00 54,88
Nederland	116,00 53,55	117,00 53,09	113,00 51,28	113,00 51,28	116,00 52,64	116,00 52,64	116,00 52,64	119,00 54,00	121,00 54,91	123,00 55,81	126,00 57,18	126,00 57,18	123,00 55,81
Suomi Finland	405,97 68,28	405,97 68,28	333,02 56,01	333,02 56,01	476,02 80,06	405,97 68,28	405,97 68,28	405,97 68,28	306,03 51,47	335,99 56,51	335,99 56,51	333,02 58,01	405,97 68,28
Sweden	450,00 48,74	504,00 54,37	504,00 54,55	488,00 52,49	419,00 45,33	491,00 53,53	376,00 40,63	489,00 51,97	376,00 39,82	504,00 53,01	595,00 62,28	595,00 60,85	471,00 47,80
U-K	44,00 52,14	44,00 51,66	44,00 50,87	44,00 50,28	44,00 50,09	39,00 44,13	39,00 43,04	39,00 42,68	39,00 42,81	39,00 43,44	44,00 48,49	44,00 47,63	44,00 47,96
CEE	57,16	56,74	55,63	54,14	57,83	56,53	52,27	54,73	52,60	56,20	60,21	58,64	60,49

MN / 100 Kg € / 100 Kg	PG2		Poudre de lait			Skimmed milkpowdered			Magermilchpulver				
			Magere melkpoeder						0402 10 19				
	2-jul	9-jul	16-jul	23-jul	30-jul	6-août	13-août	20-août	27-août	3-sept	10-sept	17-sept	24-sept
Belgique	10.335,0 256,20	10.280,0 254,83	10.205,0 252,98	10.080,0 249,88	9.880,0 244,92	9.815,0 243,31	9.795,0 242,81	9.675,0 239,84	9.510,0 235,75	9.555,0 236,86	9.540,0 236,49	9.600,0 237,98	9.500,0 235,50
Danmark	2.008,0 269,76	1.978,0 265,77	1.982,0 266,19	1.981,0 266,05	1.978,0 265,60	1.913,0 256,99	1.836,0 246,65	1.758,0 236,09	1.734,0 232,92	1.712,0 229,99	1.692,0 227,33	1.682,0 226,02	- -
Deutschland	492,0 251,56	492,0 251,56	493,0 252,07	492,0 251,56	492,0 251,56	487,0 249	483,1 247	479,0 244,91	476,0 243,37	476,0 243,37	476,0 243,37	476,0 243,37	476,0 243,37
España	43.100 259,04	43.100 259,04	43.100 259,04	43.100 259,04	43.100 259,04	43.100 259,04	43.100 259,04	43.100 259,04	43.100 259,04	43.100 259,04	43.100 259,04	43.100 259,04	43.100 259,04
France	1.685,0 256,88	1.700,0 259,16	1.670,0 254,59	1.650,0 251,54	1.660,0 253,07	1.635,0 249,25	1.635,0 249,25	1.600,0 243,92	1.590,0 242,39	1.580,0 240,87	1.570,0 239,34	1.550,0 236,3	- -
Irland	185,00 234,90	180,00 228,55	185,00 234,90	180,00 228,55	174,00 220,93	174,00 220,93	169,00 214,59	169,00 214,59	169,00 214,59	169,00 214,59	169,00 214,59	169,00 214,59	169,00 214,59
Nederland	554,00 251,39	547,00 248,22	540,00 245,04	530,00 240,50	530,00 240,50	530,00 240,50	525,10 238,28	520,00 235,97	510,00 231,43	505,00 229,16	505,00 229,16	500,00 228,89	500,00 226,89
Osterreich	3.750,0 272,52	3.750,0 272,52	3.750,0 272,52	3.680,0 267,44	3.630,0 263,8	3.630,0 263,8	3.550,6 258,03	3.550,0 257,99	3.550,0 257,99	3.550,0 257,99	3.550,0 257,99	3.550,0 257,99	3.550,0 257,99
Suomi Finland	1.516,9 255,13	1.516,9 255,13	1.516,9 255,13	1.516,9 255,13	1.469,0 247,07	1.469,0 247,07	1.469,0 247,07	1.469,0 247,07	1.387,0 233,28	1.387,0 233,28	1.416,0 238,15	1.405,0 236,30	1.405,0 236,30
Sweden	1.968,0 213,16	2.073,0 223,63	1.913,0 207,06	1.913,0 205,77	2.029,0 219,52	1.964,0 214,12	1.963,0 212,11	2.037,0 216,51	1.956,0 207,15	1.968,0 208,99	1.996,0 208,93	1.996,0 204,13	1.982,0 201,15
U-K	191,00 226,32	191,00 224,27	191,00 220,83	191,00 218,28	191,00 217,43	181,00 204,79	181,00 199,75	181,00 198,10	181,00 198,67	181,00 201,59	191,00 210,51	191,00 206,77	191,00 208,17
CEE	258,00	257,87	255,80	258,40	251,72	249,79	245,48	241,80	238,74	240,88	242,09	244,22	242,76

MN / 100 Kg € / 100 Kg	PG3		Poudre de lait entier			Whole milkpowdered			Vollmilchpulver						
	janv-01	févr-01	mars-01	avr-01	mai-01	juin-01	juil-01	août-01	sept-01	0402 21 19					
Belgique	12.503 309,93	12.030 298,22	11.654 288,90	11.425 283,22	11.545 286,19	11.655 288,92	11.565 286,69	11.400 282,60	11.245 278,76						
Danmark	- -	- -	- -	- -	2.159,40 289,41	2.399,00 321,86	2.132,75 286,49	2.128,40 285,88	2.058,33 276,55						
Deutschland	606,3 309,98	579,5 296,29	565,0 288,88	565,0 288,88	569,8 291,33	588,8 301,02	576,5 294,76	568,0 290,41	568,0 290,41						
France	1.957,5 298,42	1.831,3 279,18	1.775,0 270,60	1.782,5 271,74	1.770,0 269,83	1.780,0 268,31	1.845,0 281,27	1.785,0 272,12	1.755,0 267,55						
Irland	218,00 276,80	211,25 268,23	200,40 254,46	195,50 248,24	205,80 261,31	211,25 268,23	209,25 265,69	201,40 255,73	199,00 252,68						
Nederland	676,3 308,89	646,3 293,26	634,0 287,70	627,5 284,75	627,0 284,52	633,8 287,58	625,0 283,61	614,0 278,62	601,3 272,84						
Osterreich	4.330,0 314,70	4.310,0 313,22	4.130,0 300,14	4.087,5 297,05	4.120,0 299,41	4.200,0 305,23	4.187,5 304,32	4.150,0 301,59	4.150,0 301,59						
Suomi Finland	1.654,0 278,19	1.654,0 278,18	1.654,0 278,18	1.654,0 278,18	1.654,0 278,18	1.654,0 278,18	1.654,0 278,18	1.654,0 278,18	1.654,0 278,18						
Sweden	- -	- -	- -	- -	- -	- -	- -	- -	- -						
U-K	210,00 330,79	210,00 305,96	210,00 230,71	210,00 235,48	210,00 240,10	210,00 246,07	210,00 244,55	210,00 233,75	210,00 230,39						
CEE	304,23	291,34	287,28	285,93	291,32	296,17	292,27	286,94	284,07						

MN / 100 Kg € / 100 Kg	PG4		Lait condensé			Condensed milk			Kondensmilch						
	janv-01	févr-01	mars-01	avr-01	mai-01	juin-01	juil-01	août-01	sept-01	0402 91 19					
Deutschland	355,0 181,51	355,0 181,51	355,0 181,51	355,0 181,51	360,0 184,07	360,0 184,08	360,0 184,07	360,0 184,07	360,0 184,07						
Ellas	- -	- -	58.200 170,80	58.200 170,80	58.200 170,80	58.203 170,81	58.200 170,80	- -	- -						
Nederland	389,0 176,52	389,0 176,52	389,0 176,52	389,0 176,52	389,0 176,52	389,1 176,55	389,0 176,52	389,0 176,52	389,0 176,52						
U-K	158,0 248,88	158,0 230,20	158,0 173,58	158,0 177,17	158,0 180,64	158,0 185,14	158,0 184,00	158,0 175,87	158,0 173,34						
CEE	205,58	190,85	202,20	195,76	197,20	199,32	206,87	207,28	215,03						

MN / 100 Kg € / 100 Kg	PG5		Lait condensé sucré			Sweetened condensed milk			Kondensmilch gazuckert						
	janv-01	févr-01	mars-01	avr-01	mai-01	juin-01	juil-01	août-01	sept-01	0402 99 19					
Ellas	- -	- -	71.000 208,36	71.000 208,36	71.000 208,36	71.004 208,37	71.000 208,36	- -	- -						
España	35.558 213,71	35.558 213,71	35.619 214,07	35.634 214,16	35.702 214,57	35.718 214,69	35.721 214,69	35.723 214,70	35.799 215,16						
Nederland	493,0 223,71	493,0 223,71	493,0 223,71	493,0 223,71	493,0 223,71	493,1 223,74	493,0 223,71	493,0 223,71	493,0 223,71						
U-K	211,0 332,37	211,0 307,42	211,0 231,81	211,0 236,60	211,0 241,24	211,0 247,24	211,0 245,72	211,0 234,87	211,0 231,49						
CEE	266,22	237,91	259,29	249,09	252,07	250,15	261,88	275,38	259,15						



MN / 100 Kg	PG3												
	Poudre de lait entier					Whole milkpowdered				Vollmilchpulver			
€ / 100 Kg	Voile melkpoeder					Leche entera en polvo				0402 21 19			
	2-julij	9-julij	16-julij	23-julij	30-julij	6-août	13-août	20-août	27-août	3-sept	10-sept	17-sept	24-sept
Belgique	11.625 288,18	11.580 287,06	11.545 286,19	11.510 285,33	11.450 283,84	11.395 282,47	11.395 282,47	11.435 283,47	11.325 280,74	11.275 279,50	11.250 278,88	11.280 279,82	11.175 277,02
Danmark	2.022,0 271,64	2.083,0 279,87	2.212,0 297,08	2.214,0 297,35	2.185,0 293,40	2.134,0 286,68	2.145,0 288,17	2.092,0 280,95	2.086,0 280,20	2.078,0 279,16	2.071,0 278,25	2.026,0 272,24	-
Deutschland	582,0 297,57	582,0 297,57	574,0 293,48	568,0 290,41	568,0 290,41	568,0 290,41	568,0 290,41	568,0 290,41	568,0 290,41	568,0 290,41	568,0 290,41	568,0 290,41	568,0 290,41
France	1.850,0 282,03	1.840,0 280,51	1.840,0 280,51	1.850,0 282,03	1.800,0 274,41	1.795,0 273,65	1.780,0 271,36	1.785,0 272,12	1.785,0 269,07	1.765,0 269,07	1.775,0 270,60	1.740,0 265,26	1.740,0 265,26
Ireland	203,00 257,76	210,00 266,64	214,00 271,72	210,00 268,64	205,00 280,30	205,00 280,30	199,00 252,68	199,00 252,68	199,00 252,68	199,00 252,68	199,00 252,68	199,00 252,68	199,00 252,68
Nederland	630,0 285,88	630,0 285,88	620,0 281,34	620,0 281,34	620,0 281,34	620,0 281,34	615,0 279,07	610,0 276,81	605,0 274,54	605,0 274,54	605,0 274,54	600,0 272,27	595,0 270,00
Osterreich	4.200,0 305,23	4.200,0 305,23	4.200,0 305,23	4.150,0 301,59	4.150,0 301,59	4.150,0 301,59	4.150,0 301,59	4.150,0 301,59	4.150,0 301,59	4.150,0 301,59	4.150,0 301,59	4.150,0 301,59	4.150,0 301,59
Suomi Finland	1.654,0 278,18	1.654,0 278,18	1.654,0 278,18	1.654,0 278,18	1.654,0 278,18	1.654,0 278,18	1.654,0 278,18	1.654,0 278,18	1.654,0 278,18	1.654,0 278,18	1.654,0 278,18	1.654,0 278,18	1.654,0 278,18
Sweden	-	-	-	-	-	-	-	-	-	-	-	-	-
U-K	210,00 248,84	210,00 246,58	210,00 242,80	210,00 239,99	210,00 239,06	210,00 237,61	210,00 231,76	210,00 229,83	210,00 230,51	210,00 233,89	210,00 231,45	210,00 227,34	210,00 228,88
CEE	290,59	291,98	293,15	293,33	289,44	288,96	286,33	285,37	284,83	284,27	284,38	281,86	285,77

MN / 100 Kg	PG4												
	Lait condensé					Condensed milk				Kondensmilch			
€ / 100 Kg	Gecondenseerde melk					Leche concentrada				0402 91 19			
	2-julij	9-julij	16-julij	23-julij	30-julij	6-août	13-août	20-août	27-août	3-sept	10-sept	17-sept	24-sept
Deutschland	360,0 184,07	360,0 184,07	360,0 184,07	360,0 184,07	360,0 184,07	360,0 184,07	360,0 184,07	360,0 184,07	360,0 184,07	360,0 184,07	360,0 184,07	360,0 184,07	360,0 184,07
Eilas	58.200 170,80	58.200 170,80	58.200 170,80	-	-	-	-	-	-	-	-	-	-
Nederland	389,0 176,52	389,0 176,52	389,0 176,52	389,0 176,52	389,0 176,52	389,0 176,52	389,0 176,52	389,0 176,52	389,0 176,52	389,0 176,52	389,0 176,52	389,0 176,52	389,0 176,52
U-K	158,0 187,22	158,0 185,52	158,0 182,68	158,0 180,56	158,0 179,86	158,0 178,77	158,0 174,37	158,0 172,92	158,0 173,43	158,0 175,97	158,0 174,14	158,0 171,05	158,0 172,20
CEE	207,70	207,20	206,62	205,97	205,84	219,35	203,72	203,48	204,02	215,95	216,29	213,55	214,34

MN / 100 Kg	PG5												
	Lait condensé sucré					Sweetened condensed milk				Kondensmilch gezuckert			
€ / 100 Kg	Gecondens. Melk gesuik.					Leche concentr. azucarada				0402 99 19			
	2-julij	9-julij	16-julij	23-julij	30-julij	6-août	13-août	20-août	27-août	3-sept	10-sept	17-sept	24-sept
Eilas	71.000 208,36	71.000 208,36	71.000 208,36	-	-	-	-	-	-	-	-	-	-
España	35.718 214,67	35.718 214,67	35.723 214,70	35.723 214,70	35.723 214,70	35.723 214,70	35.723 214,70	35.723 214,70	35.723 214,70	35.793 215,12	35.801 215,17	35.801 215,17	35.801 215,17
Nederland	493,0 223,71	493,0 223,71	493,0 223,71	493,0 223,71	493,0 223,71	493,0 223,71	493,0 223,71	493,0 223,71	493,0 223,71	493,0 223,71	493,0 223,71	493,0 223,71	493,0 223,71
U-K	211,0 250,02	211,0 247,76	211,0 243,96	211,0 241,13	211,0 240,20	211,0 238,74	211,0 232,86	211,0 230,93	211,0 231,60	211,0 235,00	211,0 232,55	211,0 228,42	211,0 229,97
CEE	262,98	262,31	261,55	260,68	263,41	277,36	257,67	278,69	279,77	259,96	260,28	257,84	258,54

MN / 100 Kg € / 100 Kg	PG6		Beurre			Butter			Markenbutter						
	janv-01	févr-01	mars-01	avr-01	mai-01	juin-01	juil-01	août-01	sept-01	0405 10 19					
Belgique	12.861,3 318,84	12.582,5 311,91	12.714,0 315,17	12.797,5 317,24	12.983,0 321,84	13.192,5 327,03	13.222,5 327,78	13.126,0 325,38	13.141,3 325,76						
Danmark	- -	- -	- -	- -	2.810,00 376,61	2.810,00 377,00	2.810,00 377,46	2.810,00 377,43	2.810,00 377,54						
Deutschland	670,00 342,58	655,75 335,28	642,00 328,25	652,25 333,49	660,00 337,45	670,00 342,57	678,00 346,66	678,00 346,66	678,00 346,66						
Elias	- -	- -	158.500 465,15	158.500 465,15	158.500 465,15	158.500 465,15	158.500 465,15	- -	- -						
España	50.185 301,62	48.121 289,22	48.316 290,39	49.142 295,35	49.390 296,84	49.956 300,25	51.930 312,11	51.901 311,93	50.859 308,52						
France	2.081,25 317,30	1.993,75 303,95	1.982,00 302,15	2.016,25 307,38	2.030,00 309,47	2.141,50 326,47	2.153,75 328,34	2.080,00 317,09	2.055,00 313,28						
Irland	230,00 292,04	223,25 283,47	230,00 292,04	230,00 292,04	239,00 303,47	242,00 307,28	241,50 306,65	234,60 297,88	231,00 293,31						
Italia	500.600 258,54	497.675 257,03	448.400 231,58	464.350 239,82	456.800 235,92	456.800 235,92	456.800 235,92	- -	- -						
Nederland	692,50 314,27	677,50 307,44	679,00 308,12	690,00 313,11	708,00 321,28	735,00 333,53	740,00 335,80	736,00 333,98	711,25 323,89						
Osterreich	4.685,00 340,49	4.547,50 330,48	4.460,00 324,12	4.562,50 331,57	4.620,00 335,75	4.687,50 340,65	4.700,00 341,56	4.700,00 341,56	4.700,00 341,56						
Suomi Finland	1.874,62 315,30	1.880,62 316,30	1.835,06 308,64	1.846,88 310,62	1.865,66 313,78	1.864,88 313,65	1.884,11 316,89	1.886,87 317,35	1.867,36 314,74						
Sweden	3.325,00 373,45	3.325,00 371,37	3.325,00 364,77	3.212,50 353,07	3.100,00 340,77	3.100,00 338,35	3.100,00 334,79	3.280,00 352,54	3.100,00 320,54						
U-K	186,25 293,38	189,25 276,00	186,80 205,20	189,25 212,21	191,60 219,08	196,75 230,54	198,50 228,84	192,80 214,65	194,00 212,82						
CEE	313,71	306,36	307,95	321,72	332,23	335,02	332,03	329,76	325,19						

MN / 100 Kg € / 100 Kg	PG7		Butteroll			Butteroeil			Butterolle						
	janv-01	févr-01	mars-01	avr-01	mai-01	juin-01	juil-01	août-01	sept-01	0405 10 90					
Irland	283,00 359,34	283,00 359,34	283,00 359,34	283,00 359,34	294,40 373,81	298,00 378,38	297,25 377,43	287,80 365,43	283,00 359,34						
U-K	249,00 392,23	248,00 361,68	245,00 269,16	243,00 272,48	247,00 282,40	252,00 295,28	255,00 296,96	255,00 283,84	250,00 274,27						

MN / 100 Kg € / 100 Kg	PG8		Emmental			Emmenthal			Emmentaler						
	janv-01	févr-01	mars-01	avr-01	mai-01	juin-01	juil-01	août-01	sept-01	0406 90 13					
ex PG 7															
Deutschland	813,00 415,68	817,00 417,73	822,40 420,48	827,00 422,84	830,00 424,37	830,75 424,76	842,25 430,64	846,60 432,86	850,00 434,80						
España	107.828 648,06	107.904 648,52	108.535 652,31	108.693 653,26	108.755 653,64	108.771 653,74	109.086 655,62	109.086 655,62	109.086 655,62						
France	3.062,0 466,80	- -	2.878,0 438,75	2.878,0 438,75	- -	- -	2.972,0 453,08	2.962,0 451,55	2.951,0 449,88						
Osterreich	4.800,0 348,84	4.837,5 351,55	4.870,0 353,91	4.950,0 359,73	4.950,0 359,73	4.950,0 359,73	4.950,0 359,73	4.950,0 359,73	4.950,0 359,73						
Suomi Finland	2.264,0 380,77	2.259,8 380,07	2.219,2 373,24	2.235,6 376,00	2.302,4 387,24	2.287,9 384,80	2.358,3 396,63	2.271,3 382,01	2.197,4 369,58						

MN / 100 Kg	PG6		Beurre			Butter			Markenbutter				
	€ / 100 Kg		Boter			Mantequilla			0405 10 19				
	2-juil	9-juil	16-juil	23-juil	30-juil	6-août	13-août	20-août	27-août	3-sept	10-sept	17-sept	24-sept
Belgique	13.240,0 328,21	13.225,0 327,84	13.195,0 327,10	13.230,0 327,96	13.215,0 327,59	13.155,0 326,10	13.090,0 324,49	13.085,0 324,37	13.085,0 324,37	13.130,0 325,48	13.075,0 324,12	13.175,0 326,60	13.185,0 326,85
Danmark	2.810,00 377,50	2.810,00 377,56	2.810,00 377,39	2.810,00 377,39	2.810,00 377,32	2.810,00 377,49	2.810,00 377,51	2.810,00 377,37	2.810,00 377,45	2.810,00 377,50	2.810,00 377,54	2.810,00 377,59	-
Deutschland	678,00 346,66	678,00 346,66	678,00 346,66	678,00 346,66	678,00 346,66	678,00 346,66	678,00 346,66	678,00 346,66	678,00 346,66	678,00 346,66	678,00 346,66	678,00 346,66	678,00 346,66
Ella	158.500 465,15	158.500 465,15	158.500 465,15	-	-	-	-	-	-	-	-	-	-
España	51.877 311,79	51.877 311,79	51.207 307,76	52.760 317,09	52.760 317,09	51.116 307,21	51.877 311,79	51.877 311,79	51.877 311,79	51.877 311,79	51.877 311,79	49.980 311,79	49.700 298,70
France	2.155,00 328,53	2.155,00 326,53	2.155,00 328,53	2.150,00 327,77	2.125,00 323,95	2.090,00 318,62	2.075,00 316,33	2.055,00 313,28	2.055,00 313,28	2.055,00 313,28	2.055,00 313,28	2.055,00 313,28	2.055,00 313,28
Irland	242,00 307,28	242,00 307,28	242,00 307,28	240,00 304,74	240,00 304,74	240,00 304,74	231,00 293,31	231,00 293,31	231,00 293,31	231,00 293,31	231,00 293,31	231,00 293,31	231,00 293,31
Italia	456.800 235,92	456.800 235,92	-	-	-	-	-	-	-	-	-	-	-
Nederland	740,00 335,80	740,00 335,80	740,00 335,80	740,00 335,80	740,00 335,80	740,00 335,80	740,00 335,80	730,00 331,26	730,00 331,26	720,00 326,72	720,00 326,72	710,00 326,72	695,00 315,98
Osterreich	4.700,00 341,56	4.700,00 341,56	4.700,00 341,56	4.700,00 341,56	4.700,00 341,56	4.700,00 341,56	4.700,00 341,56	4.700,00 341,56	4.700,00 341,56	4.700,00 341,56	4.700,00 341,56	4.700,00 341,56	4.700,00 341,56
Suomi Finland	1.900,85 319,70	1.809,88 304,40	1.912,86 321,72	1.912,86 321,72	1.893,89 318,53	1.906,86 320,71	1.874,87 315,33	1.874,87 315,33	1.883,85 316,84	1.873,86 315,16	1.884,86 317,01	1.868,86 317,01	1.841,87 309,78
Sweden	3.100,00 335,77	3.100,00 334,42	3.100,00 335,54	3.100,00 333,44	3.100,00 335,40	3.325,00 362,50	3.325,00 359,28	3.325,00 353,41	3.325,00 352,13	3.100,00 326,05	3.100,00 324,48	3.100,00 317,03	3.100,00 314,61
U-K	198,00 234,62	198,00 230,14	196,00 226,62	196,00 223,99	196,00 223,12	196,00 221,77	191,00 210,79	191,00 209,04	190,00 208,55	190,00 211,61	198,00 218,22	198,00 214,35	190,00 207,08
CEE	332,60	330,86	331,55	333,13	332,76	332,14	326,57	329,89	327,46	323,77	325,14	339,15	312,69

MN / 100 Kg	PG7		Butteroil			Butteroil			Boterolle				
	€ / 100 Kg								0405 10 90				
	2-juil	9-juil	16-juil	23-juil	30-juil	6-août	13-août	20-août	27-août	3-sept	10-sept	17-sept	24-sept
Irland	298,00 378,38	298,00 378,38	298,00 378,38	295,00 374,57	295,00 374,57	295,00 374,57	283,00 359,34	283,00 359,34	283,00 359,34	283,00 359,34	283,00 359,34	283,00 359,34	283,00 359,34
U-K	255,00 302,16	255,00 299,42	255,00 294,83	255,00 291,42	255,00 290,29	255,00 288,52	255,00 281,42	255,00 279,09	255,00 279,90	250,00 278,44	250,00 275,53	250,00 270,64	250,00 272,48

MN / 100 Kg	PG8		Emmental			Emmenthal			Emmentaler				
	€ / 100 Kg								0406 90 13				
	2-juil	9-juil	16-juil	23-juil	30-juil	6-août	13-août	20-août	27-août	3-sept	10-sept	17-sept	24-sept
ex PG 7													
Deutschland	840,00 429,49	843,00 431,02	843,00 431,02	843,00 431,02	843,00 431,02	845,00 432,04	845,00 432,04	850,00 434,60	850,00 434,60	850,00 434,60	850,00 434,60	850,00 434,60	850,00 434,60
España	109.086 655,62	109.086 655,62	109.086 655,62	109.086 655,62	109.086 655,62	109.086 655,62	109.086 655,62	109.086 655,62	109.086 655,62	109.086 655,62	109.086 655,62	109.086 655,62	109.086 655,62
France	2.972,0 453,08	2.972,0 453,08	2.972,0 453,08	2.972,0 453,08	2.962,0 451,55	2.962,0 451,55	2.962,0 451,55	2.962,0 451,55	-	-	-	2.951,0 449,88	2.951,0 449,88
Osterreich	4.950,0 359,73	4.950,0 359,73	4.950,0 359,73	4.950,0 359,73	4.950,0 359,73	4.950,0 359,73	4.950,0 359,73	4.950,0 359,73	4.950,0 359,73	4.950,0 359,73	4.950,0 359,73	4.950,0 359,73	4.950,0 359,73
Suomi Finland	2.286,7 384,59	2.318,2 389,89	2.414,1 406,02	2.414,1 406,02	2.160,1 363,30	2.410,5 405,42	2.221,0 373,54	2.268,5 381,54	2.296,5 386,25	2.231,7 375,34	2.010,7 336,18	2.297,4 386,39	2.249,9 378,41

CEE	432,04	456,99	444,69	444,08	431,27	455,76	465,20	421,06	460,56				
-----	--------	--------	--------	--------	--------	--------	--------	--------	--------	--	--	--	--

MN / 100 Kg € / 100 Kg	PG9		Bleu d'auvergne			Blue-veined cheese			Danablu 60 %					
	janv-01	févr-01	Gorgonzola						0408 40 90					
ex PG 8	janv-01	févr-01	mars-01	avr-01	mai-01	juin-01	juil-01	août-01	sept-01					
Danmark	-	-	-	-	3.350,00	3.350,00	3.350,00	3.350,00	3.350,00					
	-	-	-	-	448,98	449,45	450,00	449,96	450,10					
France	-	-	-	-	-	-	-	-	-					
Italia	615.000	615.000	617.500	624.375	628.000	635.000	635.000	-	-					
	317,62	317,62	318,91	322,47	324,34	327,95	327,95	-	-					
Osterreich	6.550,00	6.550,00	6.550,00	6.550,00	6.550,00	6.550,00	6.550,00	6.550,00	6.550,00					
	476,01	476,01	476,01	476,01	476,01	476,01	476,01	476,01	476,01					
Sweden	6.606,0	6.755,8	6.743,6	6.727,3	6.648,4	6.725,8	6.622,5	6.658,8	6.388,5					
	741,95	754,56	739,81	739,40	733,37	730,23	715,19	715,85	660,52					
U-K	499,00	499,00	499,00	499,00	499,00	499,00	499,00	499,00	499,00					
	786,03	727,03	548,21	559,54	570,51	584,71	581,11	555,44	547,45					
CEE	625,29	555,59	636,02	601,80	610,61	575,02	615,65	610,10	606,18					

	janv-01	févr-01	mars-01	avr-01	mai-01	juin-01	juil-01	août-01	sept-01					
Danmark	-	-	-	-	3.075,00	3.075,00	3.075,00	3.075,00	3.075,00					
Esrom 45 %	-	-	-	-	412,12	412,55	413,06	413,02	413,15					
Italia														
Grana padano	1.157.900	1.201.425	1.220.660	1.223.300	1.214.640	1.200.000	1.200.000	-	-					
	598,005	620,4825	630,42	631,78	627,312	619,75	619,75	-	-					
Parmigiano	1.572.500	1.659.675	1.721.000	1.730.000	1.528.000	1.736.875	1.742.500	-	-					
	812,13	857,1475	888,824	893,47	789,146	897,0225	899,93	-	-					
Pecorino (romano-)	-	-	-	-	-	-	-	-	-					
Pecorino	1.094.000	1.094.000	1.094.000	1.094.000	1.170.800	1.094.000	1.094.000	-	-					
	565,00	565,00	565,00	565,00	604,66	565,00	565,00	-	-					
Provolone	980.000	995.800	1.003.320	1.012.450	1.002.640	1.006.600	1.006.600	-	-					
	506,13	514,2875	518,174	522,8875	517,824	519,87	519,87	-	-					
Asiago	1.155.000	1.155.000	1.124.000	1.155.000	1.155.000	1.155.000	1.155.000	-	-					
	596,51	596,51	580,5	596,51	596,51	596,51	596,51	-	-					
Mozzarella	833.700	833.700	833.700	833.700	841.700	853.700	853.700	-	-					
	430,57	430,57	430,57	430,57	434,70	440,90	440,90	-	-					
Italico	740.000	740.000	740.000	740.000	754.000	775.000	775.000	-	-					
	382,18	382,18	382,18	382,18	389,41	400,25	400,25	-	-					
Ricotta salata	445.000	445.000	420.000	420.000	420.000	420.000	420.000	-	-					
	229,82	229,82	216,91	216,91	216,91	216,91	216,91	-	-					
Elias														
Kasserl	-	-	215.200	215.200	215.200	212.000	212.000	-	-					
	-	-	631,55	631,55	631,55	622,16	622,16	-	-					
Feta	-	-	149.100	149.100	149.100	150.300	150.300	-	-					
	-	-	437,56	437,56	437,56	441,09	441,09	-	-					
España														
Manchego	171.256	171.564	172.175	172.328	172.475	171.727	171.466	171.466	171.466					
	1.029,29	1.031,12	1.034,79	1.035,71	1.036,60	1.032,10	1.030,53	1.030,53	1.030,53					

CEE	456,50	459,07	463,10	482,12	401,40	463,20	455,23	391,96	393,53	463,56	451,18	462,91	464,59
-----	--------	--------	--------	--------	--------	--------	--------	--------	--------	--------	--------	--------	--------

MN / 100 Kg € / 100 Kg	PG9		Bleu d'auvergne			Blue-veined cheese			Danablu 50 %				
	Gorgonzola												0408 40 90
ex PG 8	2-jull	9-jull	16-jull	23-jull	30-jull	6-août	13-août	20-août	27-août	3-sept	10-sept	17-sept	24-sept
Danmark	3.350,0 450,04	3.350,0 450,11	3.350,0 449,92	3.350,0 449,92	3.350,0 449,83	3.350,0 450,03	3.350,0 450,05	3.350,0 449,89	3.350,0 449,98	3.350,0 450,05	3.350,0 450,09	3.350,0 450,15	- -
France	- -	- -	- -	- -	- -	- -	- -	- -	- -	- -	- -	- -	- -
Italia	635.000 327,95	635.000 327,95	635.000 327,95	- -	- -	- -	- -	- -	- -	- -	- -	- -	- -
Osterreich	6.550,00 476,01	6.550,00 476,01	6.550,00 476,01	6.550,00 476,01	6.550,00 476,01	6.550,00 476,01	6.550,00 476,01	6.550,00 476,01	6.550,00 476,01	6.550,00 476,01	6.550,00 476,01	6.550,00 476,01	6.550,00 476,01
Sweden	6.391,0 692,24	6.709,0 723,75	6.671,0 722,06	6.719,0 722,71	6.738,0 729,00	6.708,0 731,32	6.716,0 725,69	6.527,0 693,74	6.605,0 699,50	6.656,0 700,06	6.084,0 636,83	6.084,0 622,20	6.730,0 683,00
U-K	499,00 591,28	499,00 585,93	499,00 576,95	499,00 570,26	499,00 568,05	499,00 564,60	499,00 550,69	499,00 546,13	499,00 547,72	499,00 555,77	499,00 549,97	499,00 540,20	499,00 543,86
CEE	611,94	618,48	616,81	615,38	616,26	615,38	611,21	602,33	605,32	608,05	593,14	572,50	651,03

	2-jull	9-jull	16-jull	23-jull	30-jull	6-août	13-août	20-août	27-août	3-sept	10-sept	17-sept	24-sept
Danmark													
Esrom 45 %	3.075,00 413,10	3.075,00 413,16	3.075,00 412,98	3.075,00 412,98	3.075,00 412,90	3.075,00 413,09	3.075,00 413,11	3.075,00 412,96	3.075,00 413,04	3.075,00 413,10	3.075,00 413,14	3.075,00 413,20	- -
Italia													
Grana padano	1.200.000 619,75	1.200.000 619,75	- -	- -	- -	- -	- -	- -	- -	- -	- -	- -	- -
Parmigiano	1.742.500 899,93	1.742.500 899,93	- -	- -	- -	- -	- -	- -	- -	- -	- -	- -	- -
Pecorino (romano-sa)	- -	- -	- -	- -	- -	- -	- -	- -	- -	- -	- -	- -	- -
Pecorino	1.094.000 565,00	1.094.000 565,00	- -	- -	- -	- -	- -	- -	- -	- -	- -	- -	- -
Provolone	1.006.600 519,87	1.006.600 519,87	- -	- -	- -	- -	- -	- -	- -	- -	- -	- -	- -
Asiago	1.155.000 596,51	1.155.000 596,51	- -	- -	- -	- -	- -	- -	- -	- -	- -	- -	- -
Mozzarella	853.700 440,90	853.700 440,90	- -	- -	- -	- -	- -	- -	- -	- -	- -	- -	- -
Italico	775.000 400,25	775.000 400,25	- -	- -	- -	- -	- -	- -	- -	- -	- -	- -	- -
Ricotta salata	420.000 216,91	420.000 216,91	- -	- -	- -	- -	- -	- -	- -	- -	- -	- -	- -
Eilas													
Kasseri	212.000 622,16	212.000 622,16	212.000 622,16	- -	- -	- -	- -	- -	- -	- -	- -	- -	- -
Feta	150.300 441,09	150.300 441,09	150.300 441,09	- -	- -	- -	- -	- -	- -	- -	- -	- -	- -
España													
Manchego	171.466 1.030,53	171.466 1.030,53	171.466 1.030,53	171.466 1.030,53	171.466 1.030,53	171.466 1.030,53	171.466 1.030,53	171.466 1.030,53	171.466 1.030,53	171.466 1.030,53	171.466 1.030,53	171.466 1.030,53	171.466 1.030,53

	MN / 100 Kg		PG16							Cheddar		0406 90 21		
	€ / 100 Kg		janv-01	févr-01	mars-01	avr-01	mai-01	juin-01	jul-01	août-01	sept-01			
Belgique	14.418,8 357,45	14.381,3 356,51	14.150,0 350,77	13.737,8 340,55	13.540,0 335,65	14.406,3 357,12	14.825,0 367,50	14.585,0 361,55	14.431,3 357,75					
Irlande	255,75 324,75	261,25 331,72	265,60 337,24	267,25 339,34	268,20 340,54	275,25 349,50	275,25 349,50	266,80 338,77	270,50 343,47					
Nederland	- -	- -	- -	- -	- -	- -	- -	- -	- -					
Sweden	5.048,00 566,96	5.184,25 579,03	5.215,40 572,12	5.193,75 570,84	5.136,40 566,58	5.112,75 555,18	5.046,00 544,97	5.095,60 547,61	4.912,50 508,12					
U-K	330,00 519,82	330,00 480,80	330,00 362,54	330,00 370,04	330,00 377,29	330,00 386,68	330,00 384,30	330,00 367,33	330,00 362,04					
CEE	442,54	434,93	445,97	434,82	445,11	450,79	451,30	444,03	428,90					

	MN / 100 Kg		PG19							Gouda		0406 90 78		
	€ / 100 Kg		janv-01	févr-01	mars-01	avr-01	mai-01	juin-01	jul-01	août-01	sept-01			
Belgique	13.662,5 336,68	13.743,8 340,70	13.785,0 338,31	13.550,0 335,90	13.810,0 342,34	14.118,8 350,00	14.200,0 352,01	14.173,0 351,34	14.116,3 349,93					
Deutschland	678,00 346,67	678,00 346,66	678,00 342,34	678,00 346,66	680,80 348,09	693,00 354,33	694,25 354,97	698,00 356,88	698,00 356,88					
Nederland	707,00 320,82	711,50 322,87	713,00 325,06	- -	- -	- -	735,00 333,53	735,00 333,53	- -					
Osterreich	4.200,00 305,24	4.350,00 316,13	4.400,00 320,82	4.587,50 333,39	4.650,00 337,93	4.650,00 337,93	4.650,00 337,93	4.650,00 337,93	4.650,00 337,93					
Sweden	2.942,00 330,43	2.939,00 328,26	2.940,80 322,62	2.939,00 323,02	3.179,80 350,67	2.937,75 318,96	2.939,00 317,41	2.939,00 315,92	2.939,00 303,90					
CEE	328,39	331,75	330,91	337,57	345,96	340,32	340,56	340,27	334,14					

	MN / 100 Kg		PG20							Edam		0406 90 20		
	€ / 100 Kg		janv-01	févr-01	mars-01	avr-01	mai-01	juin-01	jul-01	août-01	sept-01			
Deutschland	673,00 344,10	673,00 344,10	673,00 344,10	673,00 344,10	676,00 345,63	688,00 351,77	688,00 351,77	688,00 351,77	688,00 351,77					
España	89.585 538,42	89.585 538,42	90.591 544,46	90.842 545,97	90.847 546,00	90.856 546,07	90.860 546,08	90.860 546,08	90.869 546,13					
Nederland	- -	- -	- -	- -	- -	- -	- -	- -	- -					
Osterreich	4.200,00 305,23	4.350,00 316,13	4.400,00 319,76	4.587,50 333,39	4.650,00 337,93	4.650,00 337,93	4.650,00 337,93	4.650,00 337,93	4.650,00 337,93					
Suomi Finland	2.250,39 378,49	2.332,56 382,31	2.314,85 389,33	2.242,63 377,18	2.345,38 394,46	2.355,25 396,13	2.336,17 382,92	2.321,51 390,45	2.318,36 389,92					
Sweden	3.348,25 376,05	3.351,50 374,32	3.374,20 370,16	3.336,75 366,71	3.433,80 378,75	3.423,00 371,66	3.491,25 377,05	3.485,40 374,68	3.501,25 361,99					
CEE	379,01	397,72	392,25	392,29	387,96	400,72	401,58	378,20	413,36					

MN / 100 Kg € / 100 Kg	PG16			Cheddar				0406 90 21					
	2-jul	9-jul	16-jul	23-jul	30-jul	6-août	13-août	20-août	27-août	3-sept	10-sept	17-sept	24-sept
Belgique	14.825,0 367,50	14.825,0 367,50	14.825,0 367,50	14.825,0 367,50	14.850,0 368,12	14.625,0 362,54	14.500,0 359,45	14.450,0 358,21	14.500,0 359,45	14.450,0 358,21	14.450,0 358,21	14.425,0 357,59	14.400,0 356,97
Irland	276,00 350,45	276,00 350,45	276,00 350,45	273,00 346,64	238,00 302,20	275,00 349,18	275,00 349,18	276,00 350,45	270,00 342,83	273,00 346,64	269,00 341,56	269,00 341,56	271,00 344,10
Nederland	-	-	-	-	-	-	-	-	-	-	-	-	-
Sweden	5.101,00 552,51	4.964,00 535,50	5.091,00 551,04	5.028,00 540,82	5.066,00 548,10	5.050,00 550,56	4.935,00 533,24	4.905,00 521,34	5.522,00 584,81	5.118,00 538,29	4.883,00 511,12	4.883,00 499,38	4.766,00 483,68
U-K	330,00 391,03	330,00 387,49	330,00 381,55	330,00 377,13	330,00 375,67	330,00 373,38	330,00 364,19	330,00 361,17	330,00 362,22	330,00 367,54	330,00 363,70	330,00 357,25	330,00 359,67
CEE	454,77	449,60	452,70	448,14	438,52	448,53	441,62	438,07	453,41	444,05	436,61	407,50	427,45

MN / 100 Kg € / 100 Kg	PG19			Gouda				0406 90 78					
	2-jul	9-jul	16-jul	23-jul	30-jul	6-août	13-août	20-août	27-août	3-sept	10-sept	17-sept	24-sept
Belgique	14.200,0 352,01	14.200,0 352,01	14.200,0 352,01	14.200,0 352,01	14.200,0 352,01	14.200,0 352,01	14.175,0 351,39	14.140,0 350,52	14.150,0 350,77	14.125,0 350,15	14.125,0 350,15	14.115,0 349,90	14.100,0 349,53
Deutschland	693,00 354,33	693,00 354,33	693,00 354,33	698,00 356,88	698,00 356,88	698,00 356,88	698,00 356,88	698,00 356,88	698,00 356,88	698,00 356,88	698,00 356,88	698,00 356,88	698,00 356,88
Nederland	735,00 333,53	735,00 333,53	735,00 333,53	735,00 333,53	735,00 333,53	735,00 333,53	735,00 333,53	735,00 333,53	735,00 333,53	-	-	-	-
Osterreich	4.650,00 337,93	4.650,00 337,93	4.650,00 337,93	4.650,00 337,93	4.650,00 337,93	4.650,00 337,93	4.650,00 337,93	4.650,00 337,93	4.650,00 337,93	4.650,00 337,93	4.650,00 337,93	4.650,00 337,93	4.650,00 337,93
Sweden	2.939,00 318,34	2.939,00 317,05	2.939,00 318,11	2.939,00 316,12	2.939,00 317,98	2.939,00 320,41	2.939,00 317,57	2.939,00 312,38	2.939,00 311,25	2.939,00 309,11	2.939,00 307,63	2.939,00 300,57	2.939,00 298,27
CEE	339,27	344,45	339,21	339,31	345,09	340,16	339,61	338,30	338,21	332,34	332,05	343,92	328,24

MN / 100 Kg € / 100 Kg	PG20			Edam				0406 90 20					
	2-jul	9-jul	16-jul	23-jul	30-jul	6-août	13-août	20-août	27-août	3-sept	10-sept	17-sept	24-sept
Deutschland	688,00 351,77	688,00 351,77	688,00 351,77	688,00 351,77	688,00 351,77	688,00 351,77	688,00 351,77	688,00 351,77	688,00 351,77	688,00 351,77	688,00 351,77	688,00 351,77	688,00 351,77
España	90.860 546,08	90.860 546,08	90.860 546,08	90.860 546,08	90.860 546,08	90.860 546,08	90.860 546,08	90.860 546,08	90.860 546,08	90.860 546,08	90.872 546,15	90.872 546,15	90.872 546,15
Nederland	-	-	-	-	-	-	-	-	-	-	-	-	-
Osterreich	4.650,00 337,93	4.650,00 337,93	4.650,00 337,93	4.650,00 337,93	4.650,00 337,93	4.650,00 337,93	4.650,00 337,93	4.650,00 337,93	4.650,00 337,93	4.650,00 337,93	4.650,00 337,93	4.650,00 337,93	4.650,00 337,93
Suomi Finland	2.343,27 394,11	2.325,43 391,11	2.337,99 393,22	2.337,98 393,22	2.309,50 388,43	2.318,95 390,02	2.343,57 394,16	2.311,34 388,74	2.324,19 390,90	2.328,76 391,67	2.292,91 385,64	2.329,60 391,81	2.322,16 390,56
Sweden	3.401,00 368,38	3.553,00 383,29	3.570,00 388,41	3.441,00 370,12	3.498,00 378,46	3.497,00 381,25	3.524,00 380,78	3.447,00 366,37	3.461,00 368,54	3.490,00 367,07	3.467,00 362,90	3.467,00 354,56	3.581,00 363,42
CEE	399,70	402,01	403,12	401,50	363,99	401,42	402,33	361,28	361,99	410,63	408,29	425,30	409,21

MN / 100 Kg €/ 100 Kg		PG21		Dambo, Samsø, Svenbo						0408 90 78 D			
	janv-01	févr-01	mars-01	avr-01	mai-01	juin-01	juil-01	août-01	sept-01				
Danmark	-	-	-	-	2.735,00 366,56	2.735,00 366,94	2.735,00 367,39	2.735,00 367,35	2.735,00 367,47				
Osterreich	5.000,00 363,36	5.000,00 363,36	5.000,00 363,36	5.225,00 379,72	5.300,00 385,17	5.300,00 385,17	5.300,00 385,17	5.300,00 385,17	5.300,00 385,17				

MN / 100 Kg €/ 100 Kg		PG24		Havardt, tilsit						0408 90 78 H			
	janv-01	févr-01	mars-01	avr-01	mai-01	juin-01	juil-01	août-01	sept-01				
Danmark	-	-	-	-	2.735,00 366,56	2.735,00 366,94	2.735,00 367,39	2.735,00 367,35	2.735,00 367,54				
Deutschland	745,00 380,91	745,00 380,91	745,00 380,91	745,00 380,91	745,00 380,91	745,00 380,91	745,00 380,91	745,00 380,91	745,00 380,91				
Suomi Finland	2.664,10 448,07	2.675,25 449,95	2.678,94 450,57	2.666,81 448,53	2.663,07 447,90	2.651,10 445,88	2.628,30 442,05	2.662,82 447,85	2.634,64 443,12				
Sweden	-	-	-	-	-	-	-	-	-				

MN / 100 Kg €/ 100 Kg		PG26		Butterkase						0408 90 27			
	janv-01	févr-01	mars-01	avr-01	mai-01	juin-01	juil-01	août-01	sept-01				
Deutschland	718,00 367,11	718,00 367,11	718,00 367,11	718,00 367,11	726,00 371,20	728,00 372,22	728,00 372,22	728,00 372,22	728,00 372,22				
Osterreich	5.550,00 403,33	5.550,00 403,33	5.550,00 403,33	5.737,50 416,96	5.800,00 421,50	5.800,00 421,50	5.800,00 421,50	5.800,00 421,50	5.800,00 421,50				

MN / 100 Kg €/ 100 Kg		PG32		Lactose		Latosa		Lattosio		1702 18 00			
ex PG 12	janv-01	févr-01	mars-01	avr-01	mai-01	juin-01	juil-01	août-01	sept-01				
France	-	-	-	-	-	-	-	-	-				
Irland	-	-	-	-	-	-	-	-	-				
Nederland	150,00 68,07	150,00 68,07	150,00 68,07	150,00 68,07	150,00 68,07	150,00 68,07	150,00 68,07	150,00 68,07	150,00 68,07				
Suomi Finland	160,00 26,91	320,00 53,82	-	345,98 58,19	345,98 58,19	341,48 57,43	339,98 57,18	339,98 57,18	339,98 57,18				
U-K	40,00 63,01	40,00 58,28	40,00 43,95	39,00 43,73	50,00 57,17	52,00 60,93	52,00 60,56	52,00 57,88	52,00 57,05				
CEE	64,92	65,10	65,77	64,80	73,60	75,32	75,15	72,12	72,65				



MN / 100 Kg €/ 100 Kg		PG21					Dambo, Samsø, Svenbo					0408 90 76 D			
		2-jul	9-jul	16-jul	23-jul	30-jul	6-août	13-août	20-août	27-août	3-sept	10-sept	17-sept	24-sept	
Danmark	2.735,00 367,42	2.735,00 367,48	2.735,00 367,32	2.735,00 367,32	2.735,00 367,25	2.735,00 367,41	2.735,00 367,43	2.735,00 367,30	2.735,00 367,37	2.735,00 367,43	2.735,00 367,46	2.735,00 367,51	-	-	
Osterreich	5.300,00 385,17	5.300,00 385,17	5.300,00 385,17	5.300,00 385,17	5.300,00 385,17	5.300,00 385,17	5.300,00 385,17	5.300,00 385,17	5.300,00 385,17	5.300,00 385,17	5.300,00 385,17	5.300,00 385,17	5.300,00 385,17	5.300,00 385,17	

MN / 100 Kg €/ 100 Kg		PG24					Havarti, tilsit					0408 90 76 H			
		2-jul	9-jul	16-jul	23-jul	30-jul	6-août	13-août	20-août	27-août	3-sept	10-sept	17-sept	24-sept	
Danmark	2.735,00 367,42	2.735,00 367,48	2.735,00 367,32	2.735,00 367,32	2.735,00 367,25	2.735,00 367,41	2.735,00 367,43	2.735,00 367,30	2.735,00 367,37	2.735,00 367,43	2.735,00 367,46	2.735,00 367,51	2.735,00 367,74		
Deutschland	745,00 380,91	746,00 380,91	745,00 380,91	745,00 380,91	745,00 380,91	745,00 380,91	745,00 380,91	745,00 380,91	745,00 380,91	745,00 380,91	745,00 380,91	745,00 380,91	745,00 380,91		
Suomi Finland	2.637,94 443,67	2.635,74 443,30	2.619,75 440,61	2.619,75 440,61	2.706,02 455,12	2.665,05 448,23	2.656,25 446,75	2.645,49 444,94	2.641,27 444,23	2.627,66 441,94	2.627,12 441,85	2.638,48 443,76	2.645,31 444,91		
Sweden	-	-	-	-	-	-	-	-	-	-	-	-	-		

MN / 100 Kg €/ 100 Kg		PG25					Butterkase					0408 90 27			
		2-jul	9-jul	16-jul	23-jul	30-jul	6-août	13-août	20-août	27-août	3-sept	10-sept	17-sept	24-sept	
Deutschland	728,00 372,22	728,00 372,22	728,00 372,22	728,00 372,22	728,00 372,22	728,00 372,22	728,00 372,22	728,00 372,22	728,00 372,22	728,00 372,22	728,00 372,22	728,00 372,22	728,00 372,22		
Osterreich	5.800,00 421,50	5.800,00 421,50	5.800,00 421,50	5.800,00 421,50	5.800,00 421,50	5.800,00 421,50	5.800,00 421,50	5.800,00 421,50	5.800,00 421,50	5.800,00 421,50	5.800,00 421,50	5.800,00 421,50	5.800,00 421,50		

MN / 100 Kg €/ 100 Kg		PG32					Lactose		Latosà		Lattosio				
		1702 19 00													
ex PG 12		2-jul	9-jul	16-jul	23-jul	30-jul	6-août	13-août	20-août	27-août	3-sept	10-sept	17-sept	24-sept	
France	-	-	-	-	-	-	-	-	-	-	-	-	-	-	
Ireland	-	-	-	-	-	-	-	-	-	-	-	-	-	-	
Nederland	150,00 68,07	150,00 68,07	150,00 68,07	150,00 68,07	150,00 68,07	150,00 68,07	150,00 68,07	150,00 68,07	150,00 68,07	150,00 68,07	150,00 68,07	150,00 68,07	150,00 68,07	150,00 68,07	
Suomi Finland	339,98 57,18	339,98 57,18	339,98 57,18	339,98 57,18	339,98 57,18	339,98 57,18	339,98 57,18	339,98 57,18	339,98 57,18	339,98 57,18	339,98 57,18	339,98 57,18	339,98 57,18	339,98 57,18	
U-K	52,00 61,82	52,00 61,08	52,00 60,12	52,00 59,43	52,00 59,20	52,00 58,84	52,00 57,39	52,00 56,91	52,00 57,08	52,00 57,92	52,00 57,31	52,00 56,29	52,00 56,67		
CEE	70,55	76,99	76,70	76,38	76,31	70,49	69,24	69,16	75,42	76,06	69,84	75,27	69,41		



***Farekød***  
***Schaf-fleisch***  
***Sheep***  
***Viande ovine***  
***Carne ovine***  
***Schapevlees***

€ / 100 KG	Agneaux		Lams			Corderos			Lämmer			
	Agnelli		Slachttammeren			Cordeiro						
	janv-01	févr-01	mars-01	avr-01	mai-01	juin-01	juil-01	août-01	sept-01	oct-01	nov-01	déc-01
Belgique	385,815	403,964	410,710	-	-	-	-	-	-			
Danmark	259,222	264,838	312,066	359,152	342,534	358,936	337,789	327,520	309,077			
Deutschland	412,376	423,778	477,541	450,347	406,175	436,218	434,382	408,133	429,508			
Grèce	354,054	391,932	413,310	451,777	408,655	415,257	429,909	466,814	489,458			
Espagne	385,083	474,216	454,793	431,573	424,826	390,403	408,739	454,524	513,254			
Finlande	169,235	178,243	201,907	179,086	220,384	173,228	234,904	214,988	243,082			
France	505,835	511,989	547,845	571,301	557,726	523,851	499,733	512,969	549,713			
Irlande	353,767	375,135	476,603	438,169	504,058	453,198	437,243	376,608	392,532			
Italie	324,367	341,986	331,687	382,468	341,287	339,668	342,933	333,527	339,883			
Nederland	399,306	423,758	438,245	-	-	385,392	377,338	387,545	379,824			
Österreich	392,947	396,524	398,789	410,585	418,082	416,730	415,035	415,808	414,724			
Portugal	430,028	428,070	481,511	488,624	436,374	420,759	417,793	432,078	458,039			
Suède	236,686	242,643	263,648	288,836	294,916	292,210	263,058	248,637	243,448			
Gr. Bretagne	371,492	384,527	313,562	342,965	357,529	344,037	273,620	260,374	250,823			
Ir. du Nord	367,452	397,052	428,217	364,203	327,081	408,741	390,585	376,480	421,707			
U-K	371,122	385,673	324,055	344,908	354,742	349,959	284,324	271,000	266,461			
C.E	389,263	420,797	412,165	418,811	416,753	399,876	376,532	379,516	400,208			

€/ 100 KG	Agneaux			Lams			Corderos			Lämmer			
	Agnelli			Slachtlammeren			Cordeiro						
	2-juil	9-juil	16-juil	23-juil	30-juil	6-août	13-août	20-août	27-août	3-sept	10-sept	17-sept	24-sept
(1)	P	P	P	P	P	P	P	P	P	P	P	P	P
Belgique	-	-	-	-	-	-	-	-	-	-	-	-	-
Danmark	336,359	344,312	343,923	328,476	325,190	326,062	330,402	332,703	320,601	323,252	308,665	305,888	295,210
Deutschland	451,369	444,277	426,796	419,009	413,236	403,011	406,037	406,114	415,962	419,285	424,817	434,573	443,229
Grèce	418,797	430,834	433,247	435,541	439,978	452,740	471,082	479,724	489,306	492,298	487,735	487,696	490,145
Espagne	410,541	411,094	409,419	405,507	405,507	426,836	453,046	485,845	500,523	499,582	500,788	512,740	543,545
Finlande	160,788	246,900	246,900	281,378	281,378	215,785	168,861	211,244	217,299	300,552	300,552	175,925	202,867
France	501,534	503,234	499,063	496,078	493,284	498,829	506,949	521,048	549,572	561,647	557,271	546,131	533,844
Irlande	453,213	458,450	424,948	422,414	396,715	356,394	368,850	376,180	396,260	388,868	396,834	394,380	388,981
Italie	355,538	355,538	332,126	332,832	332,832	335,908	332,832	332,832	332,832	337,351	333,222	347,701	343,272
Nederland	410,745	376,588	365,294	362,254	357,086	371,083	365,236	369,457	373,605	381,352	382,813	378,834	378,074
Österreich	411,837	416,052	415,979	416,125	414,090	416,633	415,979	416,633	414,962	415,471	414,090	415,180	414,090
Portugal	414,002	418,192	419,190	420,187	420,187	434,154	433,156	432,159	439,441	442,135	458,096	461,388	475,853
Suède	266,994	295,152	224,378	260,946	246,247	250,313	248,631	245,100	253,642	247,060	250,481	239,717	233,622
Gr. Bretagne	316,547	270,733	239,339	259,531	269,112	261,929	257,876	256,405	258,517	266,607	261,401	244,286	228,798
Ir. du Nord	410,412	404,350	391,214	365,593	352,496	367,022	367,105	368,526	437,967	433,280	421,490	415,032	412,380
U-K	325,137	282,962	253,238	269,238	276,743	271,547	267,872	266,666	274,940	281,860	276,052	259,912	245,599
C.E	394,062	379,967	363,532	367,826	367,948	369,194	376,788	386,601	399,435	403,482	401,793	397,848	397,930

(1) P = valeurs provisoires



**BELGIQUE/BELGIË**

**Jean De Lannoy**

Avenue du Roi 202/Koningslaan 202  
B-1190 Bruxelles/Brussel  
Tél. (32-2) 538 43 08  
Fax (32-2) 538 08 41  
E-mail: jean.de.lannoy@infoboard.be  
URL: <http://www.jean-de-lannoy.be>

**La librairie européenne/  
De Europese Boekhandel**

Rue de la Loi 244/Wetstraat 244  
B-1040 Bruxelles/Brussel  
Tél. (32-2) 295 26 39  
Fax (32-2) 735 08 60  
E-mail: mail@libeurop.be  
URL: <http://www.libeurop.be>

**Moniteur belge/Belgisch Staatsblad**

Rue de Louvain 40-42/Leuvenweg 40-42  
B-1000 Bruxelles/Brussel  
Tél. (32-2) 552 22 11  
Fax (32-2) 511 01 84  
E-mail: eusales@just.fgov.be

**DANMARK**

**J. H. Schultz Information A/S**

Herstedvang 12  
DK-2620 Albertslund  
Tlf. (45) 43 63 23 00  
Fax (45) 43 63 19 69  
E-mail: schultz@schultz.dk  
URL: <http://www.schultz.dk>

**DEUTSCHLAND**

**Bundesanzeiger Verlag GmbH**

Vertreterabteilung  
Amsterdamer Straße 192  
D-50735 Köln  
Tel. (49-221) 97 66 80  
Fax (49-221) 97 66 82 78  
E-Mail: vertreib@bundesanzeiger.de  
URL: <http://www.bundesanzeiger.de>

**ΕΛΛΑΔΑ/GREECE**

**G. C. Eleftheroudakis SA**

International Bookstore  
Panepistimiou 17  
GR-10564 Athina  
Tel. (30-1) 331 41 80/1/2/3/4/5  
Fax (30-1) 323 98 21  
E-mail: elebooks@netor.gr  
URL: <http://www.hellasnet.gr>

**ESPAÑA**

**Boletín Oficial del Estado**

Trafalgar, 27  
E-28071 Madrid  
Tel (34) 915 38 21 11 (libros)  
913 84 17 15 (suscripción)  
Fax (34) 915 38 21 21 (libros),  
913 84 17 14 (suscripción)  
E-mail: clientes@com.boe.es  
URL: <http://www.boe.es>

**Mundi Prensa Libros, SA**

Castelló, 37  
E-28001 Madrid  
Tel. (34) 914 36 37 00  
Fax (34) 915 75 39 98  
E-mail: librena@mundiprensa.es  
URL: <http://www.mundiprensa.com>

**FRANCE**

**Journal officiel**

Service des publications des CE  
26, rue Desaix  
F-75727 Paris Cedex 15  
Tél. (33) 140 58 77 31  
Fax (33) 140 58 77 00  
E-mail: europublications@journal-officiel.gouv.fr  
URL: <http://www.journal-officiel.gouv.fr>

**IRELAND**

**Alan Hanna's Bookshop**

270 Lower Rathmines Road  
Dublin 6  
Tel. (353-1) 496 73 98  
Fax (353-1) 496 02 28  
E-mail: hanna@iol.ie

**ITALIA**

**Licosa SpA**

Via Duca di Calabria, 1/1  
Casella postale 552  
I-50125 Firenze  
Tel. (39) 055 64 83 1  
Fax (39) 055 64 12 57  
E-mail: licosa@licosa.com  
URL: <http://www.licosa.com>

**LUXEMBOURG**

**Messageries du livre SARL**

5, rue Raiffaisen  
L-2411 Luxembourg  
Tél (352) 40 10 20  
Fax (352) 49 06 61  
E-mail: mail@mdl.lu  
URL: <http://www.mdl.lu>

**NEDERLAND**

**SDU Servicecentrum Uitgevers**

Christoffel Plantijnstraat 2  
Postbus 20014  
2500 EA Den Haag  
Tel. (31-70) 378 98 80  
Fax (31-70) 378 97 83  
E-mail: sdu@sdu.nl  
URL: <http://www.sdu.nl>

**ÖSTERREICH**

**Manz'sche Verlags- und  
Universitätsbuchhandlung GmbH**

Kohlmarkt 16  
A-1014 Wien  
Tel. (43-1) 53 16 11 00  
Fax (43-1) 53 16 11 67  
E-Mail: manz@schwing.at  
URL: <http://www.manz.at>

**PORTUGAL**

**Distribuidora de Livros Bertrand Ld.ª**

Grupo Bertrand, SA  
Rua das Terras dos Vales, 4-A  
Apartado 60037  
P-2700 Amadora  
Tel. (351) 214 95 87 87  
Fax (351) 214 96 02 55  
E-mail: dlb@ip.pt

**Imprensa Nacional-Casa da Moeda, SA**

Sector de Publicações Oficiais  
Rua da Escola Politécnica, 135  
P-1250-100 Lisboa Codex  
Tel. (351) 213 94 57 00  
Fax (351) 213 94 57 50  
E-mail: spoce@incm.pt  
URL: <http://www.inc.mpt>

**SUOMI/FINLAND**

**Akateeminen Kirjakauppa/  
Akademiska Bokhandeln**

Keskuskatu 1/Centralgatan 1  
PL/PB 128  
FIN-00101 Helsinki/Helsingfors  
P/tfn (358-9) 121 44 18  
F./fax (358-9) 121 44 35  
Sähköposti: sps@akateeminen.com  
URL: <http://www.akateeminen.com>

**SVERIGE**

**BTJ AB**

Traktorvägen 11-13  
S-221 82 Lund  
Tlf. (46-46) 18 00 00  
Fax (46-46) 30 79 47  
E-post: btjeu-pub@btj.se  
URL: <http://www.btj.se>

**UNITED KINGDOM**

**The Stationery Office Ltd**

Customer Services  
PO Box 29  
Norwich NR3 1GN  
Tel. (44) 870 60 05-522  
Fax (44) 870 60 05-533  
E-mail: book.orders@theso.co.uk  
URL: <http://www.itsofficial.net>

**ÍSLAND**

**Bokabud Larusar Blöndal**

Skólavörðustíg, 2  
IS-101 Reykjavík  
Tel. (354) 552 55 40  
Fax (354) 552 55 60  
E-mail: bokabud@simnet.is

**NORGE**

**Swets Blackwell AS**

Østenjovæien 18  
Boks 6512 Etterstad  
N-0606 Oslo  
Tel. (47) 22 97 45 00  
Fax (47) 22 97 45 45  
E-mail: info@no.swetsblackwell.com

**SCHWEIZ/SUISSE/SVIZZERA**

**Euro Info Center Schweiz**

c/o OSEC  
Stampfenbachstraße 85  
PF 492  
CH-8035 Zürich  
Tel. (41-1) 365 53 15  
Fax (41-1) 365 54 11  
E-mail: eics@osec.ch  
URL: <http://www.osec.ch/eics>

**BĂLGĂRIJA**

**Europress Euromedia Ltd**

59, blvd Vitosha  
BG-1000 Sofia  
Tel. (359-2) 980 37 66  
Fax (359-2) 980 42 30  
E-mail: Milena@mboc.cit.bg  
URL: <http://www.europress.bg>

**ČESKÁ REPUBLIKA**

**UVIS**

odd. Publikaci  
Havelskova 22  
CZ-13000 Praha 3  
Tel (420-2) 22 72 07 34  
Fax (420-2) 22 71 57 38  
URL: <http://www.uvis.cz>

**CYPRUS**

**Cyprus Chamber of Commerce and Industry**

PO Box 21455  
CY-1509 Nicosia  
Tel. (357-2) 88 97 52  
Fax (357-2) 66 10 44  
E-mail: demetrap@ccci.org.cy

**EESTI**

**Eesti Kaubandus-Tööstuskoda**

(Estonian Chamber of Commerce and Industry)  
Toom-Kooli 17  
EE-10130 Tallinn  
Tel. (372) 646 02 44  
Fax (372) 646 02 45  
E-mail: einfo@koda.ee  
URL: <http://www.koda.ee>

**HRVATSKA**

**Mediatrade Ltd**

Pavla Hatza 1  
HR-10000 Zagreb  
Tel. (385-1) 481 94 11  
Fax (385-1) 481 94 11

**MAGYARORSZÁG**

**Euro Info Service**

Szt. István krt. 12  
II emelet 1/A  
PO Box 1039  
H-1137 Budapest  
Tel (36-1) 329 21 70  
Fax (36-1) 349 20 53  
E-mail: euroinfo@euroinfo.hu  
URL: <http://www.euroinfo.hu>

**MALTA**

**Miller Distributors Ltd**

Malta International Airport  
PO Box 25  
Luqa LQA 05  
Tel. (356) 66 44 88  
Fax (356) 67 67 99  
E-mail: gwirth@usa.net

**POLSKA**

**Ars Polona**

Krakowskie Przedmieście 7  
Skr. pocztowa 1001  
PL-00-950 Warszawa  
Tel. (48-22) 826 12 01  
Fax (48-22) 826 62 40  
E-mail: books119@arspolona.com.pl

**ROMÂNIA**

**Euromedia**

Str. Dionisie Lupu nr. 65, sector 1  
RO-70184 Bucuresti  
Tel. (40-1) 315 44 03  
Fax (40-1) 312 96 46  
E-mail: euromedia@mailcity.com

**SLOVAKIA**

**Centrum VTI SR**

Nám. Slobody, 19  
SK-81223 Bratislava  
Tel. (421-7) 54 41 83 64  
Fax (421-7) 54 41 83 64  
E-mail: europ@ttb1.sitk.stuba.sk  
URL: <http://www.sitk.stuba.sk>

**SLOVENIJA**

**Gospodarski Vestnik**

Dunajska cesta 5  
SLO-1000 Ljubljane  
Tel. (386) 613 09 16 40  
Fax (386) 613 09 16 45  
E-mail: europ@gvestnik.si  
URL: <http://www.gvestnik.si>

**TÜRKIYE**

**Dünya Infotel AS**

100, Yıl Mahallesi 34440  
TR-80050 Bağcilar-Istanbul  
Tel. (90-212) 629 46 89  
Fax (90-212) 629 46 27  
E-mail: infotel@dunya-gazete.com.tr

**ARGENTINA**

**World Publications SA**

Av. Cordoba 1877  
C1120 AAA Buenos Aires  
Tel. (54-11) 48 15 81 56  
Fax (54-11) 48 15 81 56  
E-mail: wpbooks@infovia.com.ar  
URL: <http://www.wpbooks.com.ar>

**AUSTRALIA**

**Hunter Publications**

PO Box 404  
Abbotsford, Victoria 3067  
Tel. (61-3) 94 17 53 61  
Fax (61-3) 94 19 71 54  
E-mail: jpdaves@ozemail.com.au

**BRESIL**

**Livraria Camões**

Rua Bittencourt da Silva, 12 C  
CEP  
20043-900 Rio de Janeiro  
Tel. (55-21) 262 47 76  
Fax (55-21) 262 47 76  
E-mail: livraria.camoes@incm.com.br  
URL: <http://www.inc.m.com.br>

**CANADA**

**Les éditions La Liberté Inc.**

3020, chemin Sainte-Foy  
Sainte-Foy, Québec G1X 3V6  
Tel. (1-418) 658 37 63  
Fax (1-800) 567 54 49  
E-mail: liberte@mediom.qc.ca

**Renouf Publishing Co. Ltd**

5369 Chemin Canotek Road, Unit 1  
Ottawa, Ontario K1J 9J3  
Tel. (1-613) 745 26 65  
Fax (1-613) 745 76 60  
E-mail: order.dept@renoufbooks.com  
URL: <http://www.renoufbooks.com>

**EGYPT**

**The Middle East Observer**

41 Sherif Street  
Cairo  
Tel. (20-2) 392 69 19  
Fax (20-2) 393 97 32  
E-mail: inquiry@meobserver.com  
URL: <http://www.meobserver.com>

**INDIA**

**EBIC India**

3rd Floor, Y. B Chavan Centre  
Gen. J. Bhosale Marg.  
Mumbai 400 021  
Tel. (91-22) 282 60 64  
Fax (91-22) 285 45 64  
E-mail: ebicindia@vsnl.com  
URL: <http://www.ebicindia.com>

**JAPAN**

**PSI-Japan**

Asahi Sanbancho Plaza #206  
7-1 Sanbancho, Chiyoda-ku  
Tokyo 102  
Tel. (81-3) 32 34 69 21  
Fax (81-3) 32 34 69 15  
E-mail: books@psi-japan.co.jp  
URL: <http://www.psi-japan.co.jp>

**MALAYSIA**

**EBIC Malaysia**

Suite 45 02, Level 45  
Plaza MBI (Letter Box 45)  
8 Jalan Yap Kwan Seng  
50450 Kuala Lumpur  
Tel. (60-3) 21 62 92 98  
Fax (60-3) 21 62 61 98  
E-mail: ebic@tm.net.my

**MÉXICO**

**Mundi Prensa México, SA de CV**

Río Pánuco, 141  
Colonia Cuauhtémoc  
MX-06500 México, DF  
Tel. (52-5) 533 56 58  
Fax (52-5) 514 67 99  
E-mail: 101545 2361@compuserve.com

**PHILIPPINES**

**EBIC Philippines**

18th Floor, PS Bank Tower  
Sen. Gil J. Puyat Ave. cor. Tindalo St.  
Makati City  
Metro Manila  
Tel. (63-2) 759 66 80  
Fax (63-2) 759 66 90  
E-mail: eicpcom@globe.com.ph  
URL: <http://www.eicp.com>

**SOUTH AFRICA**

**Eurochamber of Commerce in South Africa**

PO Box 781738  
2146 Sandton  
Tel. (27-11) 884 39 52  
Fax (27-11) 883 55 73  
E-mail: info@eurochamber.co.za

**SOUTH KOREA**

**The European Union Chamber of  
Commerce in Korea**

5th Fl, The Shilla Hotel  
202, Jangchung-dong 2 Ga, Chung-ku  
Seoul 100-392  
Tel. (82-2) 22 53-5631/4  
Fax (82-2) 22 53-5635/6  
E-mail: eucock@eucock.org  
URL: <http://www.eucock.org>

**SRI LANKA**

**EBIC Sri Lanka**

Trans Asia Hotel  
115 Sir Chittampalam  
A. Gardiner Mawatha  
Colombo 2  
Tel. (94-1) 074 71 50 78  
Fax (94-1) 44 87 79  
E-mail: ebicsl@snet.lk

**UNITED STATES OF AMERICA**

**Bernan Associates**

4611-F Assembly Drive  
Lanham MD 20706-4391  
Tel. (1-800) 274 44 47 (toll free telephone)  
Fax (1-800) 865 34 50 (toll free fax)  
E-mail: query@bernan.com  
URL: <http://www.bernan.com>

**ANDERE LÄNDER/OTHER COUNTRIES/  
AUTRES PAYS**


Bitte wenden Sie sich an ein Büro Ihrer  
Wahl/Please contact the sales office of  
your choice/veuillez vous adresser au  
bureau de vente de votre choix

Office for Official Publications of the European  
Communities  
2, rue Mercier  
L-2985 Luxembourg  
Tel. (352) 29 29-4255  
Fax (352) 29 29-42758  
E-mail: info-nfo-opoce@cec.eu.int  
URL: <http://eur-op.eu.int>

ES	=	Mercados agrarios: Precios
DA	=	Landbrugsmarkedet – Priser
DE	=	Agrarmärkte – Preise
GR	=	Γεωργικές αγορές – Τιμές
EN	=	Agricultural markets – Prices
FR	=	Marchés agricoles – Prix
IT	=	Mercati agricoli: Prezzi
NL	=	Landbouwmarkten: Prijzen
PT	=	Mercados agrícolas – Preços
FI	=	Maatalousmarkkinat – Hinnat
SV	=	Jordbruksmarknader – Priser

Prix au Luxembourg, TVA exclue:

abonnement	EUR 122
prix par numéro	EUR 37

\*\*\*  
 \*  \*  
 \*\*\*  
 OFICINA DE PUBLICACIONES OFICIALES DE LAS COMUNIDADES EUROPEAS  
 KONTORET FOR DE EUROPAEISKE FÆLLESSKABERS OFFICIELLE PUBLIKATIONER  
 AMT FÜR AMTLICHE VERÖFFENTLICHUNGEN DER EUROPÄISCHEN GEMEINSCHAFTEN  
 ΥΠΗΡΕΣΙΑ ΕΠΙΣΗΜΩΝ ΕΚΔΟΣΕΩΝ ΤΩΝ ΕΥΡΩΠΑΪΚΩΝ ΚΟΙΝΟΤΗΤΩΝ  
 OFFICE FOR OFFICIAL PUBLICATIONS OF THE EUROPEAN COMMUNITIES  
 OFFICE DES PUBLICATIONS OFFICIELLES DES COMMUNAUTÉS EUROPÉENNES  
 UFFICIO DELLE PUBBLICAZIONI UFFICIALI DELLE COMUNITÀ EUROPEE  
 BUREAU VOOR OFFICIËLE PUBLIKATIES DER EUROPESE GEMEENSCHAPPEN  
 SERVIÇO DAS PUBLICAÇÕES OFICIAIS DAS COMUNIDADES EUROPEIAS  
 EUROOPAN YHTEISÖJEN VIRALLISTEN JULKAISUJEN TOIMISTO  
 BYRÅN FÖR EUROPEISKA GEMENSKAPERNAS OFFICIELLA PUBLIKATIONER

L-2985 Luxembourg