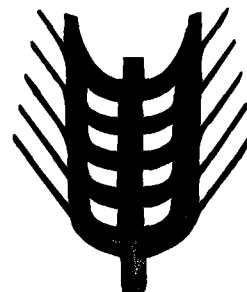





Comisión Europea
Europa-Kommissionen
Europäische Kommission
Ευρωπαϊκή Επιτροπή
European Commission
Commission européenne
Commissione europea
Europese Commissie
Comissão Europeia
Euroopan komissio
Europeiska kommissionen



Mercados agrarios
Landbrugsmarkeder
Agrarmärkte
Γεωργικές αγορές
Agricultural markets
Marchés agricoles
Mercati agricoli
Landbouwmakten
Mercados agrícolas
Maatalousmarkkinat
Jordbruksmarknader

Preços □ Priser □ Preise □ Τιμές □ Prices □ Prix □ Prezzi □ Prijzen □ Preços □ Hinnat □ Priser

Basée sur des informations rassemblées par les services de la direction générale de l'agriculture, dans le cadre de l'application de la politique agricole commune, la publication Marchés agricoles – Prix contient des données concernant les prix fixés par le Conseil ou par la Commission et les prix constatés sur les différents marchés de la Communauté.

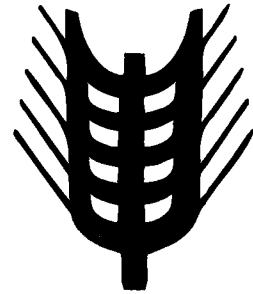
La table des matières (page 1) mentionne les produits traités.

Les tableaux donnent l'évolution, pour une période de plusieurs semaines et de plusieurs mois, des:

— prix de marché.



Comisión Europea
Europa-Kommissionen
Europäische Kommission
Ευρωπαϊκή Επιτροπή
European Commission
Commission européenne
Commissione europea
Europese Commissie
Comissão Europeia
Euroopan komissio
Europeiska kommissionen



Mercados agrarios
Landbrugsmarkeder
Agrarmärkte
Γεωργικές αγορές
Agricultural markets
Marchés agricoles
Mercati agricoli
Landbouwmakten
Mercados agrícolas
Maatalousmarkkinat
Jordbruksmarknader

Precios □ Priser □ Preise □ Τιμές □ Prices □ Prix □ Prezzi □ Prijzen □ Preços □ Hinnat □ Priser

CEE: VI / 14

DIRECCIÓN GENERAL DE AGRICULTURA, Dirección «Asuntos Generales»
GENERALDIREKTORATET FOR LANDBRUG, Direktorat Generelle Anliggender
GENERALDIREKTION LANDWIRTSCHAFT, Direktion Allgemeine Angelegenheiten
ΓΕΝΙΚΗ ΔΙΕΥΘΥΝΣΗ ΓΕΩΡΓΙΑΣ, Διεύθυνση Γενικών Υποθέσεων
DIRECTORATE-GENERAL FOR AGRICULTURE, Directorate 'General matters'
DIRECTION GÉNÉRALE DE L' AGRICULTURE, direction «affaires générales»
DIREZIONE GENERALE DELL'AGRICOLTURA, direzione Affari generali
DIRECTORAAT-GENERAAL LANDBOUW, Directoraat algemene zaken
DIRECÇÃO GERAL DE AGRICULTURA, Direcção «Assuntos Gerais»
MAATALOUDEN PÄÄOSASTO, Yleisten asioiden osasto
GENERALDIREKTORATET FÖR JORDBRUK, Direktoratet "Allmänna angelägenheter"

Rue de la Loi 200, B-1049 Bruxelles
Bâtiment Berlaymont

Tél. (32-2)299 11 11

Télex 22037 (AGREC)


Luxembourg: Office des publications officielles des Communautés européennes, 2000

ISSN 1014-8159

- © Comunidades Europeas, 2000
Reproducción autorizada, con indicación de la fuente bibliográfica.
- © De Europæiske Fællesskaber, 2000
Eftertryk tilladt med kildeangivelse.
- © Europäische Gemeinschaften, 2000
Nachdruck mit Quellenangabe gestattet.
- © Ευρωπαϊκές Κοινότητες, 2000
Επιτρέπεται η αναπαραγωγή με αναφορά της πηγής.
- © European Communities, 2000
Reproduction is authorized provided the source is acknowledged.
- © Communautés européennes, 2000
Reproduction autorisée, moyennant mention de la source.
- © Comunità europee, 2000
Riproduzione autorizzata con citazione della fonte.
- © Europese Gemeenschappen, 2000
Overneming met bronvermelding toegestaan.
- © Comunidades Europeias, 2000
Reprodução autorizada mediante indicação da fonte.
- © Europeiska gemenskaperna, 2000
Kopiering tillåten med angivande av källan.
- © Euroopan yhteisöt, 2000
Tekstin jäljentäminen on sallittua, kunhan lähde mainitaan.

Index

Korn	Getreide	Cereals	Céréales	Cereali	Granen	4 - 10
Riz	Reis	Rice	Riz	Riso	Rijst	11 - 14
Olivenolie	Olivenöl	Olive oil	Hulle d'olive	Ollo d'oliva	Olijfolie	15 - 18
Svinekød	Schweinefleisch	Pork	Vlande porcine	Carni suine	Varkensvlees	19 - 28
Æg	Eier	Eggs	Œufs	Uova	Eieren	29 - 32
Fjerkræ	Geflügel	Poultry	Volaille	Pollama	Gevogelte	33 - 36
Oksekød	Rindfleisch	Beef	Vlande bovine	Carne bovina	Rundvlees	37 - 40
Mejeriprodukter	Milcherzeugnisse	Milk products	Produits laitiers	Prodotti lattiero	Zuivelprodukten	41 - 54
Farekød	Schaf-fleisch	Sheep	Vlande ovine	Carne ovine	Schapevlees	55 - 57



Korn

Getreide

Cereals

Céréales

Cereali

Granen

MN / T	Blé tendre panifiable				Brotweizen		Bread making wheat		Trigo blando panificable				
	Grano tenero panificabile				Broodtarwe		Trigo panificavel						
€ / T	janv-00	févr-00	mars-00	avr-00	mai-00	juin-00	juil-00	août-00	sept-00	oct-00	nov-00	déc-00	2000
Belgique	5.172,6 128,225	5.198,3 128,862	5.264,5 130,504	5.248,9 130,117	5.400,5 133,876	5.300,0 131,384	5.300,0 131,384	5.172,6 128,225	5.000,6 123,961	5.019,9 124,441	5.070,6 125,696	5.174,2 128,265	5.193,6 128,745
Danmark	992,58 133,344	1.008,28 135,432	1.016,45 136,479	1.007,00 135,159	1.040,65 139,513	1.010,00 135,350	1.000,00 134,084	987,10 132,345	930,00 124,613	947,74 127,268	951,67 127,604	960,00 128,719	987,62 132,493
Deutschland	254,14 129,941	257,66 131,737	263,55 134,751	263,03 134,483	271,73 138,931	253,65 129,689	229,87 117,53	238,92 122,16	243,97 124,739	247,90 126,748	250,40 128,028	252,30 128,999	252,26 128,978
Ellas	50.000 150,979	51.655 155,049	52.581 157,391	53.167 158,570	55.000 163,329	43.717 129,885	44.149 131,036	45.105 133,706	46.759 138,141	46.935 138,235	48.617 142,869	50.000 146,741	48.974 145,494
España	25.214 151,539	25.403 152,675	25.642 154,111	25.137 151,077	25.621 153,987	23.333 140,232	21.967 132,026	22.036 132,440	22.334 134,228	23.645 142,109	24.143 145,103	24.377 146,511	24.071 144,670
Finland	840,0 141,278	842,5 141,695	850,0 142,960	823,5 138,508	851,5 143,220	847,6 142,551	845,0 142,119	796,5 133,956	788,4 132,599	789,0 132,700	789,0 132,700	787,4 132,435	820,9 138,060
France	818,08 124,716	819,11 124,873	835,24 127,331	823,10 125,479	826,03 125,927	774,91 118,135	734,79 112,018	714,78 108,968	722,92 110,209	739,18 112,687	758,33 115,607	767,00 116,929	777,79 118,57325
Italia	294.669 152,184	293.272 151,463	295.776 152,756	289.449 149,488	308.260 159,203	279.176 149,290	272.173 148,946	282.291 148,946	295.384 148,946	300.017 148,946	314.587 148.946	320.402 148,946	295.455 150,672
Nederland	307,32 139,457	308,43 139,96	312,18 141,66	312,42 141,769	318,35 144,463	311,42 141,315	310,00 140,672	310,00 140,672	310,00 140,672	310,00 140,672	310,00 140,672	310,00 140,672	310,84 141,05467
Österreich	1.765,4 128,297	1.762,5 128,086	1.771,2 128,719	1.722,9 125,209	1.803,2 131,046	1.808,8 131,447	1.763,9 128,185	1.689,8 122,805	1.730,7 125,773	1.942,4 141,161	1.904,8 138,423	1.891,8 137,48	1.796,5 130,55258
Portugal	30.256 150,919	30.322 151,247	31.279 156,019	29.758 148,434	31.247 155,858	31.290 156,074	27.232 135,834	25.545 127,416	26.344 131,401	28.911 144,209	28.953 144,418	30.973 154,490	29.343 146,360
Sweden	1.169,1 136,294	1.173,2 138,275	1.172,9 140,408	1.130,8 136,681	1.158,5 139,72	1.147,8 138,117	1.147,5 136,485	1.130,2 134,785	1.068,2 127,058	1.089,1 127,892	1.097,7 126,823	1.110,8 127,784	1.133,0 134,1935
United-Kingdom	91,91 149,599	88,78 144,224	90,00 147,709	92,19 154,009	94,26 154,736	94,89 150,534	98,72 158,577	82,85 136,51	79,32 130,083	77,82 132,312	76,55 127,284	82,15 133,947	87,45 143,29367

MN / T	Blé tendre fourrager				Futterweizen		Feed wheat		Trigo blando forrajero				
	Grano tenero da foraggjo				Voedar tarwe		Trogo mole forrageiro						
€ / T	janv-00	févr-00	mars-00	avr-00	mai-00	juin-00	juil-00	août-00	sept-00	oct-00	nov-00	déc-00	2000
Belgique	5.018,8 124,413	5.032,7 124,759	5.087,6 126,119	5.116,4 126,832	5.218,8 129,371	5.108,3 126,632	5.060,7 125,452	4.291,9 106,394	4.303,9 106,691	4.409,7 109,313	4.526,1 112,200	4.718,8 116,977	4.824,5 119,596
Danmark	888,31 119,335	901,98 121,155	916,29 123,031	924,58 124,097	918,63 123,155	899,17 120,498	897,50 120,340	897,50 120,332	835,67 111,975	806,13 108,251	848,50 113,771	870,00 116,652	883,69 118,549
Deutschland	250,08 127,863	252,26 128,980	256,15 130,965	259,01 132,429	265,15 135,570	249,43 127,530	229,04 117,109	212,59 108,693	217,79 111,356	223,62 114,335	232,49 118,869	238,37 121,878	240,50 122,965
Irland	105,31 133,722	107,31 136,256	108,62 137,920	108,49 137,753	112,36 142,667	107,43 136,402	105,53 133,998	103,48 131,387	94,58 120,086	93,39 118,578	95,39 121,123	98,44 124,998	103,36 131,241
Nederland	297,32 134,919	298,95 135,657	303,95 137,927	302,75 137,382	308,35 139,925	300,42 136,323	291,61 132,328	256,16 116,241	258,92 117,491	263,77 119,695	273,60 124,154	284,40 129,056	286,68 130,092
Österreich	1.575,00 114,46	1.575,00 114,46	1.575,00 114,46	1.522,50 110,645	1.776,60 129,112	1.825,00 132,628	1.825,00 132,628	1.720,50 125,032	1.564,30 113,685	1.579,80 114,812	1.625,00 118,093	1.658,20 120,508	1.651,83 120,04358
Portugal	28.250 140,910	28.250 140,910	28.250 140,910	27.308 136,213	28.944 144,369	28.617 142,739	23.656 117,995	23.828 118,853	23.972 119,572	26.024 129,808	27.130 135,324	28.105 140,186	26.861 133,982
United-Kingdom	78,31 127,567	77,38 125,696	77,03 126,451	77,82 130,026	78,53 128,930	78,60 124,683	81,45 130,850	70,02 115,348	67,35 110,440	65,80 111,862	66,87 111,183	69,87 113,934	74,09 121,414

MN / T	Blé tendre panifiable				Brotweizen		Bread making wheat			Trigo blando panificable			
	Grano tenero panificabile				Broodtarwe		Trigo panificavel						
€ / T	1-oct	8-oct	15-oct	22-oct	29-oct	5-nov	12-nov	19-nov	26-nov	3-déc	10-déc	17-déc	24-déc
Belgique	5.016,7 124,361	5.016,7 124,361	5.016,7 124,361	5.016,7 124,361	5.050,0 125,186	5.050,0 125,186	5.050,0 125,186	5.066,7 125,6	5.150,0 127,665	5 100,0 126,426	5 200,0 128,905	5 200,0 128,905	5.200,0 128,905
Danmark	940,00 126,142	950,00 127,611	950,00 127,608	950,00 127,633	950,00 127,447	950,00 127,356	950,00 127,319	950,00 127,368	960,00 128,805	960,00 128,783	960,00 128,704	960,00 128,704	960,00 128,667
Deutschland	246,75 126,161	247,83 126,713	248,05 126,826	247,88 126,739	250,43 128,043	249,70 127,67	249,75 127,695	250,45 128,053	252,20 128,948	252,36 129,03	251,85 128,769	251,85 128,769	253,06 129,388
Ellas	46.250 136,258	46.250 136,290	47.500 139,912	47.500 139,850	47.500 139,702	48.500 142,584	48.500 142,546	48.500 142,471	50 000 146,813	50.000 146,739	50 000 146,735	50 000 146,735	50.000 146,735
España	23 285 139,946	23 305 140,066	23.887 143,564	23.955 143,972	23.990 144,183	24.122 144,976	24.121 144,970	24.213 145,523	24 228 145,613	24.380 146,527	24.384 146,551	24.384 146,551	24.401 146,653
Finland	789,0 132,700	789,0 132,700	789,0 132,700	789,0 132,700	789,0 132,700	789,0 132,700	789,0 132,700	789,0 132,700	789,0 132,700	789,0 132,700	789,0 132,700	789,0 132,700	782,9 131,674
France	732,10 111,608	735,65 112,149	740,56 112,898	745,42 113,639	746,11 113,744	752,91 114,78	752,41 114,704	765,76 116,739	773,60 117,935	766,33 116,826	764,62 116,566	764,62 116,566	770,12 117,404
Italia	297.500 148,946	299.313 148,946	299.111 148,946	303.111 148,946	302.429 148,946	310.111 148,946	316.111 148,946	319.944 148,946	320.944 148,946	314.438 148,946	322.250 148,946	322.250 148,946	322.250 148,946
Nederland	310,00 140,672	310,00 140,672	310,00 140,672	310,00 140,672	310,00 140,672	310,00 140,672	310,00 140,672	310,00 140,672	310,00 140,672	310,00 140,672	310,00 140,672	310,00 140,672	310,00 140,672
Österreich	1.882,5 136,807	1.917,5 139,35	2.010,0 146,072	2.010,0 146,072	1.825,0 132,628	1.917,5 139,35	1.917,5 139,35	1.917,5 139,35	1 915,0 139,168	1 915,0 139,168	1.915,0 139,168	1.915,0 139,168	1.825,0 132,628
Portugal	28.050 139,913	29.050 144,901	29.150 145,400	29.250 145,898	29.250 145,898	29.250 145,898	28.750 143,404	29 050 144,901	28.450 141,908	30 250 150,886	31.250 155,874	31.250 155,874	31.750 158,368
Sweden	1.080,0 125,691	1 087,5 127,873	1.092,5 129,279	1.095,0 129,062	1.092,5 127,109	1.095,0 126,519	1.097,5 126,178	1 100,0 126,419	1.102,5 128,489	1 110,0 130,584	1 110,0 127,616	1 110,0 127,616	1.115,0 125,45
United-Kingdom	76,50 127,67	79,73 134,953	78,27 135,65	77,53 133,465	76,03 126,506	75,03 125,154	76,44 128,083	77,67 129,041	77,67 127,307	82,18 135,521	82,55 135,952	82,55 135,952	82,55 130,721

MN / T	Blé tendre fourrager				Futterweizen		Feed wheat			Trigo blando forrajero			
	Grano tenero da foraggio				Voeder tarwe		Trogo mole forrageiro						
€ / T	1-oct	8-oct	15-oct	22-oct	29-oct	5-nov	12-nov	19-nov	26-nov	3-déc	10-déc	17-déc	24-déc
Belgique	4.400,0 109,073	4.400,0 109,073	4.400,0 109,073	4.400,0 109,073	4.500,0 111,552	4.450,0 110,313	4.500,0 111,552	4 566,7 113,206	4 633,3 114,857	4 750,0 117,749	4 716,7 116,924	4.716,7 116,924	4 716,7 116,924
Danmark	805,00 108,026	802,50 107,798	805,00 108,131	805,00 108,152	822,50 110,342	840,00 112,610	845,00 113,246	860,00 115,302	870,00 116,730	870,00 116,710	870,00 116,638	870,00 116,638	870,00 116,605
Deutschland	219,33 112,142	222,13 113,573	225,50 115,296	225,00 115,041	229,50 117,341	229,50 117,341	231,50 118,364	234,11 119,699	238,17 121,774	239,30 122,352	238,11 121,744	238,11 121,744	238,07 121,723
Ireland	93,00 118,086	93,50 118,721	93,50 118,721	93,50 118,721	93,50 118,721	93,50 118,721	95,75 121,577	96,50 122,530	97,50 123,799	97,75 124,117	98,75 125,387	98,75 125,387	98,75 125,387
Nederland	262,00 118,890	262,00 118,890	263,50 119,571	266,00 120,706	267,50 121,386	270,00 122,521	271,50 123,201	277,50 125,924	281,00 127,512	283,50 128,647	285,00 129,327	285,00 129,327	285,00 129,327
Österreich	1 575,00 114,46	1 575,00 114,46	1 575,00 114,46	1.575,00 114,46	1.625,00 118,093	1.625,00 118,093	1 625,00 118,093	1.625,00 118,093	1.625,00 118,093	1 655,00 120,274	1 655,00 120,274	1 655,00 120,274	1 675,00 121,727
Portugal	25.250 125,946	26.250 130,934	26.250 130,934	26.250 130,934	26.250 130,934	26.950 134,426	27.250 135,922	27.250 135,922	27 750 138,416	27.750 138,416	28.250 140,910	28.250 140,910	28.250 140,910
United-Kingdom	66,54 111,048	66,69 112,881	66,00 114,385	64,71 111,396	64,06 106,589	66,33 110,642	67,19 112,584	67,45 112,062	68,59 112,424	70,66 116,524	69,74 114,855	69,74 114,855	69,74 110,435

MN / T	Orge fourrager				Futtergerste			Feed Barley			Cebada forrajero			2000
	Orzo da foraggjo				Voedergerst			Cevada forrageiro						
€ / T	janv-00	févr-00	mars-00	avr-00	mai-00	juin-00	juil-00	août-00	sept-00	oct-00	nov-00	déc-00		
Belgique	5 013,4 124,280	5 031,6 124,730	5 068,8 125,653	5 068,3 125,641	5 211,8 129,198	5 041,1 124,966	4 854,0 120,328	4 562,6 113,105	4 625,0 114,651	4 732,0 117,304	4 888,3 121,179	5 038,4 124,899	4 927,9 122,161	
Danmark	919,60 123,539	932,84 125,301	930,73 124,971	913,08 122,554	930,73 124,776	899,17 120,497	887,50 118,999	887,50 118,991	845,50 113,291	851,77 114,381	892,83 119,715	928,55 124,501	901,65 120,960	
Deutschland	241,75 123,604	243,23 124,364	244,72 125,125	239,34 122,370	245,96 125,757	223,84 114,446	206,33 105,496	212,27 108,533	217,26 111,085	220,95 112,968	227,16 116 143	232,14 118,692	229,58 117,382	
Ellas	46,976 141,851	47,000 141,077	47 903 143,388	49,945 148,960	50,678 150,493	45 072 133,914	48,282 143,305	48,801 144,662	49,105 145,087	48 833 143,824	48 833 143,506	48,833 143,316	48,355 143,615	
España	22,248 133,712	22,211 133,490	22,479 135,101	22,269 133,838	22,669 136,245	19 818 119,106	18,100 108,781	18 022 108,313	18 322 110,118	18 988 114,121	19,171 115,217	19,391 116,544	20,307 122,049	
Finland	747,0 125,631	758,9 127,632	761,0 127,991	736,5 123,865	754,2 126,841	753,6 126,744	755,0 126,982	714,8 120,218	651,3 109,544	652,5 109,742	664,2 111,704	677,1 113,888	718,8 120,899	
France	827,00 126,076	829,53 126,462	837,87 127,732	833,96 127,136	826,78 126,042	778,06 118,615	725,70 110,632	750,48 114,410	750,52 114,415	771,66 117,639	804,90 122,707	811,43 123,702	795,66 121,297	
Ireland	99,19 125,950	100,28 127,335	101,16 128,449	100,22 127,249	104,80 133,066	103,70 131,672	101,44 128,796	99,60 126,472	90,42 114,805	89,58 113,744	91,63 116,347	93,44 118,649	97,96 124,378	
Italia	282,685 145,995	292,372 150,998	294,697 152,198	292 031 150,822	301,762 155,847	273 063 141,025	265 145 136,936	266 731 137,755	269,004 138,929	270,716 139,813	277,767 143,455	289,547 149,539	281,293 145,276	
Nederland	293,98 133,404	297,50 135,000	299,60 135,951	295,73 134,198	298,42 135,417	283,92 128,836	263,06 119,373	266,94 121,130	272,17 123,504	277,66 125,997	289,28 131,271	293,90 133,367	286,01 129,787	
Österreich	1.698,5 123,432	1.745,1 126,820	1.777,3 129,158	1 711,7 124,392	1.767,9 128,479	1.695,3 123,205	1.585,6 115,233	1.602,5 116,458	1.615,9 117,433	1.624,2 118,035	1.656,9 120,413	1 716,0 124,704	1 683,1 122,314	
Portugal	28,234 140,830	29,078 145,038	29,250 145,898	28,275 141,035	29,653 147,909	29,217 145,732	23,461 117,024	23,503 117,231	24,351 121,463	25,524 127,314	26,183 130,601	26 734 133,348	26,955 134,452	
Sweden	1 082,0 126,160	1,084,5 127,818	1,081,1 129,423	1,043,9 126,176	1,076,0 129,765	1 075,0 129,363	1,075,0 127,862	1,057,3 126,090	774,1 92,027	977,5 114,784	985,7 113,883	1,021,5 117,497	1 027,8 121,737	
United-Kingdom	77,62 126,436	77,18 125,366	76,80 126,048	75,97 126,915	77,82 127,790	77,80 123,417	70,33 112,934	66,26 109,126	65,90 108,069	66,39 112,851	68,89 114,548	72,24 117,797	72,77 119,275	

MN / T	Avoine fourrager				Futterhafer			Feed oats			Avena forrajero			2000
	Avena da foraggjo				Voederhaver			Aveia forrageiro						
€ / T	janv-00	févr-00	mars-00	avr-00	mai-00	juin-00	juil-00	août-00	sept-00	oct-00	nov-00	déc-00		
Belgique	5 106,5 126,586	5 385,6 133,506	5 777,4 143,218	5 764,7 142,904	5 978,0 148,191	5 980,3 148,248	5 906,5 146,418	5 702,1 141,353	5 727,2 141,974	6 025,0 149,356	6 025,0 149,356	6 075,8 150,615	5 787,8 143,477	
Deutschland	264,19 135,079	281,48 143,920	287,94 147,220	277,99 142,132	285,04 145,739	266,51 136,263	262,41 134,165	259,86 132,862	258,67 132,256	259,55 132,706	265,31 135,652	270,85 138,483	269,98 138,040	
Finland	745,4 125,369	761,7 128,106	776,4 130,575	746,4 125,532	721,7 121,374	692,8 116,523	671,7 112,972	672,6 113,129	660,7 111,124	645,4 108,550	648,9 109,139	652,5 109,741	699,7 117,678	
Österreich	1 625,0 118,093	1 625,0 118,093	1 625,0 118,093	1 570,8 114,157	1 625,0 118,093	1 625,0 118,093	1 625,0 118,093	1 611,3 117,097	1 606,0 116,713	1 609,7 116,980	1 700,0 123,544	1 700,0 123,544		
Sweden	1,082,0 126,160	1,090,0 128,469	1,092,3 130,756	1 053,5 127,334	1,078,5 130,073	1,070,0 128,761	1,070,0 127,267	1,057,9 126,167	775,5 92,201	959,5 112,670	955,0 110,340	956,9 110,081	1,020,1 120,857	
United-Kingdom	72,80 118,582	72,80 118,252	72,80 119,474	70,37 117,571	72,80 119,500	72,80 115,478	72,80 116,936	66,20 109,063	64,52 105,821	-	-	-	70,88 115,631	

MN / T	Orge fourrager				Futtergerste			Feed Barley			Cebada forrajero			
	Orzo da foraggio				Voedergerst			Cevada forrageiro						
€ / T	1-oct	8-oct	15-oct	22-oct	29-oct	5-nov	12-nov	19-nov	26-nov	3-déc	10-déc	17-déc	24-déc	
Belgique	4.716,7 116,924	4.716,7 116,924	4.716,7 116,924	4.716,7 116,924	4.875,0 120,848	4.850,0 120,228	4.866,7 120,642	4.900,0 121,468	4.966,7 123,121	5 075,0 125,806	5.033,3 124,772	5 033,3 124,772	5.033,3 124,772	
Danmark	827,50 111,046	847,50 113,842	860,00 115,518	860,00 115,542	880,00 118,056	885,00 118,642	885,00 118,607	900,00 120,664	915,00 122,768	915,00 122,746	925,00 124,011	925,00 124,011	950,00 127,327	
Deutschland	224,42 114,744	218,50 111,717	220,78 112,883	218,50 111,717	224,64 114,857	224,65 114,862	228,75 116,958	227,72 116,431	229,65 117,418	233,32 119,295	232,25 118,748	232,25 118,748	231,54 118,385	
Ellas	48.833 143,868	48.833 143,902	48.833 143,838	48.833 143,774	48.833 143,622	48.833 143,563	48.833 143,525	48.833 143,449	48.833 143,386	48.833 143,315	48.833 143,310	48.833 143,310	48.833 143,310	
España	18.929 113,766	18.986 114,108	18.990 114,132	19.011 114,258	19.074 114,637	19.164 115,178	19.190 115,334	19.194 115,358	19.197 115,376	19.399 116,590	19.400 116,596	19.400 116,596	19.418 116,705	
Finland	651,3 109,541	652,2 109,692	652,4 109,728	652,4 109,726	656,4 110,399	653,2 109,860	665,9 111,996	669,0 112,518	676,5 113,779	676,5 113,779	676,5 113,779	676,5 113,779	679,0 114,200	
France	747,72 113,989	760,75 115,976	772,23 117,726	793,74 121,005	800,11 121,976	798,67 121,758	805,30 122,767	808,23 123,214	812,26 123,828	811,07 123,647	816,13 124,418	816,13 124,418	803,33 122,467	
Ireland	89,00 113,007	89,75 113,959	89,75 113,959	89,75 113,959	89,75 113,959	89,75 113,959	92,00 116,816	92,88 117,933	93,50 118,721	93,25 118,403	93,50 118,721	93,50 118,721	93,50 118,721	
Italia	269.250 139,056	270.083 139,486	270.250 139,572	272.250 140,605	273.125 141,057	272.000 140,476	278.917 144,049	279.800 144,505	285.100 147,242	286.250 147,836	291.000 150,289	291.000 150,289	291.000 150,289	
Nederland	275,00 124,790	275,00 124,790	277,50 125,924	280,00 127,058	285,00 129,327	287,50 130,462	289,00 131,142	291,50 132,277	292,50 132,731	294,00 133,411	294,00 133,411	294,00 133,411	294,00 133,411	
Österreich	1 637,5 119,002	1.637,5 119,002	1.600,0 116,277	1.600,0 116,277	1.675,0 121,727	1.637,5 119,002	1.647,5 119,728	1.662,5 120,819	1 675,0 121,727	1.705,0 123,907	1 705,0 123,907	1.705,0 123,907	1.755,0 127,541	
Portugal	24.750 123,452	25.750 128,440	25.750 128,440	25.750 128,440	25.750 128,440	26.250 130,934	26.250 130,934	26.250 130,934	26.250 130,934	26.250 130,934	26.750 133,428	26.750 133,428	27.250 135,922	
Sweden	975,0 113,471	975,0 114,645	977,5 115,671	982,5 115,802	977,5 113,729	980,0 113,232	987,5 113,532	987,5 113,490	995,0 115,961	1.015,0 119,408	1.025,0 117,843	1.025,0 117,843	1.027,5 115,605	
United-Kingdom	67,24 112,216	66,79 113,050	66,72 115,633	64,70 111,379	66,60 110,815	67,94 113,328	69,97 117,242	69,51 115,484	69,65 114,162	73,18 120,679	72,18 118,874	72,18 118,874	72,18 114,299	


MN / T	Avoine fourrager				Futterhafer			Feed oats			Avena forrajero			
	Avena da foraggio				Voederhafer			Aveia forrageiro						
€ / T	1-oct	8-oct	15-oct	22-oct	29-oct	5-nov	12-nov	19-nov	26-nov	3-déc	10-déc	17-déc	24-déc	
Belgique	6.025,0 149,356	6.025,0 149,356	6.025,0 149,356	6.025,0 149,356	6.025,0 149,356	6.025,0 149,356	6.025,0 149,356	6.025,0 149,356	6.025,0 149,356	6.250,0 154,933	6 025,0 149,356	6.025,0 149,356	6.025,0 149,356	
Deutschland	250,83 128,247	256,80 131,300	262,50 134,214	264,00 134,981	269,06 137,568	265,79 135,896	262,13 134,025	265,38 135,687	266,00 136,004	273,07 139,618	271,25 138,688	271,25 138,688	269,42 137,752	
Finland	640,4 107,708	643,5 108,229	646,2 108,683	649,6 109,255	649,9 109,305	648,8 109,120	647,8 108,952	647,8 108,952	651,4 109,558	651,9 109,642	651,9 109,642	651,9 109,642	654,3 110,045	
Österreich	1.600,0 116,277	1.600,0 116,277	1.600,0 116,277	1.600,0 116,277	1.700,0 123,544	1.700,0 123,544	1.700,0 123,544	1.700,0 123,544	1.700,0 123,544	1 700,0 123,544	1 700,0 123,544	1 700,0 123,544	1.700,0 123,544	
Sweden	965,0 112,307	960,0 112,881	960,0 113,600	955,0 112,561	955,0 111,111	955,0 110,343	955,0 109,795	955,0 109,755	955,0 111,299	955,0 112,349	955,0 109,795	955,0 109,795	962,5 108,292	
United-Kingdom	63,70 106,308	69,00 116,791	66,00 114,385	-	-	65,70 109,591	-	-	-	-	-	-	-	

MN / T	Maïs fourrager			Futtermais			Feed mais			Maiz forrajero			
	€ / T												
	Maïs da forraggio			Voedermais haver			Milho forrageiro						
	janv-00	févr-00	mars-00	avr-00	mai-00	juin-00	juil-00	août-00	sept-00	oct-00	nov-00	déc-00	2000
Eilas	48.236	49.437	51.613	50.589	52.333	52.333	52.333	52.333	49.086	44.360	47.745	49.333	49.978
	145,658	148,390	154,496	150,882	155,409	155,488	155,327	155,133	145,043	130,649	140,306	144,784	148,464
España	24.728	24.970	25.264	24.506	25.346	25.094	25.322	25.930	26.361	24.674	23.627	23.886	24.976
	148,616	150,070	151,839	147,280	152,330	150,821	152,187	155,844	158,431	148,291	142,001	143,557	150,106
France	844,88	862,18	875,62	854,09	895,52	891,62	971,99	1002,72	795,80	784,04	809,19	839,13	868,90
	128,802	131,438	133,486	130,205	136,521	135,926	148,178	152,864	121,319	119,525	123,360	127,924	132,462
Italia	265.019	261.842	264.287	261.042	280.894	277.172	290.379	278.654	251.193	250.748	256.573	263.201	266.750
	136,871	135,230	136,493	134,817	145,070	143,147	149,968	143,913	129,730	129,501	132,509	135,932	137,765
Österreich	1.685,4	1.694,2	1.700,9	1.652,9	1.726,5	1.739,3	1.744,8	1.721,9	1.565,0	1.633,2	1.662,2	1.675,6	1.683,5
	122,483	123,124	123,608	120,122	125,466	126,396	126,803	125,132	113,733	118,691	120,794	121,774	122,344
Portugal	29.366	29.764	30.089	29.242	30.944	31.250	31.250	33.121	32.647	28.770	29.162	30.065	30.473
	146,478	148,461	150,082	145,856	154,345	155,874	155,874	165,206	162,844	143,503	145,458	149,962	151,995

MN / T	Blé dur			Hartweizen			Durum wheat			Trigo duro			
	€ / T												
	Frumento duro			Harde tarwe			Trigo duro						
	janv-00	févr-00	mars-00	avr-00	mai-00	juin-00	juil-00	août-00	sept-00	oct-00	nov-00	déc-00	2000
Eilas	49.140	49.966	50.715	51.233	51.516	41.628	43.690	44.529	45.007	46.371	48.103	48.600	47.542
	148,295	149,977	151,807	152,804	152,984	123,682	129,674	131,999	132,972	136,572	141,361	142,633	141,230
España	26.786	27.014	26.429	24.991	24.880	22.425	20.523	20.881	21.911	23.489	23.657	23.588	23.881
	160,985	162,358	158,844	150,196	149,531	134,780	123,343	125,495	131,691	141,169	142,183	141,769	143,529
France	997,96	1.020,39	941,65	907,90	992,90	959,66	915,40	883,10	899,14	971,31	956,24	931,22	948,07
	152,138	155,558	143,554	138,409	151,367	146,299	139,552	134,628	137,073	148,076	145,778	141,963	144,533
Italia	314.426	314.000	312.976	305.861	314.685	291.364	282.560	283.829	294.266	298.156	302.241	307.726	301.841
	162,388	162,168	161,639	157,963	162,521	150,477	145,930	146,586	151,976	153,985	156,095	158,927	155,888
Österreich	1.975,0	1.975,0	1.975,0	1.909,2	1.975,0	1.975,0	1.975,0	2.028,7	2.040,0	2.075,0	2.075,0	2.075,0	2.004,4
	143,529	143,529	143,529	138,745	143,529	143,529	143,529	147,432	148,253	150,796	150,796	150,796	145,666
Portugal	27.000	27.000	27.000	26.100	27.000	27.000	24.516	24.500	24.267	-	-	-	26.043
	134,675	134,675	134,675	130,186	134,675	134,675	122,285	122,205	121,041	-	-	-	129,899

MN / T	Maïs fourrager				Futtermales		Feed maïs				Maiz forrajero			
€ / T	Maïs da foraggio				Voedermals haver		Milho forrageiro							
	1-oct	8-oct	15-oct	22-oct	28-oct	5-nov	12-nov	19-nov	26-nov	3-déc	10-déc	17-déc	24-déc	
Ellas	43.333 127,664	43.333 127,694	45.000 132,548	45.000 132,489	46.167 135,781	47.667 140,135	47.667 140,098	47.667 140,024	49.333 144,854	49.333 144,782	49.333 144,778	49.333 144,778	49.333 144,778	
España	25.814 155,145	24.968 150,061	24.248 145,733	23.993 144,201	23.907 143,684	23.596 141,815	23.521 141,364	23.610 141,899	23.618 141,947	23.903 143,660	23.907 143,684	23.907 143,684	23.901 143,648	
France	783,84 119,496	778,53 118,686	782,50 119,291	789,16 120,307	788,96 120,276	788,96 120,276	799,06 121,816	822,57 125,400	849,15 129,452	833,57 127,077	839,47 127,976	839,47 127,976	840,88 128,191	
Italia	247.091 127,612	247.727 127,940	253.545 130,945	254.545 131,462	250.944 129,602	253.273 130,805	254.500 131,438	259.955 134,256	263.864 136,274	264.900 136,809	262.600 135,622	262.600 135,622	262.600 135,622	
Österreich	1.625,0 118,093	1.625,0 118,093	1.625,0 118,093	1.640,0 119,183	1.675,0 121,727	1.657,5 120,455	1.657,5 120,455	1.667,5 121,182	1.657,5 120,455	1.670,0 121,364	1.670,0 121,364	1.670,0 121,364	1.695,0 123,180	
Portugal	28.625 142,781	28.675 143,030	28.800 143,654	28.875 144,028	29.013 144,716	28.875 144,028	29.167 145,484	29.167 145,484	29.667 147,978	29.667 147,978	30.167 150,472	30.167 150,472	30.333 151,300	

MN / T	Blé dur				Hartweizen		Durum wheat		Trigo duro					
€ / T	Frumento duro				Harde tarwe		Trigo duro							
	1-oct	8-oct	15-oct	22-oct	28-oct	5-nov	12-nov	19-nov	26-nov	3-déc	10-déc	17-déc	24-déc	
Ellas	45.600 134,343	45.600 134,375	46.900 138,144	46.900 138,083	47.500 139,702	48.100 141,408	48.100 141,371	48.100 141,296	48.600 142,702	48.600 142,631	48.600 142,627	48.600 142,627	48.600 142,627	
España	22.953 137,950	23.195 139,405	23.715 142,530	23.903 143,660	23.928 143,810	23.648 142,127	23.648 142,127	23.573 141,677	23.585 141,749	23.585 141,749	23.585 141,749	23.585 141,749	23.598 141,827	
France	956,35 145,795	966,35 147,319	966,35 147,319	996,24 151,876	971,24 148,065	978,74 149,208	953,74 145,397	939,57 143,237	939,57 143,237	939,57 143,237	927,80 141,442	927,80 141,442	927,80 141,442	
Italia	298.938 154,389	298.938 154,389	298.313 154,066	297.188 153,485	296.400 153,078	299.250 154,550	302.625 156,293	304.875 157,455	306.875 158,488	307.500 158,810	307.875 159,004	307.875 159,004	307.875 159,004	
Österreich	2.075,0 150,796	2.075,0 150,796	2.075,0 150,796	2.075,0 150,796	2.075,0 150,796	2.075,0 150,796	2.075,0 150,796	2.075,0 150,796	2.075,0 150,796	2.075,0 150,796	2.075,0 150,796	2.075,0 150,796	2.075,0 150,796	
Portugal	-	-	-	-	-	-	-	-	-	-	-	-	-	



Ris

Reis

Rice

Riz

Riso

Rijst

MN / T	Riz												2000
	Riso												
€ / T	Ris			Rels			Rijst			Arroz			
	janv-00	févr-00	mars-00	avr-00	mai-00	juin-00	juli-00	août-00	sept-00	oct-00	nov-00	déc-00	
Ελλάδα													
ΜΙΚΡΟΣΠΕΡΜΟΥ	-	-	-	-	-	-	-	-	-	-	-	-	-
ΜΕΣΟΣΠΕΡΜΟΥ	95.625 289,109	96.000 289,532	-	80.000 238,649	80.750 239,961	81.000 240,564	81.000 240,543	-	88.500 261,527	87.500 257,782	86.500 254,317	86.500 253,879	86.338 256,586
ΜΑΚΡΟΣΠΕΡΜΟΥ	84.938 256,795	82.500 247,846	82.500 247,078	87.500 261,022	89.125 264,847	91.000 270,264	91.000 270,239	-	90.000 265,960	89.000 262,201	88.000 258,727	88.000 258,281	87.597 260,296
Paddy Indica	84.563 255,663	82.000 246,344	82.000 245,580	87.500 261,022	89.563 266,146	91.750 272,491	91.750 272,467	-	85.000 251,184	84.500 248,944	82.400 242,264	82.000 240,671	85.730 254,798
España													
Cascara	48.344 290,554	49.715 298,793	49.557 297,842	50.365 302,700	49.620 298,222	49.620 298,222	-	-	49.730 298,883	49.730 298,883	45.897 275,845	47.537 285,704	49.011 294,565
Bianco extra	77.500 465,784	77.500 465,784	77.500 465,784	77.500 465,784	77.500 465,784	78.500 471,795	78.500 471,795	-	68.743 413,156	77.500 465,784	79.000 474,799	82.500 495,835	77.477 465,644
Milano													
Risone													
Arborio	735.000 379,598	737.500 380,887	749.000 388,826	762.500 393,799	765.000 395,090	785.000 405,419	742.500 383,469	715.000 369,267	690.000 356,355	741.250 382,824	745.000 384,760	727.500 375,722	741.271 382,835
Comune Balilla	515.000 265,975	515.000 265,975	515.000 265,975	515.000 265,975	515.000 265,975	522.000 269,591	552.500 285,343	560.000 289,216	510.000 263,393	527.500 272,431	548.000 283,018	552.500 285,342	528.958 273,184
Ribe Ariete Drago	540.000 278,887	540.000 278,887	540.000 278,887	540.000 278,887	540.000 278,887	550.000 284,051	550.000 284,051	550.000 284,051	515.000 265,976	538.750 278,241	557.000 287,667	575.000 296,963	544.646 281,286
Lavorato													
Arborio	1.495.000 772,103	1.495.000 772,103	1.509.000 779,333	1.532.500 791,470	1.535.000 792,761	1.570.000 810,837	1.522.500 786,306	1.490.000 769,521	1.470.000 759,192	1.480.000 764,357	1.490.000 769,521	1.490.000 769,521	1.506.583 778,085
Originario	1.005.000 519,039	1.005.000 519,039	1.005.000 519,039	1.005.000 519,039	1.005.000 519,039	1.005.000 519,039	1.012.500 522,913	1.015.000 524,204	1.020.000 526,786	1.037.500 535,824	1.045.000 539,697	1.045.000 539,697	1.017.083 525,280
Ribe Ariete Drago	1.165.000 601,672	1.165.000 601,672	1.165.000 601,672	1.165.000 601,672	1.165.000 601,672	1.175.000 606,837	1.175.000 606,837	1.175.000 606,837	1.147.500 592,635	1.147.500 592,634	1.158.000 598,057	1.180.000 609,419	1.165.250 601,801
Rotture di riso	670.000 346,026	672.500 347,317	684.000 353,257	665.000 343,444	662.500 342,153	559.000 288,699	533.750 275,659	531.000 274,238	520.000 268,558	530.000 273,722	575.000 295,414	620.000 320,203	601.896 310,724
Vercelli													
Risone													
Arborio	732.500 378,305	740.000 382,178	743.000 383,727	755.000 388,634	772.500 398,963	791.000 408,517	790.000 408,001	-	690.000 382,178	736.250 380,241	750.000 387,343	750.000 387,343	750.023 389,585
Balilla	512.500 264,684	515.000 265,975	509.000 262,877	512.500 263,393	515.000 265,975	520.000 268,558	537.500 277,596	-	515.000 268,558	527.500 272,431	550.000 284,051	550.000 284,050	524.000 270,741
Ribe Ariete Drago	542.500 280,178	547.500 282,760	538.500 278,112	536.250 276,950	538.750 278,242	542.500 280,178	542.500 280,178	-	515.000 273,722	533.750 275,659	552.000 285,084	565.000 291,798	541.295 280,260
Lavorato													
Arborio	1.420.000 733,369	1.425.000 735,951	1.425.000 735,951	1.510.000 735,951	1.502.500 775,977	1.491.000 770,037	1.487.500 768,229	1.485.000 766,938	-	1.445.000 746,280	1.465.000 756,609	1.465.000 756,609	1.465.545 752,900
Originario	1.000.000 516,457	1.005.000 519,039	1.001.000 516,973	1.000.000 513,875	1.005.000 519,039	1.009.000 521,105	1.032.500 533,242	1.035.000 534,533	-	980.000 506,128	1.000.000 516,457	1.000.000 516,457	1.006.136 519,391
Ribe Ariete Drago	1.125.000 581,014	1.130.000 583,596	1.118.000 577,399	1.100.000 568,103	1.100.000 568,103	1.100.000 568,103	1.100.000 568,103	1.100.000 568,103	-	1.026.667 530,229	1.048.000 541,247	1.415.000 730,787	1.123.879 580,435
Rotture di riso	587.500 303,418	617.500 321,494	647.000 334,147	627.500 329,241	600.000 309,874	557.000 287,667	537.500 277,595	528.333 272,861	505.000 260,811	528.750 273,077	559.000 288,700	585.000 302,127	573.340 296,751

MN / T	Riz		Riso		Rijst		Arroz						
€ / T	Ris		Rels		Rice								
	2-oct	9-oct	16-oct	23-oct	30-oct	6-nov	13-nov	20-nov	27-nov	4-déc	11-déc	18-déc	25-déc
Ελλάδα													
ΜΙΚΡΟΣΠΕΡΜΟΥ	-	-	-	-	-	-	-	-	-	-	-	-	-
ΜΕΣΟΣΠΕΡΜΟΥ	88.500	88.500	86.500	86.500	86.500	86.500	86.500	86.500	86.500	86.500	86.500	86.500	86.500
ΜΑΚΡΟΣΠΕΡΜΟΥ	260,80	260,73	254,84	254,76	254,61	254,39	254,30	254,23	254,07	253,95	253,86	253,85	253,85
Paddy Indica	90.000	90.000	88.000	88.000	88.000	88.000	88.000	88.000	88.000	88.000	88.000	88.000	88.000
	265,22	265,15	259,26	259,18	259,02	258,80	258,71	258,64	258,47	258,35	258,27	258,25	258,25
	85.000	85.000	84.000	84.000	84.000	82.000	82.000	82.000	82.000	82.000	82.000	82.000	82.000
	250,48	250,42	247,47	247,40	247,25	241,15	241,07	241,00	240,85	240,74	240,66	240,65	240,65
España													
Cascara	49.730	49.730	-	-	45.830	45.830	45.830	45.830	46.163	46.163	47.995	47.995	47.995
	298,883	298,883	-	-	275,444	275,444	275,444	275,444	277,447	277,447	288,456	288,456	288,456
Blanco extra	77.500	77.500	-	-	77.500	77.500	77.500	80.000	82.500	82.500	82.500	82.500	82.500
	465,784	465,784	-	-	465,784	465,784	465,784	480,810	495,835	495,835	495,835	495,835	495,835
Milano													
Risone													
Arborio	725.000	740.000	750.000	750.000	750.000	750.000	745.000	745.000	735.000	735.000	725.000	725.000	725.000
	374,431	382,178	387,343	387,343	387,343	387,343	384,760	384,760	379,596	379,596	374,431	374,431	374,431
Comune Balilla	520.000	520.000	530.000	540.000	540.000	540.000	550.000	550.000	560.000	560.000	550.000	550.000	550.000
	268,558	268,558	273,722	278,887	278,887	278,887	284,051	284,051	289,216	289,216	284,051	284,051	284,051
Ribe Ariete Drago	530.000	535.000	545.000	545.000	545.000	545.000	555.000	565.000	575.000	575.000	575.000	575.000	575.000
	273,722	276,304	281,469	281,469	281,469	281,469	286,634	291,798	296,963	296,963	296,963	296,963	296,963
Lavorato													
Arborio	515.000	515.000	515.000	515.000	515.000	515.000	525.000	525.000	535.000	535.000	545.000	545.000	545.000
	265,975	265,975	265,975	265,975	265,975	265,975	271,140	271,140	276,304	276,304	281,469	281,469	281,469
Originario	1.450.000	1.490.000	1.490.000	1.490.000	1.490.000	1.490.000	1.490.000	1.490.000	1.490.000	1.490.000	1.490.000	1.490.000	1.490.000
	748,863	769,521	769,521	769,521	769,521	769,521	769,521	769,521	769,521	769,521	769,521	769,521	769,521
Ribe Ariete Drago	1.140.000	1.150.000	1.150.000	1.150.000	1.150.000	1.150.000	1.150.000	1.160.000	1.180.000	1.180.000	1.180.000	1.180.000	1.180.000
	588,761	593,925	593,925	593,925	593,925	593,925	593,925	599,090	609,419	609,419	609,419	609,419	609,419
Rotture di riso	520.000	530.000	530.000	540.000	555.000	555.000	575.000	590.000	600.000	600.000	620.000	630.000	630.000
	268,558	273,722	273,722	278,887	278,887	286,634	296,963	304,710	309,874	309,874	320,203	325,368	325,368
Vercelli													
Risone													
Arborio	710.000	740.000	745.000	750.000	750.000	750.000	750.000	750.000	750.000	750.000	750.000	750.000	750.000
	366,684	382,178	384,760	387,343	387,343	387,343	387,343	387,343	387,343	387,343	387,343	387,343	387,343
Balilla	515.000	520.000	525.000	550.000	550.000	550.000	550.000	550.000	550.000	550.000	550.000	550.000	550.000
	265,975	268,558	271,140	284,051	284,051	284,051	284,051	284,051	284,051	284,051	284,051	284,051	284,051
Ribe Ariete Drago	525.000	530.000	535.000	545.000	545.000	545.000	545.000	560.000	565.000	565.000	565.000	565.000	565.000
	271,140	273,722	276,304	281,469	281,469	281,469	281,469	289,216	291,798	291,798	291,798	291,798	291,798
Lavorato													
Arborio	-	1.435.000	1.435.000	1.465.000	1.465.000	1.465.000	1.465.000	1.465.000	1.465.000	1.465.000	1.465.000	1.465.000	1.465.000
	-	741,116	741,116	756,609	756,609	756,609	756,609	756,609	756,609	756,609	756,609	756,609	756,609
Originario	-	970.000	970.000	1.000.000	1.000.000	1.000.000	1.000.000	1.000.000	1.000.000	1.000.000	1.000.000	1.000.000	1.000.000
	-	500,963	500,963	516,457	516,457	516,457	516,457	516,457	516,457	516,457	516,457	516,457	516,457
Ribe Ariete Drago	-	1.020.000	1.020.000	1.040.000	1.040.000	1.040.000	1.040.000	1.060.000	1.060.000	1.415.000	1.415.000	1.415.000	1.415.000
	-	526,786	526,786	537,115	537,115	537,115	537,115	547,444	547,444	730,787	730,787	730,787	730,787
Rotture di riso	515.000	525.000	530.000	545.000	545.000	555.000	555.000	565.000	575.000	585.000	585.000	585.000	585.000
	265,975	271,140	273,722	281,469	281,469	286,634	286,634	291,798	296,963	302,127	302,127	302,127	302,127



Olivenolie

Olivenöl

Olive oil

Huile d'olive

Olio d'oliva

Olijfolie

MN / 100 Kg € / 100 Kg	Hulle d'olive Olijfolie												Olivenöl Aceite d'oliva	Oljo d'oliva Azeltje	Olive oil Ελαιόλδο
	janv-00	févr-00	mars-00	avr-00	mai-00	juin-00	juil-00	août-00	sept-00	oct-00	nov-00	déc-00	2000		
Ελλάδα															
ΠΑΡΘΕΝΟ ΕΞΤΡΑ 1,00 β	66.083 199,607	66.500 199,678	67.500 202,154	63.375 189,060	59.375 176,449	55.400 164,534	53.500 158,825	55.533 164,653	57.333 169,301	59.917 176,519	60.333 177,385	59.083 173,410	60.328 179,298		
ΠΑΡΘΕΝΟ FINE 1.01-2.00 β	60.792 183,624	61.125 183,539	62.000 185,683	57.875 172,653	53.875 160,105	48.700 144,635	48.125 142,868	49.650 147,209	51.000 150,600	56.000 164,980	54.600 160,531	52.250 153,355	54.666 162,482		
SEMI FINE 2-1-3 3%	56.667 171,163	58.438 175,464	60.375 180,816	56.344 168,085	51.677 153,574	46.300 137,507	46.000 136,560	48.167 142,811	50.000 147,647	50.667 149,268	50.800 149,356	50.667 148,708	52.175 155,080		
ΜΙΕΙΟΝΕΚΤΙΚΟ ΠΑΡΘΕΝΟ ΜΕΧΡΙ 3 β	54.583 164,870	56.917 170,895	57.967 173,608	53.167 158,605	49.833 148,093	44.600 132,458	44.417 131,859	46.233 137,079	48.000 141,741	48.667 143,376	49.267 144,847	49.667 145,773	50.276 149,434		
España															
OLIVA VIRGEN EX. 1%	36.325 218,318	36.097 216,947	34.388 206,678	31.853 191,441	30.432 182,902	27.613 165,954	27.797 167,063	29.434 176,904	29.144 175,158	28.831 173,280	28.248 169,771	28.165 169,272	30.694 184,474		
OLIVA VIRGEN FINO 1,5%	34.800 209,152	34.804 209,177	33.008 198,384	30.548 183,597	29.228 175,661	26.450 158,968	26.997 162,255	28.411 170,756	28.267 169,886	27.888 167,607	27.570 165,699	27.341 164,321	29.609 177,955		
OLIVA VIRGEN FINO 2%	34.963 210,129	34.417 206,848	32.207 193,566	29.455 177,029	28.069 168,697	25.418 152,762	27.122 163,006	28.335 170,300	28.110 168,947	27.928 167,851	27.495 165,248	27.154 163,201	29.223 175,632		
OLIVA REFINADO	38.079 228,861	37.858 227,533	35.702 214,571	32.938 197,958	31.754 190,846	28.175 169,335	29.292 176,046	30.596 183,885	30.327 182,269	30.142 181,155	29.950 180,003	29.179 175,370	31.999 192,319		
ORUJO REFINADO	20.481 123,095	19.844 119,264	19.120 114,913	17.800 106,980	16.400 98,566	14.950 89,851	16.138 96,989	16.950 101,872	16.894 101,534	16.750 100,670	16.930 101,751	16.913 101,647	17.431 104,761		
Italia															
Bari															
Extra vergine 1 %	468.750 242,089	456.250 235,634	446.000 230,340	445.000 229,823	436.250 225,304	416.000 214,846	413.333 213,469	427.500 220,785	435.000 224,659	452.500 233,697	457.500 236,279	430.000 222,076	440.340 227,417		
Vergine 2%	428.750 221,431	415.000 214,330	392.500 202,709	377.500 194,962	363.125 187,538	335.500 173,271	350.000 180,760	365.000 188,507	358.750 185,279	363.750 187,861	353.000 182,309	348.125 179,792	370.917 191,562		
Vergine corrente 3,3 %	410.000 211,748	397.500 205,292	380.000 196,254	-	-	-	-	-	-	-	-	-	395.833 204,431		
raffinato 0,5 %	450.750 232,793	439.000 226,725	413.000 213,297	393.750 203,355	368.750 190,443	339.600 175,389	368.333 190,228	381.500 197,029	366.250 189,152	372.500 192,380	363.600 187,784	357.750 184,762	384.565 198,611		
di sansa raffinato 0,5%	232.500 120,076	225.250 116,332	210.000 108,456	190.000 98,127	180.000 92,962	176.200 91,000	188.333 97,266	190.000 98,127	184.500 95,287	190.250 98,256	186.000 96,061	185.000 95,545	194.836 100,625		
Milan															
oliva extra vergine	480.000 247.899	470.000 242.735	460.000 237.570	441.250 227.887	436.250 225.304	397.000 205.033	390.750 201.806	399.000 206.066	400.500 206.841	400.000 206.583	421.500 217.687	415.000 214.330	425.938 219.978		
oliva rettificato	453.750 234.343	455.000 234.988	437.500 225.950	416.875 215.298	403.750 208.519	359.500 185.666	367.500 189.798	384.500 198.578	388.750 200.773	385.000 198.836	377.000 194.704	373.750 193.026	400.240 206.706		
di sansa rettificato	231.250 119.431	232.500 120.076	225.500 116.461	206.250 106.520	200.000 103.292	180.500 93.220	192.500 99.418	197.500 102.000	195.000 100.709	195.000 100.709	193.500 99.934	197.500 102.000	203.917 105.314		
olio di semi di arachide	191.500 98.902	191.500 98.901	191.500 98.902	194.250 100,322	194.000 100,193	185.300 95,699	174.000 89,864	174.100 89,915	183.000 94,512	188.500 97,353	190.900 98,592	188.000 97,094	187.213 96,687		

MN / 100 Kg €/ 100 Kg	Huile d'olive Olijfolie												
	2-oct	9-oct	16-oct	23-oct	30-oct	6-nov	13-nov	20-nov	27-nov	4-déc	11-déc	18-déc	25-déc
Ελλάδα													
ΠΑΡΘΕΝΟ ΕΞΤΡΑ 1,00 β	59.667 175,83	59.667 175,785	60.167 177,257	60.167 177,203	60.167 177,097	59.500 174,984	63.333 186,189	59.333 174,385	59.333 174,272	59.333 174,191	59.000 173,156	59.000 173,147	59.000 173,147
ΠΑΡΘΕΝΟ FINE 1 01-2.00 β	56.000 165,025	56.000 164,983	56.000 164,982	56.000 164,931	56.000 164,832	55.000 161,75	56.000 164,63	53.000 155,771	53.000 155,67	53.000 155,597	52.000 152,612	52.000 152,605	52.000 152,605
SEMI FINE 2.1-3.3%	50.667 149,308	50.667 149,27	50.667 149,269	50.667 149,223	50.667 149,134	50.667 149,006	51.333 150,911	50.667 148,913	50.667 148,817	50.667 148,747	50.667 148,7	50.667 148,693	50.667 148,693
ΜΙΕΙΟΝΕΚΤΙΚΟ ΠΑΡΘΕΝΟ ΜΕΧΡΙ 3 β	48.667 143,414	48.667 143,378	48.667 143,377	48.667 143,333	48.667 143,247	48.667 143,124	49.667 146,011	49.667 145,974	49.667 145,879	49.667 145,811	49.667 145,765	49.667 145,758	49.667 145,758
España													
OLIVA VIRGEN EX 1%	28.800 173,091	29.000 174,294	28.813 173,167	28.713 172,566	28.213 169,561	28.250 169,786	27.850 167,382	28.063 168,659	28.863 173,467	29.025 174,444	28.333 170,285	27.650 166,18	27.650 166,18
OLIVA VIRGEN FINO 1,5%	28.050 168,584	28.050 168,584	27.813 167,156	27.638 166,105	27.575 165,729	27.525 165,429	27.225 163,626	27.475 165,128	28.050 168,584	28.275 169,936	27.500 165,278	26.950 161,973	26.638 160,098
OLIVA VIRGEN FINO 2%	27.888 167,607	27.888 167,607	28.088 168,809	27.850 167,382	27.600 165,879	27.550 165,579	27.125 163,025	27.375 164,527	27.825 167,232	28.113 168,96	27.417 164,779	26.700 160,47	26.388 158,595
OLIVA REFINADO	29.917 179,803	29.983 180,203	30.317 182,207	30.350 182,407	30.133 181,105	29.833 179,302	29.800 179,102	29.800 179,102	30.183 181,405	30.367 182,507	29.250 175,796	28.633 172,088	28.467 171,09
ORUJO REFINADO	16.550 99,468	16.800 100,97	16.825 101,12	16.825 101,12	16.850 101,271	16.750 100,67	17.025 102,322	17.025 102,322	17.000 102,172	17.000 102,172	16.950 101,872	16.850 101,271	16.850 101,271
Italia													
Bari													
Extra vergine 1 %	447.500 231,114	452.500 233,697	455.000 234,988	455.000 234,988	497.500 256,937	472.500 244,026	457.500 236,279	430.000 222,076	430.000 222,076	430.000 222,076	430.000 222,076	430.000 222,076	430.000 222,076
Vergine 2%	360.000 185,924	365.000 188,507	365.000 188,507	365.000 188,507	360.000 185,924	355.000 183,342	350.000 180,76	350.000 180,76	350.000 180,76	350.000 180,76	347.500 179,469	347.500 179,469	347.500 179,469
Vergine corrente 3,3 %	-	-	-	-	-	-	-	-	-	-	-	-	-
raffinato 0,5 %	370.000 191,089	375.000 193,671	375.000 193,671	370.000 191,089	365.000 188,507	363.000 187,474	360.000 185,924	365.000 188,507	365.000 188,507	360.000 185,924	357.000 184,375	357.000 184,375	357.000 184,375
di sansa raffinato 0,5%	185.000 95,545	193.000 99,676	193.000 99,676	190.000 98,127	190.000 98,127	185.000 95,545	185.000 95,545	185.000 95,545	185.000 95,545	185.000 95,545	185.000 95,545	185.000 95,545	185.000 95,545
Milan													
oliva extra vergine	400.000 206,583	400.000 206,583	400.000 206,583	400.000 206,583	415.000 214,33	415.000 214,33	432.500 223,368	427.500 220,785	417.500 215,621	417.500 215,621	417.500 215,621	412.500 213,038	412.500 213,038
oliva rettificato	385.000 198,836	385.000 198,836	385.000 198,836	385.000 198,836	385.000 198,836	385.000 198,836	375.000 193,671	370.000 191,089	370.000 191,089	375.000 193,671	375.000 193,671	372.500 192,38	372.500 192,38
di sansa rettificato	192.500 99,418	192.500 99,418	197.500 102,000	197.500 102,000	197.500 102,000	197.500 102,000	192.500 99,418	187.500 96,836	192.500 99,418	197.500 102,000	197.500 102,000	197.500 102,000	197.500 102,000
olio di semi di arachide	189.500 97,869	189.500 97,869	187.500 96,836	187.500 96,836	192.500 99,418	192.500 99,418	190.500 98,385	188.500 97,352	190.500 98,385	189.500 97,869	187.500 96,836	187.500 96,836	187.500 96,836

Svinekød

Schweinefleisch

Pork

Viande porcine

Carni suine

Varkenvlees

MN / 100 Kg		Porcs		Schweine		Pigs		Cerdo					
€ / 100 Kg PAB		Suini		Varkens		Porco		0203 21 10					
		janv-00	févr-00	mars-00	avr-00	mai-00	juin-00	juli-00	août-00	sept-00	oct-00	nov-00	2000
Belgique	Belgique	4.297,7 106,538	4.775,8 118,390	5.041,4 124,972	5.309,0 131,607	5.698,9 141,273	5.888,4 145,970	5.789,0 143,505	5.827,7 144,466	5.742,0 142,341	5.990,3 148,496	6.138,8 152,177	6.390,3 158,412
Danmark	Danmark	808,34 108,592	796,52 106,983	870,13 116,837	941,07 126,307	1.022,45 137,117	1.048,60 140,547	1.056,39 141,628	1.038,00 139,182	1.024,67 137,321	1.024,58 137,565	1.089,40 146,116	1.099,03 147,355
Deutschland	Deutschland	214,83 109,840	243,17 124,332	257,34 131,576	263,23 134,586	283,77 145,090	296,83 151,765	298,31 152,525	297,07 151,891	290,71 148,635	298,20 152,465	309,81 158,402	321,60 164,429
Ellas	Ellas	51.802,3 156,4831	49.800,2 149,5049	49.873,3 149,3778	49.542,4 147,813	52.596,1 156,2671	56.026,9 166,4113	57.301,8 170,1111	59.494,5 176,411	59.948,6 177,09	59.515,4 175,33	60.078,6 176,637	72.973,7 214,192
España	España	17.718,4 106,4895	20.608,1 123,8569	22.886,1 137,548	23.749,0 142,734	24.950,3 149,9543	27.079,5 162,7509	27.852,3 167,3958	25.279,7 151,934	23.486,7 141,158	22.056,8 132,564	23.362,9 140,413	25.211,1 151,522
France	France	754,43 115,0115	772,34 117,7432	846,04 128,9778	873,59 133,179	938,62 143,0916	976,45 148,8593	986,00 150,3147	922,67 140,66	925,75 141,13	949,62 144,769	1032,90 157,465	1003,05 152,914
Ireland	Ireland	86,29 109,5717	88,11 111,8773	94,50 119,9947	99,74 126,638	102,77 130,495	108,15 137,3213	108,37 137,6033	104,20 132,305	104,32 132,458	106,00 134,589	110,05 139,736	110,74 140,611
Italia	Italia	295,220 152,468	280,500 144,866	282,964 146,139	268,127 138,476	257,874 133,181	248,476 128,327	285,519 147,458	321,087 165,828	334,896 172,860	343,364 177,333	353,861 182,754	375,407 193,882
Luxembourg	Luxembourg	5622,6 139,380	6024,1 149,335	6309,7 156,413	6366,7 157,826	6996,8 173,446	6890,0 170,799	6671,0 165,369	6574,2 162,970	6380,0 158,156	6480,6 160,651	6760,0 167,576	7003,2 173,606
Nederland	Nederland	211,14 95,812	243,02 110,280	253,44 115,007	265,05 120,276	285,36 129,491	297,24 134,883	290,10 131,643	293,42 133,148	285,43 129,524	304,61 138,224	315,04 142,959	318,13 144,362
Österreich	Österreich	1.544,8 112,268	1.702,3 123,709	1.795,2 130,462	1.803,4 131,056	1.979,6 143,864	2.051,1 149,059	2.097,3 152,416	2.117,0 153,846	2.088,8 151,797	2.084,8 151,506	2.139,9 155,510	2.229,5 162,021
Portugal	Portugal	24.152 120,470	26.591 132,637	28.098 140,152	28.950 144,404	31.039 154,820	34.050 169,841	35.129 175,223	32.155 160,390	29.261 145,954	28.572 142,515	29.650 147,896	32.043 159,831
Suomi	Suomi	740,67 124,572	739,17 124,320	746,81 125,604	763,40 128,395	767,29 129,049	810,83 136,372	814,42 136,976	823,77 138,549	832,17 139,960	844,58 142,048	858,60 144,406	870,87 146,470
Sweden	Sweden	1.074,53 125,051	1.055,52 124,012	1.094,87 130,301	1.116,77 135,136	1.200,52 145,930	1.294,20 155,534	1.320,45 157,168	1.330,40 158,537	1.342,33 159,589	1.336,65 156,809	1.358,20 157,591	1.332,80 153,576
U-K	U-K	76,391 123,430	79,108 128,713	90,981 148,917	94,398 157,915	94,763 158,259	99,378 157,999	102,732 164,888	102,150 168,170	101,538 166,828	101,668 172,228	103,980 173,441	103,870 169,196
C.E	C.E	112,805	121,666	130,719	134,990	142,891	148,958	151,745	148,763	145,620	147,168	153,770	158,253

MN / 100 Kg € / 100 Kg PAB	Porcs			Schweine		Pigs		Cerdo					
	2-oct	9-oct	16-oct	23-oct	30-oct	6-nov	13-nov	20-nov	27-nov	4-déc	11-déc	18-déc	25-déc
Belgique	5 867,0 145,439	5.914,0 146,604	5.975,0 148,116	6.180,0 153,198	6.177,0 153,124	6.112,0 151,513	6.121,0 151,736	6.152,0 152,504	6 146,0 152,355	6 244,0 154,785	6.462,0 160,189	6.476,0 160,536	6 484,0 160,734
Danmark	1.018,00 136,585	1.018,00 136,659	1.018,00 136,744	1.036,00 139,178	1.057,00 141,960	1.079,00 144,758	1.098,00 147,206	1.098,00 147,181	1.118,00 149,914	1.118,00 149,978	1 118,00 149,971	1.076,00 144,218	1.076,00 144,157
Deutschland	289,69 148,120	294,21 150,430	300,36 153,570	306,82 156,870	309,75 158,370	309,55 158,270	309,73 158,360	309,90 158,450	310,32 158,660	315,70 161,410	323,63 165,470	326,47 166,920	325,44 166,390
Ellas	59 985,7 176,77	59.892,9 176,452	59.335,7 174,809	58.964,3 173,662	58.778,6 173,011	58.778,6 172,862	59.335,7 174,437	60 450,0 177,667	64 628,6 189,825	71 035,7 208,547	74.564,3 218,837	73 171,4 214,736	76.700,0 225,092
España	22.101,0 132,83	21.828,0 131,189	21.833,0 131,219	22.293,0 133,984	22.352,0 134,338	22.760,0 136,79	23.415,0 140,727	24 139,0 145,078	24.232,0 145,637	24 267,0 145,848	25 267,0 151,858	25.848,0 155,35	25.882,0 155,554
France	939,60 143,241	932,00 142,083	952,80 145,253	966,80 147,388	975,80 148,76	1.006,60 153,455	1.048,00 159,767	1.078,20 164,371	1.044,60 159,248	1.012,00 154,278	1.004,80 153,181	997,00 151,992	980,60 149,492
Irland	104,50 132,688	104,83 133,111	106,16 134,8	108,13 137,293	108,00 137,128	110,38 140,154	110,41 140,192	110,41 140,192	110,79 140,67	110,82 140,712	110,88 140,789	110,58 140,403	110,66 140,514
Italia	339.414 175,293	340.671 175,942	345.829 178,606	346.929 179,174	344.271 177,801	344.271 177,801	349.114 180,303	363.786 187,880	373 571 192,934	375 214 193,782	375 729 194,048	375.729 194,048	375.743 194,055
Luxembourg	6.400,0 158,652	6.400,0 158,652	6.500,0 161,131	6.600,0 163,61	6.700,0 166,089	6.800,0 168,568	6.800,0 168,568	6.700,0 166,089	6 800,0 168,568	6 800,0 168,568	6.900,0 171,047	7.200,0 178,483	7.200,0 178,483
Nederland	290,48 131,814	297,38 134,945	312,58 141,843	317,18 143,930	315,98 143,386	311,18 141,207	313,68 142,342	319,68 145,065	314,88 142,886	314,98 142,932	320,28 145,337	317,38 144,021	321,28 145,791
Österreich	2.014,0 146,363	2.046,0 148,689	2.102,0 152,758	2.160,0 156,973	2 180,0 158,427	2.166,0 157,409	2.124,0 154,357	2 118,0 153,921	2 110,0 153,340	2.148,0 156,101	2.236,0 162,497	2.293,0 166,639	2.292,0 166,566
Portugal	28.425,0 141,783	28.300,0 141,160	28.300,0 141,160	29.125,0 145,275	29.125,0 145,275	29.187,5 145,587	29.350,0 146,397	30 375,0 151,510	30.375,0 151,510	30 375,0 151,510	31 562,5 157,433	32.975,0 164,479	33.975,0 169,467
Suomi	839,00 141,110	845,00 142,119	848,00 142,623	846,00 142,287	849,00 142,792	860,00 144,642	859,00 144,473	860,00 144,642	865,00 145,483	873,00 146,828	879,00 147,837	879,00 147,837	855,00 143,801
Sweden	1.335,00 156,317	1.335,00 155,939	1.337,00 156,847	1.335,00 157,397	1.350,00 158,759	1.358,00 158,294	1.362,00 157,577	1 357,00 156,446	1 364,00 156,926	1.357,00 157,455	1.364,00 159,225	1.301,00 149,372	1.296,00 146,815
U-K	100,490 167,396	100,620 169,162	102,240 174,458	102,940 177,710	103,380 175,140	103,990 172,663	103,760 172,453	104,140 174,110	104,850 173,240	104,890 171,018	104,540 172,236	103,020 167,431	102,610 164,364
C.E	144,552	145,203	147,729	150,399	150,980	151,841	153,835	156,260	156,163	156,456	159,315	159,217	158,921

MN / Kg PAB € / Kg PAB	Jambons Prosciutti			Schinken Hammen		Ham Pernas		Jamon 0203 12 11					
	janv-00	févr-00	mars-00	avr-00	mai-00	juin-00	juil-00	août-00	sept-00	oct-00	nov-00	déc-00	2000
Belgique	62,49 1,549	68,45 1,697	72,85 1,806	77,97 1,933	83,96 2,081	87,51 2,169	87,56 2,171	83,96 2,081	80,72 2,001	82,58 2,047	83,41 2,068	84,92 2,105	79,70 1,976
Danmark	14,30 1,922	13,77 1,849	14,42 1,936	15,06 2,021	15,43 2,069	15,50 2,077	15,49 2,076	15,10 2,025	15,10 2,024	15,22 2,043	15,75 2,113	15,80 2,118	15,08 2,023
Deutschland	- -	- -	- -	- -	- -	- -	- -	- -	- -	- -	- -	- -	- -
France	11,01 1,679	11,00 1,677	11,42 1,741	13,60 2,073	14,78 2,253	15,16 2,311	14,93 2,276	13,84 2,110	13,25 2,020	13,21 2,014	14,41 2,198	14,09 2,148	13,39 2,042
Italia	7,247 3,742	7,457 3,851	7,331 3,786	7,002 3,616	6,850 3,538	6,828 3,527	7,221 3,729	7,585 3,917	7,670 3,961	7,776 4,016	7,850 4,054	8,000 4,132	7,401 3,822
Nederland	3,34 1,516	3,67 1,666	3,94 1,786	4,13 1,872	4,37 1,983	4,41 2,002	4,33 1,967	4,20 1,906	4,17 1,894	4,35 1,974	4,42 2,005	4,54 2,06	4,16 1,886
U-K	1,310 2,111	1,252 2,037	1,380 2,262	1,447 2,420	1,442 2,408	1,519 2,415	1,554 2,494	1,575 2,593	1,583 2,601	1,605 2,719	1,713 2,856	1,799 2,927	1,515 2,487
C.E	2,087	2,171	2,261	2,323	2,389	2,417	2,452	2,439	2,417	2,469	2,549	2,582	2,380

MN / Kg PAB € / Kg PAB	Epaules Spalle			Schulter Schouders		Shoulders Pas		Paletilla 0203 12 19					
	janv-00	févr-00	mars-00	avr-00	mai-00	juin-00	juil-00	août-00	sept-00	oct-00	nov-00	déc-00	2000
Belgique	46,2 1,146	49,6 1,228	49,3 1,221	49,5 1,228	52,2 1,295	54,8 1,358	54,8 1,360	56,5 1,401	61,7 1,530	64,4 1,596	66,0 1,637	66,0 1,637	55,9 1,386
Danmark	10,60 1,424	10,60 1,424	9,87 1,325	9,63 1,292	10,60 1,421	10,80 1,447	10,80 1,448	10,80 1,448	10,80 1,447	10,94 1,468	11,50 1,543	11,50 1,542	10,70 1,436
Deutschland	- -	- -	- -	- -	- -	- -	- -	- -	- -	- -	- -	- -	- -
France	8,45 1,289	8,40 1,281	8,25 1,259	7,41 1,129	7,42 1,131	7,63 1,164	7,95 1,211	8,13 1,239	8,80 1,341	9,92 1,512	11,01 1,678	10,31 1,571	8,64 1,317
Italia	2,893 1,494	2,547 1,316	2,506 1,294	2,417 1,248	2,409 1,244	2,368 1,223	2,657 1,372	3,130 1,617	3,609 1,864	4,154 2,145	4,462 2,304	4,857 2,509	3,167 1,636
Nederland	2,10 0,952	2,47 1,121	2,44 1,108	2,31 1,048	2,54 1,153	2,67 1,212	2,65 1,202	2,85 1,294	2,93 1,328	3,21 1,459	3,28 1,486	3,32 1,508	2,73 1,239
U-K	0,700 1,138	0,702 1,143	0,710 1,169	0,695 1,162	0,725 1,211	0,740 1,177	0,728 1,168	0,754 1,241	0,781 1,284	0,736 1,247	0,818 1,364	0,865 1,408	0,746 1,226
C.E	1,241	1,237	1,496	1,184	1,243	1,264	1,293	1,373	1,466	1,571	1,669	1,696	1,394

MN / Kg PAB €/ Kg PAB	Jambons Prosciutti			Schinken Hammen		Ham Pernas		Jamon 0203 12 11					
	2-oct	9-oct	18-oct	23-oct	30-oct	6-nov	13-nov	20-nov	27-nov	4-déc	11-déc	18-déc	25-déc
Belgique	82,00 2,033	82,17 2,037	83,00 2,058	83,17 2,062	83,17 2,062	83,17 2,062	83,17 2,062	83,83 2,078	83,83 2,078	84,83 2,103	85,67 2,124	84,83 2,103	84,83 2,103
Danmark	15,10 2,026	15,10 2,027	15,10 2,028	15,50 2,082	15,50 2,082	15,80 2,120	15,80 2,118	15,80 2,118	15,80 2,119	15,80 2,120	15,80 2,119	15,80 2,117	15,80 2,117
Deutschland	- -	- -	- -	- -	- -	- -	- -	- -	- -	- -	- -	- -	- -
France	13,20 2,012	13,20 2,012	13,20 2,012	13,20 2,012	13,40 2,043	13,80 2,104	14,50 2,211	15,50 2,363	14,70 2,241	14,20 2,165	14,20 2,165	14,00 2,134	13,70 2,089
Italia	7,750 4,003	7,750 4,003	7,800 4,028	7,800 4,028	7,800 4,028	7,800 4,028	7,800 4,028	7,900 4,080	8,000 4,132	8,000 4,132	8,000 4,132	8,000 4,132	8,000 4,132
Nederland	4,30 1,951	4,30 1,951	4,35 1,974	4,45 2,019	4,40 1,997	4,40 1,997	4,40 1,997	4,45 2,019	4,45 2,019	4,50 2,042	4,60 2,087	4,55 2,065	4,55 2,065
U-K	1,565 2,607	1,565 2,631	1,631 2,783	1,631 2,816	1,675 2,838	1,675 2,781	1,720 2,859	1,740 2,909	1,764 2,915	1,786 2,912	1,808 2,978	1,808 2,928	1,808 2,896
C.E	2,439	2,444	2,481	2,503	2,508	2,515	2,546	2,595	2,584	2,579	2,601	2,580	2,567

MN / Kg PAB €/ Kg PAB	Epaules Spalle			Schuiter Schouders		Shoulders Pas		Paletilla 0203 12 19					
	2-oct	9-oct	18-oct	23-oct	30-oct	6-nov	13-nov	20-nov	27-nov	4-déc	11-déc	18-déc	25-déc
Belgique	63,33 1,570	62,50 1,549	65,00 1,611	66,33 1,644	66,33 1,644	66,33 1,644	65,83 1,632	65,83 1,632	65,83 1,632	65,83 1,632	67,00 1,661	65,67 1,628	65,67 1,628
Danmark	10,80 1,449	10,80 1,450	10,80 1,451	11,20 1,505	11,50 1,544	11,50 1,543	11,50 1,542	11,50 1,542	11,50 1,542	11,50 1,543	11,50 1,543	11,50 1,541	11,50 1,541
Deutschland	- -	- -	- -	- -	- -	- -	- -	- -	- -	- -	- -	- -	- -
France	9,50 1,448	9,50 1,448	10,00 1,524	10,50 1,601	10,70 1,631	11,00 1,677	11,20 1,707	11,40 1,738	10,40 1,585	10,40 1,585	10,40 1,585	10,20 1,555	10,20 1,555
Italia	4,125 2,130	4,125 2,130	4,175 2,156	4,175 2,156	4,175 2,156	4,175 2,156	4,475 2,311	4,675 2,414	4,925 2,544	4,925 2,544	4,925 2,544	4,775 2,466	4,775 2,466
Nederland	3,10 1,407	3,15 1,429	3,25 1,475	3,35 1,520	3,30 1,497	3,30 1,497	3,30 1,497	3,25 1,475	3,20 1,452	3,30 1,497	3,45 1,566	3,30 1,497	3,30 1,497
U-K	0,595 0,991	0,772 1,298	0,750 1,280	0,794 1,371	0,816 1,382	0,816 1,355	0,794 1,320	0,820 1,371	0,860 1,421	0,882 1,438	0,860 1,416	0,860 1,393	0,860 1,378
C.E	1,499	1,551	1,583	1,633	1,642	1,645	1,668	1,695	1,696	1,707	1,719	1,680	1,678

MN / Kg PAB € / Kg PAB	Longes Lombate			Kotelettsränge Karbonaden		Loins Lombos		Chuleteros 0203 19 13					2000
	janv-00	févr-00	mars-00	avr-00	mai-00	juin-00	juil-00	août-00	sept-00	oct-00	nov-00	déc-00	
Belgique	80,0 1,984	84,6 2,098	88,3 2,188	93,4 2,316	100,9 2,501	103,6 2,568	98,5 2,441	98,5 2,441	95,3 2,363	95,2 2,36	95,4 2,364	103,3 2,561	94,8 2,349
Danmark	28,23 3,792	28,00 3,761	26,66 3,580	26,00 3,490	27,16 3,642	27,50 3,686	27,50 3,687	27,37 3,670	26,50 3,552	26,50 3,558	26,50 3,554	26,50 3,553	27,04 3,627
Deutschland	-	-	-	-	-	-	-	-	-	-	-	-	-
France	15,59 2,377	15,60 2,378	15,78 2,405	16,89 2,574	18,55 2,828	19,07 2,908	19,10 2,912	18,32 2,792	18,76 2,860	18,26 2,784	19,17 2,923	18,80 2,866	17,82 2,717
Italia	6 339 3,274	6 269 3,238	6 316 3,262	6 580 3,398	6 934 3,581	6 378 3,294	7 034 3,633	7 752 4,003	6 877 3,552	7 374 3,808	7 560 3,905	8 739 4,513	7 013 3,622
Nederland	3,18 1,443	3,27 1,486	3,46 1,569	3,60 1,634	3,75 1,700	3,73 1,691	3,85 1,748	4,31 1,956	4,47 2,027	4,62 2,095	4,75 2,155	4,75 2,155	3,98 1,805
U-K	1,300 2,094	1,099 1,788	1,170 1,914	1,201 2,008	1,280 2,137	1,410 2,241	1,430 2,295	1,455 2,395	1,430 2,350	1,218 2,067	1,320 2,203	1,369 2,228	1,307 2,143
C.E	2,494	2,458	2,486	2,570	2,732	2,731	2,786	2,876	2,784	2,779	2,851	2,979	2,711

MN / Kg PAB € / Kg PAB	Poitrines Pancette			Bûches Bulken		Bellies Pelitos		Panceta 0203 19 15					2000
	janv-00	févr-00	mars-00	avr-00	mai-00	juin-00	juil-00	août-00	sept-00	oct-00	nov-00	déc-00	
Belgique	45,4 1,126	46,8 1,159	48,9 1,211	50,6 1,255	55,6 1,378	59,2 1,468	58,9 1,459	63,0 1,561	65,1 1,615	66,8 1,656	68,4 1,695	66,4 1,647	57,9 1,436
Danmark	13,97 1,877	14,03 1,884	14,52 1,949	15,96 2,142	17,36 2,329	17,50 2,346	17,50 2,346	17,26 2,314	17,20 2,305	17,25 2,315	17,93 2,404	18,10 2,427	16,55 2,220
Deutschland	-	-	-	-	-	-	-	-	-	-	-	-	-
France	10,49 1,599	10,50 1,601	10,34 1,576	9,69 1,477	10,54 1,606	11,18 1,704	11,65 1,775	11,83 1,803	12,27 1,870	12,52 1,908	13,18 2,009	13,20 2,012	11,45 1,745
Italia	3 201 1,653	3 080 1,591	3 178 1,642	3 082 1,591	3 009 1,554	2 928 1,512	3 140 1,621	3 807 1,966	4 081 2,108	3 279 1,694	3 427 1,770	3 752 1,938	3 330 1,720
Nederland	6,37 2,890	6,53 2,963	6,72 3,048	6,99 3,172	7,50 3,401	7,74 3,512	7,85 3,563	7,98 3,620	7,78 3,531	7,73 3,507	7,80 3,539	8,01 3,637	7,42 3,365
U-K	1,960 3,164	1,995 3,247	2,080 3,410	2,088 3,493	2,098 3,503	2,085 3,315	2,126 3,411	2,170 3,573	2,206 3,625	2,217 3,755	2,231 3,722	2,241 3,647	2,125 3,489
C.E	2,052	2,074	2,139	2,188	2,295	2,309	2,363	2,473	2,509	2,472	2,523	2,551	2,329

MN / Kg PAB € / Kg PAB	Lard Lardo			Schweinespeck Spék		Pig fat Toucinho		Tocino 0209 00 11					2000
	janv-00	févr-00	mars-00	avr-00	mai-00	juin-00	juil-00	août-00	sept-00	oct-00	nov-00	déc-00	
Belgique	8,31 0,206	10,56 0,262	10,64 0,264	10,67 0,264	10,67 0,264	10,67 0,264	10,67 0,264	11,55 0,286	14,89 0,369	25,27 0,626	32,47 0,805	25,99 0,644	15,2 0,376
Danmark	4,50 0,604	4,50 0,604	4,50 0,604	4,50 0,604	4,50 0,603	4,50 0,603	4,50 0,603	4,53 0,606	5,15 0,690	6,40 0,859	10,50 1,408	10,50 1,408	5,72 0,766
Deutschland	-	-	-	-	-	-	-	-	-	-	-	-	-
France	3,00 0,457	3,00 0,457	2,97 0,452	2,80 0,427	2,80 0,427	2,80 0,427	2,80 0,427	2,80 0,427	3,13 0,478	4,14 0,630	5,36 0,817	4,78 0,729	3,37 0,513
Italia	1 151 0,595	1 077 0,556	1 049 0,542	1 024 0,529	1 002 0,517	980 0,506	984 0,498	1 056 0,545	1 143 0,59	1 169 0,603	1 330 0,687	1 444 0,746	1 116 0,576
Nederland	-	-	-	-	-	-	-	-	-	-	-	-	-
C.E	0,466	0,470	0,569	0,456	0,453	0,450	0,448	0,466	0,532	0,680	0,929	0,882	0,567

MN / Kg PAB € / Kg PAB	Longes Lombate		Kotelettsränge Karbonaden			Loins Lombos		Chuleteros 0203 19 13					
	2-oct	9-oct	16-oct	23-oct	30-oct	6-nov	13-nov	20-nov	27-nov	4-déc	11-déc	18-déc	25-déc
Belgique	94,67 2,347	94,67 2,347	95,50 2,367	96,00 2,380	95,50 2,367	95,50 2,367	95,50 2,367	95,00 2,355	95,50 2,367	97,67 2,421	103,00 2,553	108,00 2,677	108,00 2,677
Danmark	26,50 3,555	26,50 3,557	26,50 3,560	26,50 3,560	26,50 3,559	26,50 3,555	26,50 3,553	26,50 3,552	26,50 3,553	26,50 3,555	26,50 3,555	26,50 3,551	26,50 3,550
Deutschland	-	-	-	-	-	-	-	-	-	-	-	-	-
France	18,35 2,797	18,15 2,767	18,15 2,767	18,25 2,782	18,45 2,813	19,00 2,897	19,45 2,965	19,60 2,988	19,15 2,919	18,80 2,866	18,65 2,843	18,75 2,858	18,85 2,874
Italia	7 200 3,718	7 200 3,718	7 500 3,873	7 500 3,873	7 700 3,977	7 700 3,977	7 400 3,822	7 400 3,822	7 700 3,977	8 400 4,338	8 400 4,338	9 300 4,803	9 300 4,803
Nederland	4,50 2,042	4,55 2,065	4,65 2,110	4,75 2,155	4,75 2,155	4,75 2,155	4,75 2,155	4,75 2,155	4,75 2,155	4,75 2,155	4,75 2,155	4,75 2,155	4,75 2,155
U-K	0,617 1,028	1,389 2,335	1,389 2,370	1,389 2,398	1,411 2,390	0,992 1,647	1,455 2,418	1,410 2,357	1,389 2,295	1,367 2,229	1,367 2,251	1,367 2,214	1,367 2,190
C.E	2,581	2,798	2,841	2,858	2,877	2,766	2,880	2,872	2,878	2,927	2,949	3,043	3,042

MN / Kg PAB € / Kg PAB	Poitrines Pancette		Bäuche Buiken		Bellies Peitos		Panceta 0203 19 15						
	2-oct	9-oct	16-oct	23-oct	30-oct	6-nov	13-nov	20-nov	27-nov	4-déc	11-déc	18-déc	25-déc
Belgique	66,50 1,648	66,50 1,648	66,67 1,653	67,17 1,665	68,50 1,698	68,50 1,698	68,83 1,706	68,17 1,690	67,67 1,677	67,33 1,669	66,83 1,657	65,67 1,628	65,33 1,620
Danmark	17,20 2,308	17,20 2,309	17,20 2,310	17,20 2,311	17,90 2,404	17,90 2,401	17,90 2,400	17,90 2,399	18,10 2,427	18,10 2,428	18,10 2,428	18,10 2,426	18,10 2,425
Deutschland	-	-	-	-	-	-	-	-	-	-	-	-	-
France	12,40 1,890	12,40 1,890	12,60 1,921	12,60 1,921	12,80 1,951	13,00 1,982	13,30 2,028	13,50 2,058	13,20 2,012	13,20 2,012	13,20 2,012	13,20 2,012	13,20 2,012
Italia	3,375 1,743	3,275 1,691	3,225 1,666	3,225 1,666	3,225 1,666	3,225 1,666	3,425 1,769	3,575 1,846	3,775 1,950	3,775 1,950	3,775 1,950	3,725 1,924	3,725 1,924
Nederland	7,70 3,494	7,70 3,494	7,70 3,494	7,80 3,539	7,80 3,539	7,80 3,539	7,80 3,539	7,80 3,539	7,80 3,539	7,75 3,517	8,00 3,630	8,20 3,721	8,20 3,721
U-K	2,227 3,710	2,227 3,744	2,249 3,838	2,161 3,731	2,227 3,773	2,227 3,698	2,227 3,701	2,220 3,712	2,271 3,752	2,271 3,703	2,227 3,668	2,227 3,606	2,227 3,567
C.E	2,466	2,463	2,480	2,472	2,505	2,497	2,524	2,541	2,560	2,547	2,558	2,553	2,545

MN / Kg PAB € / Kg PAB	Lard Lardo		Schweinespeck Spek		Pig fat Toucinho		Tocino 0209 00 11						
	2-oct	9-oct	16-oct	23-oct	30-oct	6-nov	13-nov	20-nov	27-nov	4-déc	11-déc	18-déc	25-déc
Belgique	20,17 0,500	24,33 0,603	25,50 0,632	30,17 0,748	33,50 0,830	33,50 0,830	33,50 0,830	31,67 0,785	29,00 0,719	26,50 0,657	26,50 0,657	24,83 0,616	24,83 0,616
Danmark	5,20 0,698	5,20 0,698	5,20 0,698	9,00 1,209	10,50 1,410	10,50 1,409	10,50 1,408	10,50 1,407	10,50 1,408	10,50 1,409	10,50 1,408	10,50 1,407	10,50 1,407
Deutschland	-	-	-	-	-	-	-	-	-	-	-	-	-
France	3,50 0,534	3,60 0,549	4,10 0,625	5,10 0,777	5,40 0,823	5,40 0,823	5,40 0,823	5,40 0,823	5,10 0,777	5,10 0,777	4,70 0,717	4,60 0,701	4,60 0,701
Italia	1 145 0,591	1,145 0,591	1,180 0,609	1,180 0,609	1,275 0,658	1,295 0,669	1,315 0,679	1 375 0,710	1 410 0,728	1 430 0,739	1 430 0,739	1,465 0,757	1 465 0,757
Nederland	-	-	-	-	-	-	-	-	-	-	-	-	-
C.E	0,581	0,610	0,641	0,836	0,930	0,933	0,935	0,931	0,908	0,896	0,880	0,870	0,870

MN /20 Kg PAB € / 20 Kg PAB	Porcelets Suinetti			Ferkel Biggen	Piglets		Lechones 0103-91						
	janv-00	févr-00	mars-00	avr-00	mai-00	juin-00	jul-00	août-00	sept-00	oct-00	nov-00	déc-00	2000
Belgique	859,7 21,311	1.215,5 30,132	1.480,7 36,704	1.541,7 38,217	1.591,9 39,463	1.618,3 40,117	1.482,3 36,744	1.319,4 32,706	1.175,0 29,127	1.291,9 32,026	1.400,0 34,705	1.512,9 37,504	1.374,1 34,063
Danmark	279,35 37,528	281,59 37,821	308,55 41,431	333,83 44,806	367,13 49,233	371,47 49,789	372,45 49,934	365,10 48,955	350,90 47,026	357,26 47,967	384,60 51,584	386,71 51,847	346,58 46,493
Deutschland	69,65 35,609	86,59 44,271	95,71 48,935	99,00 50,618	100,39 51,327	94,80 48,470	85,65 43,790	82,55 42,207	73,37 37,512	73,97 37,819	88,30 45,147	102,71 52,514	87,72 44,852
Espana	5.324,8 32,003	6.289,7 37,802	7.601,7 45,687	7.363,7 44,257	5.997,3 36,044	5.697,5 34,243	5.638,5 33,888	4.919,8 29,568	4.183,7 25,145	4.612,8 27,723	6.132,5 36,857	7.546,8 45,357	5.942,4 35,715
France	205,00 29,026	209,62 31,957	213,90 29,026	218,51 29,026	223,24 29,026	252,06 29,026	265,73 29,026	254,24 29,026	238,16 30,374	232,65 35,468	243,52 37,124	258,81 39,455	234,62 31,463
Ireland	17,400 22,100	18,859 23,946	18,500 23,490	23,514 29,857	23,972 30,438	25,173 31,963	23,599 29,964	24,560 31,184	24,845 31,547	26,312 33,410	25,390 32,239	25,440 32,302	23,130 29,370
Italia	100.763 52,040	106.219 54,858	110.613 57,127	112.010 57,848	109.892 56,755	103.355 53,378	103.445 53,425	105.106 54,283	97.988 50,607	92.491 47,767	91.500 47,256	109.772 56,693	103.596 53,503
Luxembourg	1.330,7 32,986	1.429,3 35,432	1.450,0 35,945	1.520,0 37,680	2.014,5 49,939	2.003,3 49,662	1.935,5 47,979	1.916,1 47,500	1.806,7 44,786	1.822,6 45,181	1.898,3 47,059	1.983,9 49,179	1.759,2 43,611
Nederland	68,27 30,981	92,59 42,014	102,19 46,373	100,12 45,431	95,94 43,533	86,07 39,055	77,69 35,256	72,44 32,870	63,28 28,717	67,16 30,476	79,33 36,000	96,94 43,987	83,50 37,891
Portugal	7.606,5 37,941	7.862,1 39,216	8.154,8 40,676	8.400,0 41,899	8.709,7 43,444	8.880,0 44,293	8.903,2 44,409	9.012,9 44,956	9.400,0 46,887	9.400,0 46,887	9.500,0 47,386	9.890,3 49,333	8.810,0 43,944
Suomi	317,6 53,414	326,0 54,835	337,5 56,755	338,9 57,005	336,5 56,598	344,6 57,963	353,1 59,381	356,7 59,994	361,5 60,8	365,7 61,497	372,3 62,622	376,0 63,239	348,9 58,675
Sweden	444,4 51,709	412,2 48,435	410,6 48,868	426,8 51,640	448,8 54,570	467,6 56,192	483,2 57,517	481,7 57,402	488,5 58,073	492,2 57,738	494,9 57,423	492,0 56,624	461,9 54,683
U-K	20,188 32,610	22,442 36,512	26,540 43,440	26,044 43,536	26,304 43,932	27,131 43,133	23,373 37,516	20,409 33,617	23,061 37,875	22,985 39,018	27,374 45,727	27,840 45,305	24,474 40,185
C.E	36,941	40,439	43,786	43,986	44,946	44,407	42,987	41,867	40,652	41,768	44,702	47,949	42,869

MN /20 Kg PAB € / 20 Kg PAB	Porcelets Sulnetti			Ferkel Biggen		Piglets		Lechones 0103-91					
	2-oct	9-oct	16-oct	23-oct	30-oct	6-nov	13-nov	20-nov	27-nov	4-déc	11-déc	18-déc	25-déc
Belgique	1200,00 29,747	1250,00 30,987	1300,00 32,226	1400,00 34,705	1400,00 34,705	1400,00 34,705	1400,00 34,705	1400,00 34,705	1400,00 34,705	1450,00 35,945	1500,00 37,184	1550,00 38,423	1600,00 39,663
Danmark	350,00 46,959	350,00 46,985	359,00 48,223	366,00 49,169	375,00 50,364	383,00 51,383	383,00 51,348	391,00 52,411	391,00 52,430	390,00 52,318	385,00 51,644	385,00 51,594	385,00 51,581
Deutschland	69,00 35,279	71,00 36,302	75,00 38,347	79,00 40,392	83,00 42,437	87,00 44,482	88,00 44,994	91,00 46,528	93,00 47,550	96,00 49,084	104,00 53,174	104,00 53,174	111,00 56,753
Espana	3.755,0 22,568	3.755,0 22,568	5.134,0 30,856	5.545,0 33,326	5.913,0 35,538	5.935,0 35,670	6.005,0 36,091	6.286,0 37,780	6.707,0 40,310	6.851,0 41,175	7.234,0 43,477	7.835,0 47,089	8.627,0 51,849
France	232,50 35,444	233,20 35,551	232,10 35,383	232,30 35,414	233,50 35,597	236,80 36,1	243,80 37,137	249,60 38,051	257,00 39,179	254,60 38,814	259,40 39,545	261,30 39,835	260,70 39,743
Ireland	26,23 33,305	27,00 34,283	27,00 34,283	25,39 32,239	25,39 32,239	25,39 32,239	25,39 32,239	25,39 32,239	25,39 32,239	25,39 32,239	25,39 32,239	25,50 32,378	25,50 32,378
Italia	93.286 48,178	93.286 48,178	91.857 47,440	91.500 47,256	91.500 47,256	91.500 47,256	91.500 47,256	91.500 47,256	91.500 47,256	106.643 55,076	110.429 57,032	111.786 57,733	112.857 58,286
Luxembourg	1.800,0 44,621	1.800,0 44,621	1.850,0 45,860	1.850,0 45,860	1.850,0 45,860	1.900,0 47,100	1.900,0 47,100	1.900,0 47,100	1.950,0 48,339	1.950,0 48,339	2.000,0 49,579	2.000,0 49,579	2.000,0 49,579
Nederland	62,50 28,361	64,50 29,269	67,50 30,630	72,50 32,899	76,00 34,487	78,00 35,395	79,00 35,849	81,00 36,756	83,50 37,891	86,50 39,252	93,50 42,428	102,50 46,512	111,00 50,370
Portugal	9.400 46,887	9.400 46,887	9.400 46,887	9.400 46,887	9.400 46,887	9.400 46,887	9.400 46,887	9.600 47,885	9.800 48,882	9.800 48,882	9.800 48,882	10.000 49,880	10.000 49,880
Suomi	365,00 61,389	366,00 61,557	366,00 61,557	365,00 61,389	368,00 61,893	371,00 62,398	372,00 62,566	375,00 63,070	376,00 63,239	376,00 63,239	377,00 63,407	377,00 63,407	374,00 62,902
Sweden	492,71 57,692	487,20 56,909	497,41 58,352	489,22 57,679	498,00 58,564	495,21 57,724	489,73 56,659	496,60 57,252	496,36 57,105	494,58 57,387	495,82 57,866	484,05 55,369	491,60 55,670
U-K	17,850 29,735	14,810 24,899	31,470 53,699	23,470 40,517	38,920 65,936	27,740 46,059	16,000 26,593	29,870 49,939	27,840 45,999	27,840 45,392	27,840 45,851	27,840 45,085	27,840 44,596
C.E	40,013	39,923	43,365	42,902	45,520	44,415	43,033	45,459	45,779	46,703	47,870	48,466	49,481

Æg

Eier

Eggs


Œufs

Uova

Eieren

MN / 100 kg € / 100 kg	Œufs		Eier		Eggs		Huevos													
	Uova		Eieren		Ovos		Auyá		janv-00	févr-00	mars-00	avr-00	mal-00	juin-00	juil-00	août-00	sept-00	oct-00	nov-00	déc-00
Belgique	3320,3 82,308	3932,1 97,475	3943,6 111,787	3979,6 98,653	3384,3 83,894	3332,3 82,605	3339,2 82,776	3661,3 90,761	3597,9 89,189	3722,7 92,284	3933,3 97,5	4061,2 100,675	3684,0 92,492							
Danmark	988,0 132,727	998,1 134,057	1 020,5 137,028	1 088,2 146,051	1 093,0 146,577	1 093,0 146,498	1 093,0 146,537	1 093,0 146,557	1 094,3 146,656	1 095,0 147,022	1 095,0 146,870	1 095,0 146,808	1 070,5 143,616							
Deutschland	170,20 87,010	198,07 101,271	220,66 112,822	196,82 100,631	172,77 88,338	168,95 86,383	168,73 86,268	182,48 93,303	180,07 92,067	184,65 94,407	194,48 99,440	195,40 99,908	186,11 95,154							
Grèce	38 095 115,071	38 095 114,362	38 095 114,100	38 280 114,212	37 941 112,733	36 508 108,436	36 303 107,774	35 804 106,164	35 714 105,501	35 714 105,216	35 714 105,000	35 714 104,828	36 831 109,450							
Espagne	17 890 107,519	19 240 115,635	21 109 126,865	21 495 129,188	19 830 119,184	17 862 107,351	18 496 111,162	19 157 115,136	19 418 116,707	19 454 116,922	19 937 119,820	20 576 123,667	19 539 117,430							
France	525,20 80,07	629,11 95,91	682,20 104,00	607,16 92,56	559,15 85,24	527,65 80,44	575,38 87,72	588,66 89,74	592,34 90,30	603,99 92,08	654,76 99,82	646,32 98,53	599,33 91,37							
Irlande	92,59 117,565	94,69 120,234	97,45 123,741	105,29 133,694	102,66 130,354	97,88 124,282	97,88 124,282	99,21 125,971	98,01 124,451	97,88 124,282	97,88 124,280	97,88 124,282	98,28 124,785							
Italie	246 083 127,091	248 249 128,210	263 339 136,003	265 873 137,312	251 152 129,709	221 032 114,154	226 830 117,148	236 303 122,040	242 063 125,015	242 857 125,425	239 524 123,700	245 878 126,986	244 099 126,066							
Nederland	166,30 75,483	199,90 91,247	231,95 105,254	199,93 90,726	174,00 78,970	169,84 77,071	171,08 77,634	188,43 85,506	185,85 84,335	194,19 88,119	202,78 92,020	208,27 94,509	191,04 86,740							
Autriche	1 211,10 88,014	1 339,78 97,365	1 419,57 103,164	1 345,23 97,762	1 262,42 91,744	1 260,50 91,604	1 259,71 91,547	1 311,43 95,306	1 309,34 95,153	1 299,98 94,473	1 308,06 95,060	1 333,16 96,885	1 305,02 94,840							
Portugal	17 533 87,452	19 102 95,282	19 585 97,690	20 057 100,043	18 084 90,200	16 411 81,859	17 225 85,920	18 438 91,966	18 250 91,029	18 122 90,392	19 872 99,120	20 370 101,605	18 587 92,713							
Finland	747,40 125,696	741,78 124,758	747,13 125,658	765,89 128,813	773,60 130,110	775,49 130,428	778,98 131,015	777,95 130,842	776,94 130,671	778,79 130,984	785,31 132,080	788,71 132,652	769,83 129,476							
Suède	991,19 115,36	1036,14 121,73	1004,77 119,54	1012,97 122,57	1008,84 122,675	995,60 119,614	969,84 115,449	989,84 117,958	950,13 112,971	957,58 112,369	1050,00 121,82	965,90 111,215	994,40 117 773							
United-kingdom	76,08 123,301	94,65 154,018	95,95 157,060	61,19 102,365	60,04 100,280	58,70 93,340	58,88 94,465	60,16 99,048	60,35 99,152	62,90 106 747	69,10 115 270	66,10 107 567	61,03 100 228							
Cee €	98,496	111,832	120,446	107,775	99,564	93,507	95,904	100,614	100,726	103 036	107 620	107 671	102,376							

MN / 100 kg € / 100 kg	Œufs Uova				Eier Eieren		Eggs Ovos		Huevos Auyó				
	2-oct	9-oct	16-oct	23-oct	30-oct	6-nov	13-nov	20-nov	27-nov	4-déc	11-déc	18-déc	25-déc
Belgique	3.722,2 92,271	3.634,9 90,107	3.682,5 91,287	3.817,5 94,633	3.912,7 96,993	3.960,3 98,173	3.912,7 96,993	3.881,0 96,207	4.039,7 100,142	4.087,3 101,322	4.119,0 102,107	4.079,4 101,126	3.968,3 98,372
Danmark	1.095,0 146,916	1.095,0 146,996	1.095,0 147,087	1.095,0 147,104	1.095,0 147,063	1.095,0 146,905	1.095,0 146,803	1.095,0 146,779	1 095,0 146,830	1 095,0 146,893	1 095,0 146,883	1.095,0 146,741	1.095,0 146,705
Deutschland	184,50 94,333	181,00 92,544	181,00 92,544	190,00 97,145	193,00 98,679	193,50 98,935	193,00 98,679	194,00 99,191	201,50 103,025	205,00 104,815	201,50 103,025	201,50 103,025	171,00 87,431
Grèce	35.714 105,245	35.714 105,218	35.714 105,217	35.714 105,185	35.714 105,122	35.714 105,032	35.714 104,993	35.714 104,966	35.714 104,898	35.714 104,849	35 714 104,815	35.714 104,810	35.714 104,810
Espagne	19 411 116,662	19.411 116,662	19.411 116,662	19.560 117,558	19.560 117,558	19 560 117,558	20 188 121,332	20 188 121,332	20.188 123,917	20.618 123,917	20.618 123,917	20 618 123,917	20 618 123,917
France	561,94 85,667	586,36 89,390	620,70 94,625	640,10 97,583	632,45 96,416	638,98 97,412	640,37 97,624	679,82 103,638	691,56 105,428	664,29 101,270	646,63 98,578	639,40 97,476	615,56 93,842
Irlande	97,88 124,282	97,88 124,282	97,88 124,282	97,88 124,282	97,88 124,282	97,88 124,282	97,88 124,282	97,88 124,282	97,88 124,282	97,88 124,282	97,88 124,282	97,88 124,282	97,88 124,282
Italie	243.651 125,835	240.476 124,195	240.476 124,195	246.032 127,065	246.032 127,065	246.032 127,065	238.095 122,966	233.333 120,506	233 333 120,506	238 095 122,966	246 032 127 065	252.381 130,344	252.381 130,344
Nederland	192,46 87,335	192,46 87,335	192,46 87,335	198,41 90,035	202,38 91,836	202,38 91,836	200,40 90,938	200,40 90,938	212,30 96,338	212,30 96,338	212,30 96,338	210,32 95,439	196,43 89,136
Autriche	1.323,65 96,193	1.315,71 95,616	1.282,06 93,171	1.282,62 93,212	1.305,87 94,901	1 312,62 95,392	1.308,65 95,103	1 300,16 94,486	1 315,63 95,611	1.335,87 97,081	1.338,57 97,278	1.337,86 97,226	1.327,86 96,499
Portugal	18 122 90,392	18.122 90,392	18.122 90,392	18.122 90,392	18.122 90,392	20 106 100,288	20.106 100,288	20.370 101,605	20.370 101 605	20 370 101 605	20 370 101,605	20.370 101,605	20 370 101,605
Finland	750,70 126,259	788,20 132,566	792,70 133,323	787,50 132,448	783,00 131,691	781,20 131,388	791,50 133,121	785,40 132,095	784,40 131 927	789 40 132,768	782,50 131,607	794,70 133,659	790,10 132,885
Suède	809,00 94,727	985,00 115,056	969,00 113,676	1018,00 120,023	971,00 114,189	1093,00 127,405	1083,00 125,298	1023,00 117,939	1063,00 122,297	1004,00 116,495	998,00 116,474	910,00 104,092	910,00 103,05
United-kingdom	60,38 100,588	60,38 101,517	60,38 103,037	69,05 119,201	69,71 118,097	69,71 115,744	69,71 115,859	69,71 116,545	69,71 115,178	66,20 107 942	66,20 109,033	66,20 107,213	66,20 106,050
Cee €	100,581	101,280	102,466	106,851	106,973	107,439	107,181	108,010	109,743	108,917	108,791	108,382	104,110



Fjerkræ

Geflügel

Poultry


Volaille

Pollama

Gevogelte

MN / 100 kg € / 100 kg	Poulets Killinge			Pouli Hühner		Kalkens Chickens		Frangos Pollos		Κοτόπουλα			2000
	janv-00	févr-00	mars-00	avr-00	mai-00	juin-00	juil-00	août-00	sept-00	oct-00	nov-00	déc-00	
Belgique	5.074,9 125,803	5.338,6 132,341	5.373,0 131,121	5.042,9 125,009	5.289,4 131,121	5.666,7 140,473	5.538,2 137,29	5.840,1 144,772	5.795,2 143,661	5.598,2 138,775	5.814,3 144,13	6.098,2 151,17	5.539,1 137,139
Danmark	840,70 112,94	850,07 114,177	850,69 113,866	862,23 115,727	886,26 118,851	886,17 118,775	902,35 120,978	899,23 120,574	930,33 124,678	929,81 124,842	940,50 126,15	918,42 123,134	891,40 119,558
Deutschland	240,00 122,71	240,00 122,71	240,00 122,71	245,25 125,395	247,50 126,545	247,50 126,545	247,50 126,545	247,50 126,545	247,50 126,545	259,92 132,895	266,50 136,26	287,82 147,161	251,42 128,547
Grèce	57.000 172,175	57.000 171,115	57.000 170,723	56.767 169,368	57.435 170,652	58.000 172,271	58.597 173,956	59.500 176,428	59.500 175,766	59.500 175,29	59.567 175,13	60.903 178,764	58.397 173,47
Espagne	15.149 91,047	17.815 107,072	17.837 118,469	19.217 115,495	16.585 99,677	15.992 96,112	17.082 102,667	17.204 103,399	21.104 126,839	21.279 127,887	17.994 108,14	20.826 125,17	18.330 110,165
France	909,70 138,679	881,03 134,313	901,72 143,106	950,00 144,827	1.011,61 154,219	1.050,00 160,071	1.014,52 154,662	995,48 151,761	1.038,00 158,242	1.057,74 161,251	1.136,67 173,28	1.154,84 176,054	1.008,44 154,205
Irlande	143,71 182,500	144,00 182,840	144,00 182,842	144,00 182,842	144,55 183,538	143,73 182,504	143,00 181,573	142,00 180,303	140,20 178,017	140,00 177,763	140,27 178,100	142,00 180,303	142,62 181,094
Italie	259,839 134,195	268,362 138,598	273,879 151,939	353,917 182,783	393,065 203,001	338,000 174,562	291,613 150,606	266,694 137,736	247.750 127,952	242.742 125,366	228.333 117,920	314.113 162,225	289.859 150,574
Nederland	244,00 110,722	244,00 110,722	244,00 110,722	249,25 113,105	251,50 114,126	251,50 114,126	251,50 114,126	251,50 114,126	251,50 114,126	263,92 119,761	270,50 122,75	291,82 132,423	255,42 115,903
Autriche	2.192,2 159,313	2.200,0 159,877	2.208,9 160,272	2.217,0 161,116	2.269,5 164,928	2.286,3 166,154	2.328,1 169,189	2.349,4 170,737	2.402,7 174,609	2.429,0 176,52	2.446,0 177,76	2.407,6 174,963	2.311,4 167,953
Portugal	22.016 109,816	28.069 140,007	27.500 117,539	27.567 137,502	21.645 107,966	20.617 102,836	24.823 123,814	33.984 169,511	33.033 164,769	29.726 148,271	30.633 152,8	30.919 154,225	27.544 135,755
Finlande	1.125,6 189,309	1.123,3 188,933	1.123,1 188,973	1.127,2 189,583	1.137,0 191,162	1.127,7 189,66	1.121,6 188,642	1.120,3 188,418	1.120,2 188,404	1.147,7 193,031	1.147,3 192,97	1.157,0 194,594	1.131,5 190,307
Suède	1.641,3 191	1.644,5 193,21	1.641,5 195,27	1.666,8 201,68	1.666,6 202,665	1.652,4 198,57	1.648,7 196,255	1.662,9 198,175	1.684,4 200,258	1.725,2 202,437	1.677,9 194,71	1.650,4 189,988	1.663,5 197,018
United Kingdom	109,90 177,533	108,00 175,735	107,90 174,024	108,80 182,014	112,52 187,954	108,93 173,197	108,13 173,462	106,16 174,770	111,10 182,542	109,55 185,788	106,30 177,330	105,45 171,607	108,56 177,996
CEE	134,943	138,166	141,648	147,673	150,111	145,053	143,088	143,541	148,562	149,930	147,950	156,874	145,628

MN / 100 kg € / 100 kg	Poulets Killinge				Polli Hühner		Kuikens Chickens		Frangos Pollos		Κοτόπουλα			
	2-oct	9-oct	16-oct	23-oct	30-oct	6-nov	13-nov	20-nov	27-nov	4-déc	11-déc	18-déc	25-déc	
Belgique	5.400,0 133,863	5.614,3 139,175	5 971,4 148,028	5.471,4 135,633	5.614,3 139,175	5.685,7 140,945	5.828,6 144,487	5 900,0 146,257	6 114,3 151 569	6 400 0 158 652	6 400 0 158.652	5 971 4 148,028	5 614 3 139 175	
Danmark	935,00 125,448	928,00 124,577	928,00 124,654	928,00 124,669	938,00 125,977	939,00 125,976	939,00 125,889	949,00 127,208	934,00 125,241	918 00 123 148	926,00 124 214	921,00 123,423	902,00 120 847	
Deutschland	247,50 126,545	262,50 134,214	265,00 135,492	265,00 135,492	265,00 135,492	265,00 135,492	267,50 136,771	267,50 136,771	267 50 136,771	267,50 136,771	297 50 152 109	297,50 152,109	297,50 152,109	
Grèce	59.500 175,339	59.500 175,294	59.500 175,293	59.500 175,239	59.500 175,134	59.500 174,984	59 500 174,92	59 500 174,875	60 000 176,23	61,000 179,084	61 500 180,493	61 500 180,484	60.000 176,082	
Espagne	21.474 129,061	21 474 129,061	21.474 129,061	20.801 125,017	20.801 125,017	20.801 125,017	16.122 96,895	16 122 96,895	16 122 96,895	18 462 110 959	18.462 110 959	24.199 145,439	24 199 145,439	
France	1 050,00 160,071	1.080,00 164,645	1.080,00 164,645	1.030,00 157,022	1.030,00 157,022	1.100,00 167,694	1.150,00 175,316	1 200,00 182,939	1 200,00 182,939	1 150 00 175 316	1 150,00 175,316	1 150,00 175,316	1 150,00 175,316	
Irlande	140,00 177,763	140,00 177,763	140,00 177,763	140,00 177,763	140,00 177,763	140,00 177,763	140,00 177,763	140,00 177,763	140 00 177,763	142 00 180 303	142 00 180 303	142 00 180,303	142,00 180,303	
Italie	260.000 134,279	250 000 129,114	247.500 127,823	217.500 112,329	220.000 113,621	220.000 113,621	220 000 113,621	230.000 118,785	265 000 136,861	302 500 156 228	325 000 167,848	325 000 167,848	325 000 167,848	
Nederland	251,50 114,126	266,50 120,932	269,00 122,067	269,00 122,067	269,00 122,067	269,00 122,067	271,50 123,201	271,50 123,201	271,50 123,201	271 50 123 201	301 50 136,815	301,50 136,815	301,50 136,815	
Autriche	2.417,0 175,65	2.418,0 175,723	2.443,0 177,54	2.436,0 177,031	2.451,0 178,121	2 447,0 177,83	2.456,0 178,484	2 437,0 177,104	2 436,0 177 031	2 447 0 177 83	2 398,0 174,269	2 385,0 173,325	2.388,0 173,543	
Portugal	30 500 152,133	30.500 152,133	29.000 144,651	29.000 144,651	29.000 144,651	28 500 142,157	31.500 157,121	32 000 159,615	32 500 162,109	31.500 157,121	31.500 157,121	31 500 157,121	28.500 142,157	
Finlande	1.146,7 192,865	1.147,8 193,05	1 148,8 193,214	1.151,0 193,584	1 148,1 193,098	1.148,0 193,085	1 146,7 192,86	1 146,2 192,781	1 148,3 193,123	1 148 1 193 103	1 161 0 195,266	1 166,0 196,115	1 156,6 194,523	
Suède	1 682,0 196,948	1.679,0 196,121	1 775,0 208,229	1.760,0 207,505	1.691,0 198,86	1 701,0 198,276	1.671,0 193,327	1 665,0 191 954	1 656,0 190,52	1 651,0 191 568	1 727 0 201 554	1 614 0 184 621	1 607,0 181,98	
United Kingdom	110,00 183,239	108,00 181,569	110,00 187,700	110,00 189,898	110,00 186,355	105,00 174,340	106,00 176,176	106,00 177,219	105,00 173,488	107 00 174,457	105,00 172,928	105,00 170 040	105 00 168,196	
CEE	149,221	150,685	152,161	148,217	147,778	147,646	146,255	148,713	150,284	153,309	156,947	160,774	159,273	



Oksekød

Rindfleisch

Beef

Viande bovine

Carne bovina

Rundvlees

€/ 100 kg	Bovins vivants Levende runderen			Lebende Rinder Bovinos		Bovini vivi		Live bovine animals					
	janv-00	févr-00	mars-00	avr-00	mai-00	juin-00	juil-00	août-00	sept-00	oct-00	nov-00	déc-00	2000
Belgique	182,677	184,532	185,464	186,085	186,648	195,609	189,794	192,424	193,085	189,081	182,730	169,869	186,500
Danmark	106,635	107,592	100,990	100,755	101,854	106,763	103,968	105,671	106,884	105,473	103,428	97,129	103,929
Deutschland	107,528	108,766	109,166	107,953	110,342	117,614	116,531	118,156	117,749	116,998	104,077	85,171	110,004
Ellas	213,031	211,981	211,980	210,561	209,547	217,401	209,780	207,421	205,791	205,055	203,743	190,576	208,072
Espagne	158,410	155,125	153,084	151,185	151,150	152,803	147,377	150,066	150,530	149,431	149,349	128,492	149,750
Finland	-	-	-	-	-	-	-	-	-	-	-	-	-
France	148,095	149,953	153,706	154,611	158,178	163,822	159,059	161,058	157,836	150,904	132,457	120,272	150,829
Ireland	101,704	107,393	109,241	113,802	118,215	127,210	122,440	121,956	121,970	117,820	112,785	103,274	114,818
Italia	81,158	81,418	80,331	80,089	81,049	86,843	84,957	83,387	83,132	85,040	80,434	70,376	81,518
Luxembourg	-	-	-	-	-	-	-	-	-	-	-	-	-
Nederland	103,293	106,033	108,343	110,451	116,335	121,068	118,494	119,569	118,553	115,962	107,869	98,142	112,009
Autriche	-	-	-	-	-	-	-	-	-	-	-	-	-
Portugal	162,544	164,750	164,704	167,786	169,348	169,556	156,889	157,778	160,887	161,272	159,606	160,512	162,969
Suède	-	-	-	-	-	-	-	-	-	-	-	-	-
U-K	143,849	141,987	141,322	147,351	143,559	146,536	142,527	146,253	141,542	142,793	134,832	140,477	142,752
C.E	128,348	129,352	130,212	131,652	133,221	134,291	135,054	136,639	135,100	132,740	122,637	112,029	130,106

€/ 100 kg	Bovins vivants Levende runderen		Lebende Rinder Bovinos			Bovini vivi		Live bovine animals					
	29-sept	6-oct	13-oct	20-oct	27-oct	3-nov	10-nov	17-nov	24-nov	1-déc	8-déc	15-déc	22-déc
Belgique	191,959	189,596	188,984	187,804	187,403	183,969	183,077	183,077	178,141	174,294	172,313	166,584	166,584
Danmark	105,619	105,337	105,420	105,452	105,622	104,811	104,159	102,294	101,188	99,852	96,394	96,359	96,271
Deutschland	117,669	117,397	117,939	117,792	113,340	113,437	107,423	100,546	88,740	91,664	88,444	81,150	81,150
Ellas	205,790	205,100	205,137	204,239	205,284	204,768	202,929	203,023	203,569	201,037	189,287	186,585	186,678
Espagne	149,344	149,344	149,307	149,463	149,768	150,054	149,888	149,666	147,319	137,076	128,587	125,001	125,009
Finland	-	-	-	-	-	-	-	-	-	-	-	-	-
France	154,863	153,589	152,459	150,123	142,103	141,455	132,068	127,053	123,897	122,264	121,148	119,260	117,733
Irland	118,436	117,077	118,734	117,285	117,716	117,058	114,750	109,497	106,878	104,750	102,837	102,847	102,847
Italia	83,709	83,130	85,274	86,447	86,749	86,749	82,862	74,269	74,269	68,753	71,665	70,514	70,514
Luxembourg	-	-	-	-	-	-	-	-	-	-	-	-	-
Nederland	117,772	116,594	115,662	115,989	113,649	111,742	106,732	105,906	104,080	103,138	99,722	95,862	94,686
Autriche	-	-	-	-	-	-	-	-	-	-	-	-	-
Portugal	161,610	160,849	160,559	162,440	160,892	156,367	159,866	161,206	160,570	160,692	159,639	159,943	160,923
Suède	-	-	-	-	-	-	-	-	-	-	-	-	-
U-K	138,347	140,672	143,558	146,014	144,628	136,163	134,828	133,084	130,427	138,104	143,045	143,435	140,047
C.E	133,395	132,994	133,497	133,213	130,007	128,256	123,603	119,347	115,110	114,646	113,458	110,784	109,850



Mejeriprodukter

Milcherzeugnisse

Milk products

Produits laitiers

Prodotti lattiero

Zuivelprodukten

MN / 100 Kg	PG1												2000
	Lactosérum en poudre						Powdered whey			Süssmolkenpulver			
€ / 100 Kg	Welpoeder						Soro de leite			0404 10 02			
	janv-00	févr-00	mars-00	avr-00	mai-00	juin-00	juil-00	août-00	sept-00	oct-00	nov-00	déc-00	
Danmark	333,75 44,84	333,75 44,83	326,00 43,78	320,00 42,95	320,00 42,92	340,00 45,57	375,00 50,28	370,80 49,72	373,00 49,98	377,25 50,66	452,40 60,68	490,00 65,69	367,66 49,32
Deutschland	95,50 48,83	89,25 45,63	83,20 42,54	83,50 42,70	84,75 43,33	99,40 50,82	101,50 51,90	96,20 49,19	96,50 49,34	101,50 51,90	133,80 68,41	147,50 75,42	101,05 51,67
France	311,75 47,53	290,25 44,25	274,00 41,77	276,75 42,19	287,00 43,75	340,40 51,89	329,25 52,98	322,80 51,28	325,00 49,55	344,25 52,48	432,00 65,86	490,00 74,70	335,29 51,11
Nederland	108,00 49,01	103,75 47,08	96,20 43,65	95,50 43,34	95,50 43,34	114,60 52,00	116,75 52,98	113,00 51,28	112,00 50,82	114,50 51,96	146,00 66,25	162,25 73,63	114,84 52,11
Suomi Finland	326,50 54,91	364,49 61,30	301,99 50,79	405,97 68,28	405,97 68,28	242,78 40,83	228,24 38,39	331,58 55,77	405,97 68,28	405,97 68,28	303,18 50,99	246,26 41,42	330,74 55,63
Sweden	373,75 43,50	356,75 41,88	453,20 53,98	408,75 49,48	446,50 54,41	461,20 55,39	456,25 54,30	442,80 52,75	458,75 54,52	472,00 55,35	484,20 56,20	457,50 52,66	439,30 52,03
U-K	36,00 58,19	36,00 58,58	36,00 58,95	35,00 58,59	34,00 57,02	34,00 54,11	37,00 59,37	37,00 60,85	37,00 60,87	39,00 66,11	39,00 65,06	48,00 77,98	37,33 61,31
CEE	48,01	49,08	48,22	49,64	49,88	52,30	52,08	53,67	54,21	55,70	61,57	65,35	53,31

MN / 100 Kg	PG2												2000
	Poudre de lait						Skimmed milkpowdered			Magermilchpulver			
€ / 100 Kg	Magere melkpoeder						0402 10 19						
	janv-00	févr-00	mars-00	avr-00	mai-00	juin-00	juil-00	août-00	sept-00	oct-00	nov-00	déc-00	
Belgique	8.906,3 220,78	9.003,8 223,20	9.076,0 224,99	9.071,3 224,87	9.417,5 233,46	10.314,0 255,68	10.917,5 270,64	11.269,0 279,35	11.303,8 280,21	11.340,0 281,13	11.279,0 279,61	11.250,0 278,88	10.262,3 254,40
Danmark	1.630,00 218,97	1.877,50 252,19	1.634,00 219,41	1.660,00 222,80	1.660,00 222,63	1.701,00 227,99	1.767,50 236,97	1.911,40 256,30	2.058,00 275,79	1.988,25 266,96	1.925,60 258,29	1.885,00 252,72	1.808,19 242,58
Deutschland	431,0 220,0725	434,0 221,9	438,0 223,946	439,8 224,8425	447,0 228,5475	495,8 253,5	526,3 269,0675	543,0 277,632	546,8 279,55	541,3 276,7475	538,2 275,19	536,3 274,18	493,1 252,09796
España	33.000 198,33	33.000 198,33	33.000 198,33	33.000 198,33	33.000 198,33	34.000 204,34	38.675 232,4375	38.000 228,38	38.000 228,38	38.000 228,3925	38.000 228,39	38.000 228,38	35.640 214,19583
France	1.453,50 220,93	1.472,25 224,44	1.476,60 225,10	1.475,00 224,86	1.540,25 234,81	1.685,40 256,94	1.770,00 269,83	1.811,00 276,08	1.782,50 271,74	1.804,50 275,10	1.823,00 277,91	1.822,50 277,84	1.659,71 252,97
Irland	163,00 210,0225	165,25 209,8275	166,00 210,78	173,50 220,3025	169,00 214,59	172,00 218,398	180,00 228,55	190,00 241,25	192,50 244,425	200,00 253,96	200,00 253,958	200,00 253,95	180,94 230,00113
Nederland	483,00 219,18	489,25 222,0225	490,00 222,35	492,50 223,485	511,75 232,2225	568,00 257,746	600,00 272,27	614,00 278,62	607,50 275,675	605,00 274,55	606,00 275,002	602,50 273,405	555,79 252,21067
Osterreich	3.080,0 222,6675	3.080,0 223,8325	3.118,0 226,594	3.110,0 226,01	3.160,0 229,65	3.426,0 248,976	3.520,0 255,81	3.580,0 260,17	3.855,0 280,155	3.870,0 281,2575	3.707,0 269,406	3.763,8 273,52	3.439,1 249,83738
Suomi Finland	1.274,2 214,31	1.257,2 211,3975	1.285,1 216,142	1.312,6 220,77	1.289,8 216,93	1.383,1 232,622	1.396,8 234,925	1.352,4 227,464	1.411,1 237,335	1.439,4 242,1	1.432,3 240,906	1.471,2 247,43	1.358,8 228,52763
Sweden	1.835,3 213,4625	1.871,0 219,7325	1.848,8 220,114	1.860,3 225,1425	1.870,5 227,91	1.867,2 224,196	1.904,5 226,67	1.924,8 229,288	1.965,5 233,6125	1.900,8 222,915	1.966,0 228,13	1.927,5 221,76	1.895,2 224,41108
U-K	155,00 241,27	155,00 252,265	155,00 253,926	155,00 258,855	152,00 254,9075	152,60 242,864	170,00 272,7725	185,00 304,274	187,00 307,63	192,00 325,425	192,00 320,28	187,00 303,8125	169,80 278,19013
CEE	218,13	223,58	221,96	224,73	226,49	237,57	252,25	260,09	265,79	266,22	264,35	261,50	243,56

MN / 100 Kg € / 100 Kg	PG1												
	Lactosérum en poudre					Powdered whey				Süssmolkenpulver			
	Weipoeder					Soro de leite				0404 10 02			
	2-oct	9-oct	16-oct	23-oct	30-oct	6-nov	13-nov	20-nov	27-nov	4-déc	11-déc	18-déc	25-déc
Danmark	373,00 50,05	375,00 50,34	376,00 50,51	385,00 51,72	393,00 52,78	428,00 57,42	461,00 61,80	490,00 65,68	490,00 65,70	490,00 65,73	490,00 65,73	490,00 65,66	490,00 65,65
Deutschland	97,00 49,60	98,00 50,11	101,00 51,64	110,00 56,24	118,00 60,33	125,00 63,91	143,00 73,11	144,00 73,63	139,00 71,07	138,00 70,56	146,00 74,65	153,00 78,23	153,00 78,23
France	326,00 49,70	332,00 50,61	346,00 52,75	373,00 56,86	388,00 59,15	412,00 62,81	453,00 69,06	453,00 69,06	454,00 69,21	460,00 70,13	500,00 76,22	500,00 76,22	500,00 76,22
Nederland	112,00 50,82	112,00 50,82	114,00 51,73	120,00 54,45	132,00 59,90	139,00 63,08	149,00 67,61	155,00 70,34	155,00 70,34	155,00 70,34	160,00 72,60	167,00 75,78	167,00 75,78
Suomi Finland	405,97 68,28	405,97 68,28	405,97 68,28	405,97 68,28	162,97 27,41	405,97 68,28	405,97 68,28	322,02 54,16	218,98 36,83	405,97 68,28	179,03 30,11	200,01 33,64	200,01 33,64
Sweden	504,00 59,01	466,00 54,43	493,00 57,83	425,00 50,11	472,00 55,51	577,00 67,26	411,00 47,55	461,00 53,15	500,00 57,52	445,00 51,63	478,00 55,79	456,00 52,16	451,00 51,07
U-K	39,00 64,97	39,00 65,57	39,00 66,55	39,00 67,33	39,00 66,07	39,00 64,76	39,00 64,82	39,00 65,20	39,00 64,44	48,00 78,26	48,00 79,05	48,00 77,73	48,00 76,89
CEE	54,03	55,74	55,17	57,87	54,61	63,97	63,99	63,70	61,60	67,76	64,77	63,87	64,99

MN / 100 Kg € / 100 Kg	PG2												
	Poudre de lait					Skimmed milkpowdered				Magermilchpulver			
	Magere melkpoeder									0402 10 19			
	2-oct	9-oct	16-oct	23-oct	30-oct	6-nov	13-nov	20-nov	27-nov	4-déc	11-déc	18-déc	25-déc
Belgique	11 385,0 282,23	11 345,0 281,24	11 315,0 280,49	11 315,0 280,54	11 320,0 280,66	11 315,0 280,49	11 315,0 280,49	11 160,0 276,65	11 285,0 279,75	11 195,0 277,52	11 255,0 279,00	11 255,0 279,00	11 295,0 280,00
Danmark	1 974,0 264,85	1 984,0 266,34	2 010,0 269,99	1 985,0 266,67	1 963,0 263,64	1 957,0 262,55	1 938,0 259,82	1 885,0 252,67	1 885,0 252,76	1 885,0 252,87	1 885,0 252,85	1 885,0 252,61	1 885,0 252,55
Deutschland	545,0 278,65	540,0 276,1	540,0 276,1	540,0 276,14	539,0 275,63	538,0 275,08	538,0 275,08	538,0 275,08	538,0 275,08	538,0 275,08	537,0 274,56	535,0 273,54	535,0 273,54
España	38 000 228,38	38 000 228,38	38 000 228,38	38 000 228,43	38 000 228,43	38 000 228,38	38 000 228,38	38 000 228,38	38 000 228,38	38 000 228,38	38 000 228,38	38 000 228,38	38 000 228,38
France	1 810,0 275,93	1 800,0 274,41	1 800,0 274,41	1 808,0 275,63	1 842,0 280,81	1 836,0 279,9	1 819,0 277,3	1 819,0 277,3	1 799,0 274,26	1 800,0 274,41	1 830,0 278,98	1 830,0 278,98	1 830,0 278,98
Ireland	200,00 253,95	200,00 253,95	200,00 253,95	200,00 253,99	200,00 253,99	200,00 253,95	200,00 253,95	200,00 253,95	200,00 253,95	200,00 253,95	200,00 253,95	200,00 253,95	200,00 253,95
Nederland	605,00 274,54	605,00 274,54	605,00 274,54	605,00 274,58	605,00 274,58	605,00 274,54	610,00 276,81	605,00 274,54	605,00 274,54	605,00 274,54	605,00 274,54	600,00 272,27	600,00 272,27
Osterreich	3 860,0 280,52	3 860,0 280,52	3 880,0 281,97	3 880,0 282,02	3 620,0 263,12	3 620,0 263,08	3 765,0 273,61	3 765,0 273,61	3 765,0 273,61	3 765,0 273,61	3 765,0 273,61	3 765,0 273,61	3 760,0 273,25
Suomi Finland	1 350,0 227,05	1 577,1 265,25	1 367,7 230,03	1 462,8 246,07	1 350,0 227,1	1 403,1 235,99	1 370,0 230,42	1 504,2 252,99	1 534,2 258,03	1 605,5 270,02	1 538,0 258,68	1 380,0 232,1	1 361,1 228,92
Sweden	1 860,0 217,79	1 851,0 216,21	2 056,0 241,19	1 836,0 216,47	1 950,0 229,32	2 003,0 233,48	1 960,0 226,76	1 842,0 212,36	2 075,0 238,73	1 866,0 216,51	1 924,0 224,55	1 805,0 206,47	2 115,0 239,51
U-K	192,00 319,83	192,00 322,79	192,00 327,62	192,00 331,46	192,00 325,27	192,00 318,79	192,00 319,11	192,00 321	192,00 317,23	187,00 304,89	187,00 307,98	187,00 302,83	187,00 299,55
CEE	263,97	267,25	267,16	266,51	264,09	264,31	263,79	262,13	267,44	268,22	264,61	258,79	254,38

MN / 100 Kg € / 100 Kg	PG3												2000
	Poudre de lait entier			Whole milkpowdered			Vollmilchpulver						
	Volle melkpoeder			Leche entera en polvo			0402 21 19						
	janv-00	févr-00	mars-00	avr-00	mai-00	juin-00	juil-00	août-00	sept-00	oct-00	nov-00	déc-00	
Belgique	10.695 265,12	10.731 266,02	10.743 266,31	10.788 267,42	11.035 273,55	11.449 283,81	11.609 287,77	11 893 294,82	12.116 300,36	12.548 311,05	12.558 311,30	12.634 313,18	11.567 286,73
Danmark	1.630,00 218,97	1.877,50 252,19	1.634,00 219,41	1.660,00 222,80	1.660,00 222,63	1.701,00 227,99	1.767,50 236,97	1.911,40 256,30	2.058,00 275,79	1.988,25 266,96	1.925,60 258,29	1.885,00 252,72	1.808,19 242,58
Deutschland	518,3 264,98	513,0 262,29	512,0 261,78	514,5 263,06	524,5 268,17	545,6 278,96	550,0 281,21	551,6 282,03	578,3 295,66	610,0 311,89	620,4 317,20	617,0 315,47	554,6 283,56
France	1.734,0 264,35	1.721,0 262,36	1.713,8 261,27	1.731,3 263,93	1.756,3 267,74	1.821,0 277,61	1.872,5 285,46	1.880,0 286,60	1.921,3 292,89	1 951,3 297,47	2 004,6 305,60	2.026,3 308,90	1.844,4 281,18
Irland	194,00 246,33	195,50 248,24	196,00 248,87	188,50 239,35	198,25 251,73	200,40 254,46	206,00 261,57	214,00 271,72	214,00 271,72	223,00 283,15	223,00 283,15	223,00 283,15	206,30 261,95
Nederland	590,0 267,73	588,0 266,83	587,6 266,64	591,3 268,30	596,3 270,57	621,0 281,80	636,3 288,72	639,0 289,97	645,0 292,69	665,0 301,76	683,0 309,93	685,0 310,84	627,3 284,65
Osterreich	3.772,5 274,16	3.747,5 272,34	3.742,0 271,94	3.670,0 266,71	3.720,0 270,34	3.822,0 277,75	3.900,0 283,42	4.000,0 290,69	4.370,0 317,58	4.340,0 315,40	4.414,0 320,78	4.430,0 321,94	3.994,0 290,25
Suomi Finland	1.601,3 269,32	1.565,0 263,22	1.625,4 273,37	1.625,7 273,43	1.633,0 274,65	1.602,7 269,55	1.665,5 280,12	1.647,8 277,14	1 654,0 278,18	1.654,0 278,18	1.654,0 278,18	1.654,0 278,18	1.631,9 274,46
Sweden	2.210,0 257,06	2.210,0 259,52	2.210,0 263,11	2.210,0 267,49	2.210,0 269,27	2.210,0 265,35	2.210,0 263,02	2.210,0 263,26	2.210,0 262,66	2.210,0 259,19	2.210,0 256,45	2.210,0 254,35	2.210,0 261,73
U-K	190,00 306,74	190,00 309,23	190,00 311,26	190,00 317,18	185,00 311,05	185,00 294,43	195,00 312,89	195,00 320,72	195,00 320,79	205,00 347,46	205,00 341,97	205,00 333,06	194,17 318,90
CEE	268,08	267,94	269,70	269,57	272,94	274,83	284,13	287,96	294,22	303,10	308,55	307,96	284,08

MN / 100 Kg € / 100 Kg	PG4												2000
	Lait condensé			Condensed milk			Kondensmilch						
	Gecondenseerde melk			Leche concentrada			0402 91 19						
	janv-00	févr-00	mars-00	avr-00	mai-00	juin-00	juil-00	août-00	sept-00	oct-00	nov-00	déc-00	
Deutschland	330,0 168,73	330,0 168,73	330,0 168,73	330,0 168,73	335,0 171,29	344,0 175,88	350,0 178,95	354,0 181,00	351,3 179,59	351,3 179,59	355,0 181,51	355,0 181,51	343,0 175,35
Eilas	58.500 176,70	58.500 175,66	58.500 175,20	58.575 174,74	58.600 174,14	58.600 174,04	58.600 173,97	58.600 173,75	58.600 173,04	58.600 172,64	58.600 172,29	58.600 171,99	58.573 174,01
Nederland	389,0 176,52	389,0 176,52	389,0 176,52	389,0 176,52	384,0 174,25	389,0 176,52	389,0 176,52	389,0 176,52	389,0 176,52	389,0 176,52	389,0 176,52	389,0 176,52	388,6 176,33
U-K	159,0 256,70	159,0 258,77	159,0 260,48	159,0 265,43	159,0 268,77	158,8 262,39	158,0 253,53	158,0 260,18	158,0 260,07	158,0 267,99	158,0 264,67	158,0 259,68	158,5 261,55
CEE	196,14	194,92	195,23	196,35	193,37	179,25	202,59	205,90	205,39	208,03	207,57	203,36	199,01

MN / 100 Kg € / 100 Kg	PG5												2000
	Lait condensé sucré			Sweetened condensed milk			Kondensmilch gezuckert						
	Gecondens. Melk gesuik.			Leche concentr. azucarada			0402 99 19						
	janv-00	févr-00	mars-00	avr-00	mai-00	juin-00	juil-00	août-00	sept-00	oct-00	nov-00	déc-00	
Eilas	70.800 213,85	70.800 212,59	70.800 212,04	70.875 211,43	70.900 210,69	70.900 210,57	70.900 210,48	70.900 210,21	70.900 209,36	70.900 208,88	70.900 208,45	70.900 208,09	70.873 210,55
España	36.592 219,92	36.661 220,34	36.617 220,07	36.617 220,07	36.616 220,06	36.436 218,99	36.157 217,31	36.111 217,03	35.968 216,17	35.546 213,64	35.555 213,69	35.558 213,71	36.203 217,58
Nederland	493,0 223,71	493,0 223,71	493,0 223,71	493,0 223,71	493,0 223,71	493,0 223,71	493,0 223,71	493,0 223,71	493,0 223,71	493,0 223,71	493,0 223,71	493,0 223,71	493,0 223,71
U-K	211,0 340,65	211,0 343,41	211,0 345,67	211,0 352,23	211,0 356,66	211,0 348,63	211,0 338,57	211,0 347,48	211,0 347,31	211,0 357,89	211,0 353,45	211,0 346,79	211,0 348,22
CEE	251,64	250,01	250,37	251,86	247,92	223,71	267,48	262,73	267,97	265,08	263,62	270,32	256,08

MN / 100 Kg € / 100 Kg	PG3		Poudre de lait entier Volle melkpoeder			Whole milkpowdered Leche entera en polvo			Vollmilchpulver 0402 21 19				
	2-oct	9-oct	16-oct	23-oct	30-oct	6-nov	13-nov	20-nov	27-nov	4-déc	11-déc	18-déc	25-déc
Belgique	12.440 308,38	12.555 311,23	12.605 312,47	12.590 312,10	12.595 312,22	12.545 310,98	12.570 311,60	12.525 310,49	12.555 311,23	12.565 311,48	12.630 313,09	12.630 313,09	12.710 315,07
Danmark	1.974,0 264,85	1.984,0 266,34	2.010,0 269,99	1.985,0 266,67	1.963,0 263,64	1.957,0 262,55	1.938,0 259,82	1.885,0 252,67	1.885,0 252,76	1.885,0 252,87	1.885,0 252,85	1.885,0 252,61	1.885,0 252,55
Deutschland	600,0 306,78	610,0 311,89	613,0 313,42	617,0 315,47	623,0 318,53	623,0 318,53	620,0 317,00	618,0 315,98	618,0 315,98	617,0 315,47	617,0 315,47	617,0 315,47	617,0 315,47
France	1.935,0 294,99	1.950,0 297,28	1.950,0 297,28	1.970,0 300,32	1.990,0 303,37	2.017,0 307,49	2.007,0 305,97	2.007,0 305,97	2.002,0 305,20	2.015,0 307,18	2.030,0 309,47	2.030,0 309,47	2.030,0 309,47
Ireland	223,00 283,15	223,00 283,15	223,00 283,15	223,00 283,15	223,00 283,15	223,00 283,15	223,00 283,15	223,00 283,15	223,00 283,15	223,00 283,15	223,00 283,15	223,00 283,15	223,00 283,15
Nederland	655,0 297,23	665,0 301,76	665,0 301,76	675,0 306,30	680,0 308,57	680,0 308,57	685,0 310,84	685,0 310,84	685,0 310,84	685,0 310,84	685,0 310,84	685,0 310,84	685,0 310,84
Osterreich	4.290,0 311,77	4.290,0 311,77	4.390,0 319,03	4.390,0 319,03	4.390,0 319,03	4.390,0 319,03	4.430,0 321,94	4.430,0 321,94	4.430,0 321,94	4.430,0 321,94	4.430,0 321,94	4.430,0 321,94	4.430,0 321,94
Suomi Finland	1.654,0 278,18	1.654,0 278,18	1.654,0 278,18	1.654,0 278,18	1.654,0 278,18	1.654,0 278,18	1.654,0 278,18	1.654,0 278,18	1.654,0 278,18	1.654,0 278,18	1.654,0 278,18	1.654,0 278,18	1.654,0 278,18
Sweden	2.210,0 258,77	2.210,0 258,15	2.210,0 259,26	2.210,0 260,56	2.210,0 259,89	2.210,0 257,61	2.210,0 255,89	2.210,0 254,79	2.210,0 254,26	2.210,0 256,43	2.210,0 257,92	2.210,0 252,80	2.210,0 250,26
U-K	205,00 341,49	205,00 344,65	205,00 349,80	205,00 353,90	205,00 347,30	205,00 340,38	205,00 340,72	205,00 342,73	205,00 338,71	205,00 334,24	205,00 337,62	205,00 331,98	205,00 328,38
CEE	301,32	301,66	303,37	306,05	307,87	305,83	308,00	308,47	312,56	307,38	306,98	308,58	308,91

MN / 100 Kg € / 100 Kg	PG4		Lait condensé Gecondenseerde melk			Condensed milk Leche concentrada			Kondensmilch 0402 91 19				
	2-oct	9-oct	16-oct	23-oct	30-oct	6-nov	13-nov	20-nov	27-nov	4-déc	11-déc	18-déc	25-déc
Deutschland	350,0 178,95	350,0 178,95	350,0 178,95	355,0 181,51	355,0 181,51	355,0 181,51	355,0 181,51	355,0 181,51	355,0 181,51	355,0 181,51	355,0 181,51	355,0 181,51	355,0 181,51
Ellas	58.600 172,69	58.600 172,64	58.600 172,64	58.600 172,59	58.600 172,49	58.600 172,34	58.600 172,27	58.600 172,23	58.600 172,12	58.600 172,04	58.600 171,98	58.600 171,97	58.600 171,97
Nederland	389,0 176,52	389,0 176,52	389,0 176,52	389,0 176,52	389,0 176,52	389,0 176,52	389,0 176,52	389,0 176,52	389,0 176,52	389,0 176,52	389,0 176,52	389,0 176,52	389,0 176,52
U-K	158,0 263,20	158,0 265,63	158,0 269,68	158,0 273,45	158,0 272,01	158,0 263,07	158,0 262,37	158,0 264,16	158,0 261,74	158,0 257,61	158,0 261,03	158,0 260,04	158,0 260,04
CEE	206,22	207,03	208,38	210,49	210,01	207,03	206,80	207,40	206,59	219,56	206,35	206,02	181,51

MN / 100 Kg € / 100 Kg	PG5		Lait condensé sucré Gecondens. Melk gesulk.			Sweetened condensed milk Leche concentr. azucarada			Kondensmilch gezuckert 0402 99 19				
	2-oct	9-oct	16-oct	23-oct	30-oct	6-nov	13-nov	20-nov	27-nov	4-déc	11-déc	18-déc	25-déc
Ellas	70.900 208,93	70.900 208,88	70.900 208,88	70.900 208,81	70.900 208,69	70.900 208,51	70.900 208,43	70.900 208,38	70.900 208,25	70.900 208,15	70.900 208,08	70.900 208,07	70.900 208,07
España	35.546 213,64	35.546 213,64	35.546 213,64	35.546 213,64	35.553 213,68	35.553 213,68	35.553 213,68	35.558 213,71	35.558 213,71	35.558 213,71	35.558 213,71	35.558 213,71	35.558 213,71
Nederland	493,0 223,71	493,0 223,71	493,0 223,71	493,0 223,71	493,0 223,71	493,0 223,71	493,0 223,71	493,0 223,71	493,0 223,71	493,0 223,71	493,0 223,71	493,0 223,71	493,0 223,71
U-K	211,0 351,48	211,0 354,73	211,0 360,15	211,0 365,18	211,0 363,25	211,0 361,32	211,0 350,37	211,0 352,77	211,0 349,54	211,0 344,02	211,0 348,59	211,0 347,27	211,0 347,27
CEE	262,94	264,03	265,83	267,51	266,88	262,90	262,59	263,40	262,32	344,02	262,00	261,56	213,71

MN / 100 Kg € / 100 Kg	PG6												
	Beurre			Butter			Markenbutter						
	Boter			Mantequilla							0405 10 19		
	janv-00	févr-00	mars-00	avr-00	mai-00	juin-00	juil-00	août-00	sept-00	oct-00	nov-00	déc-00	2000
Belgique	12.335,0 305,78	11.972,5 297,36	13.536,0 335,55	11.993,8 297,32	12.278,8 304,38	12.634,0 313,19	12.878,8 319,26	13.022,0 322,81	13.150,0 325,98	13.280,0 329,20	13.248,0 328,41	13.196,3 327,13	12.793,8 317,20
Danmark	2.810,00 377,49	2.810,00 377,44	2.810,00 377,32	2.810,00 377,14	2.810,00 376,87	2.810,00 376,63	2.810,00 376,73	2.810,00 376,79	2.810,00 376,56	2.810,00 377,30	2.810,00 376,92	2.810,00 376,74	2.810,00 376,99
Deutschland	639,00 326,72	633,00 317,37	629,00 321,60	628,00 321,09	628,00 321,09	636,40 325,38	663,50 339,24	685,00 350,23	695,00 355,35	695,00 355,35	691,00 353,30	690,00 352,79	659,41 336,63
Ellas	142.325 429,8925	143.750 431,645	144.400 432,46	149.125 444,8525	151.550 450,3575	151.580 450,182	151.500 449,755	151.500 449,186	151.500 447,37	151.500 446,3325	151.500 445,422	151.500 444,655	149.311 443,50917
España	48.702 294,79	48.451 293,70	48.304 290,32	48.273 290,13	48.473 291,33	48.081 288,97	49.537 297,72	50.309 302,37	51.875 311,78	40.225 241,76	52.734 316,94	52.392 314,88	48.946 294,56
France	1.975,00 301,09	1.935,25 295,03	1.925,00 293,46	1.925,50 293,54	1.941,75 296,02	1.982,00 302,16	2.063,75 314,62	2.116,00 322,58	2.148,25 327,50	2.165,00 330,05	2.160,00 329,29	2.147,50 327,38	2.040,42 311,06
Irland	231,00 293,31	230,75 294,29	230,00 292,04	230,00 292,04	230,00 292,04	230,00 12.634,00	230,00 12.878,75	230,00 13.022,00	232,50 13.150,00	240,00 13.280,00	238,00 13.248,00	230,00 13.196,25	231,85 7.739,39
Italia	500.250 258,36	481.225 248,53	478.080 246,91	475.600 245,63	475.600 245,63	479.060 247,42	494.300 255,28	494.800 255,54	511.800 264,32	511.800 264,32	511.800 264,32	511.800 264,32	493.843 255,05
Nederland	661,75 300,57	655,00 297,55	657,00 298,13	662,50 300,63	671,25 304,60	691,00 313,56	712,50 323,32	723,00 328,08	737,50 334,67	740,00 335,80	736,00 333,98	722,50 327,86	697,50 316,56
Osterreich	4.500,00 327,03	4.473,75 318,63	4.465,00 324,48	4.465,00 324,48	4.465,00 324,48	4.465,00 324,48	4.545,00 330,30	4.656,00 338,37	4.742,50 344,65	4.790,00 348,10	4.790,00 348,10	4.790,00 348,10	4.595,60 333,43
Suomi Finland	1.792,86 301,54	1.766,90 297,17	1.757,07 295,52	1.755,61 295,27	1.766,36 297,08	1.786,45 300,46	1.795,11 301,92	1.870,00 314,51	1.860,86 312,98	1.889,33 317,76	1.867,27 314,05	1.853,86 311,80	1.813,47 305,00
Sweden	3.328,50 387,16	3.325,00 390,46	2.866,40 341,22	2.750,00 332,84	2.943,75 358,66	2.750,00 330,19	2.750,00 327,29	2.750,00 327,59	3.325,00 395,17	3.325,00 389,95	3.325,00 385,83	3.325,00 382,68	3.063,64 362,42
U-K	186,00 300,02	177,50 291,94	176,00 288,33	175,25 292,55	171,25 288,00	175,00 278,53	195,00 312,89	195,00 320,72	196,50 323,26	196,50 333,04	192,00 320,30	186,00 302,19	185,17 304,31
CEE	320,31	310,57	318,80	312,35	312,30	321,17	320,04	325,24	331,29	329,56	331,46	324,48	321,46

MN / 100 Kg € / 100 Kg	PG7												
	Butteroil			Butterool			Boterolie						
	0405 10 90												
	janv-00	févr-00	mars-00	avr-00	mai-00	juin-00	juil-00	août-00	sept-00	oct-00	nov-00	déc-00	2000
Irland	285,00 361,88	284,75 361,56	284,00 360,61	284,00 360,61	284,00 360,61	284,00 360,61	284,00 360,61	284,00 360,61	284,00 360,61	289,00 366,96	292,60 371,52	283,00 359,34	285,20 362,13
U-K	257,00 414,91	251,75 409,72	245,00 401,37	239,00 399,87	243,50 408,29	246,00 391,51	258,75 415,16	259,00 425,98	256,00 421,14	256,00 433,91	254,40 424,39	254,00 412,67	251,70 413,24

MN / 100 Kg € / 100 Kg	PG8												
	Emmental			Emmenthal			Emmentaler						
	0406 90 13												
ex PG 7	janv-00	févr-00	mars-00	avr-00	mai-00	juin-00	juil-00	août-00	sept-00	oct-00	nov-00	déc-00	2000
Deutschland	780,00 398,81	782,25 399,96	783,00 400,34	780,75 399,19	781,50 399,58	783,00 400,34	784,50 401,11	795,00 406,48	800,00 409,03	801,25 409,67	806,80 412,51	811,75 415,04	790,82 404,34
España	107.200 644,28	107.200 644,28	107.200 644,28	107.200 644,28	107.910 648,56	108.145 649,96	108.143 649,95	108.143 649,95	108.143 649,95	108.143 649,95	107.954 648,82	107.828 648,06	107.767 647,69
France	3.006,0 458,26	3.015,0 459,63	2.995,0 456,58	3.003,3 457,84	2.999,0 457,19	3.029,4 461,83	3.012,0 459,18	2.924,0 445,76	2.989,0 455,67	3.000,0 457,35	3.031,0 462,07	3.074,0 468,63	3.006,5 458,33
Osterreich	4.800,0 348,83	4.800,0 348,83	4.800,0 348,83	4.800,0 348,83	4.800,0 348,83	4.800,0 348,83	4.800,0 348,83	4.800,0 348,83	4.800,0 348,83	4.800,0 348,83	4.800,0 348,83	4.800,0 348,83	4.800,0 348,83
Suomi Finland	2.170,2 365,00	2.133,3 358,80	2.077,6 349,42	2.098,8 352,99	2.183,7 367,27	2.167,7 364,58	2.162,8 363,75	2.200,3 370,06	2.147,9 361,26	2.064,3 347,19	2.124,2 357,27	2.203,6 370,62	2.144,5 360,68
CEE	443,04	442,30	439,90	440,63	450,14	449,95	421,74	458,58	432,27	441,63	442,60	442,19	442,08

MN / 100 Kg	PG6		Beurre			Butter			Markenbutter				
	€ / 100 Kg		Boter			Mantequilla			0405 10 19				
	2-oct	9-oct	16-oct	23-oct	30-oct	6-nov	13-nov	20-nov	27-nov	4-déc	11-déc	18-déc	25-déc
Belgique	13.270,0 328,95	13.285,0 329,33	13.285,0 329,33	13.280,0 329,20	13.240,0 328,21	13.265,0 328,83	13.260,0 328,71	13.210,0 327,47	13.265,0 328,83	13.230,0 327,96	13.200,0 327,22	13.200,0 327,22	13.155,0 326,10
Danmark	2.810,00 377,02	2.810,00 377,22	2.810,00 377,46	2.810,00 377,50	2.810,00 377,39	2.810,00 376,99	2.810,00 376,73	2.810,00 376,67	2.810,00 376,80	2.810,00 376,96	2.810,00 376,93	2.810,00 376,57	2.810,00 376,48
Deutschland	695,00 355,35	695,00 355,35	695,00 355,35	695,00 355,35	695,00 355,35	690,00 352,79	690,00 352,79	690,00 352,79	690,00 352,79	690,00 352,79	690,00 352,79	690,00 352,79	690,00 352,79
Ellas	151.500 446,45	151.500 446,34	151.500 446,34	151.500 446,20	151.500 445,93	151.500 445,55	151.500 445,38	151.500 445,27	151.500 444,98	151.500 444,77	151.500 444,63	151.500 444,61	151.500 444,61
España	51.500 309,52	52.500 315,53	5.150 30,95	51.750 311,02	53.038 318,76	52.533 315,73	52.700 316,73	52.700 316,73	52.700 316,73	52.700 316,73	53.033 318,73	51.918 312,03	51.918 312,03
France	2.155,00 328,53	2.170,00 330,81	2.170,00 330,81	2.165,00 330,05	2.165,00 330,05	2.165,00 330,05	2.160,00 329,29	2.155,00 328,53	2.155,00 328,53	2.155,00 328,53	2.145,00 327,00	2.145,00 327,00	2.145,00 327,00
Ireland	240,00 13.270,00	240,00 13.285,00	240,00 13.285,00	240,00 13.280,00	240,00 13.240,00	240,00 13.265,00	240,00 13.260,00	240,00 13.210,00	240,00 13.265,00	230,00 13.230,00	230,00 13.200,00	230,00 13.200,00	230,00 13.155,00
Italia	511.800 264,32	511.800 264,32	511.800 264,32	511.800 264,32	511.800 264,32	511.800 264,32	511.800 264,32	511.800 264,32	511.800 264,32	511.800 264,32	511.800 264,32	511.800 264,32	511.800 264,32
Nederland	740,00 335,80	740,00 335,80	740,00 335,80	740,00 335,80	740,00 335,80	740,00 335,80	740,00 335,80	730,00 331,26	730,00 331,26	730,00 331,26	730,00 331,26	715,00 324,45	715,00 324,45
Osterreich	4.790,00 348,10	4.790,00 348,10	4.790,00 348,10	4.790,00 348,10	4.790,00 348,10	4.790,00 348,10	4.790,00 348,10	4.790,00 348,10	4.790,00 348,10	4.790,00 348,10	4.790,00 348,10	4.790,00 348,10	4.790,00 348,10
Suomi Finland	1.908,88 321,05	1.812,67 304,87	1.936,88 325,76	1.898,89 319,37	1.857,86 312,47	1.824,86 306,92	1.887,89 317,52	1.881,88 316,51	1.883,85 316,84	1.856,85 312,30	1.819,87 306,08	1.880,87 316,34	1.857,86 312,47
Sweden	3.325,00 389,33	3.325,00 388,39	3.325,00 390,06	3.325,00 392,02	3.325,00 391,02	3.325,00 387,58	3.325,00 384,69	3.325,00 383,33	3.325,00 382,54	3.325,00 385,80	3.325,00 388,05	3.325,00 380,34	3.325,00 376,53
U-K	197,00 328,16	197,00 331,20	197,00 336,15	195,00 336,64	195,00 330,36	195,00 323,78	192,00 319,11	189,00 315,98	189,00 312,28	186,00 303,26	186,00 306,33	186,00 301,21	186,00 297,95
CEE	333,72	333,29	314,97	336,27	334,66	332,47	332,93	331,88	325,36	331,30	320,30	322,39	323,92

MN / 100 Kg	PG7		Butteroli			Butteroeel			Boterolie				
	€ / 100 Kg		0405 10 90										
	2-oct	9-oct	16-oct	23-oct	30-oct	6-nov	13-nov	20-nov	27-nov	4-déc	11-déc	18-déc	25-déc
Ireland	283,00 359,34	283,00 359,34	295,00 374,57	295,00 374,57	295,00 374,57	295,00 374,57	295,00 374,57	295,00 374,57	283,00 359,34	283,00 359,34	283,00 359,34	283,00 359,34	283,00 359,34
U-K	256,00 426,45	256,00 430,39	256,00 436,83	256,00 441,95	256,00 433,70	254,00 421,74	254,00 422,16	254,00 424,66	254,00 419,68	254,00 414,13	254,00 418,32	254,00 411,34	254,00 406,88

MN / 100 Kg	PG8		Emmental			Emmenthal			Emmentaler				
	€ / 100 Kg		0406 90 13										
ex PG 7	2-oct	9-oct	16-oct	23-oct	30-oct	6-nov	13-nov	20-nov	27-nov	4-déc	11-déc	18-déc	25-déc
Deutschland	800,00 409,03	800,00 409,03	800,00 409,03	805,00 411,59	805,00 411,59	805,00 411,59	808,00 413,12	808,00 413,12	808,00 413,12	808,00 413,12	813,00 415,68	813,00 415,68	813,00 415,68
España	108.143 649,95	108.143 649,95	108.143 649,95	108.143 649,95	108.143 649,95	108.143 649,95	107.828 648,06	107.828 648,06	107.828 648,06	107.828 648,06	107.828 648,06	107.828 648,06	107.828 648,06
France	3.000,0 457,35	3.000,0 457,35	3.000,0 457,35	3.000,0 457,35	3.031,0 462,07	3.031,0 462,07	3.031,0 462,07	3.031,0 462,07	3.031,0 462,07	3.074,0 468,63	3.074,0 468,63	3.074,0 468,63	3.074,0 468,63
Osterreich	4.800,0 348,83	4.800,0 348,83	4.800,0 348,83	4.800,0 348,83	4.800,0 348,83	4.800,0 348,83	4.800,0 348,83	4.800,0 348,83	4.800,0 348,83	4.800,0 348,83	4.800,0 348,83	4.800,0 348,83	4.800,0 348,83
Suomi Finland	2.033,6 342,03	2.064,7 347,25	2.126,6 357,67	2.032,2 341,79	2.159,6 363,22	2.135,1 359,09	2.093,4 352,09	2.146,2 360,97	2.086,9 350,99	2.128,8 358,03	2.114,7 355,67	2.167,8 364,59	2.403,2 404,19
CEE	441,44	442,48	444,57	438,04	447,13	442,37	440,53	442,75	440,25	397,15	473,14	444,29	454,19

MN / 100 Kg	PG9		Bleu d'auvergne			Blue-veined cheese			Danablu 50 %				
	Gorgonzola												0406 40 90
€ / 100 Kg	janv-00	févr-00	mars-00	avr-00	mai-00	juin-00	juil-00	août-00	sept-00	oct-00	nov-00	déc-00	2000
ex PG 8													
Danmark	3.350,00 450,02	3.350,00 449,97	3.350,00 449,82	3.350,00 449,62	3.350,00 449,29	3.350,00 449,01	3.350,00 449,13	3.350,00 449,19	3.350,00 448,92	3.350,00 449,81	3.350,00 449,35	3.350,00 449,13	3.350,00 449,44
France	-	-	-	-	-	-	-	-	-	-	-	-	-
Italia	605.000 312,46	597.500 308,58	595.000 307,29	585.000 302,13	575.000 296,96	567.000 292,83	570.000 294,38	575.000 296,96	602.500 311,17	605.000 312,46	605.000 312,46	605.000 312,46	590.583 305,01
Osterreich	6.550,00 476,01	6.550,00 476,01	6.550,00 476,01	6.550,00 476,01	6.550,00 476,01	6.550,00 476,01	6.550,00 476,01	6.550,00 476,01	6.550,00 476,01	6.550,00 476,01	6.550,00 476,01	6.550,00 476,01	6.550,00 476,01
Sweden	6.672,8 776,14	6.545,8 768,73	6.458,4 768,84	6.621,3 801,41	6.605,8 804,86	6.494,6 779,85	6.532,3 777,41	6.707,4 799,00	6.596,5 783,95	6.715,3 787,55	6.687,0 775,96	6.688,5 769,71	6.610,5 782,78
U-K	499,00 805,60	499,00 812,13	499,00 817,48	499,00 834,88	499,00 836,84	499,00 794,16	499,00 800,67	499,00 820,71	499,00 820,89	499,00 845,77	499,00 832,40	499,00 810,71	499,00 819,35
CEE	610,81	563,08	566,30	620,41	622,35	570,33	589,31	655,47	600,10	656,10	646,49	700,67	616,78

	janv-00	févr-00	mars-00	avr-00	mai-00	juin-00	juil-00	août-00	sept-00	oct-00	nov-00	déc-00	2000
Danmark													
Esrom 45 %	3.075,00 413,08	3.075,00 413,03	3.075,00 412,90	3.075,00 412,70	3.075,00 412,41	3.075,00 412,15	3.075,00 412,26	3.075,00 412,32	3.075,00 412,07	3.075,00 412,88	3.075,00 412,46	3.075,00 412,26	3.075,00 412,54
Italia													
Grana padano	1.175.775 607,2375	1.128.300 582,72	1.130.640 583,928	1.127.450 582,28	1.122.500 579,72	1.119.320 578,08	1.118.300 577,555	1.121.320 579,112	1.154.125 596,055	1.158.300 598,21	1.158.300 598,21	1.158.300 598,21	1.139.386 588,44313
Parmigiano	1.542.500 796,635	1.505.575 777,5675	1.508.500 779,076	1.498.750 774,04	1.475.275 761,9175	1.457.700 752,838	1.471.525 759,9775	1.482.460 765,622	1.560.575 805,9675	1.561.200 806,29	1.561.200 806,29	1.561.200 806,29	1.515.538 782,70925
Pecorino (romano-s)	-	-	-	-	-	-	-	-	-	-	-	-	-
Pecorino	1.141.250 589,41	1.040.000 537,12	1.060.000 547,448	1.040.000 537,12	1.040.000 537,12	1.040.000 537,12	1.052.500 543,575	1.068.500 551,836	1.200.625 620,0725	1.240.000 640,41	1.240.000 640,41	1.240.000 640,41	1.116.906 576,83763
Provolone	965.000 498,38	965.000 498,38	965.000 498,38	963.300 497,5	961.600 496,62	961.600 496,62	961.600 496,62	961.600 496,62	972.850 502,4325	976.600 504,37	976.600 504,37	976.600 504,37	967.279 499,55521
Asiago	1.105.000 570,68	1.120.000 578,4275	1.125.000 581,01	1.125.000 581,01	1.125.000 581,01	1.125.000 581,01	1.125.000 581,01	1.125.000 581,01	1.139.750 588,6325	1.155.000 596,51	1.155.000 596,51	1.155.000 596,51	1.131.646 584,44417
Mozzarella	742.500 383,47	757.500 391,22	748.500 386,57	757.500 391,22	757.500 391,22	757.500 391,22	757.500 391,22	757.500 391,22	864.375 446,42	777.500 401,55	777.500 401,55	777.500 401,55	769.406 397,37
Italico	712.500 367,98	-	-	-	-	-	-	-	-	-	-	-	712.500 367,98
Ricotta salata	441.250 227,88	451.250 233,05	443.500 229,05	412.500 213,04	412.500 213,04	418.500 216,14	427.500 220,79	428.500 221,31	415.625 214,66	432.500 223,37	432.500 223,37	432.500 223,37	429.052 221,59
Eilas													
Kaaseri	209.200 631,89	209.200 628,18	209.200 626,53	209.200 624,07	209.200 621,67	209.200 621,31	209.200 621,05	209.200 620,27	209.200 617,75	209.200 616,32	209.200 615,07	209.200 614,01	209.200 621,51
Feta	141.450 427,25	141.950 426,24	143.680 430,30	146.025 435,61	145.500 432,38	145.580 432,36	145.500 431,94	145.500 431,40	145.500 429,65	145.500 428,66	145.500 427,78	145.500 427,05	144.765 430,05
España													
Mancheño	171.275 1.029,38	171.385 1.030,04	171.385 1.030,04	171.385 1.030,04	171.385 1.030,04	171.381 1.030,02	171.379 1.030,01	171.379 1.030,01	171.318 1.029,64	171.256 1.029,27	171.256 1.029,27	171.256 1.029,27	171.337 1.029,75

MN / 100 Kg	PG9				Bleu d'auvergne			Blue-veined cheese			Danablu 50 %			
€ / 100 Kg	Gorgonzola												0406 40 90	
ex PG 8	2-oct	9-oct	16-oct	23-oct	30-oct	6-nov	13-nov	20-nov	27-nov	4-déc	11-déc	18-déc	25-déc	
Danmark	3.350,0 449,47	3.350,0 449,71	3.350,0 449,99	3.350,0 450,05	3.350,0 449,92	3.350,0 449,43	3.350,0 449,12	3.350,0 449,05	3.350,0 449,21	3.350,0 449,40	3.350,0 449,37	3.350,0 448,93	3.350,0 448,82	
France	-	-	-	-	-	-	-	-	-	-	-	-	-	
Italia	605.000 312,46	605.000 312,46	605.000 312,46	605.000 312,46	605.000 312,46	605.000 312,46	605.000 312,46	605.000 312,46	605.000 312,46	605.000 312,46	605.000 312,46	605.000 312,46	605.000 312,46	
Osterreich	6.550,00 476,01	6.550,00 476,01	6.550,00 476,01	6.550,00 476,01	6.550,00 476,01	6.550,00 476,01	6.550,00 476,01	6.550,00 476,01	6.550,00 476,01	6.550,00 476,01	6.550,00 476,01	6.550,00 476,01	6.550,00 476,01	
Sweden	6.732,0 788,26	6.713,0 784,13	6.718,0 788,10	6.698,0 789,70	6.737,0 792,27	6.602,0 769,56	6.773,0 783,60	6.650,0 766,66	6.673,0 767,72	6.658,0 772,54	6.616,0 772,14	6.692,0 765,48	6.788,0 768,69	
U-K	499,00 831,24	499,00 838,92	499,00 851,47	499,00 861,45	499,00 845,37	499,00 828,53	499,00 829,36	499,00 834,27	499,00 824,48	499,00 813,59	499,00 821,82	499,00 808,10	499,00 799,33	
CEE	636,24	637,19	641,47	709,50	644,55	631,66	634,58	631,56	690,10	687,12	798,10	690,10	627,36	

	2-oct	9-oct	16-oct	23-oct	30-oct	6-nov	13-nov	20-nov	27-nov	4-déc	11-déc	18-déc	25-déc
Danmark													
Esrom 45 %	3.075,00 412,57	3.075,00 412,80	3.075,00 413,05	3.075,00 413,10	3.075,00 412,99	3.075,00 412,54	3.075,00 412,26	3.075,00 412,19	3.075,00 412,33	3.075,00 412,51	3.075,00 412,48	3.075,00 412,08	3.075,00 411,98
Italia													
Grana padano	1.158.300 598,21	1.158.300 598,21	1.158.300 598,21	1.158.300 598,21	1.158.300 598,21	1.158.300 598,21	1.158.300 598,21	1.158.300 598,21	1.158.300 598,21	1.158.300 598,21	1.158.300 598,21	1.158.300 598,21	1.158.300 598,21
Parmigiano	1.561.200 806,29	1.561.200 806,29	1.561.200 806,29	1.561.200 806,29	1.561.200 806,29	1.561.200 806,29	1.561.200 806,29	1.561.200 806,29	1.561.200 806,29	1.561.200 806,29	1.561.200 806,29	1.561.200 806,29	1.561.200 806,29
Pecorino (romano-s)	-	-	-	-	-	-	-	-	-	-	-	-	-
Pecorino	1.240.000 640,41	1.240.000 640,41	1.240.000 640,41	1.240.000 640,41	1.240.000 640,41	1.240.000 640,41	1.240.000 640,41	1.240.000 640,41	1.240.000 640,41	1.240.000 640,41	1.240.000 640,41	1.240.000 640,41	1.240.000 640,41
Provolone	976.600 504,37	976.600 504,37	976.600 504,37	976.600 504,37	976.600 504,37	976.600 504,37	976.600 504,37	976.600 504,37	976.600 504,37	976.600 504,37	976.600 504,37	976.600 504,37	976.600 504,37
Asiago	1.155.000 596,51	1.155.000 596,51	1.155.000 596,51	1.155.000 596,51	1.155.000 596,51	1.155.000 596,51	1.155.000 596,51	1.155.000 596,51	1.155.000 596,51	1.155.000 596,51	1.155.000 596,51	1.155.000 596,51	1.155.000 596,51
Mozzarella	777.500 401,55	777.500 401,55	777.500 401,55	777.500 401,55	777.500 401,55	777.500 401,55	777.500 401,55	777.500 401,55	777.500 401,55	777.500 401,55	777.500 401,55	777.500 401,55	777.500 401,55
Italico	-	-	-	-	-	-	-	-	-	-	-	-	-
Ricotta salata	432.500 223,37	432.500 223,37	432.500 223,37	432.500 223,37	432.500 223,37	432.500 223,37	432.500 223,37	432.500 223,37	432.500 223,37	432.500 223,37	432.500 223,37	432.500 223,37	432.500 223,37
Eilas													
Kasseri	209.200 616,49	209.200 616,33	209.200 616,33	209.200 616,13	209.200 615,77	209.200 615,24	209.200 615,01	209.200 614,85	209.200 614,46	209.200 614,17	209.200 613,97	209.200 613,94	209.200 613,94
Feta	145.500 428,77	145.500 428,66	145.500 428,66	145.500 428,53	145.500 428,27	145.500 427,90	145.500 427,74	145.500 427,63	145.500 427,36	145.500 427,16	145.500 427,02	145.500 427,00	145.500 427,00
España													
Manchego	171.256 1.029,27	171.256 1.029,27	171.256 1.029,27	171.256 1.029,27	171.256 1.029,27	171.256 1.029,27	171.256 1.029,27	171.256 1.029,27	171.256 1.029,27	171.256 1.029,27	171.256 1.029,27	171.256 1.029,27	171.256 1.029,27

	PG16			Cheddar				0406 90 21					
	janv-00	févr-00	mars-00	avr-00	mai-00	juin-00	juil-00	août-00	sept-00	oct-00	nov-00	déc-00	2000
Belgique	11.885,0 294,62	11.927,5 295,67	12.008,0 297,67	12.057,5 298,90	12.387,5 307,08	12.660,0 313,83	12.868,8 319,01	13.290,0 329,45	13 600,0 337,14	13 700,0 339,61	13.955,0 345,93	14.350,0 355,73	12.890,8 319,55
Irlande	234,50 297,76	238,00 302,20	233,80 296,87	235,75 299,34	232,50 295,22	227,00 288,23	229,00 290,77	237,40 301,44	240,75 305,69	246,50 312,99	250,80 318,45	257,75 327,27	238,65 303,02
Nederland	-	-	-	-	-	-	-	-	-	-	-	-	-
Sweden	4.655,25 541,55	4.800,50 563,77	4.801,40 571,67	4.739,50 573,64	4.792,75 583,88	4.794,00 575,62	4.722,75 562,05	4.871,60 580,32	5.006,50 595,04	4.930,00 578,21	5 154,80 598,07	5 091,00 585,98	4.863,34 575,82
U-K	330,00 532,76	330,00 537,08	330,00 540,62	330,00 552,13	330,00 553,42	330,00 525,19	330,00 529,51	330,00 542,75	330,00 542,87	330,00 559,33	330,00 550,49	330,00 536,14	330,00 541,86
CEE	416,51	424,68	417,16	430,58	426,50	399,31	425,36	438,62	445,35	447,60	453,91	446,04	430,97

	PG19			Gouda				0406 90 78					
	janv-00	févr-00	mars-00	avr-00	mai-00	juin-00	juil-00	août-00	sept-00	oct-00	nov-00	déc-00	2000
Belgique	12.766,3 316,47	12.811,3 317,58	12.892,0 319,58	12.957,5 321,21	13.106,3 324,90	13.173,0 326,55	13.040,0 323,25	13.046,0 323,40	13.272,5 329,02	13.390,0 331,93	13 214,0 327,57	13 675,0 338,99	13.112,0 325,04
Deutschland	578,00 295,53	578,00 295,53	585,00 299,11	585,00 299,11	599,75 306,65	603,00 308,31	621,75 317,90	628,00 321,09	653,00 333,87	653,00 333,87	665,00 340,01	668,00 341,54	618,13 316,04
Nederland	620,00 281,34	628,00 284,97	628,00 284,97	628,00 284,97	642,00 291,33	642,00 291,33	643,00 291,78	658,00 298,59	658,00 298,59	674,00 305,85	674,00 305,85	674,00 305,85	647,42 293,79
Osterreich	4.500,00 327,03	4.500,00 327,03	4.500,00 327,03	4.500,00 327,03	4.475,00 325,21	4 240,00 308,13	4.200,00 305,23	4.200,00 305,23	4 200,00 305,23	4 200,00 305,23	4 200,00 305,23	4.200,00 305,23	4 326,25 314,40
Sweden	3 277,50 381,15	3.018,25 354,49	2.943,40 350,42	2.942,00 356,08	2.966,50 361,45	2.939,00 352,88	2.939,00 349,78	2.939,00 350,10	2.969,75 352,96	2 939,00 344,68	3 208,40 372,44	2 939,00 338,26	3.001,73 355,39
CEE	320,22	315,92	322,22	323,13	321,71	316,33	314,17	321,83	330,32	324,30	336,38	332,62	323,26

	PG20			Edam				0406 90 20					
	janv-00	févr-00	mars-00	avr-00	mai-00	juin-00	juil-00	août-00	sept-00	oct-00	nov-00	déc-00	2000
Deutschland	575,00 293,99	575,00 293,99	575,00 319,86	575,00 293,99	575,00 293,99	587,00 300,13	613,75 313,81	620,00 317,03	638,00 326,20	638,00 326,20	656,00 335,41	663,00 338,99	607,56 312,80
España	91 988 552,86	91.574 550,37	91.576 422,41	91.578 550,39	90.327 542,87	89.909 540,36	89.909 540,36	89 907 540,36	89.745 539,38	89.583 538,41	89.584 538,41	89.584 538,41	90.439 532,88
Nederland	-	-	-	-	-	-	-	-	-	-	-	-	-
Osterreich	4.500,00 327,03	4.500,00 327,03	4.500,00 333,07	4.500,00 327,03	4.475,00 325,21	4.240,00 308,13	4 200,00 305,23	4.200,00 305,23	4 200,00 305,23	4.200,00 305,23	4.200,00 305,23	4 200,00 305,23	4 326,25 314,91
Suomi Finland	2.069,61 348,09	1 890,00 317,88	1.942,66 326,73	2.014,80 338,87	2.144,57 360,69	2.241,40 376,98	2.240,49 376,82	2.214,24 372,43	2.169,38 364,86	2.230,47 375,14	2 212,00 372,03	2 238,24 376,45	2.133,99 358,91
Sweden	3.399,75 395,46	3 432,75 403,11	3.402,60 405,10	3.414,75 413,31	3.405,00 414,87	3.389,80 407,01	3.434,50 408,75	3.428,00 408,36	3.382,00 401,96	3.397,50 398,46	3 422,20 397,10	3.341,25 384,63	3.404,18 403,17
CEE	372,70	381,81	351,94	384,65	391,69	390,65	380,62	401,26	378,12	388,67	389,69	385,24	383,09

MN / 100 Kg € / 100 Kg	PG16			Cheddar				0406 90 21					
	2-oct	9-oct	16-oct	23-oct	30-oct	6-nov	13-nov	20-nov	27-nov	4-déc	11-déc	18-déc	25-déc
Belgique	13.700,0 339,61	13.700,0 339,61	13.700,0 339,61	13.700,0 339,61	13.725,0 340,23	13.950,0 345,81	14 100,0 349,53	13 900,0 344,57	14 100,0 349,53	14 100,0 349,53	14 400,0 356,97	14 400,0 356,97	14 500,0 359,45
Irlande	245,00 311,09	245,00 311,09	245,00 311,09	251,00 318,70	253,00 321,24	248,00 314,90	249,00 316,16	253,00 321,24	251,00 318,70	256,00 325,05	257,00 326,32	259,00 328,86	259,00 328,86
Nederland	-	-	-	-	-	-	-	-	-	-	-	-	-
Sweden	4.942,00 578,67	4.802,00 560,91	4.966,00 582,57	5.010,00 590,68	5.018,00 590,11	4.994,00 582,12	5.359,00 620,01	5.223,00 602,15	5.180,00 595,95	5.127,00 594,89	5.122,00 597,78	5 079,00 580,97	5 036,00 570,29
U-K	330,00 549,72	330,00 554,80	330,00 563,10	330,00 569,70	330,00 559,07	330,00 547,93	330,00 548,47	330,00 551,72	330,00 545,25	330,00 538,05	330,00 543,49	330,00 534,41	330,00 528,62
CEE	444,77	441,61	449,15	454,88	455,09	448,21	458,61	454,97	452,70	451,73	456,50	453,92	422,01

MN / 100 Kg € / 100 Kg	PG19			Gouda				0406 90 78					
	2-oct	9-oct	16-oct	23-oct	30-oct	6-nov	13-nov	20-nov	27-nov	4-déc	11-déc	18-déc	25-déc
Belgique	13.390,0 331,93	13.390,0 331,93	13.390,0 331,93	13.390,0 331,93	13.190,0 326,97	13.240,0 328,21	13.240,0 328,21	13 000,0 322,28	13.400,0 332,18	13 400,0 332,18	13 750,0 340,85	13 750,0 340,85	13 800,0 342,09
Deutschland	653,00 333,87	653,00 333,87	653,00 333,87	653,00 333,87	653,00 333,87	668,00 341,54	668,00 341,54	668,00 341,54	668,00 341,54	668,00 341,54	668,00 341,54	668,00 341,54	668,00 341,54
Nederland	674,00 305,85	674,00 305,85	674,00 305,85	674,00 305,85	674,00 305,85	674,00 305,85	674,00 305,85	674,00 305,85	674,00 305,85	674,00 305,85	674,00 305,85	674,00 305,85	674,00 305,85
Osterreich	4.200,00 305,23	4.200,00 305,23	4.200,00 305,23	4.200,00 305,23	4.200,00 305,23	4 200,00 305,23	4.200,00 305,23	4.200,00 305,23	4.200,00 305,23	4 200,00 305,23	4 200,00 305,23	4 200,00 305,23	4 200,00 305,23
Sweden	2.939,00 344,13	2.939,00 343,30	2.939,00 344,78	2.939,00 346,51	2.939,00 345,62	4.286,00 499,59	2.939,00 340,03	2 939,00 338,83	2.939,00 338,13	2 939,00 341,02	2 939,00 343,00	2 939,00 336,18	2 939,00 332,82
CEE	324,20	324,04	324,34	324,61	328,02	368,76	328,86	326,99	329,26	329,91	341,75	329,21	329,62

MN / 100 Kg € / 100 Kg	PG20			Edam				0406 90 20					
	2-oct	9-oct	16-oct	23-oct	30-oct	6-nov	13-nov	20-nov	27-nov	4-déc	11-déc	18-déc	25-déc
Deutschland	638,00 326,20	638,00 326,20	638,00 326,20	638,00 326,20	638,00 326,20	653,00 333,87	663,00 338,99	663,00 338,99	663,00 338,99	663,00 338,99	663,00 338,99	663,00 338,99	663,00 338,99
España	89.582 538,40	89.582 538,40	89.584 538,41	89.584 538,41	89.584 538,41	89.584 538,41	89.584 538,41	89.584 538,41	89.584 538,41	89.584 538,41	89.584 538,41	89.584 538,41	89.584 538,41
Nederland	-	-	-	-	-	-	-	-	-	-	-	-	-
Osterreich	4.200,00 305,23	4.200,00 305,23	4.200,00 305,23	4.200,00 305,23	4.200,00 305,23	4.200,00 305,23	4.200,00 305,23	4.200,00 305,23	4.200,00 305,23	4 200,00 305,23	4 200,00 305,23	4 200,00 305,23	4 200,00 305,23
Suomi Finland	2 228,94 374,88	2.246,53 377,84	2.210,03 371,70	2.236,37 376,13	2.088,97 351,34	2.225,25 374,26	2.239,34 376,63	2 225,67 374,33	2.280,78 383,60	2.216,98 372,87	2.285,36 384,37	2 220,55 373,47	2.230,06 375,07
Sweden	3.362,00 393,66	3.391,00 396,10	3.421,00 401,33	3.416,00 402,75	3.392,00 398,90	3 412,00 397,72	3.453,00 399,50	3.435,00 396,01	3.419,00 393,35	3 383,00 392,53	3 358,00 391,90	3 451,00 394,75	3 173,00 359,32
CEE	387,68	388,76	388,58	389,66	384,11	389,97	391,85	390,62	391,91	352,31	413,38	390,95	384,34

MN / 100 Kg € / 100 Kg	PG21				Dambo, Samsø, Svenbo				0406 90 76 D				
	janv-00	févr-00	mars-00	avr-00	mai-00	juin-00	juil-00	août-00	sept-00	oct-00	nov-00	déc-00	2000
Danmark	2.735,00 367,41	2.735,00 367,36	2.735,00 367,25	2.735,00 367,07	2.735,00 366,81	2.735,00 366,58	2.735,00 366,68	2.735,00 366,73	2.735,00 366,50	2.735,00 367,23	2.735,00 366,85	2.735,00 366,68	2.735,00 366,93
Osterreich	5.000,00 363,36	5.000,00 363,36	5.000,00 363,36	5.000,00 363,36	5.000,00 363,36	5.000,00 363,36	5.000,00 363,36	5.000,00 363,36	5.000,00 363,36	5.000,00 363,36	5.000,00 363,36	5.000,00 363,36	5.000,00 363,36

MN / 100 Kg € / 100 Kg	PG24				Havarti, tilsit				0406 90 76 H				
	janv-00	févr-00	mars-00	avr-00	mai-00	juin-00	juil-00	août-00	sept-00	oct-00	nov-00	déc-00	2000
Danmark	2.735,00 367,41	2.735,00 367,36	2.735,00 367,25	2.735,00 367,07	2.735,00 366,81	2.735,00 366,58	2.735,00 366,68	2.735,00 366,73	2.735,00 366,50	2.735,00 367,23	2.735,00 366,85	2.735,00 366,68	2.735,00 366,93
Deutschland	674,00 344,62	678,00 346,66	678,00 346,66	678,00 346,66	678,00 346,66	678,00 346,66	693,00 354,33	698,00 356,88	720,00 368,13	720,00 368,13	732,00 374,27	735,00 375,80	696,83 356,29
Suomi Finland	2.652,80 446,17	2.676,54 450,16	2.685,26 451,63	2.687,87 452,07	2.707,45 455,36	2.712,98 456,29	2.704,07 454,79	2.690,62 452,53	2.672,26 449,44	2.663,33 447,94	2.679,34 450,63	2.674,55 449,83	2.683,92 451,40
Sweden	-	-	-	-	-	-	-	-	-	-	-	-	-

MN / 100 Kg € / 100 Kg	PG25				Butterkase				0406 90 27				
	janv-00	févr-00	mars-00	avr-00	mai-00	juin-00	juil-00	août-00	sept-00	oct-00	nov-00	déc-00	2000
Deutschland	627,50 320,84	635,00 324,67	635,00 324,67	635,00 324,67	635,00 324,67	635,00 324,67	648,75 331,70	660,00 337,45	683,00 349,22	688,00 351,77	700,00 357,91	703,00 359,44	657,10 335,97
Osterreich	5.550,00 403,33	5.550,00 403,33	5.550,00 403,33	5.550,00 403,33	5.550,00 403,33	5.550,00 403,33	5.550,00 403,33	5.550,00 403,33	5.550,00 403,33	5.550,00 403,33	5.540,00 402,60	5.550,00 403,33	5.549,17 403,27

MN / 100 Kg € / 100 Kg	PG32				Lactose				Latosa				Lattosio			
	janv-00	févr-00	mars-00	avr-00	mai-00	juin-00	juil-00	août-00	sept-00	oct-00	nov-00	déc-00	2000			
ex PG 12																
France	297,75 45,39	302,75 46,15	300,00 45,73	300,00 45,73	300,00 45,73	300,00 45,73	300,00 45,73	300,00 45,73	300,00 45,73	300,00 45,73	300,00 45,73	300,00 45,73	300,04 45,74			
Ireland	-	-	-	-	-	-	-	-	-	-	-	-	-			
Nederland	141,25 64,10	145,00 65,80	145,00 65,80	145,00 65,80	145,00 65,80	145,00 65,80	145,00 65,80	145,00 65,80	145,00 65,80	145,00 65,80	145,00 65,80	148,75 67,50	145,00 65,80			
Suomi Finland	418,00 70,30	351,50 59,12	438,80 73,80	426,00 71,65	491,00 82,58	491,00 82,58	491,00 82,58	491,00 82,58	491,00 82,58	491,00 82,58	491,00 82,58	242,75 40,83	442,84 74,48			
U-K	35,00 56,51	38,75 63,08	41,60 68,14	40,00 66,93	40,00 67,08	40,00 63,66	40,00 64,18	40,00 65,79	40,00 65,80	40,00 67,80	40,00 66,73	41,25 67,03	39,72 65,23			
CEE	63,76	58,54	69,25	67,37	70,53	70,63	69,36	68,08	65,82	68,19	67,51	65,24	67,02			

MN / 100 Kg € / 100 Kg		PG21		Dambo, Samso, Svenbo						0406 90 76 D				
		2-oct	9-oct	16-oct	23-oct	30-oct	6-nov	13-nov	20-nov	27-nov	4-déc	11-déc	18-déc	25-déc
Danmark		2.735,00 366,95	2.735,00 367,15	2.735,00 367,38	2.735,00 367,43	2.735,00 367,32	2.735,00 366,93	2.735,00 366,67	2.735,00 366,61	2.735,00 366,74	2.735,00 366,90	2.735,00 366,87	2.735,00 366,52	2.735,00 366,43
Osterreich		5.000,00 363,36	5.000,00 363,36	5.000,00 363,36	5.000,00 363,36	5.000,00 363,36	5.000,00 363,36	5.000,00 363,36	5.000,00 363,36	5.000,00 363,36	5.000,00 363,36	5.000,00 363,36	5.000,00 363,36	5.000,00 363,36

MN / 100 Kg € / 100 Kg		PG24		Havarti, tilsit						0406 90 76 H				
		2-oct	9-oct	16-oct	23-oct	30-oct	6-nov	13-nov	20-nov	27-nov	4-déc	11-déc	18-déc	25-déc
Danmark		2.735,00 366,95	2.735,00 367,15	2.735,00 367,38	2.735,00 367,43	2.735,00 367,32	2.735,00 366,93	2.735,00 366,67	2.735,00 366,61	2.735,00 366,74	2.735,00 366,90	2.735,00 366,87	2.735,00 366,52	2.735,00 366,43
Deutschland		720,00 368,13	720,00 368,13	720,00 368,13	720,00 368,13	720,00 368,13	735,00 375,80	735,00 375,80	735,00 375,80	735,00 375,80	735,00 375,80	735,00 375,80	735,00 375,80	735,00 375,80
Suomi Finland		2.662,08 447,73	2.659,58 447,31	2.662,56 447,81	2.669,10 448,91	2.682,18 451,11	2.672,67 449,51	2.673,26 449,61	2.679,80 450,71	2.688,78 452,22	2.658,10 447,06	2.658,81 447,18	2.706,02 455,12	2.675,28 449,95
Sweden		-	-	-	-	-	-	-	-	-	-	-	-	-

MN / 100 Kg € / 100 Kg		PG25		Butterkase						0406 90 27				
		2-oct	9-oct	16-oct	23-oct	30-oct	6-nov	13-nov	20-nov	27-nov	4-déc	11-déc	18-déc	25-déc
Deutschland		688,00 351,77	688,00 351,77	688,00 351,77	688,00 351,77	688,00 351,77	703,00 359,44	703,00 359,44	703,00 359,44	703,00 359,44	703,00 359,44	703,00 359,44	703,00 359,44	703,00 359,44
Osterreich		5.550,00	5.550,00	5.550,00	5.550,00	5.500,00	5.550,00	5.550,00	5.550,00	5.550,00	5.550,00	5.550,00	5.550,00	5.550,00

MN / 100 Kg € / 100 Kg		PG32		Lactose			Latosa			Lattosio				
		1702 19 00												
ex PG 12		2-oct	9-oct	16-oct	23-oct	30-oct	6-nov	13-nov	20-nov	27-nov	4-déc	11-déc	18-déc	25-déc
France		300,00 45,73	300,00 45,73	300,00 45,73	300,00 45,73	300,00 45,73	300,00 45,73	300,00 45,73	300,00 45,73	300,00 45,73	300,00 45,73	300,00 45,73	300,00 45,73	300,00 45,73
Ireland		-	-	-	-	-	-	-	-	-	-	-	-	-
Nederland		145,00 65,80	145,00 65,80	145,00 65,80	145,00 65,80	145,00 65,80	145,00 65,80	145,00 65,80	145,00 65,80	145,00 65,80	145,00 65,80	150,00 68,07	150,00 68,07	150,00 68,07
Suomi Finland		491,00 82,58	491,00 82,58	491,00 82,58	491,00 82,58	491,00 82,58	491,00 82,58	491,00 82,58	491,00 82,58	491,00 82,58	491,00 82,58	160,00 26,91	160,00 26,91	160,00 26,91
U-K		40,00 66,63	40,00 67,25	40,00 68,25	40,00 69,05	40,00 67,77	40,00 66,42	40,00 66,48	40,00 66,88	40,00 66,09	45,00 73,37	40,00 65,88	40,00 64,78	40,00 64,07
CEE		71,67	66,53	67,04	67,52	67,33	66,20	66,11	66,34	71,55	73,37	53,69	66,95	66,95

Farekød

Schaf-fleisch

Sheep

Viande ovine

Carne ovine

Schapevlees

€/ 100 KG	Agneaux		Lambs			Corderos			Lämmer				
	Agnelli		Slachtlammeren			Cordeiro							
	janv-00	févr-00	mars-00	avr-00	mai-00	juin-00	juil-00	août-00	sept-00	oct-00	nov-00	déc-00	2000
Belgique	318,247	339,433	371,133	382,080	403,161	392,412	366,806	349,744	333,319	349,469	353,830	366,556	360,516
Danmark	239,278	266,038	283,711	321,551	321,683	334,267	318,214	309,004	276,434	256,043	250,499	246,147	285,239
Deutschland	337,390	382,412	405,898	387,553	347,511	330,110	321,592	309,044	307,060	327,395	332,647	354,386	345,250
Grèce	387,477	378,205	366,325	387,100	407,285	400,483	409,469	412,876	399,246	399,123	397,803	436,339	398,478
Espagne	431,617	372,218	318,746	288,176	325,033	333,207	376,181	447,096	431,801	434,689	408,538	468,115	386,285
Finlande	150,507	172,903	173,250	188,298	194,735	172,914	205,124	219,317	179,353	178,632	187,165	164,135	182,194
France	435,397	443,016	450,451	442,138	417,751	395,341	386,119	388,317	386,220	400,529	451,902	496,322	424,505
Irlande	269,140	329,577	353,306	364,760	328,101	288,707	267,142	263,322	261,845	268,627	284,887	319,788	300,072
Italie	363,878	352,203	344,309	361,135	344,130	325,713	321,501	321,375	317,695	336,295	346,999	358,520	341,146
Nederland	317,899	352,213	380,846	390,911	366,853	355,985	342,488	339,046	335,343	359,386	363,394	383,888	357,355
Österreich	390,745	389,241	389,334	389,929	391,449	389,420	391,299	390,420	377,723	389,679	390,646	391,840	389,310
Portugal	435,216	389,792	364,618	337,340	336,016	335,385	342,568	353,831	375,794	422,948	429,179	450,807	381,125
Suède	259,938	266,111	288,066	314,251	309,821	304,312	265,916	253,608	247,594	232,214	207,779	215,307	263,743
Gr. Bretagne	302,751	353,974	370,743	383,191	374,993	326,369	289,214	284,566	276,363	286,348	295,840	319,045	321,950
Iri. du Nord	278,985	339,132	353,141	348,761	317,624	294,040	264,444	265,533	262,948	270,282	283,531	314,878	299,442
U-K	300,519	352,581	369,090	379,959	369,607	323,334	286,888	282,779	275,103	284,840	294,684	318,654	319,837
C.E	358,223	370,215	367,406	365,912	362,614	339,569	332,858	346,468	338,959	348,682	355,355	390,543	356,418

€/ 100 KG	Agneaux		Lambs				Corderos			Lämmer			
	Agnelli		Slachtlamieren				Cordeiro						
	2-oct	9-oct	16-oct	23-oct	30-oct	6-nov	13-nov	20-nov	27-nov	4-déc	11-déc	18-déc	25-déc
Belgique	345,464	348,142	352,207	352,207	350,819	352,505	351,910	355,281	360,735	362,123	362,916	369,857	373,824
Danmark	259,776	252,642	255,512	253,689	252,731	251,654	249,711	249,347	249,085	239,531	243,870	248,733	251,196
Deutschland	325,532	324,955	328,446	329,719	334,114	332,254	331,604	330,649	336,823	346,516	361,608	328,420	388,526
Grèce	409,522	393,712	395,628	397,533	392,897	392,631	395,648	400,781	411,548	447,560	463,216	455,783	389,422
Espagne	430,838	439,756	432,666	437,589	431,936	405,120	399,021	398,181	420,053	467,083	493,915	490,009	442,050
Finlande	177,438	198,630	178,279	161,292	162,974	202,498	202,498	193,921	199,303	175,588	170,879	147,501	147,501
France	398,498	398,483	401,289	401,747	408,506	433,821	460,877	474,560	482,427	489,819	495,829	501,979	503,619
Irlande	268,437	271,259	268,359	264,788	266,253	268,481	285,088	298,567	300,912	307,673	304,870	318,563	354,421
Italie	336,743	334,212	336,807	337,337	337,337	343,741	347,240	352,056	355,374	357,879	358,202	358,202	361,145
Nederland	354,471	378,326	350,876	354,600	361,498	371,217	363,797	356,816	362,879	372,642	370,712	391,290	409,913
Österreich	389,672	387,201	390,980	390,471	391,053	390,762	390,617	390,326	390,544	391,198	391,707	391,561	393,451
Portugal	422,183	426,971	424,178	419,988	419,988	427,969	427,969	433,156	437,945	445,427	457,098	453,108	453,108
Suède	242,730	245,297	237,557	206,680	213,325	213,429	207,442	204,290	197,653	223,825	227,398	204,826	212,746
Gr. Bretagne	283,539	289,999	287,249	284,980	285,590	283,786	289,644	307,937	319,416	309,865	314,569	314,217	337,372
Iri. du Nord	269,665	271,950	268,310	272,104	267,440	267,522	282,908	295,713	311,431	312,922	315,811	318,420	313,836
U-K	282,236	288,304	285,471	283,771	283,886	282,259	289,012	306,790	318,666	310,152	314,686	314,612	335,162
C.E	347,284	350,868	348,230	348,539	348,370	346,154	352,309	361,790	373,332	385,627	395,574	395,035	393,169

BELGIQUE/BELGIË

Jean De Lannoy
Avenue du Roi 202/Koningslaan 202
B-1190 Bruxelles/Brussel
Tél. (32-2) 538 43 08
Fax (32-2) 538 08 41
E-mail: jean.de.lannoy@infoboard.be
URL: <http://www.jean-de-lannoy.be>

La librairie européenne/De Europese Boekhandel

Rue de la Loi 244/Wetstraat 244
B-1040 Bruxelles/Brussel
Tél. (32-2) 295 26 39
Fax (32-2) 735 08 60
E-mail: mail@libeurop.be
URL: <http://www.libeurop.be>

Moniteur belge/Belgisch Staatsblad

Rue de Louvain 40-42/Leuvenseweg 40-42
B-1000 Bruxelles/Brussel
Tél. (32-2) 552 22 11
Fax (32-2) 511 01 84

DANMARK

J. H. Schultz Information A/S

Harstedvang 12
DK-2620 Albertslund
Tlf. (45) 43 63 23 00
Fax (45) 43 63 19 69
E-mail: schultz@schultz.dk
URL: <http://www.schultz.dk>

DEUTSCHLAND

Bundesanzeiger Verlag GmbH

Vertriebsabteilung
Amsterdamer Straße 192
D-50735 Köln
Tel. (49-221) 97 66 80
Fax (49-221) 97 66 82 78
E-Mail: Vertrieb@bundesanzeiger.de
URL: <http://www.bundesanzeiger.de>

ΕΛΛΑΔΑ/GREECE

G. C. Eleftheroudakis SA

International Bookstore
Panepistimiou 17
GR-10564 Athina
Tel. (30-1) 331 41 80/12/3/4/5
Fax (30-1) 323 98 21
E-mail: elebooks@netor.gr

ESPAÑA

Boletín Oficial del Estado

Trafalgar, 27
E-28071 Madrid
Tel. (34) 915 38 21 11 (Libros),
913 84 17 15 (Suscrip.)
Fax (34) 915 38 21 21 (Libros),
913 84 17 14 (Suscrip.)
E-mail: clientes@com.boe.es
URL: <http://www.boe.es>

Mundi Prensa Libros, SA

Castelló, 37
E-28001 Madrid
Tel. (34) 914 36 37 00
Fax (34) 915 75 39 98
E-mail: libreria@mundiprensa.es
URL: <http://www.mundiprensa.com>

FRANCE

Journal officiel

Service des publications des CE
26, rue Desaix
F-75727 Paris Cedex 15
Tél. (33) 140 58 77 31
Fax (33) 140 58 77 00
E-mail: europublications@journal-officiel.gouv.fr
URL: <http://www.journal-officiel.gouv.fr>

IRELAND

Government Supplies Agency

Publications Section
4-5 Harcourt Road
Dublin 2
Tel. (353-1) 661 31 11
Fax (353-1) 475 27 60
E-mail: opw@iol.ie

ITALIA

Licosa SpA

Via Duca di Calabria, 1/1
Casella postale 552
I-50125 Firenze
Tel. (39) 055 64 83 1
Fax (39) 055 64 12 57
E-mail: licosa@licosa.com
URL: <http://www.licosa.com>

LUXEMBOURG

Messageries du livre S.A.R.L.

5, rue Raiffeisen
L-2411 Luxembourg
Tél. (352) 40 10 20
Fax (352) 49 06 61
E-mail: mail@mdl.lu
URL: <http://www.mdl.lu>

NETHERLAND

SDU Servicecentrum Uitgevers

Christoffel Plantijnstraat 2
Postbus 20014
2500 EA Den Haag
Tel. (31-70) 378 98 80
Fax (31-70) 378 97 83
E-mail: sdu@sdu.nl
URL: <http://www.sdu.nl>

ÖSTERREICH

**Manz'sche Verlags- und
Universitätsbuchhandlung GmbH**

Kohlmarkt 16
A-1014 Wien
Tel. (43-1) 53 16 11 00
Fax (43-1) 53 16 11 67
E-Mail: bestellen@manz.co.at
URL: <http://www.manz.at>

PORTUGAL

Distribuidora de Livros Bertrand L.d.ª

Grupo Bertrand, SA
Rua das Terras dos Vales, 4-A
Apartado 60037
P-2700 Amadora
Tel. (351) 214 95 87 87
Fax (351) 214 98 02 55
E-mail: dlb@ip.pt

Imprensa Nacional-Casa da Moeda, SA

Rua da Escola Politécnica n° 135
P-1250-100 Lisboa Codex
Tel. (351) 213 94 57 00
Fax (351) 213 94 57 50
E-mail: spocs@incm.pt
URL: <http://www.incm.pt>

SUOMI/FINLAND

**Akatseminen Kirjakauppa/
Akademiska Bokhandeln**

Keskuskatu 1/Centralgatan 1
PL/PB 128
FIN-00101 Helsinki/Helsingfors
P./fn (358-9) 121 44 18
F./fax (358-9) 121 44 35
Sähköposti: sps@akateeminen.com
URL: <http://www.akateeminen.com>

SVERIGE

BTJ AB

Traktorvägen 11
S-221 82 Lund
Tlf. (46-46) 18 00 00
Fax (46-46) 30 79 47
E-post: btj@pub@btj.se
URL: <http://www.btj.se>

UNITED KINGDOM

The Stationery Office Ltd

Orders Department
PO Box 276
London SW8 5DT
Tel. (44-171) 870 80 05-522
Fax (44-171) 870 80 05-533
E-mail: book.orders@theso.co.uk
URL: <http://www.tsonline.co.uk>

ISLAND

Bokabud Larusar Bjöndal

Skólavörðustíg, 2
IS-101 Reykjavík
Tel. (354) 552 55 40
Fax (354) 552 55 60
E-mail bokabud@stirnnet.is

NORGE

Swets Norge AS

Østenjovelen 18
Boks 6512 Etterstad
N-0606 Oslo
Tel. (47-22) 97 45 00
Fax (47-22) 97 45 45
E-mail: kyterlid@swets.nl

SCHWEIZ/SUISSE/SVIZZERA

Euro Info Center Schweiz

c/o OSEC
Stampfenbachstraße 85
PF 492
CH-8035 Zürich
Tel. (41-1) 365 53 15
Fax (41-1) 365 54 11
E-mail: eics@osec.ch
URL: <http://www.osec.ch/eics>

BÄLGARIJA

Europress Euromedia Ltd

59, bvd Vitosha
BG-1000 Sofia
Tel. (359-2) 980 37 66
Fax (359-2) 980 42 30
E-mail: Milena@mbox.cit.bg

ČESKÁ REPUBLIKA

ÚSIS

NIS-prodejna
Havelská 22
CZ-130 00 Praha 3
Tel. (420-2) 24 23 14 86
Fax (420-2) 24 23 11 14
E-mail: volodanovaj@usiscr.cz
URL: <http://usiscr.cz>

CYPRUS

**Cyprus Chamber of Commerce
and Industry**

PO Box 1455
CY-1509 Nicosia
Tel. (357-2) 66 95 00
Fax (357-2) 66 10 44
E-mail: demetrap@ccci.org.cy

EESTI

Eesti Kaubandus-Tööstuskoda

(Estonian Chamber of Commerce and Industry)
Toom-Kooli 17
EE-0001 Tallinn
Tel. (372) 648 02 44
Fax (372) 648 02 45
E-mail: einfo@koda.ee
URL: <http://www.koda.ee>

HRVATSKA

Mediatrade Ltd

Pavla Hatza 1
HR-10000 Zagreb
Tel. (385-1) 481 94 11
Fax (385-1) 481 94 11

MAGYARORSZÁG

Euro Info Service

Hungexpo Európa Ház
PO Box 44
H-1441 Budapest
Tel. (36-1) 264 82 70
Fax (36-1) 264 82 75
E-mail: euroinfo@euroinfo.hu
URL: <http://www.euroinfo.hu>

MALTA

Miller Distributors Ltd

Malta International Airport
PO Box 25
Luqa LQA 05
Tel. (356) 66 44 88
Fax (356) 67 67 99
E-mail: gwirth@usa.net

POLSKA

Ars Polona

Krakowskie Przedmieście 7
Skr. pocztowa 1001
PL-00-950 Warszawa
Tel. (48-22) 826 12 01
Fax (48-22) 826 62 40
E-mail: books119@arspolona.com.pl

ROMÂNIA

Euromedia

Strada Francoza Nr 44 sector 3
RO-70749 Bucuresti
Tel. (40-1) 315 44 03
Fax (40-1) 315 44 03
E-mail: mnedelciu@pcnet.pcnet.ro

ROSSIYA

CEEC

60-letiya Oktyabrya Av. 9
117312 Moscow
Tel. (7-095) 135 52 27
Fax (7-095) 135 52 27

SLOVAKIA

Centrum VTI SR

Nám. Slobody, 19
SK-81223 Bratislava
Tel. (421-7) 54 41 83 64
Fax (421-7) 54 41 83 64
E-mail: europ@tb1.sltk.stuba.sk
URL: <http://www.sltk.stuba.sk>

SLOVENIJA

Gospodarski Vestnik

Dunajska cesta 5
SLO-1000 Ljubljana
Tel. (386) 613 09 16 40
Fax (386) 613 09 16 45
E-mail: europ@gvestnik.si
URL: <http://www.gvestnik.si>

TÜRKIYE

Dünya Infotel AS

100, Yil Mahallesi 34440
TR-80050 Bagcilar-Istanbul
Tel. (90-212) 629 48 89
Fax (90-212) 629 48 27
E-mail: infotel@dunya-gazete.com.tr

AUSTRALIA

Hunter Publications

PO Box 404
3067 Abbotsford, Victoria
Tel. (61-3) 94 17 53 61
Fax (61-3) 94 19 71 54
E-mail: jpdavies@ozemail.com.au

CANADA

Les éditions La Liberté Inc.

3020, chemin Sainte-Foy
G1X 3V8 Sainte-Foy, Québec
Tel. (1-418) 658 37 83
Fax (1-800) 667 54 49
E-mail: liberte@mediom.qc.ca

Renouf Publishing Co. Ltd

5369 Chemin Cantek Road Unit 1
K1J 9J3 Ottawa, Ontario
Tel. (1-613) 745 26 65
Fax (1-613) 745 76 60
E-mail: order.dept@renoufbooks.com
URL: <http://www.renoufbooks.com>

EGYPT

The Middle East Observer

41 Sherif Street
Cairo
Tel. (20-2) 392 69 19
Fax (20-2) 393 97 32
E-mail: inquiry@meobserver.com
URL: <http://www.meobserver.com>

INDIA

EBIC India

3rd Floor, Y. B. Chavan Centre
Gen. J. Bhosale Marg.
400 021 Mumbai
Tel. (91-22) 282 60 64
Fax (91-22) 285 45 64
E-mail: ebic@glasbmd1.vsnl.net.in
URL: <http://www.ebicindia.com>

JAPAN

PSI-Japan

Asahi Sanbancho Plaza #206
7-1 Sanbancho, Chiyoda-ku
Tokyo 102
Tel. (81-3) 32 34 69 21
Fax (81-3) 32 34 69 15
E-mail: books@psi-japan.co.jp
URL: <http://www.psi-japan.co.jp>

MALAYSIA

EBIC Malaysia

Level 7, Wisma Hong Leong
18 Jalan Perak
50450 Kuala Lumpur
Tel. (60-3) 21 62 62 98
Fax (60-3) 21 62 61 98
E-mail: ebic-kl@mcl.net.my

MÉXICO

Mundi Prensa Mexico, SA de CV

Río Pánuco No 141
Colonia Cuauhtémoc
MX-06500 Mexico, DF
Tel. (52-5) 533 56 56
Fax (52-5) 514 67 99
E-mail: 101545.2361@compuserve.com

PHILIPPINES

EBIC Philippines

19th Floor, PS Bank Tower
Sen. Gil J. Puyat Ave. cor. Tindalo St.
Makati City
Metro Manila
Tel. (63-2) 759 66 80
Fax (63-2) 759 66 90
E-mail: eccpoom@globe.com.ph
URL: <http://www.eccp.com>

SOUTH AFRICA

Eurochamber of Commerce In South Africa

PO Box 781738
2146 Sandton
Tel. (27-11) 884 39 52
Fax (27-11) 883 55 73
E-mail: info@eurochamber.co.za

SOUTH KOREA

**The European Union Chamber
of Commerce In Korea**

5th Fl, The Shilla Hotel
202, Jangchung-dong 2 Ga, Chung-ku
100-392 Seoul
Tel. (82-2) 22 53-5631/4
Fax (82-2) 22 53-5635/6
E-mail: eucck@eucck.org
URL: <http://www.eucck.org>

SRI LANKA

EBIC Sri Lanka

Trans Asia Hotel
115 Sir chittampalam
A. Gardiner Mawatha
Colombo 2
Tel. (94-1) 074 71 50 78
Fax (94-1) 44 87 79
E-mail: ebicsl@itmin.com

THAILAND

EBIC Thailand

29 Vanissa Building, 8th Floor
Sri Chidlom
Ploenchit
10330 Bangkok
Tel. (66-2) 655 06 27
Fax (66-2) 655 06 28
E-mail: ebicbkk@ksc15.th.com
URL: <http://www.ebicbkk.org>

UNITED STATES OF AMERICA

Bernan Associates

4611-F Assembly Drive
Lanham MD20706
Tel. (1-800) 274 44 47 (toll free telephone)
Fax (1-800) 865 34 50 (toll free fax)
E-mail: query@bernan.com
URL: <http://www.bernan.com>

**ANDERE LÄNDER/OTHER COUNTRIES/
AUTRES PAYS**

Bitte wenden Sie sich an ein Büro Ihrer
Wahl/ Please contact the sales office
of your choice/ Veuillez vous adresser
au bureau de vente de votre choix

**Office for Official Publications
of the European Communities**

2, rue Mercier
L-2985 Luxembourg
Tel. (352) 29 29-42455
Fax (352) 29 29-42758
E-mail: info.info@cec.eu.int
URL: <http://eur-op.eu.int>

ES = Mercados agrarios: Precios
 DA = Landbrugsmarkeder – Priser
 DE = Agrarmärkte – Preise
 GR = Γεωργικές αγορές – Τιμές
 EN = Agricultural markets – Prices
 FR = Marchés agricoles – Prix
 IT = Mercati agricoli: Prezzi
 NL = Landbouwmarkten: Prijzen
 PT = Mercados agrícolas – Preços
 FI = Maatalousmarkkinat – Hinnat
 SV = Jordbruksmarknader – Priser

Prix au Luxembourg, TVA exclue:

abonnement EUR 122
 prix par numéro EUR 37



OFICINA DE PUBLICACIONES OFICIALES DE LAS COMUNIDADES EUROPEAS
 KONTORET FOR DE EUROPÆISKE FÆLLESSKABERS OFFICIELLE PUBLIKATIONER
 AMT FÜR AMTLICHE VERÖFFENTLICHUNGEN DER EUROPÄISCHEN GEMEINSCHAFTEN
 ΥΠΗΡΕΣΙΑ ΕΠΙΣΗΜΩΝ ΕΚΔΟΣΕΩΝ ΤΩΝ ΕΥΡΩΠΑΪΚΩΝ ΚΟΙΝΟΤΗΤΩΝ
 OFFICE FOR OFFICIAL PUBLICATIONS OF THE EUROPEAN COMMUNITIES
 OFFICE DES PUBLICATIONS OFFICIELLES DES COMMUNAUTÉS EUROPÉENNES
 UFFICIO DELLE PUBBLICAZIONI UFFICIALI DELLE COMUNITÀ EUROPEE
 BUREAU VOOR OFFICIËLE PUBLIKATIES DER EUROPESE GEMEENSCHAPPEN
 SERVIÇO DAS PUBLICAÇÕES OFICIAIS DAS COMUNIDADES EUROPEIAS
 EUROOPAN YHTEISÖJEN VIRALLISTEN JULKAISUJEN TOIMISTO
 BYRÅN FÖR EUROPEISKA GEMENSKAPERNAS OFFICIELLA PUBLIKATIONER

L-2985 Luxembourg