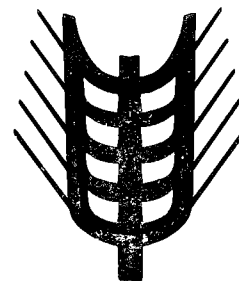




Kommissionen for De europæiske Fællesskaber
Kommission der Europäischen Gemeinschaften
Ἐπιτροπή τῶν Εὐρωπαϊκῶν Κοινοτήτων
Commission of the European Communities
Commission des Communautés européennes
Commissione delle Comunità europee
Commissie van de Europese Gemeenschappen



Landbrugsmarkeder
Agrarmärkte
Γεωργικές ἀγορές
Agricultural markets
Marchés agricoles
Mercati agricoli
Landbouwmakten

Priser □ Preise □ Τιμές □ Prices □ Prix □ Prezzi □ Prijzen

Basée sur des informations, rassemblées par les services de la Direction Générale de l'Agriculture, dans le cadre de l'application de la politique agricole commune, la publication "Marchés Agricoles - Prix" contient des données concernant les prix fixés par le Conseil ou par la Commission et les prix constatés sur les différents marchés de la Communauté.

La table des matières (page 2) mentionne les produits traités.

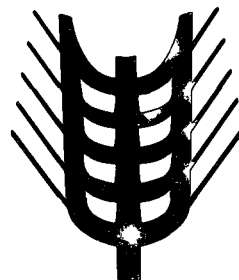
Les tableaux donnent l'évolution, pour une période de plusieurs semaines et de plusieurs mois, des:

- montants fixés,*
- prix de marché (si possible),*
- prélèvements envers pays tiers,*
- prix sur le marché mondial (si possible).*

En outre, quelques graphiques ont été insérés dans la publication.



Kommissionen for De europæiske Fællesskaber
Kommission der Europäischen Gemeinschaften
Ἐπιτροπή τῶν Εὐρωπαϊκῶν Κοινοτήτων
Commission of the European Communities
Commission des Communautés européennes
Commissione delle Comunità europee
Commissie van de Europese Gemeenschappen



Landbrugsmarkeder
Agrarmärkte
Γεωργικές ἀγορές
Agricultural markets
Marchés agricoles
Mercati agricoli
Landbouwmakten

Priser □ Preise □ Τιμές □ Prices □ Prix □ Prezzi □ Prijzen

GENERALDIREKTORATET FOR LANDBRUG, Direktorat Generale anliggender
GENERALDIREKTION LANDWIRTSCHAFT, Direktion Allgemeine Angelegenheiten
ΓΕΝΙΚΗ ΔΙΕΥΘΥΝΣΗ ΓΕΩΡΓΙΑΣ, Διεύθυνση γενικῶν ὑποθέσεων
DIRECTORATE-GENERAL AGRICULTURE, Directorate General matters
DIRECTION GENERALE DE L'AGRICULTURE, Direction Affaires générales
DIREZIONE GENERALE DELL'AGRICOLTURA, Direzione Affari generali
DIRECTORAAT-GENERAAL LANDBOUW, Directoraat Algemene zaken

Rue de la Loi 200 — B-1049 Bruxelles
Bâtiment Berlaymont

Tél. 735.00.40/735.80.40

Télex 22037 (AGREC)

Eftertryk med kildeangivelse tilladt
Nachdruck mit Quellenangabe gestattet

* Η αναδημοσίευση οποιουδήποτε στοιχείου προϋποθέτει τήν αναφορά τῆς πηγῆς
Reference to this publication is requested for reproduction of any data
La reproduction des données est subordonnée à l'indication de la source
La riproduzione del contenuto è subordinata alla citazione della fonte
Het overnemen van gegevens is toegestaan mits bronvermelding

| Anvendte forkortelser og tegn | Zeichen und Abkürzungen | Abbreviations and symbols | Abréviations et signes employés | Abbreviazioni e segni convenzionali | Tekens en afkortingen | |
|--|--|---------------------------------|---------------------------------|--|---|--|
| Ingen prisnotering eller -fastsættelse | Keine Preisnotierung oder -festsetzung | No prices quoted or fixed | - | Pas de cotation ou fixation de prix | Nessuna quotazione o fissazione di prezzo | Geen notering of prijsvaststelling |
| Ikke foreliggende oplysninger | Informationen nicht verfügbar | Information not available | . | Information non disponible | Informazioni non disponibili | Informaties niet beschikbaar |
| Gennemsnit | Durchschnitt | Average | Ø | Moyenne | Medie | Gemiddelde |
| - | - | - | UM | Unité monétaire | Unità monetaria | - |
| - | Geldeinheit | - | GE | - | - | Geldeenheid |
| - | - | Monetary unit | MU | - | - | - |
| Pengeenhed | - | - | PE | - | - | - |
| Europæisk regningsenhed | Europäische Rechnungseinheit | European unit of account | ECU | Unité de compte européenne | Unità di conto europea | Europese rekeneenhed |
| National valuta | Nationale Währung | Currency amount | MN | Monnaie nationale | Moneta nazionale | Nationale valuta |
| Belgiske franc | Belgischer Franc | Belgian franc | BFR | Franc belge | Franco belga | Belgische frank |
| D-mark | Deutsche Mark | German mark | DM | Deutschmark | Marco tedesco | Duitse mark |
| Dansk krone | Dänische Krone | Danish krone | DKR | Couronne danoise | Corona danese | Deense kroon |
| Franske franc | Französischer Franc | French franc | FF | Franc français | Franco francese | Franske frank |
| Irsk pund | Irishes Pfund | Irish pound sterling | IRL | Livre irlandaise | Lira sterlina irlandese | Iers pond |
| Lire | Lire | Italian lire | LIT | Lire | Lira | Lire |
| Luxembourgsk franc | Luxemburger Franc | Luxembourg franc | LFR | Franc luxembourgeois | Franco lussemburghese | Luxemburgsk frank |
| Gylden | Gulden | Dutch guilder | HFL | Florin | Fiorino | Gulden |
| Pund sterling | Englisches Pfund | English pound sterling | UKL | Livre anglaise | Lira sterlina inglese | Engels pond |
| Østrigsk schilling | Osterreichischer Schilling | Austrian schilling | OS | Schilling autrichien | Scellino austriaco | Oostenrijkse schilling |
| Schweizerfranc | Schweizer Frank | Swiss franc | SFR | Franc suisse | Franco svizzero | Zwitserse frank |
| Svensk krone | Schwedische Krone | Swedish krone | SKR | Couronne suédoise | Corona svedese | Zweedse kroon |
| Korn | Getreide | Cereals | CER | Céréales | Cereali | Granen |
| Blød hvede | Weichweizen | Common wheat | BLT | Froment tendre | Fruento tenero | Zachte tarwe |
| Rug | Roggen | Rye | SEG | Seigle | Segala | Rogge |
| Byg | Gerste | Barley | ORG | Orge | Orzo | Gerst |
| Havre | Hafer | Oats | HAF | Avoine | Avena | Haver |
| Majs | Mais | Maize | MAI | Maïs | Granoturco | Majs |
| Boghvede | Buchweizen | Buckwheat | BKW | Sarrasin | Grano saraceno | Boekweit |
| Sorghum | Sorghum | Grain sorghum | SOR | Sorgho | Sorgo | Sorghum |
| Hirse | Hirse | Millet | MIL | Millet | Miglio | Gierst |
| Andre | Andere | Other | AUT | Autres | Altri | Andere |
| Hård hvede | Hartweizen | Durum wheat | DUR | Froment dur | Fruento duro | Durum tarwe |
| Hvedemel og mel af bland-sæd af hvede og rug | Mehl von Weizen und von Mengkorn | Wheat or meslin flour | FBL | Farines de froment (blé) ou de méteil | Farina di frumento e di frumento segalato | Meel van tarwe en van mengkoren |
| Rugmel | Mehl von Roggen | Rye flour | FRO | Farine de seigle | Farina di segala | Meel van rogge |
| Gryn af blød hvede | Grütze und Griess von Weichweizen | Common wheat groats and meal | GBL | Gruaux et semoules de froment tendre | Semole e semolini di frumento tenero | Grutten, gries en griesmeel van zachte tarwe |
| Gryn af hård hvede | Grütze und Griess von Hartweizen | Durum wheat groats and meal | GDU | Gruaux et semoules de froment dur | Semole e semolini di frumento duro | Grutten, gries en griesmeel van durum tarwe |
| Ris | Reis | Rice | RIZ | Riz | Riso | Rijst |
| Uafskallet ris | Rohreis | Paddy rice | PAD | Riz paddy | Risone | Padierijst |
| Afskallet ris (hinderis) | Geschälter Reis | Husked rice | DEC | Riz décortiqué | Riso semigreggio | Gedopte rijst |
| Delvis sleben ris | Halbgeschliffenen Reis | Semi-milled rice | DBL | Riz semi-blanchi | Riso semilavorato | Halfwitte rijst |
| Sleben ris | Vollständig geschliffenen Reis | Milled rice | CBL | Riz blanchi | Riso lavorato | Volwitte rijst |
| Brudris | Bruchreis | Broken rice | BRI | Riz en brisures | Rotture di riso | Breukrijst |
| Hvidt sukker | Weisszucker | White sugar | SBL | Sucre blanc | Zucchero bianco | Witte suiker |
| Råsukker | Rohzucker | Raw sugar | SBR | Sucre brut | Zucchero greggio | Ruwe suiker |
| Melasse | Melassen | Molasses | MEL | Mélasses | Melasso | Melasse |
| Sirup | Sirup | Syrups | SIR | Sirops | Sciroppo | Stroop |
| Levende vægt | Lebendgewicht | Live weight | PVI | Poids vif | Peso vivo | Levend gewicht |
| Slagtevægt | Schlachtgewicht | Slaughtered weight | PAB | Poids abattu | Peso morto | Geslacht gewicht |
| Produktgruppe | Produktgruppe | Product group | PG | Groupe de produits | Gruppo del prodotto | Produktengroep |
| - | - | - | UEBL | Union économique belgo-luxembourgeoise | Unione economica belgo-lussemburghese | - |
| Belgisk-luxembourgsk økonomisk union | Belgisch-luxemburgische Wirtschaftsunion | Belgo-Luxembourg Economic Union | BLEU | - | - | Belgisch-luxemburgsk økonomisk union |

| <u>INDHOLDSFORTEGNELSE</u> | <u>Side/Seite</u> | <u>INHALTSVERZEICHNIS</u> |
|--|-------------------|--|
| Arbejdsfrie dage | 5 | Feiertage |
| Indledende bemærkninger | 6 | Vorbemerkung |
| <u>I. KORN</u> | 7 | <u>I. GETREIDE</u> |
| A. Interventionspriser Markedspriser | 8 - 23 | A. Interventionspreise Marktpreise |
| B. Tærskelpriser, CIF Afgifter infør. Afgifter eksport. | 24 - 29 | B. Schwellenpreise, CIF Abschöpfungen Einf. Abschöpfungen Ausf. |
| C. Importpriser (ikke ændret) CIF Antwerpen/Rotterdam | 30 - 34 | C. Einfuhrpreise (unberichtigt) CIF Antwerpen/ ROTTERDAM |
| <u>II. RIS</u> | 35 | <u>II. REIS</u> |
| A. Indikativpriser Interventionspriser Markedspriser | 36 | A. Richtpreise Interventionspreise Marktpreise |
| B. Tærskelpris, afgif. trejdel. OLO | 37 - 38 | B. Schwellenpreise, Abschöpf. Drittl., ULG |
| C. CIF, eksportafgif. | 39 - 41 | C. CIF, Abschöpf. Ausf. |
| D. Importpriser CIF Amsterdam/Rotterdam/Antwerpen | 42 - 45 | D. Einfuhrpreise CIF Amsterdam/Rotterdam/Antwerpen |
| <u>III. FEDSTOFFER</u> | 47 | <u>III. FETTE</u> |
| - Oliveolie | | - Olivenöl |
| A. Producentindikativpris- Repræs. markedspris- Interventionspris- Tærskelpris- | 48 | A. Erzeugerichtpreise- Repræs. marktpreis- Interventionspreis- Schwellenpreis- |
| B. Minimums importafgifter | 49 - 52 | B. Mindest Abschöpf. Einfuhr |
| C. Markedspriser (oliveolie og frøolie) | 53 - 54 | C. Marktpreise (Olivenöl und Saatöl) |
| - Olieholdige frø | | - Ölsaaten |
| A. Fastsatte fællesskabspriser | 55 | A. Festgesetzte Gemeinschaft. Pr. |
| B. Priser fastsatte af Kommissionen | 56 - 57 | B. Preise von der Kommission festgesetzt |
| <u>IV. VIN</u> | 59 | <u>IV. WEIN</u> |
| Pris for bordvin fra producenten | 60 - 64 | Preis der Tafelweine bei der Erzeugung |
| <u>V. SUKKER</u> | 65 | <u>V. ZUCKER</u> |
| A. Indikativpris Interventionspriser Afledte interventionspriser Tærskelpriser | 66 - 69 | A. Richtpreis Interventionspreise Abgeleitete Interventionspreise Schwellenpreise |
| B. Minimumspris for sukkerroer | | B. Mindestpreis für Rüben |
| C. Afgifter over for tredjelände | 70 - 72 | C. Abschöpf. gegenüber Drittländern |
| D. Importpriser | 73 - 74 | D. Einfuhrpreise |
| E. Verdensmarkedspriser | 75 | E. Weltmarktpreise |
| <u>VI. ISOGLUCOSE</u> | 77 | <u>VI. ISOGLUKOSE</u> |
| A. Importafgifter | 78 | A. Abschöpfungen Einfuhr |
| B. Restitutioner | 78 | B. Erstattungen |
| <u>VII. SVINEKØD</u> | 79 | <u>VII. Schweinefleisch</u> |
| A. Fastsatte priser | 80 - 81 | A. Festgesetzte Preise |
| B. Markedspriser | | B. Marktpreise |
| 1. Svin | 82 - 90 | 1. Schweine |
| 2. Delstykker | 91 - 94 | 2. Teilstücke |
| <u>VIII. ÆG</u> | 95 | <u>VIII. EIER</u> |
| A. Fastsatte priser | 96 | A. Festgesetzte Preise |
| B. Markedspriser | 97 - 101 | B. Marktpreise |
| <u>IX. FJERKRÆ</u> | 103 | <u>IX. GEFLOGEL</u> |
| A. Fastsatte priser | 104 - 105 | A. Festgesetzte Preise |
| B. Markedspriser | 106 - 107 | B. Marktpreise |
| <u>X. OKSEKØD</u> | 109 | <u>X. RINDFLEISCH</u> |
| A. Fastsatte priser | 110 | A. Festgesetzte Preise |
| B. Markedspriser | 111 - 126 | B. Marktpreise |
| C. Importafgifter over for tredjelände | 127 - 130 | C. Abschöpfungen gegenüber Drittländern |
| <u>XI. MEJERIPRODUKTER</u> | 131 | <u>XI. MILCHERZEUGNISSE</u> |
| A. Fastsatte priser | 132 | A. Festgesetzte Preise |
| B. Tærskelpriser - Importafgifter over for tredjelände | 133 - 134 | B. Schwellenpreise - Abschöpfungen gegenüber Drittländern |

TABLE OF CONTENTS

| | <u>Page/Page</u> |
|--|------------------|
| Official non-working days | 5 |
| Preliminary note | 6 |
| <u>I. CEREALS</u> | 7 |
| A. Intervention prices | 8 - 23 |
| Market prices | |
| B. Threshold prices, CIF | 24 - 29 |
| Levies import. | |
| Levies export. | |
| C. Import prices (not corrected) CIF Antwerpen/ Rotterdam | 30 - 34 |
| <u>II. RICE</u> | 35 |
| A. Target prices | 36 |
| Intervention prices | |
| Market prices | |
| B. Threshold prices, levies third count., OCT | 37 - 38 |
| C. CIF, export levies | 39 - 41 |
| D. Import prices CIF Amsterdam/Rotterdam/Antwerpen | 42 - 45 |
| <u>III. OILS AND FATS</u> | 47 |
| - Olive oil | |
| A. Prod. target price- | 48 |
| Repres. market price- | |
| Intervention price- | |
| Threshold price- | |
| B. Minimum import levies | 49 - 52 |
| C. Market prices (Olive oil and seed oil) | 53 - 54 |
| - Oil seeds | |
| A. Fixed community prices | 55 |
| B. Prices fixed by the Commission | 56 - 57 |
| <u>IV. WINE</u> | 59 |
| Producer price for table wine | 60 - 64 |
| <u>V. SUGAR</u> | 65 |
| A. Target price | 66 - 69 |
| Intervention prices | |
| Derived intervention prices | |
| Threshold prices | |
| B. Minimum price for sugar beet | |
| C. Levies on imports third countries | 70 - 72 |
| D. Import prices | 73 - 74 |
| E. World market prices | 75 |
| <u>VI. ISOGLUCOSE</u> | 77 |
| A. Import levies | 78 |
| B. Refunds | 78 |
| <u>VII. PIGMEAT</u> | 79 |
| A. Fixed prices | 80 - 81 |
| B. Market prices | |
| 1. Pigs | 82 - 90 |
| 2. Cuts | 91 - 94 |
| <u>VIII. EGGS</u> | 95 |
| A. Fixed prices | 96 |
| B. Market prices | 97 - 101 |
| <u>IX. POULTRY</u> | 103 |
| A. Fixed prices | 104 - 105 |
| B. Market prices | 106 - 107 |
| <u>X. BEEF AND VEAL</u> | 109 |
| A. Fixed prices | 110 |
| B. Market prices | 111 - 126 |
| C. Levies on imports from third countries | 127 - 130 |
| <u>XI. MILK AND MILK PRODUCTS</u> | 131 |
| A. Fixed prices | 132 |
| B. Threshold prices - | 133 - 134 |
| Levies on imports from third countries | |

TABLE DES MATIERES

| | |
|---|--|
| Jours fériés | |
| Remarque préliminaire | |
| <u>I. CEREALES</u> | |
| A. Prix d'intervention | |
| Prix de marché | |
| B. Prix de seuil, CAF | |
| Prélèvements import. | |
| Prélèvements export. | |
| C. Prix à l'importation (pas corrigés) CAF Antwerpen/Rotterdam | |
| <u>II. RIZ</u> | |
| A. Prix indicatifs | |
| Prix d'intervention | |
| Prix de marché | |
| B. Prix de seuil, prélèv. pays tiers PTOM | |
| C. CAF, prélèv. export. | |
| D. Prix à l'importation CAF Amsterdam/ Rotterdam/ Antwerpen | |
| <u>III. MATIERES GRASSES</u> | |
| - Huile d'olive | |
| A. Prix indicatif à la prod.- | |
| Prix représentatif de marché- | |
| Prix d'intervention | |
| Prix de seuil- | |
| B. Prél. minimaux à l'import. | |
| C. Prix de marché (huile d'olive et huile de graines) | |
| - Graines oléagineuses | |
| A. Prix fixés communautaires | |
| B. Prix fixés par La Commission | |
| <u>IV. VIN</u> | |
| Prix de vin de table à la production | |
| <u>V. SUCRE</u> | |
| A. Prix indicatif | |
| Prix d'intervention | |
| Prix d'intervention dérivés | |
| Prix de seuil | |
| B. Prix minimum de betteraves | |
| C. Prélèvements envers pays tiers | |
| D. Prix à l'importation | |
| E. Prix marché mondial | |
| <u>VI. ISOGLUCOSE</u> | |
| A. Prélèvements importation | |
| B. Restitutions | |
| <u>VII. VIANDE PORCINE</u> | |
| A. Prix fixés | |
| B. Prix de marché | |
| 1. Porcs | |
| 2. Pièces de la découpe | |
| <u>VIII. OEUFS</u> | |
| A. Prix fixés | |
| B. Prix de marché | |
| <u>IX. VOLAILLES</u> | |
| A. Prix fixés | |
| B. Prix de marché | |
| <u>X. VIANDE BOVINE</u> | |
| A. Prix fixés | |
| B. Prix de marché | |
| C. Prélèvements envers pays tiers | |
| <u>XI. PRODUITS LAITIERS</u> | |
| A. Prix fixés | |
| B. Prix de seuil- | |
| Prélèvements envers pays tiers | |

| <u>INDICE</u> | <u>Pagina/Bladzijde</u> | <u>INHOUDSOPGAVE</u> |
|---|-------------------------|--|
| Giorni festivi | 5 | Feestdagen |
| Nota preliminare | 6 | Opmerking vooraf |
| I. <u>CEREALI</u> | 7 | I. <u>GRANEN</u> |
| A. Prezzi d'intervento Prezzi di mercato | 8 - 23 | A. Interventieprijzen Marktprijzen |
| B. Prezzi d'entrata, CIF Prelievi import. Prelievi export. | 24 - 29 | B. Drenpelprijzen, CIF Heffingen invoer Heffingen uitvoer |
| C. Prezzi all'importazione (non corretti) CIF Antwerpen/Rotterdam | 30 - 34 | C. Invoerprijzen (niet gecorrigeerd) CIF Antwerpen/Rotterdam |
| II. <u>RISO</u> | 35 | II. <u>RIJST</u> |
| A. Prezzi indicativi Prezzi d'intervento Prezzi di mercato | 36 | A. Richtprijzen Interventieprijzen Marktprijzen |
| B. Prezzi d'entrata, Prel. paesi t. PTOM | 37 - 38 | B. Drenpelprijzen, hef. derde Landen L60 |
| C. CIF, prel. esport. | 39 - 41 | C. CIF, hef. uitvoer |
| D. Prezzi all'importazione CIF Amsterdam/Rotterdam/ Antwerpen | 42 - 45 | D. Invoerprijzen CIF Amsterdam/Rotterdam/ Antwerpen |
| III. <u>GRASSI</u> | 47 | III. <u>OLIEN EN VETTEN</u> |
| - Olio d'oliva | | - Olijfolie |
| A. Prezzo indicat. alla prod.- Prezzo rappres. di mercato- Prezzo d'intervento- Prezzo d'entrata | 48 | A. Produktierichtprijs- Represent. marktprijs- Interventieprijs- Drenpelprijs |
| B. Prel. minimi all'importazione | 49 - 52 | B. Minimumheffingen bij invoer |
| C. Prezzi di mercato (olio d'oliva e olio di semi) | 53 - 54 | C. Marktprijzen (olijfolie en zaadolie) |
| - Semi oleosi | | - Oliehoudende zaden |
| A. Prezzi fissati comunitari | 55 | A. Vastgestelde gemeensch. prijzen |
| B. Prezzi fissati dalla Commissione | 56 - 57 | B. Door de Commissie vastgestelde prijzen |
| IV. <u>VINO</u> | 59 | IV. <u>WIJN</u> |
| Prezzo dei vini da pasto alla produzione | 60 - 64 | Prijz van tafelwijn af producent |
| V. <u>ZUCCHERO</u> | 65 | V. <u>SUIKER</u> |
| A. Prezzo indicativo Prezzi d'intervento Prezzi d'intervento derivati Prezzi d'entrata | 66 - 69 | A. Richtprijs Interventieprijzen Afgelide interventieprijzen Drenpelprijzen |
| B. Prezzo minimo delle barbab. | | B. Minimumprijs voor bieten |
| C. Prelievi verso paesi terzi | 70 - 72 | C. Heffingen tegenover derde Landen |
| D. Prezzi all'importazione | 73 - 74 | D. Invoerprijzen |
| E. Prezzo del mercato mondiale | 75 | E. Wereldmarktprijzen |
| VI. <u>ISOGLUCOSIO</u> | 77 | VI. <u>ISOGLUCOSE</u> |
| A. Prelievi importazione | 78 | A. Importheffingen |
| B. Restituzione | 78 | B. Restituties |
| VII. <u>CARNE SUINA</u> | 79 | VII. <u>VARKENSVLEES</u> |
| A. Prezzi fissati | 80 - 81 | A. Vastgestelde prijzen |
| B. Prezzi di mercato | | B. Marktprijzen |
| 1. Suini | 82 - 90 | 1. Varkens |
| 2. Pezzi staccati. | 91 - 94 | 2. Deelstukken |
| VIII. <u>UOVA</u> | 95 | VIII. <u>EIEREN</u> |
| A. Prezzi fissati | 96 | A. Vastgestelde prijzen |
| B. Prezzi di mercato | 97 - 101 | B. Marktprijzen |
| IX. <u>POLLAME</u> | 103 | IX. <u>GEVOGELTE</u> |
| A. Prezzi fissati | 104 - 105 | A. Vastgestelde prijzen |
| B. Prezzi di mercato | 106 - 107 | B. Marktprijzen |
| X. <u>CARNE BOVINE</u> | 109 | X. <u>RUNDVLEES</u> |
| A. Prezzi fissati | 110 | A. Vastgestelde prijzen |
| B. Prezzi di mercato | 111 - 126 | B. Marktprijzen |
| C. Prelievi verso paesi terzi | 127 - 130 | C. Heffingen tegenover derde Landen |
| XI. <u>PRODOTTI LATTIERO-CASEARI</u> | 131 | XI. <u>ZUIVELPRODUKTEN</u> |
| A. Prezzi fissati | 132 | A. Vastgestelde prijzen |
| B. Prezzi d'entrata- Prelievi verso paesi terzi | 133 - 134 | B. Drenpelprijzen- Heffingen tegenover derde Landen |

INLEDENDE BEMÆRKNING

Alle de i dette hæfte opførte angivelser (priser, importafgifter o.a.) kan betragtes som endelige, dog under forbehold af eventuelle trykfejl og senere ændringer af de angivelser, som har tjent til beregning af gennemsnit.

VORBEMERKUNG

Alle in diesem Heft aufgenommenen Angaben (Preise, Abschöpfungen) können als endgültig angesehen werden, jedoch unter dem Vorbehalt eventueller Druckfehler und etwaigen nachträglichen Änderungen derjenigen Angaben, die zur Berechnung von Durchschnitten gedient haben.

PRELIMINARY NOTE

The data contained in this publication (prices, levies, etc...) may be regarded as definitive, subject to any printing errors or to changes subsequently made to the data used for calculating averages. The Continental practice of using commas rather than decimal points has been followed throughout this publication.

REMARQUE PRELIMINAIRE

Toutes les données, reprises dans cette publication (prix, prélèvements, e.a.) peuvent être considérées comme définitives, sous réserve toutefois des fautes d'impression éventuelles ou des modifications, apportées ultérieurement aux données, qui ont servi de base pour le calcul des moyennes.

NOTA PRELIMINARE

Tutti i dati ripresi in questa pubblicazione (prezzi, prelievi ed altri) possono essere considerati come definitivi, con riserva tuttavia ad eventuali errori di stampa o ad ulteriori modifiche apportate ai dati che sono serviti da base per il calcolo delle medie.

OPMERKING VOORAF

Alle in deze publicatie opgenomen gegevens (prijzen, heffingen, e.d.) kunnen als definitief worden beschouwd, onder voorbehoud echter van eventuele drukfouten en van wijzigingen die achteraf werden aangebracht in de grondgegevens, die als basis dienden voor de berekening van gemiddelden.

I

K O R N

G E T R E I D E

C E R E A L S

C E R E A L E S

C E R E A L I

G R A N E N

**INTERVENTIONSPRISER
INTERVENTIONSPREISE
INTERVENTION PRICES
PRIX D'INTERVENTION
PREZZI D'INTERVENTO
INTERVENTIEPRIJZEN**

**MARKEDSPRISER
MARKTPREISE
MARKET PRICES
PRIX DE MARCHÉ
PREZZI DI MERCATO
MARKTPRIJZEN**

**KORN
GETREIDE
CEREALES
CEREALES
CEREALES
GRANEN**

/100 kg

| Lande Land Country Pays Paese Land | Beskrivelse Beschreibung Description Description Descrizione Omschrijving | 1980 / 1981 | | | | | | | | | | | | Ø |
|--|--|-------------|--------|--------|--------|--------|--------|--------|--------|--------|--------|--------|--------|--------|
| | | AUG | SEP | OCT | NOV | DEC | JAN | FEB | MAR | APR | MAI | JUN | JUL | |
| BLT | | | | | | | | | | | | | | |
| A. Foderhvede, Futterweizen, Feed wheat, Fourrages, da Foraggio, voedertarwe | | | | | | | | | | | | | | |
| BELGIQUE/ BELGIE | Prix d'intervention uniques / Uniforme interventieprijsen | BFR | 631,6 | 639,2 | 646,8 | 654,3 | 661,9 | 669,5 | 677,1 | 684,7 | 692,2 | 704,6 | 674,1 | 674,1 |
| | | ECU | 15,588 | 15,777 | 15,962 | 16,149 | 16,336 | 16,523 | 16,710 | 16,897 | 17,084 | 17,271 | 16,523 | 16,523 |
| | Prix de marché / Marktprijzen Ø Bruxelles - Kortrijk - Liège - Antwerpen | BFR | 706,3 | 721,3 | 730,0 | 749,0 | 758,3 | 765,0 | 776,3 | 786,3 | 797,5 | 812,0 | 813,8 | |
| DANMARK | Enhedsinterventionspriser | DKR | 120,10 | 121,84 | 123,28 | 124,72 | 126,17 | 127,61 | 129,06 | 130,50 | 134,73 | 136,77 | 130,85 | 130,85 |
| | | ECU | 15,588 | 15,777 | 15,962 | 16,149 | 16,336 | 16,523 | 16,710 | 16,897 | 17,084 | 17,271 | 16,523 | 16,523 |
| | Markedspriser - København | DKR | - | - | - | - | - | - | - | - | - | - | - | - |
| BR DEUTSCHLAND | Einheitliche Interventionspreise | DM | 42,89 | 43,41 | 43,92 | 44,44 | 44,95 | 45,47 | 45,98 | 46,50 | 47,01 | 47,53 | 45,47 | 45,47 |
| | | ECU | 15,588 | 15,777 | 15,962 | 16,149 | 16,336 | 16,523 | 16,710 | 16,897 | 17,084 | 17,271 | 16,523 | 16,523 |
| | Marktpreise - Dortmund | DM | 47,15 | 48,34 | 48,65 | 50,03 | 50,65 | 51,65 | 51,71 | 51,90 | 53,15 | 53,80 | 53,58 | |
| | | ECU | 17,135 | 17,567 | 17,680 | 18,181 | 18,406 | 18,770 | 18,792 | 18,861 | 19,315 | 19,551 | 19,471 | |
| | Marktpreise - Mannheim | DM | 47,25 | 47,56 | - | - | - | - | - | - | - | - | - | - |
| | | ECU | 17,171 | 17,284 | - | - | - | - | - | - | - | - | - | - |
| FRANCE | Prix d'intervention uniques | FF | 91,14 | 92,24 | 93,33 | 94,42 | 95,52 | 96,61 | 97,70 | 98,80 | 102,00 | 103,54 | 99,06 | 99,06 |
| | | ECU | 15,588 | 15,777 | 15,962 | 16,149 | 16,336 | 16,523 | 16,710 | 16,897 | 17,084 | 17,271 | 16,523 | 16,523 |
| | Prix de marché - Dép. Seine-et-Marne | FF | - | - | - | - | - | - | - | - | - | - | - | - |
| | Prix de marché - Dép. Ile-de-France | FF | - | - | - | - | - | - | - | - | - | - | - | - |
| IRELAND | Single intervention prices | IRL | 10,28 | 10,40 | 10,52 | 10,65 | 10,77 | 10,89 | 11,02 | 11,14 | 11,63 | 11,83 | 11,32 | 11,32 |
| | | ECU | 15,588 | 15,777 | 15,962 | 16,149 | 16,336 | 16,523 | 16,710 | 16,897 | 17,084 | 17,271 | 16,523 | 16,523 |
| | Market prices - Cork | IRL | - | - | - | - | - | - | - | - | - | - | - | - |
| | | ECU | - | - | - | - | - | - | - | - | - | - | - | - |
| | Market prices - Enniscorthy | IRL | - | - | - | - | - | - | - | - | - | - | - | - |
| | | ECU | - | - | - | - | - | - | - | - | - | - | - | - |
| ITALIA | Prezzi d'intervento unici | LIT | 18,048 | 18,264 | 18,481 | 18,697 | 18,914 | 19,130 | 19,347 | 19,563 | 20,765 | 21,192 | 20,274 | 20,274 |
| | | ECU | 15,588 | 15,777 | 15,962 | 16,149 | 16,336 | 16,523 | 16,710 | 16,897 | 17,084 | 17,271 | 16,523 | 16,523 |
| | Prezzi di mercato - Napoli | LIT | - | - | - | - | - | - | - | - | - | - | - | - |
| | | ECU | - | - | - | - | - | - | - | - | - | - | - | - |
| | Prezzi di mercato - Udine | LIT | - | - | - | - | - | - | - | - | - | - | - | - |
| | | ECU | - | - | - | - | - | - | - | - | - | - | - | - |
| LUXEMBOURG | Prix d'intervention uniques | LFR | 631,6 | 639,2 | 646,8 | 654,3 | 661,9 | 669,5 | 677,1 | 684,7 | 692,2 | 704,06 | 674,1 | 674,1 |
| | | ECU | 15,588 | 15,777 | 15,962 | 16,149 | 16,336 | 16,523 | 16,710 | 16,897 | 17,084 | 17,271 | 16,523 | 16,523 |
| | Prix de marché - Ø pays | LFR | - | - | - | - | - | - | - | - | - | - | - | - |
| NEDERLAND | Uniforme interventieprijsen | HFL | 43,55 | 44,07 | 44,60 | 45,12 | 45,64 | 46,16 | 46,69 | 47,21 | 48,01 | 48,59 | 46,48 | 46,48 |
| | | ECU | 15,588 | 15,777 | 15,962 | 16,149 | 16,336 | 16,523 | 16,710 | 16,897 | 17,084 | 17,271 | 16,523 | 16,523 |
| | Marktprijzen - Rotterdam | HFL | - | - | - | - | - | - | - | - | - | - | - | - |
| | | ECU | - | - | - | - | - | - | - | - | - | - | - | - |
| UNITED KINGDOM | Single intervention prices | UKL | 9,64 | 9,76 | 9,87 | 9,99 | 10,11 | 10,22 | 10,34 | 10,45 | 10,57 | 10,68 | 10,22 | 10,22 |
| | | ECU | 15,588 | 15,777 | 15,962 | 16,149 | 16,336 | 16,523 | 16,710 | 16,897 | 17,084 | 17,271 | 16,523 | 16,523 |
| | Market prices - London/Tilbury | UKL | 9,97 | 9,82 | 10,01 | 10,24 | 10,53 | 10,75 | 10,89 | 11,36 | 11,94 | 11,92 | 11,80 | 11,80 |
| | | ECU | 16,116 | 15,873 | 16,180 | 16,552 | 17,021 | 17,376 | 17,603 | 18,362 | 19,300 | 19,268 | 19,074 | 19,074 |
| | Market prices - Cambridge | UKL | 10,12 | 9,97 | 10,23 | 10,40 | 10,66 | 10,76 | 11,04 | 11,43 | 11,89 | 11,94 | 11,81 | 11,81 |
| | | ECU | 16,358 | 16,116 | 16,536 | 16,811 | 17,231 | 17,393 | 17,845 | 18,476 | 19,219 | 19,300 | 19,090 | 19,090 |

**INTERVENTIONSPRISER
INTERVENTIONSPREISE
INTERVENTION PRICES
PRIX D'INTERVENTION
PREZZI D'INTERVENTO
INTERVENTIEPRIJZEN**

**MARKEDSPRISER
MARKTPREISE
MARKET PRICES
PRIX DE MARCHÉ
PREZZI DI MERCATO
MARKTPRIJZEN**

**KORN
GETREIDE
CEREALES
CEREALES
CEREALI
GRANEN**

/100 kg

| Lande Land Country Pays Paese Land | Beskrivelse Beschreibung Description Description Descrizione Omschrijving | | 1981 | | | | | | | | | | | | |
|---|--|-----|--------|-------|-------|-------|--------|-------|-------|-------|--------|-------|-------|-------|-------|
| | | | APR | | | | MAI | | | | JUN | | | | |
| | | | 29-4 | 5-11 | 12-18 | 19-25 | 26- 2 | 3 - 9 | 10-16 | 17-23 | 24-30 | 31-6 | 7-13 | 14-20 | 21-27 |
| BLT | | | | | | | | | | | | | | | |
| A. Foderhvede, Futterweizen, Feed wheat, Fourrages, da foraggio, voedertarwe. | | | | | | | | | | | | | | | |
| BELGIQUE/ BELGIE | Prix d'intervention uniques / Uniforme interventieprijsen | BFR | 696,2 | | | | 704,6 | | | | 674,1 | | | | |
| | Prix de marché / Marktprijzen Ø Bruxelles-Kortrijk-Liège-Antwerpen | | 790,0 | 795,0 | 800,0 | 805,0 | 810,0 | 815,0 | 815,0 | 810,0 | 810,0 | 810,0 | 815,0 | 815,0 | 815,0 |
| DANMARK | Enhedsinterventionspriser | DKR | 134,73 | | | | 136,77 | | | | 130,85 | | | | |
| | Markedspriser - København | | - | - | - | - | - | - | - | - | - | - | - | - | - |
| BR DEUTSCHLAND | Einheitliche Interventionspreise | DM | 47,01 | | | | 47,53 | | | | 45,47 | | | | |
| | Marktpreise - Dortmund | | - | 52,65 | - | 53,15 | 53,65 | 53,65 | 54,00 | 53,75 | - | 53,75 | 53,75 | - | 53,25 |
| | Marktpreise - Mannheim | | - | - | - | - | - | - | - | - | - | - | - | - | - |
| FRANCE | Prix d'intervention uniques | FF | 102,00 | | | | 103,54 | | | | 99,06 | | | | |
| | Prix de marché - Dép. Seine-et-Marne | | - | - | - | - | - | - | - | - | - | - | - | - | |
| | Prix de marché - Dép. Ile-de-France | | - | - | - | - | - | - | - | - | - | - | - | - | |
| IRELAND | Single intervention prices | IRL | 11,63 | | | | 11,83 | | | | 11,32 | | | | |
| | Market prices - Cork | | - | - | - | - | - | - | - | - | - | - | - | - | |
| | Market prices - Enniscorthy | | - | - | - | - | - | - | - | - | - | - | - | - | |
| ITALIA | Prezzi d'intervento unici | LIT | 20.765 | | | | 21.192 | | | | 20.274 | | | | |
| | Prezzi di mercato - Napoli | | - | - | - | - | - | - | - | - | - | - | - | - | |
| | Prezzi di mercato - Udine | | - | - | - | - | - | - | - | - | - | - | - | - | |
| LUXEMBOURG | Prix d'intervention uniques | LFR | 696,2 | | | | 704,6 | | | | 674,1 | | | | |
| | Prix de marché - Ø pays | | - | - | - | - | - | - | - | - | - | - | - | - | |
| NEDERLAND | Uniforme interventieprijsen | HFL | 48,01 | | | | 48,59 | | | | 46,48 | | | | |
| | Marktprijzen - Rotterdam | | - | - | - | - | - | - | - | - | - | - | - | - | |
| UNITED KINGDOM | Single intervention prices | UKL | 10,57 | | | | 10,68 | | | | 10,22 | | | | |
| | Market prices - London/Tilbury | | 11,58 | 11,67 | - | 12,04 | 12,10 | 11,91 | 11,95 | 11,93 | 11,89 | 11,89 | 11,82 | 11,82 | 11,78 |
| | Market prices - Cambridge | | 11,55 | 11,67 | - | 12,08 | 11,93 | 11,96 | 11,96 | 11,96 | 11,87 | 11,89 | 11,83 | 11,79 | 11,83 |

**REFERENCEPRIS
REFERENZPREIS
REFERENCE PRICE
PRIX DE REFERENCE
PREZZI DI RIFERIMENTO
REFERENTIEPRIJS**

**MARKEDSPRISER
MARKTPREISE
MARKET PRICES
PRIX DE MARCHÉ
PREZZI DI MERCATO
MARKTPRIJZEN**

**KORN
GETREIDE
CEREALS
CEREALES
CERALI
GRANEN**

/100 kg

| Lande Land Country Pays Paese Land | Beskrivelse Beschreibung Description Description Descrizione Omschrijving | 1980 / 1981 | | | | | | | | | | | | Ø |
|---|---|-------------|--------|--------|--------|--------|--------|--------|--------|--------|--------|--------|--------|--------|
| | | AUG | SEP | OCT | NOV | DEC | JAN | FEB | MAR | APR | MAI | JUN | JUL | |
| | | BLT | | | | | | | | | | | | |
| B. Brødfremstilling, Brotherstellung, Bread-making, panifiable, panificabile, broodbereiding | | | | | | | | | | | | | | |
| BELGIQUE / BELGIE | Prix de référence / Referentieprij | BFR | 709,9 | 717,5 | 725,0 | 732,6 | 740,2 | 747,8 | 755,4 | 762,9 | 774,9 | 783,5 | 754,1 | 754,1 |
| | | ECU | 17,520 | 17,707 | 17,894 | 18,081 | 18,268 | 18,455 | 18,642 | 18,829 | 19,016 | 19,203 | 18,484 | 18,484 |
| | Prix de marché / Marktprijzen Ø Bruxelles-Kortrijk-Liège-Antwerpen | BFR | 714,3 | 726,6 | 743,2 | 757,0 | 760,9 | 767,6 | 775,1 | 785,7 | 801,6 | 815,4 | 816,4 | |
| DANMARK | Referencepris | DKR | 135,31 | 136,76 | 138,20 | 139,64 | 141,09 | 142,53 | 143,98 | 145,42 | 149,97 | 152,07 | 146,38 | 146,38 |
| | | ECU | 17,520 | 17,707 | 17,894 | 18,081 | 18,268 | 18,455 | 18,642 | 18,829 | 19,016 | 19,203 | 18,484 | 18,484 |
| | Markedspriser - København | DKR | - | 135,00 | 136,75 | 138,00 | 140,13 | 143,63 | 146,38 | 149,00 | 154,38 | 158,00 | 159,00 | |
| BR DEUTSCHLAND | Referenzpreis | DM | 48,21 | 48,73 | 49,24 | 49,75 | 50,27 | 50,78 | 51,30 | 51,81 | 52,33 | 52,84 | 50,86 | 50,86 |
| | | ECU | 17,520 | 17,707 | 17,894 | 18,081 | 18,268 | 18,455 | 18,642 | 18,829 | 19,016 | 19,203 | 18,484 | 18,484 |
| | Marktpreise - Duisburg | DM | 48,75 | 48,88 | 49,47 | 50,20 | 50,65 | 51,45 | 52,28 | 52,40 | 52,70 | 52,82 | - | |
| FRANCE | Prix de référence | FF | 102,44 | 103,53 | 104,63 | 105,72 | 106,81 | 107,91 | 109,00 | 110,09 | 113,54 | 115,13 | 110,82 | 110,82 |
| | | ECU | 17,520 | 17,707 | 17,894 | 18,081 | 18,268 | 18,455 | 18,642 | 18,829 | 19,016 | 19,203 | 18,484 | 18,484 |
| | Prix de marché I } Département Isère Prix de marché II } Département Loir-et-Cher | FF | 103,85 | 102,59 | 104,21 | 107,53 | 108,08 | 108,79 | 110,54 | 111,88 | 113,10 | 115,06 | 117,40 | |
| IRELAND | Reference price | IRL | 11,55 | 11,67 | 11,80 | 11,92 | 12,04 | 12,17 | 12,29 | 12,41 | 12,95 | 13,16 | 12,66 | 12,66 |
| | | ECU | 17,520 | 17,707 | 17,894 | 18,081 | 18,268 | 18,455 | 18,642 | 18,829 | 19,016 | 19,203 | 18,484 | 18,484 |
| | Market prices - Cork | IRL | - | - | - | - | - | - | - | - | - | - | 13,50 | |
| ITALIA | Prezzi di riferimento | LIT | 20.284 | 20.501 | 20.717 | 20.934 | 21.151 | 21.367 | 21.584 | 21.800 | 23.113 | 23.562 | 22.680 | 22.680 |
| | | ECU | 17,520 | 17,707 | 17,894 | 18,081 | 18,268 | 18,455 | 18,642 | 18,829 | 19,016 | 19,203 | 18,484 | 18,484 |
| | Prezzi di mercato - Napoli | LIT | 23.800 | 23.917 | 24.150 | 24.350 | - | - | - | - | - | - | - | |
| LUXEMBOURG | Prix de référence | LFR | 709,9 | 717,5 | 725,0 | 732,6 | 740,2 | 747,8 | 755,4 | 762,9 | 774,9 | 783,5 | 754,1 | 754,1 |
| | | ECU | 17,520 | 17,707 | 17,894 | 18,081 | 18,268 | 18,455 | 18,642 | 18,829 | 19,016 | 19,203 | 18,484 | 18,484 |
| | Prix de marché - Ø pays | LFR | 662,0 | 662,0 | 662,0 | 662,0 | 662,0 | 662,0 | 662,0 | 662,0 | 662,0 | 662,0 | 662,0 | |
| NEDERLAND | Referentieprij | HFL | 48,95 | 49,47 | 49,99 | 50,52 | 51,04 | 51,56 | 52,08 | 52,61 | 53,43 | 54,02 | 52,00 | 52,00 |
| | | ECU | 17,520 | 17,707 | 17,894 | 18,081 | 18,268 | 18,455 | 18,642 | 18,829 | 19,016 | 19,203 | 18,484 | 18,484 |
| | Marktprijzen - Rotterdam | HFL | 46,50 | 47,59 | 48,62 | 49,73 | 50,00 | 50,81 | 51,33 | 51,80 | 53,33 | 54,44 | 53,44 | |
| UNITED KINGDOM | Reference price | UKL | 10,84 | 10,95 | 11,07 | 11,19 | 11,30 | 11,42 | 11,53 | 11,65 | 11,76 | 11,88 | 11,44 | 11,44 |
| | | ECU | 17,520 | 17,707 | 17,894 | 18,081 | 18,268 | 18,455 | 18,642 | 18,829 | 19,016 | 19,203 | 18,484 | 18,484 |
| | Market prices - London/Tilbury | UKL | 10,63 | 10,37 | 10,50 | 10,50 | 10,90 | 11,19 | 11,25 | 11,80 | 12,04 | 12,17 | 11,97 | |
| UNITED KINGDOM | Market prices - Cambridge | UKL | 17,182 | 16,762 | 16,972 | 16,972 | 17,619 | 18,088 | 18,185 | 19,074 | 19,462 | 19,672 | 19,348 | |
| | | ECU | 17,520 | 17,707 | 17,894 | 18,081 | 18,268 | 18,455 | 18,642 | 18,829 | 19,016 | 19,203 | 18,484 | 18,484 |
| | | UKL | 10,46 | 10,43 | 10,59 | 10,69 | 11,11 | 11,18 | 11,44 | 11,82 | 12,21 | 12,15 | 12,04 | |
| | | ECU | 16,908 | 16,859 | 17,118 | 17,279 | 17,958 | 18,071 | 18,492 | 19,106 | 19,736 | 19,639 | 19,462 | |

REFERENCEPRIS
REFERENZPREIS
REFERENCE PRICE
PRIX DE REFERENCE
PREZZI DI RIFERIMENTO
REFERENTIEPRIJS

MARKEDSPRISER
MARKTPREISE
MARKET PRICES
PRIX DE MARCHÉ
PREZZI DI MERCATO
MARKTPRIJZEN

KORN
GETREIDE
CEREALS
CEREALES
CEREALI
GRANEN

/100 kg

| Lande Land Country Pays Paese Land | Beskrivelse Beschreibung Description Description Descrizione Omschrijving | 1981 | | | | | | | | | | | | | | |
|---|---|------|--------|--------|--------|--------|--------|--------|--------|--------|--------|--------|--------|--------|--------|--------|
| | | APR | | | | MAI | | | | JUN | | | | | | |
| | | 29-4 | 5-11 | 12-18 | 19-25 | 26-2 | 3-9 | 10-16 | 17-23 | 24-30 | 31-6 | 7-13 | 14-20 | 21-27 | | |
| BLT | | | | | | | | | | | | | | | | |
| B. Brødfremstilling, Brotherstellung, Bread-making, panifiable, panificabile, broodbereiding. | | | | | | | | | | | | | | | | |
| BELGIQUE / BELGIE | Prix de référence/ Referentieprij Prix de marche / Marktprijzen Ø Bruxelles-Kortrijk-Liège-Antwerpen | BFR | 774,9 | | | | 783,5 | | | | 754,1 | | | | | |
| | | | 793,5 | 800,0 | 801,0 | 810,0 | 809,8 | 812,3 | 814,8 | 817,3 | 817,3 | 817,3 | 820,0 | 816,0 | 816,0 | |
| DANMARK | Referencepris Markedspriser - København | DKR | 149,97 | | | | 152,07 | | | | 146,38 | | | | | |
| | | | - | 152,50 | 154,00 | 154,00 | 157,00 | 157,00 | - | 158,00 | 159,00 | 159,00 | 159,00 | 159,00 | - | |
| BR DEUTSCHLAND | Referenzpreis Marktpreise - Duisburg Marktpreise - Würzburg | DM | 52,33 | | | | 52,84 | | | | 50,86 | | | | | |
| | | | - | - | 52,65 | - | 52,75 | - | 53,15 | 52,65 | 52,65 | - | - | - | - | |
| | | | - | 52,15 | - | 52,15 | - | 52,50 | 52,65 | 52,90 | 52,90 | 53,00 | - | - | - | |
| FRANCE | Prix de référence | FF | 113,54 | | | | 115,13 | | | | 110,82 | | | | | |
| | Prix de marché I } Département Isère | | | - | 112,70 | 112,70 | 113,47 | 113,72 | 112,53 | 115,53 | 116,09 | 116,09 | 117,65 | 117,65 | 117,65 | 117,21 |
| | Prix de marché II } | | | - | 112,70 | 112,70 | 113,47 | 113,72 | 112,53 | 115,53 | 116,09 | 116,09 | 117,65 | 117,65 | 117,65 | 117,21 |
| | Prix de marché I } Département Loir-et-Cher | | | - | 107,90 | 108,41 | 111,78 | 109,47 | 111,93 | 111,73 | 113,09 | 113,09 | - | 113,35 | 113,05 | 113,21 |
| | Prix de marché II } | | | - | 106,98 | 107,49 | 111,78 | 109,47 | 111,01 | 110,81 | 112,17 | 112,17 | - | 113,35 | 113,05 | 113,21 |
| IRELAND | Reference price Market prices - Cork Market prices - Enniscorthy | IRL | 12,95 | | | | 13,16 | | | | 12,66 | | | | | |
| | | | - | - | - | - | - | - | - | - | - | - | - | 13,50 | | |
| | | | - | - | - | - | - | - | - | - | - | - | - | 13,60 | | |
| ITALIA | Prezzi di riferimento Prezzi di mercato - Napoli Prezzi di mercato - Udine | LIT | 23.113 | | | | 23.562 | | | | 22.680 | | | | | |
| | | | - | - | - | - | - | - | - | - | - | - | - | - | | |
| | | | 25.800 | 26.400 | - | 26.600 | - | 26.700 | 26.800 | 26.600 | 26.250 | 25.500 | 25.300 | 25.700 | - | |
| LUXEMBOURG | Prix de référence Prix de marché - Ø pays | LFR | 774,9 | | | | 783,5 | | | | 754,1 | | | | | |
| | | | . | . | . | . | . | . | . | . | . | . | . | . | | |
| NEDERLAND | Referentieprij Marktprijzen - Rotterdam | HFL | 53,43 | | | | 54,02 | | | | 52,00 | | | | | |
| | | | 52,35 | 53,10 | 53,65 | 53,80 | 53,75 | 54,25 | 54,75 | 54,50 | 54,25 | 54,00 | 53,25 | 53,25 | 53,25 | |
| UNITED KINGDOM | Reference price Market prices - London/Tilbury Market prices - Cambridge | UKL | 11,76 | | | | 11,88 | | | | 11,44 | | | | | |
| | | | 11,98 | 11,88 | - | 12,07 | 12,17 | 11,91 | 12,22 | 12,29 | 12,24 | - | 12,18 | 12,02 | 11,73 | |
| | | | 11,92 | 12,04 | - | 12,37 | 12,22 | 12,14 | 12,22 | 12,20 | 12,04 | 12,09 | 12,06 | 11,97 | 12,06 | |

BLØD HVEDE

WEICHWEIZEN

COMMON WHEAT

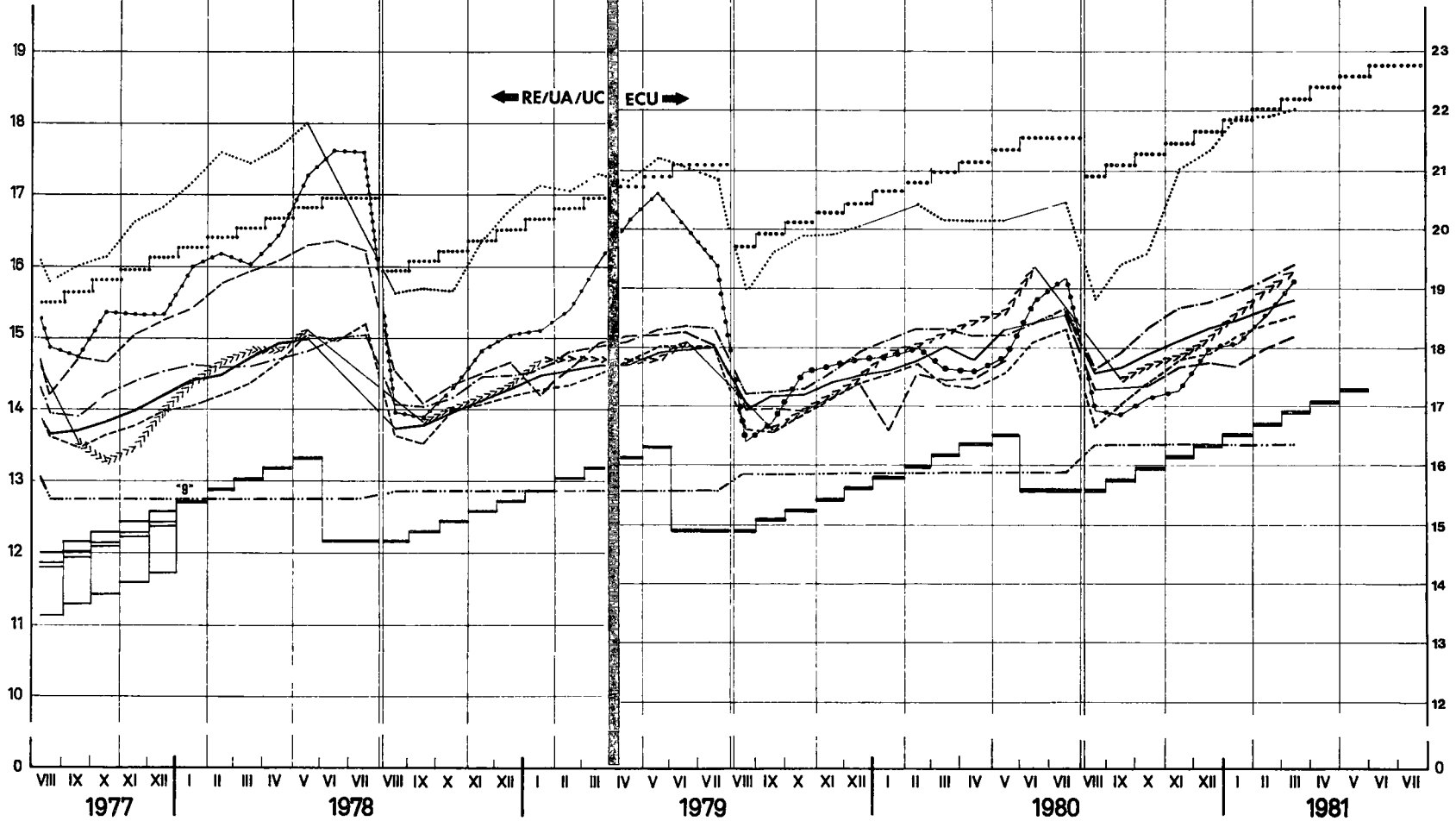
FROMENT TENDRE

FRUMENTO TENERO

ZACHTE TARWE

RE/UA/UC/100kg

ECU/100kg



..... Tærskelpriser/Schwellenpreise/Threshold prices/Prix de seuil/Prezzi d'entrata/Drempelprijzen
 ————— Enhedsinterventionspriser/Einheitliche Interventionspreise/Single intervention prices/Prix d'intervention uniques/Prezzi d'intervento unici/Uniforme interventieprijzen

Markedpriser / Marktpreise / Market prices / Prix de marché / Prezzi di mercato / Marktprijzen :

| | | |
|---|-------------------------------|---------------------------------|
| ----- BELGIQUE/BELGIË: Bruxelles, Kortrijk, Liège, Antwerpen | ----- FRANCE: Loir et Cher | ----- LUXEMBOURG: |
| >>>>>>> DANMARK: København | ITALIA: Udine | ----- NEDERLAND: Rotterdam |
| ————— DEUTSCHLAND: Würzburg | IRELAND: Enniscorthy | ----- UNITED KINGDOM: Cambridge |

**INTERVENTIONSPRISER
INTERVENTIONS PREISE
INTERVENTION PRICES
PRIX D'INTERVENTION
PREZZI D'INTERVENTO
INTERVENTIEPRIJZEN**

**MARKEDSPRISER
MARKTPREISE
MARKET PRICES
PRIX DE MARCHÉ
PREZZI DI MERCATO
MARKTPRIJZEN**

**KORN
GETREIDE
CEREALS
CEREALES
CERALI
GRANEN**

/100 kg

| Lande Land Country Pays Paese Land | Beskrivelse Beschreibung Description Description Descrizione Omschrijving | 1980 / 1981 | | | | | | | | | | | | Ø |
|---|--|-------------|--------|--------|--------|--------|--------|--------|--------|--------|--------|--------|--------|--------|
| | | AUG | SEP | OCT | NOV | DEC | JAN | FEB | MAR | APR | MAI | JUN | JUL | |
| SEG | | | | | | | | | | | | | | |
| BELGIQUE / BELGIE | Prix d'intervention uniques / Uniforme interventieprijsen | BFR | 663,8 | 671,4 | 678,9 | 686,5 | 694,1 | 701,7 | 709,2 | 716,8 | 728,6 | 737,0 | 690,3 | 690,3 |
| | | ECU | 16,382 | 16,569 | 16,756 | 16,943 | 17,130 | 17,317 | 17,504 | 17,691 | 17,878 | 18,065 | 16,920 | 16,920 |
| | Prix de marché / Marktprijzen Ø Bruxelles-Kortrijk-Liège-Antwerpen | BFR | 668,8 | 670,7 | 686,0 | 703,8 | 718,4 | 732,6 | 747,5 | 760,7 | 766,4 | 772,8 | 777,5 | |
| DANMARK | Enhedsinterventionspriser | DKR | 126,52 | 127,97 | 129,41 | 130,86 | 132,30 | 133,75 | 135,19 | 136,63 | 141,00 | 143,06 | 133,99 | |
| | | ECU | 16,382 | 16,569 | 16,756 | 16,943 | 17,130 | 17,317 | 17,504 | 17,691 | 17,878 | 18,065 | 16,920 | 16,920 |
| | Markedspriser - København | DKR | - | 132,33 | 134,50 | 136,00 | 136,63 | 142,63 | 146,50 | 148,00 | 152,25 | - | - | |
| BR DEUTSCHLAND | Einheitliche Interventionspreise | DM | 45,08 | 45,59 | 46,11 | 46,62 | 47,14 | 47,65 | 48,17 | 48,68 | 49,20 | 49,71 | 46,56 | 46,56 |
| | | ECU | 16,382 | 16,569 | 16,756 | 16,943 | 17,130 | 17,317 | 17,504 | 17,691 | 17,878 | 18,065 | 16,920 | 16,920 |
| | Marktpreise - Duisburg | DM | 46,70 | 47,30 | - | 48,90 | - | - | - | - | - | - | - | |
| | | ECU | 16,971 | 17,189 | - | 17,771 | - | - | - | - | - | - | - | |
| | Marktpreise - Würzburg | DM | 47,78 | 48,09 | 48,90 | 49,59 | 50,25 | 51,25 | 51,75 | 52,00 | 52,15 | 52,15 | 51,90 | |
| FRANCE | Prix d'intervention uniques | FF | 95,79 | 96,88 | 97,97 | 99,07 | 100,16 | 101,25 | 102,35 | 103,44 | 106,74 | 108,30 | 101,44 | 101,44 |
| | | ECU | 16,382 | 16,569 | 16,756 | 16,943 | 17,130 | 17,317 | 17,504 | 17,691 | 17,878 | 18,065 | 16,920 | 16,920 |
| | Prix de marché - Département Loiret | FF | - | - | - | - | - | - | - | - | - | - | - | |
| IRELAND | Single intervention prices | IRL | 10,80 | 10,92 | 11,05 | 11,17 | 11,29 | 11,42 | 11,54 | 11,66 | 12,17 | 12,38 | 11,59 | 11,59 |
| | | ECU | 16,382 | 16,569 | 16,756 | 16,943 | 17,130 | 17,317 | 17,504 | 17,691 | 17,878 | 18,065 | 16,920 | 16,920 |
| | Market prices - Enniscorthy | IRL | - | - | - | - | - | - | - | - | - | - | - | |
| ITALIA | Prezzi d'intervento unici | LIT | 18.967 | 19.183 | 19.400 | 19.616 | 19.833 | 20.049 | 20.266 | 20.482 | 21.730 | 22.166 | 20.761 | 20.761 |
| | | ECU | 16,382 | 16,569 | 16,756 | 16,943 | 17,130 | 17,317 | 17,504 | 17,691 | 17,878 | 18,065 | 16,920 | 16,920 |
| | Prezzi di mercato - Bologna | LIT | - | - | - | - | - | - | - | - | - | - | - | |
| LUXEMBOURG | Prix d'intervention uniques | LFR | 663,8 | 671,4 | 678,9 | 686,5 | 694,1 | 701,7 | 709,2 | 716,8 | 728,6 | 737,0 | 690,3 | 690,3 |
| | | ECU | 16,382 | 16,569 | 16,756 | 16,943 | 17,130 | 17,317 | 17,504 | 17,691 | 17,878 | 18,065 | 16,920 | 16,920 |
| | Prix de marché - Ø pays | LFR | 594,0 | 594,0 | 594,0 | 594,0 | 594,0 | 594,0 | 594,0 | 594,0 | 594,0 | 594,0 | 594,0 | |
| NEDERLAND | Uniforme interventieprijsen | HFL | 45,77 | 46,29 | 46,81 | 47,34 | 47,86 | 48,38 | 48,90 | 49,43 | 50,24 | 50,82 | 47,60 | 47,60 |
| | | ECU | 16,382 | 16,569 | 16,756 | 16,943 | 17,130 | 17,317 | 17,504 | 17,691 | 17,878 | 18,065 | 16,920 | 16,920 |
| | Marktprijzen - Rotterdam | HFL | 46,75 | 47,25 | 48,10 | 49,13 | 50,10 | 50,56 | 50,75 | - | - | - | - | |
| UNITED KINGDOM | Single intervention prices | UKL | 10,13 | 10,25 | 10,37 | 10,48 | 10,60 | 10,71 | 10,83 | 10,94 | 11,06 | 11,18 | 10,47 | 10,47 |
| | | ECU | 16,382 | 16,569 | 16,756 | 16,943 | 17,130 | 17,317 | 17,504 | 17,691 | 17,878 | 18,065 | 16,920 | 16,920 |
| | Market prices - Cambridge | UKL | - | - | - | - | - | - | - | - | - | - | - | |
| | ECU | - | - | - | - | - | - | - | - | - | - | - | | |

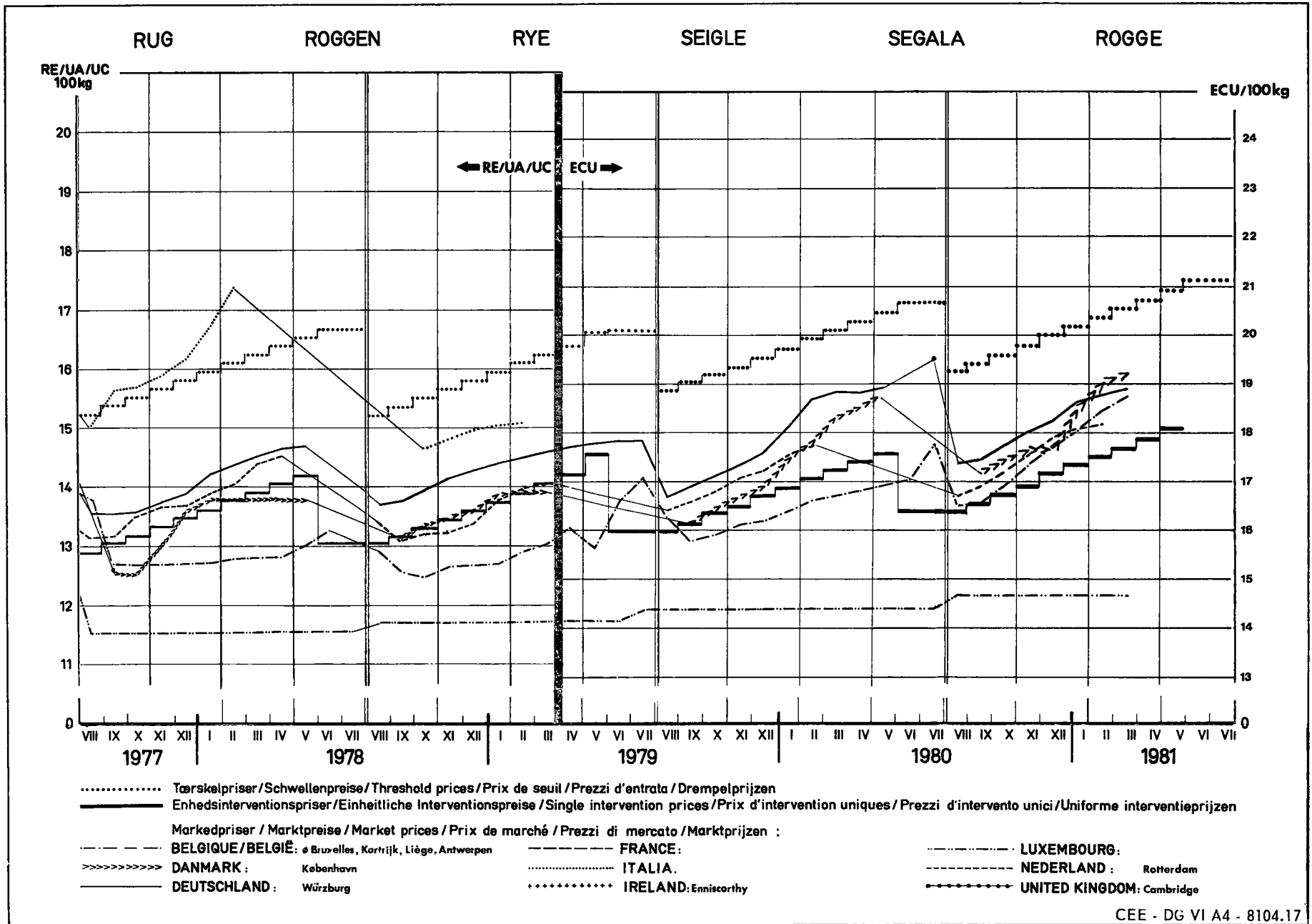
**INTERVENTIONSPRISER
INTERVENTIONSPREISE
INTERVENTION PRICES
PRIX D'INTERVENTION
PREZZI D'INTERVENTO
INTERVENTIEPRIJZEN**

**MARKEDSPRISER
MARKTPREISE
MARKET PRICES
PRIX DE MARCHÉ
PREZZI DI MERCATO
MARKTPRIJZEN**

**KORN
GETREIDE
CEREALES
CEREALES
CEREALES
GRANEN**

/100 kg

| Lande Land Country Pays Paese Land | Beskrivelse Beschreibung Description Descrizione Omschrijving | | 1981 | | | | | | | | | | | |
|---|---|-----|--------|--------|--------|--------|--------|--------|-------|-------|-------|--------|-------|-------|
| | | | APR | | | | | MAI | | | | JUN | | |
| | | | 29-4 | 5-11 | 12-18 | 19-25 | 26- 2 | 3 - 9 | 10-16 | 17-23 | 24-30 | 31-6 | 7-13 | 14-20 |
| SEG | | | | | | | | | | | | | | |
| BELGIQUE / BELGIE | Prix d'intervention uniques / Uniforme interventieprijsen | BFR | 728,6 | | | | | 737,0 | | | | 690,3 | | |
| | Prix de marché / Marktprijzen Ø Bruxelles - Kortrijk - Liège - Antwerpen | | 762,5 | 765,0 | 767,5 | 767,5 | 770,0 | 770,0 | 772,5 | 777,5 | 772,5 | 772,5 | 777,5 | 780,0 |
| DANMARK | Enhedsinterventionspriser | DKR | 141,00 | | | | | 143,06 | | | | 133,99 | | |
| | Markedspriser - København | | - | 151,00 | 152,00 | 152,00 | 154,00 | - | - | - | - | - | - | - |
| BR DEUTSCHLAND | Einheitliche Interventionspreise | DM | 49,20 | | | | | 49,71 | | | | 46,56 | | |
| | Marktpreise - Duisburg | | - | - | - | - | - | - | - | - | - | - | - | - |
| | Marktpreise - Würzburg | | - | 52,15 | - | 52,15 | - | 52,15 | 52,15 | 52,15 | 52,15 | 51,90 | - | - |
| FRANCE | Prix d'intervention uniques | FF | 106,74 | | | | | 108,30 | | | | 101,44 | | |
| | Prix de marché - Département Loiret | | - | - | - | - | - | - | - | - | - | - | - | - |
| IRELAND | Single intervention prices | IRL | 12,17 | | | | | 12,38 | | | | 11,59 | | |
| | Market prices - Ennisclorthy | | - | - | - | - | - | - | - | - | - | - | - | - |
| ITALIA | Prezzi d'intervento unici | LIT | 21.730 | | | | | 22.166 | | | | 20.761 | | |
| | Prezzi di mercato - Bologna | | - | - | - | - | - | - | - | - | - | - | - | - |
| LUXEMBOURG | Prix d'intervention uniques | LFR | 728,6 | | | | | 737,0 | | | | 690,3 | | |
| | Prix de marché - Ø pays | | . | . | . | . | . | . | . | . | . | . | . | . |
| NEDERLAND | Uniforme interventieprijsen | HFL | 50,24 | | | | | 50,82 | | | | 47,60 | | |
| | Marktprijzen - Rotterdam | | - | - | - | - | - | - | - | - | - | - | - | - |
| UNITED KINGDOM | Single intervention prices | UKL | 11,06 | | | | | 11,18 | | | | 10,47 | | |
| | Market prices - Cambridge | | - | - | - | - | - | - | - | - | - | - | - | - |



**INTERVENTIONSPRISE
INTERVENTIONSPREISE
INTERVENTION PRICES
PRIX D'INTERVENTION
PREZZI D'INTERVENTO
INTERVENTIEPRIJZEN**

**MARKEDSPRISE
MARKTPREISE
MARKET PRICES
PRIX DE MARCHÉ
PREZZI DI MERCATO
MARKTPRIJZEN**

**KORN
GETREIDE
CEREALS
CEREALES
CERALI
GRANEN**

/100 kg

| Land Land Country Pays Paese Land | Beskrivelse Beschreibung Description Descrizione Omschrijving | 1980 / 1981 | | | | | | | | | | | | Ø |
|--|---|-------------|--------|--------|--------|--------|--------|--------|--------|--------|--------|--------|--------|--------|
| | | AUG | SEP | OCT | NOV | DEC | JAN | FEB | MAR | APR | MAI | JUN | JUL | |
| ORG | | | | | | | | | | | | | | |
| BELGIQUE / BELGIE | Prix d'intervention uniques / Uniforme interventieprijsen | BFR | 631,6 | 639,2 | 646,8 | 654,3 | 661,9 | 669,5 | 677,1 | 684,7 | 696,2 | 704,6 | 674,1 | 674,1 |
| | | ECU | 15,588 | 15,775 | 15,962 | 16,149 | 16,336 | 16,523 | 16,710 | 16,897 | 17,084 | 17,271 | 16,523 | 16,523 |
| | Prix de marché / Marktprijzen Ø Bruxelles-Kortrijk-Liège-Antwerpen | BFR | 626,9 | 633,6 | 643,8 | 674,4 | 686,6 | 697,8 | 710,4 | 712,5 | 716,2 | 718,0 | 707,3 | |
| DANMARK | Enhedsinterventionspriser | DKR | 120,10 | 121,84 | 123,28 | 124,72 | 126,17 | 127,61 | 129,06 | 130,50 | 134,73 | 136,77 | 130,85 | 130,85 |
| | | ECU | 15,588 | 15,775 | 15,962 | 16,149 | 16,336 | 16,523 | 16,710 | 16,897 | 17,084 | 17,271 | 16,523 | 16,523 |
| | Markedspriser - København | DKR | - | 119,83 | 122,75 | 127,75 | 129,75 | 132,63 | 135,38 | 134,67 | 138,00 | 146,17 | 151,00 | |
| BR DEUTSCHLAND | Einheitliche Interventionspreise | DM | 42,89 | 43,41 | 43,92 | 44,44 | 44,95 | 45,47 | 45,98 | 46,50 | 47,01 | 47,53 | 45,47 | 45,47 |
| | | ECU | 15,588 | 15,775 | 15,962 | 16,149 | 16,336 | 16,523 | 16,710 | 16,897 | 17,084 | 17,271 | 16,523 | 26,523 |
| | Marktpreise - Dussburg | DM | 42,13 | 42,95 | 44,48 | 47,03 | 46,75 | 47,45 | 47,58 | 47,53 | 47,83 | 48,40 | 47,25 | |
| FRANCE | Prix de marché - Département Sarthe | ECU | 15,310 | 15,608 | 16,164 | 17,091 | 16,989 | 17,244 | 17,291 | 17,273 | 17,382 | 17,589 | 17,171 | |
| | Marktpreise - Würzburg | DM | 42,56 | 42,90 | 43,64 | 45,38 | 46,92 | 47,88 | 48,44 | 48,25 | 48,00 | 47,25 | 46,75 | |
| | | ECU | 15,467 | 15,590 | 15,859 | 16,491 | 17,051 | 17,400 | 17,603 | 17,534 | 17,443 | 17,171 | 16,989 | |
| FRANCE | Prix d'intervention uniques | FF | 91,14 | 92,24 | 93,33 | 94,42 | 95,52 | 96,61 | 97,70 | 98,80 | 102,00 | 103,54 | 99,06 | 99,06 |
| | | ECU | 15,588 | 15,775 | 15,962 | 16,149 | 16,336 | 16,523 | 16,710 | 16,897 | 17,084 | 17,271 | 16,523 | 16,523 |
| | Prix de marché - Département Sarthe | FF | 90,50 | 92,84 | 94,94 | 98,78 | 99,87 | 100,97 | 102,56 | 102,65 | 104,20 | 105,58 | 104,96 | |
| | Prix de marché - Région du Centre | ECU | 15,478 | 15,878 | 16,237 | 16,894 | 17,081 | 17,269 | 17,541 | 17,556 | 17,454 | 17,611 | 17,507 | |
| IRELAND | Single intervention prices | FF | 89,56 | 91,56 | 93,85 | 96,95 | 97,57 | 100,60 | 102,36 | 99,93 | 101,46 | 102,91 | 102,64 | |
| | | ECU | 15,317 | 15,659 | 16,051 | 16,581 | 16,687 | 17,205 | 17,506 | 17,091 | 16,995 | 17,165 | 17,120 | |
| | Market prices - Enniscorthy | IRL | 10,28 | 10,40 | 10,52 | 10,65 | 10,77 | 10,89 | 11,02 | 11,14 | 11,63 | 11,83 | 11,32 | 11,32 |
| ITALIA | Prezzi d'intervento unici | ECU | 15,588 | 15,775 | 15,962 | 16,149 | 16,336 | 16,523 | 16,710 | 16,897 | 17,084 | 17,271 | 16,523 | 16,523 |
| | Prezzi di mercato - Foggia | LIT | 18,048 | 18,264 | 18,481 | 18,697 | 18,914 | 19,130 | 19,347 | 19,563 | 20,765 | 21,192 | 20,274 | 20,274 |
| | | LIT | 19,750 | 20,000 | 20,000 | 20,550 | 22,500 | 23,500 | 23,750 | - | - | - | 22,410 | |
| LUXEMBOURG | Prix d'intervention uniques | ECU | 17,058 | 17,274 | 17,274 | 17,749 | 19,434 | 20,297 | 20,513 | - | - | - | 18,270 | |
| | Prix de marché - Ø pays | LFR | 631,6 | 639,2 | 646,8 | 654,3 | 661,9 | 669,5 | 677,1 | 684,7 | 696,2 | 704,6 | 674,1 | 674,1 |
| | | ECU | 15,588 | 15,775 | 15,962 | 16,149 | 16,336 | 16,523 | 16,710 | 16,897 | 17,084 | 17,271 | 16,523 | 16,523 |
| NEDERLAND | Uniforme interventieprijsen | LFR | - | - | - | - | - | - | - | - | - | - | - | - |
| | | ECU | - | - | - | - | - | - | - | - | - | - | - | - |
| | Marktprijzen - Rotterdam | HFL | 43,55 | 44,07 | 44,60 | 45,12 | 45,64 | 46,16 | 46,69 | 47,21 | 48,01 | 48,59 | 46,48 | 46,48 |
| UNITED KINGDOM | Single intervention prices | ECU | 15,527 | 15,895 | 16,038 | 16,980 | 17,180 | 17,427 | 17,585 | 17,538 | 17,545 | 17,962 | - | |
| | Market prices - Cambridge | UKL | 9,64 | 9,76 | 9,87 | 9,99 | 10,11 | 10,22 | 10,34 | 10,45 | 10,57 | 10,68 | 10,22 | 10,22 |
| | | ECU | 15,588 | 15,775 | 15,962 | 16,149 | 16,336 | 16,523 | 16,710 | 16,897 | 17,084 | 17,271 | 16,523 | 16,523 |
| | | UKL | 9,18 | 9,25 | 9,51 | 9,72 | 10,02 | 10,08 | 10,16 | 10,23 | 10,42 | 10,48 | 10,72 | |
| | | ECU | 14,839 | 14,952 | 15,372 | 15,712 | 16,196 | 16,293 | 16,423 | 16,536 | 16,843 | 16,940 | 17,328 | |

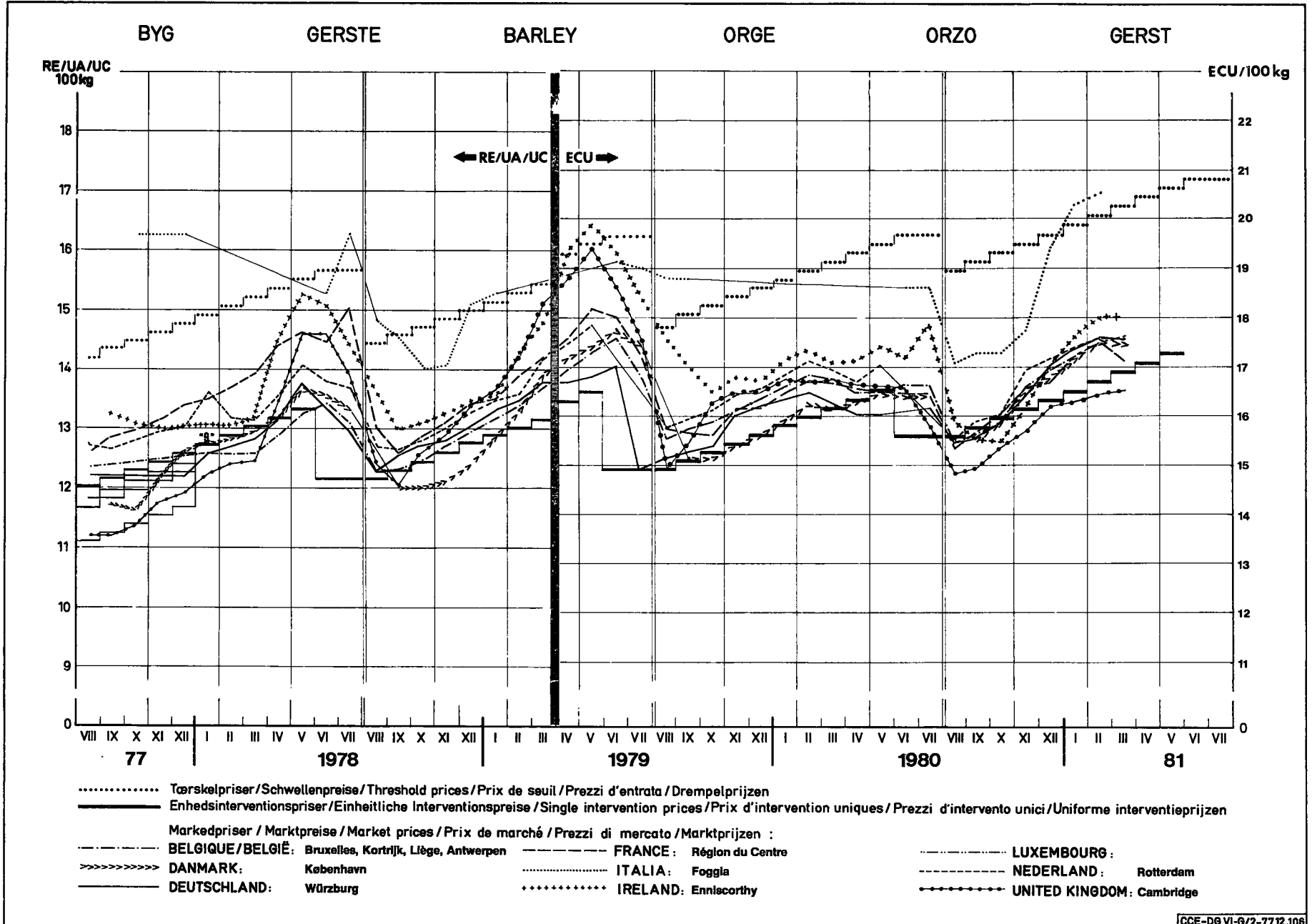
**INTERVENTIONSPRISER
INTERVENTIONSPREISE
INTERVENTION PRICES
PRIX D'INTERVENTION
PREZZI D'INTERVENTO
INTERVENTIEPRIJZEN**

**MARKEDSPRISER
MARKTPREISE
MARKET PRICES
PRIX DE MARCHE
PREZZI DI MERCATO
MARKTPRIJZEN**

**KORN
GETREIDE
CEREALS
CEREALES
CEREALI
GRANEN**

/100 kg

| Lande Land Country Pays Paese Land | Beskrivelse Beschreibung Description Description Descrizione Omschrijving | | 1981 | | | | | | | | | | | | |
|---|--|-----|--------|--------|--------|--------|--------|--------|--------|--------|--------|--------|--------|--------|--------|
| | | | APR | | | | MAI | | | | JUN | | | | |
| | | | 29-4 | 5-11 | 12-18 | 19-25 | 26-2 | 3-9 | 10-16 | 17-23 | 24-30 | 31-6 | 7-13 | 14-20 | 21-27 |
| ORG | | | | | | | | | | | | | | | |
| BELGIQUE / BELGIE | Prix d'intervention uniques / Uniforme interventieprijsen | BFR | 696,2 | | | | 704,6 | | | | 674,1 | | | | |
| | Prix de marché / Marktprijzen Ø Bruxelles - Kortrijk - Liège - Antwerpen | | 714,3 | 715,8 | 717,9 | 720,0 | 716,4 | 716,4 | 720,0 | 720,0 | 717,1 | 712,1 | 713,8 | 706,4 | 701,4 |
| DANMARK | Enhedsinterventionspriser | DKR | 134,73 | | | | 136,77 | | | | 130,85 | | | | |
| | Markedspriser - København | | - | 136,00 | 138,00 | 138,00 | 140,00 | 141,50 | - | 145,50 | 151,50 | 152,00 | 152,00 | 152,00 | 151,00 |
| BR DEUTSCHLAND | Einheitliche Interventionspreise | DM | 47,01 | | | | 47,53 | | | | 45,47 | | | | |
| | Marktpreise - Duisburg | | - | - | 47,65 | - | 48,00 | - | 48,40 | 48,40 | 48,40 | - | - | - | 47,25 |
| | Marktpreise - Würzburg | | - | 48,25 | - | 47,75 | - | 47,75 | 47,25 | 47,25 | 46,75 | 46,75 | - | - | - |
| FRANCE | Prix d'intervention uniques | FF | 102,00 | | | | 103,54 | | | | 99,06 | | | | |
| | Prix de marché - Département Sarthe | | - | - | - | 104,20 | - | - | - | 105,58 | - | - | - | 104,96 | - |
| | Prix de marché - Région du Centre | | - | 100,47 | 101,44 | 102,03 | 102,07 | 102,59 | 102,99 | 103,21 | 103,09 | 102,96 | 102,71 | 102,93 | 102,21 |
| IRELAND | Single intervention prices | IRL | 11,63 | | | | 11,83 | | | | 11,32 | | | | |
| | Market prices - Enniscorthy | | 12,00 | 12,25 | 12,25 | 12,35 | 12,55 | 12,60 | 12,60 | 12,70 | 12,75 | 12,75 | 12,95 | 13,10 | - |
| ITALIA | Prezzi d'intervento unici | LIT | 20.765 | | | | 21.192 | | | | 20.274 | | | | |
| | Prezzi di mercato - Foggia | | - | - | - | - | - | - | - | - | - | - | 22.250 | 22.250 | 22.750 |
| LUXEMBOURG | Prix d'intervention uniques | LFR | 696,2 | | | | 704,6 | | | | 674,1 | | | | |
| | Prix de marché - Ø pays | | - | - | - | - | - | - | - | - | - | - | - | - | - |
| NEDERLAND | Uniforme interventieprijsen | HFL | 48,01 | | | | 48,59 | | | | 46,48 | | | | |
| | Marktprijzen - Rotterdam | | 49,00 | 49,25 | 49,25 | 49,50 | 49,50 | 50,00 | 50,10 | 51,00 | 51,00 | - | - | - | - |
| UNITED KINGDOM | Single intervention prices | UKL | 10,57 | | | | 10,68 | | | | 10,22 | | | | |
| | Market prices - Cambridge | | 10,31 | 10,40 | - | 10,43 | 10,42 | 10,42 | 10,43 | 10,48 | 10,57 | 10,57 | 10,59 | 10,66 | 10,85 |



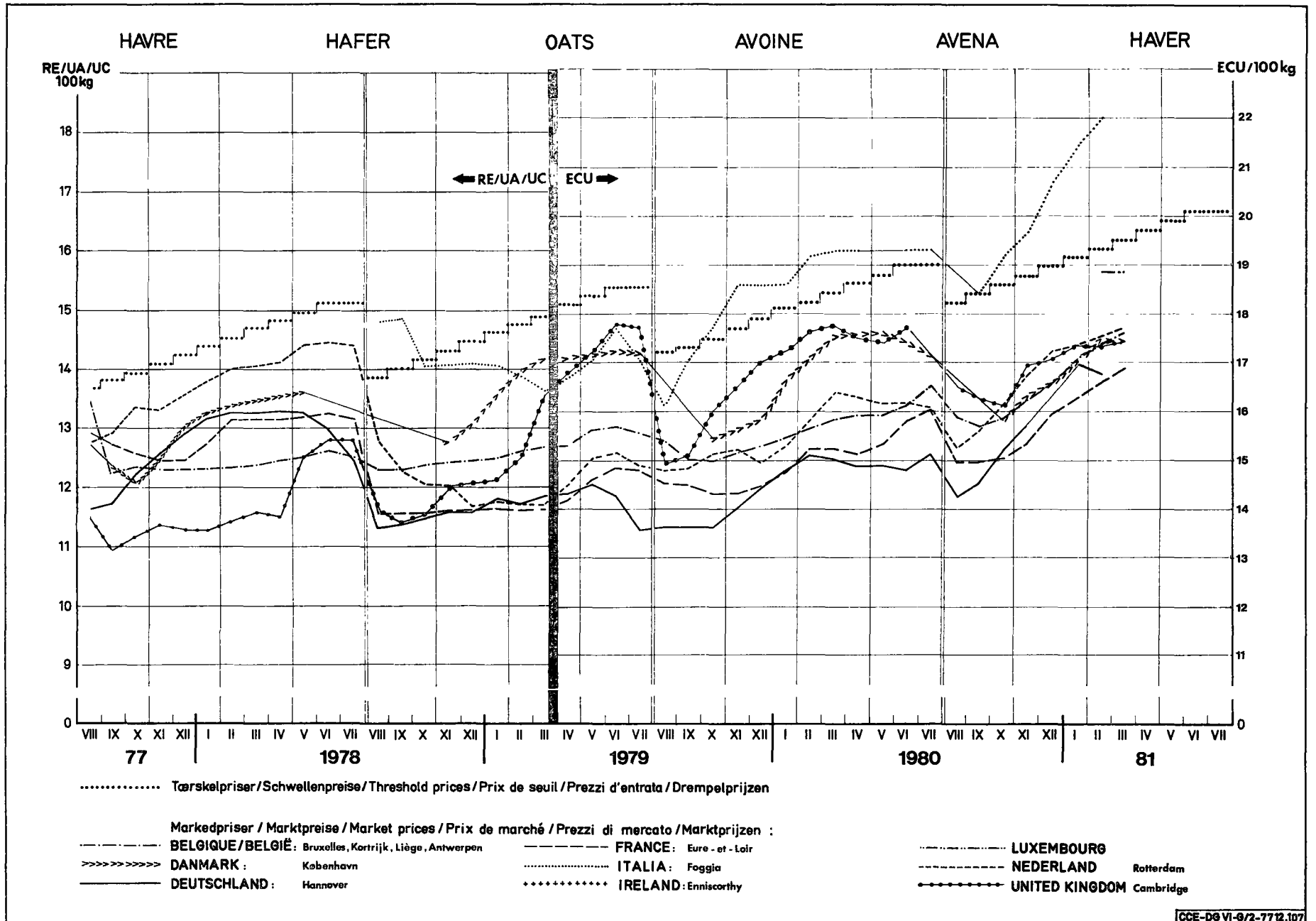
**INTERVENTIONSPRISER
INTERVENTIONSPREISE
INTERVENTION PRICES
PRIX D'INTERVENTION
PREZZI D'INTERVENTO
INTERVENTIEPRIJZEN**

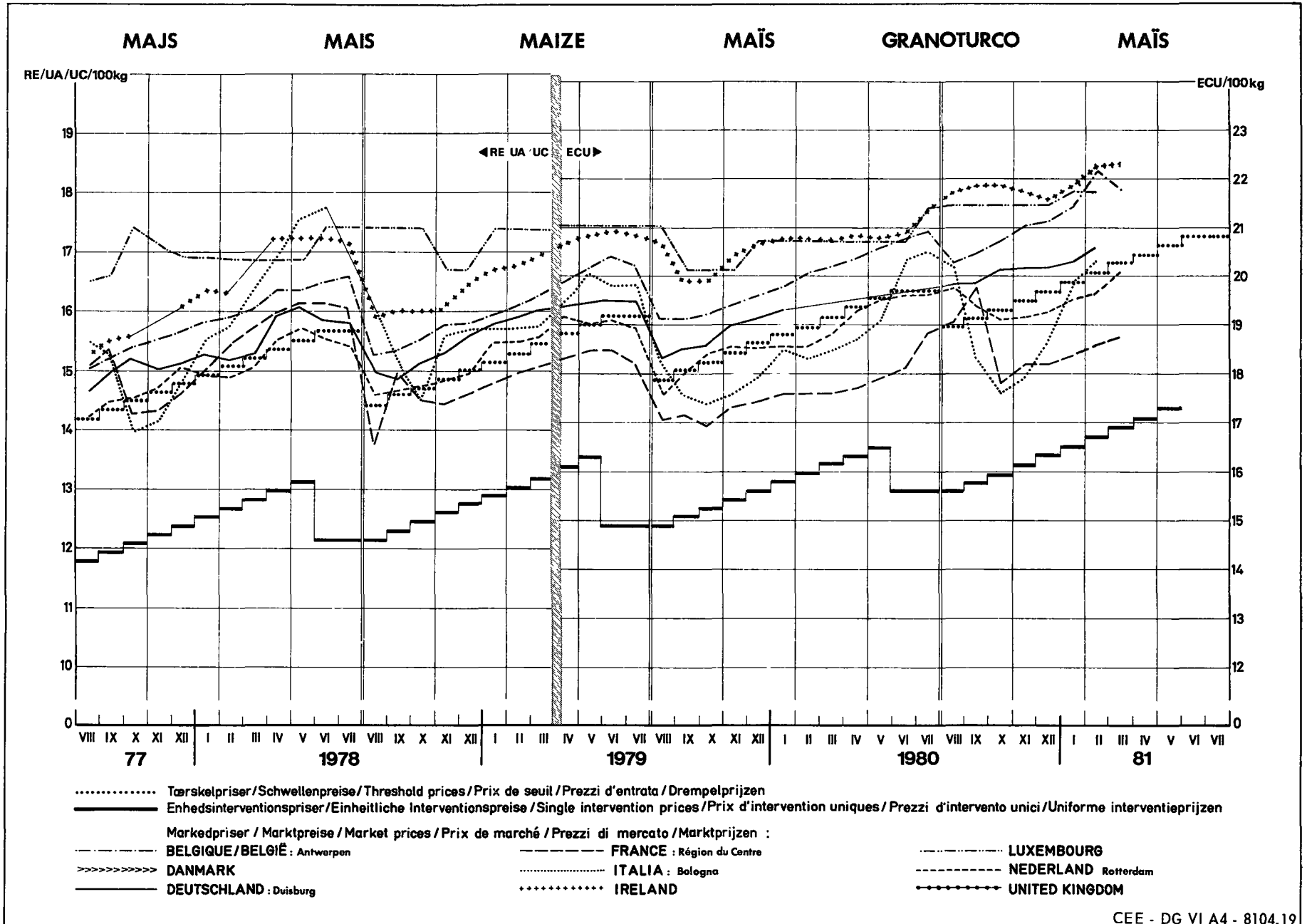
**MARKEDSPRISER
MARKTPREISE
MARKET PRICES
PRIX DE MARCHÉ
PREZZI DI MERCATO
MARKTPRIJZEN**

**KORN
GETREIDE
CEREALS
CEREALES
CEREALI
GRANEN**

/100 kg

| Lande Land Country Pays Paese Land | Beskrivelse Beschreibung Description Description Omschrijving | | 1981 | | | | | | | | | | | | |
|---|---|-----|--------|--------|--------|--------|--------|--------|--------|--------|--------|--------|--------|--------|--------|
| | | | APR | | | | | MAI | | | | JUN | | | |
| | | | 29-4 | 5-11 | 12-18 | 19-25 | 26-2 | 3-9 | 10-16 | 17-23 | 24-30 | 31-6 | 7-13 | 14-20 | 21-27 |
| HAF | | | | | | | | | | | | | | | |
| BELGIQUE / BELGIE | Prix de marché / Marktprijzen à Bruxelles-Kortrijk-Liège- Antwerpen | BFR | 720,0 | 727,5 | 728,3 | 737,5 | 740,0 | 745,0 | 748,3 | 751,7 | 751,7 | 753,3 | 752,5 | 756,7 | 751,7 |
| DANMARK | Markedspriser - København | DKR | - | 135,50 | 135,50 | 135,50 | 139,50 | 137,50 | - | 139,50 | 141,50 | 141,50 | 141,50 | 141,50 | - |
| BR DEUTSCHLAND | Marktpreise - Hannover | DM | - | - | - | - | - | - | - | - | - | - | - | - | - |
| FRANCE | Prix de marché - Dép. Eure-et-Loir | FF | 100,00 | 101,50 | - | 102,25 | 102,25 | 104,50 | 104,50 | 104,50 | 105,00 | 107,00 | 109,00 | 107,00 | 106,00 |
| IRELAND | Market prices - Enniscorthy | IRL | - | - | - | - | - | - | - | - | - | - | - | - | - |
| ITALIA | Prezzi di mercato - Foggia | LIT | . | . | . | . | 26.250 | - | - | - | - | - | 25.750 | 22.750 | 23.250 |
| LUXEMBOURG | Prix de marché - Ø pays | LFR | . | . | . | . | . | . | . | . | . | . | . | . | . |
| NEDERLAND | Marktprijzen - Rotterdam | HFL | 51,00 | 52,50 | 54,00 | 54,00 | 54,00 | 54,00 | 54,00 | 54,00 | 53,00 | 52,00 | 51,00 | 51,00 | - |
| UNITED KINGDOM | Market prices - Cambridge | UKL | 9,85 | 10,35 | - | 9,88 | 10,24 | 9,98 | 10,06 | 10,04 | 10,31 | 10,28 | - | - | 9,98 |
| MAI | | | | | | | | | | | | | | | |
| BELGIQUE / BELGIE | Prix de marché / Marktprijzen | BFR | 889,8 | 901,3 | 898,6 | 915,0 | 904,2 | 919,3 | 922,4 | 921,3 | 920,1 | 929,0 | 911,8 | 944,6 | 935,4 |
| DANMARK | Markedspriser | DKR | - | - | - | - | - | - | - | - | - | - | - | - | - |
| BR DEUTSCHLAND | Marktpreise | DM | - | - | 57,00 | - | 57,40 | - | 57,40 | - | 57,40 | - | - | - | - |
| FRANCE | Prix d'intervention uniques | FF | 102,00 | | | | | 103,54 | | | | 99,06 | | | |
| | Prix de marché - Région du Centre | | - | 112,20 | 113,16 | 113,97 | 115,97 | 117,03 | 117,03 | 118,09 | 118,09 | 118,65 | 118,15 | 117,46 | - |
| IRELAND | Market prices | IRL | 14,90 | 15,00 | 15,20 | 15,25 | 15,40 | 15,50 | 15,50 | 15,40 | 15,50 | 15,50 | 15,50 | 15,50 | 15,50 |
| ITALIA | Prezzi d'intervento unici | LIT | 20.765 | | | | | 21.192 | | | | 20.274 | | | |
| | Prezzi di mercato - Bologna | | 26.100 | 26.200 | 26.250 | 26.550 | - | 27.050 | 26.950 | 26.700 | 26.750 | 26.750 | 26.650 | 26.650 | 26.550 |
| LUXEMBOURG | Prix de marché | LFR | . | . | . | . | . | . | . | . | . | . | . | . | . |
| NEDERLAND | Marktprijzen | HFL | 57,00 | 57,25 | 57,25 | 57,25 | 58,05 | 57,60 | 57,60 | 57,75 | 58,00 | 58,25 | 58,00 | 58,10 | 58,25 |
| UNITED KINGDOM | Market prices | UKL | - | - | - | - | - | - | - | - | - | - | - | - | - |
| DUR | | | | | | | | | | | | | | | |
| FRANCE | Prix d'intervention uniques | FF | 164,98 | | | | | 166,87 | | | | 164,86 | | | |
| | Prix de marché - Dép. Bouches-du-Rhône | | - | - | - | - | - | - | - | - | - | - | - | - | - |
| | Prix de marché - Rég. Sud-Ouest | | - | 152,93 | - | - | - | - | - | - | - | - | - | - | - |
| ITALIA | Prezzi d'intervento unici | LIT | 33.587 | | | | | 34.151 | | | | 33.741 | | | |
| | Prezzi di mercato - Grosseto | | 31.700 | 32.000 | 32.000 | 32.000 | 32.300 | 32.800 | 32.800 | 32.800 | 32.800 | 32.600 | - | - | - |
| | Prezzi di mercato - Catania | | 32.000 | 32.000 | 32.000 | 32.000 | 32.300 | 32.800 | 33.300 | 34.500 | 35.000 | 35.000 | 35.000 | - | 35.000 |





HARD HVEDE

HART WEIZEN

DURUM WHEAT

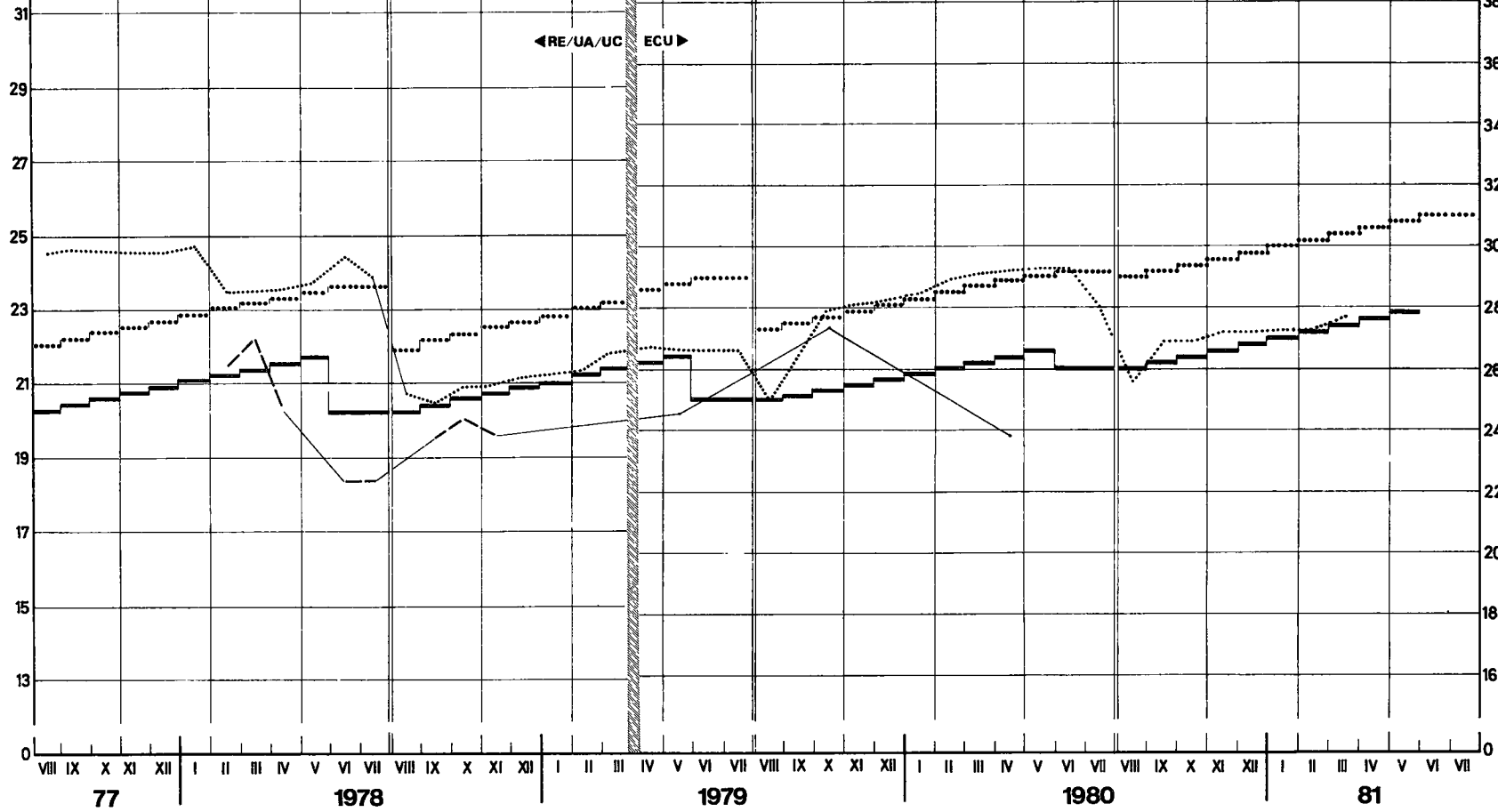
FROMENT DUR

FRUMENTO DURO

DURUM TARWE

RE/UA/UC/100kg

ECU/100kg



- Tærskelpriser/Schwelkenpreise/Threshold prices/Prix de seuil/Prezzi d'entrata/ Drempelprijzen
- Enhedsinterventionspriser/Einheitliche Interventionspreise/Single intervention prices/Prix d'intervention uniques/Prezzi d'intervento unici/Uniforme interventieprijsen
- Markedpriser / Marktpreise / Market prices / Prix de marché / Prezzi di mercato / Marktprijzen :
- BELGIQUE/BELGIË
- DANMARK
- DEUTSCHLAND
- FRANCE Sud-Ouest
- ITALIA Catania
- IRELAND
- LUXEMBOURG
- NEDERLAND
- UNITED KINGDOM

**TÆRSKELPRISER
PRIX DE SEUIL**

**SCHWELLENPREISE
PREZZI DI ENTRATA**

**THRESHOLD PRICES
DREMPELPRIJZEN**

**KORN
GETREIDE
CEREALS
CEREALI
CEREALI
GRANEN**

CIF Pris fastsat af Kommissionen / Afgifter ved indførsel fra tredjelande / Eksportafgifter
 CIF-Preise von der Kommission festgesetzt / Abschöpfungen bei der Einfuhr aus Drittländern / Abschöpfungen bei der Ausfuhr
 CIF prices fixed by the Commission / Levies on imports from third countries / Export levies
 Prix caf fixés par la Commission / Prélèvements à l'importation des pays tiers / Prélèvements à l'exportation
 Prezzi CIF fissati dalla Commissione / Prelevi all'importazione dai paesi terzi / Prelevi all'esportazione
 CIF prijzen door de Commissie vastgesteld / Heffingen bij invoer uit derde landen / Uitvoerheffingen

ECUTM

| Produkt Produkte Products Prodotti Produkten | Beskrivelse Beschreibung Description Descrizione Omschrijving | 1980/1981 | | | | | | | | | | | | Ø |
|--|---|-----------|--------|--------|--------|--------|--------|--------|--------|--------|--------|--------|--------|--------|
| | | AUG | SEP | OCT | NOV | DEC | JAN | FEB | MAR | APR | MAI | JUN | JUL | |
| BLT | Prix de seuil | 209,20 | 211,07 | 212,94 | 214,81 | 216,68 | 218,55 | 220,42 | 222,29 | 224,16 | 226,03 | 227,90 | 227,90 | 219,33 |
| | Prix caf | 132,86 | 135,33 | 141,27 | 156,54 | 166,86 | 160,64 | 166,62 | 155,78 | 161,06 | 152,21 | 137,57 | 141,41 | 150,68 |
| | Prélèvements à l'importation | 76,41 | 75,64 | 71,83 | 58,33 | 49,78 | 57,92 | 53,80 | 66,47 | 62,99 | 73,83 | 90,33 | 86,45 | 68,65 |
| | Prélèvements à l'exportation | - | - | - | - | - | - | - | - | - | - | - | - | - |
| SEG | Prix de seuil | 192,50 | 194,37 | 196,24 | 198,11 | 199,98 | 201,85 | 203,72 | 205,59 | 207,46 | 209,33 | 211,20 | 211,20 | 202,63 |
| | Prix caf | 140,41 | 139,07 | 143,20 | 162,99 | 169,56 | 171,29 | 184,09 | 180,27 | 179,73 | 194,93 | 189,06 | 171,57 | 168,85 |
| | Prélèvements à l'importation | 52,20 | 55,32 | 53,08 | 35,21 | 30,36 | 30,56 | 19,66 | 25,32 | 27,64 | 14,35 | 22,19 | 39,64 | 33,79 |
| | Prélèvements à l'exportation | - | - | - | - | - | - | - | - | - | - | - | - | - |
| ORG | Prix de seuil | 189,50 | 191,37 | 193,24 | 195,11 | 196,98 | 198,85 | 200,72 | 202,59 | 204,46 | 206,33 | 208,20 | 208,20 | 199,63 |
| | Prix caf | 123,81 | 126,75 | 137,23 | 159,16 | 164,75 | 168,18 | 175,08 | 164,12 | 149,82 | 145,47 | 136,63 | 138,10 | 149,09 |
| | Prélèvements à l'importation | 65,77 | 64,80 | 56,08 | 35,98 | 32,20 | 30,69 | 25,68 | 38,43 | 54,67 | 60,76 | 71,58 | 70,01 | 50,55 |
| | Prélèvements à l'exportation | - | - | - | - | - | - | - | - | - | - | - | - | - |
| HAF | Prix de seuil | 182,30 | 184,17 | 186,04 | 187,91 | 189,78 | 191,65 | 193,52 | 195,39 | 197,26 | 199,13 | 201,00 | 201,00 | 192,43 |
| | Prix caf | 126,31 | 128,15 | 137,20 | 162,57 | 176,07 | 180,61 | 196,20 | 187,74 | 172,50 | 169,96 | 176,64 | 178,73 | 166,06 |
| | Prélèvements à l'importation | 56,07 | 55,96 | 48,92 | 25,33 | 13,64 | 11,03 | 0,78 | 8,65 | 24,77 | 29,15 | 24,41 | 22,23 | 26,75 |
| | Prélèvements à l'exportation | - | - | - | - | - | - | - | - | - | - | - | - | - |
| MAI | Prix de seuil | 189,50 | 191,37 | 193,24 | 195,11 | 196,98 | 198,85 | 200,72 | 202,59 | 204,46 | 206,33 | 208,20 | 208,20 | 199,63 |
| | Prix caf | 118,94 | 117,71 | 117,38 | 130,50 | 135,32 | 141,95 | 141,64 | 141,15 | 141,00 | 145,04 | 146,44 | 148,79 | 135,49 |
| | Prélèvements à l'importation | 70,55 | 73,68 | 75,66 | 64,64 | 61,68 | 56,90 | 59,15 | 61,37 | 63,38 | 61,29 | 61,91 | 59,29 | 64,13 |
| | Prélèvements à l'exportation | - | - | - | - | - | - | - | - | - | - | - | - | - |
| BKW | Prix de seuil | 186,55 | 188,42 | 190,29 | 192,16 | 194,03 | 195,90 | 197,77 | 199,64 | 201,51 | 203,38 | 205,25 | 205,25 | 196,68 |
| | Prix caf | 200,31 | 214,27 | 225,65 | 248,28 | 256,31 | 271,11 | 311,67 | 295,79 | 238,49 | 253,39 | 256,55 | 248,90 | 251,73 |
| | Prélèvements à l'importation | 0,00 | 0,00 | 0,00 | 0,00 | 0,00 | 0,00 | 0,00 | 0,00 | 0,00 | 0,00 | 0,00 | 0,00 | 0,00 |
| | Prélèvements à l'exportation | - | - | - | - | - | - | - | - | - | - | - | - | - |
| SOR | Prix de seuil | 186,55 | 188,42 | 190,29 | 192,16 | 194,03 | 195,90 | 197,77 | 199,64 | 201,51 | 203,38 | 205,25 | 205,25 | 196,68 |
| | Prix caf | 123,86 | 124,75 | 126,60 | 141,03 | 148,17 | 151,88 | 153,37 | 147,47 | 139,74 | 143,98 | 143,58 | 150,03 | 141,21 |
| | Prélèvements à l'importation | 62,91 | 63,79 | 63,69 | 51,16 | 45,92 | 44,07 | 44,43 | 52,05 | 61,67 | 59,33 | 61,74 | 54,94 | 55,48 |
| | Prélèvements à l'exportation | - | - | - | - | - | - | - | - | - | - | - | - | - |

**TÆRSKELPRISER
PRIX DE SEUIL**

**SCHWELLENPREISE
PREZZI DI ENTRATA**

**THRESHOLD PRICES
DREMPELPRIJZEN**

**KORN
GETREIDE
CEREALES
CEREALES
CEREALI
GRANEN**

CIF Pris fastsat af Kommissionen / Afgifter ved indførsel fra tredjelande / Eksportafgifter
 CIF-Preise von der Kommission festgesetzt / Abschöpfungen bei der Einfuhr aus Drittländern / Abschöpfungen bei der Ausfuhr
 CIF prices fixed by the Commission / Levies on imports from third countries / Export levies
 Prix caf fixés par la Commission / Prélèvements à l'importation des pays tiers / Prélèvements à l'exportation
 Prezzi CIF fissati dalla Commissione / Prolievi all'importazione dai paesi terzi / Prolievi all'esportazione
 CIF prijzen door de Commissie vastgesteld / Heffingen bij invoer uit derde landen / Uitvoerheffingen

ECU/TM

| Produkt Produkte Products Produits Prodotti Produkten | Beskrivelse Beschreibung Description Description Descrizione Omschrijving | 1981 | | | | | | | | | | | |
|--|--|--------|--------|--------|--------|--------|--------|--------|--------|--------|--|--|--|
| | | JUN | | | | | JUL | | | | | | |
| | | 31-6 | 7-13 | 14-20 | 21-27 | 28-4 | 5-11 | 12-18 | 19-25 | 26-1 | | | |
| BLT | Prix de seuil | 227,90 | | | | | 227,90 | | | | | | |
| | Prix caf | 140,78 | 142,21 | 139,48 | 133,19 | 128,60 | 140,12 | 142,68 | 142,32 | 147,85 | | | |
| | Prélèvements à l'importation | 86,78 | 85,62 | 84,42 | 96,85 | 99,44 | 87,92 | 84,88 | 85,46 | 79,71 | | | |
| | Prélèvements à l'exportation | | | | | | | | | | | | |
| SEG | Prix de seuil | 221,20 | | | | | 221,20 | | | | | | |
| | Prix caf | 194,47 | 193,46 | 191,22 | 183,95 | 172,99 | 171,50 | 171,90 | 171,63 | 172,29 | | | |
| | Prélèvements à l'importation | 16,46 | 17,74 | 19,92 | 27,32 | 38,43 | 39,68 | 39,17 | 39,68 | 38,06 | | | |
| | Prélèvements à l'exportation | | | | | | | | | | | | |
| ORG | Prix de seuil | 208,20 | | | | | 208,20 | | | | | | |
| | Prix caf | 143,02 | 141,39 | 133,30 | 132,74 | 129,29 | 131,95 | 135,69 | 143,52 | 148,33 | | | |
| | Prélèvements à l'importation | 64,91 | 66,81 | 74,91 | 75,43 | 79,03 | 76,19 | 72,33 | 64,85 | 59,00 | | | |
| | Prélèvements à l'exportation | | | | | | | | | | | | |
| HAF | Prix de seuil | 201,00 | | | | | 201,00 | | | | | | |
| | Prix caf | 174,69 | 178,20 | 176,44 | 176,43 | 177,18 | 178,75 | 179,16 | 178,89 | 179,57 | | | |
| | Prélèvements à l'importation | 25,95 | 22,80 | 24,56 | 24,64 | 24,05 | 22,23 | 21,70 | 22,02 | 20,92 | | | |
| | Prélèvements à l'exportation | | | | | | | | | | | | |
| MAI | Prix de seuil | 208,20 | | | | | 208,20 | | | | | | |
| | Prix caf | 147,87 | 148,80 | 146,76 | 144,14 | 141,93 | 149,53 | 153,30 | 149,81 | 146,13 | | | |
| | Prélèvements à l'importation | 60,13 | 59,61 | 61,66 | 64,23 | 66,25 | 58,68 | 54,62 | 58,18 | 61,57 | | | |
| | Prélèvements à l'exportation | | | | | | | | | | | | |
| BKW | Prix de seuil | 205,25 | | | | | 205,25 | | | | | | |
| | Prix caf | 258,98 | 262,71 | 256,20 | 250,77 | 245,02 | 242,76 | 243,30 | 249,89 | 268,12 | | | |
| | Prélèvements à l'importation | 0,00 | 0,00 | 0,00 | 0,00 | 0,00 | 0,00 | 0,00 | 0,00 | 0,00 | | | |
| | Prélèvements à l'exportation | | | | | | | | | | | | |
| SOR | Prix de seuil | 205,25 | | | | | 205,25 | | | | | | |
| | Prix caf | 145,63 | 144,90 | 142,20 | 142,80 | 142,66 | 149,65 | 152,74 | 150,57 | 151,42 | | | |
| | Prélèvements à l'importation | 59,37 | 60,59 | 62,99 | 62,47 | 62,61 | 55,38 | 52,04 | 54,41 | 53,10 | | | |
| | Prélèvements à l'exportation | | | | | | | | | | | | |

**TÆRSKELPRISER
PRIX DE SEUIL**

**SCHWELLENPREISE
PREZZI DI ENTRATA**

**THRESHOLD PRICES
DREMPELPRIJZEN**

**KORN
GETREIDE
CEREALS
CEREALES
CEREALI
GRANEN**

CIF Pris fastsat af Kommissionen / Afgifter ved indførsel fra tredjelande / Eksportafgifter
CIF-Preise von der Kommission festgesetzt / Abschöpfungen bei der Einfuhr aus Drittländern / Abschöpfungen bei der Ausfuhr
CIF prices fixed by the Commission / Levies on imports from third countries / Export levies
Prix caf fixés par la Commission / Prélèvements à l'importation des pays tiers / Prélèvements à l'exportation
Prezzi CIF fissati dalla Commissione / Prelevi all'importazione dai paesi terzi / Prelevi all'esportazione
CIF prijzen door de Commissie vastgesteld / Heffingen bij invoer uit derde landen / Uitvoerheffingen

ECU/TM

| Produkt Produkte Products Produits Prodotti Produkten | Beskrivelse Beschreibung Description Description Descrizione Omschrijving | 1980/1981 | | | | | | | | | | | | Ø |
|--|--|-----------|--------|--------|--------|--------|--------|--------|--------|--------|--------|--------|--------|--------|
| | | AUG | SEP | OCT | NOV | DEC | JAN | FEB | MAR | APR | MAI | JUN | JUL | |
| MIL | Prix de seuil | 186,55 | 188,42 | 190,29 | 192,16 | 194,03 | 195,90 | 197,77 | 199,64 | 201,51 | 203,38 | 205,25 | 205,25 | 196,68 |
| | Prix caf | 226,09 | 332,16 | 383,59 | 401,06 | 336,40 | 248,43 | 244,19 | 177,37 | 155,03 | 152,41 | 151,80 | 180,44 | 249,08 |
| | Prélèvements à l'importation | 0,00 | 0,00 | 0,00 | 0,00 | 0,00 | 0,00 | 0,00 | 22,99 | 46,39 | 50,91 | 53,46 | 25,32 | 16,59 |
| | Prélèvements à l'exportation | - | - | - | - | - | - | - | - | - | - | - | - | - |
| AUT CER | Prix de seuil | 186,55 | 188,42 | 190,29 | 192,16 | 194,03 | 195,90 | 197,77 | 199,64 | 201,51 | 203,38 | 205,25 | 205,25 | 196,68 |
| | Prix caf | 335,18 | 335,83 | 368,39 | 385,79 | 436,92 | 455,97 | 475,20 | 475,22 | 433,10 | 498,67 | 498,01 | 502,63 | 433,41 |
| | Prélèvements à l'importation | 0 | 0 | 0 | 0 | 0 | 0 | 0,00 | 0,00 | 0,00 | 0,00 | 0,00 | 0,00 | 0,00 |
| | | | | | | | | | | | | | | |
| DUR | Prix de seuil | 289,90 | 291,90 | 293,90 | 295,90 | 297,90 | 299,90 | 301,90 | 303,90 | 305,90 | 307,90 | 309,90 | 309,90 | 300,73 |
| | Prix caf | 214,47 | 216,79 | 219,23 | 226,18 | 239,07 | 244,57 | 246,46 | 219,23 | 202,67 | 211,37 | 194,97 | 184,84 | 218,32 |
| | Prélèvements à l'importation | 75,34 | 75,19 | 74,67 | 69,77 | 58,86 | 55,31 | 55,46 | 84,61 | 103,16 | 96,54 | 114,96 | 125,05 | 82,41 |
| | Prélèvements à l'exportation | - | - | - | - | - | - | - | - | - | - | - | - | - |
| FBL | Prix de seuil | 319,60 | 322,42 | 325,24 | 328,06 | 330,88 | 333,70 | 336,52 | 339,34 | 342,16 | 344,98 | 347,80 | 347,80 | 334,88 |
| | Prix caf | 199,75 | 203,21 | 211,53 | 232,91 | 247,35 | 238,65 | 247,02 | 231,85 | 239,23 | 226,84 | 206,34 | 211,72 | 224,70 |
| | Prélèvements à l'importation | 119,86 | 119,25 | 113,77 | 95,15 | 83,61 | 95,06 | 89,55 | 107,50 | 102,95 | 118,15 | 141,47 | 136,08 | 110,20 |
| | Prélèvements à l'exportation | - | - | - | - | - | - | - | - | - | - | - | - | - |
| FRO | Prix de seuil | 298,50 | 301,32 | 304,14 | 306,96 | 309,78 | 312,60 | 315,42 | 318,24 | 321,06 | 323,88 | 326,70 | 326,70 | 313,78 |
| | Prix caf | 212,58 | 210,70 | 216,49 | 244,18 | 253,39 | 255,81 | 273,72 | 268,38 | 267,62 | 288,91 | 280,68 | 256,19 | 252,39 |
| | Prélèvements à l'importation | 85,95 | 90,50 | 87,83 | 62,80 | 56,43 | 56,77 | 41,70 | 49,81 | 53,46 | 34,92 | 46,09 | 70,48 | 61,40 |
| | | | | | | | | | | | | | | |
| GBL | Prix de seuil | 345,20 | 348,02 | 350,84 | 353,66 | 356,48 | 359,30 | 362,12 | 364,94 | 367,76 | 370,58 | 373,40 | 373,40 | 360,48 |
| | Prix caf | 215,73 | 219,46 | 228,45 | 251,54 | 267,14 | 257,74 | 266,78 | 250,40 | 258,37 | 244,99 | 222,85 | 228,66 | 242,68 |
| | Prélèvements à l'importation | 129,42 | 128,59 | 122,45 | 102,12 | 89,43 | 101,57 | 95,39 | 114,55 | 109,37 | 125,60 | 150,57 | 144,74 | 117,82 |
| | Prélèvements à l'exportation | - | - | - | - | - | - | - | - | - | - | - | - | - |
| GDU | Prix de seuil | 456,40 | 459,56 | 462,72 | 465,88 | 469,04 | 472,20 | 475,36 | 478,52 | 481,68 | 484,84 | 488,00 | 488,00 | 473,52 |
| | Prix caf | 326,50 | 330,09 | 333,87 | 344,64 | 364,62 | 373,14 | 376,07 | 333,86 | 308,19 | 321,69 | 296,27 | 280,56 | 332,46 |
| | Prélèvements à l'importation | 129,87 | 129,50 | 128,89 | 121,34 | 104,51 | 99,00 | 99,31 | 144,57 | 173,44 | 163,20 | 191,61 | 207,48 | 141,06 |
| | Prélèvements à l'exportation | - | - | - | - | - | - | - | - | - | - | - | - | - |

**TÆRSKELPRISER
PRIX DE SEUIL**

**SCHWELLENPREISE
PREZZI DI ENTRATA**

**THRESHOLD PRICES
DREMPELPRIJZEN**

**KORN
GETREIDE
CEREALS
CEREALES
CERIALI
GRANEN**

CIF Pris fastsat af Kommissionen / Afgifter ved indførsel fra tredjelande / Eksportafgifter
 CIF-Preise von der Kommission festgesetzt / Abschöpfungen bei der Einfuhr aus Drittländern / Abschöpfungen bei der Ausfuhr
 CIF prices fixed by the Commission / Levies on imports from third countries / Export levies
 Prix caf fixés par la Commission / Prélèvements à l'importation des pays tiers / Prélèvements à l'exportation
 Prezzi CIF fissati dalla Commissione / Prelevi all'importazione dai paesi terzi / Prelevi all'esportazione
 CIF prijzen door de Commissie vastgesteld / Heffingen bij invoer uit derde landen / Uitvoerheffingen

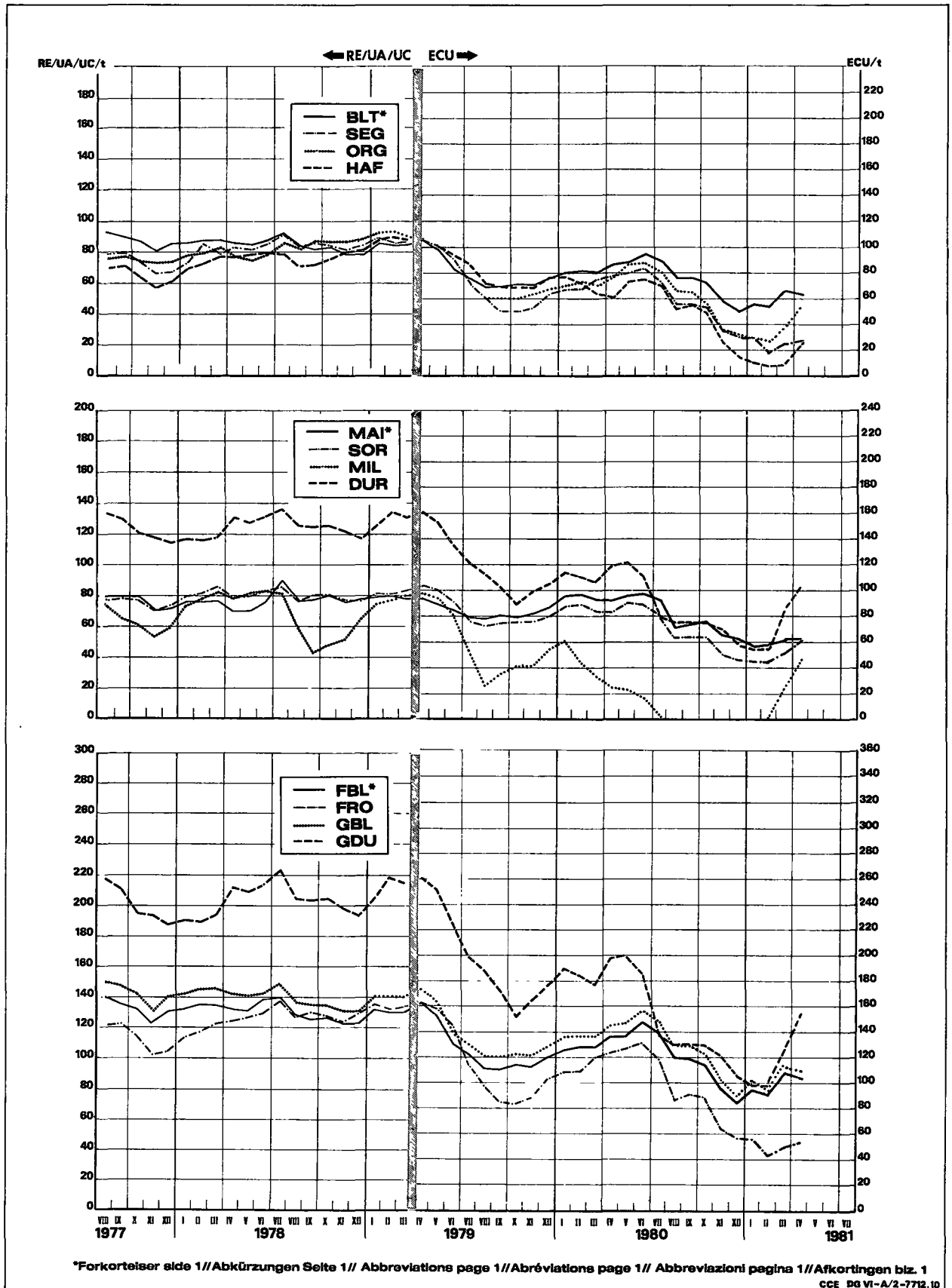
ECU / TM

| Produkte Produkte Products Prodotti Produkten | Beskrivelse Beschreibung Description Descrizione Omschrijving | 1981 | | | | | | | | | | |
|---|---|--------|--------|--------|--------|--------|--------|--------|--------|--------|--|--|
| | | JUN | | | | | JUL | | | | | |
| | | 31-6 | 7-13 | 14-20 | 21-27 | 28-4 | 5-11 | 12-18 | 19-25 | 26-1 | | |
| MIL | Prix de seuil | 205,25 | | | | | 205,25 | | | | | |
| | Prix caf | 152,56 | 154,00 | 151,68 | 150,06 | 151,55 | 156,53 | 175,61 | 207,06 | 200,50 | | |
| | Prélèvements à l'importation | 52,33 | 51,25 | 53,56 | 55,20 | 53,84 | 48,71 | 29,97 | 0,00 | 4,37 | | |
| | Prélèvements à l'exportation | | | | | | | | | | | |
| AUT CER | Prix de seuil | 205,25 | | | | | 205,25 | | | | | |
| | Prix caf | 499,22 | 503,84 | 496,89 | 494,16 | 498,37 | 502,43 | 503,59 | 502,82 | 504,74 | | |
| | Prélèvements à l'importation | 0,00 | 0,00 | 0,00 | 0,00 | 0,00 | 0,00 | 0,00 | 0,00 | 0,00 | | |
| | Prélèvements à l'exportation | | | | | | | | | | | |
| DUR | Prix de seuil | 309,90 | | | | | 309,90 | | | | | |
| | Prix caf | 203,82 | 199,61 | 192,29 | 189,59 | 186,01 | 188,48 | 185,60 | 181,58 | 182,75 | | |
| | Prélèvements à l'importation | 105,79 | 110,33 | 117,50 | 120,44 | 123,99 | 121,47 | 124,17 | 128,25 | 126,76 | | |
| | Prélèvements à l'exportation | | | | | | | | | | | |
| FBL | Prix de seuil | 347,80 | | | | | 347,80 | | | | | |
| | Prix caf | 210,84 | 212,84 | 209,03 | 200,21 | 193,78 | 209,92 | 213,50 | 213,00 | 220,75 | | |
| | Prélèvements à l'importation | 136,56 | 134,96 | 138,78 | 147,65 | 154,09 | 137,95 | 134,08 | 134,89 | 126,30 | | |
| | Prélèvements à l'exportation | | | | | | | | | | | |
| FRO | Prix de seuil | 326,70 | | | | | 326,70 | | | | | |
| | Prix caf | 288,26 | 286,84 | 283,70 | 273,53 | 258,18 | 256,11 | 256,66 | 256,29 | 257,21 | | |
| | Prélèvements à l'importation | 38,03 | 39,86 | 42,91 | 53,27 | 68,83 | 70,58 | 69,86 | 70,41 | 68,02 | | |
| | Prélèvements à l'exportation | | | | | | | | | | | |
| GBL | Prix de seuil | 373,40 | | | | | 373,40 | | | | | |
| | Prix caf | 227,71 | 229,87 | 225,75 | 216,23 | 209,28 | 226,72 | 230,58 | 230,04 | 238,41 | | |
| | Prélèvements à l'importation | 145,29 | 143,53 | 147,65 | 157,24 | 164,20 | 146,76 | 142,58 | 143,46 | 134,49 | | |
| | Prélèvements à l'exportation | | | | | | | | | | | |
| GDU | Prix de seuil | 488,00 | | | | | 488,00 | | | | | |
| | Prix caf | 309,99 | 303,46 | 292,11 | 287,93 | 282,38 | 286,21 | 281,74 | 275,51 | 276,97 | | |
| | Prélèvements à l'importation | 177,56 | 184,46 | 195,73 | 199,98 | 205,48 | 201,87 | 206,28 | 212,38 | 209,99 | | |
| | Prélèvements à l'exportation | | | | | | | | | | | |

BLT MIL
 SEG DUR
 ORG FBL
 HAF FRO
 MAI GBL
 SOR GDU

Importafgifter over for tredjeland
Abschöpfungen bei der Einfuhr gegenüber Drittländern
Levies on imports from and to third countries
Prélèvements à l'importation envers les Pays-tiers
Prelevi all'importazione verso paesi terzi
Heffingen bij invoer tegenover derde landen

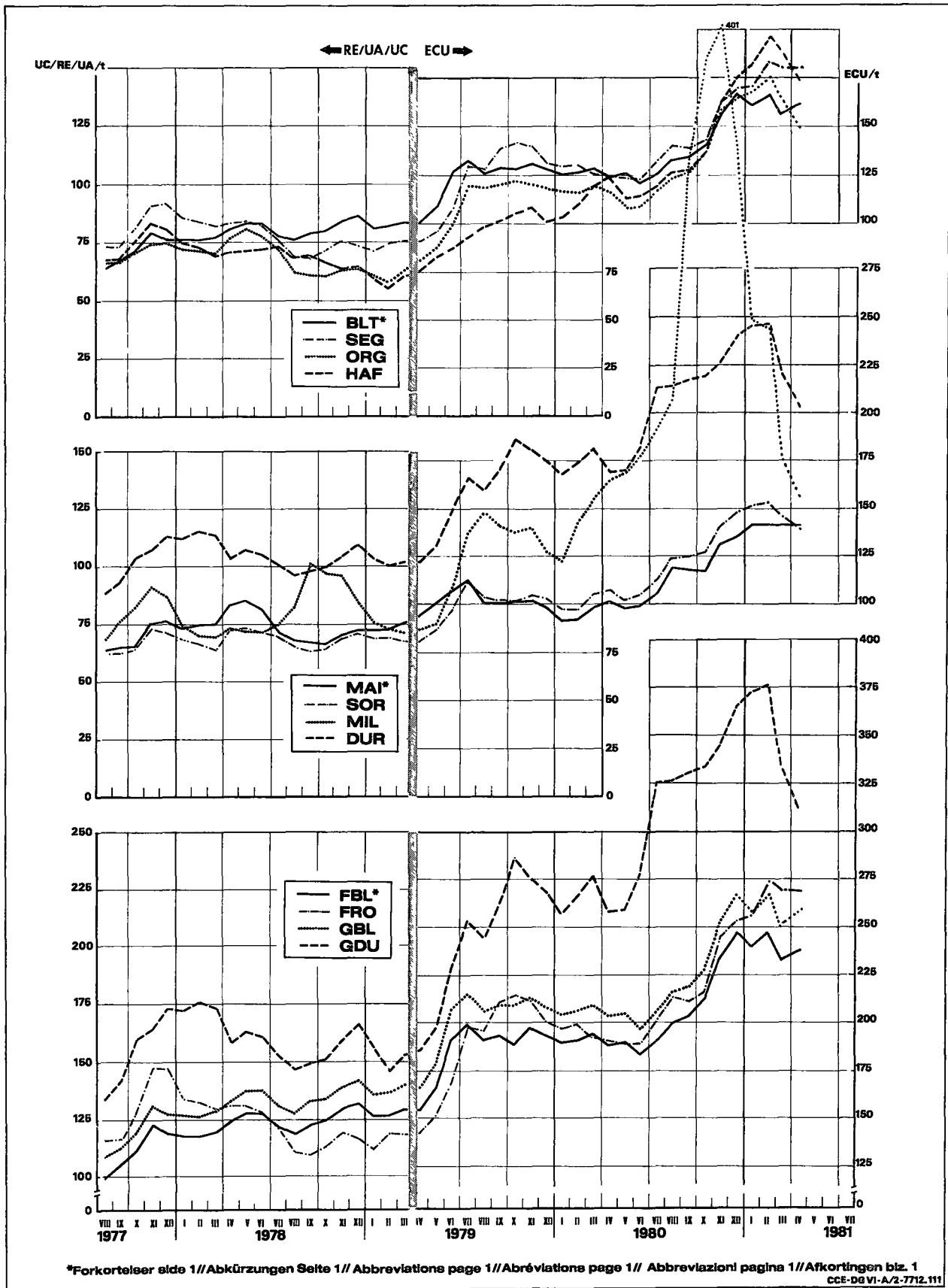
KORN
GETREIDE
CEREALS
CEREALES
CEREALI
GRANEN



BLT MIL
 SEG DUR
 ORG FBL
 HAF FRO
 MAI GBL
 SOR GDU

Cif pris fastsat af Kommissionen
 Cif-Preise von der Kommission festgesetzt
 Cif prices fixed by the Commission
 Prix CAF fixés par la Commission
 Prezzi cif fissati dalla Commissione
 Cif prijzen door de Commissie vastgesteld

**KORN
 GETREIDE
 CEREALS
 CEREALES
 CEREALI
 GRANEN**



Indførselspriser
Einfuhrpreise
Import prices
Prix à l'importation
Prezzi all'importazione
Invoerprijzen

Direkte levering
Sofortige Lieferung
Immediate delivery
Livraison rapprochée
Pronta consegna
Direkte levering

KORN
GETREIDE
CEREALS
CEREALES
CEREAJI
GRANEN

CAF / CIF ANTWERPEN / ROTTERDAM

ECU / TM

| Dyrkningsstedet Herkunft Origin Provenance Provenienza Herkomst | Kvaliteter Qualitäten Qualities Qualités Qualità Kwaliteiten | 1980 / 1981 | | | | | | | | | | | | Ø | |
|--|---|----------------------|--------|--------|--------|--------|--------|--------|--------|--------|--------|--------|--------|--------|--------|
| | | AUG | SEP | OCT | NOV | DEC | JAN | FEB | MAR | APR | MAI | JUN | JUL | | |
| BLT | | | | | | | | | | | | | | | |
| U.S.A | Soft red winter II | 143,37 | 150,20 | 162,59 | 175,43 | 180,30 | 187,39 | 189,91 | 177,77 | 171,27 | 158,69 | 147,59 | 153,89 | 166,53 | |
| | Soft white II | - | - | 165,16 | - | - | 160,07 | - | - | - | - | - | - | 162,62 | |
| | Hard winter II ordinary | - | 164,52 | 168,75 | - | - | 169,60 | 174,26 | 166,44 | 168,48 | 170,77 | 174,02 | 176,30 | 170,35 | |
| | Hard winter / | | | | | | | | | | | | | | |
| | Dark hard winter | II/12,5 | - | - | - | - | - | - | - | - | - | - | - | - | |
| | | 13 | - | - | - | - | - | - | - | - | - | - | - | 212,18 | 212,18 |
| | | 13,5 | 148,69 | 152,78 | 163,38 | 176,93 | 182,92 | 186,95 | 191,47 | 182,90 | 182,69 | 187,77 | 190,49 | 194,92 | 178,49 |
| | | 14 | - | - | - | - | - | 191,42 | 199,85 | 190,34 | 196,25 | 203,70 | 197,81 | 206,76 | 198,02 |
| | | 14,5 | - | - | - | - | - | - | - | - | - | - | - | - | - |
| | | | | | | | | | | | | | | | |
| | | | | | | | | | | | | | | | |
| | | Northern spring / | | | | | | | | | | | | | |
| | | Dark northern spring | II/13 | - | - | - | 177,48 | 179,97 | - | - | - | - | - | - | 178,73 |
| | | | 13,5 | - | - | - | - | - | - | - | - | - | - | 191,40 | 191,40 |
| | | 14 | 152,14 | 153,58 | 161,13 | 177,61 | 185,58 | 196,03 | 214,19 | 177,68 | 182,36 | 190,36 | 191,16 | 191,68 | 181,13 |
| | | 14,5 | 160,26 | 161,25 | 183,30 | 188,32 | 195,58 | 215,95 | 228,30 | - | 211,56 | 217,40 | 216,39 | 208,31 | 198,79 |
| | | | | | | | | | | | | | | | |
| | | | | | | | | | | | | | | | |
| CANADA | Western red spring | I/13 | - | - | - | - | - | - | - | - | - | - | - | - | |
| | | 13,5 | - | 176,36 | - | - | - | - | - | - | - | - | - | 232,89 | 204,63 |
| | | 14 | - | - | - | - | - | - | - | - | - | - | - | - | |
| | | 14,5 | - | - | - | - | - | - | - | - | - | - | - | - | |
| | | II/13 | - | - | - | - | - | - | - | - | - | - | - | - | |
| | | 13,5 | - | - | - | - | - | - | - | - | - | - | - | - | |
| | | 14 | - | - | - | - | - | - | - | - | - | - | - | - | |
| | 14,5 | - | - | - | - | - | - | - | - | - | - | - | - | | |
| | | | | | | | | | | | | | | | |
| | | | | | | | | | | | | | | | |
| SEG | | | | | | | | | | | | | | | |
| U.S.A | US II | 140,38 | 141,75 | 149,23 | 172,23 | 181,21 | 187,67 | 199,87 | 200,89 | 199,90 | 211,25 | 191,03 | 180,92 | 179,69 | |
| CANADA | Western II | 140,38 | 141,46 | 147,45 | - | - | 192,84 | 199,87 | 200,89 | 199,90 | 211,25 | 191,03 | 180,92 | 180,60 | |
| | Western III | - | - | - | - | - | - | - | - | - | - | - | - | - | |
| ARGENTINE | Plata | - | - | - | - | - | - | - | - | - | - | - | - | - | |
| | | | | | | | | | | | | | | | |
| | | | | | | | | | | | | | | | |
| ORG | | | | | | | | | | | | | | | |
| U.S.A | US III | 124,09 | 125,67 | 137,86 | 157,97 | 161,27 | - | - | 148,15 | 146,44 | 143,82 | 132,41 | 132,91 | 141,06 | |
| | US V | - | - | - | - | - | - | - | - | - | - | - | - | - | |
| | Western II | - | - | - | - | - | - | - | - | - | - | - | - | - | |
| CANADA | Feed I | 125,18 | 125,73 | 137,90 | 157,97 | 161,27 | - | - | - | - | - | - | - | 141,61 | |
| AUSTRALIA | Beecher-Barley | - | - | - | - | - | - | - | - | - | - | - | - | - | |
| | Chevalier IV | - | - | - | - | - | - | - | - | - | - | - | - | - | |
| ARGENTINE | Plata 64/65 kg | - | - | - | - | - | - | - | - | - | - | - | - | - | |
| | Plata 65/66 kg | - | - | - | - | - | - | - | - | - | - | - | - | - | |
| | | | | | | | | | | | | | | | |
| | | | | | | | | | | | | | | | |

Indførselspriser
Einfuhrpreise
Import prices
Prix à l'importation
Prezzi all'importazione
Invoerprijzen

Direkte levering
Sofortige Lieferung
Immediate delivery
Livraison rapprochée
Pronta consegna
Direkte levering

KORN
GETREIDE
CEREALS
CEREALES
CEREALI
GRANEN

CAF / CIF ANTWERPEN / ROTTERDAM

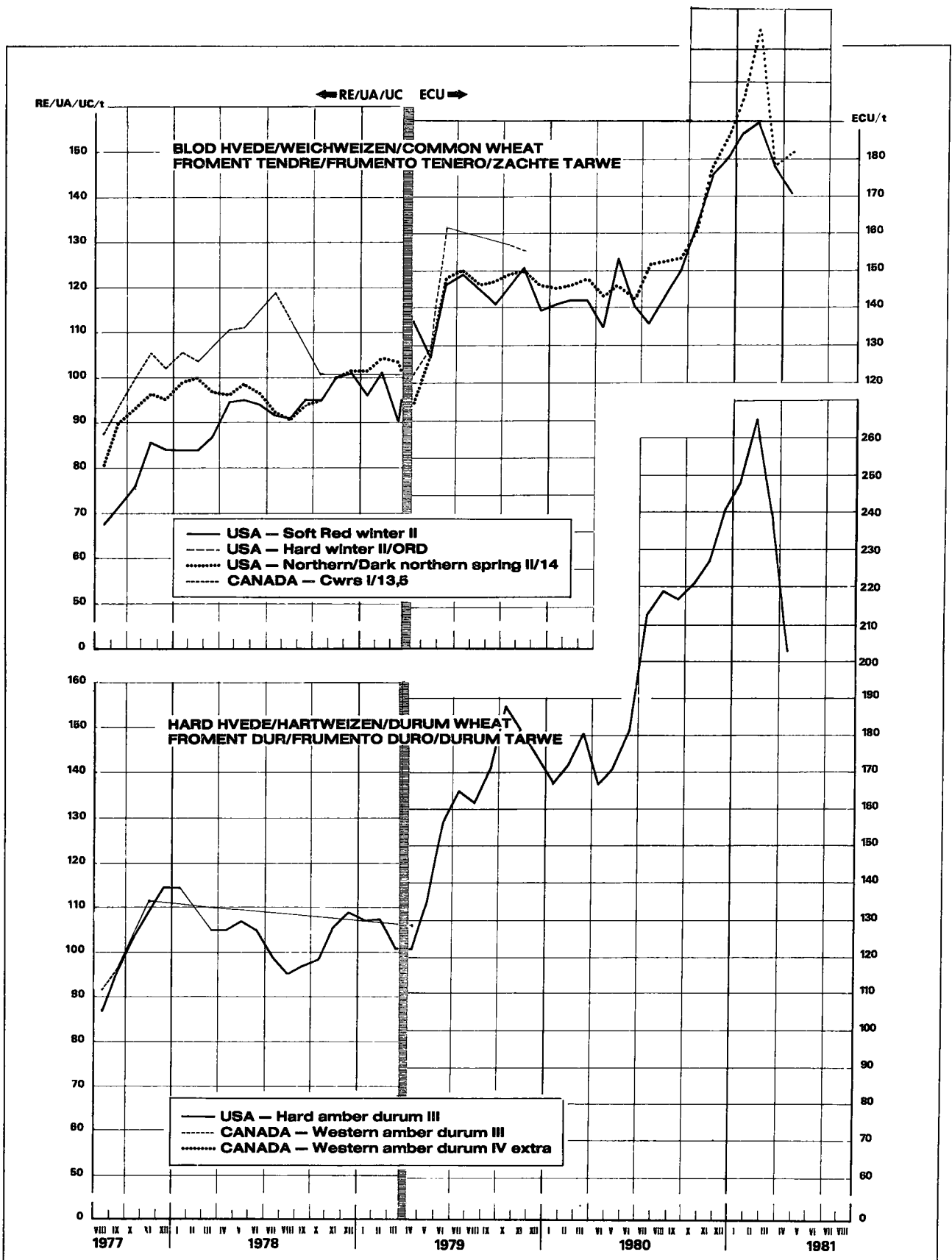
ECU / TM

| Dyrningsstedet Herkunft Origin Provenienza Herkomst | Kvaliteten Qualitäten Qualités Qualità Kwaliteiten | 1980 / 1981 | | | | | | | | | | | | Ø |
|---|--|-------------|--------|--------|--------|--------|--------|--------|--------|--------|--------|--------|--------|--------|
| | | AUG | SEP | OCT | NOV | DEC | JAN | FEB | MAR | APR | MAI | JUN | JUL | |
| HAF | | | | | | | | | | | | | | |
| U.S.A. | Extra heavy white II 38 lbs | 129,79 | 129,83 | 139,94 | 164,50 | 177,33 | 179,63 | 199,70 | 198,06 | 186,44 | 186,33 | 185,37 | 179,16 | 171,34 |
| | Extra heavy white II 40 lbs | - | - | 151,15 | 165,44 | 178,95 | - | - | 186,42 | 187,38 | 186,04 | 192,74 | 180,25 | 178,55 |
| CANADA | Feed I | 130,12 | 129,85 | 139,96 | 164,50 | 177,33 | 179,63 | 199,70 | 197,88 | 183,93 | - | - | 180,09 | 168,30 |
| | Feed extra I | - | - | - | - | - | - | - | - | - | - | - | - | - |
| ARGENTINE | Plata | 131,54 | 129,02 | 139,70 | 164,50 | 177,33 | 182,77 | 196,75 | 197,81 | 185,77 | 193,05 | - | 180,09 | 170,76 |
| AUSTRALIA | Western I | - | - | - | - | - | - | - | - | - | - | - | - | - |
| | Victorian feed I | - | - | - | - | - | - | - | - | - | - | - | - | - |
| SWEDEN | | 131,54 | 129,02 | 140,85 | 165,68 | 177,30 | 182,35 | 196,78 | 195,50 | 178,87 | 166,22 | - | 180,09 | 167,65 |
| MAI | | | | | | | | | | | | | | |
| U.S.A. | Yellow corn II | - | - | - | - | - | - | - | - | - | - | - | - | - |
| | Yellow corn III | 123,04 | 121,69 | 122,46 | 136,67 | 140,52 | 148,46 | 152,84 | 147,60 | 149,16 | 155,30 | 156,77 | 158,93 | 142,79 |
| | White corn II | - | - | - | - | - | - | - | - | - | - | - | - | - |
| ARGENTINE | Plata | 158,56 | 159,82 | 162,65 | 178,00 | 185,49 | 194,36 | 165,33 | 160,15 | 156,86 | 159,60 | 154,47 | 167,52 | 166,90 |
| SOUTH AFRICA | Yellow flint | - | - | - | - | - | - | - | - | - | - | - | - | - |
| | White dent I | - | - | - | - | - | - | - | - | - | - | - | - | - |
| ROUMANIA | | - | - | - | - | - | - | - | - | - | - | - | - | - |
| SOR | | | | | | | | | | | | | | |
| U.S.A. | Grain sorghum yellow II | 126,25 | 125,37 | 128,26 | 142,73 | 148,51 | 152,59 | 156,10 | 147,30 | 142,11 | 146,03 | 144,68 | 153,03 | 142,75 |
| ARGENTINE | Granifero | 126,28 | 125,52 | 128,13 | 142,89 | 148,58 | 152,40 | 155,89 | 147,42 | 142,08 | 145,66 | 145,08 | 153,06 | 142,75 |
| MIL | | | | | | | | | | | | | | |
| ARGENTINE | | 217,76 | - | - | - | - | 242,31 | 242,87 | 179,82 | 158,71 | 151,96 | 153,56 | 189,27 | 192,03 |
| DUR | | | | | | | | | | | | | | |
| U.S.A. | Hard amber durum III | 218,51 | 216,25 | 220,60 | 226,20 | 240,92 | 247,72 | 264,90 | 240,47 | 203,02 | 211,04 | 192,85 | 183,48 | 222,16 |
| CANADA | Western amber durum I | 227,65 | 239,73 | 240,92 | 250,93 | 264,81 | 264,92 | 272,90 | 259,65 | 222,89 | 231,48 | 225,35 | - | 245,57 |
| | II | 225,06 | 234,84 | 232,13 | - | 257,58 | 258,09 | - | - | 236,26 | 231,15 | 221,34 | - | 237,06 |
| | III | - | - | - | - | - | - | - | - | - | - | - | - | - |
| | IV | - | - | - | - | - | - | - | - | - | - | - | - | - |
| | IV extra | - | - | - | - | - | - | - | - | - | - | - | - | - |
| ARGENTINE | Candeal taganrog | - | - | - | - | - | - | - | - | - | - | - | - | - |

BLT
DUR

Importpriser for visse kvaliteter*
Einfuhrpreise für ausgewählte Qualitäten*
Import prices for certain qualities*
Prix à l'importation pour quelques qualités*
Prezzi all'importazione per alcune qualità*
Invoerprijzen voor enkele kwaliteiten*

KORN
GETREIDE
CEREALS
CEREALES
CEREALI
GRANEN

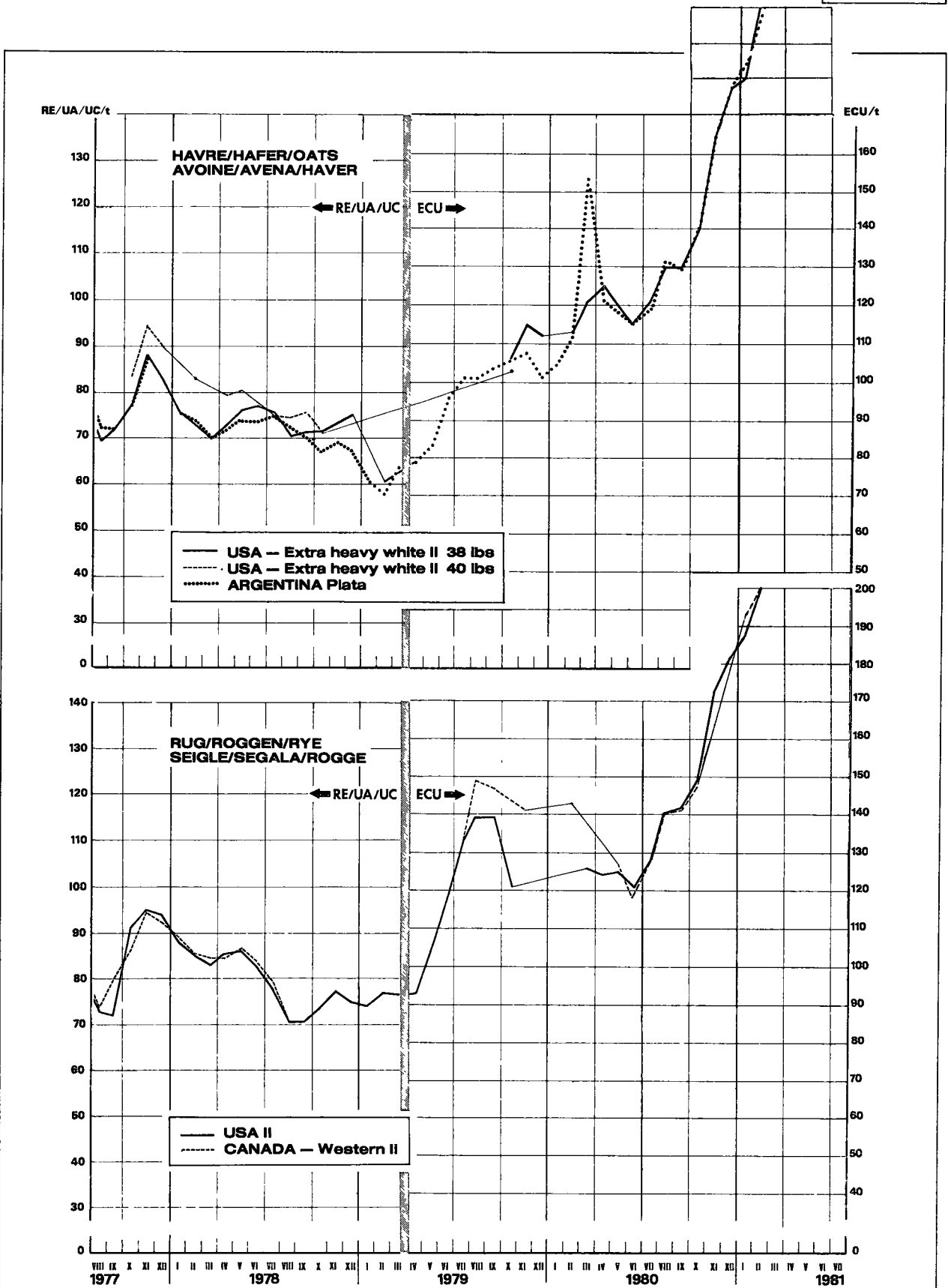


*Cif-priser for ojeblikkelig levering Rotterdam/Antwerpen - Cif-Preise für sofortige Lieferung Rot'dam/Antw.
Cif prices for immediate delivery Rotterdam/Antwerp - Prix CAF pour livraison rapprochée Rot'dam/Anvers
Pronta consegna cif-Rotterdam/Antwerpen - Direkte levering c.l.f. Rotterdam/Antwerpen

HAF
SEG

Importpriser for visse kvaliteter*
Einfuhrpreise für ausgewählte Qualitäten*
Import prices for certain qualities*
Prix à l'importation pour quelques qualités*
Prezzi all'importazione per alcune qualità*
Invoerprijzen voor enkele kwaliteiten*

KORN
GETREIDE
CEREALES
CEREALES
CERALI
GRANEN



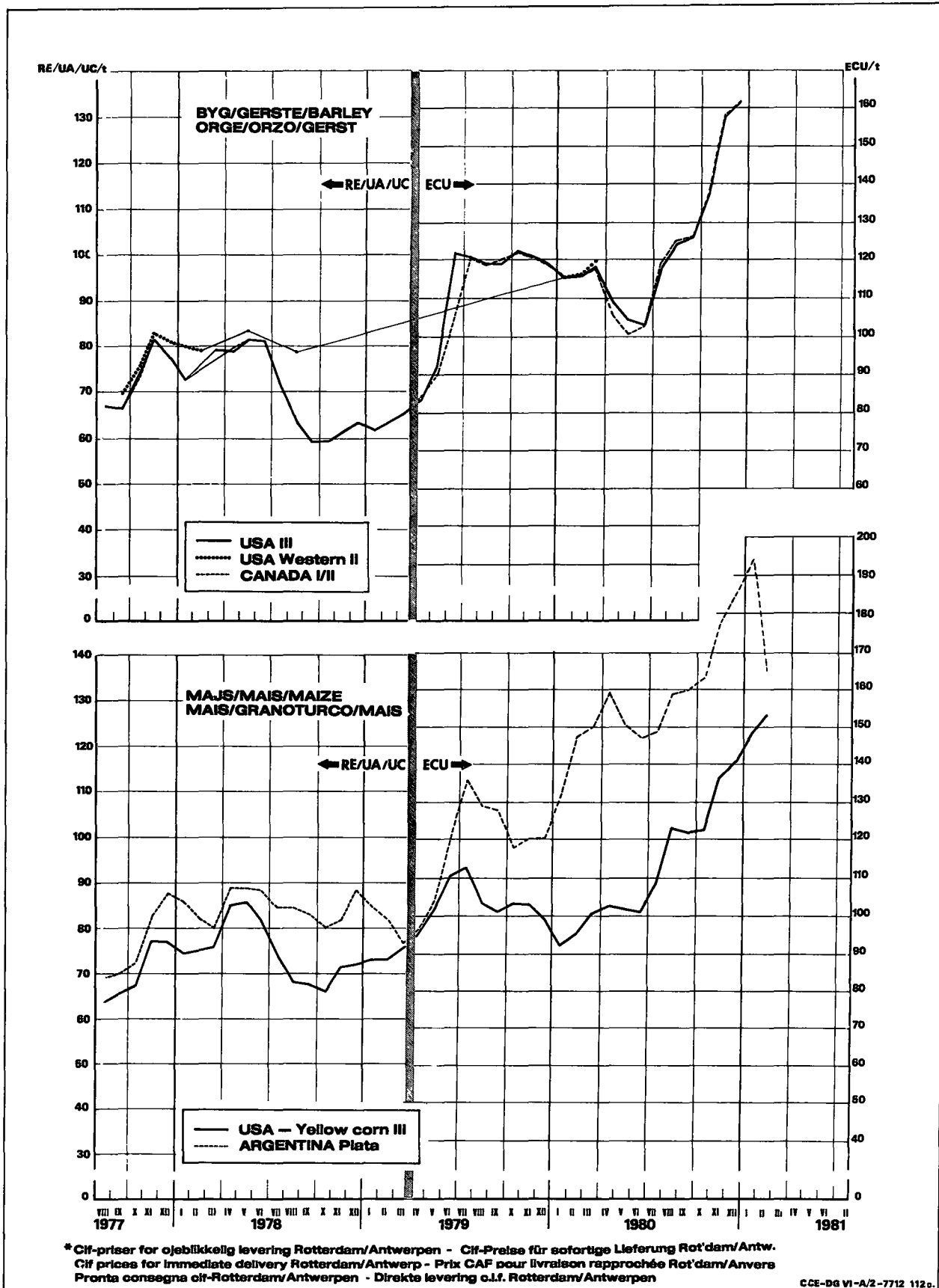
*Cif-priser for ojeblikkelig levering Rotterdam/Antwerpen - Cif-Preise für sofortige Lieferung Rot'dam/Antw.
Cif prices for immediate delivery Rotterdam/Antwerp - Prix CAF pour livraison rapprochée Rot'dam/Anvers
Pronta consegna cif-Rotterdam/Antwerpen - Direkte levering o.l.f. Rotterdam/Antwerpen

CCE DGVI A/2-7712 112b.

ORG
MAI

Importpriser for viese kvaliteter*
Einfuhrpreise für ausgewählte Qualitäten*
Import prices for certain qualities*
Prix à l'importation pour quelques qualités*
Prezzi all'importazione per alcune qualità*
Invoerprijzen voor enkele kwaliteiten*

KORN
GETREIDE
CEREALS
CEREALES
CEREALI
GRANEN



II

R I S

R E I S

R I C E

R I Z

R I S O

R I J S T

INDIKATIVPRIS
RICHTPREIS
TARGET PRICE
PRIX INDICATIF
PREZZO INDICATIVO
RICHTPRIJS

Interventionspris
Interventionspreise
Intervention price
Prix d'intervention
Prezzi d'intervento
Interventieprijsen

Markedspriser
Marktpreise
Market prices
Prix de marché
Prezzi di mercato
Marktprijzen

RIS
REIS
RICE
RIZ
RIBO
RIJST

1000 kg

| Lande Land Country Pays Paese Land | Beskrivelse Beschreibung Description Description Descrizione Omschrijving | 1980/1981 | | | | | | | | | | | | Ø | | |
|---|--|---------------------|----------|---------|---------|---------|---------|---------|---------|---------|---------|---------|---------|---------|--------|---|
| | | SEP | OCT | NOV | DEC | JAN | FEV | MAR | APR | MAI | JUN | JUL | AUG | | | |
| DEC | | | | | | | | | | | | | | | | |
| EF EG EC CE CE EG | (Duisburg) | ECU | 408,16 | 411,05 | 413,94 | 416,83 | 419,72 | 422,61 | 425,50 | 428,39 | 431,28 | 434,17 | 437,06 | 437,06 | | |
| PAD | | | | | | | | | | | | | | | | |
| FRANCE | Prix d'intervention Arles | | FF | 1366,50 | 1380,01 | 1393,52 | 1407,02 | 1420,53 | 1434,04 | 1447,54 | 1491,92 | 1511,94 | 1525,79 | 1539,64 | | |
| | | | ECU | 233,71 | 236,02 | 238,33 | 240,64 | 242,95 | 245,26 | 247,57 | 249,88 | 252,19 | 254,50 | 256,81 | 256,81 | |
| | Prix de marché | Ribe | FF | - | - | - | - | - | - | - | - | - | - | - | - | |
| | | | ECU | - | - | - | - | - | - | - | - | - | - | - | - | |
| | | Delta | FF | - | - | - | - | - | - | - | - | - | - | - | - | - |
| | | | ECU | - | - | - | - | - | - | - | - | - | - | - | - | - |
| | Bahilla | FF | - | - | - | - | - | - | - | - | - | - | - | - | - | |
| | | ECU | - | - | - | - | - | - | - | - | - | - | - | - | - | |
| ITALIA | Prezzi d'intervento Vercelli | | LIT | 270.587 | 273.262 | 275.936 | 278.611 | 281.285 | 283.960 | 286.634 | 303.722 | 309.437 | 312.272 | 315.106 | | |
| | | | ECU | 233,71 | 236,02 | 238,33 | 240,64 | 242,95 | 245,26 | 247,57 | 249,88 | 252,19 | 254,50 | 256,81 | 256,81 | |
| | Ribe | Vercelli | LIT | 353.000 | 325.000 | 337.500 | 346.800 | 372.000 | 387.000 | 387.000 | 421.000 | 458.500 | 483.000 | . | . | |
| | | | ECU | 304,891 | 280,707 | 291,503 | 299,536 | 321,302 | 334,257 | 334,257 | 346,532 | 373,676 | 393,643 | . | . | |
| | | Milano | LIT | 353.000 | 325.000 | 337.000 | 345.000 | 372.000 | 387.000 | 387.000 | 412.600 | 457.250 | . | . | . | |
| | | | ECU | 304,891 | 280,707 | 291,072 | 297,981 | 321,302 | 334,257 | 334,257 | 339,618 | 372,657 | . | . | . | |
| | Arborio | Vercelli | LIT | 387.000 | 378.750 | 391.250 | 414.500 | 427.500 | 432.500 | 432.500 | 466.250 | 502.500 | 522.500 | . | . | |
| | | | ECU | 334,257 | 327,132 | 337,928 | 358,009 | 369,238 | 373,556 | 373,556 | 383,778 | 409,535 | 425,835 | . | . | |
| | | Milano | LIT | 400.000 | 375.000 | 394.500 | 418.750 | 431.250 | 442.500 | 446.250 | 468.000 | 518.750 | . | . | . | |
| | | | ECU | 345,486 | 323,893 | 340,735 | 361,680 | 372,477 | 382,193 | 385,432 | 385,218 | 422,779 | . | . | . | |
| | Originario - Comuni | Vercelli | LIT | 334.750 | 307.000 | 318.500 | 334.000 | 343.000 | 371.750 | 378.000 | 405.250 | 445.750 | 465.000 | . | . | |
| | | | ECU | 289,128 | 265,160 | 275,093 | 288,480 | 296,254 | 321,086 | 326,484 | 333,568 | 363,284 | 378,973 | . | . | |
| | | Milano | LIT | 337.000 | 305.000 | 315.750 | 325.000 | 342.750 | 369.500 | 377.000 | 397.600 | 447.250 | . | . | . | |
| | | | ECU | 291,072 | 263,433 | 272,718 | 280,707 | 296,038 | 319,142 | 325,620 | 327,271 | 364,507 | . | . | . | |
| | DEC | | | | | | | | | | | | | | | |
| | FRANCE | Prix de marché | Ribe | FF | - | - | - | - | - | - | - | - | - | - | - | |
| ECU | | | | - | - | - | - | - | - | - | - | - | - | - | - | |
| Delta | | | FF | - | - | - | - | - | - | - | - | - | - | - | - | |
| | | | ECU | - | - | - | - | - | - | - | - | - | - | - | - | |
| Bahilla | | | FF | - | - | - | - | - | - | - | - | - | - | - | - | |
| | | | ECU | - | - | - | - | - | - | - | - | - | - | - | - | |
| ITALIA | Prezzi di mercato | Ribe | Vercelli | LIT | - | - | - | - | - | - | - | - | - | - | | |
| | | | | ECU | - | - | - | - | - | - | - | - | - | - | - | |
| | | | Milano | LIT | 590.000 | 560.000 | 576.250 | 585.000 | 606.250 | 630.000 | 631.250 | 671.000 | 752.500 | . | . | |
| | | | | ECU | 509,591 | 483,680 | 497,715 | 505,273 | 523,627 | 544,140 | 545,219 | 552,311 | 613,284 | . | . | |
| | | Arborio | Vercelli | LIT | - | - | - | - | - | - | - | - | - | - | - | |
| | | | | ECU | - | - | - | - | - | - | - | - | - | - | - | |
| | | | Milano | LIT | 685.000 | 675.000 | 707.500 | 730.000 | 753.750 | 765.000 | 766.250 | 802.000 | 882.500 | . | . | |
| | | | | ECU | 591,644 | 583,007 | 611,078 | 630,511 | 651,024 | 660,741 | 661,821 | 660,139 | 719,234 | . | . | |
| | | Originario - Comuni | Vercelli | LIT | - | - | - | - | - | - | - | - | - | - | - | |
| | | | | ECU | - | - | - | - | - | - | - | - | - | - | - | |
| | | | Milano | LIT | 515.000 | 495.000 | 508.750 | 520.000 | 541.250 | 578.750 | 591.250 | 620.200 | 692.500 | . | . | |
| | | | | ECU | 444,813 | 427,538 | 439,414 | 449,131 | 467,485 | 499,874 | 510,671 | 510,497 | 564,385 | . | . | |
| BRI | | | | | | | | | | | | | | | | |
| FRANCE | Prix de marché | FF | - | - | - | - | - | - | - | - | - | - | - | - | | |
| | | ECU | - | - | - | - | - | - | - | - | - | - | - | - | | |
| ITALIA | Prezzi di mercato | Mezzagrana | Vercelli | LIT | - | - | - | - | - | - | - | - | - | - | | |
| | | | | ECU | - | - | - | - | - | - | - | - | - | - | | |
| | | Milano | LIT | 298.500 | 300.500 | 318.500 | 325.000 | 317.750 | 311.500 | 311.500 | 312.500 | 321.500 | . | . | | |
| | | | ECU | 257,819 | 259,546 | 275,093 | 280,707 | 274,445 | 269,047 | 269,047 | 257,224 | 262,021 | . | . | | |

TÆRSKELPRISER
SCHWELLENPREISE
THRESHOLD PRICES
PRIX DE SEUIL
PREZZI DI ENTRATA
DREMPELPRIJZEN

Afgifter ved indførsel fra tredjelande
 Abschöpfungen bei Einfuhr aus Drittländern
 Levies on imports from third countries
 Prélèvements à l'importation des pays tiers
 Prelievi all'importazione dai paesi terzi
 Heffingen bij invoer uit derde landen

Afgifter ved indførsel fra AVS eller OLT
 Abschöpfungen bei Einfuhr aus AKP oder ÜLG
 Levies on imports from ACP or OCT
 Prélèvements à l'importation des ACP ou PTOM
 Prelievi all'importazione dai ACP o PTOM
 Heffingen bij invoer uit ACS of LGO

RIS
REIS
RICE
RIZ
RISO
RIJST

ECU/1000 kg

| Produkte Produkte Products Produits Prodotti Produkten | | 1980/1981 | | | | | | | | | | | | Ø |
|---|----------------|---|---------|---------|---------|---------|---------|--|---------|---------|--------|--------|--------|---|
| | | SEP | OCT | NOV | DEC | JAN | FEB | MAR | APR | MAI | JUN | JUL | AUG | |
| TAERSKELPRISER PRIX DE SEUIL | | SCHWELLENPREISE PREZZI DI ENTRATA | | | | | | THRESHOLD PRICES DREMPELPRIJZEN | | | | | | |
| DEC | à grains ronds | 401,07 | 403,96 | 406,85 | 409,74 | 412,63 | 415,52 | 418,41 | 421,30 | 424,19 | 427,08 | 429,97 | 429,97 | |
| | à grains longs | | | | | | | | | | | | | |
| CBL | à grains ronds | 531,38 | 535,11 | 538,84 | 542,57 | 546,30 | 550,03 | 553,76 | 557,49 | 561,22 | 564,95 | 568,68 | 568,68 | |
| | à grains longs | 580,61 | 584,80 | 588,99 | 593,18 | 597,37 | 601,56 | 605,75 | 609,94 | 614,13 | 618,32 | 622,51 | 622,51 | |
| BRI | | 255,83 | 255,83 | 255,83 | 255,83 | 255,83 | 255,83 | 255,83 | 255,83 | 255,83 | 255,83 | 255,83 | 255,83 | |
| AFGIFTER VED INFØRSEL FRA TREDJELANDE PRELEVEMENTS A L'IMPORTATION DES PAYS TIERS | | ABSCHÖPFUNGEN BEI EINFUHR AUS DRITTLÄNDERN PRELIEVI ALL'IMPORTAZIONE DAI PAESI TERZI | | | | | | LEVIES ON IMPORTS FROM THIRD COUNTRIES HEFFINGEN BIJ INVOER UIT DERDE LANDE | | | | | | |
| PAD | à grains ronds | 67,131 | 63,688 | 53,284 | 46,782 | 46,825 | 16,548 | 0,000 | 0,000 | 0,000 | 0,000 | 0,000 | | |
| | à grains longs | 94,758 | 82,175 | 46,341 | 30,215 | 29,009 | 6,866 | 0,530 | 3,308 | 0,000 | 0,000 | 0,299 | | |
| DEC | à grains ronds | 83,915 | 79,611 | 66,606 | 58,477 | 58,532 | 20,685 | 0,000 | 0,000 | 0,000 | 0,000 | 0,000 | | |
| | à grains longs | 118,444 | 102,718 | 57,928 | 37,770 | 36,256 | 8,582 | 0,662 | 4,134 | 0,000 | 0,000 | 0,374 | | |
| DBL | à grains ronds | 145,228 | 140,885 | 114,076 | 92,429 | 85,434 | 39,660 | 20,328 | 33,873 | 3,934 | 0,000 | 0,000 | | |
| | à grains longs | 236,880 | 237,438 | 221,729 | 198,795 | 200,259 | 168,896 | 136,043 | 142,389 | 121,566 | 78,987 | 72,145 | | |
| CBL | à grains ronds | 154,668 | 150,045 | 121,491 | 98,437 | 90,987 | 42,234 | 21,649 | 36,076 | 4,189 | 0,000 | 0,000 | | |
| | à grains longs | 253,932 | 254,532 | 237,698 | 213,110 | 214,683 | 181,059 | 145,838 | 152,641 | 130,321 | 84,673 | 77,344 | | |
| BRI | | 32,881 | 33,268 | 17,811 | 6,137 | 6,146 | 0,000 | 0,000 | 0,000 | 0,000 | 0,000 | 0,000 | | |
| AFGIFTER VED INDFOERSEL FRA AVS ELLER OLT PRELEVEMENTS A L'IMPORTATION DES ACP OU PTOM | | ABSCHÖPFUNGEN BEI EINFUHR AUS AKP ÖDER ÜLG PRELIEVI ALL'IMPORTAZIONE DAI ACP O PTOM | | | | | | LEVIES ON IMPORTS FROM ACP OR OCT HEFFINGEN BIJ INVOER UIT ACS OF LGO | | | | | | |
| PAD | à grains ronds | 29,939 | 28,215 | 23,015 | 19,763 | 19,785 | 5,942 | 0,000 | 0,000 | 0,000 | 0,000 | 0,000 | | |
| | à grains longs | 43,750 | 37,458 | 19,544 | 11,480 | 10,875 | 1,375 | 0,000 | 0,106 | 0,000 | 0,000 | 0,000 | | |
| DEC | à grains ronds | 38,332 | 36,177 | 29,676 | 25,612 | 25,639 | 8,010 | 0,000 | 0,000 | 0,000 | 0,000 | 0,000 | | |
| | à grains longs | 55,596 | 47,734 | 25,504 | 15,258 | 14,499 | 2,077 | 0,000 | 0,314 | 0,000 | 0,000 | 0,000 | | |
| DBL | à grains ronds | 60,651 | 58,482 | 45,075 | 34,251 | 30,755 | 8,829 | 2,880 | 5,319 | 0,000 | 0,000 | 0,000 | | |
| | à grains longs | 106,516 | 106,795 | 98,943 | 87,473 | 88,207 | 72,524 | 56,100 | 59,272 | 48,861 | 27,568 | 24,151 | | |
| CBL | à grains ronds | 64,945 | 62,636 | 48,359 | 36,831 | 33,106 | 9,666 | 3,259 | 5,925 | 0,000 | 0,000 | 0,000 | | |
| | à grains longs | 114,580 | 114,881 | 106,460 | 94,168 | 83,663 | 78,145 | 60,530 | 63,933 | 52,773 | 29,949 | 26,282 | | |
| BRI | | 13,424 | 13,615 | 5,889 | 0,408 | 1,030 | 0,000 | 0,000 | 0,000 | 0,000 | 0,000 | 0,000 | | |

TÆRSKELPRISER
SCHWELLENPREISE
THRESHOLD PRICES
PRIX DE SEUIL
PREZZI DI ENTRATA
DREMPELPRIJZEN

Afgifter ved indførsel fra tredjelande
Abschöpfungen bei Einfuhr aus Drittländern
Levies on imports from third countries
Prélèvements à l'importation des pays tiers
Prelievi all'importazione dai paesi terzi
Heffingen bij invoer uit derde landen

Afgifter ved indførsel fra AVS eller OLT
Abschöpfungen bei Einfuhr aus AKP oder ÜLG
Levies on imports from ACP or OCT
Prélèvements à l'importation des ACP ou PTOM
Prelievi all'importazione dai ACP o PTOM
Heffingen bij invoer uit ACS of LGO

RIS
REIS
RICE
RIZ
RISO
RIJST

ECU/1000 kg

| Produkte Produkte Products Produits Prodotti Produkten | | 1981 | | | | | | | | | | | | | |
|--|----------------|---|---------|----------------|--------|--|------------------------------------|--------|--------|--------|---------|--|--|--|--|
| | | JUN | | | | JUL | | | | | | | | | |
| | | 1-3 | 4-10 | 11-17 18-24 | 25-30 | 1 | 2-8 | 9-15 | 16-22 | 23-29 | 30-31 | | | | |
| TAÆRSKELPRISER PRIX DE SEUIL | | SCHWELLENPREISE PREZZI DI ENTRATA | | | | | THRESHOLD PRICES DREMPELPRIJZEN | | | | | | | | |
| DEC | à grains ronds | 427,08 | | | | 429,97 | | | | | | | | | |
| | à grains longs | | | | | | | | | | | | | | |
| CBL | à grains ronds | 564,95 | | | | 568,68 | | | | | | | | | |
| | à grains longs | 618,32 | | | | 622,51 | | | | | | | | | |
| BRI | | 255,83 | | | | 255,83 | | | | | | | | | |
| AFGIFTER VED INDFØRSEL FRA TREDJELANDE PRELEVEMENTS A L'IMPORTATION DES PAYS TIERS | | ABSCHÖPFUNGEN BEI EINFUHR AUS DRITTLÄNDERN PRELIEVI ALL'IMPORTAZIONE DAI PAESI TERZI | | | | LEVIES ON IMPORTS FROM THIRD COUNTRIES HEFFINGEN BIJ INVOER UIT DERDE LANDE | | | | | | | | | |
| PAD | à grains ronds | 0,000 | 0,000 | 0,000 | 0,000 | 0,000 | 0,000 | 0,000 | 0,000 | 0,000 | 0,000 | | | | |
| | à grains longs | 0,000 | 0,000 | 0,000 | 0,000 | 0,000 | 0,000 | 0,000 | 0,000 | 0,000 | 4,640 | | | | |
| DEC | à grains ronds | 0,000 | 0,000 | 0,000 | 0,000 | 0,000 | 0,000 | 0,000 | 0,000 | 0,000 | 0,000 | | | | |
| | à grains longs | 0,000 | 0,000 | 0,000 | 0,000 | 0,000 | 0,000 | 0,000 | 0,000 | 0,000 | 5,800 | | | | |
| DBL | à grains ronds | 0,000 | 0,000 | 0,000 | 0,000 | 0,000 | 0,000 | 0,000 | 0,000 | 0,000 | 0,000 | | | | |
| | à grains longs | 114,530 | 100,670 | 64,230 | 70,350 | 74,260 | 77,050 | 68,260 | 68,260 | 68,260 | 94,710 | | | | |
| CBL | à grains ronds | 0,000 | 0,000 | 0,000 | 0,000 | 0,000 | 0,000 | 0,000 | 0,000 | 0,000 | 0,000 | | | | |
| | à grains longs | 122,780 | 107,920 | 68,850 | 75,420 | 79,610 | 82,600 | 73,180 | 73,180 | 73,180 | 101,530 | | | | |
| BRI | | 0,000 | 0,000 | 0,000 | 0,000 | 0,000 | 0,000 | 0,000 | 0,000 | 0,000 | 0,000 | | | | |
| AFGIFTER VED INDFØRSEL FRA AVS ELLER OLT PRELEVEMENTS A L'IMPORTATION DES ACP OU PTOM | | ABSCHÖPFUNGEN BEI EINFUHR AUS AKP ODER ÜLG PRELIEVI ALL'IMPORTAZIONE DAI ACP O PTOM | | | | LEVIES ON IMPORTS FROM ACP OR OCT HEFFINGEN BIJ INVOER UIT ACS OF LGO | | | | | | | | | |
| PAD | à grains ronds | 0,000 | 0,000 | 0,000 | 0,000 | 0,000 | 0,000 | 0,000 | 0,000 | 0,000 | 0,000 | | | | |
| | à grains longs | 0,000 | 0,000 | 0,000 | 0,000 | 0,000 | 0,000 | 0,000 | 0,000 | 0,000 | 0,000 | | | | |
| DEC | à grains ronds | 0,000 | 0,000 | 0,000 | 0,000 | 0,000 | 0,000 | 0,000 | 0,000 | 0,000 | 0,000 | | | | |
| | à grains longs | 0,000 | 0,000 | 0,000 | 0,000 | 0,000 | 0,000 | 0,000 | 0,000 | 0,000 | 0,000 | | | | |
| DBL | à grains ronds | 0,000 | 0,000 | 0,000 | 0,000 | 0,000 | 0,000 | 0,000 | 0,000 | 0,000 | 0,000 | | | | |
| | à grains longs | 45,340 | 38,410 | 20,190 | 23,250 | 25,210 | 26,600 | 22,210 | 22,210 | 22,210 | 35,430 | | | | |
| CBL | à grains ronds | 0,000 | 0,000 | 0,000 | 0,000 | 0,000 | 0,000 | 0,000 | 0,000 | 0,000 | 0,000 | | | | |
| | à grains longs | 49,000 | 41,570 | 22,040 | 25,320 | 27,420 | 28,910 | 24,200 | 24,200 | 24,200 | 38,380 | | | | |
| BRI | | 0,000 | 0,000 | 0,000 | 0,000 | 0,000 | 0,000 | 0,000 | 0,000 | 0,000 | 0,000 | | | | |

CIF-PRISER FASTSAT AF KOMMISSIONEN
CIF-PREISE VON DER KOMMISSION FESTGESETZT
CIF PRICES FIXED BY THE COMMISSION
PRIX CAF FIXES PAR LA COMMISSION
PREZZI CIF FISSATI DALLA COMMISSIONE
CIF-PRIJZEN DOOR DE COMMISSIE VASTGESTELD

Eksportafgifter
Abschöpfungen bei der Ausfuhr
Export levies
Prélèvements à l'exportation
Prelevi all'esportazione
Heffingen bij uitvoer

RIS
REIS
RICE
RIZ
RISO
RIJST

ECU /1000 kg

| Produkte Produkte Products Produits Prodotti Produkten | | 1980 / 1981 | | | | | | | | | | | | | |
|--|----------------|---|---------|---------|---------|---------|---------|---|---------|---------|---------|---------|-----|--|--|
| | | SEP | OCT | NOV | DEC | JAN | FEB | MAR | APR | MAI | JUN | JUL | AUG | | |
| CIF PRISER FASTSAT AF KOMMISSIONEN PRIX CAF FIXES PAR LA COMMISSION | | CIF PREISE VON DER KOMMISSION FESTGESETZT PREZZI CIF FISSATI DALLA COMMISSIONE | | | | | | CIF PRICES FIXED BY THE COMMISSION CIF-PRIJZEN DOOR DE COMMISSIE VASTGESTELD | | | | | | | |
| DEC | à grains ronds | 317,029 | 324,349 | 340,244 | 351,263 | 354,098 | 400,078 | 448,950 | 448,917 | 473,439 | 509,387 | 501,510 | | | |
| | à grains longs | 282,500 | 301,245 | 348,922 | 372,682 | 376,374 | 409,174 | 424,325 | 418,694 | 441,483 | 451,052 | 434,397 | | | |
| CBL | à grains ronds | 376,712 | 385,065 | 417,349 | 444,133 | 455,313 | 507,796 | 534,071 | 521,414 | 563,245 | 605,087 | 594,400 | | | |
| | à grains longs | 327,215 | 329,943 | 351,292 | 380,070 | 382,687 | 420,501 | 459,912 | 457,299 | 483,809 | 533,647 | 545,166 | | | |
| BRI | | 222,949 | 222,562 | 238,019 | 249,688 | 250,083 | 271,429 | 272,747 | 263,007 | 267,424 | 271,523 | 263,256 | | | |
| EXPORTAFGIFTER PRELEVEMENTS A L'EXPORTATION | | ABSCHÖPFUNGEN BEI DER AUSFUHR PRELIEVI ALL'ESPORTAZIONE | | | | | | EXPORT LEVIES HEFFINGEN BIJ UITVOER | | | | | | | |
| PAD | à grains ronds | - | - | - | - | - | 3,486 | 25,910 | 21,856 | 38,583 | 65,606 | 57,369 | | | |
| | à grains longs | - | - | - | - | - | 1,543 | 7,381 | 1,369 | 13,356 | 19,547 | 4,161 | | | |
| DEC | à grains ronds | - | - | - | - | - | 4,357 | 32,387 | 27,320 | 48,228 | 82,005 | 71,710 | | | |
| | à grains longs | - | - | - | - | - | 1,929 | 9,226 | 1,712 | 16,695 | 24,433 | 5,201 | | | |
| DBL | à grains ronds | - | - | - | - | - | - | 4,241 | - | 5,408 | 37,289 | 23,994 | | | |
| | à grains longs | - | - | - | - | - | - | - | - | - | - | - | | | |
| CBL | à grains ronds | - | - | - | - | - | - | 4,516 | - | 5,760 | 39,713 | 25,558 | | | |
| | à grains longs | - | - | - | - | - | - | - | - | - | - | - | | | |
| BRI | | - | - | - | - | - | 11,714 | 20,548 | 7,371 | 11,335 | 15,908 | 7,403 | | | |

CIF-PRISER FASTSAT AF KOMMISSIONEN
CIF-PREISE VON DER KOMMISSION FESTGESETZT
CIF PRICES FIXED BY THE COMMISSION
PRIX CAF FIXES PAR LA COMMISSION
PREZZI CIF FISSATI DALLA COMMISSIONE
CIF-PRIJZEN DOOR DE COMMISSIE VASTGESTELD

Eksportafgifter
Abschöpfungen bei der Ausfuhr
Export levies
Prélèvements à l'exportation
Prelevi all'esportazione
Heffingen bij uitvoer

RIS
REIS
RICE
RIZ
RISO
RIJST

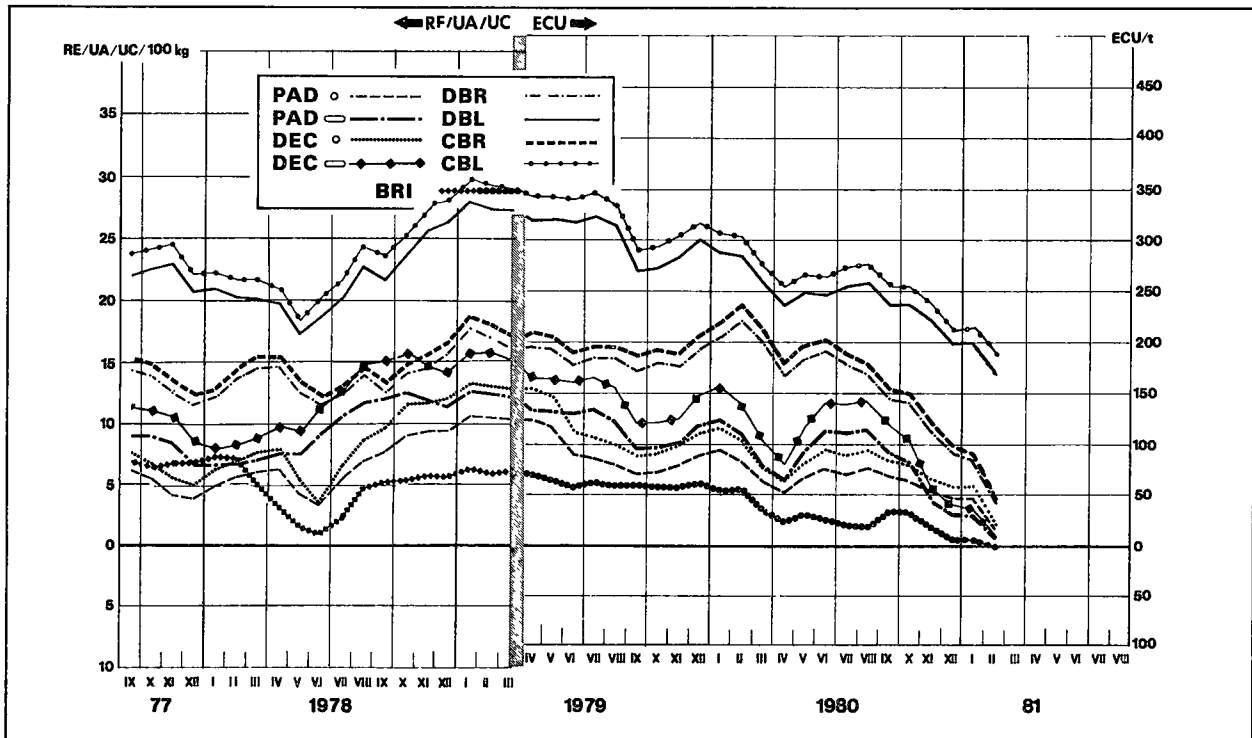
ECU / 1000 kg

| Produkte Produkte Products Produits Prodotti Produkten | | 1981 | | | | | | | | | | | | |
|--|----------------|---|------------|------------|------------|------------|---|------------|------------|----------------|-------------|--|--|--|
| | | JUN | | | | | JUL | | | | | | | |
| | | 1-3 | 4-10 | 11-17 | 18-24 | 25-30 | 1 | 2-8 | 9-15 | 16-22 23-29 | 30-31 | | | |
| CIF PRISER FASTSAT AF KOMMISSIONEN PRIX CAF FIXES PAR LA COMMISSION | | CIF PREISE VON DER KOMMISSION FESTGESETZT PREZZI CIF FISSATI DALLA COMMISSIONE | | | | | CIF PRICES FIXED BY THE COMMISSION CIF-PRIJZEN DOOR DE COMMISSIE VASTGESTELD | | | | | | | |
| DEC | à grains ronds | 492,030 | 500,240 | 521,240 | 521,240 | 501,080 | 501,080 | 505,790 | 503,670 | 498,720 | 501,510 | | | |
| | à grains longs | 453,270 | 456,750 | 457,680 | 447,720 | 439,450 | 439,450 | 436,980 | 434,270 | 434,270 | 424,170 | | | |
| CBL | a grains ronds | 575,310 | 585,310 | 628,670 | 628,670 | 588,020 | 588,020 | 587,460 | 596,790 | 596,790 | 596,790 | | | |
| | a grains longs | 495,540 | 510,400 | 549,470 | 549,470 | 542,900 | 542,900 | 539,910 | 549,330 | 549,330 | 520,980 | | | |
| BRI | | 269,200 | 272,110 | 277,410 | 273,580 | 262,730 | 262,730 | 260,330 | 264,170 | 264,170 | 264,170 | | | |
| EXPORTAFGIFTER PRELEVEMENTS A L'EXPORTATION | | ABSCHÖPFUNGEN BEI DER AUSFUHR PRELIEVI ALL'ESPORTAZIONE | | | | | EXPORT LEVIES HEFFINGEN BIJ UITVOER | | | | | | | |
| PAD | a grains ronds | (1) 51,960 | (2) 58,530 | (3) 75,330 | (4) 75,330 | (5) 59,200 | (6) 59,200 | (7) 56,890 | (8) 60,660 | (9) 58,960 | (10) 55,000 | | | |
| | à grains longs | 20,950 | 23,740 | 24,480 | 16,510 | 9,900 | 9,900 | 7,580 | 5,610 | (11) 3,440 | (12) - | | | |
| DEC | à grains ronds | 64,950 | 73,160 | 94,160 | 94,160 | 74,000 | 74,000 | 71,110 | 75,820 | 73,700 | 68,750 | | | |
| | à grains longs | 26,190 | 29,670 | 30,600 | 20,640 | 12,370 | 12,370 | 9,480 | 7,010 | (11) 4,300 | (12) - | | | |
| DBL | a grains ronds | 9,730 | 19,120 | 59,830 | 59,830 | 21,660 | 21,660 | 18,160 | 17,630 | 26,390 | 26,390 | | | |
| | à grains longs | - | - | - | - | - | - | - | - | - | - | | | |
| CBL | à grains ronds | 10,360 | 20,360 | 63,720 | 63,720 | 23,070 | 23,070 | 19,340 | 18,780 | 28,110 | 28,110 | | | |
| | à grains longs | - | - | - | - | - | - | - | - | - | - | | | |
| BRI | | 13,370 | 16,280 | 21,580 | 17,750 | 6,900 | 6,900 | 6,900 | 4,600 | 8,340 | 8,340 | | | |

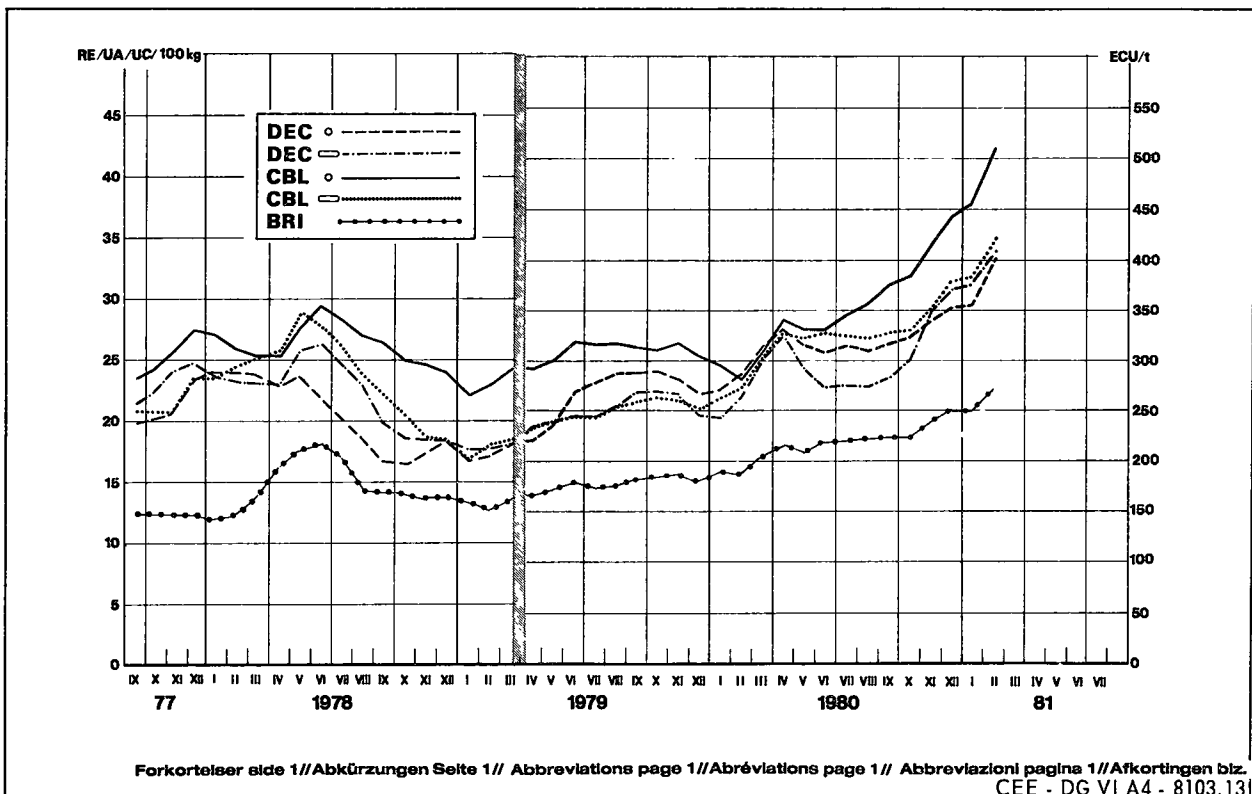
- (1) Validité du 1.6 au 4.6.
(2) Validité du 5.6 au 11.6.
(3) Validité du 12.6 au 18.6.
(4) Validité du 19.6 au 25.6.
(5) Validité du 26.6 au 30.6.
(6) Validité du 1.7 au 1.7.
(7) Validité du 2.7 au 2.7.
(8) Validité du 3.7 au 9.7.
(9) Validité du 10.7 au 16.7.
(10) Validité du 17.7 au 31.7.
(11) Validité du 10.7 au 30.7.
(12) Validité du 31.7 au 31.7.

Importafgifter over for tredjeland
Abschöpfungen bei der Einfuhr gegenüber Drittländern
Levies on imports from and to third countries
Prélèvements à l'importation envers les Pays-tiers
Prelevi all'importazione verso paesi terzi
Heffingen bij invoer tegenover derde landen

RIS
REIS
RICE
RIZ
RISO
RIJST



Cif pris fastsat af Kommissionen
Cif-Preise von der Kommission festgesetzt
Cif prices fixed by the Commission
Prix CAF fixés par la Commission
Prezzi cif fissati dalla Commissione
Cif prijzen door de Commissie vastgesteld



Forkortelser side 1//Abkürzungen Seite 1// Abbreviations page 1//Abréviations page 1// Abbreviazioni pagina 1//Afkortingen biz. 1
 CEE - DG VI A4 - 8103.13

**INDFØRSELSPRISER
EINFUHRPREISE
IMPORT PRICES
PRIX A L'IMPORTATION
PREZZI ALL'IMPORTAZIONE
INVOERPRIJZEN**

**Direkte levering, omregnet til samme procentdel af brudris
Sofortige Lieferung, die auf den gleichen Bruchgehalt zurückgebracht worden sind
Immediate delivery, calculated on same percentage of broken rice
Livraison rapprochée, ramenés au même pourcentage de brisures
Pronta consegna, ridotti alla stessa percentuale di rotture
Direkte levering, teruggebracht op hetzelfde breukpercentage**

RIS
REIS
RICE
RIZ
RISO
RIJST

CAF / CIF AMSTERDAM / ROTTERDAM / ANTWERPEN (1)

ECU / 1000 kg

| Dyrkningsstedet Herkunft Origin Provenance Provenienza Herkomst | Kvaliteten Qualitäten Qualities Qualités Qualità Kwaliteiten | 1980 / 1981 | | | | | | | | | | | | Ø |
|--|---|-------------|---------|---------|---------|---------|---------|---------|---------|---------|---------|---------|-----|---|
| | | SEP | OCT | NOV | DEC | JAN | FEB | MAR | APR | MAI | JUN | JUL | AUG | |
| DEC (0 - 3 %) | | | | | | | | | | | | | | |
| ARGENTINA | Bluerose | - | - | - | - | - | - | - | - | - | - | - | - | - |
| | Belle Patna | - | - | - | - | - | - | - | - | - | - | - | - | - |
| | Blue Bonnet | 339,941 | 354,127 | 415,851 | 439,727 | 444,427 | 476,042 | 469,196 | 460,435 | 486,370 | 493,590 | 474,587 | | |
| | Rond d'Argentine | 319,081 | 324,085 | 359,769 | 364,069 | 368,374 | 426,365 | 446,924 | 447,656 | 497,155 | 506,415 | 488,503 | | |
| EGYPT | Rond d'Egypte | - | - | - | 376,050 | 373,320 | 407,267 | - | - | - | - | - | - | - |
| MAROCCO | Rond du Maroc | - | - | - | - | - | - | - | - | - | - | - | - | - |
| AUSTRALIA | Rond d'Australie | - | - | - | - | - | - | - | - | - | - | - | - | - |
| SPAIN | Rond d'Espagne | 335,313 | 336,690 | 355,065 | 373,009 | 378,548 | 464,230 | 464,960 | - | 600,990 | 597,903 | 601,708 | | |
| BRAZIL | Rond du Brésil | - | - | - | - | - | - | - | - | - | - | - | - | - |
| COREE | Rond de Corée | - | - | - | - | - | - | - | - | - | - | - | - | - |
| CHINA | Rond de Chine | - | - | - | - | - | - | - | - | - | - | - | - | - |
| THAILANDE | Siam | 366,825 | 365,764 | 393,775 | 411,908 | 412,450 | 461,475 | 488,969 | 488,006 | 533,152 | 570,724 | 574,895 | | |
| U.S.A. | Nato | 318,997 | - | 413,568 | 430,610 | 430,942 | 475,830 | 470,670 | 482,575 | 510,613 | 518,667 | 496,226 | | |
| | Blue Belle / Belle Patna | 326,930 | 350,178 | 427,285 | 442,973 | 444,810 | 484,985 | 489,338 | 484,440 | 516,965 | 520,423 | 494,082 | | |
| | Calif/Short | 319,735 | 327,640 | - | - | - | - | - | - | - | - | - | - | - |
| | Belle Patna | 338,487 | 354,309 | 421,903 | 443,779 | 445,431 | 472,181 | 477,540 | 477,592 | 501,481 | 503,572 | 482,378 | | |
| URUGUAY | Uruguay Selection | - | - | - | - | - | - | - | - | - | - | - | - | - |
| | Rond d'Uruguay | - | - | 374,853 | 396,960 | 410,700 | 455,290 | 451,730 | 440,070 | - | - | - | - | - |
| | Blue Bonnet | - | - | - | - | - | - | - | - | - | - | - | - | - |

(1) hver for sig eller kombineret - einzeln oder kombiniert - separately or combined - séparément ou combiné - separati o combinati - afzonderlijk of gecombineerd.

**INDFØRSELSPRISER
EINFUHRPREISE
IMPORT PRICES
PRIX A L'IMPORTATION
PREZZI ALL'IMPORTAZIONE
INVOERPRIJZEN**

**Direkte levering, omregnet til samme procentdel af brudris
Sofortige Lieferung, die auf den gleichen Bruchgehalt zurückgebracht worden sind
Immediate delivery, calculated on same percentage of broken rice
Livraison rapprochée, ramenés au même pourcentage de brisures
Pronta consegna, ridotti alla stessa percentuale di rotture
Direkte levering, teruggebracht op hetzelfde breukpercentage**

| |
|-------|
| RIS |
| REIS |
| RICE |
| RIZ |
| RISO |
| RIJST |

CAF / CIF AMSTERDAM / ROTTERDAM / ANTWERPEN (1)

ECU / 1000 kg

| Dyrkningsstedet Herkunft Origin Provenance Provenienza Herkomst | Kvaliteten Qualitäten Qualities Qualités Qualità Kwaliteten | 1980 / 1981 | | | | | | | | | | | | Ø |
|--|--|-------------|---------|---------|---------|---------|---------|---------|---------|---------|---------|---------|-----|---|
| | | SEP | OCT | NOV | DEC | JAN | FEB | MAR | APR | MAI | JUN | JUL | AUG | |
| CBL | | | | | | | | | | | | | | |
| ARGENTINA | Rond d'Argentine | - | - | - | 489,190 | - | - | - | - | - | - | - | - | - |
| | Bluerose | - | - | - | - | - | - | - | - | - | - | - | - | - |
| | Belle Patna | - | - | - | - | - | - | - | - | - | - | - | - | - |
| | Blue Bonnet | - | - | - | - | 544,863 | 604,233 | 616,776 | 615,967 | - | - | 612,026 | - | - |
| AUSTRALIA | Rond d'Australie | - | - | - | - | - | - | 578,800 | - | - | - | - | - | - |
| BRAZIL | Rond de Brésil | - | - | - | - | - | - | - | - | - | - | - | - | - |
| CHINA | Rond de Chine | - | - | - | - | - | - | - | - | - | - | - | - | - |
| COREE | Rond de Corée | - | - | - | - | - | - | - | - | - | - | - | - | - |
| EGYPT | Rond d'Egypte | - | - | - | - | 468,630 | - | - | - | - | - | - | - | - |
| MAROCCO | Rond du Maroc | - | - | - | - | - | - | - | - | - | - | - | - | - |
| SPAIN | Rond d'Espagne | 378,423 | 389,514 | 431,870 | 477,423 | 478,317 | 540,431 | 549,961 | 536,388 | 582,565 | 650,369 | 594,942 | - | - |
| THAILANDE | Siam | 374,733 | 376,573 | 409,006 | 429,173 | 430,401 | 482,315 | 510,696 | 504,527 | 546,082 | 588,286 | 597,121 | - | - |
| URUGUAY | Rond d'Uruguay | - | - | - | - | - | - | - | - | - | - | - | - | - |
| | Uruguay Selection | - | - | - | - | - | - | - | - | - | - | - | - | - |
| | Belle Patna | - | - | - | - | - | - | - | - | - | - | 648,780 | - | - |
| | Blue Bonnet | - | - | - | - | - | - | - | - | - | - | 648,780 | - | - |
| U.S.A. | Nato | 388,840 | - | 485,295 | 500,160 | 504,062 | 551,280 | 580,800 | 566,643 | - | 584,263 | 585,508 | - | - |
| | Belle Patna / Bluebelle | 410,758 | 436,275 | 489,708 | 518,393 | 536,140 | 587,485 | 590,993 | 584,963 | 623,488 | 632,808 | 637,708 | - | - |
| | Blue Bonnet | - | - | - | - | - | - | - | - | - | - | - | - | - |
| | Calif/Short | - | - | - | - | - | - | - | - | - | - | - | - | - |

(1) hver for sig eller kombineret - einzeln oder kombiniert - separately or combined - séparément ou combiné - separati o combinati - afzonderlijk of gecombineerd.

**INDFØRSELSPRISER
EINFUHRPREISE
IMPORT PRICES
PRIX A L'IMPORTATION
PREZZI ALL'IMPORTAZIONE
INVOERPRIJZEN**

**Direkte levering
Sofortige Lieferung
Immediate delivery
Livraison rapprochée
Pronta consegna
Direkte levering**

**RIS
REIS
RICE
RIZ
RISO
RIJST**

CAF / CIF AMSTERDAM / ROTTERDAM / ANTWERPEN (1)

ECU/1000 kg

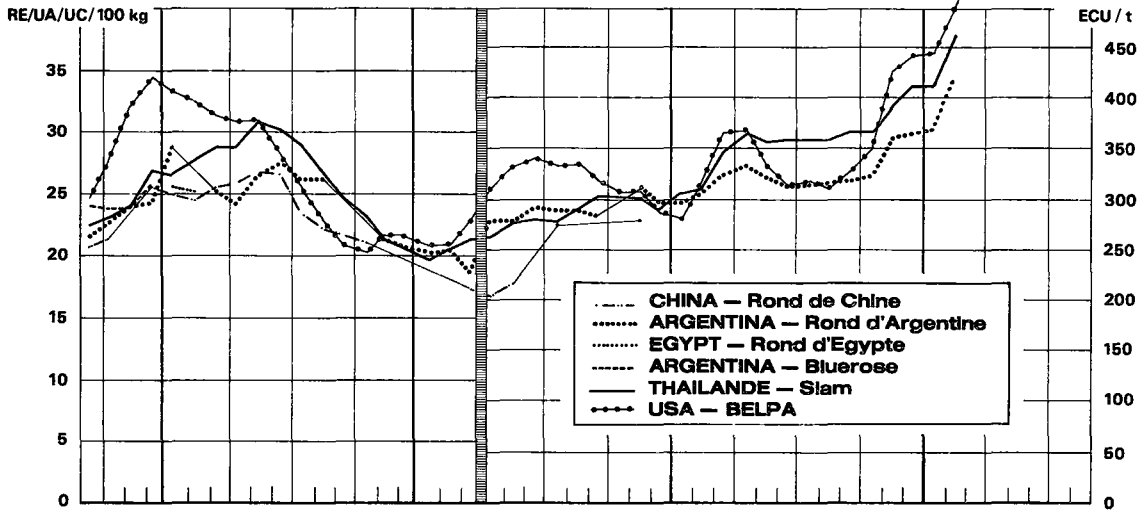
| Dyrkningsstedet Herkunft Origin Provenance Provenienza Herkomst | Kvaliteten Qualitäten Qualities Qualités Qualità Kwaliteiten | 1980 / 1981 | | | | | | | | | | | | Ø |
|--|---|-------------|---------|---------|---------|---------|---------|---------|---------|---------|---------|---------|-----|---|
| | | SEP | OCT | NOV | DEC | JAN | FEB | MAR | APR | MAI | JUN | JUL | AUG | |
| BRI | | | | | | | | | | | | | | |
| ARGENTINA | ¼ | 210,513 | 213,890 | 230,795 | 243,060 | 240,120 | - | 267,170 | 276,325 | - | - | - | | |
| | ¼ ½ | - | - | - | - | - | - | - | - | - | - | - | | |
| | ½ | 220,938 | 226,536 | 239,457 | 251,955 | 254,767 | 270,157 | 270,496 | 263,033 | 275,511 | 281,794 | 264,855 | | |
| BIRMANIE | 2.3.4 | - | - | - | - | - | - | - | - | - | - | - | | |
| BRAZIL | ¼ | - | - | - | - | - | - | - | - | - | - | - | | |
| | ¼ ½ | - | - | - | - | - | - | - | - | - | - | - | | |
| | ½ | - | - | - | - | - | - | - | - | - | - | - | | |
| URUGUAY | 1/2 | 223,113 | 228,421 | 243,295 | 244,495 | 246,395 | 268,992 | 267,461 | 263,603 | 277,496 | 283,653 | 272,714 | | |
| CHINA | 2 | - | 244,880 | - | - | - | - | - | - | - | - | - | | |
| THAILANDE | Siam C 1 ordinary F.A.Q. | - | - | - | - | - | - | - | - | - | - | - | | |
| | C 3 ordinary F.A.Q. | - | - | - | - | - | - | - | - | - | - | - | | |
| | C 3 special F.A.Q. | - | - | - | - | - | - | - | - | - | - | - | | |
| | C 1 special F.A.Q. | - | - | - | - | - | - | - | - | - | - | - | | |
| | Glutinous C 1 | - | - | - | - | - | - | - | - | - | - | - | | |
| | C 3 | - | - | - | - | - | - | - | - | - | - | - | | |
| | Siam A 1 special | 244,648 | 243,748 | 257,780 | 263,780 | 264,126 | 284,469 | 285,627 | 272,265 | 276,583 | 279,475 | 280,457 | | |
| | Glutinous A 1 | 226,653 | 226,212 | 245,468 | 255,090 | 266,618 | 297,238 | 300,345 | 282,253 | 271,368 | 279,200 | 284,466 | | |
| | Siam A 1 super | 247,715 | 246,983 | 275,138 | 267,738 | 270,005 | 288,005 | 289,363 | 276,113 | 279,609 | 282,965 | 284,259 | | |
| ESPAGNE | Gruesos | 244,703 | 245,568 | 261,568 | 277,210 | 279,382 | 293,545 | 294,326 | 294,589 | 318,453 | 331,980 | 333,768 | | |
| U.S.A. | Second heads | 227,613 | 241,016 | 261,568 | 269,288 | 270,266 | 295,243 | 306,505 | 312,023 | 332,098 | 350,950 | 342,124 | | |
| | Brewers 4 | 215,918 | 227,139 | 244,643 | 245,528 | 247,450 | 268,078 | 269,830 | 269,070 | 286,605 | 298,783 | 296,718 | | |

(1) hver for sig eller kombineret - einzeln oder kombiniert - separately or combined - séparément ou combiné - separati o combinati - afzonderlijk of gecombineerd.

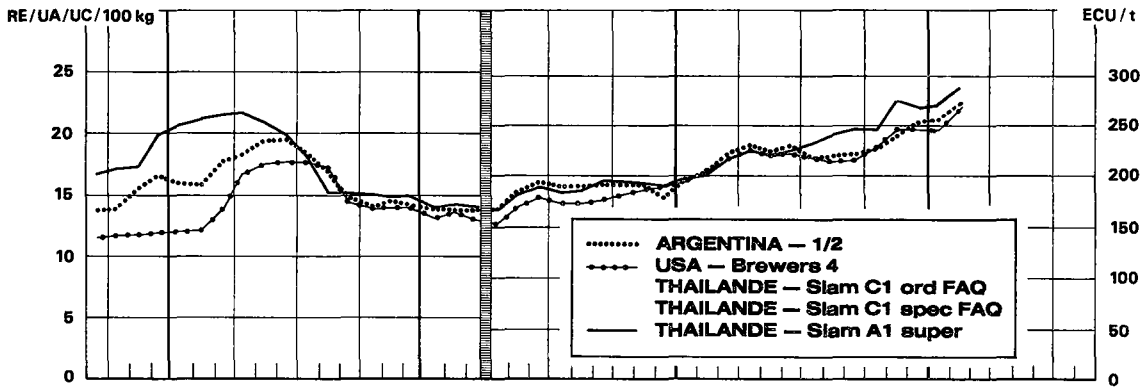
Importpriser for visse kvaliteter*
Einfuhrpreise für ausgewählte Qualitäten*
Import prices for certain qualities*
Prix à l'importation pour quelques qualités*
Prezzi all'importazione per alcune qualità*
Invoerprijzen voor enkele kwaliteiten*

RIS
REIS
RICE
RIZ
RISO
RIJST

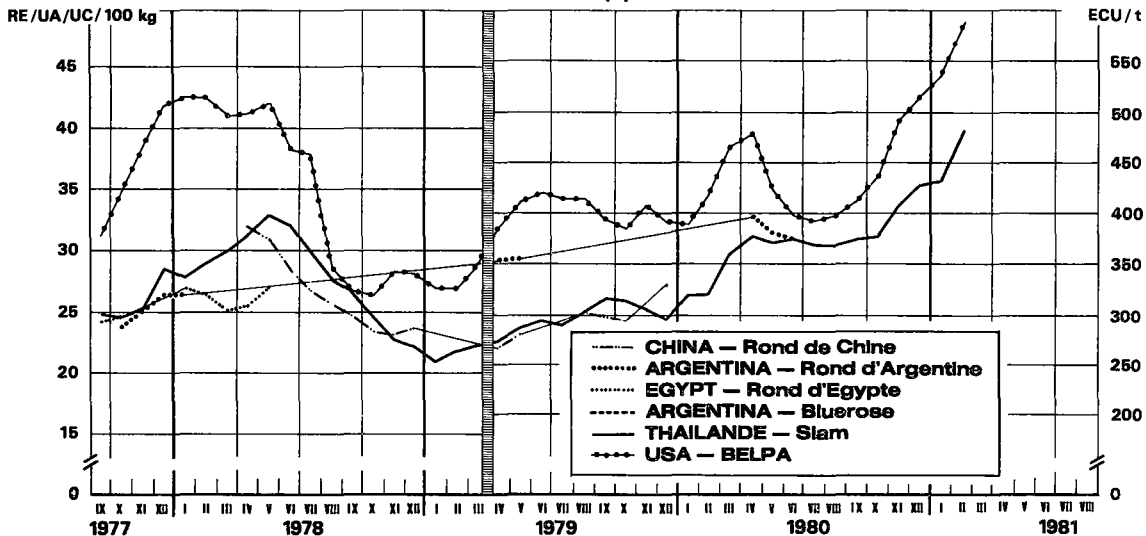
**AFSKALLET RIS/GESCHÄLTER REIS/HUSKED RICE/
 RIZ DECORTIQUE/RISO SEMIGREGGIO/GEDOPTE RIJST (2)**



BRUDRIS/BRUCHREIS/BROKEN RICE/BRISURES/ ROTTURE/BREUKRIJST



**SLEBEN RIS/GESCHLIFFENER REIS/MILLED RICE/
 RIZ BLANCHI/RISO LAVORATO/VOLWITTE RIJST (2)**



***Cif-priser for øjeblikkelig levering Rotterdam/Antwerpen Cif-Preise für sofortige Lieferung Rot'dam/Antw. Cif prices for immediate delivery Rotterdam/Antwerp Prix CAF pour livraison rapprochée Rot'dam/Anvers Pronta consegna cif-Rotterdam/Antwerpen Direkte levering c.l.f. Rotterdam/Antwerpen**

2) omregnet til procenten for brudris/auf gleiche Bruchgehalt zurückgebracht/converted to the same percentage of broken rice// ramenés au même pourcentage de brisures//ridotti alla stessa percentuale di rotture//terruggebracht op hetzelfde brukpercentage

CCE - DG VI A/4 - 8101.6

III

F E D S T O F F E R

F E T T E

O I L S A N D F A T S

M A T I E R E S G R A S S E S

G R A S S I

O L I Ę N E N V E T T E N

**OLIVENOLIE
OLIVENÖL
OLIVE OIL
HUILE D'OLIVE
OLIO D'OLIVA
OLIJFOLIE**

**Fastsatte fællesskabspriser
Festgesetzte gemeinschaftliche Preise
Fixed Community prices
Prix fixes communautaires
Prezzi fissati comunitari
Vastgestelde gemeenschappelijke prijzen**

**FEDTINDHOLD
FETTE
FAT PRODUCTS
MATIERES GRASSES
GRASSI
OLIEN EN VETTEN**

Mellemfin jomfruolie 3°
Mittelfines Jungfernoil 3°
Semi-fine virgin olive oil 3°

Huile d'olive vierge semi-fine 3°
Olio d'oliva vergine semi-fino 3°
Halffijne olijfolie 3°

ECU 100 kg

| Valuta Geldinheit Currency Monnaie Moneta Valuta | 1980/81 | | | | | | | | | | | | Ø Campagne |
|---|---|---------|---------|---------|---|---------|---------|---------|---|--------|--------|--------|---------------|
| | NOV | DEC | JAN | FEB | MAR | APR | MAI | JUN | JUL | AUG | SEP | OCT | |
| | Producent indikativpriser Prix indicatif à la production | | | | Erzeugerrichtpreis Prezzo indicativo alla produzione | | | | Production target price Produkt ierichtprijs | | | | |
| ECU | 247,97 | 247,97 | 247,97 | 247,97 | 247,97 | 247,97 | 247,97 | 247,97 | 247,97 | 247,97 | 247,97 | 247,97 | 247,97 |
| BFR/LFR | 10047,5 | 10047,5 | 10047,5 | 10047,5 | 10047,5 | 10116,8 | 10116,8 | 10116,8 | 10116,8 | | | | |
| DKR | 1915,17 | 1915,17 | 1915,17 | 1915,17 | 1915,17 | 1963,71 | 1963,71 | 1963,71 | 1963,71 | | | | |
| DM | 682,35 | 682,35 | 682,35 | 682,35 | 682,35 | 682,35 | 682,35 | 682,35 | 682,35 | | | | |
| FF | 1449,88 | 1449,88 | 1449,88 | 1449,88 | 1449,88 | 1486,65 | 1486,65 | 1486,65 | 1486,65 | | | | |
| LIT | 287,097 | 287,097 | 287,097 | 287,097 | 287,097 | 304,259 | 304,259 | 304,259 | 304,259 | | | | |
| HFL | 692,81 | 692,81 | 692,81 | 692,81 | 692,81 | 697,58 | 697,58 | 697,58 | 697,58 | | | | |
| IRL | 163,480 | 163,480 | 163,480 | 163,480 | 163,480 | 169,895 | 169,895 | 169,895 | 169,895 | | | | |
| UKL | 153,408 | 153,408 | 153,408 | 153,408 | 153,408 | 153,408 | 153,408 | 153,408 | 153,408 | | | | |
| | Repraesentativ markedpris Prix représentatif de marché | | | | Repräsentativer Marktpreis Prezzo rappresentativo di mercato | | | | Representative market price Representatieve marktprijs | | | | |
| ECU | 145,00 | 145,00 | 146,42 | 147,84 | 149,26 | 150,68 | 152,10 | 153,52 | 154,94 | 154,94 | 154,94 | 145,00 | 149,97 |
| BFR/LFR | 5875,3 | 5875,3 | 5932,8 | 5990,3 | 6047,9 | 6147,5 | 6205,5 | 6263,4 | 6321,3 | | | | |
| DKR | 1119,89 | 1119,89 | 1130,86 | 1141,82 | 1152,79 | 1163,75 | 1174,71 | 1185,67 | 1196,63 | | | | |
| DM | 399,00 | 399,00 | 402,91 | 406,82 | 410,73 | 414,63 | 418,54 | 422,45 | 426,36 | | | | |
| FF | 847,81 | 847,81 | 856,12 | 864,42 | 872,72 | 881,02 | 889,32 | 897,62 | 905,92 | | | | |
| LIT | 167,880 | 167,880 | 169,524 | 171,168 | 172,812 | 174,456 | 176,100 | 177,744 | 179,388 | | | | |
| HFL | 405,12 | 405,12 | 409,08 | 413,05 | 417,02 | 420,98 | 424,94 | 428,90 | 432,86 | | | | |
| IRL | 95,595 | 95,595 | 96,531 | 97,467 | 98,403 | 99,339 | 100,275 | 101,211 | 102,147 | | | | |
| UKL | 89,705 | 89,705 | 90,583 | 91,462 | 92,340 | 93,219 | 94,097 | 94,976 | 95,854 | | | | |
| | Interventionspriser Prix d'intervention | | | | Interventionspreis Prezzo d'intervento | | | | Intervention price Interventieprijs | | | | |
| ECU | 180,12 | 180,12 | 181,54 | 182,96 | 184,38 | 185,80 | 187,22 | 188,64 | 190,06 | 190,06 | 190,06 | 180,12 | 185,09 |
| BFR/LFR | 7298,3 | 7298,3 | 7355,8 | 7413,4 | 7470,9 | 7528,4 | 7585,9 | 7643,4 | 7700,9 | | | | |
| DKR | 1391,14 | 1391,14 | 1402,10 | 1413,07 | 1424,04 | 1435,01 | 1445,97 | 1456,94 | 1467,90 | | | | |
| DM | 495,65 | 495,65 | 499,55 | 503,46 | 507,37 | 511,28 | 515,18 | 519,09 | 523,00 | | | | |
| FF | 1053,16 | 1053,16 | 1061,46 | 1069,77 | 1078,07 | 1086,37 | 1094,67 | 1102,97 | 1111,27 | | | | |
| LIT | 208,541 | 208,541 | 210,185 | 211,829 | 213,473 | 215,117 | 216,761 | 218,405 | 220,049 | | | | |
| HFL | 503,24 | 503,24 | 507,21 | 511,17 | 515,14 | 519,10 | 523,07 | 527,03 | 531,00 | | | | |
| IRL | 118,748 | 118,748 | 119,685 | 120,621 | 121,557 | 122,494 | 123,430 | 124,367 | 125,303 | | | | |
| UKL | 111,432 | 111,432 | 112,311 | 113,189 | 114,068 | 114,946 | 115,825 | 116,703 | 117,582 | | | | |
| | Taerskelpriser Prix de seuil | | | | Schwellenpreis Prezzo d'entrata | | | | Threshold price Drempelprijs | | | | |
| ECU | 142,79 | 142,79 | 144,21 | 145,63 | 147,05 | 148,47 | 149,89 | 151,31 | 152,73 | 152,73 | 152,73 | 142,79 | 147,76 |
| BFR/LFR | 5785,7 | 5785,7 | 5843,3 | 5900,8 | 5958,3 | 6015,8 | 6073,3 | 6130,8 | 6188,3 | | | | |
| DKR | 1102,82 | 1102,82 | 1113,79 | 1124,76 | 1135,72 | 1146,69 | 1157,65 | 1168,62 | 1179,59 | | | | |
| DM | 392,92 | 392,92 | 396,83 | 400,74 | 404,64 | 408,55 | 412,46 | 416,37 | 420,27 | | | | |
| FF | 834,89 | 834,89 | 843,20 | 851,50 | 859,80 | 868,10 | 876,40 | 884,70 | 893,00 | | | | |
| LIT | 165,321 | 165,321 | 166,965 | 168,609 | 170,253 | 171,897 | 173,541 | 175,185 | 176,829 | | | | |
| HFL | 398,94 | 398,94 | 402,91 | 406,88 | 410,84 | 414,81 | 418,77 | 422,74 | 426,70 | | | | |
| IRL | 94,138 | 94,138 | 95,074 | 96,010 | 96,946 | 97,882 | 98,818 | 99,754 | 100,690 | | | | |
| UKL | 88,338 | 88,338 | 89,216 | 90,095 | 90,973 | 91,852 | 92,730 | 93,609 | 94,487 | | | | |

**OLIVENOLIE
OLIVENÖL
OLIVE OIL
HUILE D'OLIVE
OLIO D'OLIVA
OLIJFOLIE**

**Minimums importafgifter
Mindestabschöpfungen bei Einfuhr
Minimum import levies
Prélèvements minimaux à l'importation
Prelevi minimi all'importazione
Minimumheffingen bij invoer**

**FETTINHOLD
FETTE
FAT PRODUCTS
MATIERES GRASSES
GRASSI
OLIEN EN VETTEN**

ANNEXE I

ECU / 100 kg

| Pos i den fælles toldtarif Nr. des Gemeinsamen Zolltarifs CCT heading No. N° du tarif douanier commun N° della tariffa doganale comune Nr. van het gemeenschap douanetaref | 1980-1981 | | | | | | | | | | | | |
|---|-----------|-------|-------|-------|-------|-------|-------|-------|-----|-----|-----|-----|---|
| | (*) | | | | | | | | | | | | |
| | NOV | DEC | JAN | FEB | MAR | APR | MAI | JUN | JUL | AUG | SEP | OCT | Ø |
| 15.07 A I a) | a) | 18,20 | 17,00 | 32,00 | 32,00 | 32,00 | 32,00 | 32,00 | | | | | |
| | b) | 33,20 | 32,00 | 32,00 | 32,00 | 32,00 | 32,00 | 32,00 | | | | | |
| 15.07 A I b) | a) | 16,00 | 16,00 | 31,00 | 31,00 | 27,00 | 25,00 | 25,20 | | | | | |
| | b) | 32,20 | 31,00 | 31,00 | 31,00 | 27,00 | 25,00 | 28,60 | | | | | |
| 15.07 A I c) | a) | 15,80 | 16,00 | 33,00 | 33,00 | 33,00 | 33,00 | 33,00 | | | | | |
| | b) | 33,00 | 33,00 | 33,00 | 33,00 | 33,00 | 33,00 | 33,00 | | | | | |
| 15.07 A II a) | a) | 17,70 | 17,70 | 38,00 | 38,00 | 34,00 | 32,00 | 32,00 | | | | | |
| | b) | 36,40 | 36,40 | 38,00 | 38,00 | 34,00 | 32,00 | 32,00 | | | | | |
| 15.07 A II b) | a) | 23,20 | 23,20 | 56,00 | 56,00 | 56,00 | 56,00 | 56,00 | | | | | |
| | b) | 57,20 | 56,00 | 56,00 | 56,00 | 56,00 | 56,00 | 56,00 | | | | | |

(1) Pour les importations des huiles de cette sous-position tarifaire entièrement obtenues dans l'un des pays ci-dessous et directement transportées de ces pays dans la Communauté, le prélèvement à percevoir est diminué de :

- a) Espagne, Grèce et Liban : 0,60 ECU par 100 kilogrammes;
 - b) Turquie : 22,36 ECU par 100 kilogrammes à condition que l'opérateur apporte la preuve d'avoir remboursé la taxe à l'exportation instituée par la Turquie, sans que, toutefois, ce remboursement ne puisse dépasser le montant de la taxe effectivement instituée;
 - c) Algérie, Maroc, Tunisie : 24,78 ECU par 100 kilogrammes à condition que l'opérateur apporte la preuve d'avoir remboursé la taxe à l'exportation instituée par ces pays, sans que, toutefois, ce remboursement ne puisse dépasser le montant de la taxe effectivement instituée.
- (2) Pour les importations des huiles de cette sous-position tarifaire :
- a) entièrement obtenues en Algérie, au Maroc, en Tunisie et transportées directement de ces pays dans la Communauté, le prélèvement à percevoir est diminué de 3,86 ECU par 100 kilogrammes;
 - b) entièrement obtenues en Turquie et transportées directement de ce pays dans la Communauté, le prélèvement à percevoir est diminué de 3,09 ECU par 100 kilogrammes.
- (3) Pour les importations des huiles de cette sous-position tarifaire :
- a) entièrement obtenues en Algérie, au Maroc, en Tunisie et transportées directement de ces pays dans la Communauté, le prélèvement à percevoir est diminué de 7,25 ECU par 100 kilogrammes;
 - b) entièrement obtenues en Turquie et transportées directement de ce pays dans la Communauté, le prélèvement à percevoir est diminué de 5,80 ECU par 100 kilogrammes.

a) Grèce.

b) Pays tiers.

(*) A partir du 1.1.1981, uniquement Pays tiers.

**OLIVENOLIE
OLIVENÖL
OLIVE OIL
HUILE D'OLIVE
OLIO D'OLIVA
OLIJFOLIE**

**Minimums importafgifter
Mindestabschöpfungen bei Einfuhr
Minimum import levies
Prélèvements minimaux à l'importation
Prelievi minimi all'importazione
Minimumheffingen bij invoer**

**FEDTINDHOLD
FETTE
FAT PRODUCTS
MATIERES GRASSES
GRASSI
OLIEN EN VETTEN**

ANNEXE I

ECU / 100 kg

| Pos. i den fælles toldtarif Nr. des Gemeinsamen Zolltarifs CCT heading No. N° du tarif douanier commun N° della tariffa doganale comune Nr. van het gemeenschap. douanetarief | 1981 | | | | | | | | | | | | |
|--|-------|-------|-------|-------|-------|-------|-------|-------|------|-----|------|------|------|
| | 5.6 | 12.6 | 19.6 | 26.6 | 3.7 | 10.7 | 17.7 | 24.7 | 31.7 | 7.8 | 14.8 | 21.8 | 28.8 |
| 15.07 A I a) | 32,00 | 32,00 | 32,00 | 32,00 | 32,00 | 32,00 | 32,00 | 32,00 | | | | | |
| 15.07 A I b) | 27,00 | 28,00 | 29,00 | 29,00 | 29,00 | 29,00 | 29,00 | 28,00 | | | | | |
| 15.07 A I c) | 33,00 | 33,00 | 33,00 | 33,00 | 33,00 | 33,00 | 33,00 | 33,00 | | | | | |
| 15.07 A II a) | 32,00 | 32,00 | 32,00 | 32,00 | 32,00 | 32,00 | 32,00 | 32,00 | | | | | |
| 15.07 A II b) | 56,00 | 56,00 | 56,00 | 56,00 | 56,00 | 56,00 | 56,00 | 56,00 | | | | | |

- (1) Pour les importations des huiles de cette sous-position tarifaire entièrement obtenues dans l'un des pays ci-dessous et directement transportées de ces pays dans la Communauté, le prélèvement à percevoir est diminué de :
- a) Espagne et Liban : 0,60 ECU par 100 kilogrammes;
 - b) Turquie : 22,36 ECU par 100 kilogrammes à condition que l'opérateur apporte la preuve d'avoir remboursé la taxe à l'exportation instituée par la Turquie, sans que, toutefois, ce remboursement ne puisse dépasser le montant de la taxe effectivement instituée;
 - c) Algérie, Maroc, Tunisie : 24,78 ECU par 100 kilogrammes à condition que l'opérateur apporte la preuve d'avoir remboursé la taxe à l'exportation instituée par ces pays, sans que, toutefois, ce remboursement ne puisse dépasser le montant de la taxe effectivement instituée.
- (2) Pour les importations des huiles de cette sous-position tarifaire :
- a) entièrement obtenues en Algérie, au Maroc, en Tunisie et transportées directement de ces pays dans la Communauté, le prélèvement à percevoir est diminué de 3,86 ECU par 100 kilogrammes;
 - b) entièrement obtenues en Turquie et transportées directement de ce pays dans la Communauté, le prélèvement à percevoir est diminué de 3,09 ECU par 100 kilogrammes.
- (3) Pour les importations des huiles de cette sous-position tarifaire :
- a) entièrement obtenues en Algérie, au Maroc, en Tunisie et transportées directement de ces pays dans la Communauté, le prélèvement à percevoir est diminué de 7,25 ECU par 100 kilogrammes;
 - b) entièrement obtenues en Turquie et transportées directement de ce pays dans la Communauté, le prélèvement à percevoir est diminué de 5,80 ECU par 100 kilogrammes.

**OLIVENOLIE
OLIVENÖL
OLIVE OIL
HUILE D'OLIVE
OLIO D'OLIVA
OLIJFOLIE**

**Minimums importafgifter
Mindestabschöpfungen bei Einfuhr
Minimum import levies
Prélèvements minimaux à l'importation
Prelevi minimi all'importazione
Minimumheffingen bij invoer**

**FEDTINDHOLD
FETTE
FAT PRODUCTS
MATIERES GRASSES
GRASSI
OLJEN EN VETTEN**

ANNEXE II

ECU / 100 kg

| Pos. i den fælles toldtarif Nr. des Gemeinsamen Zolitarifs CCT heading No. N° du tarif douanier commun N° della tariffa doganale comune Nr. van het gemeenschap. douanetarief | 1980-1981 | | | | | | | | | | | | |
|--|-----------|----------------|----------------|-------|-------|-------|-------|-------|-------|-----|-----|-----|---|
| | (*) | | | | | | | | | | | | |
| | NOV | DEC | JAN | FEB | MAR | APR | MAI | JUN | JUL | AUG | SEP | OCT | Ø |
| 07.01 N II | a) b) | 3,52 7,08 | 3,52 6,82 | 6,82 | 6,82 | 5,94 | 5,94 | 5,54 | 6,29 | | | | |
| 07.03 A II | a) b) | 3,52 7,08 | 3,52 6,82 | 6,82 | 6,82 | 5,94 | 5,94 | 5,54 | 6,29 | | | | |
| 15.17 B I a) | a) b) | 8,00 16,10 | 8,00 15,00 | 15,50 | 15,50 | 13,50 | 12,50 | 12,60 | 14,30 | | | | |
| 15.17 B I b) | a) b) | 12,80 25,76 | 12,80 24,80 | 24,80 | 24,80 | 21,60 | 20,00 | 20,16 | 22,88 | | | | |
| 23.04 A II | a) b) | 1,26 2,64 | 1,28 2,64 | 2,64 | 2,64 | 2,64 | 2,64 | 2,64 | 2,64 | | | | |

a) Grèce.

b) Pays tiers.

(*) A partir du 1.1.1981, uniquement Pays tiers.

**OLIVENOLIE
 OLIVENÖL
 OLIVE OIL
 HUILE D'OLIVE
 OLIO D'OLIVA
 OLIJFOLIE**

**Minimums importafgifter
 Mindestabschöpfungen bei Einfuhr
 Minimum import levies
 Prélèvements minimaux à l'importation
 Prelevi minimi all'importazione
 Minimumheffingen bij invoer**

**FETINDHOLD
 FETTE
 FAT PRODUCTS
 MATIERES GRASSES
 GRASSI
 OLIE EN VETTEN**

ANNEXE II
 =====

ECU / 100 kg

| Pos. i den fælles toldtarif Nr. des Gemeinsamen Zolitarifs CCT heading No. N° du tarif douanier commun N° della tariffa doganale comune Nr. van het gemeenschap. douanetarief | 1981 | | | | | | | | | | | | |
|--|-------|-------|-------|-------|-------|-------|-------|-------|------|-----|------|------|------|
| | 5.6 | 12.6 | 19.6 | 26.6 | 3.7 | 10.7 | 17.7 | 24.7 | 31.7 | 7.8 | 14.8 | 21.8 | 28.8 |
| 07.01 N II | 5,94 | 6,16 | 6,38 | 6,38 | 6,38 | 6,38 | 6,38 | 6,16 | | | | | |
| | | | | | | | | | | | | | |
| 07.03 A II | 5,94 | 6,16 | 6,38 | 6,38 | 6,38 | 6,38 | 6,38 | 6,16 | | | | | |
| | | | | | | | | | | | | | |
| 15.17 B I a) | 13,50 | 14,00 | 14,50 | 14,50 | 14,50 | 14,50 | 14,50 | 14,00 | | | | | |
| | | | | | | | | | | | | | |
| 15.17 B I b) | 21,60 | 22,40 | 23,20 | 23,20 | 23,20 | 23,20 | 23,20 | 22,40 | | | | | |
| | | | | | | | | | | | | | |
| 23.04 A II | 2,64 | 2,64 | 2,64 | 2,64 | 2,64 | 2,64 | 2,64 | 2,64 | | | | | |
| | | | | | | | | | | | | | |

**OLIVENOLIE
OLIVENÖL
OLIVE OIL
HUILE D'OLIVE
OLIO D'OLIVA
OLIJFOLIE**

**Markedspriser
Marktpreise
Market prices
Prix de marché
Prezzi di mercato
Marktprijzen**

**FETTINGHOLD
FETTE
FAT PRODUCTS
MATIERES GRASSES
GRASSI
OLIEN EN VETTEN**

ECU / 100 kg

| Kvaliteter Qualität Qualités Qualités Qualità Kvalitetten | 1980/81 | | | | | | | | | | | | | | | | | |
|--|--|--|--|---------|---------|---------|---------|---------|---------|---------|-----|-----|---|--|--|--|--|--|
| | NOV | DEC | JAN | FEB | MAR | APR | MAI | JUN | JUL | AUG | SEP | OCT | Ø | | | | | |
| Bari - Per merce grezza alla produzione | | | | | | | | | | | | | | | | | | |
| EXTRA | LIT | 248.100 | 233.160 | 236.160 | 244.125 | 248.230 | 261.128 | 275.610 | 286.650 | . | | | | | | | | |
| | ECU | 214,287 | 201,384 | 203,966 | 210,854 | 214,400 | 212,818 | 224,621 | 233,619 | . | | | | | | | | |
| FINO | LIT | - | 225.020 | 225.525 | 231.800 | 234.880 | 247.844 | 257.688 | 265.880 | . | | | | | | | | |
| | ECU | - | 194,353 | 194,789 | 200,209 | 202,869 | 201,992 | 210,015 | 216,691 | . | | | | | | | | |
| CORRENTE | LIT | 219.175 | 217.267 | 215.000 | 220.000 | 223.150 | 227.375 | 232.000 | 233.260 | . | | | | | | | | |
| | ECU | 189,305 | 187,657 | 185,699 | 190,017 | 192,738 | 185,310 | 189,079 | 190,106 | . | | | | | | | | |
| LAMPANTE | LIT | - | 193.750 | 196.794 | - | - | - | - | - | . | | | | | | | | |
| | ECU | - | 167,345 | 169,974 | - | - | - | - | - | . | | | | | | | | |
| D'OLIVA RETTIFICATO | LIT | 224.525 | 221.720 | 225.250 | 237.475 | 240.220 | 246.078 | 250.328 | 249.290 | . | | | | | | | | |
| | ECU | 193,925 | 191,503 | 194,552 | 205,110 | 207,481 | 200,553 | 204,016 | 203,170 | . | | | | | | | | |
| DI SANSO D'OLIVA RETTIFICATO | LIT | 162.700 | 155.095 | 148.375 | 147.625 | 150.880 | 158.125 | 163.144 | 165.820 | . | | | | | | | | |
| | ECU | 140,526 | 133,958 | 128,154 | 127,506 | 130,317 | 128,871 | 132,962 | 135,143 | . | | | | | | | | |
| Milano - Fase ingrosso inclusa imposta di fabbricazione | | | | | | | | | | | | | | | | | | |
| LAMPANTE | LIT | - | - | - | - | - | - | - | - | - | | | | | | | | |
| | ECU | - | - | - | - | - | - | - | - | - | | | | | | | | |
| D'OLIVA RETTIFICATO | LIT | 227.250 | 225.100 | 228.500 | 239.000 | 243.250 | 249.750 | 256.500 | 254.000 | 252.500 | | | | | | | | |
| | ECU | 196,279 | 194,422 | 197,359 | 206,428 | 210,098 | 203,545 | 209,048 | 207,009 | 205,786 | | | | | | | | |
| DI SANSO D'OLIVA RETTIFICATO | LIT | 164.500 | 158.100 | 151.250 | 147.500 | 149.500 | 157.875 | 162.000 | 167.000 | 167.000 | | | | | | | | |
| | ECU | 142,081 | 136,553 | 130,637 | 127,398 | 129,125 | 128,667 | 132,029 | 136,104 | 136,104 | | | | | | | | |
| <table style="width: 100%; border: none;"> <tr> <td style="width: 25%;">OLIE AF FRØ SAATÖL SEED OIL</td> <td style="width: 25%;">Markedspriser Marktpreise Market prices</td> <td style="width: 25%;">HUILES DE GRAINES OLIO DI SEMI ZAADOLIE</td> <td style="width: 25%;">Prix de marché Prezzi di mercato Marktprijzen</td> </tr> </table> | | | | | | | | | | | | | | | OLIE AF FRØ SAATÖL SEED OIL | Markedspriser Marktpreise Market prices | HUILES DE GRAINES OLIO DI SEMI ZAADOLIE | Prix de marché Prezzi di mercato Marktprijzen |
| OLIE AF FRØ SAATÖL SEED OIL | Markedspriser Marktpreise Market prices | HUILES DE GRAINES OLIO DI SEMI ZAADOLIE | Prix de marché Prezzi di mercato Marktprijzen | | | | | | | | | | | | | | | |
| Milano - Fase ingrosso inclusa imposta di fabbricazione | | | | | | | | | | | | | | | | | | |
| OLIO DI ARACHIDE RAFFINATO | LIT | 116.250 | 126.500 | 130.000 | 140.250 | 147.250 | 158.100 | 172.250 | 188.250 | 188.500 | | | | | | | | |
| | ECU | 100,407 | 109,260 | 112,283 | 121,136 | 127,182 | 128,851 | 140,383 | 153,423 | 153,627 | | | | | | | | |
| OLIO DI 1ª QUALITÀ | LIT | 63.375 | 64.750 | 63.750 | 64.000 | 64.750 | 69.150 | 72.750 | 73.875 | 72.850 | | | | | | | | |
| | ECU | 54,738 | 55,925 | 55,062 | 55,278 | 55,925 | 56,357 | 59,291 | 60,208 | 59,372 | | | | | | | | |

**OLIVENOLIE
OLIVENÖL
OLIVE OIL
HUILE D'OLIVE
OLIO D'OLIVA
OLIJFOLIE**

**Markedspriser
Marktpreise
Market prices
Prix de marché
Prezzi di mercato
Marktprijzen**

**FEDTINDHOLD
FETTE
FAT PRODUCTS
MATIERES GRASSES
GRASSI
OLIE EN VETTEN**

ECU/100 kg

| Kvaliteter Qualität Qualities Qualités Qualità Kwaliteiten | 1981 | | | | | | | | | | |
|---|------|--|---------|---------|---------|--|---------|---------|---------|--|--|
| | 2.6 | 9.6 | 16.6 | 23.6 | 30.6 | 7.7 | 14.7 | 21.7 | | | |
| Bari - Per merce grezza alla produzione | | | | | | | | | | | |
| EXTRA | LIT | 281.400 | 284.900 | 287.600 | 288.800 | 290.550 | 286.000 | 295.300 | 298.500 | | |
| | ECU | 229,340 | 232,192 | 234,393 | 235,371 | 236,797 | 233,089 | 240,668 | 243,276 | | |
| FINO | LIT | 262.000 | 264.200 | 266.500 | 266.700 | 270.000 | 272.000 | 272.900 | 273.500 | | |
| | ECU | 213,529 | 215,322 | 217,196 | 217,359 | 220,049 | 221,679 | 222,412 | 222,901 | | |
| CORRENTE | LIT | 232.700 | 233.100 | 233.500 | 233.500 | 233.500 | 233.300 | 233.700 | 234.000 | | |
| | ECU | 189,650 | 189,976 | 190,302 | 190,302 | 190,302 | 190,139 | 190,465 | 190,709 | | |
| LAMPANTE | LIT | - | - | - | - | - | - | - | - | | |
| | ECU | - | - | - | - | - | - | - | - | | |
| D'OLIVA RETTIFICATO | LIT | 251.200 | 250.750 | 250.250 | 249.000 | 248.750 | 250.350 | 249.300 | 248.550 | | |
| | ECU | 204,727 | 204,360 | 203,953 | 202,934 | 202,730 | 204,034 | 203,179 | 202,567 | | |
| DI SANSO D'OLIVA RETTIFICATO | LIT | 163.700 | 166.050 | 166.250 | 166.500 | 166.600 | 167.650 | 167.500 | 167.450 | | |
| | ECU | 133,415 | 135,330 | 135,493 | 135,697 | 135,778 | 136,634 | 136,512 | 136,471 | | |
| Milano - Fase ingrosso inclusa imposta di fabbricazione | | | | | | | | | | | |
| LAMPANTE | LIT | - | - | - | - | - | - | - | - | | |
| | ECU | - | - | - | - | - | - | - | - | | |
| D'OLIVA RETTIFICATO | LIT | 254.500 | 254.500 | 254.500 | 252.500 | 252.500 | 252.500 | 252.500 | 252.500 | | |
| | ECU | 207,416 | 207,416 | 207,416 | 205,786 | 205,786 | 205,786 | 205,786 | 205,786 | | |
| DI SANSO D'OLIVA RETTIFICATO | LIT | 167.000 | 167.000 | 167.000 | 167.000 | 167.000 | 167.000 | 167.000 | 167.000 | | |
| | ECU | 136,104 | 136,104 | 136,104 | 136,104 | 136,104 | 136,104 | 136,104 | 136,104 | | |
| Milano - Fase ingrosso inclusa imposta di fabbricazione | | | | | | | | | | | |
| OLIE AF FRØ SAATÖL SEED OIL | | Markedspriser Marktpreise Market prices | | | | HUILES DE GRAINES OLIO DI SEMI ZAADOLIE | | | | Prix de marché Prezzi di mercato Marktprijzen | |
| Milano - Fase ingrosso inclusa imposta di fabbricazione | | | | | | | | | | | |
| OLIO DI ARACHIDE RAFFINATO | LIT | 184.500 | 189.500 | 189.500 | 189.500 | 188.500 | 188.500 | 188.500 | 188.500 | | |
| | ECU | 150,367 | 154,442 | 154,442 | 154,442 | 153,627 | 153,627 | 153,627 | 153,627 | | |
| OLIO DI 1ª QUALITÀ | LIT | 73.750 | 74.250 | 74.250 | 73.250 | 72.250 | 72.250 | 72.750 | 74.250 | | |
| | ECU | 60,106 | 60,513 | 60,513 | 59,698 | 58,883 | 58,883 | 59,291 | 60,513 | | |

**OLIEHOLDIGE FRØ
ÖLSAATEN
OIL SEEDS
GRAINES OLEAGINEUSES
SEMI OLEOSI
OLIEHOUDENDE ZADEN**

**Fastsatte fællesskabspriser
Festgesetzte gemeinschaftliche Preise
Fixed Community prices
Prix fixes communautaires
Prezzi fissati comunitari
Vastgestelde gemeenschappelijke prijzen**

**FEDTINDHOLD
FETTE
FAT PRODUCTS
MATIERES GRASSES
GRASSI
OLIEN EN VETTEN**

I. Raps-og rybsfrø
Colza et navette

Raps-und Rübsensamen
Semi di Colza e di Ravizzone

Colza and rape seed
Koolzaad en Raapzaad

ECU-EAU /100 kg

| Valuta Goldeneinheit Currency Monnaie Moneta Valuta | 1980/1981 | | | | | | | | | | | | Ø arithm. |
|--|-----------|--------|--------|--|--------|--------|--------|---|--------|--------|--------|--------|--------------|
| | JUL | AUG | SEP | OCT | NOV | DEC | JAN | FEB | MAR | APR | MAI | JUN | |
| A. Indikativpris Prix indicatif | | | | Richtpreis Prezzo indicativo | | | | Target price Richtprijs | | | | | |
| ECU-EUA | 38,690 | 38,690 | 39,094 | 39,498 | 39,902 | 40,306 | 40,710 | 41,114 | 41,518 | 41,518 | 41,518 | 41,518 | 40,340 |
| BFR/LFR | 1567,7 | 1567,7 | 1584,1 | 1600,4 | 1616,8 | 1633,2 | 1649,5 | 1665,9 | 1682,3 | 1693,9 | 1693,9 | 1639,9 | 1637,4 |
| DKR | 298,82 | 298,82 | 301,94 | 305,06 | 308,18 | 311,30 | 314,42 | 317,54 | 320,66 | 328,79 | 328,79 | 328,79 | 313,59 |
| DM | 106,47 | 106,47 | 107,58 | 108,69 | 109,80 | 110,91 | 112,02 | 113,14 | 114,25 | 114,25 | 114,25 | 114,25 | 111,01 |
| FF | 226,22 | 226,22 | 228,58 | 230,94 | 233,31 | 235,67 | 238,03 | 240,39 | 242,76 | 248,91 | 248,91 | 248,91 | 237,40 |
| IRL | 25,507 | 25,507 | 25,774 | 26,040 | 26,306 | 26,573 | 26,839 | 27,105 | 27,372 | 28,446 | 28,446 | 28,446 | 26,863 |
| LIT | 44,795 | 44,795 | 45,263 | 45,730 | 46,198 | 46,666 | 47,134 | 47,601 | 48,069 | 50,943 | 50,943 | 50,943 | 47,233 |
| HFL | 108,10 | 108,10 | 109,23 | 110,35 | 111,48 | 112,61 | 113,74 | 114,87 | 116,00 | 116,80 | 116,80 | 116,80 | 112,91 |
| UKL | 23,936 | 23,936 | 24,186 | 24,463 | 24,686 | 24,936 | 25,185 | 25,435 | 25,685 | 25,685 | 25,685 | 25,685 | 24,959 |
| B. Interventionsbasispris Prix d'intervention de base | | | | Interventionsgrundpreis Prezzo d'intervento di base | | | | Basic intervention price Basisinterventieprijs | | | | | |
| ECU-EUA | 36,770 | 36,770 | 37,174 | 37,578 | 37,982 | 38,386 | 38,790 | 39,194 | 39,598 | 39,598 | 39,598 | 36,770 | 38,184 |
| BFR/LFR | 1489,9 | 1489,9 | 1506,3 | 1522,6 | 1539,0 | 1555,4 | 1571,7 | 1588,1 | 1604,5 | 1615,5 | 1615,5 | 1651,5 | 1559,5 |
| DKR | 283,99 | 283,99 | 287,11 | 290,21 | 293,35 | 296,47 | 299,59 | 302,71 | 305,83 | 313,58 | 313,58 | 313,58 | 298,67 |
| DM | 101,18 | 101,18 | 102,29 | 103,41 | 104,52 | 105,63 | 106,74 | 107,85 | 108,96 | 108,96 | 108,96 | 108,96 | 105,72 |
| FF | 214,99 | 214,99 | 217,36 | 219,72 | 222,08 | 224,44 | 226,80 | 229,17 | 231,53 | 237,40 | 237,40 | 237,40 | 226,11 |
| IRL | 24,242 | 24,242 | 24,508 | 24,774 | 25,041 | 25,307 | 25,573 | 25,840 | 26,106 | 27,130 | 27,130 | 27,130 | 25,585 |
| LIT | 42,572 | 42,572 | 43,040 | 43,507 | 43,975 | 44,443 | 44,911 | 45,378 | 45,846 | 48,587 | 48,587 | 48,587 | 45,167 |
| HFL | 102,73 | 102,73 | 103,86 | 104,99 | 106,12 | 107,25 | 108,38 | 109,50 | 110,63 | 111,40 | 111,40 | 111,40 | 107,53 |
| UKL | 22,748 | 22,748 | 22,998 | 23,248 | 23,498 | 23,748 | 23,998 | 24,248 | 24,497 | 24,497 | 24,497 | 24,497 | 23,769 |
| II. Solsikkefrø Tournesol | | | | | | | | | | | | | |
| Sonneblumenkerne Semi di Girasole | | | | | | | | | | | | | |
| Sunflower seed Zonnebloemzaad | | | | | | | | | | | | | |
| | 1980/1981 | | | | | | | | | | | | Ø arithm. |
| | SEP | OCT | NOV | DEC | JAN | FEB | MAR | APR | MAI | JUN | JUL | AUG | |
| A. Indikativpris Prix indicatif | | | | Richtpreis Prezzo indicativo | | | | Target price Richtprijs | | | | | |
| FCU-EUA | 42,630 | 42,630 | 43,108 | 43,586 | 44,064 | 44,542 | 45,020 | 45,020 | 45,020 | 45,020 | 45,020 | 45,020 | 44,223 |
| BFR/LFR | 1727,3 | 1727,3 | 1746,7 | 1766,1 | 1785,4 | 1804,8 | 1824,2 | 1836,7 | 1836,7 | 1836,7 | 1836,7 | | |
| DKR | 329,25 | 329,25 | 332,94 | 336,63 | 340,32 | 344,01 | 347,71 | 356,52 | 356,52 | 356,52 | 356,52 | | |
| DM | 117,31 | 117,31 | 118,62 | 119,94 | 121,25 | 122,57 | 123,88 | 123,88 | 123,88 | 123,88 | 123,88 | | |
| FF | 249,26 | 249,26 | 252,05 | 254,85 | 257,64 | 260,44 | 263,23 | 269,91 | 269,91 | 269,91 | 269,91 | | |
| IRL | 28,105 | 28,105 | 28,420 | 28,735 | 29,050 | 29,365 | 29,681 | 30,845 | 30,845 | 30,845 | 30,845 | | |
| LIT | 49,357 | 49,357 | 49,910 | 50,463 | 51,017 | 51,570 | 52,124 | 55,240 | 55,240 | 55,240 | 55,240 | | |
| HFL | 119,10 | 119,10 | 120,44 | 121,78 | 123,11 | 124,45 | 125,78 | 126,65 | 126,65 | 126,65 | 126,65 | | |
| UKL | 26,373 | 26,373 | 26,669 | 26,965 | 27,260 | 27,556 | 27,852 | 27,852 | 27,852 | 27,852 | 27,852 | | |
| B. Interventionsbasispris Prix d'intervention de base | | | | Interventionsgrundpreis Prezzo d'intervento di base | | | | Basic intervention price Basisinterventieprijs | | | | | |
| ECU-EUA | 40,050 | 40,050 | 40,528 | 41,006 | 41,484 | 41,962 | 42,440 | 42,440 | 42,440 | 42,440 | 42,440 | 40,050 | 41,444 |
| BFR/LFR | 1622,8 | 1622,8 | 1642,2 | 1661,5 | 1680,9 | 1700,3 | 1719,6 | 1731,5 | 1731,5 | 1731,5 | 1731,5 | | |
| DKR | 309,32 | 309,32 | 313,01 | 316,70 | 320,40 | 324,09 | 327,78 | 336,09 | 336,09 | 336,09 | 336,09 | | |
| DM | 110,21 | 110,21 | 111,52 | 112,84 | 114,15 | 115,47 | 116,78 | 116,78 | 116,78 | 116,78 | 116,78 | | |
| FF | 234,17 | 234,17 | 236,97 | 239,76 | 242,56 | 245,35 | 248,15 | 254,44 | 254,44 | 254,44 | 254,44 | | |
| IRL | 26,404 | 26,404 | 26,719 | 27,034 | 27,349 | 27,664 | 27,980 | 29,077 | 29,077 | 29,077 | 29,077 | | |
| LIT | 46,370 | 46,370 | 46,923 | 47,476 | 48,030 | 48,583 | 49,137 | 52,074 | 52,074 | 52,074 | 52,074 | | |
| HFL | 111,90 | 111,90 | 113,23 | 114,57 | 115,90 | 117,24 | 118,57 | 119,39 | 119,39 | 119,39 | 119,39 | | |
| UKL | 24,777 | 24,777 | 25,073 | 25,369 | 25,664 | 25,960 | 26,256 | 26,256 | 26,256 | 26,256 | 26,256 | | |

**PRISER FASTSATT AF KOMMISSIONEN
PREISE VON DER KOMMISSION FESTGESETZT
PRICES FIXED BY THE COMMISSION
PRIX FIXES PAR LA COMMISSION
PREZZI FISSATI DALLA COMMISSIONE
DOOR DE COMMISSIE VASTGESTELDE PRIJZEN**

**I = Raps og rybsfrø
Raps- und Rübsensamen
Colza and rape seed
Graines de colza et navette
Semi di colza e di ravizzone
Koolzaad en raapzaad**

**II = Solsikkefrø
Sonnenblumenkerne
Sunflower seed
Graines de tournesol
Semi di girasole
Zonnebloemzaad**

| |
|-------------------------|
| FEDTINDHOLD |
| FETTE |
| FAT PRODUCTS |
| MATIERES GRASSES |
| GRASSI |
| OLIEN EN VETTEN |

ECU /100 kg

| Slags Sorte Kind Sorte Tipo Soort | 1981 | | | | | | | | | | | | |
|--|--|--------|--------|--------|---|--------|--------|-----|--|-----|-----|-----|---|
| | JAN | FEB | MAR | APR | MAI | JUN | JUL | AUG | SEP | OCT | NOV | DEC | Ø |
| | A. STØSSE AIDE | | | | BEIHILFE INTEGRAZIONE | | | | SUBSIDY STEUN | | | | |
| I | 18,194 | 18,970 | 18,736 | 18,051 | 16,845 | 17,129 | 19,565 | | | | | | |
| II | 16,772 | 17,213 | 17,103 | 16,663 | 14,549 | 13,706 | 14,934 | | | | | | |
| | B. VERDENSMARKEDSPRIS PRIX MARCHE MONDIAL | | | | WELTMARKTPREIS PREZZO DEL MERCATO MONDIALE | | | | WORLD-MARKET PRICE WERELDMARKTPRIJS | | | | |
| I | 22,516 | 22,144 | 22,782 | 23,467 | 24,673 | 24,389 | 22,995 | | | | | | |
| | C. RESTITUTION RESTITUTION | | | | ERSTATTUNG RESTITUZIONE | | | | REFUND RESTITUTIE | | | | |
| I | 15,500 | 16,018 | 15,806 | 13,867 | 13,500 | 13,500 | 14,855 | | | | | | |
| II | - | - | - | - | - | - | - | | | | | | |

**PRISER FASTSATT AF KOMMISSIONEN
PREISE VON DER KOMMISSION FESTGESETZT
PRICES FIXED BY THE COMMISSION
PRIX FIXES PAR LA COMMISSION
PREZZI FISSATI DALLA COMMISSIONE
DOOR DE COMMISSIE VASTGESTELDE PRIJZEN**

I = Raps og rybsfrø
Raps- und Rübsensamen
Colza and rape seed
Graines de colza et navette
Semi di colza e di ravizzone
Koolzaad en raapzaad

II = Solsikkefrø
Sonnenblumenkerne
Sunflower seed
Graines de tournesol
Semi di girasole
Zonnebloemzaad

| |
|-------------------------|
| FEDTINDHOLD |
| FETTE |
| FAT PRODUCTS |
| MATIERES GRASSES |
| GRASSI |
| OLIEN EN VETTEN |

ECU 100 kg

| Slags Sorte Kind Sorte Tipo Soort | 1981 | | | | | | | | | | | | | |
|--|------------------------------|--------|--------|--------|------------------------------------|--------|--------|--------|---------------------------|--------|--------|--|--|--|
| | 1.6 | 5.6 | 12.6 | 19.6 | 26.6 | 1.7 | 2.7 | 9.7 | 15.7 | 23.7 | 29.7 | | | |
| | A. STØSSE | | | | BEIHILFE | | | | SUBSIDY | | | | | |
| | AIDE | | | | INTEGRAZIONE | | | | STEUN | | | | | |
| I | 16,212 | 16,667 | 17,192 | 17,340 | 18,127 | 14,118 | 20,262 | 19,567 | 19,229 | 19,956 | 19,367 | | | |
| II | 13,675 | 14,909 | 12,542 | 12,921 | 14,774 | 15,713 | 15,807 | 15,436 | 13,871 | 14,747 | 14,843 | | | |
| | B. VERDENSMARKEDSPRIS | | | | WELTMARKTPREIS | | | | WORLD-MARKET PRICE | | | | | |
| | PRIX MARCHÉ MONDIAL | | | | PREZZO DEL MERCATO MONDIALE | | | | WERELDMARKTPRIJS | | | | | |
| I | 25,306 | 24,851 | 24,326 | 24,178 | 23,391 | 24,572 | 22,298 | 22,993 | 23,331 | 22,604 | 22,693 | | | |
| | C. RESTITUTION | | | | ERSTATTUNG | | | | REFUND | | | | | |
| | RESTITUTION | | | | RESTITUZIONE | | | | RESTITUTIE | | | | | |
| I | 13,500 | 13,500 | 13,500 | 13,500 | 13,500 | 12,000 | 15,500 | 15,500 | 14,000 | 15,000 | 15,000 | | | |
| II | - | - | - | - | - | - | - | - | - | - | - | | | |

IV

V I N

W E I N

W I N E

V I N

V I N O

W I J N

**BORDVIN FRA PRODUCENTEN
TAFELWEINE BEI DER ERZEUGUNG
TABLE WINES, EX PRODUCER
VINS DE TABLE A LA PRODUCTION
VINI DA PASTO ALLA PRODUZIONE
TAFELWIJN, AF PRODUCENT**

**Vægted gennemsnit af den ugentlige pris
Gewogener Durchschnitt der Wochenpreise
Weighted average of weekly prices
Moyenne pondérée des prix hebdomadaires
Media ponderata dei prezzi settimanali
Gewogen gemiddelde van de weekprijzen**

**VINE
WEIN
WINE
VINS
VINO
WIJNEN**

ECU

| | 1980 - 1981 | | | | | | | | | | | | |
|---|-------------|-------|-------|-------|-------|-------|-------|-------|-------|-------|-------|-----|---|
| | SEP | OCT | NOV | DEC | JAN | FEB | MAR | APR | MAI | JUN | JUL | AUG | Ø |
| Type A I Blanc 10 à 12° - degré HL | | | | | | | | | | | | | |
| Bordeaux | 2,734 | 2,777 | 2,452 | 2,452 | 2,743 | 2,726 | 2,589 | 2,530 | 2,622 | - | 2,649 | | |
| Nantes | 2,415 | 2,459 | 2,434 | 2,623 | 2,682 | 2,685 | 2,701 | - | 2,645 | - | 2,635 | | |
| Barri | 1,706 | 1,768 | 1,769 | 1,555 | 1,484 | 1,513 | 1,555 | 1,467 | 1,452 | 1,459 | 1,533 | | |
| Cagliari | 1,862 | 1,744 | 1,838 | - | - | - | - | - | 1,654 | - | - | | |
| Chieti | 1,636 | 1,619 | 1,542 | 1,495 | 1,451 | 1,508 | 1,557 | 1,417 | 1,455 | 1,507 | 1,511 | | |
| Ravenna (Lugo, Faenza) | 1,797 | 1,810 | 1,822 | 1,720 | 1,693 | 1,693 | 1,697 | 1,617 | 1,662 | 1,675 | 1,735 | | |
| Trapani (Alcamo) | 1,744 | 1,744 | 1,752 | 1,723 | 1,598 | 1,641 | 1,622 | 1,548 | 1,547 | 1,630 | 1,630 | | |
| Treviso | - | - | - | - | 1,749 | 1,759 | 1,814 | 1,711 | 1,802 | 1,874 | 1,874 | | |
| Type A II Blanc type Sylvaner - HL | | | | | | | | | | | | | |
| Rheinpfalz (Oberhaardt) | 52,09 | 55,23 | 55,20 | 57,99 | 62,41 | 71,48 | 72,15 | 72,68 | 72,59 | 72,68 | 72,68 | | |
| Rheinhessen (Hügelland) | 51,77 | 53,59 | 65,13 | 64,08 | 65,76 | 71,42 | 72,33 | 72,68 | 72,65 | 71,19 | 72,68 | | |
| La région viticole de la Moselle Luxembourgeoise | - | - | - | - | - | - | - | - | - | - | - | | |
| Type A III Blanc type Riesling - HL | | | | | | | | | | | | | |
| Mosel - Rheingau | 76,08 | 78,45 | - | 79,35 | 83,29 | 86,19 | 80,99 | 86,33 | 89,49 | 85,79 | 80,93 | | |
| La région viticole de la Moselle Luxembourgeoise | - | - | - | - | - | - | - | - | - | - | - | | |
| | | | | | | | | | | | | | |

**GENNEMSNITSPRISER OG REPRÆSENTATIVE PRISER
DURCHSCHNITTSPREISE UND REPRÄSENTATIVPREISE
AVERAGE PRICES AND REPRESENTATIVE PRICES
PRIX REPRESENTATIFS COMMUNAUTAIRES
PREZZI MEDI E PREZZI RAPPRESENTATIVI
GEMIDDELDE PRIJZEN EN REPRESENTATIEVE PRIJZEN**

**Bordvinstyper på de forskellige afsætningscentre
Tafelweinarten auf den verschiedenen Handelsplätzen
Table wines at the various marketing centres
Différents types de vin de table à la production
Tipi di vino da pasto sui differenti centri di commercializzazione
Tafelwijnsoorten op de verschillende commercialisatiecentra**

**VINE
WEIN
WINE
VINS
VINO
WIJNEN**

ECU

| | 1981 | | | | | | | | | | | | | | | | | | | |
|--|-------|-------|-------|-------|-------|-------|-------|-------|-------|--|--|--|--|--|--|--|--|--|--|--|
| | 2.6 | 9.6 | 16.6 | 23.6 | 30.6 | 7.7 | 15.7 | 22.7 | 28.7 | | | | | | | | | | | |
| Type A I Blanc 10 à 12° - degré HL | | | | | | | | | | | | | | | | | | | | |
| Bordeaux | - | - | - | - | - | 2,649 | - | - | - | | | | | | | | | | | |
| Nantes | - | - | - | - | - | 2,635 | - | - | - | | | | | | | | | | | |
| Bari | 1,447 | 1,447 | 1,385 | 1,475 | 1,528 | 1,524 | 1,528 | 1,528 | 1,548 | | | | | | | | | | | |
| Cagliari | - | - | - | - | - | - | - | - | - | | | | | | | | | | | |
| Chieti | - | 1,467 | 1,508 | 1,532 | 1,508 | 1,508 | 1,487 | 1,467 | 1,548 | | | | | | | | | | | |
| Ravenna (Lugo, Faenza) | 1,671 | 1,671 | 1,671 | 1,671 | 1,695 | - | 1,711 | 1,736 | 1,752 | | | | | | | | | | | |
| Trapani (Alcamo) | 1,630 | 1,630 | - | 1,630 | - | 1,630 | 1,630 | - | 1,630 | | | | | | | | | | | |
| Treviso | 1,874 | 1,874 | 1,874 | 1,874 | - | 1,874 | - | 1,874 | 1,874 | | | | | | | | | | | |
| Type A II Blanc type Sylvaner - HL | | | | | | | | | | | | | | | | | | | | |
| Rheinpfalz (Oberhaardt) | 72,68 | 72,68 | 72,68 | 72,68 | 72,68 | 72,68 | 72,68 | 72,68 | 72,68 | | | | | | | | | | | |
| Rheinhessen (Hügelland) | 72,68 | 69,77 | - | - | - | 72,68 | - | 72,68 | 72,68 | | | | | | | | | | | |
| La région viticole de la Moselle Luxembourgeoise | - | - | - | - | - | - | - | - | - | | | | | | | | | | | |
| Type A III Blanc type Riesling - HL | | | | | | | | | | | | | | | | | | | | |
| Mosel - Rheingau | 86,49 | - | 82,26 | - | - | 80,89 | - | 81,02 | 80,90 | | | | | | | | | | | |
| La région viticole de la Moselle Luxembourgeoise | - | - | - | - | - | - | - | - | - | | | | | | | | | | | |
| | | | | | | | | | | | | | | | | | | | | |

**BORDVIN FRA PRODUCENTEN
TAFELWEINE BEI DER ERZEUGUNG
TABLE WINES, EX PRODUCER
VINS DE TABLE A LA PRODUCTION
VINI DA PASTO ALLA PRODUZIONE
TAFELWIJN, AF PRODUCENT**

**Vægted gennemsnit af den ugentlige pris
Gewogener Durchschnitt der Wochenpreise
Weighted average of weekly prices
Moyenne pondérée des prix hebdomadaires
Media ponderata dei prezzi settimanali
Gewogen gemiddelde van de weekprijzen**

**VINE
WEIN
WINE
VINS
VINO
WIJNEN**

ECU /

| | 1980 - 1981 | | | | | | | | | | | | |
|--|-------------|-------|-------|-------|-------|-------|-------|-------|-------|-------|-------|-----|---------------|
| | SEP | OCT | NOV | DEC | JAN | FEB | MAR | APR | MAI | JUN | JUL | AUG | Ø campagne |
| Type R I Rouge 10 à 12° - degré HL | | | | | | | | | | | | | |
| Bastia | 2,162 | 2,147 | 2,142 | 2,131 | 2,094 | 2,126 | 2,069 | 2,157 | 2,211 | 2,129 | - | | |
| Béziers | 2,377 | 2,361 | 2,354 | 2,313 | 2,287 | 2,292 | 2,294 | 2,239 | 2,275 | 2,295 | 2,311 | | |
| Montpellier | 2,379 | 2,342 | 2,348 | 2,291 | 2,265 | 2,283 | 2,281 | 2,233 | 2,259 | 2,284 | 2,302 | | |
| Narbonne | 2,366 | 2,356 | 2,366 | 2,309 | 2,296 | 2,300 | 2,290 | 2,235 | 2,259 | 2,296 | 2,327 | | |
| Nîmes | 2,377 | 2,346 | 2,338 | 2,290 | 2,272 | 2,283 | 2,278 | 2,223 | 2,244 | 2,262 | 2,268 | | |
| Perpignan | 2,366 | 2,387 | 2,405 | 2,334 | 2,273 | 2,327 | 2,322 | 2,259 | 2,268 | 2,289 | 2,328 | | |
| Asti | - | - | 2,074 | 1,966 | 1,801 | 1,801 | 1,801 | 1,699 | 1,898 | 2,111 | 2,029 | | |
| Firenze | 1,829 | 1,829 | 1,799 | 1,718 | 1,636 | 1,641 | 1,641 | 1,524 | 1,513 | 1,495 | 1,483 | | |
| Lecce | - | - | - | - | - | - | - | - | - | - | - | | |
| Pescara | - | - | - | - | - | 1,598 | 1,598 | 1,508 | 1,508 | 1,508 | 1,508 | | |
| Reggio Emilia | 2,232 | 2,263 | - | 1,998 | 1,943 | 1,990 | 1,943 | 1,834 | 1,834 | 1,834 | 1,956 | | |
| Treviso | - | - | - | - | 1,792 | 1,792 | 1,754 | 1,650 | 1,700 | 1,752 | 1,752 | | |
| Verona (pour les vins locaux) | 2,074 | 2,074 | 2,074 | 1,954 | 1,906 | 1,900 | 1,900 | 1,793 | 1,793 | 1,813 | 1,804 | | |
| Type R II Rouge 13 à 14° - degré HL | | | | | | | | | | | | | |
| Bastia | 2,170 | 2,124 | 2,175 | 2,111 | 2,087 | 2,094 | 2,083 | 2,088 | 2,078 | 2,077 | 2,101 | | |
| Brignoles | - | - | - | - | - | - | - | - | - | - | - | | |
| Bari | 2,168 | 2,168 | 2,114 | 2,043 | 1,987 | 1,987 | 1,987 | 1,874 | 1,874 | 1,889 | 1,874 | | |
| Barletta | - | 2,404 | - | - | - | 2,072 | - | - | - | - | - | | |
| Cagliari | 1,791 | - | 1,838 | - | - | - | - | - | - | - | - | | |
| Lecce | - | - | - | - | - | - | - | - | - | - | - | | |
| Taranto | - | - | - | - | - | 1,661 | 1,727 | - | 1,671 | 1,711 | - | | |
| Type R III Rouge, de Portugais - HL Rheinfalz-Rheinessen (Hügelland) | | | | | | | | | | | | | |
| | - | 66,17 | 70,50 | 71,85 | - | - | - | - | - | - | - | | |

**GENNEMSNITSPRISER OG REPRÆSENTATIVE PRISER
DURCHSCHNITTSPREISE UND REPRÄSENTATIVPREISE
AVERAGE PRICES AND REPRESENTATIVE PRICES
PRIX REPRESENTATIFS COMMUNAUTAIRES
PREZZI MEDI E PREZZI RAPPRESENTATIVI
GEMIDDELDE PRIJZEN EN REPRESENTATIEVE PRIJZEN**

**Bordvinstyper på de forskellige afsætningscentre
Tafelweinarten auf den verschiedenen Handelsplätzen
Table wines at the various marketing centres
Différents types de vin de table à la production
Tipi di vino da pasto sui differenti centri di commercializzazione
Tafelwijnsoorten op de verschillende commercialisatiecentra**

VINE
WEIN
WINE
VINS
VINO
WIJNEN

ECU

| | 1981 | | | | | | | | | | | | | |
|--|-------|-------|-------|-------|-------|-------|-------|-------|-------|--|--|--|--|--|
| | 2.6 | 9.6 | 16.6 | 23.6 | 30.6 | 7.7 | 15.7 | 22.7 | 28.7 | | | | | |
| Type R I Rouge 10 à 12° - degré HL | | | | | | | | | | | | | | |
| Bastia | 2,062 | - | - | - | 2,168 | - | - | - | - | | | | | |
| Béziers | 2,293 | 2,305 | 2,290 | 2,285 | 2,305 | 2,317 | 2,308 | 2,308 | - | | | | | |
| Montpellier | 2,272 | 2,280 | 2,285 | 2,290 | 2,290 | 2,290 | 2,302 | - | 2,310 | | | | | |
| Narbonne | 2,268 | 2,285 | 2,285 | 2,310 | 2,310 | 2,327 | 2,327 | - | - | | | | | |
| Nîmes | 2,260 | 2,263 | - | 2,263 | 2,263 | 2,268 | 2,268 | - | 2,268 | | | | | |
| Perpignan | 2,268 | 2,293 | - | 2,287 | 2,315 | 2,325 | 2,310 | - | 2,349 | | | | | |
| Asti | 2,111 | 2,111 | 2,111 | 2,111 | - | 2,029 | 2,029 | - | - | | | | | |
| Firenze | 1,508 | 1,508 | 1,508 | 1,467 | - | 1,467 | - | 1,491 | 1,491 | | | | | |
| Lecce | - | - | - | - | - | - | - | - | - | | | | | |
| Pescara | 1,508 | - | 1,508 | 1,508 | - | - | 1,508 | - | - | | | | | |
| Reggio Emilia | 1,834 | - | 1,834 | 1,834 | 1,834 | 1,834 | - | 2,078 | - | | | | | |
| Treviso | 1,752 | 1,752 | 1,752 | 1,752 | 1,752 | 1,752 | - | 1,752 | 1,752 | | | | | |
| Verona (pour les vins locaux) | - | 1,813 | 1,813 | 1,813 | - | 1,813 | - | - | 1,793 | | | | | |
| Type R II Rouge 13 à 14° - degré HL | | | | | | | | | | | | | | |
| Bastia | 2,050 | 2,105 | 2,088 | 2,073 | 2,085 | 2,135 | - | 2,030 | 2,107 | | | | | |
| Brignoles | - | - | - | - | - | - | - | - | - | | | | | |
| Bari | 1,956 | 1,874 | 1,874 | 1,874 | 1,874 | 1,874 | 1,874 | 1,874 | 1,874 | | | | | |
| Barletta | - | - | - | - | - | - | - | - | - | | | | | |
| Cagliari | - | - | - | - | - | - | - | - | - | | | | | |
| Lecce | - | - | - | - | - | - | - | - | - | | | | | |
| Taranto | - | 1,711 | - | - | - | - | - | - | - | | | | | |
| Type R III Rouge, de Portugais - HL Rheinpfalz-Rheinhausen (Hügelland) | | | | | | | | | | | | | | |
| | - | - | - | - | - | - | - | - | - | | | | | |



V

S U K K E R

Z U C K E R

S U G A R

S U C R E

Z U C C H E R O

S U I K E R

PRIX ET MONTANTS FIXES
 FESTGESETZTE PREISE UND BETRÄGE
 FIXED PRICES AND AMOUNTS
 PREZZI E IMPORTI FISSATI
 VASTGESTELDE PRIJZEN EN BEDRAGEN
 FASTSATTE PRISER OG BELØB

SUCRE
 ZUCKER
 SUGAR
 ZUCCHERO
 SUIKER
 SUKKER

| Produits Nature des prix ou des montants | 1968/ 69 | 1969/ 70 | 1970/ 71 | 1971/ 72 | 1972/ 73 | 1973/ 74 | 1974/75 | | 1975/ 76 | 1976/ 77 | |
|--|---------------------------------------|--|--|------------------------------|---|--|---|--------------------|--------------------------------|------------------|----------|
| | | | | | | | A | B 7.10.74 | | | |
| SUCRE | | | | | | | | | | | |
| Règl. de base | No. 1009/67/CEE du 18.12.1967 | | | | | | | | Règlement (CEE) No. 3330/74 | | |
| Période d'application | JUL - JUN | | | | | | | | | | |
| Règlement d'application | 430/68 432/68 767/68 2563/69 | 766/69 767/69 1201/69 2643/70 | 1205/70 1206/70 2811/71 2813/71 | 1061/71 1062/71 478/73 | 794/72 795/72 238/73 239/73 3266/73 | 1345/73 1637/73 3026/74 1766/73 239/73 | 1600/74 1599/74 239/73 2518/74 | 2496/74 2518/74 | 659/75 660/75 | 833/76 834/76 | |
| A. BETTERAVES | | | | | | | | | | UC/Tm | |
| - Prix minimum | | | | | | | | | | | |
| 1. Dans le quota de base. | | | | | | | | | | | |
| Comm. | 17,00 | 17,00 | 17,00 | 17,00 | 17,68 | 17,86 20,08 | 18,84 | 19,78 | 22,75 | 24,57 | |
| Ital. | 18,46 | 18,46 | 18,46 | 18,95 | 19,63 | 20,28(1) | 21,71 | 22,65 | 26,07 | 27,90 | |
| Irel. | | | | | 15,95(2) | 16,40 | 17,61 | 18,49 21,08(3) | 24,05 | 25,87 | |
| U.K. | | | | | 14,29(2) | 14,93 | 16,30 | 17,03 21,08(3) | 24,05 | 25,87 | |
| 2. Hors quota de base. | | | | | | | | | | | |
| Comm. | 10,00 | 10,00 | 10,00 | 10,00 | 10,40 | 10,50 12,72 | 11,08 | 11,63 | 22,75 | 17,20 | |
| Ital. | 11,46 | 11,46 | 11,46 | 11,95 | 12,35 | 12,85(1) | 13,95 | 14,50 | 26,07 | 20,53 | |
| Irel. | | | | | - | 10,50 | 11,08 | 11,63 12,93(3) | 24,05 | 18,50 | |
| U.K. | | | | | - | - | 11,08 | 11,63 12,93(3) | 24,05 | 18,50 | |
| B. SUCRE BLANC | | | | | | | | | | | |
| Qualité standard | 3e catég. | 3e catég. | 3e catég. | 2e catég. | 2e catég. | 2e catég. | 2e catég. | 2e catég. | 2e catég. | 2e catég. | UC/100kg |
| - Prix indicatif | 22,35 | 22,35 | 22,35 | 23,80 | 24,55 | 24,80 | 26,55 | 27,88 | 32,05 | 34,87 | |
| - Prix d'intervention | | | | | | | | | | | |
| Comm. | 21,23 | 21,23 | 21,23 | 22,61 | 23,34 | 23,57 | 25,22 | 26,48 | 30,45 | 33,14 | |
| Ital. | 22,35 | 22,35 | 22,35 | 24,11 | 24,84 | 25,28 25,53(1) | 27,43 | 28,69 | 33,00 | 35,70 | |
| DOM.(*) | 20,90 | 20,90 | 20,90 | 22,28 | 23,01 | 23,24 | 24,99 | 26,25 | 30,25 | 32,94 | |
| Irel. | | | | | 21,06(2) | 21,65 | 23,57 | 24,75 27,48(3) | 31,45 | 34,14 | |
| U.K. | | | | | 18,96(2) | 19,79 | 21,85 | 22,84 27,48(3) | 31,45 | 34,14 | |
| - Prix de seuil | 24,94 | 24,94 | 24,94 | 26,30 | 27,05 | 27,60 | 29,47 | 30,80 | 35,52 | 38,21 | |

(1) Valable à partir du 1. 7.1973.

(2) Valable à partir du 1. 2.1973.

(3) Valable à partir du 1. 1.1975

(*) = Dépt. franç. d'Outre-mer.

PRIX ET MONTANTS FIXES
 FESTGEGESETZTE PREISE UND BETRÄGE
 FIXED PRICES AND AMOUNTS
 FREZZI E IMPORTI FISSATI
 VASTGESTELDE PRIJZEN EN BEDRAGEN
 FASTSATTE PRISER OG BELØB

SUCRE
 ZUCKER
 SUGAR
 ZUCCHERO
 SUIKER
 SUKKER

| Produits Nature des prix ou des montants | 1968/ 69 | 1969/ 70 | 1970/ 71 | 1971/ 72 | 1972/ 73 | 1973/ 74 | 1974/75 | | 1975/ 76 | 1976/ 77 |
|--|-------------|-------------|-------------|-------------|-------------|--------------------------|---------|--------------------------|-------------|-----------------|
| | | | | | | | A | B 7.10.74 | | |
| C. SUCRE BRUT | | | | | | | | | | <u>UC/100kg</u> |
| - Prix d'intervention | | | | | | | | | | |
| Comm. | 18,50 | 18,50 | 18,50 | 19,22 | 19,85 | 20,05 | 21,41 | 22,47 | 25,84 | 28,15 |
| Ital. | 19,54 | 19,54 | 19,54 | 20,60 | 21,23 | <u>21,62</u> 21,84(1) | 23,44 | 24,50 | 28,19 | 30,51 |
| DOM. (*) | 18,66 | 18,66 | 18,66 | 19,38 | 20,01 | 20,21 | 21,66 | 22,71 | 26,12 | 28,43 |
| Irel. | - | - | - | - | 17,90(2) | 18,41 | 20,01 | <u>21,02</u> 23,39(3) | 26,76 | 29,07 |
| U.K. | - | - | - | - | 14,79(2) | 15,69 | 17,57 | <u>18,37</u> 23,39(3) | 26,76 | 29,07 |
| - Prix de seuil | 22,37 | 22,37 | 22,37 | 23,07 | 23,73 | 24,21 | 25,78 | 26,90 | 30,97 | 33,28 |
| D. MELASSE | | | | | | | | | | <u>UC/100kg</u> |
| - Prix de seuil | 3,20 | 3,20 | 3,20 | 3,20 | 3,20 | 3,20 | 3,20 | 3,20 | 3,20 | 3,20 |
| E. COTISATION A LA PRODUCTION | | | | | | | | | | <u>UC/</u> |
| - Montant max./100kg | 8,97 | 8,97 | 8,97 | 9,10 | 9,36 | 9,46 | 10,44 | - | 0,00 | 9,94 |
| - Montant prov./100kg | 8,97 | 8,97 | 8,97 | 9,10 | - | - | - | - | - | - |
| - Montant déf./100kg | 8,97 | 8,97 | 8,10 | 6,99 | 3,38 | 0,00 | 0,00 | 0,00 | - | - |
| - Remboursement : | | | | | | | | | | |
| des producteurs en % | 60 | 60 | 60 | 59,12 | 60 | 60 | 60 | 60 | - | 60 |
| des fabricants/Tm/bett. | - | - | 0,68 | 1,62 | 4,66 | 7,36 | - | - | - | - |
| F. QUANTITES GARANTIES(Tm) | 6.594.000 | 6.352.500 | 6.487.500 | 6.480.000 | 6.480.000 | 7.925.000 | | | | |

- (1) Valable à partir du 1.7.1973.
 (2) Valable à partir du 1.2.1973.
 (3) Valable à partir du 1.1.1975
 (*) = Dépt. franç. d'Outre-mer.

PRIX ET MONTANTS FIXES
 FESTGESETZTE PREISE UND BETRÄGE
 FIXED PRICES AND AMOUNTS
 PREZZI E IMPORTI FISSATI
 VASTGESTELDE PRIJZEN EN BEDRAGEN
 FASTSATTE PRISER OG BELOEB

SUCRE
 ZUCKER
 SUGAR
 ZUCCHERO
 SUIKER
 SUKKER

| Produits Nature des prix ou des montants | 1977/ 78 | 1978/ 79 | 1979/ 80 | 1980/ 81 | 1981/ 82 | 1982/ 83 | 1983/ 84 | 1984/ 85 | 1985/ 86 | 1986/ 87 |
|--|------------------------------|--------------------|--------------------|-------------------------------|--------------------|-------------|-------------------------------|-------------|-------------|-------------|
| SUCRE | | | | | | | | | | |
| Règl. de base | N° 1009/67/CEE du 18.12.1967 | | | | | | Règlement (CEE) N° 3330/74 | | | |
| Période d'application | JUL - JUN | | | | | | | | | |
| Règlement d'application | 1112/77 1466/77 | 1398/78 1399/78 | 1008/79 1288/79 | 1593/80 1594/80 1698/80 | 1787/81 1788/81 | | | | | |
| A. BETTERAVES | | | | | | | | | | |
| - Prix minimum 1. Dans le quota de base. | | UC/TM | | | | | | | | ECU/TM |
| Comm. | 25,43 | 25,94 | 31,36 | 31,83 | 33,10 | 35,19 | | | | |
| Ital. | 28,72 | 28,02 | 33,87 | 34,35 | 35,62 | | | | | |
| Irel. | 26,73 | 27,24 | 32,93 | 33,40 | 34,67 | | | | | |
| U.K. | 26,73 | 27,24 | 32,93 | 33,40 | 34,67 | | | | | |
| 2. Hors quota de base. | | | | | | | | | | |
| Comm. | 17,80 | 18,16 | 21,95 | 22,28 | 23,17 | 24,42 | | | | |
| Ital. | 21,09 | 20,24 | 24,47 | 24,80 | 25,69 | | | | | |
| Irel. | 19,10 | 19,46 | 23,53 | 23,85 | 24,74 | | | | | |
| U.K. | 19,10 | 19,46 | 23,53 | 23,85 | 24,74 | | | | | |
| B. SUCRE BLANC | | | | | | | | | | |
| Qualité standard | 2è catég. | | | | | | | | | |
| - Prix indicatif | 34,56 | 35,25 | 42,62 | 43,26 | 45,55 | 49,42 | | | | ECU/100kg |
| - Prix d'intervent. | | | | | | | | | | |
| Comm. | 32,83 | 33,49 | 40,49 | 41,09 | 43,27 | 46,95 | | | | |
| Ital. | 35,36 | 35,09 | 42,42 | 43,03 | 45,21 | 48,89 | | | | |
| DOM. (*) | 32,63 | 33,29 | 40,25 | 40,85 | 43,03 | | | | | |
| Irel. | 33,83 | 34,49 | 41,70 | 42,30 | 44,48 | 48,16 | | | | |
| U.K. | 33,83 | 34,49 | 41,70 | 42,30 | 44,48 | 48,16 | | | | |
| - Prix de seuil | 39,72 | 40,20 | 48,60 | 49,28 | 53,30 | 58,44 | | | | |

(*) Dépt. franç. d'Outre-mer.

PRIX ET MONTANTS FIXES
 FESTGESETZTE PREISE UND BETRÄGE
 FIXED PRICES AND AMOUNTS
 PREZZI E IMPORTI FISSATI
 VASTGESTELDE PRIJZEN EN BEDRAGEN
 FASTSATTE PRISER OG BELOEB

SUCRE
 ZUCKER
 SUGAR
 ZUCCHERO
 SUIKER
 SUKKER

| Produits | 1977/ 78 | 1978/ 79 | | 1979/ 80 | 1980/ 81 | 1981/ 82 | 1982/ 83 | 1983/ 84 | 1984/ 85 | 1985/ 86 | 1986/ 87 |
|--------------------------------------|-------------|--------------|-------|-------------|-------------|-------------|-------------|-------------|-------------|-------------|-------------|
| C. SUCRE BRUT | | UC/ 100kg | | | | | | | | | ECU/100kg |
| - Prix d'intervention | | | | | | | | | | | |
| Comm. | 27,25 | 27,81 | 33,62 | 34,13 | 35,89 | 38,58 | | | | | |
| Ital. | 27,25 | 27,81 | 33,62 | 34,13 | 35,89 | | | | | | |
| DOM.(*). | 27,53 | 28,10 | 33,97 | 34,48 | 36,26 | | | | | | |
| Irel. | 27,25 | 27,81 | 33,62 | 34,13 | 35,89 | | | | | | |
| U.K. | 27,25 | 27,81 | 33,62 | 34,13 | 35,89 | | | | | | |
| - Prix de seuil | 34,06 | 34,45 | 41,65 | 42,23 | 45,71 | 49,85 | | | | | |
| D. MELASSE | | | | | | | | | | | ECU/100kg |
| - Prix de seuil | 3,20 | 3,20 | 3,87 | 3,87 | 6,00 | 6,51 | | | | | |
| E. COTISATION A LA PRODUCTION | | | | | | | | | | | ECU/ |
| - Montant max./ 100 kg. | 9,85 | 10,05 | 12,15 | 12,33 | 12,98 | | | | | | |
| - Montant prov./ 100 kg | - | | | - | - | | | | | | |
| - Montant déf./ 100 kg | 9,85 | 10,05 | 12,15 | 12,33 | 12,98 | | | | | | |
| - Remboursement : | | | | | | | | | | | |
| -des producteurs en % | 60 | 60 | | 60 | 60 | | | | | | |
| -des fabricants/ Rm/bett. | | | | | | | | | | | |
| F. QUANTITES GARANTIES (Tm) | | | | | | | | | | | |

(*) Dépt. franç. d'Outre-mer.

**AFGIFTER
ABSCHÖPFUNGEN
LEVIES
PRELEVEMENTS
PRELIEVI
HEFFINGEN**

**SUKKER
ZUCKER
SUGAR
SUCRE
ZUCCHERO
SUIKER**

ECU ./100 kg

| Date de validité | 1981 | | | | | | | | |
|------------------------|------------------------------|---------------|---------------|----------|---|------------------------------|---------------|---------------|------------------------------------|
| | Prélèvements à l'importation | | | | | Prélèvements à l'exportation | | | |
| | Sucre blanc | Sucre brut | Sirops (1) | Mélasses | Betteraves et cannes à sucre (*) | Sucre blanc | Sucre brut | Sirops (1) | Betteraves et cannes à sucre |
| JUIN | | | | | | | | | |
| 1 | 16,47 | 10,94 | 0,1213 | | | | | | |
| 2 | 13,49 | 8,09 | 0,1349 | | | | | | |
| 3 | 12,67 | 7,14 | 0,1267 | | | | | | |
| 4 | 12,67 | 7,14 | 0,1267 | | | | | | |
| 5 | 14,63 | 9,04 | 0,1463 | | | | | | |
| 6 | 14,22 | 8,28 | 0,1463 | | | | | | |
| 7 | 14,22 | 8,28 | 0,1463 | | | | | | |
| 8 | 14,22 | 8,28 | 0,1463 | | | | | | |
| 9 | 14,22 | 8,28 | 0,1463 | | | | | | |
| 10 | 14,22 | 7,90 | 0,1463 | | | | | | |
| 11 | 16,10 | 10,06 | 0,1610 | | | | | | |
| 12 | 16,10 | 10,06 | 0,1610 | | | | | | |
| 13 | 16,67 | 11,74 | 0,1610 | | | | | | |
| 14 | 16,67 | 11,74 | 0,1610 | | | | | | |
| 15 | 16,67 | 11,74 | 0,1610 | | | | | | |
| 16 | 17,40 | 11,74 | 0,1740 | | | | | | |
| 17 | 17,40 | 12,48 | 0,1740 | | | | | | |
| 18 | 16,30 | 11,74 | 0,1630 | | | | | | |
| 19 | 16,30 | 11,36 | 0,1630 | | | | | | |
| 20 | 15,47 | 10,62 | 0,1547 | | | | | | |
| 21 | 15,47 | 10,62 | 0,1547 | | | | | | |
| 22 | 15,47 | 10,62 | 0,1547 | | | | | | |
| 23 | 14,73 | 10,25 | 0,1473 | | | | | | |
| 24 | 15,86 | 11,74 | 0,1586 | | | | | | |
| 25 | 15,52 | 11,36 | 0,1586 | | | | | | |
| 26 | 16,36 | 11,92 | 0,1586 | | | | | | |
| 27 | 15,15 | 10,99 | 0,1586 | | | | | | |
| 28 | 15,15 | 10,99 | 0,1586 | | | | | | |
| 29 | 15,15 | 10,99 | 0,1586 | | | | | | |
| 30 | 15,65 | 11,36 | 0,1586 | | | | | | |
| ∅ | 15,35 | 10,25 | 0,1529 | | | | | | |

(1) 1 % de teneur en saccharose.

(*) Betteraves à sucre fraîches } 7,62
 Betteraves à sucre sèches } 26,18
 Cannes à sucre } 5,24

Règl. 1609/80 du 25.6.80 - J.O. L 160/80.

**AFGIFTER
ABSCHÖPFUNGEN
LEVIES
PRELEVEMENTS
PRELIEVI
HEFFINGEN**

**SUKKER
ZUCKER
SUGAR
SUCRE
ZUCCHERO
SUIKER**

ECU / 100 kg

| Date de validité | 1981 | | | | | | | | |
|------------------------|------------------------------|---------------|---------------|----------|---|------------------------------|---------------|---------------|------------------------------------|
| | Prélèvements à l'importation | | | | | Prélèvements à l'exportation | | | |
| | Sucre blanc | Sucre brut | Sirops (1) | Mélasses | Betteraves et cannes à sucre (*) | Sucre blanc | Sucre brut | Sirops (1) | Betteraves et cannes à sucre |
| JUILLET | | | | | | | | | |
| 1 | 12,30 | 8,81 | 0,1532 | | | | | | |
| 2 | 16,83 | 12,58 | 0,1683 | | | | | | |
| 3 | 16,83 | 12,58 | 0,1683 | | | | | | |
| 4 | 15,92 | 11,64 | 0,1592 | | | | | | |
| 5 | 15,92 | 11,64 | 0,1592 | | | | | | |
| 6 | 15,92 | 11,64 | 0,1592 | | | | | | |
| 7 | 15,64 | 11,27 | 0,1592 | | | | | | |
| 8 | 14,56 | 10,71 | 0,1456 | | | | | | |
| 9 | 14,18 | 10,41 | 0,1456 | | | | | | |
| 10 | 14,62 | 10,96 | 0,1456 | | | | | | |
| 11 | 14,02 | 9,86 | 0,1402 | | | | | | |
| 12 | 14,02 | 9,86 | 0,1402 | | | | | | |
| 13 | 14,02 | 9,86 | 0,1402 | | | | | | |
| 14 | 13,65 | 8,76 | 0,1402 | | | | | | |
| 15 | 12,80 | 6,94 | 0,1280 | | | | | | |
| 16 | 13,32 | 8,76 | 0,1280 | | | | | | |
| 17 | 14,30 | 8,76 | 0,1280 | | | | | | |
| 18 | 15,30 | 9,86 | 0,1280 | | | | | | |
| 19 | 15,30 | 9,86 | 0,1280 | | | | | | |
| 20 | 15,30 | 9,86 | 0,1280 | | | | | | |
| 21 | 16,06 | 11,14 | 0,1606 | | | | | | |
| 22 | 16,06 | 11,14 | 0,1606 | | | | | | |
| 23 | 15,08 | 9,86 | 0,1508 | | | | | | |
| 24 | 15,46 | 9,86 | 0,1508 | | | | | | |
| 25 | 13,87 | 8,76 | 0,1387 | | | | | | |
| 26 | 13,87 | 8,76 | 0,1387 | | | | | | |
| 27 | 13,87 | 8,76 | 0,1387 | | | | | | |
| 28 | 13,87 | 8,22 | 0,1387 | | | | | | |
| 29 | 14,56 | 8,76 | 0,1387 | | | | | | |
| 30 | 14,56 | 9,27 | 0,1387 | | | | | | |
| 31 | 13,73 | 8,73 | 0,1387 | | | | | | |
| Ø | 14,70 | 9,93 | 0,1447 | | | | | | |

(1) 1 % de teneur en saccharose.

(*) Betteraves à sucre fraîches } 29,81
 Betteraves à sucre sèches } 102,47
 Cannes à sucre } 20,49

Règl. 1812/81 du 1.7.81 - J.O. L 1812/81.

**AFGIFTER VED INDFØRSEL
 ABSCHÖPFUNGEN BEI DER EINFUHR
 LEVIES ON IMPORTS
 PRELEVEMENTS A L'IMPORTATION
 PRELIEVI ALL'IMPORTAZIONE
 HEFFINGEN BIJ DE INVOER**

**SUKKER
 ZUCKER
 SUGAR
 SUCRE
 ZUCCHERO
 SUIKER**

ECU/100 kg

| Produkte Produkte Products Produits Prodotti Produkten | 1980 | | | | | | 1981 | | | | | | Ø Arithm. |
|---|--------|-----|--------|--------|-----|------|------|-----|--------|--------|--------|--------|--------------|
| | JUL | AUG | SEP | OCT | NOV | DEC | JAN | FEB | MAR | APR | MAI | JUN | |
| S B L | 2,27 | 0 | 0,13 | 0 | 0 | 0,48 | 0 | 0 | 0,97 | 12,48 | 16,35 | 15,35 | 4,00 |
| S B R | 1,40 | 0 | 0 | 0 | 0 | 0 | 0 | 0 | 0,35 | 7,24 | 12,25 | 10,25 | 2,62 |
| M E L | 0 | 0 | 0 | 0 | 0 | 0 | 0 | 0 | 0 | 0 | 0 | 0 | 0 |
| S I R (1) | 0,0223 | 0 | 0,0180 | 0,0020 | 0 | 0 | 0 | 0 | 0,0093 | 0,1237 | 0,1600 | 0,1529 | 0,057 |

| Produkte Produkte Products Produits Prodotti Produkten | | | | | | | | | | | | | |
|---|--|--|--|--|--|--|--|--|--|--|--|--|--|
| | | | | | | | | | | | | | |
| S B L | | | | | | | | | | | | | |
| S B R | | | | | | | | | | | | | |
| M E L | | | | | | | | | | | | | |
| S I R (1) | | | | | | | | | | | | | |

(1) Basisafgift for 100 kg af et af de produkter der er omhandlet i artikel 1 st. 1 d) i forordning nr. 3330/74/EØF i RE for et saccharose indhold på 1 %.
 Grundbetrag der Abschöpfung für 100 kg eines Produktes, aufgeführt in Artikel 1, Absatz 1 unter d) der Verordnung Nr. 3330/74/EWG, in RE je 1 v.H. Saccharosegehalt.
 Basic amount levied on 100 kg of one of these products as found in article 1, paragraph 1 under d) of Regulation nr. 3330/74/EEC, in UA for a sugar content of 1 %.
 Montant de base du prélèvement pour 100 kg d'un des produits visés à l'article 1er paragraphe 1 sous d) du règlement n° 3330/74/CEE, en UC pour une teneur en saccharose de 1 %.
 Importo di base del prelievo per 100 kg di uno prodotti di cui all'articolo 1 paragrafo 1, lettera d) del regolamento n° 3330/74/CEE, in UC per un contenuto in saccarosio del 1 %.
 Basisbedrag van de heffingen voor 100 kg van één der producten vermeld in Artikel 1, par. 1, lid d) van Verordening nr. 3330/74/EEG, in RE per 1 % saccharose gehalte.

**IMPORTPRISER
EINFUHRPREISE
IMPORT PRICES
PRIX A L'IMPORTATION
PREZZI ALL'IMPORTAZIONE
INVOERPRIJZEN**

**SUKKER
ZUCKER
SUGAR
SUCRE
ZUCCHERO
SUIKER**

CAF / CIF ROTTERDAM

ECU-,-RE-UA/100 kg

| Ø annuelles (campagne JUL - JUN) (*) | Sucre blanc | Sucre brut | Mélasses | Ø mensuelles | Sucre blanc | Sucre brut | Mélasses |
|--|----------------|---------------|----------|-----------------|----------------|---------------|----------|
| 1968/69 | 5,81 | 6,80 | 2,42 | <u>1978/79</u> | | | |
| 1969/70 | 6,99 | 8,30 | 3,02 | JUL | 14,62 | 12,89 | 5,36 |
| 1970/71 | 9,78 | 10,66 | 3,35 | AUG | 15,96 | 13,82 | 5,42 |
| 1971/72 | 14,95 | 13,99 | 3,36 | SEP | 16,97 | 15,44 | 5,66 |
| 1972/73 | 19,50 | 17,52 | 4,39 | OCT | 17,31 | 16,09 | 5,88 |
| 1973/74 | 33,52 | 30,33 | 6,20 | NOV | 15,89 | 14,77 | 6,61 |
| 1974/75 | 62,79 | 57,33 | 5,56 | DEC | 15,50 | 14,82 | 7,36 |
| 1975/76 | 29,68 | 27,35 | 4,44 | JAN | 14,74 | 13,92 | 7,03 |
| 1976/77 | 20,05 | 16,91 | 4,92 | FEB | 16,03 | 14,94 | 7,37 |
| 1977/78 | 14,08 | 13,08 | 3,75 | MAR | 16,32 | 15,45 | 7,36 |
| 1978/79 | 16,07 | 14,86 | 6,89 | APR | 15,80 | 14,86 | 7,53 |
| 1979/80 | 33,11 | 30,96 | 9,77 | MAI | 16,63 | 15,24 | 8,16 |
| | | | | JUN | 17,06 | 16,06 | 8,53 |
| | | | | <u>1979/80</u> | | | |
| | | | | JUL | 16,56 | 16,08 | 8,44 |
| | | | | AUG | 18,50 | 16,81 | 8,86 |
| | | | | SEP | 20,00 | 18,37 | 9,22 |
| | | | | OCT | 23,47 | 21,45 | 9,18 |
| | | | | NOV | 28,27 | 24,21 | 9,71 |
| | | | | DEC | 29,28 | 26,61 | 9,85 |
| | | | | JAN | 31,21 | 29,19 | 9,65 |
| | | | | FEB | 40,88 | 38,21 | 9,66 |
| | | | | MAR | 38,84 | 35,40 | 10,25 |
| | | | | APR | 40,77 | 39,02 | 11,47 |
| | | | | MAI | 54,29 | 54,19 | 10,61 |
| | | | | JUN | 55,43 | 52,00 | 10,31 |
| | | | | <u>1980/81</u> | | | |
| | | | | JUL | 51,64 | 45,84 | 10,26 |
| | | | | AUG | 55,38 | 53,44 | 10,54 |
| | | | | SEP | 58,73 | 58,07 | 10,66 |
| | | | | OCT | 68,02 | 67,96 | 10,91 |
| | | | | NOV | 68,39 | 68,06 | 11,46 |
| | | | | DEC | 57,99 | 54,09 | 11,86 |
| | | | | JAN | 58,07 | 52,27 | 12,34 |
| | | | | FEB | 56,50 | 51,18 | 12,43 |
| | | | | MAR | 52,25 | 45,72 | 12,79 |
| | | | | APR | 40,49 | 38,04 | 12,09 |
| | | | | MAI | 37,41 | 33,60 | 11,43 |
| | | | | JUN | 42,37 | 38,67 | 10,71 |
| | | | | JUL | 45,99 | 31,12 | 9,92 |

(*) Les Ø annuelles 1968/69 - 1977/78 sont exprimées en UC/100 kg.

**INDFØRSELSPRISER
EINFUHRPREISE
IMPORT PRICES
PRIX A L'IMPORTATION
PREZZI ALL'IMPORTAZIONE
INVOERPRIJZEN**

**Omgående levering, standardkvalitet
Prompte Lieferung, Standardqualität
Immediate delivery, standard quality
Livraison rapprochée, qualité type
Pronta consegna, qualità tipo
Direkte levering, standaardkwaliteit**

**SUKKER
ZUCKER
SUGAR
SUCRE
ZUCCHERO
SUIKER**

CAF / CIF ROTTERDAM

ECU /100 kg

| Oprindelse Herkunft Origin Provenance Provenienza Herkomst | Leveringsbetingel. Lieferungsbeding. Terms of delivery Cond. livraison Cond di consegna Leveringsvoorw. | 1980 | | | | | | 1981 | | | | | | Ø Arithm. |
|---|--|--------------------------------|-------|-------|-------|-------|-------|-----------------------------|-------|-------|-------|-------|-------|--------------|
| | | JUL | AUG | SEP | OCT | NOV | DEC | JAN | FEB | MAR | APR | MAI | JUN | |
| Hvidt sukker Sucre blanc | | Weisszucker Zucchero Bianco | | | | | | White sugar Witte suiker | | | | | | |
| Any origin. | sacs | 52,38 | 55,80 | 59,35 | 68,69 | 70,06 | 59,29 | 58,45 | 58,18 | 53,12 | 42,17 | 38,04 | 43,41 | 54,91 |
| Europe de l'Est | sacs | | | | | | | | | | | | | |
| Polska | sacs | | | | | | | | | | | | | |
| Ostdeutschland | sacs | | | | | | | | | | | | | |
| United Kingdom | sacs | 51,57 | 55,40 | 58,77 | 68,25 | 68,55 | 58,18 | 58,14 | 56,50 | 52,25 | 40,49 | 37,41 | 42,22 | 53,98 |
| | | | | | | | | | | | | | | |
| Rasukker Sucre brut | | Rohzucker Zucchero greggio | | | | | | Raw sugar Ruwe suiker | | | | | | |
| Any origin. | | 45,84 | 53,44 | 58,07 | 67,96 | 68,06 | 54,05 | 52,27 | 51,18 | 45,72 | 38,04 | 33,60 | 38,67 | 50,58 |
| Polska | vrac | | | | | | | | | | | | | |
| | | | | | | | | | | | | | | |
| | | | | | | | | | | | | | | |
| | | | | | | | | | | | | | | |
| | | | | | | | | | | | | | | |
| Mélasse Melasse | | Melassen Melasso | | | | | | Molasse Melasse | | | | | | |
| Europe de l'Est | | | | | | | | | | | | | | |
| Polska | | | | | | | | | | | | | | |
| Cuba | | | | | | | | | | | | | | |
| Caraïbes | | 10,55 | 10,88 | 11,10 | 10,91 | 11,46 | 11,86 | 12,34 | 12,43 | 12,79 | 12,09 | 11,43 | 10,71 | 11,55 |
| South Africa | | | | | | | | | | | | | | |
| Mozambique | | | | | | | | | | | | | | |

**VERDENSMARKEDSPRISEN
WELTMARKTPREISE
WORLD MARKET PRICES
PRIX SUR LE MARCHÉ MONDIAL
PREZZI DEL MERCATO MONDIALE
WERELDMARKTPRIJZEN**

**SUKKER
ZUCKER
SUGAR
SUCRE
ZUCCHERO
SUIKER**

ECU-RE-UA/100 kg

| Ø annuelles (campagne JUL-JUN) (1) | Bourse de Paris | London Daily Price Sucre brut | London Daily Price Sucre blanc | New York Contrat n° 8 ou 11 (juin 1971) | Ø Mensuelles | Bourse de Paris | London Daily Price Sucre brut | London Daily Price Sucre blanc | New York Contrat n° 8 ou 11 (juin 1971) |
|--|-----------------------|-------------------------------------|--------------------------------------|--|-----------------|-----------------------|-------------------------------------|--------------------------------------|--|
| 1961/62 | - | 6,46 | - | 5,79 | <u>1978/79</u> | | | | |
| 1962/63 | - | 12,81 | - | 12,23 | JUL | 14,41 | 12,92 | 14,50 | Suspendu |
| 1963/64 | - | 23,06 | - | 19,05 | AUG | 15,20 | 13,82 | 15,44 | " |
| 1964/65 | 8,19 | 7,90 | - | 6,72 | SEP | 16,08 | 15,44 | 16,25 | " |
| 1965/66 | 5,76 | 5,57 | - | 4,44 | OCT | 16,67 | 16,09 | 16,65 | " |
| 1966/67 | 4,84 | 4,71 | - | 3,93 | NOV | 15,27 | 14,81 | 15,22 | " |
| 1967/68 | 4,98 | 5,16 | - | 4,39 | DEC | 14,43 | 14,81 | 14,77 | " |
| 1968/69 | 6,29 | 6,87 | - | 6,11 | JAN | 13,90 | 13,92 | 13,99 | " |
| 1969/70 | 7,51 | 8,24 | - | 7,38 | FEB | 15,28 | 14,94 | 15,29 | " |
| 1970/71 | 10,99 | 10,59 | - | 9,51 | MAR | 15,60 | 15,49 | 15,55 | " |
| 1971/72 | 15,75 | 13,99 | - | 13,22 (*) | APR | 15,63 | 14,86 | 15,65 | " |
| 1972/73 | 19,30 | 17,53 | - | 16,80 (*) | MAI | 16,31 | 15,26 | 16,38 | " |
| 1973/74 | 37,52 | 33,53 | - | 27,34 (*) | JUN | 16,68 | 16,08 | 16,78 | " |
| 1974/75 | 66,60 | 57,36 | - | 54,39 (*) | <u>1979/80</u> | | | | |
| 1975/76 | 29,47 | 27,39 | 29,35 | 25,74 (*) | JUL | 16,23 | 16,09 | 16,23 | " |
| 1976/77 | 19,85 | 16,90 | 20,05 | 15,14 (*) | AUG | 17,84 | 16,78 | 18,16 | " |
| 1977/78 | 13,55 | 13,06 | 13,76 | - | SEP | 19,49 | 18,37 | 19,81 | 15,79 |
| 1978/79 | 15,45 | 14,87 | 15,54 | - | OCT | 22,90 | 21,47 | 23,02 | 18,75 |
| 1979/80 | 32,32 | 30,91 | 32,73 | 25,81 | NOV | 27,43 | 24,19 | 27,70 | 21,77 |
| | | | | | DEC | 28,57 | 26,66 | 28,94 | 22,98 |
| | | | | | JAN | 30,37 | 29,21 | 30,55 | 26,34 |
| | | | | | FEB | 40,21 | 38,13 | 40,42 | 35,66 |
| | | | | | MAR | 38,23 | 35,39 | 38,38 | 32,44 |
| | | | | | APR | 39,61 | 38,74 | 40,37 | 36,29 |
| | | | | | MAI | 52,35 | 53,77 | 53,60 | 50,03 |
| | | | | | JUN | 54,51 | 52,00 | 55,48 | 49,65 |
| | | | | | <u>1980/81</u> | | | | |
| | | | | | JUL | 50,86 | 45,75 | 51,43 | 43,32 |
| | | | | | AUG | 54,76 | 53,58 | 54,90 | 50,21 |
| | | | | | SEP | 58,47 | 58,07 | 58,33 | 55,31 |
| | | | | | OCT | 67,75 | 67,96 | 67,62 | 65,70 |
| | | | | | NOV | 67,67 | 68,05 | 69,01 | 63,78 |
| | | | | | DEC | 57,83 | 53,96 | 58,24 | 49,94 |
| | | | | | JAN | 57,81 | 52,27 | 57,44 | 48,88 |
| | | | | | FEB | 56,20 | 51,18 | 56,97 | 45,53 |
| | | | | | MAR | 51,59 | 45,72 | 51,91 | 41,11 |
| | | | | | APR | 40,42 | 37,84 | 40,91 | 33,51 |
| | | | | | MAI | 37,52 | 33,90 | 37,41 | 29,80 |
| | | | | | JUN | 42,03 | 38,78 | 42,37 | 33,83 |
| | | | | | JUL | 42,90 | 39,85 | 43,54 | 34,53 |

Paris : Sucre blanc, FOB arrimé ports européens désignés, en sacs neufs.

London : Sucre brut, 96°, CIF U.K. ex cale.

Sucre blanc, FOB arrimé ports européens désignés, en sacs neufs.

New York : Sucre brut, 96°, FOB arrimé Caraïbes.

(*) Contrat n° 11.

(1) Les Ø annuelles sont exprimées en UC/100 kg de 1961/62 à 1977/78.

V I

I S O G L U C O S E

I S O G L U C O S E

I S O G L U C O S E

I S O G L U C O S E

I S O G L U C O S I O

I S O G L U C O S E

**AFGIFTER VED INDFØRSEL FRA TREDJELANDE
 ABSCHÖPFUNGEN BEI EINFUHR AUS DRITTLÄNDERN
 LEVIES ON IMPORTS FROM THIRD COUNTRIES
 PRELEVEMENTS A L'IMPORTATION DES PAYS TIERS
 PRELIEVI ALL'IMPORTAZIONE DAI PAESI TERZI
 HEFFINGEN BIJ INVOER UIT DERDE LANDEN**

**ISOGLUCOSE
 ISOGLUKOSE
 ISOGLUCOSE
 ISOGLUCOSE
 ISOGLUCOSIO
 ISOGLUCOSE**

ECU / 100 kg { Tørstof
 Trockenstoff
 Dry matter
 Matière sèche
 Materia secca
 Droge stof

| Tarifnummer Tarifnummer Tariff No. N° Tariffaire N° Tariffario Tariefnummer | 1980 | | | | | | 1981 | | | | | |
|--|------|------|------|------|------|------|------|------|------|-------|-------|-------|
| | JUL | AUG | SEP | OCT | NOV | DEC | JAN | FEB | MAR | APR | MAI | JUN |
| 17 01 D I | 9,67 | 9,67 | 9,67 | 9,87 | 9,67 | 9,67 | 9,67 | 9,67 | 9,67 | 11,71 | 27,34 | 23,64 |
| 21.07 F III | 9,67 | 9,67 | 9,67 | 9,87 | 9,67 | 9,67 | 9,67 | 9,67 | 9,67 | 11,71 | 27,34 | 23,64 |

**RESTITUTION
 ERSTATTUNG
 REFUND
 RESTITUTION
 RESTITUZIONE
 RESTITUTIE**

| Tarifnummer Tarifnummer Tariff No. N° Tariffaire N° Tariffario Tariefnummer | 1980 | | | | | | 1981 | | | | | |
|--|------|-----|-----|-----|-----|-----|------|-----|-----|-----|------|------|
| | JUL | AUG | SEP | OCT | NOV | DEC | JAN | FEB | MAR | APR | MAI | JUN |
| 17.02 D I | 0 | 0 | 0 | 0 | 0 | 0 | 0 | 0 | 0 | 0 | 9,51 | 7,81 |
| 21.07 F III | 0 | 0 | 0 | 0 | 0 | 0 | 0 | 0 | 0 | 0 | 9,51 | 7,81 |

V I I

S V I N E K Ø D

S C H W E I N E F L E I S C H

P I G M E A T

V I A N D E P O R C I N E

C A R N E S U I N A

V A R K E N S V L E E S

**SLUSEPRISER
EINSCHLEUSUNGSPREISE
SLUICE-GATE PRICES
PRIX D'ECLUSE
PREZZI LIMITE
SLUISPRIJZEN**

**Afgifter ved indførsler fra tredjelande
Abschöpfungen bei Einfuhr aus Drittländern
Import levies from third countries
Prélèvements à l'importation des pays tiers
Prelievi all'importazione dai paesi terzi
Heffingen bij invoer uit derde landen**

**SVINEKØD
SCHWEINEFLEISCH
PIGMEAT
VIANDE PORCINE
CARNE SUINA
VARKENSVLEES**

I = Slusepriser - Einschleusungspreise - Sluice- gate prices - Prix d'écluse - Prezzi limite - Sluisprijzen
II = Afgifter - Abschöpfungen - Levies - Prélèvements - Prelievi - Heffingen

ECU ./100 kg

| Tarifnummer Tarifnummer Tariff N° Tariffaire N. Tariffario Tariefnummer | | 1981 | | | | | | | | | | | | | | | |
|--|----|--|--|--|--|--|--|--|--|--|--|---|--|--|--|--|------------------------------------|
| | | 1.5- | | | | | | | | | | | | | | | |
| | A. | Slagtede svin Porcs abattus | | | | | | | | | | Geschlachtete Schweine Suini macellati | | | | | Pig carcasses Geslachte varkens |
| 02.01 A III a) 1 | I | 142,76 | | | | | | | | | | | | | | | |
| | II | 22,86 | | | | | | | | | | | | | | | |
| | B. | Levende svin Porcs vivants | | | | | | | | | | Lebende Schweine Suini vivi | | | | | Live pigs Levende varkens |
| 01.03 A II b) | I | 109,78 | | | | | | | | | | | | | | | |
| | II | 17,58 | | | | | | | | | | | | | | | |
| | C. | Levende søer Truies vivantes | | | | | | | | | | Lebende Sauen Scrofe vive | | | | | Live sows Levende zeugen |
| 01.03 A II a) | I | 93,37 | | | | | | | | | | | | | | | |
| | II | 14,95 | | | | | | | | | | | | | | | |
| | D. | Deele Pièces de la découpe | | | | | | | | | | Teilstücke Pezzi staccati | | | | | Cuts Deelstukken |
| | 1. | Skinke Jambons | | | | | | | | | | Schinken Prosciutti | | | | | Hams Hammen |
| 02.01 A III a) 2 | I | 207,00 | | | | | | | | | | | | | | | |
| | II | 33,15 | | | | | | | | | | | | | | | |
| | 2. | Bov Epaules | | | | | | | | | | Schultern Spalle | | | | | Shoulders Schouders |
| 02.01 A III a) 3 | I | 159,89 | | | | | | | | | | | | | | | |
| | II | 25,60 | | | | | | | | | | | | | | | |
| | 3. | Kam (Karbonade) Longes | | | | | | | | | | Kotelettstränge Lombate | | | | | Loins Karbonaden |
| 02.01 A III a) 4 | I | 231,27 | | | | | | | | | | | | | | | |
| | II | 37,03 | | | | | | | | | | | | | | | |
| | 4. | Brystflaesk Poitrines | | | | | | | | | | Bäuche Pancette (ventresche) | | | | | Bellies (streaky) Buiken |
| 02.01 A III a) 5 | I | 124,20 | | | | | | | | | | | | | | | |
| | II | 19,89 | | | | | | | | | | | | | | | |
| | E. | Svinespaek (fersk) Lard (frais) | | | | | | | | | | Schweinespeck (frisch) Lardo fresco | | | | | Pig fat (fresh) Spek (vers) |
| 02.05 A I | I | 57,10 | | | | | | | | | | | | | | | |
| | II | 9,14 | | | | | | | | | | | | | | | |
| | F. | Halve baconkroppe Demi-carcasses de bacon | | | | | | | | | | Baconhälften Mezzene bacon | | | | | Bacon sides Baconhälften |
| 02.06. B I a) 2 aa) | I | 182,74 | | | | | | | | | | | | | | | |
| | II | 29,26 | | | | | | | | | | | | | | | |
| | G. | Fedt af svin Saindoux | | | | | | | | | | Schweineschmalz Strutto | | | | | Lard Reuzel |
| 15.01. A II | I | 45,68 | | | | | | | | | | | | | | | |
| | II | 7,32 | | | | | | | | | | | | | | | |

**PRISER KONSTATETERET PÅ HJEMMEMARKEDET
 PREISE FESTGESTELLT AUF DEM INLÄNDISCHEN MARKT
 PRICES RECORDED ON THE INTERNAL MARKET
 PRIX CONSTATES SUR LE MARCHÉ INTERIEUR
 PREZZI CONSTATATI SUL MERCATO NAZIONALE
 PRIJZEN WAARGENOMEN OP DE BINNENLANDSE MARKT**

**SVINEKØD
 SCHWEINEFLEISCH
 PIGMEAT
 VIANDE PORCINE
 CARNE SUINA
 VARKENSVLEES**

MN/100 kg PAB

| Markeder Markte Markets Marchés Mercati Markten | Beskrivelse Beschreibung Description Description Omschrijving | 1981 | | | | | | | | | | | | |
|--|---|---------|---------|---------|---------|---------|---------|---------|-----|-----|-----|-----|-----|--|
| | | JAN | FEB | MAR | APR | MAI | JUN | JUL | AUG | SEP | OCT | NOV | DEC | |
| BELGIQUE - BELGIE | | | | | | | | | | | | | | |
| ANDERLECHT | Porcs/Varkens classe II | 5709,9 | 5743,1 | 5774,5 | 5531,1 | 5648,9 | 5729,3 | 6101,5 | | | | | | |
| Ø 5 MARCHES MARKTEN | Porcs/Varkens classe E | 6706,5 | 6717,6 | 6729,7 | 6577,4 | 6699,9 | 6808,5 | 6978,1 | | | | | | |
| | Porcs/Varkens classe I | 6084,6 | 6118,3 | 6084,6 | 5892,6 | 6065,2 | 6199,5 | 6516,0 | | | | | | |
| | Porcs/Varkens classe II | 5705,4 | 5720,0 | 5696,2 | 5447,8 | 5579,6 | 5716,4 | 6034,3 | | | | | | |
| | Porcs/Varkens classe III | 5256,5 | 5220,2 | 5246,6 | 4945,9 | 5075,4 | 5169,5 | 5510,6 | | | | | | |
| | Porcs/Varkens classe IV | 4878,5 | 4902,1 | 4977,5 | 4759,2 | 4862,1 | 4872,6 | 5243,1 | | | | | | |
| DANMARK | | | | | | | | | | | | | | |
| KØBENHAVN | Svin Klasse E | 1085,70 | 1101,30 | 1104,20 | 1136,90 | 1172,16 | 1194,30 | 1202,00 | | | | | | |
| | Svin Klasse I | 1041,70 | 1057,30 | 1054,00 | 1080,90 | 1112,55 | 1126,27 | 1151,00 | | | | | | |
| | Svin Klasse II | 963,70 | 980,00 | 982,65 | 1014,87 | 1043,64 | 1052,00 | 1094,00 | | | | | | |
| | Svin Klasse III | 916,70 | 931,60 | 934,20 | 967,90 | 996,61 | 1005,00 | 1047,00 | | | | | | |
| | Svin Klasse IV | - | - | - | - | - | - | - | | | | | | |
| BR DEUTSCHLAND | | | | | | | | | | | | | | |
| Ø 12 MÄRKTE | Schweine Handelsklasse E | 415,80 | 412,80 | 414,80 | 402,07 | 402,13 | 410,73 | . | | | | | | |
| | Schweine Handelsklasse I | 386,60 | 384,00 | 386,20 | 372,63 | 373,48 | 383,53 | . | | | | | | |
| | Schweine Handelsklasse II | 360,06 | 356,56 | 359,08 | 347,48 | 347,03 | 355,17 | 372,53 | | | | | | |
| | Schweine Handelsklasse III | 325,10 | 322,70 | 324,50 | 312,00 | 313,71 | 323,00 | . | | | | | | |
| | Schweine Handelsklasse IV | 273,90 | 271,60 | 272,00 | 267,40 | 267,45 | 271,97 | . | | | | | | |
| FRANCE | | | | | | | | | | | | | | |
| Ø 8 MARCHES | Porcs classe E | - | - | - | - | - | - | - | | | | | | |
| | Porcs classe I | - | - | - | - | - | - | - | | | | | | |
| | Porcs classe II | 810,31 | 807,12 | 812,42 | 808,01 | 831,86 | 856,41 | 907,12 | | | | | | |
| | Porcs classe III | 776,47 | 772,29 | 777,42 | 771,41 | 795,03 | 820,06 | 870,84 | | | | | | |
| | Porcs classe IV | - | - | - | - | - | - | - | | | | | | |
| IRELAND | | | | | | | | | | | | | | |
| Ø 5 MARKETS | Pigs class E | 92,746 | 94,306 | 95,708 | 97,116 | 101,576 | 111,056 | 113,408 | | | | | | |
| | Pigs class I | 92,746 | 94,306 | 95,708 | 97,116 | 101,576 | 111,056 | 113,408 | | | | | | |
| | Pigs class II | 83,136 | 84,355 | 85,653 | 87,068 | 92,216 | 103,571 | 105,733 | | | | | | |
| | Pigs class III | 82,582 | 83,668 | 84,890 | 85,936 | 91,166 | 103,300 | 105,750 | | | | | | |
| | Pigs class IV | 82,582 | 83,668 | 84,890 | 85,936 | 91,166 | 103,300 | 105,750 | | | | | | |

**PRISER KONSTATETERET PÅ HJEMMEMARKEDET
 PREISE FESTGESTELLT AUF DEM INLÄNDISCHEN MARKT
 PRICES RECORDED ON THE INTERNAL MARKET
 PRIX CONSTATES SUR LE MARCHÉ INTERIEUR
 PREZZI CONSTATATI SUL MERCATO NAZIONALE
 PRIJZEN WAARGENOMEN OP DE BINNENLANDSE MARKT**

**SVINEKØD
 SCHWEINEFLEISCH
 PIGMEAT
 VIANDE PORCINE
 CARNE SUINA
 VARKENSVLEES**

MNI/100 kg PAB

| Markeder Märkte Markets Marchés Mercati Markten | Beskrivelse Beschreibung Description Description Descrizione Omschrijving | 1981 | | | | | | | | | | | |
|--|--|---------|---------|---------|---------|---------|---------|---------|---------|---------|---------|---------|---------|
| | | MAY | | | | | JUN | | | | JUL | | |
| | | 27-3 | 4-10 | 11-17 | 8-24 | 25-31 | 1-7 | 8-14 | 15-21 | 22-28 | 29-5 | 6-12 | 13-19 |
| BELGIQUE - BELGIE | | | | | | | | | | | | | |
| ANDERLECHT | Porcs/Varkens classe II | 5503,0 | 5567,0 | 5651,0 | 5740,0 | 5700,0 | 5657,0 | 5646,0 | 5713,0 | 5830,0 | 5978,0 | 6080,0 | 6142,0 |
| Ø 5 MARCHES MARKTEN | Porcs/Varkens classe E | 5692,0 | 6678,0 | 6732,0 | 6734,0 | 6702,0 | 6684,0 | 6739,0 | 6836,0 | 6921,0 | 7008,0 | 7061,0 | 6936,0 |
| | Porcs/Varkens classe I | 5925,0 | 6007,0 | 6094,0 | 6123,0 | 6097,0 | 6060,0 | 6131,0 | 6224,0 | 6307,0 | 6465,0 | 6576,0 | 6506,0 |
| | Porcs/Varkens classe II | 5452,0 | 5523,0 | 5624,0 | 5631,0 | 5595,0 | 5559,0 | 5644,0 | 5752,0 | 5830,0 | 5998,0 | 6089,0 | 6024,0 |
| | Porcs/Varkens classe III | 4944,0 | 5000,0 | 5124,0 | 5139,0 | 5095,0 | 5003,0 | 5095,0 | 5194,0 | 5296,0 | 5485,0 | 5588,0 | 5493,0 |
| | Porcs/Varkens classe IV | 4788,0 | 4850,0 | 4892,0 | 4900,0 | 4838,0 | 4692,0 | 4805,0 | 4900,0 | 5000,0 | 5200,0 | 5400,0 | 5200,0 |
| DANMARK | | | | | | | | | | | | | |
| KØBENHAVN | Svin Klasse E | 1148,00 | 1168,00 | 1168,00 | 1168,00 | 1195,00 | 1195,00 | 1195,00 | 1195,00 | 1190,00 | 1202,00 | 1202,00 | 1202,00 |
| | Svin Klasse I | 1092,00 | 1112,00 | 1112,00 | 1112,00 | 1123,00 | 1123,00 | 1123,00 | 1123,00 | 1129,00 | 1151,00 | 1151,00 | 1151,00 |
| | Svin Klasse II | 1026,00 | 1046,00 | 1046,00 | 1046,00 | 1044,00 | 1044,00 | 1044,00 | 1044,00 | 1064,00 | 1094,00 | 1094,00 | 1094,00 |
| | Svin Klasse III | 979,00 | 999,00 | 999,00 | 999,00 | 997,00 | 997,00 | 997,00 | 997,00 | 1017,00 | 1047,00 | 1047,00 | 1047,00 |
| | Svin Klasse IV | - | - | - | - | - | - | - | - | - | - | - | - |
| BR DEUTSCHLAND | | | | | | | | | | | | | |
| Ø 12 . MÄRKTE | Schweine Handelsklasse E | 401,00 | 401,00 | 404,00 | 402,00 | 402,00 | 403,00 | 408,00 | 412,00 | 417,00 | 421,00 | 427,00 | 431,00 |
| | Schweine Handelsklasse I | 371,00 | 374,00 | 376,00 | 372,00 | 373,00 | 376,00 | 381,00 | 386,00 | 389,00 | 391,00 | 400,00 | 402,00 |
| | Schweine Handelsklasse II | 345,75 | 347,50 | 348,67 | 346,75 | 345,75 | 348,50 | 351,83 | 357,08 | 361,00 | 363,17 | 371,33 | 375,17 |
| | Schweine Handelsklasse III | 311,00 | 315,00 | 316,00 | 313,00 | 312,00 | 316,00 | 320,00 | 325,00 | 329,00 | 330,00 | 340,00 | 343,00 |
| | Schweine Handelsklasse IV | 267,00 | 266,00 | 269,00 | 269,00 | 266,00 | 270,00 | 268,00 | 273,00 | 276,00 | 275,00 | 279,00 | 281,00 |
| FRANCE | | | | | | | | | | | | | |
| Ø 8 MARCHES | Porcs classe E | - | - | - | - | - | - | - | - | - | - | - | - |
| | Porcs classe I | - | - | - | - | - | - | - | - | - | - | - | - |
| | Porcs classe II | 809,50 | 820,00 | 832,88 | 841,63 | 842,50 | 842,25 | 847,88 | 856,88 | 869,88 | 887,00 | 911,63 | 917,75 |
| | Porcs classe III | 773,75 | 783,75 | 796,13 | 804,88 | 804,50 | 805,25 | 811,63 | 820,75 | 833,88 | 850,63 | 875,13 | 880,63 |
| | Porcs classe IV | - | - | - | - | - | - | - | - | - | - | - | - |
| IRELAND | | | | | | | | | | | | | |
| Ø 5 MARKETS | Pigs class E | . | . | . | . | . | . | . | . | . | . | . | . |
| | Pigs class I | . | . | . | . | . | . | . | . | . | . | . | . |
| | Pigs class II | 89,438 | 90,190 | 92,468 | 92,470 | 94,928 | 101,018 | 102,450 | 104,288 | 105,762 | 106,248 | 106,248 | 105,408 |
| | Pigs class III | . | . | . | . | . | . | . | . | . | . | . | . |
| | Pigs class IV | . | . | . | . | . | . | . | . | . | . | . | . |

**PRISER KONSTATERT PÅ HJEMMEMARKEDET
PREISE FESTGESTELLT AUF DEM INLÄNDISCHEN MARKT
PRICES RECORDED ON THE INTERNAL MARKET
PRIX CONSTATES SUR LE MARCHÉ INTERIEUR
PREZZI CONSTATATI SUL MERCATO NAZIONALE
PRIJZEN WAARGENOMEN OP DE BINNENLANDSE MARKT**

**SVINEKØD
SCHWEINEFLEISCH
PIGMEAT
VIANDE PORCINE
CARNE SUINA
VARKENSVLEES**

MN/100 kg PAB

| Markeder Märkte Markets Marchés Mercati Markten | Beskrivelse Beschreibung Description Description Descrizione Omschrijving | 1981 | | | | | | | | | | | |
|--|--|---------|---------|---------|---------|---------|---------|---------|-----|-----|-----|-----|-----|
| | | JAN | FEB | MAR | APR | MAI | JUN | JUL | AUG | SEP | OCT | NOV | DEC |
| ITALIA | | | | | | | | | | | | | |
| Ø 7 MERCATI | Suini classe I | - | - | - | - | - | - | - | - | - | - | - | - |
| | Suini classe II | 185,598 | 182,163 | 172,885 | 173,179 | 169,680 | 164,910 | 173,431 | | | | | |
| | Suini classe III | - | - | - | - | - | - | - | - | - | - | - | - |
| LUXEMBOURG | | | | | | | | | | | | | |
| Ø 2 MARCHES | Porcs classe E | 7154,8 | 7089,3 | 7108,9 | 7083,3 | 7000,0 | 7018,3 | 7338,7 | | | | | |
| | Porcs classe I | 6961,3 | 6943,8 | 6935,5 | 6894,2 | 6883,1 | 6932,5 | 7197,6 | | | | | |
| | Porcs classe II | 6430,6 | 6376,8 | 6371,0 | 6338,3 | 6334,7 | 6359,2 | 6522,6 | | | | | |
| | Porcs classe III | 5879,0 | 5933,9 | 5909,7 | 5897,5 | 5900,0 | 5915,0 | 6119,4 | | | | | |
| | Porcs classe IV | 5600,0 | 5700,0 | 5600,0 | - | - | - | - | | | | | |
| NEDERLAND | | | | | | | | | | | | | |
| Ø 4 MARKTEN | Varkens klasse E | 374,88 | 373,87 | 381,56 | 372,65 | 373,19 | 381,31 | 398,19 | | | | | |
| | Varkens klasse I | 360,54 | 359,52 | 367,25 | 358,40 | 358,94 | 366,98 | 384,82 | | | | | |
| | Varkens klasse II | 353,73 | 352,72 | 360,41 | 351,60 | 352,09 | 360,10 | 376,98 | | | | | |
| | Varkens klasse III | 338,26 | 337,73 | 345,02 | 336,11 | 336,61 | 345,17 | 361,60 | | | | | |
| | Varkens klasse IV | 325,93 | 324,91 | 332,63 | 323,08 | 323,87 | 322,38 | 349,24 | | | | | |
| UNITED KINGDOM | | | | | | | | | | | | | |
| Ø 5 REGIONS | Pigs class E | - | - | - | - | - | - | - | - | - | - | - | - |
| | Pigs class I | 90,096 | 88,698 | 90,488 | 93,159 | 95,925 | 98,983 | 98,455 | | | | | |
| | Pigs class II | 84,682 | 83,471 | 84,839 | 87,637 | 90,324 | 93,361 | 93,249 | | | | | |
| | Pigs class III | 76,354 | 76,070 | 76,959 | 79,117 | 81,397 | 84,203 | 85,690 | | | | | |
| | Pigs class IV | 70,512 | 71,451 | 71,824 | 73,689 | 75,572 | 77,637 | 80,212 | | | | | |

**PRISER KONSTATETERET PÅ HJEMMEMARKEDET
 PREISE FESTGESTELLT AUF DEM INLÄNDISCHEN MARKT
 PRICES RECORDED ON THE INTERNAL MARKET
 PRIX CONSTATES SUR LE MARCHÉ INTERIEUR
 PREZZI CONSTATATI SUL MERCATO NAZIONALE
 PRIJZEN WAARGENOMEN OP DE BINNENLANDSE MARKT**

**SVINEKØD
 SCHWEINEFLEISCH
 PIGMEAT
 VIANDE PORCINE
 CARNE SUINA
 VARKENSVLEES**

MN/100 kg PAB

| Markeder Märkte Markets Marchés Mercati Markten | Beskrivelse Beschreibung Description Descrizione Omschrijving | 1981 | | | | | | | | | | | |
|--|---|---------|---------|---------|---------|---------|---------|---------|---------|---------|---------|---------|---------|
| | | MAY | | | | | JUN | | | | JUL | | |
| | | 27-3 | 4-10 | 11-17 | 18-24 | 25-31 | 1-7 | 8-14 | 15-21 | 22-28 | 29-5 | 6-12 | 13-19 |
| ITALIA | | | | | | | | | | | | | |
| Ø 7 MERCATI | Suini classe I | - | - | - | - | - | - | - | - | - | - | - | - |
| | Suini classe II | 169,429 | 167,414 | 168,529 | 171,871 | 171,014 | 168,629 | 166,600 | 162,571 | 161,500 | 167,314 | 175,757 | 175,757 |
| | Suini classe III | - | - | - | - | - | - | - | - | - | - | - | - |
| LUXEMBOURG | | | | | | | | | | | | | |
| Ø 2 MARCHES | Porcs classe E | 7000,0 | 7000,0 | 7000,0 | 7000,0 | 7000,0 | 7000,0 | 7000,0 | 7050,0 | 7000,0 | 7100,0 | 7200,0 | 7200,0 |
| | Porcs classe I | 6900,0 | 6850,0 | 6850,0 | 6925,0 | 6900,0 | 6900,0 | 6950,0 | 6950,0 | 6950,0 | 6950,0 | 7050,0 | 7175,0 |
| | Porcs classe II | 6250,0 | 6350,0 | 6400,0 | 6300,0 | 6325,0 | 6350,0 | 6350,0 | 6325,0 | 6400,0 | 6400,0 | 6500,0 | 6500,0 |
| | Porcs classe III | 5900,0 | 5700,0 | 5900,0 | 6050,0 | 5950,0 | 5800,0 | 5950,0 | 5900,0 | 6000,0 | 5950,0 | 6000,0 | 6150,0 |
| | Porcs classe IV | - | - | - | - | - | - | - | - | - | - | - | - |
| NEDERLAND | | | | | | | | | | | | | |
| Ø 4 MARKTEN | Varkens klasse E | 370,13 | 370,13 | 372,93 | 375,50 | 375,50 | 375,50 | 375,50 | 375,50 | 381,03 | 390,55 | 395,80 | 401,08 |
| | Varkens klasse I | 355,95 | 355,95 | 358,75 | 361,18 | 361,18 | 361,18 | 361,18 | 366,68 | 376,23 | 376,23 | 381,50 | 386,73 |
| | Varkens klasse II | 349,13 | 349,13 | 351,78 | 354,38 | 354,38 | 354,38 | 354,38 | 359,88 | 369,18 | 369,18 | 374,63 | 379,90 |
| | Varkens klasse III | 333,63 | 333,63 | 336,28 | 338,90 | 338,90 | 338,90 | 338,90 | 344,38 | 355,53 | 355,53 | 358,98 | 363,70 |
| | Varkens klasse IV | 320,15 | 320,15 | 323,75 | 326,58 | 326,58 | 326,58 | 326,58 | 332,08 | 341,63 | 341,63 | 346,85 | 352,13 |
| UNITED KINGDOM | | | | | | | | | | | | | |
| Ø 5 REGIONS | Pigs class E | - | - | - | - | - | - | - | - | - | - | - | - |
| | Pigs class I | 93,690 | 94,710 | 95,590 | 96,950 | 97,410 | 97,840 | 98,210 | 99,500 | 100,080 | 100,040 | 99,820 | 98,910 |
| | Pigs class II | 88,470 | 89,520 | 90,280 | 91,390 | 90,900 | 91,510 | 92,380 | 94,060 | 95,010 | 95,060 | 94,850 | 93,800 |
| | Pigs class III | 79,860 | 80,870 | 81,370 | 82,040 | 81,950 | 82,550 | 82,890 | 84,600 | 86,100 | 86,550 | 86,280 | 85,990 |
| | Pigs class IV | 74,910 | 74,670 | 75,600 | 75,550 | 76,750 | 76,500 | 76,670 | 76,660 | 80,100 | 79,800 | 79,980 | 80,220 |

**REFERENCKVALITET
REFERENZQUALITÄT
REFERENCE QUALITY
QUALITE DE REFERENCE
QUALITA DI RIFERIMENTO
REFERENTIEKWALITEIT**

**Markedspriser
Marktpreise
Market prices
Prix de marché
Prezzi di mercato
Marktprijzen**

**SVINEKØD
SCHWEINEFLEISCH
PIGMEAT
VIANDE PORCINE
CARNE SUINA
VARKENSVLEES**

100 kg/PAB

| Markeder Märkte Märkets Marchés Mercati Markten | Beskrivelse Beschreibung Description Description Descrizione Omschrijving | 1981 | | | | | | | | | | | | |
|--|--|------|---------|---------|---------|---------|---------|---------|-----|-----|-----|-----|-----|--|
| | | JAN | FEB | MAR | APR | MAI | JUN | JUL | AUG | SEP | OCT | NOV | DEC | |
| BELGIQUE - BELGIE | | | | | | | | | | | | | | |
| Ø ANDERLECHT + 5 MARCHES MARKTEN | Porcs classe II Varkens klasse II | BFR | 5707,6 | 5731,6 | 5735,4 | 5489,4 | 5614,2 | 5722,8 | | | | | | |
| | | ECU | 140,863 | 141,453 | 141,547 | 134,707 | 137,609 | 140,270 | | | | | | |
| DANMARK | | | | | | | | | | | | | | |
| KØBENHAVN | Svin Klasse II | DKR | 963,71 | 980,00 | 982,65 | 1014,87 | 1043,61 | 1052,00 | | | | | | |
| | | ECU | 124,778 | 127,163 | 127,230 | 128,685 | 131,783 | 132,842 | | | | | | |
| BR DEUTSCHLAND | | | | | | | | | | | | | | |
| Ø 14 MÄRKTE | Schweine Klasse II | DM | 360,06 | 356,56 | 359,08 | 347,48 | 347,03 | 355,17 | | | | | | |
| | | ECU | 130,847 | 129,597 | 130,490 | 126,276 | 126,112 | 129,072 | | | | | | |
| FRANCE | | | | | | | | | | | | | | |
| Ø 8 MARCHES | Porcs classe II | FF | 810,31 | 807,12 | 812,42 | 808,01 | 831,86 | 856,41 | | | | | | |
| | | ECU | 138,586 | 134,236 | 138,947 | 135,343 | 138,752 | 142,847 | | | | | | |
| IRELAND | | | | | | | | | | | | | | |
| Ø 5 MARKETS | Pigs class II | IRL | 83,136 | 84,355 | 85,653 | 87,068 | 92,216 | 103,571 | | | | | | |
| | | ECU | 126,102 | 127,952 | 129,920 | 127,904 | 134,594 | 151,167 | | | | | | |
| ITALIA | | | | | | | | | | | | | | |
| Ø 7 MERCATI | Suini classe II | LIT | 185,598 | 182,163 | 172,885 | 173,179 | 169,680 | 164,991 | | | | | | |
| | | ECU | 160,303 | 157,337 | 149,323 | 142,511 | 138,289 | 134,467 | | | | | | |
| LUXEMBOURG | | | | | | | | | | | | | | |
| Ø 2 MARCHES | Porcs classe II | LFR | 6430,6 | 6376,8 | 6371,0 | 6338,3 | 6334,7 | 6359,2 | | | | | | |
| | | ECU | 158,706 | 157,377 | 157,233 | 155,535 | 155,267 | 155,867 | | | | | | |
| NEDERLAND | | | | | | | | | | | | | | |
| Ø 4 MARKTEN | Varkens Klasse II | HFL | 353,73 | 352,72 | 360,41 | 351,60 | 352,10 | 360,10 | | | | | | |
| | | ECU | 126,607 | 126,245 | 128,998 | 125,130 | 125,160 | 128,006 | | | | | | |
| UNITED KINGDOM | | | | | | | | | | | | | | |
| Ø 5 REGIONS | Pigs class II | UKL | 84,682 | 83,471 | 84,839 | 87,637 | 90,324 | 93,361 | | | | | | |
| | | ECU | 136,880 | 134,924 | 137,135 | 141,657 | 146,000 | 150,910 | | | | | | |

**REFERENCEKVALITET
REFERENZQUALITÄT
REFERENCE QUALITY
QUALITE DE REFERENCE
QUALITA DI RIFERIMENTO
REFERENTIEKWALITEIT**

**Markedspriser
Marktpreise
Market prices
Prix de marché
Prezzi di mercato
Marktprijzen**

**SVINEKØD
SCHWEINEFLEISCH
PIGMEAT
VIANDE PORCINE
CARNE SUINA
VARKENSVLEES**

100 kg/PAB

| Markeder Märkte Markets Marchés Mercati Markten | Beskrivelse Beschreibung Description Descrizione Omschrijving | 1981 | | | | | | | | | | | | |
|---|---|---------|---------|---------|---------|---------|---------|---------|---------|---------|---------|---------|---------|---------|
| | | MAI | | | | | JUN | | | | JUL | | | |
| | | 27 - 31 | 4 - 10 | 11 - 17 | 18 - 24 | 25 - 31 | 1 - 7 | 8 - 14 | 15 - 21 | 22 - 28 | 29 - 5 | 6 - 12 | 13 - 19 | |
| BELGIQUE - BELGIE | | | | | | | | | | | | | | |
| Ø ANDERLECHT + 5 MARCHES MARKTEN | Porcs classe II Varkens klasse II | BFR | 5477,5 | 5545,0 | 5637,5 | 5685,5 | 5647,5 | 5608,0 | 5645,0 | 5732,5 | 5830,0 | 5988,0 | 6084,5 | 6083,0 |
| | | ECU | 134,257 | 135,912 | 138,179 | 139,356 | 138,424 | 137,456 | 138,363 | 140,508 | 142,897 | 146,770 | 149,135 | 149,099 |
| DANMARK | | | | | | | | | | | | | | |
| KØBENHAVN | Svin Klasse II | DKR | 1026,00 | 1046,00 | 1046,00 | 1046,00 | 1044,00 | 1044,00 | 1044,00 | 1044,00 | 1064,00 | 1094,00 | 1094,00 | 1094,00 |
| | | ECU | 129,559 | 132,085 | 132,085 | 132,085 | 131,832 | 131,832 | 131,832 | 131,832 | 134,358 | 138,146 | 138,146 | 138,146 |
| BR DEUTSCHLAND | | | | | | | | | | | | | | |
| Ø 14 MÄRKTE | Schweine Klasse II | DM | 345,75 | 347,50 | 348,67 | 346,75 | 345,75 | 348,50 | 351,83 | 357,08 | 361,00 | 363,17 | 371,33 | 375,17 |
| | | ECU | 125,647 | 126,283 | 126,708 | 126,011 | 125,647 | 126,647 | 127,857 | 129,765 | 131,189 | 131,978 | 134,943 | 136,339 |
| FRANCE | | | | | | | | | | | | | | |
| Ø 8 MARCHES | Porcs classe II | FF | 809,50 | 820,00 | 832,88 | 841,63 | 842,50 | 842,25 | 847,88 | 856,88 | 869,88 | 887,00 | 911,63 | 917,75 |
| | | ECU | 135,023 | 136,774 | 138,923 | 140,382 | 140,527 | 140,486 | 141,425 | 142,926 | 145,094 | 147,950 | 152,058 | 153,079 |
| IRELAND | | | | | | | | | | | | | | |
| Ø 5 MARKETS | Pigs class II | IRL | 89,438 | 90,190 | 92,468 | 92,470 | 94,928 | 101,018 | 102,450 | 104,288 | 105,762 | 106,248 | 106,248 | 105,408 |
| | | ECU | 130,539 | 131,637 | 134,962 | 134,965 | 138,552 | 147,441 | 149,531 | 152,214 | 154,365 | 155,074 | 155,074 | 153,848 |
| ITALIA | | | | | | | | | | | | | | |
| Ø 7 MERCATI | Suni classe II | LIT | 169,429 | 167,414 | 168,529 | 171,871 | 171,015 | 168,629 | 166,600 | 162,571 | 161,500 | 167,314 | 175,757 | 175,757 |
| | | ECU | 138,084 | 136,442 | 137,350 | 140,074 | 139,376 | 137,432 | 135,778 | 132,495 | 131,622 | 136,360 | 143,241 | 143,241 |
| LUXEMBOURG | | | | | | | | | | | | | | |
| Ø 2 MARCHES | Porcs classe II | LFR | 6250,0 | 6350,0 | 6400,0 | 6300,0 | 6325,0 | 6350,0 | 6350,0 | 6325,0 | 6400,0 | 6400,0 | 6500,0 | 6500,0 |
| | | ECU | 153,192 | 155,643 | 156,868 | 154,417 | 155,030 | 155,643 | 155,643 | 155,030 | 156,868 | 156,868 | 159,320 | 159,320 |
| NEDERLAND | | | | | | | | | | | | | | |
| Ø 4 MARKTEN | Varkens Klasse II | HFL | 349,13 | 349,13 | 351,78 | 354,38 | 354,38 | 354,38 | 354,38 | 359,88 | 369,18 | 369,18 | 374,63 | 379,90 |
| | | ECU | 124,105 | 124,105 | 125,047 | 125,971 | 125,971 | 125,971 | 125,971 | 127,927 | 131,232 | 131,232 | 133,170 | 135,043 |
| UNITED KINGDOM | | | | | | | | | | | | | | |
| Ø 5 REGIONS | Pigs class II | UKL | 88,470 | 89,520 | 90,280 | 91,390 | 90,900 | 91,510 | 92,380 | 94,060 | 95,010 | 95,060 | 94,850 | 93,800 |
| | | ECU | 143,004 | 144,701 | 145,929 | 147,724 | 146,932 | 147,918 | 149,324 | 152,040 | 153,575 | 153,656 | 153,316 | 151,619 |

Udvikling for suinekøds priser⁽¹⁾
i EF landene

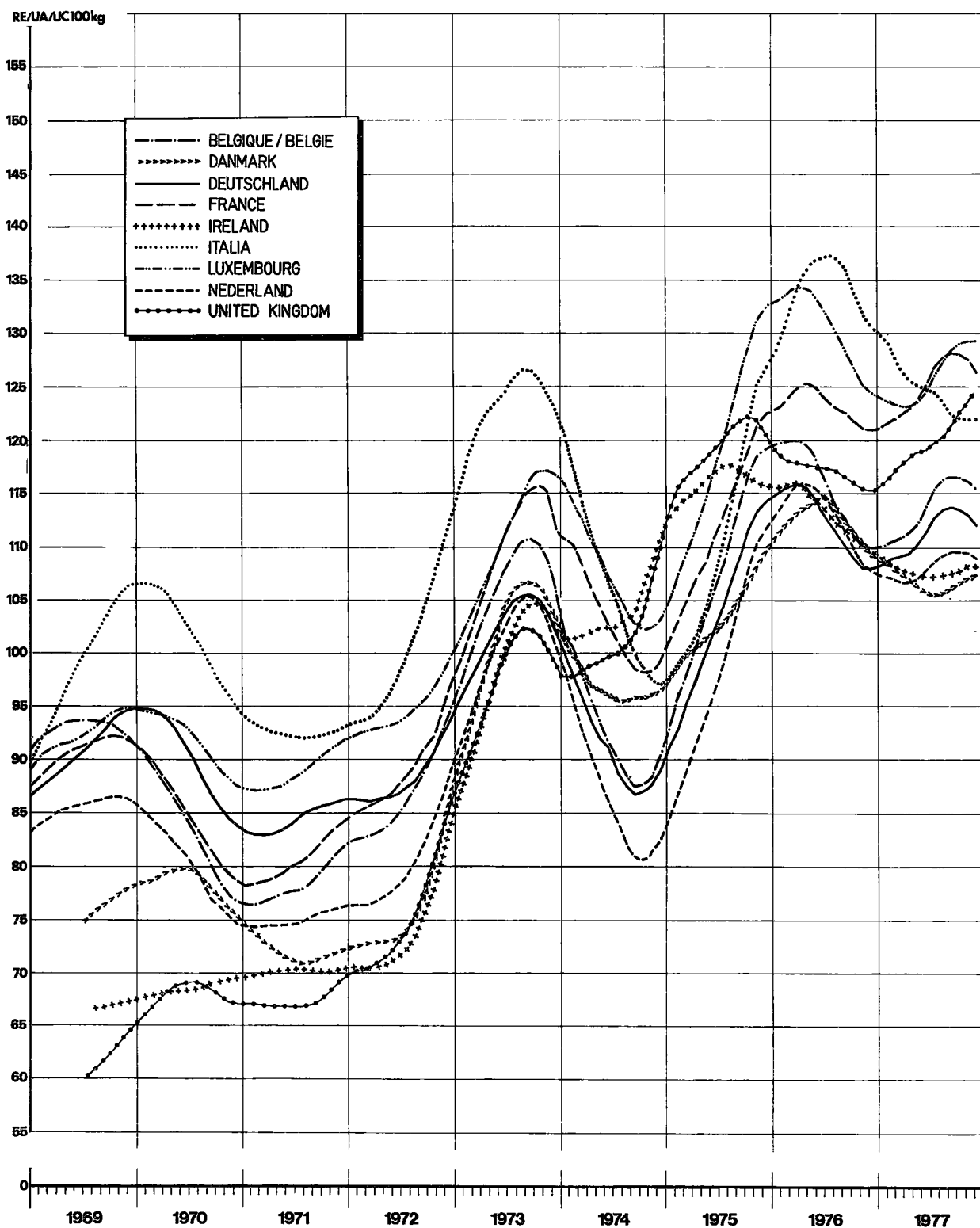
Glidende 12 månedsgen nemsnitspris⁽²⁾
(RE/100 kg slagtevægt)

Entwicklung der Schweinepreise⁽¹⁾
in den Ländern der EG

Gleitende 12 Monatsdurchschnitte⁽²⁾
(RE/100 kg Schlachtgewicht)

Evolution des prix des porcs⁽¹⁾
dans les pays de la CE

Moyennes mobiles de 12 mois⁽²⁾
(UC/100 kg poids abattu)



(1) Prisen for reference kvaliteten - Preise der Referenzqualität - Prix de la qualité de référence

(2) Beregnet efter omregning af original priserne i RE for den hver måned gyldige væksel kurs
Berechnet nach Umrechnung der Originalpreise in RE zu den in den einzelnen Monaten jeweils gültigen Wechselkursen
Calculées après conversion des prix originaux en UC au cours de change valable dans chacun des mois en question

**Evoluzione dei prezzi dei suini⁽¹⁾
nei paesi della CE**

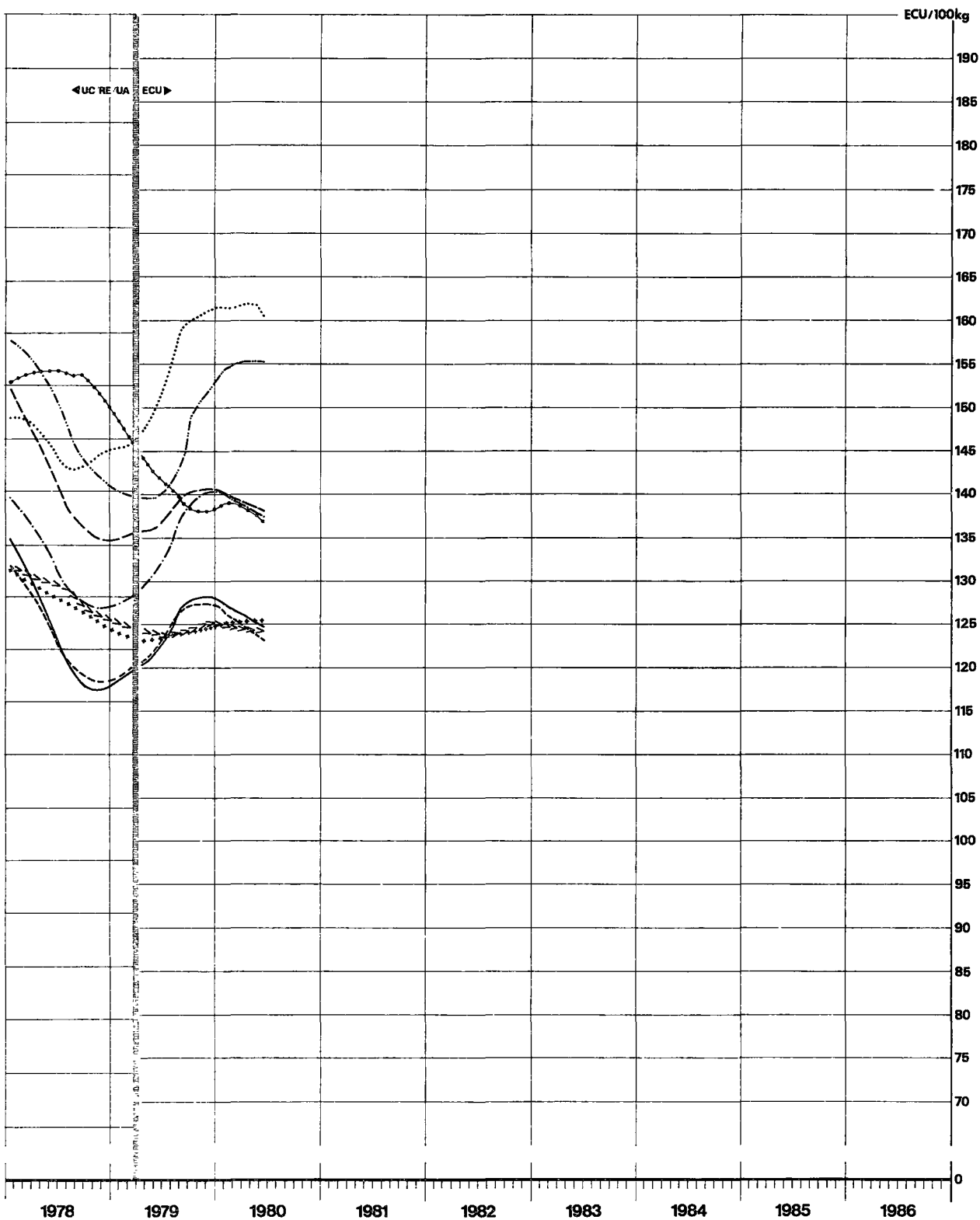
Medie mobili di 12 mesi⁽²⁾
(UC/100kg peso morto)

**Ontwikkeling van de varkensprijzen⁽¹⁾
in de landen van de EG**

12 maandelijks voortschrijdende gemiddelden⁽²⁾
(RE/100kg geslacht gewicht)

**Evolution of pork prices⁽¹⁾
in EC countries**

Sliding averages over 12 months⁽²⁾
(UA/100kg slaughtered weight)



⁽¹⁾ Prezzi della qualità di riferimento - Prijzen van de referentekwaliteit - Prices for the reference quality

⁽²⁾ Calcolate dopo conversione in UC dei prezzi originali in base al tasso di cambio in vigore in ciascun mese
Berekend na omrekening van de originele prijzen in RE tegen de in de afzonderlijke maanden geldende wisselkoersen
Calculated following conversion of the original prices into UA at the exchange rate valid for each of the months in question

SLAGTEDE SVIN

GESCHLACHTETE SCHWEINE

PIG CARCASSES

PORCS ABATTUS

SUINI MACELLATI

GESLACHTE VARKENS

Markedspriser og
slusepriser

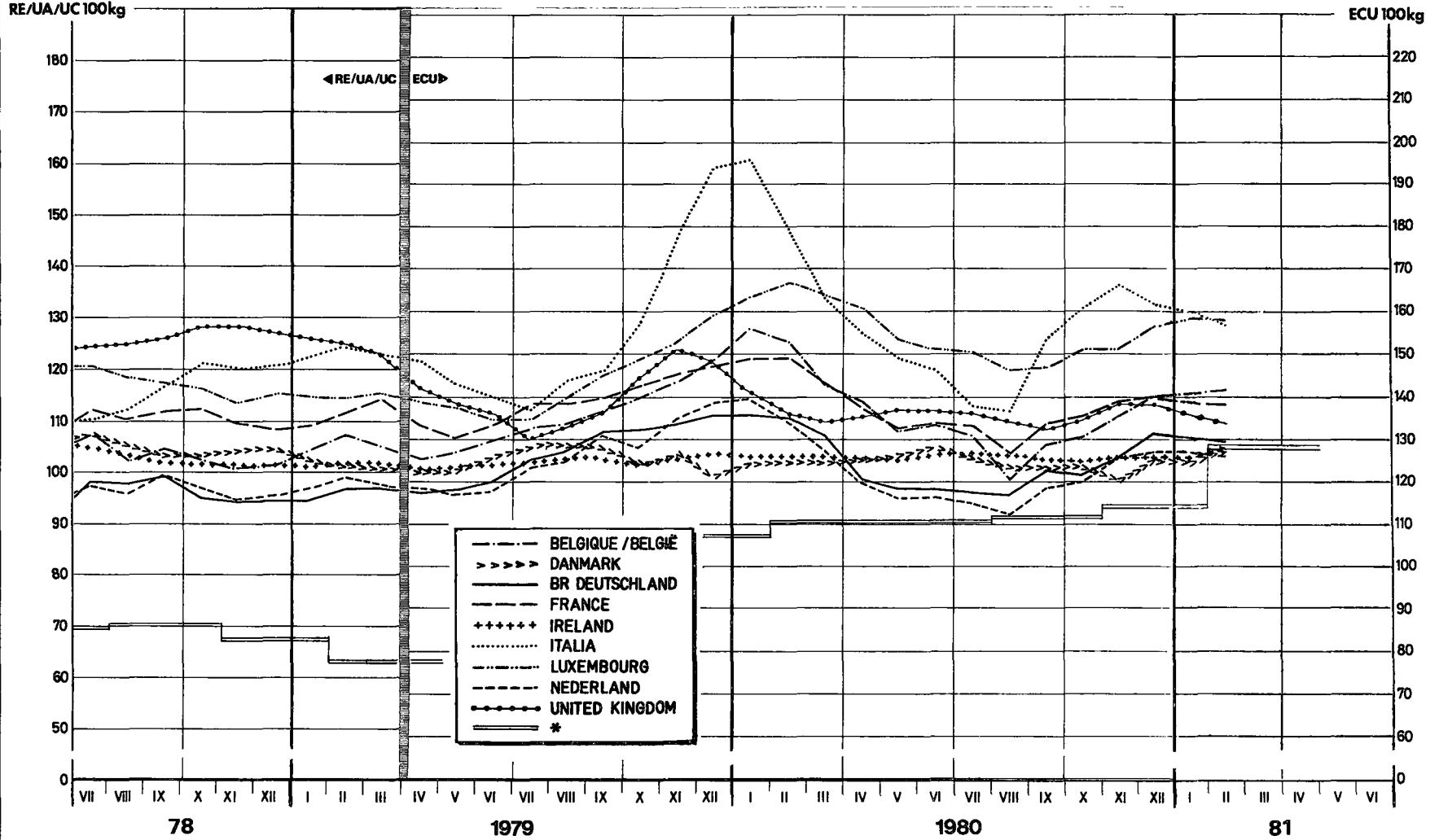
Marktpreise und
Einschleungspreis

Market prices and
sluice gate prices

Prix de marché et
prix d'éluse

Prezzi di mercato e
prezzi limite

Marktprijzen en
sluisprijzen



*Slusepriser over for tredjelande / Einschleungspreis gegenüber Drittländern / Sluice gate prices against third countries / Prix d'éluse envers les pays tiers
Prezzi limite verso paesi terzi / Sluisprijzen tegenover derde landen

**PRISER KONSTATERT PÅ HJEMMEMARKEDET
PREISE FESTGESTELLT AUF DEM INLÄNDISCHEN MARKT
PRICES RECORDED ON THE INTERNAL MARKET
PRIX CONSTATÉS SUR LE MARCHÉ INTÉRIEUR
PREZZI CONSTATATI SUL MERCATO NAZIONALE
PRIJZEN WAARGENOMEN OP DE BINNENLANDSE MARKT**

**SVINEKØD
SCHWEINEFLEISCH
PIGMEAT
VIANDE PORCINE
CARNE SUINA
VARKENSVLEES**

MN/kg

| Markeder Märkte Markets Marchés Mercati Markten | Ledeprodukter Leiterzeugnisse Pilot products Produits pilotes Prodotti pilota Pilotprodukten | 1981 | | | | | | | | | | | |
|--|---|-------|-------|-------|-------|-------|-------|-----|-----|-----|-----|-----|-----|
| | | JAN | FEB | MAR | APR | MAI | JUN | JUL | AUG | SEP | OCT | NOV | DEC |
| BELGIQUE - BELGIE | | | | | | | | | | | | | |
| ANDERLECHT | Jambons/Hammen | 81,2 | 83,3 | 83,1 | 81,8 | 83,6 | 86,0 | | | | | | |
| | Longes/Karbonadestrengen | 95,6 | 92,8 | 94,4 | 94,2 | 96,9 | 100,4 | | | | | | |
| | Epaules/Schouders | 62,0 | 62,7 | 62,5 | 61,4 | 63,3 | 64,1 | | | | | | |
| | Lard de poitrine/Buikspek | 51,2 | 51,5 | 52,3 | 50,6 | 49,1 | 49,2 | | | | | | |
| | Lard frais/Spek, vers | 19,0 | 20,1 | 19,7 | 18,4 | 18,8 | 18,9 | | | | | | |
| DANMARK | | | | | | | | | | | | | |
| KØBENHAVN | Skinker | 13,34 | 13,30 | 13,89 | 13,73 | 14,6 | 14,52 | | | | | | |
| | Kam (karbonade) | 22,23 | 23,34 | 24,02 | 24,57 | 24,66 | 23,30 | | | | | | |
| | Bov | 10,48 | 10,84 | 11,28 | 11,53 | 11,50 | 11,40 | | | | | | |
| | Brystflæsk | 12,00 | 12,00 | 12,86 | 13,07 | 13,27 | 12,15 | | | | | | |
| | Svinespæk, fersk | 3,26 | 3,69 | 4,08 | 4,40 | 4,36 | 3,94 | | | | | | |
| BR DEUTSCHLAND | | | | | | | | | | | | | |
| Ø 2 MARKTE | Schinken | 5,26 | 5,16 | 5,24 | 5,23 | 5,21 | 5,28 | | | | | | |
| | Kotelettstränge | 7,10 | 6,82 | 6,88 | 6,93 | 7,09 | 7,25 | | | | | | |
| | Schultern | 4,34 | 4,19 | 4,30 | 4,19 | 4,16 | 4,22 | | | | | | |
| | Bäuche und Bauchspeck | 3,50 | 3,54 | 3,56 | 3,45 | 3,26 | 3,22 | | | | | | |
| | Speck, frisch | 0,97 | 0,97 | 0,99 | 0,99 | 0,95 | 0,89 | | | | | | |
| FRANCE | | | | | | | | | | | | | |
| PARIS - RUNGIS | Jambon | 11,02 | 10,89 | 10,92 | 10,85 | 11,42 | 11,65 | | | | | | |
| | Longes | 13,91 | 13,69 | 13,67 | 13,78 | 14,79 | 15,77 | | | | | | |
| | Epaules | 5,61 | 5,86 | 6,17 | 6,08 | 5,82 | 6,07 | | | | | | |
| | Poitrines (entrelardées) | 7,78 | 7,82 | 7,76 | 7,39 | 6,33 | 7,05 | | | | | | |
| | Lard, frais | 1,75 | 1,40 | 1,56 | 2,06 | 2,01 | 1,75 | | | | | | |
| IRELAND | | | | | | | | | | | | | |
| DUBLIN | Hams | - | - | - | - | - | - | | | | | | |
| | Loins | - | - | - | - | - | - | | | | | | |
| | Shoulders | - | - | - | - | - | - | | | | | | |
| | Bellies (streaky) | - | - | - | - | - | - | | | | | | |
| | Pig fat (fresh) | - | - | - | - | - | - | | | | | | |

**PRISER KONSTATERT PÅ HJEMMEMARKEDET
PREISE FESTGESTELLT AUF DEM INLÄNDISCHEN MARKT
PRICES RECORDED ON THE INTERNAL MARKET
PRIX CONSTATÉS SUR LE MARCHÉ INTÉRIEUR
PREZZI CONSTATATI SUL MERCATO NAZIONALE
PRIJZEN WAARGENOMEN OP DE BINNENLANDSE MARKT**

**SVINEKØD
SCHWEINEFLEISCH
PIGMEAT
VIANDE PORCINE
CARNE SUINA
VARKENSVLEES**

MN/kg

| Markeder Märkte Markets Marchés Mercati Markten | Ledeprodukter Leiterzeugnisse Pilot products Produits pilotes Prodotti pilota Pilotprodukten | 1981 | | | | | | | | | | | |
|--|---|---------|--------|---------|---------|---------|-------|--------|---------|---------|--------|--------|---------|
| | | MAI | | | | | JUN | | | | JUL | | |
| | | 27 - 31 | 4 - 10 | 11 - 17 | 18 - 24 | 25 - 31 | 1 - 7 | 8 - 14 | 15 - 21 | 22 - 28 | 29 - 5 | 6 - 12 | 13 - 19 |
| BELGIQUE - BELGIE | | | | | | | | | | | | | |
| ANDERLECHT | Jambons/Hammen | 82,5 | 83,0 | 84,0 | 84,0 | 84,0 | 84,5 | 86,0 | 86,5 | 86,5 | 87,5 | 89,0 | 89,0 |
| | Longes/Karbonadestrogen | 95,5 | 96,5 | 98,0 | 96,5 | 97,0 | 97,5 | 99,0 | 102,0 | 102,0 | 104,0 | 105,5 | 105,5 |
| | Epaules/Schouders | 61,5 | 62,5 | 64,0 | 64,0 | 63,5 | 63,0 | 63,0 | 63,5 | 66,0 | 66,5 | 67,0 | 67,0 |
| | Lard de poitrine/Buikspek | 50,5 | 49,0 | 49,0 | 49,0 | 49,0 | 48,5 | 48,5 | 49,5 | 50,0 | 50,5 | 52,0 | 52,0 |
| | Lard frais/Spek, vers | 18,5 | 18,5 | 19,0 | 19,0 | 19,0 | 18,5 | 19,0 | 19,0 | 19,0 | 19,5 | 19,5 | 19,5 |
| DANMARK | | | | | | | | | | | | | |
| KØBENHAVN | Skinker | 13,90 | 14,20 | 13,90 | 14,10 | 14,10 | 14,10 | 14,30 | 14,60 | 14,90 | 15,10 | 15,60 | 15,60 |
| | Kam (karbonade) | 25,00 | 25,00 | 25,00 | 24,50 | 24,00 | 23,00 | 23,00 | 23,00 | 24,00 | 24,00 | 24,50 | 26,50 |
| | Bov | 11,70 | 11,70 | 11,40 | 11,40 | 11,40 | 11,40 | 11,40 | 11,40 | 11,40 | 11,40 | 11,40 | 11,70 |
| | Brystflæsk | 13,50 | 13,50 | 13,50 | 13,00 | 13,00 | 12,00 | 12,00 | 12,00 | 12,50 | 12,50 | 12,50 | 13,50 |
| | Svinespæk, fersk | 4,40 | 4,40 | 4,40 | 4,40 | 4,20 | 4,20 | 4,00 | 3,80 | 3,80 | 3,80 | 4,20 | 4,40 |
| BR DEUTSCHLAND | | | | | | | | | | | | | |
| Ø 2 MÄRKTE | Schinken | 5,24 | 5,24 | 5,23 | 5,18 | 5,19 | 5,24 | 5,25 | 5,30 | 5,32 | 5,32 | 5,41 | 5,46 |
| | Kotelettstränge | 7,05 | 7,10 | 7,10 | 7,08 | 7,09 | 7,17 | 7,21 | 7,30 | 7,30 | 7,25 | 7,30 | 7,40 |
| | Schultern | 4,18 | 4,18 | 4,16 | 4,16 | 4,15 | 4,18 | 4,17 | 4,22 | 4,31 | 4,29 | 4,38 | 4,44 |
| | Bäuche und Bauchspeck | 3,33 | 3,33 | 3,28 | 3,23 | 3,17 | 3,17 | 3,15 | 3,24 | 3,30 | 3,30 | 3,48 | 3,50 |
| | Speck, frisch | 0,98 | 0,95 | 0,95 | 0,95 | 0,95 | 0,90 | 0,90 | 0,89 | 0,89 | 0,89 | 0,89 | 0,90 |
| FRANCE | | | | | | | | | | | | | |
| PARIS - RUNGIS | Jambon | 11,40 | 11,40 | 11,40 | 11,40 | 11,50 | 11,50 | 11,40 | 11,55 | 11,80 | 12,20 | 12,55 | 12,35 |
| | Longes | 14,30 | 14,55 | 14,95 | 14,90 | 14,95 | 15,20 | 15,70 | 16,00 | 16,05 | 16,15 | 16,85 | 16,90 |
| | Epaules | 5,50 | 5,50 | 5,70 | 6,00 | 6,20 | 6,20 | 6,20 | 5,90 | 5,95 | 6,20 | 6,60 | 6,50 |
| | Poitrines (entrelardées) | 6,45 | 6,15 | 6,15 | 6,25 | 6,70 | 6,80 | 7,00 | 7,10 | 7,20 | 7,40 | 7,60 | 7,60 |
| | Lard, frais | 2,30 | 2,20 | 2,00 | 1,90 | 1,80 | 1,70 | 1,70 | 1,75 | 1,80 | 1,90 | 2,05 | 2,00 |
| IRELAND | | | | | | | | | | | | | |
| DUBLIN | Hams | - | - | - | - | - | - | - | - | - | - | - | - |
| | Loins | - | - | - | - | - | - | - | - | - | - | - | - |
| | Shoulders | - | - | - | - | - | - | - | - | - | - | - | - |
| | Bellies (streaky) | - | - | - | - | - | - | - | - | - | - | - | - |
| | Pig fat (fresh) | - | - | - | - | - | - | - | - | - | - | - | - |

**PRISER KONSTATERT PÅ HJEMMEMARKEDET
PREISE FESTGESTELLT AUF DEM INLÄNDISCHEN MARKT
PRICES RECORDED ON THE INTERNAL MARKET
PRIX CONSTATES SUR LE MARCHÉ INTERIEUR
PREZZI CONSTATATI SUL MERCATO NAZIONALE
PRIJZEN WAARGENOMEN OP DE BINNENLANDSE MARKT**

**SVINEKØD
SCHWEINEFLEISCH
PIGMEAT
VIANDE PORCINE
CARNE SUINA
VARKENSVLEES**

MN/Kg

| Markeder Märkte Markets Marchés Mercati Markten | Ledeprodukter Leiterzeugnisse Pilot products Produits pilotes Prodotti pilota Pilotprodukten | 1981 | | | | | | | | | | | |
|--|---|-------|-------|-------|-------|-------|-------|------|-----|-----|-----|-----|-----|
| | | JAN | FEB | MAR | APR | MAI | JUN | JUL | AUG | SEP | OCT | NOV | DEC |
| ITALIA | | | | | | | | | | | | | |
| MILANO | Prosciutti | 3387 | 3569 | 3379 | 3268 | 3287 | 3233 | | | | | | |
| | Lombate | 3623 | 3330 | 3325 | 3325 | 3302 | 3135 | | | | | | |
| | Spalle | 1791 | 1886 | 1827 | 1894 | 1846 | 1985 | | | | | | |
| | Pancette (ventresche) | 1524 | 1658 | 1563 | 1530 | 1445 | 1365 | | | | | | |
| | Lardo, fresco | 1288 | 1293 | 1307 | 1293 | 1293 | 1293 | | | | | | |
| LUXEMBOURG | | | | | | | | | | | | | |
| MOYENNE DU PAYS | Jambons | 101,0 | 101,0 | 101,0 | 101,0 | 97,4 | 93,5 | | | | | | |
| | Longes | 104,0 | 104,0 | 104,0 | 106,9 | 104,3 | 118,5 | | | | | | |
| | Epaules | 64,0 | 64,0 | 64,0 | 64,0 | 64,5 | 67,5 | | | | | | |
| | Poitrines (entrelardées) | 57,0 | 58,0 | 59,0 | 59,0 | 59,0 | 61,0 | | | | | | |
| | Lard, frais | 23,0 | 24,0 | 25,0 | 25,0 | 25,0 | 27,0 | | | | | | |
| NEDERLAND | | | | | | | | | | | | | |
| Ø 3 MARKTEN | Hammen | 6,39 | 6,35 | 6,41 | 6,36 | 6,46 | 6,57 | 6,77 | | | | | |
| | Karbonadstrengen | 7,74 | 7,53 | 7,66 | 7,86 | 7,89 | 8,15 | 8,36 | | | | | |
| | Schouders | 4,63 | 4,63 | 4,66 | 4,50 | 4,63 | 4,61 | 4,86 | | | | | |
| | Buiken, ook buikspek | 4,66 | 4,70 | 4,73 | 4,67 | 4,58 | 4,52 | 4,49 | | | | | |
| | Spek, vers | 1,24 | 1,25 | 1,24 | 1,15 | 1,15 | 1,15 | 1,15 | | | | | |
| UNITED KINGDOM | | | | | | | | | | | | | |
| LONDON | Hams | - | - | - | - | - | - | - | | | | | |
| | Loins | - | - | - | - | - | - | - | | | | | |
| | Shoulders | - | - | - | - | - | - | - | | | | | |
| | Bellies (streaky) | - | - | - | - | - | - | - | | | | | |
| | Pig fat (fresh) | - | - | - | - | - | - | - | | | | | |

**PRISER KONSTATETERET PÅ HJEMMEMARKEDET
PREISE FESTGESTELLT AUF DEM INLÄNDISCHEN MARKT
PRICES RECORDED ON THE INTERNAL MARKET
PRIX CONSTATÉS SUR LE MARCHÉ INTÉRIEUR
PREZZI CONSTATATI SUL MERCATO NAZIONALE
PRIJZEN WAARGENOMEN OP DE BINNENLANDSE MARKT**

**SVINEKØD
SCHWEINEFLEISCH
PIGMEAT
VIANDE PORCINE
CARNE SUINA
VARKENSVLEES**

MN/Kg

| Markeder Märkte Markets Marchés Mercati Markten | Ledeprodukter Leiterzeugnisse Pilot products Produits pilotes Prodotti pilota Pilotprodukten | 1981 | | | | | | | | | | | |
|--|---|---------|-------|--------|---------|---------|---------|-------|--------|---------|---------|--------|--------|
| | | MAI | | | | | JUN | | | | JUL | | |
| | | 27 - 31 | 1 - 4 | 5 - 10 | 11 - 17 | 18 - 24 | 25 - 31 | 1 - 7 | 8 - 14 | 15 - 21 | 22 - 28 | 29 - 5 | 6 - 12 |
| ITALIA | | | | | | | | | | | | | |
| MILANO | Prosciutti | 3250 | 3250 | 3250 | 3300 | 3360 | 3260 | 3220 | 3220 | 3220 | 3275 | 3345 | 3295 |
| | Lombate | 3325 | 3325 | 3325 | 3325 | 3225 | 3155 | 3155 | 3105 | 3105 | 3205 | 3255 | 3205 |
| | Spalle | 1805 | 1805 | 1805 | 1855 | 1935 | 1965 | 1985 | 1985 | 1985 | 2055 | 2135 | 2095 |
| | Pancette (ventresche) | 1450 | 1450 | 1450 | 1450 | 1430 | 1400 | 1350 | 1350 | 1350 | 1400 | 1425 | 1390 |
| | Lardo, fresco | 1293 | 1293 | 1293 | 1293 | 1293 | 1293 | 1293 | 1293 | 1293 | 1293 | 1293 | 1293 |
| LUXEMBOURG | | | | | | | | | | | | | |
| MOYENNE DU PAYS | Jambons | 101,0 | 97,0 | 97,0 | 97,0 | 97,0 | 93,5 | 93,5 | 93,5 | 93,5 | 93,5 | | |
| | Longes | 107,5 | 104,0 | 104,0 | 104,0 | 104,0 | 118,5 | 118,5 | 118,5 | 118,5 | 118,5 | | |
| | Epaules | 64,0 | 64,5 | 64,5 | 64,5 | 64,5 | 67,5 | 67,5 | 67,5 | 67,5 | 67,5 | | |
| | Poitrines (entrelardées) | 59,0 | 59,0 | 59,0 | 59,0 | 59,0 | 61,0 | 61,0 | 61,0 | 61,0 | 61,0 | | |
| | Lard, frais | 25,0 | 25,0 | 25,0 | 25,0 | 25,0 | 27,0 | 27,0 | 27,0 | 27,0 | 27,0 | | |
| NEDERLAND | | | | | | | | | | | | | |
| Ø 3 MARKTEN | Hammen | 6,42 | 6,50 | 6,50 | 6,42 | 6,42 | 6,48 | 6,52 | 6,58 | 6,63 | 6,78 | 6,58 | 6,83 |
| | Karbonadestrengen | 7,87 | 7,87 | 7,87 | 7,88 | 7,93 | 8,02 | 8,13 | 8,20 | 8,20 | 8,35 | 8,35 | 8,35 |
| | Schouders | 4,57 | 4,62 | 4,98 | 4,48 | 4,48 | 4,48 | 4,52 | 4,65 | 4,70 | 4,85 | 4,85 | 4,85 |
| | Buiken, ook buikspek | 4,62 | 4,62 | 4,62 | 4,50 | 4,57 | 4,57 | 4,50 | 4,50 | 4,53 | 4,45 | 4,48 | 4,48 |
| | Spek, vers | 1,15 | 1,15 | 1,15 | 1,15 | 1,15 | 1,15 | 1,15 | 1,15 | 1,15 | 1,15 | 1,15 | 1,15 |
| UNITED KINGDOM | | | | | | | | | | | | | |
| LONDON | Hams | - | - | - | - | - | - | - | - | - | - | - | - |
| | Loins | - | - | - | - | - | - | - | - | - | - | - | - |
| | Shoulders | - | - | - | - | - | - | - | - | - | - | - | - |
| | Bellies (streaky) | - | - | - | - | - | - | - | - | - | - | - | - |
| | Pig fat (fresh) | - | - | - | - | - | - | - | - | - | - | - | - |

VIII

A E G

E I E R

E G G S

O E U F S

U O V A

E I E R E N

**SLUSEPRISER
EINSCHLEUSUNGSPREISE
SLUICE-GATE PRICES
PRIX D'ÉCLUSE
PREZZI LIMITE
SLUISPRIJZEN**

**Afgifter ved indførsler fra tredjelande
Abschöpfungen bei Einfuhr aus Drittländern
Levies on import from third countries
Prélèvements à l'importation des pays tiers
Prelievi all'importazione dai paesi terzi
Heffingen bij invoer uit derde landen**

| |
|--------|
| ÆG |
| EIER |
| EGGS |
| ŒUFS |
| UOVA |
| EIEREN |

I = Slusepriser - Einschleusungspreise - Sluice-gate prices - Prix d'écluse - Prezzi limite - Sluisprijzen
II = Afgifter - Abschöpfungen - Levies - Prélèvements - Prelievi - Heffingen

ECU

| Tarifnummer Tarifnummer Tariff No N° Tariffaire N Tariffario Tarietnummer | 1981 | | | | | | | | | | |
|--|--------------------|--|--|--|------------|--|--|--|--|--|--|
| | 01-05- 31.07.81 | | | | | | | | | | |
| | A. | 1. Aeg med skal Oeufs en coquille | Schaleneier Uova in guscio | Eggs in shell Eieren in de schaal | 100 kg | | | | | | |
| 04.05 A1 b) | I | 96,14 | | | | | | | | | |
| | II | 17,98 | | | | | | | | | |
| | | 2. Rugeaeg Oeufs à couver | Bruteier Uova da cova | Eggs for hatching Broedeieren | 100 St.-p. | | | | | | |
| 04.05 A1 a) | I | 17,76 | | | | | | | | | |
| | II | 1,91 | | | | | | | | | |
| | B. | 1. Aeg uden skal Oeufs sans coquille | Eier ohne Schale Uova sgusciate | Eggs not in shell Eieren uit de schaal | 100 kg | | | | | | |
| 04.05 B1 a) 2 | I | 102,01 | | | | | | | | | |
| | II | 20,86 | | | | | | | | | |
| | | 2. Aeg uden skal (tørrede) Oeufs sans coquille (séchés) | Eier ohne Schale (getrocknet) Uova sgusciate (essicate) | Eggs not in shell (dried) Eieren uit de schaal (gedroogd) | | | | | | | |
| 04.05 B1 a) 1 | I | 386,44 | | | | | | | | | |
| | II | 81,27 | | | | | | | | | |
| | C. | 1. Aegblommer (flydende) Jaunes d'oeufs (liquides) | Eigelb (flüssig) Giallo d'uova (liquido) | Egg yolks (liquid) Eigeel (vloeibaar) | | | | | | | |
| 04.05 B1 b) 1 | I | 207,58 | | | | | | | | | |
| | II | 36,68 | | | | | | | | | |
| | | 2. Aegblommer (frosne) Jaunes d'oeufs (congelés) | Eigelb (gefroren) Giallo d'uova (congelato) | Egg yolks (frozen) Eigeel (bevoren) | | | | | | | |
| 04.05 B1 b) 2 | I | 221,26 | | | | | | | | | |
| | II | 39,20 | | | | | | | | | |
| | | 3. Aegblommer (tørrede) Jaunes d'oeufs (séchés) | Eigelb (getrocknet) Giallo d'uova (essicate) | Egg yolks (dried) Eigeel (gedroogd) | | | | | | | |
| 04.05 B1 b) 3 | I | 461,00 | | | | | | | | | |
| | II | 84,15 | | | | | | | | | |
| | D. | 1. Aegalbumin, mælkealbumin Ovoalbumine, Lactalbumine | Eieralbumin, Milchalbumin Ovoalbumina, Lactoalbumina | Ovoalbumin, Lactalbumin Ovoalbumine, Lactoalbumine | | | | | | | |
| 35.02 A11 a) 2 | I | 58,74 | | | | | | | | | |
| | II | 9,89 | | | | | | | | | |
| | | 2. Aegalbumin, mælkealbumin (tørret)-Eieralbumin, Milchalbumin (getrocknet)-Ovoalbumin, Lactalbumin (dried)-Ovoalbumine, Lactalbumine (séchés)-Ovoalbumina, Lactoalbumina (essicate)-Ovoalbumine, Lactoalbumine (gedroogd) | | | | | | | | | |
| 35.02 A11 a) 1 | I | 437,73 | | | | | | | | | |
| | II | 73,00 | | | | | | | | | |

PRISER KONSTATETERET PÅ HJEMMEMARKEDET
PREISE FESTGESTELLT AUF DEM INLÄNDISCHEN MARKT
PRICES RECORDED ON THE INTERNAL MARKET
PRIX CONSTATÉS SUR LE MARCHÉ INTÉRIEUR
PREZZI CONSTATATI SUL MERCATO NAZIONALE
PRIJZEN WAARGENOMEN OP DE BINNENLANDSE MARKT

ÆG
EIER
EGGS
ŒUFS
UOVA
EIEREN

MN

| Markeder Märkte Markets Marchés Mercati Markten | Beskrivelse Beschreibung Description Description Descrizione Omschrijving | Classe Klasse Class | 1981 | | | | | | | | | | | |
|--|---|---------------------------|-------|-------|-------|-------|-------|-------|-------|-----|-----|-----|-----|-----|
| | | | JAN | FEB | MAR | APR | MAI | JUN | JUL | AUG | SEP | OCT | NOV | DEC |
| BELGIQUE - BELGIE | | | | | | | | | | | | | | |
| <i>100 pièces - stuks</i> | | | | | | | | | | | | | | |
| KRUISHOUTEM | Prix de gros à l'achat (franco marché) Groothandelsaankoop- prijs (franco markt) | A 3 | 219,0 | 217,0 | 246,6 | 248,0 | 214,8 | 188,2 | 203,8 | | | | | |
| | | A 4 | 210,3 | 209,0 | 239,0 | 223,0 | 193,0 | 165,2 | 179,5 | | | | | |
| | | A 5 | 186,3 | 190,0 | 221,0 | 207,5 | 171,8 | 149,6 | 160,0 | | | | | |
| DANMARK | | | | | | | | | | | | | | |
| <i>kg</i> | | | | | | | | | | | | | | |
| | An engrospris | — | 9,55 | 9,70 | 9,89 | 9,95 | 9,98 | | | | | | | |
| BR DEUTSCHLAND | | | | | | | | | | | | | | |
| <i>100 Stück</i> | | | | | | | | | | | | | | |
| KÖLN | Großhandelseinkaufs- preise (frei Rheinl.- Westf. Stat.) | A 4 | 18,50 | 18,10 | 19,81 | 19,25 | 16,45 | 14,60 | 15,20 | | | | | |
| NORD- DEUTSCHLAND | Großhandelseinkaufs- preise (ab Station) | A 3 | 18,64 | 17,95 | 19,93 | 19,69 | 17,46 | 15,46 | 15,69 | | | | | |
| | | A 4 | 17,76 | 17,16 | 19,19 | 18,75 | 16,20 | 14,11 | 14,15 | | | | | |
| | | A 5 | 15,86 | 16,05 | 18,07 | 17,14 | 14,26 | 12,43 | 12,65 | | | | | |
| MÜNCHEN | Großhandelseinkaufs- preise (ab Kennzeichnungsstelle) | A 3 | 18,94 | 18,00 | 19,80 | 19,56 | 17,38 | 15,50 | 15,88 | | | | | |
| | | A 4 | 17,94 | 17,13 | 19,15 | 18,69 | 16,31 | 14,25 | 14,50 | | | | | |
| | | A 5 | 16,31 | 16,25 | 18,35 | 17,13 | 14,38 | 12,75 | 13,25 | | | | | |
| FRANKFURT | Großhandelsabgabe- preise (frei Einzelhandel) | A 3 | 19,88 | 19,29 | 20,75 | 20,86 | 18,50 | 16,60 | 16,44 | | | | | |
| | | A 4 | 18,88 | 18,29 | 19,90 | 19,78 | 17,25 | 15,45 | 15,19 | | | | | |
| | | A 5 | 17,50 | 17,29 | 19,10 | 18,41 | 15,81 | 14,00 | 13,69 | | | | | |
| FRANCE | | | | | | | | | | | | | | |
| <i>100 pièces</i> | | | | | | | | | | | | | | |
| Ø 4 REGIONS | Prix de gros à la vente (franco marché) | A 3 | 41,93 | 36,68 | 39,49 | 39,43 | 40,39 | 35,80 | 35,91 | | | | | |
| | | A 4 | 39,15 | 35,71 | 38,24 | 37,45 | 36,43 | 31,91 | 34,27 | | | | | |
| | | A 5 | 37,57 | 34,11 | 36,79 | 36,64 | 33,51 | 30,28 | 29,14 | | | | | |

PRISER KONSTATERT PÅ HJEMMEMARKEDET
PREISE FESTGESTELLT AUF DEM INLÄNDISCHEN MARKT
PRICES RECORDED ON THE INTERNAL MARKET
PRIX CONSTATES SUR LE MARCHÉ INTERIEUR
PREZZI CONSTATATI SUL MERCATO NAZIONALE
PRIJZEN WAARGENOMEN OP DE BINNENLANDSE MARKT

ÆG
 EIER
 EGGS
 CEUFS
 UOVA
 EIEREN

MN

| Markeder Märkte Marchés Mercati Markten | Beskrivelse Beschreibung Description Descrizione Omschrijving | Classe Klasse Class | 1981 | | | | | | | | | | | |
|---|---|---------------------------|--------|--------|---------|---------|---------|-------|--------|---------|---------|--------|---------------------------|---------|
| | | | MAI | | | | | JUN | | | | JUL | | |
| | | | 27 - 3 | 4 - 10 | 11 - 17 | 18 - 24 | 25 - 31 | 1 - 7 | 8 - 14 | 15 - 21 | 22 - 28 | 29 - 5 | 6 - 12 | 13 - 19 |
| BELGIQUE - BELGIE | | | | | | | | | | | | | <i>100 pièces - stuks</i> | |
| KRUISHOUTEM | Prix de gros à l'achat (franco marché) | A 3 | 237,0 | 232,0 | 220,0 | 205,0 | 202,0 | 190,0 | 178,0 | 178,0 | 185,0 | 210,0 | 210,0 | 205,0 |
| | Groothandelsaankoop- prijs (franco markt) | A 4 | 207,0 | 205,0 | 200,0 | 185,0 | 182,0 | 172,0 | 157,0 | 152,0 | 160,0 | 185,0 | 185,0 | 180,0 |
| | | A 5 | 190,0 | 180,0 | 180,0 | 165,0 | 162,0 | 155,0 | 145,0 | 138,0 | 145,0 | 165,0 | 165,0 | 160,0 |
| DANMARK | | | | | | | | | | | | | <i>kg</i> | |
| | An engrospris | - | 9,95 | 9,95 | 9,95 | 9,95 | 10,10 | 10,10 | 10,10 | 10,10 | | | | |
| BR DEUTSCHLAND | | | | | | | | | | | | | <i>100 Stück</i> | |
| KÖLN | Großhandelseinkaufs- preise (frei Rheinl.- Westf. Stat.) | A 4 | 17,00 | 17,00 | 16,50 | 15,88 | 15,88 | 14,75 | 14,50 | 14,50 | 14,63 | 15,88 | 15,38 | 14,88 |
| NORD- DEUTSCHLAND | Großhandelseinkaufs- preise (ab Station) | A 3 | 18,70 | 18,55 | 18,05 | 17,00 | 16,25 | 15,85 | 15,40 | 15,30 | 15,05 | 15,70 | 16,35 | 16,05 |
| | | A 4 | 17,55 | 17,30 | 16,70 | 15,75 | 15,05 | 14,75 | 14,25 | 13,90 | 13,50 | 14,15 | 14,75 | 14,50 |
| | | A 5 | 15,85 | 15,25 | 14,90 | 13,85 | 13,05 | 13,10 | 12,35 | 12,20 | 11,95 | 12,55 | 13,00 | 12,90 |
| MÜNCHEN | Großhandelseinkaufs- preise (ab Kennzeichnungsstelle) | A 3 | 18,25 | 18,25 | 17,75 | 17,00 | 16,50 | 16,25 | 15,50 | 15,25 | 15,00 | 15,50 | 16,50 | 16,25 |
| | | A 4 | 17,25 | 17,25 | 16,75 | 16,00 | 15,25 | 15,00 | 14,25 | 14,00 | 13,75 | 14,25 | 15,00 | 14,75 |
| | | A 5 | 15,00 | 15,00 | 14,75 | 14,00 | 13,75 | 13,50 | 12,75 | 12,50 | 12,25 | 12,75 | 13,75 | 13,50 |
| FRANKFURT | Großhandelsabgabe- preise (frei Einzelhandel) | A 3 | 19,68 | 19,00 | 19,00 | 18,25 | 17,75 | 17,25 | 16,50 | 16,25 | 16,00 | 17,00 | 17,00 | 16,25 |
| | | A 4 | 18,38 | 17,75 | 17,75 | 16,75 | 16,75 | 16,25 | 15,50 | 15,00 | 14,75 | 15,75 | 15,75 | 15,00 |
| | | A 5 | 16,88 | 16,25 | 16,25 | 15,50 | 15,25 | 14,75 | 14,25 | 13,50 | 13,25 | 14,25 | 14,25 | 13,50 |
| FRANCE | | | | | | | | | | | | | <i>100 pièces</i> | |
| Ø 4 REGIONS | Prix de gros à la vente (franco marché) | A 3 | 39,52 | 40,14 | 41,00 | 41,19 | 39,61 | 37,56 | 36,52 | 35,67 | 33,93 | 34,16 | 35,50 | 35,50 |
| | | A 4 | 36,50 | 37,49 | 37,01 | 36,06 | 35,12 | 33,53 | 32,29 | 30,77 | 31,06 | 31,84 | 34,46 | 35,05 |
| | | A 5 | 35,21 | 34,03 | 34,07 | 32,58 | 32,64 | 31,65 | 30,76 | 29,94 | 29,08 | 29,16 | 29,80 | 29,80 |

**PRISER KONSTATET PÅ HJEMMEMARKEDET
PREISE FESTGESTELLT AUF DEM INLÄNDISCHEN MARKT
PRICES RECORDED ON THE INTERNAL MARKET
PRIX CONSTATES SUR LE MARCHÉ INTERIEUR
PREZZI CONSTATATI SUL MERCATO NAZIONALE
PRIJZEN WAARGENOMEN OP DE BINNENLANDSE MARKT**

**ÆG
EIER
EGGS
ŒUFS
UOVA
EIEREN**

MN

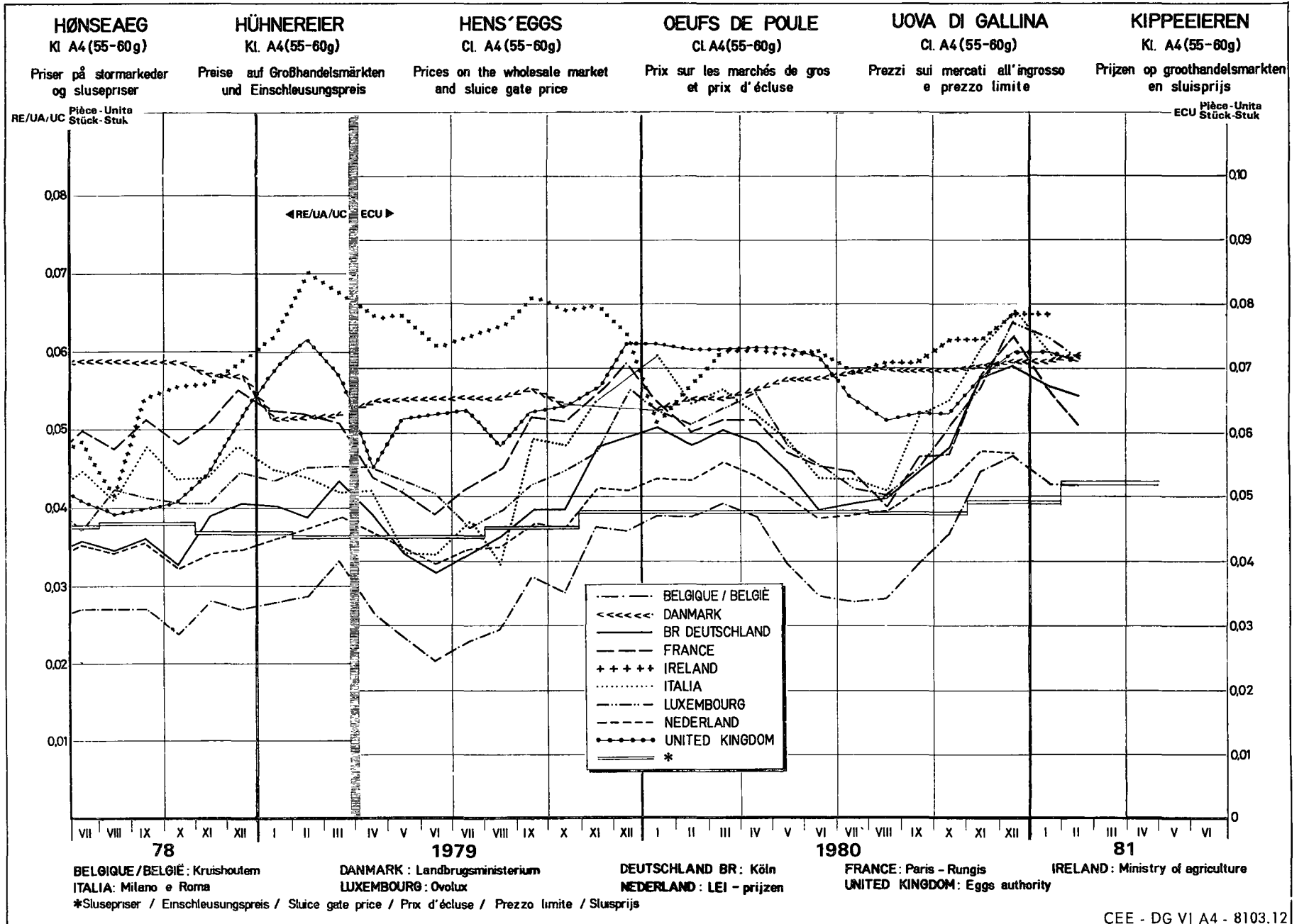
| Markeder Märkte Markets Marchés Mercati Markten | Beskrivelse Beschreibung Description Description Descrizione Omschrijving | Classe Klasse Class | 1981 | | | | | | | | | | | |
|--|--|---------------------------|---------|---------|---------|---------|---------|---------|--------|-----|-----|-----|-----|-----|
| | | | JAN | FEB | MAR | APR | MAI | JUN | JUL | AUG | SEP | OCT | NOV | DEC |
| IRELAND | | | | | | | | | | | | | | |
| <i>dozen</i> | | | | | | | | | | | | | | |
| | Wholesale to retailer price | Stand 57,6g | 62,000 | 62,000 | 65,000 | 69,000 | 69,000 | . | | | | | | |
| ITALIA | | | | | | | | | | | | | | |
| <i>100 pezzi</i> | | | | | | | | | | | | | | |
| MILANO | Prezzi d'acquisto all'ingrosso (franco mercato) | A 3 | 8650 | 7950 | 7900 | 7920 | 7700 | 7140,0 | | | | | | |
| | | A 4 | 8400 | 7600 | 7600 | 7560 | 7000 | 6600 | | | | | | |
| | | A 5 | 8025 | 7100 | 7100 | 6980 | 6300 | 6150 | | | | | | |
| ROMA | | A 3 | 8897 | 7574 | 7541 | . | . | . | | | | | | |
| | | A 4 | 8677 | 7263 | 7209 | 7567 | 6723 | . | | | | | | |
| | | A 5 | 7253 | 6861 | 6832 | 6832 | . | . | | | | | | |
| FORLI | Prezzi d'acquisto all'ingrosso (franco allevamento) | <i>100 kg</i> | | | | | | | | | | | | |
| | | 60 g e + | 129.000 | 119,250 | 119.968 | 118.733 | 109.387 | 105.667 | | | | | | |
| | | 55-60 g | 128.677 | 117,250 | 118.484 | 118.733 | 108.936 | 103.200 | | | | | | |
| | | 50-55 g | 128.677 | 116,571 | 117.484 | 116.967 | 105.323 | 100.400 | | | | | | |
| LUXEMBOURG | | | | | | | | | | | | | | |
| <i>100 pièces</i> | | | | | | | | | | | | | | |
| | Prix de gros à la vente | A 3 | 312,9 | 300,0 | 319,4 | 343,3 | 332,9 | 304,0 | 298,4 | | | | | |
| | | A 4 | 302,9 | 290,0 | 309,4 | 326,7 | 319,9 | 284,0 | 278,4 | | | | | |
| | | A 5 | 263,2 | 260,0 | 286,1 | 310,0 | 289,4 | 257,0 | 258,4 | | | | | |
| NEDERLAND | | | | | | | | | | | | | | |
| <i>100 stuks</i> | | | | | | | | | | | | | | |
| | Groothandelsverkoop-prijs | Ø alle klas. | 15,70 | 15,80 | 16,87 | 16,64 | 15,49 | 14,66 | | | | | | |
| BARNEVELD | Groothandelsaankoop-prijs (franco markt) | 65-69 g | 17,15 | 17,32 | 19,15 | 19,83 | 17,62 | 15,78 | 15,80 | | | | | |
| | | 59-64 g | 16,78 | 16,92 | 18,47 | 18,20 | 15,30 | 13,38 | 14,31 | | | | | |
| | | 50-58 g | 14,14 | 14,49 | 16,23 | 15,55 | 13,19 | 12,05 | 12,32 | | | | | |
| UNITED KINGDOM | | | | | | | | | | | | | | |
| <i>dozen</i> | | | | | | | | | | | | | | |
| EGGS AUTHORITY | Packer to wholesaler price | Stand 57,6g | 53,580 | 52,600 | 54,200 | 55,975 | 56,440 | 55,900 | 51,260 | | | | | |

PRISER KONSTATERT PÅ HJEMMEMARKEDET
PREISE FESTGESTELLT AUF DEM INLÄNDISCHEN MARKT
PRICES RECORDED ON THE INTERNAL MARKET
PRIX CONSTATÉS SUR LE MARCHÉ INTERIEUR
PREZZI CONSTATATI SUL MERCATO NAZIONALE
PRIJZEN WAARGENOMEN OP DE BINNENLANDSE MARKT

ÆG
 EIER
 EGGS
 OEUFS
 UOVA
 EIEREN

MN

| Markeder Märkte Markets Marchés Mercati Markten | Beskrivelse Beschreibung Description Description Descrizione Omschrijving | Classe Klasse Class | 1981 | | | | | | | | | | | |
|---|--|---------------------------|---------|---------|---------|---------|---------|---------|---------|---------|---------|---------|---------|---------|
| | | | MAI | | | | | JUN | | | | JUL | | |
| | | | 27 - 31 | 4 - 10 | 11 - 17 | 18 - 24 | 25 - 31 | 1 - 7 | 8 - 14 | 15 - 21 | 22 - 28 | 29 - 5 | 6 - 12 | 13 - 19 |
| IRELAND dozen | | | | | | | | | | | | | | |
| | Wholesale to retailer price | Stand 57,6g | 69,000 | 69,000 | 69,000 | 69,000 | 69,000 | | | | | | | |
| ITALIA 100 pezzi | | | | | | | | | | | | | | |
| MILANO | Prezzi d'acquisto all'ingrosso (franco mercato) | A 3 | 8000,0 | 8000,0 | 8000,0 | 7700,0 | 7100,0 | 7100,0 | 7100,0 | 7100,0 | 7100,0 | 7300,0 | 7300,0 | 7300,0 |
| | | A 4 | 7400,0 | 7300,0 | 7200,0 | 6900,0 | 6600,0 | 6600,0 | 6600,0 | 6600,0 | 6600,0 | 6600,0 | 6600,0 | 6600,0 |
| | | A 5 | 6700,0 | 6500,0 | 6400,0 | 6150,0 | 6150,0 | 6150,0 | 6150,0 | 6150,0 | 6150,0 | 6150,0 | 6150,0 | 6150,0 |
| ROMA | | A 3 | 7550,0 | 7975,0 | 7775,0 | 6850,0 | 6600,0 | 6488,0 | 6438,0 | 6475,0 | 6613,0 | | | |
| | | A 4 | 7400,0 | 7138,0 | 7000,0 | 6400,0 | 6100,0 | 6150,0 | 6138,0 | 6150,0 | 6100,0 | | | |
| | | A 5 | 6663,0 | 5900,0 | 6075,0 | 5663,0 | 5450,0 | 5475,0 | 5400,0 | 5400,0 | 5438,0 | | | |
| FORLI | Prezzi d'acquisto all'ingrosso (franco allevamento) | 100 kg | | | | | | | | | | | | |
| | | 60 g e + | 117.000 | 114.000 | 112.000 | 105.000 | 101.000 | 102.000 | 101.000 | 105.000 | 106.000 | 111.000 | 111.000 | 109.500 |
| | | 55-60 g | 117.000 | 112.000 | 112.000 | 105.000 | 101.000 | 102.000 | 101.000 | 103.000 | 106.000 | 111.000 | 111.000 | 109.500 |
| | | 50-55 g | 113.000 | 108.000 | 108.000 | 101.000 | 99.000 | 100.000 | 99.000 | 101.000 | 101.000 | 106.000 | 106.000 | 104.000 |
| LUXEMBOURG 100 pièces | | | | | | | | | | | | | | |
| | Prix de gros à la vente | A 3 | 350,0 | 350,0 | 330,0 | 324,3 | 320,0 | 310,0 | 310,0 | 310,0 | 290,0 | 290,0 | 300,0 | 300,0 |
| | | A 4 | 330,0 | 330,0 | 310,0 | 304,3 | 300,0 | 290,0 | 290,0 | 290,0 | 270,0 | 270,0 | 280,0 | 280,0 |
| | | A 5 | 310,0 | 310,0 | 290,0 | 278,6 | 270,0 | 260,0 | 260,0 | 260,0 | 250,0 | 250,0 | 260,0 | 260,0 |
| NEDERLAND 100 stuks | | | | | | | | | | | | | | |
| | Groothandelsverkoop-prijs | Ø alle klas | 15,96 | 15,84 | 15,50 | 15,27 | 15,16 | 14,64 | 14,29 | 14,24 | 15,33 | 15,10 | 15,00 | 14,52 |
| BARNEVELD | Groothandelsaankoop-prijs (franco markt) | 65-69 g | 18,20 | 17,75 | 17,35 | 17,75 | 17,63 | 15,23 | 14,95 | 15,78 | 17,18 | 17,85 | 15,65 | 15,20 |
| | | 59-64 g | 16,30 | 15,95 | 15,20 | 15,40 | 14,63 | 13,50 | 13,15 | 13,00 | 13,85 | 15,80 | 14,30 | 14,00 |
| | | 50-58 g | 14,15 | 14,05 | 13,05 | 13,15 | 12,50 | 12,13 | 11,95 | 11,85 | 12,25 | 13,10 | 11,75 | 12,00 |
| UNITED KINGDOM dozen | | | | | | | | | | | | | | |
| EGGS AUTHORITY | Packer to wholesaler price | Stand 57,6g | 56,300 | 56,400 | 56,400 | 56,400 | 56,700 | 56,200 | 55,900 | 55,900 | 55,600 | 51,900 | 50,700 | 51,200 |



IX

F J E R K R A E
G E F L U E G E L
P O U L T R Y
V O L A I L L E
P O L L A M E
G E V O G E L T E

**SLUSEPRISER
EINSCHLEUSUNGSPREISE
SLUICE-GATE PRICES
PRIX D'ECLUSE
PREZZI LIMITE
SLUISPRIJZEN**

**Afgifter ved indførsler fra tredjelande
Abschöpfungen bei Einfuhr aus Drittländern
Import levies from third countries
Prélèvements à l'importation des pays tiers
Prelevi all'importazione dai paesi terzi
Heffingen bij invoer uit derde landen**

**FJERKRÆ
GEFLÜGEL
POULTRY
VOLAILLE
POLLAME
GEVOGELTE**

I = Slusepriser - Einschleusungspreise - Sluice-gate prices - Prix d'écluse - Prezzi Limite - Sluisprijzen
II = Afgifter - Abschöpfungen - Levies - Prélèvements - Prelevi - Heffingen

ECU

| Tariffnummer Tariffnummer Tariff No N° Tarifaire N. Tariffario Tariefnummer | | 1981 | | | | | | | | | | | | |
|--|----|---------------------------------|----------------------------------|-----------------------------------|--------------------|--|--|--|--|--|--|--|--|--|
| | | 01.05- 31.07 | | | | | | | | | | | | |
| | A. | Daggamle kyllinger Poussins | Küken Pulcini | Chicks Eendagskuikens | 100 pièces - stuks | | | | | | | | | |
| 01.05 A | I | 23,65 | | | | | | | | | | | | |
| | II | 3,39 | | | | | | | | | | | | |
| | B. | Høns Coqs, poules et poulets | Hühner Galli, galline e polli | Fowls Hanen, kippen en kuikens | | | | | | | | | | |
| | 1. | Levende Vivants | Lebende Vivi | Live Levende | 100 kg | | | | | | | | | |
| 01.05 B I | I | 78,44 | | | | | | | | | | | | |
| | II | 13,62 | | | | | | | | | | | | |
| | 2. | Slagtet Abattus | Geschlachtete Macellati | Slaughtered Geslachte | | | | | | | | | | |
| | a) | 83 pct.-høns Poulets 83 % | Hühner 83 % Polli 83 % | 83 % chickens Kippen 83 % | | | | | | | | | | |
| 02.02 A I a) | I | 98,54 | | | | | | | | | | | | |
| | II | 17,11 | | | | | | | | | | | | |
| | b) | 70 pct.-høns Poulets 70 % | Hühner 70 % Polli 70 % | 70 % chickens Kippen 70 % | | | | | | | | | | |
| 02.02 A I b) | I | 112,05 | | | | | | | | | | | | |
| | II | 19,45 | | | | | | | | | | | | |
| | c) | 65 pct.-høns Poulets 65 % | Hühner 65 % Polli 65 % | 65 % chickens Kippen 65 % | | | | | | | | | | |
| 02.02 A I c) | I | 122,09 | | | | | | | | | | | | |
| | II | 21,20 | | | | | | | | | | | | |
| | C. | Aender Canards | Enten Anatre | Ducks Eenden | | | | | | | | | | |
| | 1. | Levende Vivants | Lebende Vivi | Live Levende | | | | | | | | | | |
| 01.05 B II | I | 103,59 | | | | | | | | | | | | |
| | II | 17,77 | | | | | | | | | | | | |
| | 2. | Slagtet Abattus | Geschlachtete Macellati | Slaughtered Geslachte | | | | | | | | | | |
| | a) | 85 pct.-ducks Canards 85 % | Enten 85 % Anatre 85 % | 85 % ducks Eenden 85 % | | | | | | | | | | |
| 02.02 A II a) | I | 121,86 | | | | | | | | | | | | |
| | II | 20,90 | | | | | | | | | | | | |
| | b) | 70 pct.-ducks Canards 70 % | Enten 70 % Anatre 70 % | 70 % ducks Eenden 70 % | | | | | | | | | | |
| 02.02 A II b) | I | 147,98 | | | | | | | | | | | | |
| | II | 25,38 | | | | | | | | | | | | |
| | c) | 63 pct.-ducks Canards 63 % | Enten 63 % Anatre 63 % | 63 % ducks Eenden 63 % | | | | | | | | | | |
| 02.02 A II c) | I | 164,41 | | | | | | | | | | | | |
| | II | 28,20 | | | | | | | | | | | | |

**SLUSEPRISER
EINSCHLEUSUNGSPREISE
SLUICE-GATE PRICES
PRIX D'ECLUSE
PREZZI LIMITE
SLUISPRIJZEN**

**Afgifter ved indførsler fra tredjelande
Abschöpfungen bei Einfuhr aus Drittländern
Levies on import from third countries
Prélèvements à l'importation des pays tiers
Prelievi all'importazione dai paesi terzi
Heffingen bij invoer uit derde landen**

**FJERKRÆ
GEFLÜGEL
POULTRY
VOLAILLE
POLLAME
GEVOGELTE**

I = Slusepriser - Einschleusungspreise - Sluice-gate prices - Prix d'écluse - Prezzi limite - Sluisprijzen
II = Afgifter - Abschöpfungen - Levies - Prélèvements - Prelievi - Heffingen

ECU / 100 kg

| Tarifnummer Tarifnummer Tariff No N° Tariffaire N. Tariffario Tariefnummer | 1981 | | | | | | | | | |
|---|----------------------------|--------|--|----------------------------|--|--|-------------------------------|--|--|--|
| | 01.05- 31.07 | | | | | | | | | |
| | D. Gæs Oies | | | Gänse Oche | | | Geese Ganzen | | | |
| | 1. Levende Vivantes | | | Lebende Vivi | | | Live Levende | | | |
| 01.05 B III | I | 122,87 | | | | | | | | |
| | II | 17,93 | | | | | | | | |
| | 2. Slagtet Abattues | | | Geschlachtete Macellati | | | Slaughtered Geslachte | | | |
| | a) 82 pct-gæs Oies 82 % | | | Gänse 82 % Oche 82 % | | | 82 % geese Ganzen 82 % | | | |
| 02.02 A III a) | I | 175,53 | | | | | | | | |
| | II | 25,61 | | | | | | | | |
| | b) 75 pct-gæs Oies 75 % | | | Gänse 75 % Oche 75 % | | | 75 % geese Ganzen 75 % | | | |
| 02.02 A III b) | I | 167,73 | | | | | | | | |
| | II | 26,31 | | | | | | | | |
| | E. Kalkuner Dindes | | | Truthühner Taccini | | | Turkeys Kalkoenen | | | |
| | 1. Levende Vivantes | | | Lebende Vivi | | | Live Levende | | | |
| 01.05 B IV | I | 108,06 | | | | | | | | |
| | II | 14,29 | | | | | | | | |
| | 2. Slagtet Abattues | | | Geschlachtete Macellati | | | Slaughtered Geslachte | | | |
| 02.02 A IV | I | 154,37 | | | | | | | | |
| | II | 20,41 | | | | | | | | |
| | F. Perlehøns Pintades | | | Perlhühner Faraone | | | Guinea fowls Parelhoenders | | | |
| | 1. Levende Vivantes | | | Lebende Vivi | | | Live Levende | | | |
| 01.05 A V | I | 133,47 | | | | | | | | |
| | II | 21,24 | | | | | | | | |
| | 2. Slagtet Abattues | | | Geschlachtete Macellati | | | Slaughtered Geslachte | | | |
| 02.02 A V | I | 190,67 | | | | | | | | |
| | II | 30,34 | | | | | | | | |

PRISER KONSTATETERET PÅ HJEMMEMARKEDET
PREISE FESTGESTELLT AUF DEM INLÄNDISCHEN MARKT
PRICES RECORDED ON THE INTERNAL MARKET
PRIX CONSTATES SUR LE MARCHÉ INTERIEUR
PREZZI CONSTATATI SUL MERCATO NAZIONALE
PRIJZEN WAARGENOMEN OP DE BINNENLANDSE MARKT

FJERKRÆ
GEFLÜGEL
POULTRY
VOLAILE
POLLAME
GEVOGELTE

MN/kg - PAB

| Beskrivelse Beschreibung Description Description Descrizione Omschrijving | Kvaliteten Qualitäten Qualities Qualités Qualità Kwaliteten | 1981 | | | | | | | | | | | |
|---|--|--------|--------|--------|--------|--------|--------|-----|-----|-----|-----|-----|-----|
| | | JAN | FEB | MAR | APR | MAI | JUN | JUL | AUG | SEP | OCT | NOV | DEC |
| BELGIQUE - BELGIE | | | | | | | | | | | | | |
| Prix de gros à la vente, départ abattoir Groothandelsverkoop- prijs, af slachterij | Poulets - Kuikens 83% | - | - | - | - | - | - | | | | | | |
| | 70% | 43,08 | 43,63 | 45,58 | 45,30 | 44,40 | 46,03 | | | | | | |
| DANMARK | | | | | | | | | | | | | |
| Slagteri til detailhandel | Kyllinger 70% 100 gr. | 10,66 | 10,75 | 10,75 | 10,82 | 11,34 | | | | | | | |
| | Høns 70% 100 gr. | 7,38 | 7,50 | 7,50 | 7,50 | 7,50 | | | | | | | |
| BR DEUTSCHLAND | | | | | | | | | | | | | |
| Großhandelsverkaufs- preise ab Schlachtere (Markt- und Preisberichts- kommission) | Hähnchen Kl. A 70% bratf. (950-1000 gr.) | 3,62 | 3,59 | 3,60 | 3,60 | 3,61 | 3,63 | | | | | | |
| | grillf. (600-1000 gr.) 65% | 3,78 | 3,76 | 3,78 | 3,76 | 3,79 | 3,79 | | | | | | |
| | Suppenhühner Kl. A 70% | 2,71 | 2,75 | 2,75 | 2,67 | 2,55 | 2,46 | | | | | | |
| FRANCE | | | | | | | | | | | | | |
| Prix de gros à la vente (Marché : Paris - Rungis) | Poulets cl. A (moyens) 83% | 6,24 | 6,03 | 6,28 | 6,65 | 6,71 | 7,59 | | | | | | |
| | Poules «cocotte» 83% | 5,77 | 5,40 | 4,96 | 3,96 | 4,13 | 3,74 | | | | | | |
| IRELAND lb/PAB | | | | | | | | | | | | | |
| Wholesale to retailer price | Chickens 70% | 55,000 | 59,600 | 59,600 | 58,140 | 61,050 | | | | | | | |
| ITALIA | | | | | | | | | | | | | |
| Prezzi d'acquisto all'ingrosso (Mercato : Milano) | Poli allevati a terra, 1ª scelta 83% | 1194 | 1356 | 1639 | 1625 | 1590 | 1731 | | | | | | |
| | Poli allevati in batteria, 1ª scelta 65% | - | - | - | - | - | - | | | | | | |
| | Galline, 1ª scelta 83% | 1413 | 1406 | 1419 | 1400 | 1250 | 1040 | | | | | | |
| LUXEMBOURG | | | | | | | | | | | | | |
| Prix de gros à la vente, franco magasin de détail | Poulets 83% | - | - | - | - | - | - | | | | | | |
| | 70% | 70,0 | 70,0 | 70,0 | 70,0 | 70,0 | 70,0 | | | | | | |
| | Poules 83% | - | - | - | - | - | - | | | | | | |
| | 70% | 58,0 | 58,0 | 58,0 | 58,0 | 58,0 | 58,0 | | | | | | |
| NEDERLAND | | | | | | | | | | | | | |
| Groothandelsverkoop- prijs | Kuikens 70% | 3,37 | 3,40 | 3,50 | 3,55 | 3,60 | 3,61 | | | | | | |
| | Kippen 70% | 2,99 | 2,89 | 2,92 | 2,94 | 2,94 | 3,02 | | | | | | |
| UNITED KINGDOM lb/PAB | | | | | | | | | | | | | |
| Wholesale selling price (Market : London central markets) | Chickens Grade A Fresh (3-4 lb) 83% | 31,310 | 30,775 | 32,863 | 33,200 | 33,625 | 33,125 | | | | | | |
| | Oven-ready (2,5-3 lb) 70% | 35,870 | 36,313 | 37,275 | 37,750 | 38,875 | 40,500 | | | | | | |
| | Hens Grade A Fresh (4-6 lb) 83% | 14,875 | 14,500 | 14,500 | 15,300 | 14,375 | 12,750 | | | | | | |
| | Oven-ready (4 lb + over) 70% | 29,250 | 28,250 | 28,563 | 28,800 | 28,375 | 28,500 | | | | | | |

**PRISER KONSTATERT PÅ HJEMMEMARKEDET
PREISE FESTGESTELLT AUF DEM INLÄNDISCHEN MARKT
PRICES RECORDED ON THE INTERNAL MARKET
PRIX CONSTATES SUR LE MARCHÉ INTERIEUR
PREZZI CONSTATATI SUL MERCATO NAZIONALE
PRIJZEN WAARGENOMEN OP DE BINNENLANDSE MARKT**

**FJERKRÆ
GEFLÜGEL
POULTRY
VOLAILLE
POLLAME
GEVOGELTE**

MN/kg - PAB

| Beskrivelse Beschreibung Description Descrizione Omschrijving | Kvaliteten Qualitäten Qualities Qualités Qualità Kwaliteiten | 1981 | | | | | | | | | | | | |
|---|---|--------------------------------|--------|--------|--------|--------|--------|--------|--------|--------|--------|--------|--------|--------|
| | | MAY | | | | | JUN | | | | JUL | | | |
| | | 27-3 | 4-10 | 11-17 | 18-24 | 25-31 | 1-7 | 8-14 | 15-21 | 22-28 | 29-5 | 6-12 | 13-19 | |
| BELGIQUE - BELGIE | | | | | | | | | | | | | | |
| Prix de gros à la vente, départ abattoir Groothandelsverkoop- prijs, af slachterij | Poulets - Kuikens | 83% | - | - | - | - | - | - | - | - | - | - | - | |
| | | 70% | 44,20 | 43,40 | 43,70 | 45,00 | 45,50 | 46,50 | 46,20 | 46,20 | 45,20 | | | |
| DANMARK | | | | | | | | | | | | | | |
| Slakteri til detailhandel | Kyllinger | 70% 100 gr. | 11,00 | 11,20 | 11,20 | 11,20 | 11,20 | 11,35 | 11,35 | 11,35 | | | | |
| | Høns | 70% 100 gr. | 7,50 | 7,50 | 7,50 | 7,50 | 7,50 | 7,50 | 7,50 | 7,50 | | | | |
| BR DEUTSCHLAND | | | | | | | | | | | | | | |
| Großhandelsverkaufs- preise ab Schlachtere (Markt- und Preisberichts- kommission) | Hanchen Kl. A | 70 % bratf. (950-1000 gr.) | 3,60 | 3,60 | 3,58 | 3,63 | 3,63 | 3,63 | 3,63 | 3,63 | 3,65 | 3,65 | 3,65 | |
| | | 65 % grillf. (600-1000 gr.) | 3,76 | 3,76 | 3,80 | 3,80 | 3,80 | 3,80 | 3,80 | 3,80 | 3,81 | 3,77 | 3,77 | |
| | | 70 % Suppenhühner Kl. A | 2,63 | 2,58 | 2,57 | 2,57 | 2,52 | 2,48 | 2,48 | 2,48 | 2,44 | 2,39 | 2,39 | 2,42 |
| FRANCE | | | | | | | | | | | | | | |
| Prix de gros à la vente (Marché : Paris - Rungis) | Poulets cl. A (moyens) | 83% | 7,08 | 6,74 | 6,56 | 6,46 | 6,93 | 7,78 | 8,05 | 7,38 | 7,34 | 6,90 | 6,72 | 7,05 |
| | Poules «cocotte» | 83% | 4,77 | 4,62 | 4,10 | 3,64 | 3,90 | 3,68 | 3,97 | 3,58 | 3,75 | 3,65 | 3,44 | 3,50 |
| IRELAND lb/PAB | | | | | | | | | | | | | | |
| Wholesale to retailer price | Chickens | 70% | 59,387 | 61,050 | 61,050 | 61,050 | 61,050 | 61,050 | | | | | | |
| ITALIA | | | | | | | | | | | | | | |
| Prezzi d'acquisto all'ingrosso (Mercato : Milano) | Polli allevati a terra, 1ª scelta | 83% | 1450 | 1475 | 1650 | 1635 | 1600 | 1690 | 1765 | 1700 | 1700 | 1800 | | |
| | Polli allevati in batteria, 1ª scelta | 65% | - | - | - | - | - | - | - | - | - | - | | |
| | Galline, 1ª scelta | 83% | 1400 | 1400 | 1300 | 1200 | 1100 | 1050 | 1075 | 1025 | 1025 | 1025 | | |
| LUXEMBOURG | | | | | | | | | | | | | | |
| Prix de gros à la vente, franco magasin de détail | Poulets | 83% | - | - | - | - | - | - | - | - | - | - | - | |
| | | 70% | 70,0 | 70,0 | 70,0 | 70,0 | 70,0 | 70,0 | 70,0 | 70,0 | 70,0 | 70,0 | 70,0 | |
| | Poules | 83% | - | - | - | - | - | - | - | - | - | - | - | |
| | | 70% | 58,0 | 58,0 | 58,0 | 58,0 | 58,0 | 58,0 | 58,0 | 58,0 | 58,0 | 58,0 | 58,0 | |
| NEREDLAND | | | | | | | | | | | | | | |
| Groothandelsverkoop- prijs | Kuikens | 70% | 3,58 | 3,59 | 3,61 | 3,60 | 3,60 | 3,61 | 3,61 | 3,62 | 3,60 | 3,60 | 3,62 | 3,62 |
| | Kippen | 70% | 2,97 | 3,03 | 2,94 | 2,95 | 2,83 | 2,95 | 3,16 | 2,87 | 3,06 | 3,06 | 3,00 | 2,83 |
| UNITED KINGDOM lb/PAB | | | | | | | | | | | | | | |
| Wholesale selling price (Market . London central markets) | Chickens Grade A Fresh (3-4 lb) | 83% | 34,000 | 33,500 | 33,000 | 33,500 | 34,500 | 33,000 | 33,000 | 33,000 | 33,500 | 32,000 | 33,350 | 33,350 |
| | Oven-ready (2,5-3 lb) | 70% | 38,000 | 38,000 | 39,000 | 39,000 | 39,500 | 40,000 | 40,250 | 41,000 | 40,750 | 40,900 | 40,500 | 40,000 |
| | Hens Grade A Fresh (4-6 lb) | 83% | 15,500 | 15,500 | 15,000 | 14,500 | 13,000 | 13,500 | 14,500 | 11,500 | 11,500 | 11,000 | 12,250 | 11,000 |
| | Oven-ready (4 lb + over) | 70% | 28,000 | 28,000 | 29,000 | 29,000 | 27,500 | 28,000 | 28,750 | 27,750 | 29,500 | 27,000 | 27,700 | 28,400 |

X

OKSEKØD
RINDFLEISCH
BEEF AND VEAL
CARNE BOVINA
RUNDVLEES

LEVENDE KVÆG
LEBENDE RINDER
LIVE ADULT BOVINE ANIMALS
BOVINS VIVANTS
BOVINI VIVI
LEVENDE RUNDEREN

Markedspriser
Marktpreise
Market prices
Prix de marché
Prezzi di mercato
Marktprijzen

EF-lande
EG-Länder
Community Countries
Pays de la CE
Paese della CE
EG-landen

OKSEKØD
RINDFLEISCH
BEEF AND VEAL
VIANDE BOVINE
CARNE BOVINA
RUNDTVLEES

100 kg - PVI

| Markeder Märkte Markets Marchés Mercati Markten | Handelsklasser Handelsklassen Classes marketed Classes commercialisées Classi commercializzate Handelsklassen | % | 1980 | | 1981 | | | | | | | | |
|--|--|--------|---------|---------|---------|---------|---------|---------|---------|---------|---------|---------|---------|
| | | | NOV | DEC | JAN | FEB | MAR | AVR | MAI | JUN | JUL | | |
| BELGIQUE/BELGIE | | | | | | | | | | | | | |
| Prix d'orientation - Oriëntatieprijs | | BFR | 6513,9 | | | | 7050,8 | | | | | | |
| ANDERLECHT | Bœufs - Ossen | 60% | 4 | 6543,3 | 6509,7 | 6698,4 | 6798,2 | 6919,4 | 7136,7 | 7385,5 | 7663,3 | 7700,0 | |
| | Génisses - Vaarzen | 60% | 11 | 6553,3 | 6509,7 | 6683,9 | 6723,2 | 6869,4 | 6993,3 | 7175,8 | 7363,3 | 7400,0 | |
| | Bœufs - Ossen | 55% | 5 | 5838,3 | 5827,4 | 5898,4 | 5951,8 | 6138,7 | 6363,3 | 6630,7 | 6950,0 | 7000,0 | |
| | Génisses - Vaarzen | 55% | 12 | 5608,3 | 5577,4 | 5696,8 | 5739,3 | 5877,4 | 6051,7 | 6325,8 | 6456,7 | 6301,6 | |
| | Taureaux - Stieren | 60% | 16 | 6750,0 | 6769,4 | 6872,6 | 6844,6 | 6930,7 | 7040,0 | 7253,5 | 7431,7 | 7543,6 | |
| | | 55% | 17 | 5905,0 | 5971,0 | 5937,1 | 5910,7 | 6024,2 | 6263,3 | 6487,1 | 6738,3 | 6927,4 | |
| | Vaches - Koeien | 55% | 14 | 5183,3 | 5159,7 | 5314,5 | 5432,1 | 5519,4 | 5748,3 | 6208,1 | 6395,0 | 6133,9 | |
| | | 50% | 16 | 4193,3 | 4217,7 | 4311,3 | 4385,7 | 4569,4 | 4848,3 | 5185,5 | 5375,0 | 5085,5 | |
| | Bétail de fabrication - Fabricatievee | | 5 | 3628,3 | 3617,7 | 3774,2 | 3857,1 | 4050,0 | 4360,0 | 4559,7 | 4693,3 | 4535,5 | |
| Moyenne pondérée toutes classes Gewogen gemiddelde alle klassen | | 100 | BFR | 5609,4 | 5613,4 | 5713,2 | 5752,8 | 5884,0 | 6088,8 | 6365,5 | 6563,4 | 6512,0 | |
| | | | ECU | 138,438 | 138,536 | 140,999 | 141,978 | 145,053 | 149,240 | 156,025 | 160,872 | 159,614 | |
| DANMARK | | | | | | | | | | | | | |
| Orienteringspris | | DKR | 1241,61 | | | | 1368,59 | | | | | | |
| KØBENHAVN (Noterings- center) | Stude | PRIMA | 0.8 | 1014,50 | 990,00 | 990,00 | 990,00 | 1000,00 | 1054,33 | 1073,23 | 1088,67 | 1090,00 | |
| | | | 1. Kl. | 0.1 | 989,50 | 965,00 | 965,00 | 965,00 | 975,00 | 1029,33 | 1048,23 | 1063,67 | 1065,00 |
| | | | 2. Kl. | 0.1 | 964,50 | 940,00 | 940,00 | 940,00 | 950,00 | 1004,33 | 1023,23 | 1036,33 | 1040,00 |
| | Kvier | PRIMA | 6.8 | 927,50 | 936,21 | 940,73 | 961,07 | 970,24 | 1019,50 | 1034,60 | 1051,17 | 1052,50 | |
| | | | 1. Kl. | 2.2 | 905,00 | 913,71 | 918,23 | 938,57 | 947,74 | 997,00 | 1012,10 | 1028,67 | 1030,00 |
| | | | 2. Kl. | 0.3 | 880,00 | 888,71 | 893,23 | 913,57 | 922,74 | 972,00 | 987,10 | 1003,67 | 1005,00 |
| | Køer med Kalvetænder | PRIMA | 3.5 | 817,17 | 829,11 | 833,95 | 882,86 | 909,11 | 974,17 | 985,73 | 1006,67 | 1007,50 | |
| | | | 1. Kl. | 2.5 | 789,67 | 801,61 | 806,45 | 855,36 | 881,61 | 946,67 | 958,23 | 979,17 | 980,00 |
| | Køer | | 1. Kl. | 17.0 | 804,67 | 816,61 | 821,77 | 875,36 | 904,68 | 971,67 | 980,97 | 1004,17 | 1005,00 |
| | | | 2. Kl. | 8.5 | 754,00 | 769,11 | 777,98 | 832,86 | 862,18 | 929,17 | 938,95 | 971,00 | 972,18 |
| | | | 3. Kl. | 5.1 | 664,33 | 679,52 | 683,23 | 737,14 | 759,68 | 826,67 | 836,45 | 872,83 | 874,67 |
| | | | 4. Kl. | 3.4 | 546,83 | 562,02 | 565,73 | 619,64 | 642,18 | 709,17 | 718,95 | 755,33 | 757,18 |
| | Tyre | PRIMA | 2.2 | 1000,00 | 1000,00 | 1000,00 | 1005,71 | 1016,13 | 1067,83 | 1085,00 | 1085,00 | 1085,00 | |
| | | | 1. Kl. | 0.4 | 975,00 | 975,00 | 975,00 | 980,71 | 991,13 | 1042,83 | 1060,00 | 1060,00 | 1060,00 |
| | | | 2. Kl. | 0.1 | 952,50 | 952,50 | 952,50 | 958,21 | 968,63 | 1020,33 | 1037,50 | 1037,50 | 1037,50 |
| | Ungtyre. 220-500 Kg | SUPER | 4,9 | 1146,67 | 1171,53 | 1182,18 | 1185,63 | 1193,39 | 1244,50 | 1251,45 | 1221,67 | 1233,87 | |
| | | EXTRA | 28,0 | 1108,83 | 1129,44 | 1137,18 | 1137,77 | 1143,39 | 1194,50 | 1201,45 | 1169,50 | 1181,37 | |
| | | 1. Kl. | 11,8 | 1061,00 | 1078,39 | 1084,68 | 1083,21 | 1088,39 | 1139,50 | 1146,45 | 1110,17 | 1121,37 | |
| | 2. Kl. | 2,3 | 991,00 | 1008,39 | 1014,68 | 1013,21 | 1018,39 | 1069,50 | 1076,45 | 1038,00 | 1048,87 | | |
| Vejet gennemsnit alle klasser | | 100 | DKR | 938,89 | 954,22 | 960,45 | 983,92 | 998,80 | 1056,03 | 1065,29 | 1062,43 | 1068,51 | |
| | | | ECU | 121,565 | 123,549 | 124,356 | 127,394 | 128,803 | 133,351 | 134,520 | 134,159 | 134,927 | |
| BR DEUTSCHLAND | | | | | | | | | | | | | |
| Orienteringspreis | | DM | 442,37 | | | | 459,11 | | | | | | |
| Ø 13 MÄRKTE | Ochsen | Kl. A | 1.5 | 376,82 | 372,30 | 386,92 | 370,45 | 393,39 | 385,40 | 390,65 | 407,23 | 415,20 | |
| | | Kl. B | 0.5 | 357,74 | 350,26 | 359,39 | 356,67 | 362,74 | 364,11 | 364,16 | 362,58 | 374,68 | |
| | Bullen | Kl. A | 37.4 | 404,75 | 405,70 | 408,87 | 411,82 | 413,22 | 411,70 | 414,95 | 414,09 | 415,04 | |
| | | Kl. B | 11 | 378,30 | 380,15 | 383,40 | 385,42 | 386,34 | 386,70 | 387,81 | 386,89 | 389,27 | |
| | | Kl. C | 1.5 | 339,09 | 342,33 | 353,07 | 350,59 | 353,48 | 350,20 | 352,05 | 353,26 | 360,02 | |
| | Kuhe | Kl. A | 8.5 | 314,23 | 315,53 | 318,47 | 322,21 | 328,05 | 332,57 | 340,82 | 346,00 | 345,29 | |
| | | Kl. B | 17.2 | 291,34 | 293,93 | 296,07 | 300,72 | 308,07 | 312,15 | 321,24 | 323,68 | 322,26 | |
| | | Kl. C | 6.1 | 260,20 | 258,57 | 261,84 | 268,81 | 276,04 | 278,52 | 287,74 | 289,22 | 287,23 | |
| | | Kl. D | 1.2 | 224,56 | 227,70 | 227,06 | 236,91 | 246,07 | 247,15 | 246,06 | 252,64 | 255,28 | |
| | Färsen | Kl. A | 11.5 | 350,62 | 354,34 | 359,00 | 362,91 | 365,09 | 367,13 | 372,43 | 376,85 | 376,76 | |
| | | Kl. B | 3.1 | 327,56 | 330,70 | 338,27 | 343,40 | 343,88 | 348,65 | 349,69 | 361,95 | 359,08 | |
| | | Kl. C | 0.5 | 298,32 | 297,13 | 310,57 | 316,28 | 320,90 | 332,46 | 329,98 | 340,01 | 326,27 | |
| | Gewogener Durchschnitt aller Klassen | | 100 | DM | 352,87 | 354,39 | 358,00 | 364,34 | 364,97 | 365,97 | 370,86 | 372,66 | 373,00 |
| | | | ECU | 128,235 | 128,781 | 130,100 | 131,303 | 133,399 | 137,759 | 139,599 | 140,278 | 140,405 | |

**LEVENDE KVÆG
LEBENDE RINDER
LIVE ADULT BOVINE ANIMALS
BOVINS VIVANTS
BOVINI VIVI
LEVENDE RUNDEREN**

**Markedspriser
Marktpreise
Market prices
Prix de marché
Prezzi di mercato
Marktprijzen**

**EF-lande
EG-Länder
Community Countries
Pays de la CE
Paese della CE
EG-landen**

**OKSEKØD
RINDFLEISCH
BEEF AND VEAL
VIANDE BOVINE
CARNE BOVINA
RUNDVLEES**

100 kg - PVI

| Markeder Märkte Markets Marchés Mercati Markten | Handelsklasser Handelsklassen Classes marketed Classes commercialisées Classi commercializzate Handelsklassen | % | 1981 | | | | | | | | | | | | |
|--|--|--------|---------|---------|---------|---------|---------|---------|---------|---------|---------|---------|---------|--|--|
| | | | JUN | | | JUL | | | | AUG | | | | | |
| | | | 12-18 | 19-25 | 26-2 | 3-9 | 10-16 | 17-23 | 24-30 | 31-6 | | | | | |
| BELGIQUE/BELGIE | | | | | | | | | | | | | | | |
| Prix d'orientation - Oriëntatieprijs | | BFR | 7050,8 | | | | | | | | | | | | |
| ANDERLECHT | Boeufs - Ossen | 60% | 4 | 7700,0 | 7700,0 | 7700,0 | 7700,0 | 7700,0 | 7700,0 | 7700,0 | 7700,0 | 7700,0 | | | |
| | Génisses - Vaarzen | 60% | 11 | 7400,0 | 7400,0 | 7400,0 | 7400,0 | 7400,0 | 7400,0 | 7400,0 | 7400,0 | 7400,0 | | | |
| | Boeufs - Ossen | 55% | 5 | 7000,0 | 7000,0 | 7000,0 | 7000,0 | 7000,0 | 7000,0 | 7000,0 | 7000,0 | 7000,0 | | | |
| | Génisses - Vaarzen | 55% | 12 | 6550,0 | 6450,0 | 6350,0 | 6300,0 | 6300,0 | 6300,0 | 6300,0 | 6300,0 | 6250,0 | | | |
| | Taureaux - Stieren | 60% | 16 | 7450,0 | 7450,0 | 7450,0 | 7550,0 | 7550,0 | 7550,0 | 7550,0 | 7550,0 | 7550,0 | | | |
| | | 55% | 17 | 6800,0 | 6800,0 | 6800,0 | 6900,0 | 6950,0 | 6950,0 | 6950,0 | 6950,0 | 6900,0 | | | |
| | Vaches - Koeien | 55% | 14 | 6450,0 | 6400,0 | 6300,0 | 6200,0 | 6100,0 | 6100,0 | 6100,0 | 6100,0 | 6050,0 | | | |
| | | 50% | 16 | 5450,0 | 5350,0 | 5250,0 | 5150,0 | 5050,0 | 5050,0 | 5050,0 | 5050,0 | 5050,0 | | | |
| | Bétail de fabrication - Fabricatievee | | 5 | 4750,0 | 4700,0 | 4700,0 | 4600,0 | 4500,0 | 4500,0 | 4500,0 | 4500,0 | 4500,0 | | | |
| Moyenne pondérée toutes classes Gewogen gemiddelde alle klassen | | 100 | BFR | 6618,5 | 6581,0 | 6539,0 | 6531,0 | 6405,5 | 6405,5 | 6405,5 | 6405,5 | 6483,0 | | | |
| | | | ECU | 162,224 | 161,305 | 160,275 | 160,079 | 159,430 | 159,430 | 159,430 | 159,430 | 158,903 | | | |
| DANMARK | | | | | | | | | | | | | | | |
| Orienteringspris | | DKR | 1368,59 | | | | | | | | | | | | |
| KØBENHAVN (Noterings- center) | Stude | PRIMA | 0,8 | 1090,00 | 1090,00 | 1090,00 | 1090,00 | 1090,00 | 1090,00 | 1090,00 | 1090,00 | 1090,00 | | | |
| | | 1. Kl. | 0,1 | 1065,00 | 1065,00 | 1065,00 | 1065,00 | 1065,00 | 1065,00 | 1065,00 | 1065,00 | 1065,00 | | | |
| | | 2. Kl. | 0,1 | 1030,00 | 1040,00 | 1040,00 | 1040,00 | 1040,00 | 1040,00 | 1040,00 | 1040,00 | 1040,00 | | | |
| | Kvier | PRIMA | 6,8 | 1052,50 | 1052,50 | 1052,50 | 1052,50 | 1052,50 | 1052,50 | 1052,50 | 1052,50 | 1052,50 | | | |
| | | 1. Kl. | 2,2 | 1030,00 | 1030,00 | 1030,00 | 1030,00 | 1030,00 | 1030,00 | 1030,00 | 1030,00 | 1030,00 | | | |
| | | 2. Kl. | 0,3 | 1005,00 | 1005,00 | 1005,00 | 1005,00 | 1005,00 | 1005,00 | 1005,00 | 1005,00 | 1005,00 | | | |
| | Køer med Kalvetænder | PRIMA | 3,5 | 1012,50 | 1012,50 | 1007,50 | 1007,50 | 1007,50 | 1007,50 | 1007,50 | 1007,50 | 1007,50 | | | |
| | | 1. Kl. | 2,5 | 985,00 | 985,00 | 980,00 | 980,00 | 980,00 | 980,00 | 980,00 | 980,00 | 980,00 | | | |
| | Køer | 1. Kl. | 1. Kl. | 17,0 | 1010,00 | 1010,00 | 1005,00 | 1005,00 | 1005,00 | 1005,00 | 1005,00 | 1005,00 | 1005,00 | | |
| | | | 2. Kl. | 8,5 | 977,50 | 977,50 | 972,50 | 972,50 | 972,50 | 972,50 | 972,50 | 972,50 | 962,50 | | |
| | | | 3. Kl. | 5,1 | 880,00 | 880,00 | 875,00 | 875,00 | 875,00 | 875,00 | 875,00 | 875,00 | 865,00 | | |
| | | | 4. Kl. | 3,4 | 762,50 | 762,50 | 757,50 | 757,50 | 757,50 | 757,50 | 757,50 | 757,50 | 747,50 | | |
| | Tyre | PRIMA | 2,2 | 1085,00 | 1085,00 | 1085,00 | 1085,00 | 1085,00 | 1085,00 | 1085,00 | 1085,00 | 1085,00 | 1085,00 | | |
| | | | 1. Kl. | 0,4 | 1060,00 | 1060,00 | 1060,00 | 1060,00 | 1060,00 | 1060,00 | 1060,00 | 1060,00 | 1060,00 | | |
| | | | 2. Kl. | 0,1 | 1037,50 | 1037,50 | 1037,50 | 1037,50 | 1037,50 | 1037,50 | 1037,50 | 1037,50 | 1037,50 | | |
| | Ungtyre. 220-500 Kg | SUPER | 4,9 | 1225,00 | 1215,00 | 1215,00 | 1225,00 | 1235,00 | 1235,00 | 1235,00 | 1245,00 | 1240,00 | | | |
| EXTRA | | 28,0 | 1172,50 | 1162,50 | 1162,50 | 1172,50 | 1182,50 | 1182,50 | 1192,50 | 1192,50 | 1187,50 | | | | |
| 1 Kl. | | 11,8 | 1112,50 | 1102,50 | 1102,50 | 1112,50 | 1122,50 | 1122,50 | 1132,50 | 1132,50 | 1127,50 | | | | |
| | 2 Kl. | 2,3 | 1040,00 | 1030,00 | 1030,00 | 1040,00 | 1050,00 | 1050,00 | 1060,00 | 1060,00 | 1055,00 | | | | |
| Vejet gennemsnit alle klasser | | 100 | DKR | 1066,38 | 1061,69 | 1059,69 | 1064,39 | 1069,09 | 1069,09 | 1073,79 | 1069,74 | | | | |
| | | | ECU | 134,659 | 134,066 | 133,814 | 134,407 | 135,001 | 135,001 | 135,594 | 135,083 | | | | |
| BR DEUTSCHLAND | | | | | | | | | | | | | | | |
| Orientierungspreis | | DM | 459,11 | | | | | | | | | | | | |
| Ø 13 MÄRKTE | Ochsen | KI. A | 1,5 | 410,00 | 410,00 | 393,40 | 416,70 | 416,70 | 416,70 | 416,70 | 416,70 | 416,70 | | | |
| | | | 0,5 | 372,80 | 372,80 | 365,70 | 375,30 | 375,30 | 375,30 | 375,30 | 375,30 | 375,30 | | | |
| | Bullen | KI. A | 37,4 | 414,80 | 414,10 | 412,30 | 414,20 | 415,10 | 414,20 | 416,10 | 418,90 | | | | |
| | | | 11 | 388,50 | 383,60 | 386,60 | 386,60 | 390,10 | 390,90 | 390,00 | 390,90 | | | | |
| | | | 1,5 | 362,40 | 340,80 | 354,80 | 356,30 | 364,30 | 350,80 | 368,70 | 370,20 | | | | |
| | Kühe | KI. A | 8,5 | 348,50 | 343,30 | 343,30 | 343,20 | 346,00 | 346,80 | 345,30 | 348,30 | | | | |
| | | | 17,2 | 325,20 | 322,90 | 320,50 | 321,60 | 321,30 | 321,20 | 323,80 | 333,70 | | | | |
| | | | 6,1 | 292,20 | 285,30 | 285,40 | 292,20 | 285,60 | 285,40 | 285,10 | 295,20 | | | | |
| | | | 1,2 | 254,40 | 252,30 | 250,20 | 262,70 | 249,50 | 259,20 | 251,20 | 255,20 | | | | |
| | Färsen | KI. A | 11,5 | 379,10 | 374,60 | 375,60 | 376,30 | 376,80 | 377,40 | 376,80 | 377,20 | | | | |
| | | | 3,1 | 369,20 | 361,50 | 345,60 | 359,20 | 366,90 | 364,00 | 349,50 | 363,00 | | | | |
| | | | 0,5 | 345,60 | 337,10 | 327,50 | 309,20 | 340,60 | 319,70 | 334,30 | 322,90 | | | | |
| Gewogener Durchschnitt aller Klassen | | 100 | DM | 374,52 | 371,32 | 370,04 | 372,33 | 373,25 | 372,83 | 373,77 | 377,72 | | | | |
| | | | ECU | 140,979 | 139,772 | 139,291 | 140,152 | 140,498 | 140,340 | 140,693 | 142,180 | | | | |

LEVENDE KVÆG
LEBENDE RINDER
LIVE ADULT BOVINE ANIMALS
BOVINS VIVANTS
BOVINI VIVI
LEVENDE RUNDEREN

Markedspriser
Marktpreise
Market prices
Prix de marché
Prezzi di mercato
Marktprijzen

EF-lande
EG-Länder
Community Countries
Pays de la CE
Paese della CE
EG-landen

OKSEKØD
RINDFLEISCH
BEEF AND VEAL
VIANDE BOVINE
CARNE BOVINA
RUNDVLEES

100 kg - PVI

| Markeder Märkte Markets Marchés Mercati Markten | Handelsklasser Handelsklassen Classes marketed Classes commercialisées Classe commercializzato Handelsklassen | | | 1980 | | 1981 | | | | | | | |
|--|--|----------|---------|---------|---------|---------|---------|---------|---------|---------|---------|---------|---------|
| | | | | NOV | DEC | JAN | FEB | MAR | APR | MAI | JUN | JUL | |
| FRANCE | | | | | | | | | | | | | |
| Prix d'orientation | | FF | | 939,96 | | | | 1036,10 | | | | | |
| Ø 16 MARCHES | Bœufs | E | 3 | 1136,87 | 1147,45 | 1151,39 | 1142,61 | 1155,06 | 1201,80 | 1238,39 | 1268,60 | 1261,87 | |
| | | U | 6 | 1014,64 | 1021,53 | 1021,24 | 1008,94 | 1014,88 | 1074,98 | 1121,37 | 1153,79 | 1144,35 | |
| | | R | 8 | 910,94 | 915,43 | 923,98 | 918,87 | 926,38 | 981,56 | 1028,71 | 1054,15 | 1039,19 | |
| | | O | 6 | 808,80 | 808,59 | 813,76 | 812,17 | 822,05 | 876,80 | 921,91 | 937,39 | 914,15 | |
| | Génisses | E | 1 | 1277,09 | 1290,91 | 1296,11 | 1296,34 | 1305,46 | 1326,97 | 1350,30 | 1383,17 | 1385,28 | |
| | | U | 3 | 1078,58 | 1087,52 | 1097,53 | 1094,26 | 1106,61 | 1139,34 | 1171,86 | 1195,60 | 1195,50 | |
| | | R | 6 | 904,00 | 907,77 | 913,99 | 913,31 | 927,90 | 971,95 | 1016,48 | 1038,90 | 1035,63 | |
| | | O | 4 | 733,01 | 723,86 | 732,29 | 739,70 | 766,56 | 816,31 | 863,17 | 880,73 | 876,63 | |
| | Vaches | U | 4 | 1004,69 | 1001,76 | 998,73 | 983,45 | 991,30 | 1032,03 | 1084,03 | 1122,68 | 1123,53 | |
| | | R | 10 | 834,88 | 826,97 | 837,64 | 832,71 | 852,27 | 900,30 | 951,22 | 975,26 | 977,07 | |
| | | O | 20 | 677,87 | 671,27 | 693,22 | 709,51 | 739,09 | 789,44 | 845,05 | 856,15 | 851,59 | |
| | | P | 9 | 573,88 | 576,82 | 583,46 | 595,75 | 623,81 | 666,05 | 708,51 | 714,88 | 710,69 | |
| | A | | 4 | 447,99 | 453,27 | 460,04 | 472,55 | 491,38 | 524,24 | 549,17 | 555,67 | 555,53 | |
| | | | | | | | | | | | | | |
| | Taureaux | U | 1 | 832,30 | 824,76 | 824,74 | 824,52 | 831,17 | 865,63 | 906,90 | 938,53 | 947,49 | |
| R | | 1 | 776,04 | 770,46 | 770,67 | 772,87 | 777,24 | 809,36 | 842,33 | 869,53 | 881,52 | | |
| Jeunes bovins | E | 1 | 1077,02 | 1080,46 | 1083,54 | 1092,31 | 1106,82 | 1148,65 | 1194,20 | 1213,45 | 1211,14 | | |
| | U | 3 | 986,72 | 977,81 | 980,09 | 987,15 | 997,16 | 1052,24 | 1101,76 | 1109,78 | 1105,34 | | |
| | R | 6 | 909,09 | 897,00 | 899,69 | 905,48 | 912,10 | 972,53 | 1017,64 | 1023,31 | 1012,53 | | |
| | O | 4 | 829,27 | 819,84 | 822,50 | 828,24 | 836,28 | 886,82 | 923,04 | 930,48 | 923,21 | | |
| Moyenne pondérée toutes classes | | 100 | | FF | 818,07 | 816,19 | 824,92 | 828,23 | 845,31 | 893,85 | 939,91 | 957,48 | 951,81 |
| | | | | ECU | 139,912 | 139,591 | 141,085 | 141,651 | 143,989 | 149,091 | 156,775 | 159,705 | 158,760 |
| IRELAND | | | | | | | | | | | | | |
| Guide price | | IRL | | 105,985 | | | | 118,406 | | | | | |
| Ø 5 MARKETS | Heifers | I | 9 | 71,022 | 76,892 | 86,002 | 90,202 | 94,308 | 100,103 | 96,214 | 94,993 | 93,199 | |
| | | II | 14 | 70,509 | 77,319 | 85,507 | 89,339 | 92,637 | 96,875 | 95,389 | 92,730 | 90,614 | |
| | | III | 4 | 64,455 | 67,215 | 76,302 | 79,753 | 83,438 | 89,654 | 86,847 | 82,449 | 84,035 | |
| | Steers | I | 18 | 79,796 | 83,619 | 91,791 | 96,848 | 99,172 | 102,444 | 101,233 | 100,574 | 98,450 | |
| | | II | 13 | 79,389 | 82,974 | 91,141 | 96,862 | 98,888 | 103,697 | 101,423 | 100,333 | 97,802 | |
| | | III | 12 | 78,251 | 81,999 | 92,654 | 98,970 | 101,191 | 106,566 | 102,045 | 98,211 | 96,626 | |
| | | IV | 3 | 78,927 | 83,568 | 88,736 | 92,928 | 95,944 | 98,240 | 97,530 | 98,006 | 97,797 | |
| | V | | 3 | 66,781 | 65,695 | 70,752 | 77,609 | 83,844 | 87,508 | 87,938 | 86,516 | 83,432 | |
| | | | | | | | | | | | | | |
| | Cows | I | 9 | 61,261 | 65,042 | 71,365 | 72,390 | 75,160 | 78,910 | 79,992 | 79,679 | 78,773 | |
| II | | 12 | 52,431 | 54,154 | 60,772 | 63,488 | 65,961 | 70,402 | 69,282 | 69,350 | 69,516 | | |
| III | | 3 | 42,196 | 43,834 | 48,961 | 52,479 | 54,122 | 57,851 | 56,339 | 56,082 | 55,442 | | |
| Weighted average all classes | | 100 | | IRL | 70,358 | 74,257 | 82,221 | 86,541 | 89,341 | 93,724 | 91,907 | 90,473 | 88,997 |
| | | | | ECU | 106,720 | 112,634 | 124,714 | 131,267 | 134,672 | 136,796 | 134,143 | 132,049 | 129,896 |
| ITALIA | | | | | | | | | | | | | |
| Prezzo di orientamento | | LIT | | 186.126 | | | | 212.050 | | | | | |
| Ø BRE, CRE, MAC, MOD. PAD, ROMA | Vitelloni | 1a qual. | 34 | 211.395 | 213.687 | 215.600 | 214.006 | 215.734 | 220.489 | 227.227 | 230.247 | 231.246 | |
| | | 2a qual. | 30 | 189.215 | 188.185 | 188.951 | 186.765 | 187.852 | 192.358 | 199.478 | 200.305 | 199.643 | |
| Ø MODENA, PADOVA PARMA & ROMA | Buoi | 1a qual. | 2 | 137.356 | 136.860 | 139.817 | 138.811 | 138.524 | 141.260 | 143.472 | 144.788 | 144.788 | |
| | | 2a qual. | 4 | 121.320 | 118.770 | 119.626 | 118.587 | 118.300 | 121.036 | 123.248 | 124.565 | 124.565 | |
| Ø CREMONA, MACERATA MOD. PAD & ROMA | Vacche | 1a qual. | 8 | 165.215 | 166.323 | 170.098 | 168.168 | 170.578 | 177.364 | 187.332 | 189.733 | 190.817 | |
| | | 2a qual. | 15 | 134.383 | 134.788 | 138.133 | 134.961 | 138.896 | 144.846 | 154.679 | 157.009 | 157.057 | |
| Ø CRE, MOD, PAD | | 3a qual. | 7 | 87.700 | 87.893 | 89.441 | 91.988 | 99.855 | 106.267 | 110.102 | 110.161 | 106.925 | |
| Media ponderata tutte classi | | 100 | | LIT | 175.752 | 176.274 | 178.159 | 176.448 | 178.678 | 183.695 | 190.796 | 192.695 | 192.703 |
| | | | | ECU | 151,800 | 152,250 | 153,878 | 152,401 | 152,913 | 149,711 | 155,498 | 157,046 | 157,052 |

LEVENDE KVÆG
LEBENDE RINDER
LIVE ADULT BOVINE ANIMALS
BOVINS VIVANTS
BOVINI VIVI
LEVENDE RUNDEREN

Markedspriser
Marktpreise
Market prices
Prix de marché
Prezzi di mercato
Marktprijzen

EF-lande
EG-Länder
Community Countries
Pays de la CE
Paese della CE
EG-landen

OKSEKØD
RINDFLEISCH
BEEF AND VEAL
VIANDE BOVINE
CARNE BOVINA
RUNDVLEES

100 kg - PVI

| Markeder Markte Markets Marchés Mercati Markten | Handelsklasser Handelsklassen Classes marketed Classes commercialisées Classe commercializzate Handelsklassen | | | 1981 | | | | | | | | | |
|--|--|----------|-----|---------|---------|---------|---------|---------|---------|---------|---------|---------|--------|
| | | | | JUN | | | JUL | | | AUG | | | |
| | | | | 12-18 | 19-25 | 26-2 | 3-9 | 10-16 | 17-23 | 24-30 | 31-6 | | |
| FRANCE | | | | | | | | | | | | | |
| Prix d'orientation | | | FF | 1036,10 | | | | | | | | | |
| Ø 16 MARCHES | Bœufs | E | 3 | 1281,00 | 1271,00 | 1263,00 | 1258,00 | 1262,00 | 1264,00 | 1262,00 | 1270,00 | | |
| | | U | 6 | 1162,18 | 1159,28 | 1144,05 | 1138,25 | 1144,78 | 1148,40 | 1144,78 | 1153,48 | | |
| | | R | 8 | 1060,40 | 1056,40 | 1042,00 | 1033,60 | 1038,40 | 1042,80 | 1040,80 | 1041,60 | | |
| | | O | 6 | 944,85 | 937,14 | 916,42 | 909,19 | 913,05 | 916,42 | 916,90 | 916,90 | | |
| | Génisses | E | 1 | 1390,28 | 1386,86 | 1381,72 | 1377,43 | 1386,86 | 1390,28 | 1386,86 | 1390,28 | | |
| | | U | 3 | 1199,88 | 1197,70 | 1193,35 | 1189,73 | 1194,80 | 1201,33 | 1196,25 | 1199,15 | | |
| | | R | 6 | 1042,89 | 1042,46 | 1032,56 | 1026,53 | 1034,71 | 1041,60 | 1040,31 | 1037,29 | | |
| | | O | 4 | 882,83 | 882,07 | 877,15 | 869,96 | 875,26 | 881,32 | 879,42 | 879,42 | | |
| | Vaches | U | 4 | 1129,42 | 1126,97 | 1119,65 | 1111,50 | 1119,65 | 1131,05 | 1131,05 | 1137,56 | | |
| | | R | 10 | 979,20 | 980,10 | 972,90 | 965,25 | 975,15 | 985,50 | 982,80 | 982,35 | | |
| | | O | 20 | 858,35 | 856,96 | 848,99 | 839,97 | 847,60 | 859,73 | 859,04 | 856,96 | | |
| | | P | 9 | 716,16 | 714,56 | 709,44 | 704,64 | 707,84 | 714,88 | 715,52 | 712,32 | | |
| | Taureaux | U | 1 | 558,05 | 556,39 | 554,46 | 553,50 | 554,14 | 557,04 | 557,68 | 556,07 | | |
| | | R | 1 | 936,00 | 942,75 | 945,00 | 945,00 | 948,00 | 948,75 | 948,75 | 948,75 | | |
| | Jeunes bovins | E | 1 | 868,07 | 875,16 | 879,67 | 879,03 | 881,60 | 882,89 | 882,89 | 882,89 | | |
| | | U | 3 | 1210,86 | 1215,20 | 1213,34 | 1210,24 | 1210,24 | 1211,48 | 1212,10 | 1210,24 | | |
| | | R | 6 | 1105,20 | 1110,00 | 1108,80 | 1104,60 | 1104,60 | 1105,20 | 1106,40 | 1102,20 | | |
| | | O | 4 | 1019,64 | 1020,80 | 1017,90 | 1012,10 | 1012,10 | 1012,10 | 1012,68 | 1009,78 | | |
| Moyenne pondérée toutes classes | | | 100 | FF | 960,66 | 959,21 | 951,27 | 944,79 | 950,08 | 956,51 | 955,52 | 955,41 | |
| | | | | ECU | 160,235 | 159,994 | 158,670 | 157,589 | 158,471 | 159,544 | 159,378 | 159,360 | |
| IRELAND | | | | | | | | | | | | | |
| Guide price | | | IRL | 118,406 | | | | | | | | | |
| Ø 5 MARKETS | Herfers | I | 9 | 95,520 | 95,280 | 94,910 | 92,080 | 93,230 | 93,170 | 93,740 | 93,810 | | |
| | | II | 14 | 93,210 | 91,000 | 93,700 | 92,300 | 91,440 | 89,330 | 88,740 | 88,970 | | |
| | | III | 4 | 83,180 | 80,720 | 82,700 | 85,160 | 84,940 | 82,970 | 83,150 | 86,150 | | |
| | Steers | I | 18 | 100,520 | 100,480 | 100,340 | 100,450 | 97,310 | 97,680 | 97,920 | 97,740 | | |
| | | II | 13 | 100,340 | 100,160 | 98,920 | 99,010 | 97,770 | 97,390 | 96,730 | 97,720 | | |
| | | III | 12 | 98,960 | 97,060 | 97,020 | 97,770 | 95,470 | 96,560 | 96,380 | 98,110 | | |
| | | IV | 3 | 97,300 | 97,820 | 99,630 | 98,510 | 97,630 | 97,320 | 97,270 | 97,350 | | |
| | | V | 3 | 87,910 | 85,310 | 86,510 | 85,460 | 84,960 | 78,210 | 84,120 | 84,120 | | |
| | Cows | I | 9 | 79,110 | 79,150 | 80,710 | 80,190 | 78,940 | 77,790 | 77,940 | 76,530 | | |
| | | II | 12 | 69,570 | 69,790 | 69,040 | 71,750 | 70,330 | 68,280 | 68,000 | 68,410 | | |
| | | III | 3 | 56,610 | 56,970 | 55,890 | 55,320 | 56,710 | 55,070 | 54,970 | 52,430 | | |
| | Weighted average all classes | | | 100 | IRL | 90,709 | 90,000 | 90,341 | 90,306 | 88,995 | 88,153 | 88,218 | 88,529 |
| | | | | ECU | 132,394 | 131,360 | 131,857 | 131,806 | 129,893 | 128,664 | 128,759 | 129,213 | |
| ITALIA | | | | | | | | | | | | | |
| Prezzo di orientamento | | | LIT | 212.050 | | | | | | | | | |
| Ø BRE, CRE, MAC, MOD, PAD, ROMA | Vitelloni | 1a qual. | 34 | 230.801 | 230.801 | 228.142 | 229.563 | 230.996 | 231.666 | 232.926 | 236.291 | | |
| | | 2a qual. | 30 | 200.556 | 200.556 | 198.318 | 198.854 | 199.926 | 199.591 | 200.315 | 201.474 | | |
| Ø MODENA, PADOVA PARMA & ROMA | Buoi | 1a qual. | 2 | 144.788 | 144.788 | 144.788 | 144.788 | 144.788 | 144.788 | 144.788 | 144.788 | | |
| | | 2a qual. | 4 | 124.565 | 124.565 | 124.565 | 124.565 | 124.565 | 124.565 | 124.565 | 124.565 | | |
| Ø CREMONA, MACERATA MOD, PAD & ROMA | Vacche | 1a qual. | 8 | 190.240 | 190.240 | 189.352 | 189.923 | 192.318 | 190.503 | 190.503 | 193.394 | | |
| | | 2a qual. | 15 | 157.777 | 157.777 | 154.762 | 155.181 | 157.610 | 158.031 | 157.612 | 160.202 | | |
| Ø CRE, MOD, PAD | | 3a qual. | 7 | 110.833 | 110.833 | 103.667 | 105.000 | 108.333 | 108.333 | 106.667 | 109.000 | | |
| Media ponderata tutte classi | | | 100 | LIT | 193.162 | 193.162 | 190.561 | 191.407 | 193.005 | 193.050 | 193.516 | 195.831 | |
| | | | | ECU | 157,426 | 157,426 | 155,307 | 155,996 | 157,298 | 157,335 | 157,715 | 159,602 | |

LEVENDE KVÆG
LEBENDE RINDER
LIVE ADULT BOVINE ANIMALS
BOVINS VIVANTS
BOVINI VIVI
LEVENDE RUNDEREN

Markedspriser
Marktpreise
Market prices
Prix de marché
Prezzi di mercato
Marktprijzen

EF-lande
EG-Länder
Community Countries
Pays de la CE
Paesi della CE
EG-landen

OKSEKØD
RINDFLEISCH
BEEF AND VEAL
VIANDE BOVINE
CARNE BOVINA
RUNDTVLEES

100 kg - PVI

| Markeder Märkte Markets Marchés Mercati Markten | Handelsklasser Handelsklassen Classes marketed Classes commercialisées Cl. commercializzate Handelsklassen | % | 1980 | | 1981 | | | | | | | | |
|--|---|-----------|------------|---------|---------|---------|---------|---------|---------|---------|---------|---------|--------|
| | | | NOV | DEC | JAN | FEB | MAR | APR | MAI | JUN | JUL | | |
| LUXEMBOURG | | | | | | | | | | | | | |
| Prix d'orientation | | | LFR 6513,9 | | 7050,8 | | | | | | | | |
| Ø LUXEMBOURG- ESCH-ALZETTE | Bœufs, génisses, taureaux | Cl. Extra | 65 | LFR | 6111,2 | 6121,3 | 6156,7 | 6152,7 | 6189,5 | 6348,7 | 6654,3 | 6715,9 | 6674,9 |
| | | Cl. AA | 11 | | 5385,2 | 5403,6 | 5400,5 | 5455,7 | 5453,3 | 5613,1 | 5869,5 | 5881,9 | 5833,6 |
| | | Cl. A | 1 | | 4748,6 | 4827,2 | 4761,9 | 4816,8 | 4961,6 | 5073,3 | 5333,5 | 5360,3 | 5353,0 |
| | Vaches | Cl. Extra | 2 | | 6129,5 | 6382,0 | 6132,9 | 6219,0 | 6473,6 | 6640,2 | 6825,7 | 6857,5 | 6749,4 |
| | | Cl. AA | 5 | | 5229,9 | 5152,1 | 5370,7 | 5339,4 | 5373,3 | 5758,5 | 5950,0 | 6070,8 | 5997,2 |
| | | Cl. A | 12 | | 4466,8 | 4591,3 | 4621,5 | 4569,2 | 4597,5 | 4819,2 | 5187,1 | 5199,1 | 5121,8 |
| | | Cl. B | 4 | | 4023,2 | 4045,3 | 4095,7 | 4160,5 | 4189,4 | 4353,8 | 4585,5 | 4593,5 | 4649,9 |
| Moyenne pondérée toutes classes | | 100 | LFR | 5693,2 | 5719,5 | 5753,1 | 5753,6 | 5790,1 | 5968,0 | 6264,1 | 6314,3 | 6269,4 | |
| | | | ECU | 140,505 | 141,155 | 141,985 | 141,998 | 142,739 | 146,281 | 153,539 | 154,767 | 153,667 | |
| NETHERLAND | | | | | | | | | | | | | |
| Orientatieprijs | | | HFL 449,15 | | 486,17 | | | | | | | | |
| Ø LEIDEN 'S HERTOGENBOSCH ZWOLLE | Stieren | 1e Kwal | 13 | HFL | 413,98 | 417,39 | 420,35 | 423,18 | 427,14 | 438,64 | 447,09 | 449,72 | 449,10 |
| | | 2e Kwal | 9 | | 356,14 | 360,61 | 363,78 | 367,03 | 371,02 | 380,55 | 388,02 | 390,02 | 385,52 |
| | Vaarzen | 1e Kwal. | 11 | | 395,53 | 396,96 | 401,50 | 406,19 | 412,54 | 422,72 | 433,04 | 439,96 | 433,92 |
| | | 2e Kwal | 7 | | 329,69 | 332,24 | 336,52 | 342,15 | 349,24 | 360,86 | 371,26 | 377,02 | 371,23 |
| | Koeien | 1e Kwal | 13 | | 370,63 | 372,24 | 377,34 | 382,36 | 390,81 | 403,32 | 413,46 | 419,10 | 413,31 |
| | | 2e Kwal | 32 | | 301,64 | 303,32 | 309,83 | 315,79 | 324,36 | 338,24 | 352,47 | 361,34 | 353,92 |
| | | 3e Kwal. | 10 | | 260,48 | 261,43 | 265,48 | 271,69 | 279,56 | 291,92 | 304,84 | 315,01 | 308,86 |
| Worstkoeien | | 5 | 230,83 | 233,33 | 233,96 | 236,54 | 241,67 | 248,69 | 257,54 | 265,37 | 262,54 | | |
| Gewogen gemiddelde aller klassen | | 100 | HFL | 334,75 | 336,90 | 341,52 | 346,43 | 353,38 | 365,33 | 376,57 | 383,23 | 377,79 | |
| | | | ECU | 119,816 | 120,584 | 122,249 | 123,995 | 126,342 | 129,863 | 133,858 | 136,228 | 134,294 | |
| UNITED KINGDOM | | | | | | | | | | | | | |
| Guide price | | | UKL 99,455 | | 106,916 | | | | | | | | |
| GREAT BRITAIN Ø 41 MARKETS | Steers | Light | 20 | UKL | 75,806 | 83,759 | 85,162 | 86,856 | 89,651 | 92,823 | 93,589 | 95,748 | 91,083 |
| | | Medium | 21 | | 75,440 | 84,100 | 85,222 | 86,181 | 89,570 | 92,267 | 93,372 | 95,457 | 89,832 |
| | Heifers | Heavy | 10 | | 73,635 | 82,184 | 83,831 | 84,666 | 88,455 | 90,920 | 92,032 | 93,685 | 88,147 |
| | | Light | 13 | | 69,275 | 77,916 | 81,179 | 83,749 | 86,716 | 89,856 | 91,110 | 91,974 | 85,196 |
| | | Med./Hea | 12 | | 69,142 | 78,420 | 81,367 | 83,556 | 86,210 | 89,221 | 90,154 | 91,362 | 84,858 |
| | Cows | I | 11 | | 58,192 | 62,787 | 66,414 | 70,370 | 73,632 | 77,995 | 79,092 | 79,140 | 75,533 |
| | | II | 7 | | 53,222 | 56,576 | 60,355 | 64,676 | 67,437 | 71,737 | 72,854 | 73,429 | 70,448 |
| III | | 6 | 45,352 | 49,197 | 52,563 | 59,970 | 59,425 | 63,489 | 63,658 | 64,766 | 62,286 | | |
| | | 100 | UKL | 68,518 | 75,990 | 78,314 | 80,536 | 83,589 | 86,831 | 87,811 | 89,216 | 84,132 | |
| NORTHERN IRELAND Ø 3 MARKETS + 4 ABATTOIRS | Steers | U | 1 | UKL | 67,956 | 73,304 | 78,952 | 81,441 | 87,774 | 88,572 | 89,675 | 89,825 | 84,076 |
| | | LM | 17 | | 65,500 | 70,942 | 76,527 | 78,962 | 85,344 | 86,076 | 86,791 | 86,725 | 81,217 |
| | | LH | 16 | | 67,429 | 72,689 | 78,044 | 80,454 | 86,799 | 87,256 | 88,234 | 88,160 | 82,494 |
| | | T | 34 | | 64,976 | 70,295 | 75,756 | 78,057 | 84,334 | 84,835 | 85,748 | 85,589 | 80,069 |
| | Heifers | U/L | 4 | | 61,653 | 66,942 | 73,951 | 76,163 | 82,834 | 83,833 | 84,598 | 84,294 | 78,744 |
| | | T | 8 | | 60,283 | 65,440 | 72,274 | 74,618 | 81,133 | 81,968 | 82,845 | 82,196 | 76,668 |
| | Steers and H.E. | | 6 | | 59,493 | 64,929 | 71,120 | 73,469 | 79,745 | 80,374 | 80,902 | 80,782 | 75,737 |
| Cows | | 14 | 49,993 | 52,289 | 58,707 | 61,160 | 64,093 | 67,035 | 69,122 | 66,904 | 66,002 | | |
| | | 88.5 | UKL | 62,552 | 67,453 | 73,270 | 75,639 | 81,509 | 82,442 | 83,465 | 83,009 | 78,138 | |
| GREAT BRITAIN | | 88.5 | UKL | 68,518 | 75,990 | 78,314 | 80,536 | 83,589 | 86,831 | 87,811 | 89,216 | 84,132 | |
| NORTHERN IRELAND | | 11.5 | UKL | 62,552 | 67,453 | 73,270 | 75,639 | 81,509 | 82,442 | 83,465 | 83,009 | 78,138 | |
| Weighted average all classes | | 100 | UKL | 67,832 | 75,008 | 77,734 | 79,973 | 83,350 | 86,327 | 87,311 | 88,502 | 83,443 | |
| | | | ECU | 109,644 | 121,244 | 125,649 | 129,269 | 134,728 | 139,539 | 141,131 | 143,055 | 134,877 | |

**LEVENDE KVÆG
LEBENDE RINDER
LIVE ADULT BOVINE ANIMALS
BOVINS VIVANTS
BOVINI VIVI
LEVENDE RUNDEREN**

**Markedspriser
Marktpreise
Market prices
Prix de marché
Prezzi di mercato
Marktprijzen**

**EF-lande
EG-Länder
Community Countries
Pays de la CE
Paesi della CE
EG-landen**

**OKSEKØD
RINDFLEISCH
BEEF AND VEAL
VIANDE BOVINE
CARNE BOVINA
RUNDVLEES**

100 kg - PVI

| Markeder Märkte Markets Marchés Mercati Markten | Handelsklasser Handelsklassen Classes marketed Classes commercialisées Cl commercializzate Handelsklassen | % | 1981 | | | | | | | | | | |
|--|--|----------|-------|---------|---------|---------|---------|---------|---------|---------|---------|--------|--|
| | | | JUN | | | JUL | | | | AUG | | | |
| | | | 12-18 | 19-25 | 26-2 | 3-9 | 10-16 | 17-23 | 24-30 | 31-6 | | | |
| LUXEMBOURG | | | | | | | | | | | | | |
| Prix d'orientation | | | LFR | 7050,8 | | | | | | | | | |
| Ø LUXEMBOURG- ESCH-ALZETTE | Bœufs, génisses, taureaux | Cl Extra | 65 | LFR | 6706,0 | 6720,0 | 6742,4 | 6697,6 | 6661,2 | 6714,4 | 6608,0 | 6669,6 | |
| | | Cl. AA | 11 | | 5880,6 | 5896,8 | 5880,6 | 5869,8 | 5821,2 | 5796,1 | 5821,2 | 5915,7 | |
| | | Cl. A | 1 | | 5413,2 | 5265,0 | 5449,6 | 5434,0 | 5327,4 | 5278,0 | 5363,8 | 5220,8 | |
| | Vaches | Cl Extra | 2 | LFR | 6860,0 | 7036,4 | 6832,0 | 6944,0 | 6720,0 | 6776,0 | 6538,0 | 6720,0 | |
| | | Cl AA | 5 | | 5915,7 | 6183,0 | 6110,1 | 6126,3 | 6023,7 | 6102,0 | 5705,1 | 5994,0 | |
| | | Cl A | 12 | | 5174,0 | 5228,6 | 5168,8 | 5181,8 | 5101,2 | 5142,8 | 5044,0 | 5148,0 | |
| | | Cl B | 4 | | 4610,0 | 4592,5 | 4625,0 | 4677,5 | 4605,0 | 4682,5 | 4642,5 | 4645,0 | |
| Moyenne pondérée toutes classes | | 100 | LFR | 6298,2 | 6330,3 | 6331,3 | 6307,6 | 6255,3 | 6299,9 | 6196,2 | 6275,8 | | |
| | | | ECU | 154,372 | 155,160 | 155,185 | 154,603 | 153,322 | 154,414 | 151,872 | 153,825 | | |
| NEDERLAND | | | | | | | | | | | | | |
| Orientatieprijs | | | HFL | 486,17 | | | | | | | | | |
| Ø LEIDEN 'S HERTOGENBOSCH ZWOLLE | Stieren | 1e Kwal | 13 | HFL | 450,37 | 448,34 | 450,37 | 448,40 | 448,40 | 448,40 | 450,37 | 452,34 | |
| | | 2e Kwal | 9 | | 390,51 | 389,57 | 389,95 | 384,91 | 384,91 | 384,53 | 386,21 | 387,15 | |
| | Vaarzen | 1e Kwal. | 11 | HFL | 440,99 | 439,64 | 439,64 | 435,19 | 432,49 | 432,10 | 434,03 | 435,58 | |
| | | 2e Kwal | 7 | | 378,22 | 376,38 | 376,38 | 373,27 | 370,33 | 369,05 | 370,70 | 371,98 | |
| | Koeien | 1e Kwal. | 13 | HFL | 420,37 | 418,51 | 418,51 | 414,59 | 412,35 | 411,41 | 413,28 | 414,21 | |
| | | 2e Kwal | 32 | | 363,23 | 360,75 | 359,87 | 355,81 | 352,63 | 351,92 | 353,51 | 354,75 | |
| | | 3e Kwal | 10 | | 317,17 | 314,17 | 314,17 | 310,50 | 307,83 | 307,00 | 308,50 | 309,33 | |
| Worstkoeien | | 5 | | 266,65 | 265,24 | 265,24 | 263,20 | 261,95 | 261,32 | 262,73 | 263,83 | | |
| Gewogen gemiddelde aller klassen | | 100 | HFL | 384,61 | 382,71 | 382,71 | 378,90 | 376,76 | 376,13 | 377,84 | 379,09 | | |
| | | | ECU | 136,716 | 136,043 | 136,043 | 134,687 | 133,925 | 133,703 | 134,309 | 134,755 | | |
| UNITED KINGDOM | | | | | | | | | | | | | |
| Guide price | | | UKL | 106,916 | | | | | | | | | |
| GREAT BRITAIN Ø 41 MARKETS | Steers | Light | 20 | UKL | 96,140 | 96,340 | 93,890 | 93,320 | 91,200 | 89,260 | 89,940 | 89,760 | |
| | | Medium | 21 | | 96,190 | 95,370 | 93,500 | 92,470 | 89,800 | 88,040 | 88,170 | 88,420 | |
| | Heifers | Heavy | 10 | UKL | 94,270 | 93,400 | 91,220 | 90,450 | 88,270 | 86,340 | 86,850 | 86,750 | |
| | | Light | 13 | | 92,220 | 91,610 | 89,390 | 87,620 | 84,440 | 83,760 | 83,950 | 83,920 | |
| | Cows | Med./Hea | 12 | UKL | 91,660 | 91,330 | 88,530 | 87,570 | 84,540 | 83,200 | 83,220 | 83,820 | |
| | | I | 11 | | 80,190 | 78,500 | 76,520 | 75,930 | 75,260 | 75,600 | 75,050 | 75,610 | |
| | | II | 7 | | 74,400 | 72,960 | 71,530 | 70,720 | 69,840 | 70,550 | 70,300 | 70,970 | |
| | | | 6 | | 65,970 | 63,540 | 63,660 | 62,320 | 61,060 | 62,750 | 62,580 | 62,580 | |
| | | 100 | UKL | 89,830 | 89,059 | 87,023 | 86,069 | 83,878 | 82,867 | 83,020 | 83,203 | | |
| NORTHERN IRELAND Ø 3 MARKETS + 4 ABATTOIRS | Steers | U | 1 | UKL | 90,340 | 89,310 | 88,290 | 85,830 | 85,080 | 83,200 | 81,380 | 81,350 | |
| | | LM | 17 | | 87,090 | 86,130 | 85,160 | 83,140 | 82,130 | 80,310 | 78,530 | 78,650 | |
| | | LH | 16 | | 88,520 | 87,590 | 86,560 | 84,580 | 83,500 | 81,510 | 79,630 | 79,660 | |
| | Heifers | U/L | 4 | UKL | 85,870 | 84,950 | 83,960 | 82,020 | 81,000 | 79,070 | 77,460 | 77,380 | |
| | | T | 34 | | 84,620 | 84,280 | 82,960 | 81,080 | 80,000 | 77,430 | 75,660 | 75,940 | |
| | Steers and H.E. | | 8 | | 82,390 | 81,860 | 80,770 | 78,890 | 77,890 | 75,250 | 73,850 | 74,010 | |
| | | | 6 | | 80,840 | 80,380 | 79,640 | 77,510 | 76,990 | 74,410 | 73,310 | 73,030 | |
| Cows | | 14 | | 65,970 | 67,050 | 67,230 | 66,400 | 65,660 | 66,240 | 65,260 | 66,690 | | |
| | | 100 | UKL | 83,130 | 82,562 | 81,727 | 79,913 | 78,956 | 77,266 | 75,711 | 75,916 | | |
| GREAT BRITAIN | | 88,5 | UKL | 89,830 | 89,059 | 87,023 | 86,069 | 83,878 | 82,867 | 83,020 | 83,203 | | |
| NORTHERN IRELAND | | 11,5 | UKL | 83,130 | 82,562 | 81,727 | 79,913 | 78,956 | 77,266 | 75,711 | 75,916 | | |
| Weighted average all classes | | 100 | UKL | 89,060 | 88,312 | 86,414 | 85,361 | 83,312 | 82,223 | 82,179 | 82,365 | | |
| | | | ECU | 143,957 | 142,748 | 139,680 | 137,978 | 134,666 | 132,906 | 132,835 | 133,136 | | |

LEVENDE KVÆG
LEBENDE RINDER
LIVE ADULT BOVINE ANIMALS
BOVINS VIVANTS
BOVINI VIVI
LEVENDE RUNDEREN

Markedspriser
Marktpreise
Market prices
Prix de marché
Prezzi di mercato
Marktprijzen

Tredjelände
Drittländer
Third countries
Pays tiers
Paesi terzi
Derde landen

OKSEKØD
RINDFLEISCH
BEEF AND VEAL
VIANDE BOVINE
CARNE BOVINA
RUNDVLEES

100 kg - PVI

| Markeder Markte Markets Marchés Mercati Markten | Handelsklasser Handelsklassen Classes marketed Classes commercialisées Cl. commercializzate Handelsklassen | % | | 1980 | | 1981 | | | | | | | | | |
|--|---|----------|------|---------|---------|---------|---------|---------|---------|---------|---------|---------|---------|---------|--|
| | | | | NOV | DEC | JAN | FEB | MAR | AVR | MAI | JUN | JUL | | | |
| ÖSTERREICH | | | | | | | | | | | | | | | |
| Ø WIEN 75% GRAZ 25% | Stiere | 56 | Øs | 2584,77 | 2598,74 | 2617,58 | 2612,00 | 2606,29 | 2622,67 | 2652,48 | 2675,27 | 2717,03 | | | |
| | Ochsen | 4 | | 2534,40 | 2566,68 | 2594,13 | 2607,75 | 2607,58 | 2607,10 | 2612,77 | 2625,80 | 2699,10 | | | |
| | Kalbinnen | 9 | | 2266,10 | 2261,23 | 2269,90 | 2282,32 | 2294,29 | 2334,27 | 2361,03 | 2404,50 | 2414,87 | | | |
| | Kuhe | 31 | | 1885,30 | 1807,26 | 1834,77 | 1866,57 | 1902,26 | 1933,87 | 2008,45 | 2090,77 | 2048,39 | | | |
| Gewogener Durchschnitt | | 100 | Øs | 2337,24 | 2321,72 | 2342,68 | 2351,06 | 2360,01 | 2382,56 | 2425,01 | 2467,72 | 2481,84 | | | |
| Berichtigter Preise | | | Øs | 2337,24 | 2321,72 | 2342,68 | 2351,06 | 2360,01 | 2382,56 | 2425,01 | 2467,72 | 2481,84 | | | |
| | | | ECU | 131,458 | 130,586 | 131,764 | 132,403 | 134,634 | 133,523 | 135,903 | 137,845 | 139,506 | | | |
| SVERIGE | | | | | | | | | | | | | | | |
| Ø STOCKHOLM 67% GOTEBORG 33% | Ko och äldre tjur | 1 | 24 | SKR | 700,12 | 719,73 | 753,73 | 764,11 | 767,50 | 767,50 | 767,50 | 781,87 | 810,43 | | |
| | | 2 | 8,8 | | 617,55 | 634,71 | 665,31 | 671,73 | 674,92 | 674,92 | 674,92 | 689,02 | 713,79 | | |
| | Ungnot | EP | 30,2 | | 834,77 | 853,08 | 875,82 | 890,64 | 898,24 | 898,24 | 898,24 | 913,27 | 946,09 | | |
| | | 1 | 30 | | 770,97 | 788,64 | 810,35 | 824,21 | 831,04 | 831,04 | 831,04 | 846,60 | 875,33 | | |
| | | 2 | 7 | | 649,00 | 662,50 | 684,58 | 701,71 | 708,50 | 708,50 | 708,50 | 723,50 | 744,58 | | |
| Gewogener Durchschnitt | | 100 | SKR | 751,20 | 769,19 | 794,97 | 807,85 | 813,77 | 813,77 | 813,77 | 828,72 | 847,76 | | | |
| Berichtigter Preise | | | SKR | 649,09 | 672,58 | 679,86 | 692,06 | 699,68 | 708,51 | 708,51 | 723,45 | 733,14 | | | |
| | | | ECU | 115,660 | 120,488 | 122,354 | 128,566 | 129,516 | 129,218 | 131,335 | 135,212 | 137,022 | | | |
| SCHWEIZ | | | | | | | | | | | | | | | |
| BERN | Génisses et bœufs | A | 18,8 | SFR | 506,67 | 514,35 | 515,00 | 515,00 | 515,00 | 515,00 | 511,13 | 512,00 | 522,26 | | |
| | | B | 9,9 | | 494,67 | 502,35 | 503,00 | 503,00 | 503,00 | 499,13 | 500,00 | 510,26 | | | |
| | | C | 2,6 | | 441,67 | 445,00 | 445,32 | 450,00 | 450,00 | 453,87 | 457,00 | 467,26 | | | |
| | | D | 1,7 | | 394,67 | 398,00 | 398,32 | 403,00 | 403,00 | 406,87 | 410,00 | 418,81 | | | |
| | Vaches | A | 4,7 | | 446,67 | 450,00 | 450,32 | 455,36 | 460,00 | 460,00 | 460,00 | 462,00 | 474,35 | | |
| | | B | 3,1 | | 410,00 | 410,00 | 410,32 | 417,86 | 420,81 | 425,00 | 428,87 | 436,33 | 440,00 | | |
| | | C | 14,6 | | 380,00 | 380,00 | 380,32 | 391,43 | 408,87 | 418,50 | 423,87 | 431,33 | 435,16 | | |
| | | D | 14,0 | | 365,00 | 365,00 | 365,32 | 373,57 | 388,87 | 398,50 | 403,87 | 411,33 | 415,16 | | |
| | | E | 15,6 | | 295,00 | 295,00 | 295,32 | 306,07 | 318,87 | 326,75 | 331,37 | 338,83 | 342,82 | | |
| | | Taureaux | A 1 | | 7,5 | 511,67 | 519,35 | 520,00 | 520,00 | 519,19 | 515,00 | 511,13 | 512,00 | 522,10 | |
| | A 2 | | 2,4 | | 451,67 | 459,35 | 460,00 | 460,00 | 460,00 | 460,00 | 456,13 | 457,00 | 467,10 | | |
| | B 1 | | 2,0 | | 459,67 | 467,35 | 468,00 | 468,00 | 468,00 | 468,00 | 468,00 | 470,00 | 481,06 | | |
| | B 2 | | 1,2 | | 425,00 | 425,00 | 425,00 | 427,86 | 431,61 | 440,00 | 440,00 | 442,00 | 446,29 | | |
| | C | | 1,0 | | 425,00 | 425,00 | 425,00 | 427,86 | 434,68 | 445,00 | 448,87 | 452,00 | 457,42 | | |
| | D | | 0,5 | | 420,00 | 420,00 | 420,00 | 422,86 | 429,68 | 443,50 | 448,87 | 456,33 | 462,42 | | |
| | E | | 0,4 | | 413,00 | 413,00 | 413,00 | 415,86 | 422,68 | 436,50 | 441,87 | 449,33 | 455,42 | | |
| | Gewogener Durchschnitt | | 100 | | SFR | 420,23 | 423,65 | 424,10 | 429,31 | 436,42 | 440,55 | 441,68 | 445,94 | 453,09 | |
| | Berichtigter Preise | | | | SFR | 420,23 | 423,65 | 424,10 | 429,31 | 436,42 | 440,55 | 441,68 | 445,94 | 453,09 | |
| | | | | | ECU | 186,746 | 188,266 | 188,463 | 190,779 | 193,271 | 191,621 | 194,063 | 201,418 | 211,149 | |

LEVENDE KVÆG
LEBENDE RINDER
LIVE ADULT BOVINE ANIMALS
BOVINS VIVANTS
BOVINI VIVI
LEVENDE RUNDEREN

Markedspriser
Marktpreise
Market prices
Prix de marché
Prezzi di mercato
Marktprijzen

Tredjelande
Drittländer
Third countries
Pays tiers
Paesi terzi
Derde landen

OKSEKØD
RINDFLEISCH
BEEF AND VEAL
VIANDE BOVINE
CARNE BOVINA
RUNDFLEES

100 kg - PVI

| Markeder Markte Markets Marchés Mercati Markten | Handelsklasser Handelsklassen Classes marketed Classes commercialisées Cl commercializzate Handelsklassen | % | | 1981 | | | | | | | | | | |
|--|--|-----|------|---------|---------|---------|---------|---------|---------|---------|---------|---------|---------|--|
| | | | | JUN | | | JUL | | | | AUG | | | |
| | | | | 12-18 | 19-25 | 26- 2 | 3 - 9 | 10-16 | 17-23 | 24-30 | 31- 6 | | | |
| ÖSTERREICH | | | | | | | | | | | | | | |
| Ø WIEN 75 % GRAZ 25 % | Stiere | 56 | Os | 2690,00 | 2683,00 | 2691,00 | 2703,00 | 2732,00 | 2720,00 | 2720,00 | 2721,00 | | | |
| | Ochsen | 4 | | 2603,00 | 2629,00 | 2680,00 | 2703,00 | 2723,00 | 2727,00 | 2646,00 | 2719,00 | | | |
| | Kalbinnen | 9 | | 2385,00 | 2402,00 | 2415,00 | 2407,00 | 2421,00 | 2422,00 | 2414,00 | 2383,00 | | | |
| | Kuhe | 31 | | 2085,00 | 2101,00 | 2107,00 | 2078,00 | 2058,00 | 2020,00 | 2025,00 | 2019,00 | | | |
| Gewogener Durchschnitt | | 100 | Os | 2471,52 | 2475,13 | 2484,68 | 2482,61 | 2494,71 | 2476,46 | 2474,05 | 2472,88 | | | |
| Berichtigter Preise | | | Os | 2471,52 | 2475,13 | 2484,68 | 2482,61 | 2494,71 | 2476,46 | 2474,05 | 2472,88 | | | |
| | | | ECU | 135,859 | 139,128 | 139,665 | 139,549 | 140,229 | 139,203 | 139,068 | 139,002 | | | |
| SVERIGE | | | | | | | | | | | | | | |
| Ø STOCKHOLM 67 % GÖTEBORG 33 % | Ko och äldre tjur | 1 | 24 | SKR | 786,50 | 786,50 | 786,50 | 806,00 | 814,02 | 814,02 | 814,02 | 814,02 | | |
| | | 2 | 8,8 | | 693,72 | 693,72 | 693,72 | 710,17 | 716,77 | 716,77 | 716,77 | 716,77 | | |
| | Ungnot | EP | 30,2 | | 917,84 | 917,84 | 917,84 | 940,80 | 950,34 | 950,34 | 950,34 | 950,34 | 950,34 | |
| | | 1 | 30 | | 851,71 | 851,71 | 851,71 | 871,32 | 878,76 | 878,76 | 878,76 | 878,76 | 878,76 | |
| | | 2 | 7 | 728,50 | 728,50 | 728,50 | 741,50 | 747,02 | 747,02 | 747,02 | 747,02 | 747,02 | | |
| Gewogener Durchschnitt | | 100 | SKR | 833,50 | 833,50 | 833,50 | 853,36 | 861,36 | 861,36 | 861,36 | 861,36 | 861,36 | | |
| Berichtigter Preise | | | SKR | 728,24 | 728,24 | 728,24 | 716,52 | 724,52 | 745,57 | 745,57 | 745,57 | 745,57 | | |
| | | | ECU | 136,107 | 136,107 | 136,107 | 133,915 | 135,412 | 139,346 | 139,346 | 139,346 | 139,346 | | |
| SCHWEIZ | | | | | | | | | | | | | | |
| BERN | Génisses et bœufs | A | 18,8 | SFR | 510,00 | 515,00 | 515,00 | 520,00 | 520,00 | 525,00 | 525,00 | 530,00 | | |
| | | B | 9,9 | | 498,00 | 503,00 | 503,00 | 508,00 | 508,00 | 513,00 | 513,00 | 518,00 | | |
| | | C | 2,6 | | 455,00 | 460,00 | 460,00 | 465,00 | 465,00 | 470,00 | 470,00 | 475,00 | | |
| | | D | 1,7 | | 408,00 | 413,00 | 413,00 | 418,00 | 418,00 | 420,00 | 420,00 | 425,00 | | |
| | Vaches | A | 4,7 | | 460,00 | 465,00 | 465,00 | 475,00 | 475,00 | 475,00 | 475,00 | 475,00 | 475,00 | |
| | | B | 3,1 | | 435,00 | 440,00 | 440,00 | 440,00 | 440,00 | 440,00 | 440,00 | 440,00 | 440,00 | |
| | | C | 14,6 | | 430,00 | 435,00 | 435,00 | 435,00 | 435,00 | 435,00 | 435,00 | 440,00 | 440,00 | |
| | | D | 14,0 | | 410,00 | 415,00 | 415,00 | 415,00 | 415,00 | 415,00 | 415,00 | 420,00 | 420,00 | |
| | | E | 15,6 | | 337,50 | 342,50 | 342,50 | 342,50 | 342,50 | 343,00 | 343,00 | 345,50 | 345,50 | |
| | Taureaux | A 1 | 7,5 | | 510,00 | 515,00 | 515,00 | 520,00 | 520,00 | 525,00 | 525,00 | 525,00 | 525,00 | |
| | | A 2 | 2,4 | | 455,00 | 460,00 | 460,00 | 465,00 | 465,00 | 470,00 | 470,00 | 470,00 | 470,00 | |
| | | B 1 | 2,0 | | 468,00 | 473,00 | 473,00 | 478,00 | 478,00 | 485,00 | 485,00 | 485,00 | 485,00 | |
| | | B 2 | 1,2 | | 440,00 | 445,00 | 445,00 | 450,00 | 450,00 | 443,00 | 443,00 | 443,00 | 443,00 | |
| | | C | 1,0 | | 450,00 | 455,00 | 455,00 | 455,00 | 455,00 | 460,00 | 460,00 | 460,00 | 460,00 | |
| | | D | 0,5 | | 455,00 | 460,00 | 460,00 | 460,00 | 460,00 | 465,00 | 465,00 | 465,00 | 465,00 | |
| | | E | 0,4 | | 448,00 | 453,00 | 453,00 | 453,00 | 453,00 | 458,00 | 458,00 | 458,00 | 458,00 | |
| | Gewogener Durchschnitt | | 100 | | SFR | 444,26 | 449,26 | 449,26 | 452,04 | 452,04 | 454,36 | 454,36 | 457,83 | |
| | Berichtigter Preise | | | | SFR | 444,26 | 449,26 | 449,26 | 452,04 | 452,04 | 454,36 | 454,36 | 457,83 | |
| | | | | | ECU | 201,329 | 203,595 | 209,492 | 210,786 | 210,786 | 211,869 | 211,869 | 209,480 | |

LEVENDE KALVE
LEBENDE KÄLBER
LIVE CALVES
VEAUX VIVANTS
VITELLI VIVI
LEVENDE KALVEREN

Markedspriser
Marktpreise
Market prices
Prix de marché
Prezzi di mercato
Marktprijzen

EF-lande
EG-Länder
Community Countries
Pays de la CE
Paesi della CE
EG-landen

OKSEKØD
RINDFLEISCH
BEEF AND VEAL
VIANDE BOVINE
CARNE BOVINA
RUNDVLEES

100 kg - PVI

| Markeder Märkte Markets Marchés Mercati Markten | Kvaliteter Qualitäten Qualities Qualités Qualità Kwaliteiten | % | | 1980 | | 1981 | | | | | | | |
|--|---|--------|------|--------|---------|---------|---------|---------|---------|---------|---------|---------|---------|
| | | | | NOV | DEC | JAN | FEB | MAR | AVR | MAI | JUN | JUL | |
| BELGIQUE - BELGIE | | | | | | | | | | | | | |
| ANDERLECHT | Extra blancs - bijz. goede | 2 | BFR | 8450,0 | 8983,9 | 9537,1 | 9746,4 | 10327,4 | 10685,0 | 10946,8 | 10628,3 | 10069,4 | |
| | Bons - goede | 7 | | 7926,7 | 8285,5 | 8846,8 | 9137,5 | 9543,6 | 9785,0 | 10195,2 | 9921,7 | 9300,0 | |
| | Ordinaires - gewone | 76 | | 7296,7 | 7408,1 | 8021,0 | 8278,6 | 8811,3 | 9003,3 | 9279,0 | 8953,3 | 8543,6 | |
| | Médiocres - middelmatige | 15 | | 6593,3 | 6564,5 | 7122,6 | 7378,6 | 7941,9 | 8130,0 | 8382,3 | 8076,7 | 7596,8 | |
| Moyenne pondérée Gewogen gemiddelde | | 100 | BFR | 7258,3 | 7374,5 | 7974,3 | 8233,1 | 8762,5 | 8960,7 | 9242,0 | 8923,1 | 8485,0 | |
| | | | | ECU | 179,134 | 181,999 | 196,804 | 203,189 | 216,010 | 219,632 | 226,528 | 218,712 | 207,973 |
| DANMARK | | | | | | | | | | | | | |
| KØBENHAVN (Noteringscenter) | Kalve | Prima | 25 | DKR | 1111,00 | 1130,48 | 1139,68 | 1138,21 | 1143,39 | 1194,50 | 1201,45 | 1169,50 | 1181,37 |
| | | 1. Kl. | 45 | | 1061,00 | 1078,39 | 1084,68 | 1083,21 | 1088,39 | 1139,50 | 1146,45 | 1110,17 | 1121,37 |
| | | 2. Kl. | 30 | | 1003,50 | 1020,89 | 1027,18 | 1025,71 | 1030,89 | 1082,00 | 1088,95 | 1050,50 | 1061,37 |
| Vejet gennemsnit | | | 100 | DKR | 1056,25 | 1074,16 | 1081,18 | 1079,71 | 1084,89 | 1136,00 | 1142,95 | 1107,10 | 1118,37 |
| | | | | ECU | 136,760 | 139,079 | 139,987 | 139,798 | 139,912 | 143,449 | 144,327 | 139,800 | 141,223 |
| BR DEUTSCHLAND | | | | | | | | | | | | | |
| Ø 13 MÄRKTE | Kl. A | | 60,1 | DM | 504,69 | 510,68 | 513,34 | 528,04 | 543,26 | 566,98 | 581,65 | 585,48 | 581,74 |
| | Kl. B | | 26,7 | | 444,32 | 448,06 | 464,29 | 484,70 | 498,25 | 522,32 | 529,07 | 523,21 | 540,47 |
| | Kl. C | | 9,6 | | 381,55 | 403,65 | 411,57 | 431,36 | 464,47 | 458,03 | 501,73 | 479,97 | 502,70 |
| | Kl. D | | 3,6 | | 312,28 | 327,37 | 309,97 | 348,73 | 342,76 | 382,06 | 318,32 | 365,63 | 349,58 |
| Gewogener Durchschnitt | | | 100 | DM | 469,82 | 477,09 | 483,15 | 500,73 | 516,46 | 537,94 | 550,46 | 550,81 | 554,77 |
| | | | | ECU | 170,735 | 173,376 | 175,579 | 181,969 | 188,783 | 202,492 | 207,204 | 207,337 | 208,829 |
| FRANCE | | | | | | | | | | | | | |
| PARIS (Ø 5 centres de cotation) | Blanc | E | 3 | FF | 1592,69 | 1641,17 | 1728,77 | 1780,70 | 1779,87 | 1835,79 | 1830,76 | 1784,86 | 1731,86 |
| | | U | 3 | | 1432,43 | 1479,43 | 1569,96 | 1623,43 | 1627,15 | 1680,96 | 1676,08 | 1631,57 | 1579,87 |
| | | R | 5 | | 1214,79 | 1254,07 | 1339,51 | 1399,50 | 1420,80 | 1473,74 | 1492,33 | 1473,46 | 1422,38 |
| | Rose clair | U | 9 | | 1189,68 | 1230,29 | 1319,64 | 1390,67 | 1442,97 | 1492,57 | 1518,04 | 1496,41 | 1449,21 |
| | | R | 15 | | 1089,51 | 1131,80 | 1219,32 | 1286,06 | 1336,00 | 1385,04 | 1416,36 | 1398,51 | 1348,52 |
| | | O | 8 | | 997,70 | 1037,76 | 1125,68 | 1190,04 | 1244,57 | 1282,08 | 1321,94 | 1311,87 | 1261,36 |
| | Rosé | U | 11 | | 1105,20 | 1141,51 | 1228,68 | 1302,67 | 1362,42 | 1414,19 | 1447,60 | 1427,16 | 1378,19 |
| | | R | 16 | | 1023,12 | 1058,60 | 1143,52 | 1211,97 | 1270,84 | 1321,30 | 1354,64 | 1337,22 | 1288,64 |
| | | O | 9 | | 942,64 | 977,73 | 1057,88 | 1122,09 | 1178,79 | 1227,36 | 1258,45 | 1239,16 | 1191,06 |
| | Rouge | R | 12 | | 936,86 | 973,48 | 1056,68 | 1122,33 | 1176,36 | 1220,00 | 1249,00 | 1229,17 | 1187,60 |
| | | O | 9 | | 858,68 | 894,04 | 973,20 | 1036,47 | 1086,62 | 1128,76 | 1159,78 | 1140,32 | 1097,85 |
| | Moyenne pondérée | | | | 100 | FF | 1061,62 | 1100,06 | 1185,38 | 1251,44 | 1301,33 | 1349,26 | 1378,15 |
| | | | | ECU | 181,567 | 188,141 | 202,733 | 214,031 | 221,653 | 225,054 | 229,873 | 226,539 | 218,569 |

LEVENDE KALVE
LEBENDE KÄLBER
LIVE CALVES
VEAUX VIVANTS
VITELLI VIVI
LEVENDE KALVEREN

Markedspriser
Marktpreise
Market prices
Prix de marché
Prezzi di mercato
Marktprijzen

EF-lande
EG-Länder
Community Countries
Pays de la CE
Paesi della CE
EG-landen

OKSEKØD
RINDFLEISCH
BEEF AND VEAL
VIANDE BOVINE
CARNE BOVINA
RUNDVLEES

100 kg - PVI

| Markeder Märkte Markets Marchés Mercati Markten | Kvaliteter Qualitäten Qualités Qualità Kwaliteiten | % | | 1981 | | | | | | | | | |
|--|--|--------|-----|---------|---------|---------|---------|---------|---------|---------|---------|---------|---------|
| | | | | JUN | | | JUL | | | | AUG | | |
| | | | | 12-18 | 19-25 | 26-2 | 3-9 | 10-16 | 17-23 | 24-30 | 31-6 | | |
| BELGIQUE - BELGIE | | | | | | | | | | | | | |
| ANDERLECHT | Extra blancs - bijz. goede | 2 | BFR | 10550,0 | 10600,0 | 10400,0 | 10050,0 | 10050,0 | 10050,0 | 10050,0 | 9950,0 | | |
| | Bons - goede | 7 | | 9850,0 | 9900,0 | 9550,0 | 9250,0 | 9300,0 | 9300,0 | 9300,0 | 9150,0 | | |
| | Ordinaires - gewone | 76 | | 8850,0 | 8900,0 | 8700,0 | 8500,0 | 8550,0 | 8550,0 | 8550,0 | 8400,0 | | |
| | Médiocres - middelmatige | 15 | | 7900,0 | 7950,0 | 7750,0 | 7550,0 | 7600,0 | 7600,0 | 7600,0 | 7550,0 | | |
| Moyenne pondérée Gewogen gemiddelde | | 100 | BFR | 8811,5 | 8861,5 | 8651,0 | 8441,0 | 8490,0 | 8490,0 | 8490,0 | 8356,0 | | |
| | | | ECU | 215,976 | 217,202 | 212,042 | 206,895 | 208,096 | 208,096 | 208,096 | 204,811 | | |
| DANMARK | | | | | | | | | | | | | |
| KØBENHAVN (Noteringscenter) | Kalve | Prima | 25 | DKR | 1172,50 | 1162,50 | 1162,50 | 1172,50 | 1182,50 | 1182,50 | 1192,50 | 1187,50 | |
| | | 1. Kl. | 45 | | 1112,50 | 1102,50 | 1102,50 | 1112,50 | 1122,50 | 1122,50 | 1132,50 | 1127,50 | |
| | | 2. Kl. | 30 | | 1052,50 | 1042,50 | 1042,50 | 1052,50 | 1062,50 | 1062,50 | 1072,50 | 1067,50 | |
| Vejet gennemsnit | | 100 | DKR | 1109,50 | 1099,50 | 1099,50 | 1109,50 | 1119,50 | 1119,50 | 1129,50 | 1124,50 | | |
| | | | ECU | 140,103 | 138,840 | 138,840 | 140,103 | 141,366 | 141,366 | 142,629 | 141,997 | | |
| BR DEUTSCHLAND | | | | | | | | | | | | | |
| Ø 13 MÄRKTE | Kl. A | 60,1 | DM | 586,80 | 581,70 | 582,50 | 583,00 | 582,50 | 583,40 | 578,70 | 575,70 | | |
| | Kl. B | 26,7 | | 517,90 | 517,50 | 544,80 | 536,30 | 541,90 | 544,40 | 539,20 | 532,50 | | |
| | Kl. C | 9,6 | | 480,00 | 461,00 | 512,50 | 467,10 | 519,20 | 534,10 | 496,30 | 441,70 | | |
| | Kl. D | 3,6 | | 367,50 | 367,40 | 315,00 | 363,60 | 371,70 | 380,00 | 300,00 | 300,00 | | |
| Gewogener Durchschnitt | | 100 | DM | 550,26 | 545,26 | 556,08 | 551,50 | 557,99 | 560,93 | 550,21 | 541,38 | | |
| | | | ECU | 207,128 | 205,246 | 209,322 | 207,595 | 210,041 | 211,147 | 207,111 | 203,785 | | |
| FRANCE | | | | | | | | | | | | | |
| PARIS (Ø 5 centres de cotation) | Blanc | E | 3 | FF | 1805,10 | 1772,10 | 1722,60 | 1706,10 | 1706,10 | 1742,40 | 1765,50 | 1801,80 | |
| | | U | 3 | | 1651,20 | 1619,20 | 1571,20 | 1555,20 | 1555,20 | 1590,40 | 1612,80 | 1638,40 | |
| | | R | 5 | | 1490,07 | 1461,14 | 1421,87 | 1401,20 | 1403,27 | 1430,34 | 1448,74 | 1465,27 | |
| | Rose clair | U | 9 | | 1506,56 | 1484,80 | 1445,12 | 1428,48 | 1433,60 | 1454,08 | 1475,84 | 1491,20 | |
| | | R | 15 | | 1411,12 | 1382,60 | 1345,40 | 1328,04 | 1333,00 | 1352,84 | 1375,16 | 1390,04 | |
| | | O | 8 | | 1320,00 | 1300,80 | 1261,80 | 1239,00 | 1245,00 | 1266,00 | 1288,80 | 1306,80 | |
| | Rosé | U | 11 | | 1438,72 | 1411,84 | 1376,00 | 1358,08 | 1363,20 | 1383,68 | 1402,88 | 1416,96 | |
| | | R | 16 | | 1349,12 | 1321,84 | 1285,88 | 1268,52 | 1273,48 | 1293,32 | 1314,40 | 1328,04 | |
| | | O | 9 | | 1250,40 | 1225,20 | 1189,20 | 1171,20 | 1176,00 | 1195,20 | 1216,80 | 1230,00 | |
| | Rouge | R | 12 | | 1241,24 | 1211,48 | 1180,48 | 1166,84 | 1171,84 | 1192,88 | 1215,20 | 1227,60 | |
| | | O | 9 | | 1152,00 | 1123,20 | 1093,20 | 1077,60 | 1082,40 | 1102,80 | 1124,40 | 1136,40 | |
| | Moyenne pondérée | | 100 | | FF | 1370,33 | 1343,41 | 1306,90 | 1289,55 | 1294,16 | 1315,68 | 1337,14 | 1352,37 |
| | | | ECU | 228,569 | 224,078 | 217,988 | 215,095 | 215,863 | 219,452 | 223,033 | 225,572 | | |

LEVENDE KALVE
LEBENDE KÄLBER
LIVE CALVES
VEAUX VIVANTS
VITELLI VIVI
LEVENDE KALVEREN

Markedspriser
Marktpreise
Market prices
Prix de marché
Prezzi di mercato
Marktprijzen

EF-lande
EG-Länder
Community Countries
Pays de la CE
Paesi della CE
EG-landen

OKSEKØD
RINDFLEISCH
BEEF AND VEAL
VIANDE BOVINE
CARNE BOVINA
RUNDVLEES

100 kg - PVI

| Markeder Märkte Markets Marchés Mercati Markten | Kvaliteter Qualitäten Qualities Qualités Qualità Kwaliteiten | % | | 1980 | | 1981 | | | | | | | |
|--|---|-----|--------------|---------|---------|---------|---------|---------|---------|---------|---------|---------|---------|
| | | | | NOV | DEC | JAN | FEB | MAR | APR | MAI | JUIN | JUL | |
| IRELAND | | | | | | | | | | | | | |
| BANDON | Young calves | | IRL/ head | 62,131 | 74,325 | 89,354 | 83,803 | 73,422 | 73,303 | 64,234 | 58,016 | 72,534 | |
| Corrected price | | | 100 | IRL | 111,537 | 119,005 | 128,208 | 124,809 | 118,452 | 118,379 | 112,825 | 109,017 | 117,908 |
| | | | | ECU | 169,182 | 180,509 | 194,469 | 189,312 | 178,591 | 172,780 | 164,673 | 159,116 | 172,092 |
| ITALIA | | | | | | | | | | | | | |
| Ø REGGIO - EMILIA PADOVA, CREMONA MACERATA e ROMA | 1ª qual. | 60 | LIT | 216.772 | 225.902 | 237.043 | 239.084 | 242.159 | 269.282 | 289.886 | 297.984 | 299.339 | |
| | 2ª qual. | 40 | | 191.499 | 199.474 | 208.780 | 211.634 | 215.404 | 233.098 | 247.428 | 257.438 | 259.692 | |
| Media ponderata | | | 100 | LIT | 206.662 | 215.331 | 225.738 | 228.104 | 231.457 | 254.808 | 272.903 | 281.766 | 283.480 |
| | | | | ECU | 178,498 | 185,984 | 194,973 | 197,017 | 198,060 | 207,667 | 222,415 | 229,638 | 231,035 |
| LUXEMBOURG | | | | | | | | | | | | | |
| Ø LUXEMBOURG - ESCH - ALZETTE | | 100 | LFR | 6600,0 | 6600,0 | 6600,0 | 6600,0 | 6600,0 | 6600,0 | 6600,0 | 6600,0 | 6600,0 | |
| | | | ECU | 162,886 | 162,886 | 162,886 | 162,886 | 162,706 | 161,771 | 161,771 | 161,771 | 161,771 | 161,771 |
| NEDERLAND | | | | | | | | | | | | | |
| Ø BARNEVELD - s HERTOGENBOSCH | 1e Kwaliteit | 25 | HFL | 443,00 | 480,76 | 531,50 | 555,02 | 592,97 | 619,37 | 651,95 | 614,90 | 587,34 | |
| | 2e Kwaliteit | 55 | | 418,92 | 453,61 | 506,90 | 528,70 | 571,15 | 597,63 | 627,42 | 593,27 | 563,11 | |
| | 3e Kwaliteit | 20 | | 393,78 | 412,24 | 476,24 | 496,32 | 537,71 | 558,08 | 589,52 | 563,25 | 524,82 | |
| Gewogen gemiddelde | | | 100 | HFL | 419,91 | 452,13 | 506,92 | 528,80 | 569,91 | 595,16 | 625,97 | 592,67 | 561,51 |
| | | | | ECU | 150,295 | 161,825 | 181,437 | 189,269 | 203,748 | 211,560 | 222,514 | 210,677 | 199,600 |
| UNITED KINGDOM | | | | | | | | | | | | | |
| SMITHFIELD | English fats | | UKL | 165,350 | 165,350 | 165,350 | 165,350 | 165,350 | 165,350 | 165,350 | 165,350 | 165,350 | |
| Corrected price | | | 100 | UKL | 103,554 | 103,554 | 103,554 | 103,554 | 103,554 | 103,554 | 103,554 | 103,554 | 103,554 |
| | | | | ECU | 167,386 | 167,386 | 167,386 | 167,386 | 167,386 | 167,386 | 167,386 | 167,386 | 167,386 |

LEVENDE KALVE
LEBENDE KÄLBER
LIVE CALVES
VEAUX VIVANTS
VITELLI VIVI
LEVENDE KALVEREN

Markedspriser
Marktpreise
Market prices
Prix de marché
Prezzi di mercato
Marktprijzen

EF-lande
EG-Länder
Community Countries
Pays de la CE
Paesi della CE
EG-landen

OKSEKØD
RINDFLEISCH
BEEF AND VEAL
VIANDE BOVINE
CARNE BOVINA
RUNDVLEES

100 kg - PVI

| Markeder Märkte Markets Marchés Mercati Markten | Kvaliteter Qualitäten Qualities Qualités Qualità Kwaliteiten | % | | 1981 | | | | | | | | | |
|--|---|-----|--------------|---------|---------|---------|---------|---------|---------|---------|---------|--|--|
| | | | | JUN | | | JUL | | | | AUG | | |
| | | | | 12-18 | 19-25 | 26-2 | 3 - 9 | 10-16 | 17-23 | 24-30 | 31- 6 | | |
| IRELAND | | | | | | | | | | | | | |
| BANDON | Young calves | | IRL/ head | 54,720 | 54,120 | 66,560 | 58,030 | 72,180 | 75,530 | 83,230 | 92,630 | | |
| Corrected price | | 100 | IRL | 106,999 | 106,631 | 114,249 | 109,026 | 117,691 | 119,743 | 124,458 | 130,215 | | |
| | | | ECU | 156,170 | 155,633 | 166,752 | 159,129 | 171,776 | 174,771 | 181,653 | 190,055 | | |
| ITALIA | | | | | | | | | | | | | |
| Ø REGGIO - EMILIA PADOVA, CREMONA MACERATA e ROMA | 1ª qual. | 60 | LIT | 297,299 | 297,299 | 298,860 | 299,363 | 300,067 | 299,229 | 298,811 | 299,483 | | |
| | 2ª qual. | 40 | | 258,555 | 258,555 | 258,419 | 259,393 | 260,950 | 259,393 | 259,393 | 259,723 | | |
| Media ponderata | | 100 | LIT | 281,801 | 281,801 | 282,684 | 283,375 | 284,420 | 283,295 | 283,044 | 283,579 | | |
| | | | ECU | 229,667 | 229,667 | 230,386 | 230,950 | 231,801 | 230,884 | 230,679 | 231,116 | | |
| LUXEMBOURG | | | | | | | | | | | | | |
| Ø LUXEMBOURG - ESCH - ALZETTE | | 100 | LFR | 6600,0 | 6600,0 | 6600,0 | 6600,0 | 6600,0 | 6600,0 | 6600,0 | 6600,0 | | |
| | | | ECU | 161,771 | 161,771 | 161,771 | 161,771 | 161,771 | 161,771 | 161,771 | 161,771 | | |
| NEDERLAND | | | | | | | | | | | | | |
| Ø BARNEVELD - s HERTOGENBOSCH | 1e Kwaliteit | 25 | HFL | 625,50 | 602,00 | 609,00 | 628,00 | 587,50 | 564,50 | 566,00 | 567,50 | | |
| | 2e Kwaliteit | 55 | | 602,00 | 585,50 | 587,50 | 602,00 | 562,50 | 543,50 | 541,00 | 538,50 | | |
| | 3e Kwaliteit | 20 | | 573,50 | 555,50 | 549,00 | 563,50 | 526,50 | 502,00 | 503,00 | 506,50 | | |
| Gewogen gemiddelde | | 100 | HFL | 602,18 | 583,63 | 585,18 | 600,80 | 561,55 | 540,45 | 539,65 | 539,35 | | |
| | | | ECU | 214,055 | 207,461 | 208,012 | 213,566 | 199,614 | 192,114 | 191,829 | 191,723 | | |
| UNITED KINGDOM | | | | | | | | | | | | | |
| SMITHFIELD | English fats | | UKL | 165,350 | 165,350 | 165,350 | 165,350 | 165,350 | 165,350 | 165,350 | 165,350 | | |
| Corrected price | | 100 | UKL | 103,554 | 103,554 | 103,554 | 103,554 | 103,554 | 103,554 | 103,554 | 103,554 | | |
| | | | ECU | 167,386 | 167,386 | 167,386 | 167,386 | 167,386 | 167,386 | 167,386 | 167,386 | | |

**MARKEDSPRISER
MARKTPREISE
MARKET PRICES
PRIX DE MARCHÉ
PREZZI DI MERCATO
MARKTPRIJZEN**

**OKSEKØD
RINDFLEISCH
BEEF AND VEAL
VIANDE BOVINE
CARNE BOVINA
RUNDVLEES**

ECU ./100 kg - PVI

| Lande Land Country Pays Paese Land | 1 9 8 1 | | | | | | | | | | |
|--|---|---------|---------|---------|---------|---------|---------|--|--|--|--|
| | JAN | FEB | MAR | APR | MAI | JUN | JUL | | | | |
| | VOKSENT KVÆG - AUSGEWACHSENE RINDER - ADULT BOVINE ANIMALS - GROS BOVINS - BOVINI ADULTI - VOLWASSEN RUNDEREN | | | | | | | | | | |
| BELGIQUE - BELGIE | 140,999 | 141,978 | 145,053 | 149,240 | 156,023 | 160,872 | 159,614 | | | | |
| DANMARK | 124,356 | 127,394 | 128,803 | 133,351 | 134,520 | 134,159 | 134,927 | | | | |
| BR DEUTSCHLAND | 130,100 | 131,303 | 133,399 | 137,759 | 139,599 | 140,278 | 140,405 | | | | |
| FRANCE | 141,085 | 141,651 | 143,989 | 149,091 | 156,775 | 159,705 | 158,760 | | | | |
| IRELAND | 124,714 | 131,267 | 134,672 | 136,796 | 134,143 | 132,049 | 129,896 | | | | |
| ITALIA | 153,878 | 152,401 | 152,913 | 149,711 | 155,498 | 157,046 | 157,052 | | | | |
| LUXEMBOURG | 141,985 | 141,998 | 142,739 | 146,281 | 153,539 | 154,767 | 153,667 | | | | |
| NEDERLAND | 122,249 | 123,995 | 126,342 | 129,863 | 133,858 | 136,228 | 134,294 | | | | |
| UNITED KINGDOM | 125,649 | 129,269 | 134,728 | 139,539 | 141,131 | 143,055 | 134,877 | | | | |
| Vejet gennemsnit E.F. : Gewogener Durchschnitt EG : Weighted average EC : Moyenne pondérée CE : Media ponderata CE : Gewogen gemiddelde EG : | 134,777 | 136,401 | 139,069 | 142,588 | 146,680 | 148,447 | 146,483 | | | | |
| Fælles markedspris : Gemeinsamer Marktpreis : Community market price : Prix de marché communautaire : Prezzo di mercato comunitario : Gemeenschappelijke marktprijs : | 133,783 | 135,610 | 138,523 | 140,910 | 145,533 | 148,402 | 146,927 | | | | |
| KALVE - KÄLBER - CALVES - VEAUX - VITELLI - KALVEREN | | | | | | | | | | | |
| BELGIQUE - BELGIE | 196,804 | 203,189 | 216,010 | 219,632 | 226,528 | 218,712 | 207,973 | | | | |
| DANMARK | 139,987 | 139,798 | 139,912 | 143,449 | 144,327 | 139,800 | 141,223 | | | | |
| BR DEUTSCHLAND | 175,579 | 181,969 | 188,783 | 202,492 | 207,204 | 207,337 | 208,829 | | | | |
| FRANCE | 202,733 | 214,031 | 221,653 | 225,054 | 229,873 | 226,539 | 218,569 | | | | |
| IRELAND | 194,469 | 189,312 | 178,591 | 172,780 | 164,673 | 159,116 | 172,092 | | | | |
| ITALIA | 194,973 | 197,017 | 198,060 | 207,667 | 222,415 | 229,638 | 231,035 | | | | |
| LUXEMBOURG | 162,886 | 162,886 | 162,706 | 161,771 | 161,771 | 161,771 | 161,771 | | | | |
| NEDERLAND | 181,437 | 189,269 | 203,748 | 211,560 | 222,514 | 210,677 | 199,600 | | | | |
| UNITED KINGDOM | 167,386 | 167,386 | 167,386 | 167,386 | 167,386 | 167,386 | 167,386 | | | | |
| Vejet gennemsnit E.F. : Gewogener Durchschnitt EG : Weighted average EC : Moyenne pondérée CE : Media ponderata CE : Gewogen gemiddelde EG : | 185,804 | 190,946 | 195,194 | 200,149 | 204,855 | 203,581 | 201,486 | | | | |
| Fælles markedspris : Gemeinsamer Marktpreis : Community market price : Prix de marché communautaire : Prezzo di mercato comunitario : Gemeenschappelijke marktprijs : | 182,702 | 190,351 | 193,049 | 198,901 | 203,354 | 205,037 | 201,235 | | | | |

**MARKEDSPRISER
MARKTPREISE
MARKET PRICES
PRIX DE MARCHÉ
PREZZI DI MERCATO
MARKTPRIJZEN**

**OKSEKØD
RINDFLEISCH
BEEF AND VEAL
VIANDE BOVINE
CARNE BOVINA
RUNDVLEES**

ECU /100 kg - PVI

| Lande Land Country Pays Paese Land | 1981 | | | | | | | | | | |
|--|---------|---------|---------|---------|---------|---------|---------|---------|--|--|--|
| | JUN | | JUL | | | | | AUG | | | |
| | 18 | 25 | 2 | 9 | 16 | 23 | 30 | 6 | | | |
| VOKSENT KVÆG - AUSGEWACHSENE RINDER - ADULT BOVINE ANIMALS - GROS BOVINS - BOVINI ADULTI - VOLWASSEN RUNDEREN | | | | | | | | | | | |
| BELGIQUE - BELGIE | 162,224 | 161,305 | 160,275 | 160,079 | 159,430 | 159,430 | 159,430 | 158,903 | | | |
| DANMARK | 134,659 | 134,066 | 133,814 | 134,407 | 135,001 | 135,001 | 135,594 | 135,083 | | | |
| BR DEUTSCHLAND | 140,979 | 139,772 | 139,291 | 140,152 | 140,498 | 140,340 | 140,693 | 142,180 | | | |
| FRANCE | 160,235 | 159,994 | 158,670 | 157,589 | 158,471 | 159,544 | 159,378 | 159,360 | | | |
| IRELAND | 132,394 | 131,360 | 131,857 | 131,806 | 129,893 | 128,664 | 128,759 | 129,213 | | | |
| ITALIA | 157,426 | 157,426 | 155,307 | 155,996 | 157,298 | 157,335 | 157,715 | 159,602 | | | |
| LUXEMBOURG | 154,372 | 155,160 | 155,185 | 154,603 | 153,322 | 154,414 | 151,872 | 153,825 | | | |
| NEDERLAND | 136,716 | 136,043 | 136,000 | 134,687 | 133,925 | 133,703 | 134,309 | 134,755 | | | |
| UNITED KINGDOM | 143,957 | 142,748 | 139,680 | 137,978 | 134,666 | 132,906 | 132,835 | 133,136 | | | |
| Vejet gennemsnit E.F. : Gewogener Durchschnitt EG : Weighted average EC : Moyenne pondérée CE : Media ponderata CE : Gewogen gemiddelde EG : | 149,053 | 148,383 | 147,095 | 146,655 | 146,381 | 146,260 | 146,391 | 146,965 | | | |
| Fælles markedspris : Gemeinsamer Marktpreis : Community market price : Prix de marché communautaire : Prezzo di mercato comunitario : Gemeenschappelijke marktprijs : | 148,857 | 148,383 | 147,095 | 146,655 | 146,381 | 146,381 | 146,381 | 146,965 | | | |
| KALVE - KÄLBER - CALVES - VEAUX - VITELLI - KALVEREN | | | | | | | | | | | |
| BELGIQUE - BELGIE | 215,976 | 217,202 | 212,042 | 206,895 | 208,096 | 208,096 | 208,096 | 204,811 | | | |
| DANMARK | 140,103 | 138,840 | 138,840 | 140,103 | 141,366 | 141,366 | 142,629 | 141,997 | | | |
| BR DEUTSCHLAND | 207,128 | 205,246 | 209,322 | 207,595 | 210,041 | 211,147 | 207,111 | 203,785 | | | |
| FRANCE | 228,569 | 224,078 | 217,988 | 215,095 | 215,863 | 219,452 | 223,033 | 225,572 | | | |
| IRELAND | 156,170 | 155,633 | 166,752 | 159,129 | 171,776 | 174,771 | 181,653 | 190,055 | | | |
| ITALIA | 229,667 | 229,667 | 230,386 | 230,950 | 231,801 | 230,884 | 230,679 | 231,116 | | | |
| LUXEMBOURG | 161,771 | 161,771 | 161,771 | 161,771 | 161,771 | 161,771 | 161,771 | 161,771 | | | |
| NEDERLAND | 214,055 | 207,461 | 208,012 | 213,566 | 199,614 | 192,114 | 191,829 | 191,723 | | | |
| UNITED KINGDOM | 167,386 | 167,386 | 167,386 | 167,386 | 167,386 | 167,386 | 167,386 | 167,386 | | | |
| Vejet gennemsnit E.F. : Gewogener Durchschnitt EG : Weighted average EC : Moyenne pondérée CE : Media ponderata CE : Gewogen gemiddelde EG : | 204,045 | 201,876 | 201,590 | 200,103 | 201,035 | 201,960 | 202,563 | 203,257 | | | |
| Fælles markedspris : Gemeinsamer Marktpreis : Community market price : Prix de marché communautaire : Prezzo di mercato comunitario : Gemeenschappelijke marktprijs : | 204,045 | 201,876 | 201,590 | 200,103 | 201,035 | 201,960 | 202,563 | 203,257 | | | |

LEVENDE KVAEG

Priser fastsat af Kommissionen

LEBENDE RINDER

Preise festgesetzt von der Kommission

LIVE ADULT CATTLE

Prices fixed by the Commission

BOVINS VIVANTS

Prix fixés par la Commission

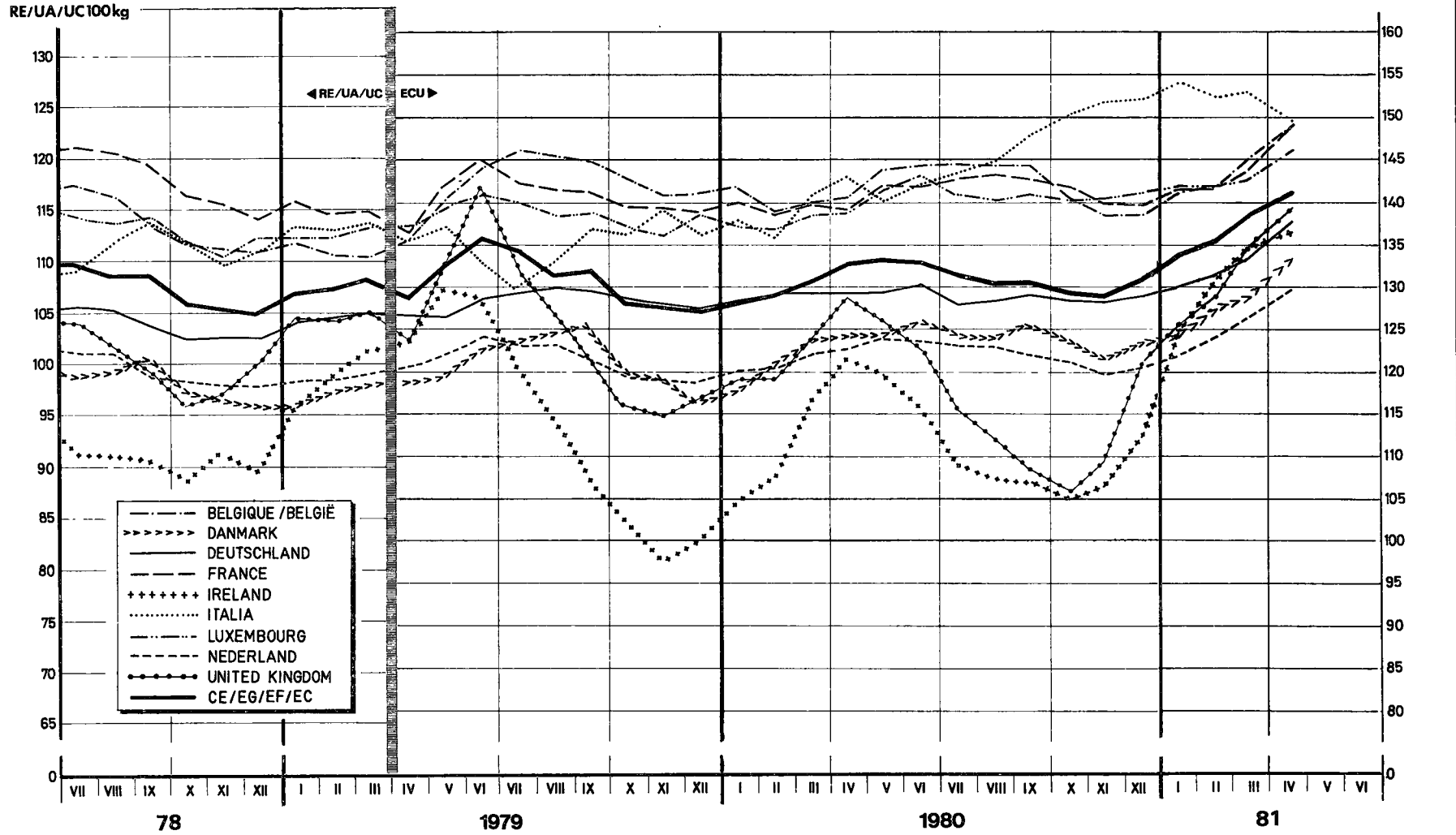
BOVINI VIVI

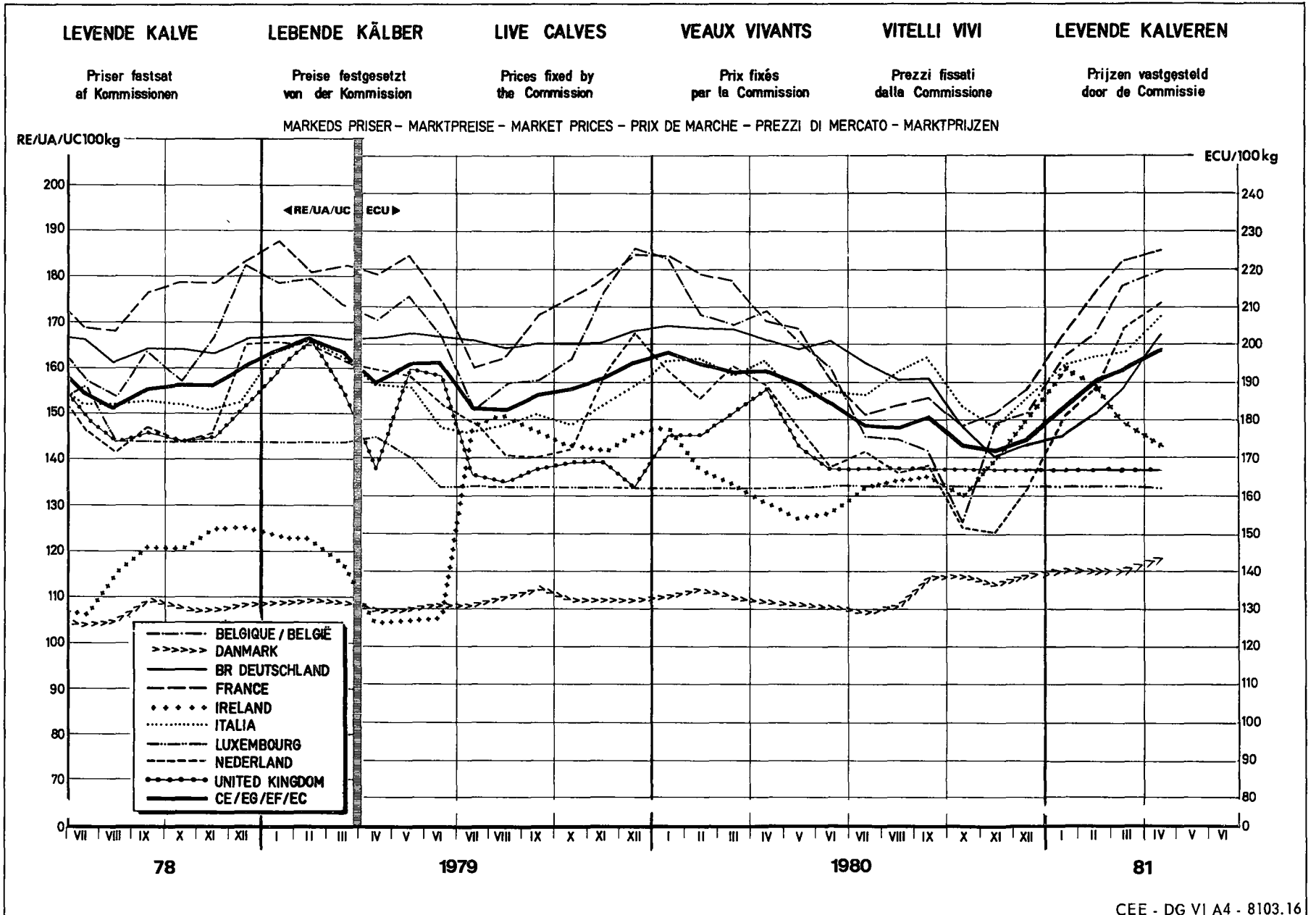
Prezzi fissati dalla Commissione

LEVENDE RUNDEREN

Prijzen vastgesteld door de Commissie

MARKEDS PRISER - MARKTPREISE - MARKET PRICES - PRIX DE MARCHÉ - PREZZI DI MERCATO - MARKTPRIJZEN





**AFGIFTER VED INDFØRSLER FRA TREDJELANDE
 ABSCHÖPFUNGEN BEI EINFUHR AUS DRITTLÄNDERN
 IMPORT LEVIES FROM THIRD COUNTRIES
 PRELEVEMENTS A L'IMPORTATION DES PAYS TIERS
 PRELIEVI ALL'IMPORTAZIONE DAI PAESI TERZI
 HEFFINGEN BIJ INVOER UIT DERDE LANDEN**

**OKSEKØD
 RINDFLEISCH
 BEEF AND VEAL
 VIANDE BOVINE
 CARNE BOVINA
 RUNDVLEES**

I. Østrig, Sverige, Svejts/ Österreich, Schweden, Schweiz / Austria, Sweden, Switzerland /
 Autriche, Suède, Suisse, Austria, Svezzia, Svizzera / Oostenrijk, Zweden, Zwitserland.

ECU ./100 kg

| Tarifnummer Tarifnummer Tariff No N° Tariffaire N. Tariffario Tariefnummer | 1981 | | | | | | | | | | | | |
|---|--|---------|---------|---------|---------|---------|---------|--|--|--|--|--|--|
| | JAN | FEB | MAR | APR | MAI | JUN | JUL | | | | | | |
| | <i>Levende vægt - Lebendgewicht - Live-weight Poids vif - Peso vivo - Lebend gewicht</i> | | | | | | | | | | | | |
| 01.02 A II a) | - | - | - | - | - | - | - | | | | | | |
| 01.02 A II b) | 10,108 | 9,069 | 7,124 | 15,619 | 19,202 | 16,625 | 13,122 | | | | | | |
| | <i>Nettovægt - Nettogewicht - Net weight Poids net - Peso netto - Nettogewicht</i> | | | | | | | | | | | | |
| 02.01 A II a) 1 aa) | - | - | - | - | - | - | - | | | | | | |
| 02.01 A II a) 1 bb) | 19,206 | 17,232 | 13,535 | 29,677 | 36,484 | 31,587 | 24,931 | | | | | | |
| 02.01 A II a) 2 aa) | - | - | - | - | - | - | - | | | | | | |
| 02.01 A II a) 2 bb) | 15,365 | 13,786 | 10,828 | 23,742 | 29,187 | 25,269 | 19,945 | | | | | | |
| 02.01 A II a) 3 aa) | - | - | - | - | - | - | - | | | | | | |
| 02.01 A II a) 3 bb) | 23,047 | 20,679 | 16,242 | 35,613 | 43,782 | 37,904 | 29,917 | | | | | | |
| 02.01 A II a) 4 aa) | 28,809 | 25,849 | 20,302 | 44,516 | 54,727 | 47,381 | 37,397 | | | | | | |
| 02.01 A II a) 4 bb) | 32,953 | 29,567 | 23,222 | 50,920 | 62,600 | 54,197 | 42,776 | | | | | | |
| 02.06 C I a) 1 | 28,809 | 25,849 | 20,302 | 44,516 | 54,727 | 47,381 | 37,397 | | | | | | |
| 02.06 C a) 2 | 32,953 | 29,567 | 23,222 | 50,920 | 62,600 | 54,197 | 42,776 | | | | | | |
| 16.02 B III b) 1 aa) | 32,953 | 29,567 | 23,222 | 50,920 | 62,600 | 54,197 | 42,776 | | | | | | |
| 02.01 A II b) 1 | 110,619 | 110,619 | 110,619 | 129,982 | 133,854 | 133,854 | 133,854 | | | | | | |
| 02.01 A II b) 2 | 88,495 | 88,495 | 88,495 | 103,986 | 107,084 | 107,084 | 107,084 | | | | | | |
| 02.01 A II b) 3 | 138,274 | 138,274 | 138,274 | 162,477 | 167,318 | 167,318 | 167,318 | | | | | | |
| 02.01 A II b) 4 aa) | 165,928 | 165,928 | 165,928 | 194,972 | 200,781 | 200,781 | 200,781 | | | | | | |
| 02.01 A II b) 4 bb) 11 | 138,274 | 138,274 | 138,274 | 162,477 | 167,318 | 167,318 | 167,318 | | | | | | |
| 02.01 A II b) 4 bb) 22 | 138,274 | 138,274 | 138,274 | 162,477 | 167,318 | 167,318 | 167,318 | | | | | | |
| 02.01 A II b) 4 bb) 33 | 190,264 | 190,264 | 190,264 | 223,569 | 230,230 | 230,130 | 230,230 | | | | | | |

**AFGIFTER VED INDFØRSLER FRA TREDJELANDE
 ABSCHÖPFUNGEN BEI EINFUHR AUS DRITTLÄNDERN
 IMPORT LEVIES FROM THIRD COUNTRIES
 PRELEVEMENTS A L'IMPORTATION DES PAYS TIERS
 PRELIEVI ALL'IMPORTAZIONE DAI PAESI TERZI
 HEFFINGEN BIJ INVOER UIT DERDE LANDEN**

**OKSEKØD
 RINDFLEISCH
 BEEF AND VEAL
 VIANDE BOVINE
 CARNE BOVINA
 RUNDVLEES**

I. Østrig - Sverige - Svejts / Österreich - Schweden - Schweiz / Austria - Sweden - Switzerland /
 Autriche - Suède - Suisse / Austria - Svezia - Svizzera / Oosterrijk - Zweden - Zwitserland.

ECU / 100 kg

| Tarifnummer Tarifnummer Tariff No N° Tariffaire N. Tariffario Tariefnummer | 1981 | | | | | | | | | | |
|---|--|---------|---------|---------|---------|---------|---------|---------|--|--|--|
| | JUN | | JUL | | | | AUG | | | | |
| | 22-28 | 29-5 | 6-12 | 13-19 | 20-26 | 27-2 | 3-9 | 10-16 | | | |
| | <i>Levende vægt - Lebendgewicht - Live-weight Poids vif - Peso vivo - Levend gewicht</i> | | | | | | | | | | |
| 01.02 A II a) | - | - | - | - | - | - | - | - | | | |
| 01.02 A II b) | 16,625 | 16,625 | 12,448 | 12,448 | 12,448 | 12,448 | 10,202 | 10,202 | | | |
| | <i>Nettovægt - Nettogewicht - Net weight Poids net - Peso netto - Nettogewicht</i> | | | | | | | | | | |
| 02.01 A II a) 1 aa) | - | - | - | - | - | - | - | - | | | |
| 02.01 A II a) 1 bb) | 31,587 | 31,587 | 23,651 | 23,651 | 23,651 | 23,651 | 19,383 | 19,383 | | | |
| 02.01 A II a) 2 aa) | - | - | - | - | - | - | - | - | | | |
| 02.01 A II a) 2 bb) | 25,269 | 25,269 | 18,921 | 18,921 | 18,921 | 18,921 | 15,506 | 15,506 | | | |
| 02.01 A II a) 3 aa) | - | - | - | - | - | - | - | - | | | |
| 02.01 A II a) 3 bb) | 37,904 | 37,904 | 28,381 | 28,381 | 28,381 | 28,381 | 23,261 | 23,261 | | | |
| 02.01 A II a) 4 aa) | 47,381 | 47,381 | 35,477 | 35,477 | 35,477 | 35,477 | 29,076 | 29,076 | | | |
| 02.01 A II a) 4 bb) | 54,197 | 54,197 | 40,580 | 40,580 | 40,580 | 40,580 | 33,258 | 33,258 | | | |
| 02.06 C I a) 1 | 47,381 | 47,381 | 35,477 | 35,477 | 35,477 | 35,477 | 29,076 | 29,076 | | | |
| 02.06 C a) 2 | 54,197 | 54,197 | 40,580 | 40,580 | 40,580 | 40,580 | 33,258 | 33,258 | | | |
| 16.02 B III b) 1 aa) | 54,197 | 54,197 | 40,580 | 40,580 | 40,580 | 40,580 | 33,258 | 33,258 | | | |
| 02.01 A II b) 1 | 133,854 | 133,854 | 133,854 | 133,854 | 133,854 | 133,854 | 133,854 | 133,854 | | | |
| 02.01 A II b) 2 | 107,084 | 107,084 | 107,084 | 107,084 | 107,084 | 107,084 | 107,084 | 107,084 | | | |
| 02.01 A II b) 3 | 167,318 | 167,318 | 167,318 | 167,318 | 167,318 | 167,318 | 167,318 | 167,318 | | | |
| 02.01 A II b) 4 aa) | 200,781 | 200,781 | 200,781 | 200,781 | 200,781 | 200,781 | 200,781 | 200,781 | | | |
| 02.01 A II b) 4 bb) 11 | 167,318 | 167,318 | 167,318 | 167,318 | 167,318 | 167,318 | 167,318 | 167,318 | | | |
| 02.01 A II b) 4 bb) 22 | 167,318 | 167,318 | 167,318 | 167,318 | 167,318 | 167,318 | 167,318 | 167,318 | | | |
| 02.01 A II b) 4 bb) 33 | 230,230 | 230,230 | 230,230 | 230,230 | 230,230 | 230,230 | 230,230 | 230,230 | | | |

**AFGIFTER VED INDFØRSLER FRA TREDJELANDE
ABSCHÖPFUNGEN BEI EINFUHR AUS DRITTLÄNDERN
IMPORT LEVIES FROM THIRD COUNTRIES
PRELEVEMENTS A L'IMPORTATION DES PAYS TIERS
PRELIEVI ALL'IMPORTAZIONE DAI PAESI TERZI
HEFFINGEN BIJ INVOER UIT DERDE LANDEN**

**OKSEKØD
RINDFLEISCH
BEEF AND VEAL
VIANDE BOVINE
CARNE BOVINA
RUNDVLEES**

II. Andre tredjelande / Andere Drittländer / Other third countries /
Autres pays tiers / Altri paesi terzi / Andere derde landen.

ECU /100 kg

| Tarifnummer Tarifnummer Tariff No N° Tariffare N. Tariffario Tarienummer | 1981 | | | | | | | | | | | |
|--|---------|---------|---------|---------|---------|---------|---------|--|--|--|--|--|
| | JAN | FEB | MAR | APR | MAI | JUN | JUL | | | | | |
| <i>Levende vægt - Lebendgewicht - Live-weight Poids vif - Peso vivo - Lebend gewicht</i> | | | | | | | | | | | | |
| 01.02 A II a) | 55,944 | 55,944 | 55,944 | 60,639 | 61,578 | 61,578 | 61,578 | | | | | |
| 01 02 A II b) | 70,862 | 70,862 | 70,862 | 76,810 | 77,999 | 77,999 | 77,999 | | | | | |
| <i>Nettovægt - Nettogewicht - Net weight Poids net - Peso netto - Nettogewicht</i> | | | | | | | | | | | | |
| 02.01 A II a) 1 aa) | 106,294 | 106,294 | 106,294 | 115,214 | 116,998 | 116,998 | 116,998 | | | | | |
| 02 01 A II a) 1 bb) | 134,639 | 134,639 | 134,639 | 145,938 | 148,198 | 148,198 | 148,198 | | | | | |
| 02.01 A II a) 2 aa) | 85,035 | 85,035 | 85,035 | 92,171 | 93,598 | 93,598 | 93,598 | | | | | |
| 02 01 A II a) 2 bb) | 107,711 | 107,711 | 107,711 | 116,750 | 118,558 | 118,558 | 118,558 | | | | | |
| 02 01 A II a) 3 aa) | 127,553 | 127,553 | 127,553 | 138,257 | 140,398 | 140,398 | 140,398 | | | | | |
| 02 01 A II a) 3 bb) | 161,567 | 161,567 | 161,567 | 175,126 | 177,838 | 177,838 | 177,838 | | | | | |
| 02 01 A II a) 4 aa) | 201,958 | 201,958 | 201,958 | 218,907 | 222,297 | 222,297 | 222,297 | | | | | |
| 02.01 A II a) 4 bb) | 231,012 | 231,012 | 231,012 | 250,399 | 254,276 | 254,276 | 254,276 | | | | | |
| 02 06 C I a) 1 | 201,958 | 201,958 | 201,958 | 218,907 | 222,297 | 222,297 | 222,297 | | | | | |
| 02.06 C a) 2 | 231,012 | 231,012 | 231,012 | 250,399 | 254,276 | 254,276 | 254,276 | | | | | |
| 16.02 B III b) 1 aa) | 231,012 | 231,012 | 231,012 | 250,399 | 254,276 | 254,276 | 254,276 | | | | | |
| 02.01 A II b) 1 | 110,619 | 110,619 | 110,619 | 129,982 | 133,854 | 133,854 | 133,854 | | | | | |
| 02 01 A II b) 2 | 88,495 | 88,495 | 88,495 | 103,986 | 107,084 | 107,084 | 107,084 | | | | | |
| 02.01 A II b) 3 | 138,274 | 138,274 | 138,274 | 162,477 | 167,318 | 167,318 | 167,318 | | | | | |
| 02.01 A II b) 4 aa) | 165,928 | 165,928 | 165,928 | 194,972 | 200,781 | 200,781 | 200,781 | | | | | |
| 02.01 A II b) 4 bb) 11 | 138,274 | 138,274 | 138,274 | 162,477 | 167,318 | 167,318 | 167,318 | | | | | |
| 02.01 A II b) 4 bb) 22 | 138,274 | 138,274 | 138,274 | 162,477 | 167,318 | 167,318 | 167,318 | | | | | |
| 02.01 A II b) 4 bb) 33 | 190,264 | 190,264 | 190,264 | 223,569 | 230,230 | 230,230 | 230,230 | | | | | |

**AFGIFTER VED INDFØRSLER FRA TREDJELANDE
 ABSCHÖPFUNGEN BEI EINFUHR AUS DRITTLÄNDERN
 IMPORT LEVIES FROM THIRD COUNTRIES
 PRELEVEMENTS A L'IMPORTATION DES PAYS TIERS
 PRELIEVI ALL'IMPORTAZIONE DAI PAESI TERZI
 HEFFINGEN BIJ INVOER UIT DERDE LANDEN**

**OKSEKØD
 RINDFLEISCH
 BEEF AND VEAL
 VIANDE BOVINE
 CARNE BOVINA
 RUNDVLEES**

II. Andre tredjelande - Andere Drittländer - Other third countries -
 Autres pays tiers - Altri paesi terzi - Andere derde landen

ECU /100 kg

| Tarifnummer Tarifnummer Tariff No N° Tarifaire N. Tariffario Tariefnummer | 1981 | | | | | | | | | |
|--|--|---------|---------|---------|---------|---------|---------|---------|---------|--|
| | JUN | | JUL | | | | AUG | | | |
| | 22-28 | 29-5 | 6-12 | 13 -19 | 20-26 | 27- 2 | 3 - 9 | 10-16 | | |
| | <i>Levende vægt - Lebendgewicht - Live-weight Poids vif - Peso vivo - Lebend gewicht</i> | | | | | | | | | |
| 01.02 A II a) | 61,578 | 61,578 | 61,578 | 61,578 | 61,578 | 61,578 | 61,578 | 61,578 | 61,578 | |
| 01.02 A II b) | 77,999 | 77,999 | 77,999 | 77,999 | 77,999 | 77,999 | 77,999 | 77,999 | 77,999 | |
| | <i>Nettovægt - Nettogewicht - Net weight Poids net - Peso netto - Nettogewicht</i> | | | | | | | | | |
| 02.01 A II a) 1 aa) | 116,998 | 116,998 | 116,998 | 116,998 | 116,998 | 116,998 | 116,998 | 116,998 | 116,998 | |
| 02.01 A II a) 1 bb) | 148,198 | 148,198 | 148,198 | 148,198 | 148,198 | 148,198 | 148,198 | 148,198 | 148,198 | |
| 02.01 A II a) 2 aa) | 93,598 | 93,598 | 93,598 | 93,598 | 93,598 | 93,598 | 93,598 | 93,598 | 93,598 | |
| 02.01 A II a) 2 bb) | 118,558 | 118,558 | 118,558 | 118,558 | 118,558 | 118,558 | 118,558 | 118,558 | 118,558 | |
| 02.01 A II a) 3 aa) | 140,398 | 140,398 | 140,398 | 140,398 | 140,398 | 140,398 | 140,398 | 140,398 | 140,398 | |
| 02.01 A II a) 3 bb) | 177,838 | 177,838 | 177,838 | 177,838 | 177,838 | 177,838 | 177,838 | 177,838 | 177,838 | |
| 02.01 A II a) 4 aa) | 222,297 | 222,297 | 222,297 | 222,297 | 222,297 | 222,297 | 222,297 | 222,297 | 222,297 | |
| 02.01 A II a) 4 bb) | 254,276 | 254,276 | 254,276 | 254,276 | 254,276 | 254,276 | 254,276 | 254,276 | 254,276 | |
| 02.06 C I a) 1 | 222,297 | 222,297 | 222,297 | 222,297 | 222,297 | 222,297 | 222,297 | 222,297 | 222,297 | |
| 02.06 C a) 2 | 254,276 | 254,276 | 254,276 | 254,276 | 254,276 | 254,276 | 254,276 | 254,276 | 254,276 | |
| 16.02 B III b) 1 aa) | 254,276 | 254,276 | 254,276 | 254,276 | 254,276 | 254,276 | 254,276 | 254,276 | 254,276 | |
| 02.01 A II b) 1 | 133,854 | 133,854 | 133,854 | 133,854 | 133,854 | 133,854 | 133,854 | 133,854 | 133,854 | |
| 02.01 A II b) 2 | 107,084 | 107,084 | 107,084 | 107,084 | 107,084 | 107,084 | 107,084 | 107,084 | 107,084 | |
| 02.01 A II b) 3 | 167,318 | 167,318 | 167,318 | 167,318 | 167,318 | 167,318 | 167,318 | 167,318 | 167,318 | |
| 02.01 A II b) 4 aa) | 200,781 | 200,781 | 200,781 | 200,781 | 200,781 | 200,781 | 200,781 | 200,781 | 200,781 | |
| 02.01 A II b) 4 bb) 11 | 167,318 | 167,318 | 167,318 | 167,318 | 167,318 | 167,318 | 167,318 | 167,318 | 167,318 | |
| 02.01 A II b) 4 bb) 22 | 167,318 | 167,318 | 167,318 | 167,318 | 167,318 | 167,318 | 167,318 | 167,318 | 167,318 | |
| 02.01 A II b) 4 bb) 33 | 230,230 | 230,230 | 230,230 | 230,230 | 230,230 | 230,230 | 230,230 | 230,230 | 230,230 | |

X I

MEJERIPRODUKTER
MILCHERZEUGNISSE
MILK PRODUCTS
PRODUITS LAITIERS
PRODOTTI LATTIERO-CASEARI
ZUIVELPRODUKTEN

FASTSATTE PRISER
FESTGESETZTE PREISE
FIXED PRICES
PRIX FIXES
PREZZI FISSATI
VASTGESTELDE PRIJZEN

MEJERIPRODUKTER
MILCHERZEUGNISSE
MILK PRODUCTS
PRODUITS LAITIERS
PROD. LAT. - CAS.
ZUIVELPRODUKTEN

ECU/100 KG

| | | | |
|--|--------|--------|--|
| | 1.6.80 | 6.4.81 | |
| | 5.4.81 | | |

I. INDIKATIVPRIS - RICHTPREIS - TARGET PRICE - PRIC INDICATIF - PREZZO INDICATIVO - RICHTPRIJS

| | | | |
|--|-------|-------|--|
| Komaelk (3,7 % fedtinhold) Kuhmilch (3,7 % Fettgehalt) Cow's milk (3,7 % fat content) Lait de vache (3,7 % de matière grasse) Latte di vacche (3,7 % materia grassa) Koemelk (3,7 % vetgehalte) | 22,26 | 24,26 | |
|--|-------|-------|--|

II. INTERVENTIONSPRISER - INTERVENTIONSPREISE - INTERVENTION PRICES - PRIX D'INTERVENTION - PREZZI D'INTERVENTO - INTERVENTIEPRIJZEN

| | | | |
|--|--|----------------------------|----------------------------|
| Smør Butter Butter Beurre Burro Boter | 291,60 | 317,84 | |
| Skummetmaelkpulver Magermilchpulver Skimmed-milk powder Poudre de lait maigre Latte scremato in polvere Magere melkpoeder | 121,51 | 132,45 | |
| Ost Käse Cheese Fromage Formaggi Kaas | Grana Padano { 30 - 60 jours 6 mois Parmigiano-Reggiano - 6 mois | 289,61 349,85 380,74 | 317,20 384,27 418,87 |

III. STØTTEFORANSTALTNINGER - GEWAHRUNG VON BEIHILFEN - MEASURES OF AID - MESURES D'AIDE - MISURE D'AUTO - STEUNMAATREGELEN

| | | | |
|--|----------------------------|--|--|
| Skummetmaelk (anvendes til foder) Magermilch (verwendet für Futterzwecke) Skimmed milk (for use as animal feed) Lait maigre (destiné à l'alimentation des animaux) Latte scremato (per l'alimentazione degli animali) Ondermelk (voor voederdoeleinden) | 5,50 | | |
| Skummetmaelkpulver (anvendes til foder) Magermilchpulver (verwendet für Futterzwecke) Skimmed-milk powder (for use as animal feed) Poudre de lait maigre (destinée à l'alimentation des animaux) Latte scremato in polvere (per l'alimentazione degli animali) Magere melkpoeder (voor voederdoeleinden) | 54,00 | | |
| Skummetmaelk forarbejdet til casein og caseinater Magermilch verarbeitet zu Casein und Caseinaten Skimmed milk processed into casein and caseinates Lait écrémé transformé en caséine et en caséinates Latte scremato trasformato in caseina e in caseinati Tot caseïne en caseinaten verwerkte ondermelk | 5,75 5,00(1) 4,80(2) | | |

IV. TAERSKELPRISER - SCHWELLENPREISE - THRESHOLD PRICES - PRIX DE SEUIL - PREZZI D'ENTRATA - DREMPELPRIJZEN

| | | | |
|-------|--------|--------|--|
| PG 01 | 39,18 | 42,71 | |
| PG 02 | 139,69 | 152,26 | |
| PG 03 | 215,56 | 234,96 | |
| PG 04 | 84,82 | 92,02 | |
| PG 05 | 109,53 | 119,39 | |
| PG 06 | 321,54 | 350,48 | |
| PG 07 | 318,03 | 346,01 | |
| PG 08 | 255,99 | 279,03 | |
| PG 09 | 417,57 | 459,33 | |
| PG 10 | 276,12 | 309,17 | |
| PG 11 | 253,83 | 276,67 | |
| PG 12 | 78,05 | 85,07 | |

(1) Valable à partir du 1.8.1980 (Règl. (CEE) n° 1621/80).
(2) Valable à partir du 15.12.1980 (Règl. (CEE) n° 2938/80).

**TÆRSKELPRISER
SCHWELLENPREISE
THRESHOLD PRICES
PRIX DE SEUIL
PREZZI DI ENTRATA
DREMPELPRIJZEN**

**AFGIFTER VED INDFØRSLER FRA TREDJELANDE
ABSCHÖPFUNGEN BEI EINFUHR AUS DRITTLÄNDERN
LEVIES ON IMPORT FROM THIRD COUNTRIES
PRÉLEVEMENTS A L'IMPORTATION DES PAYS TIERS
PRELIEVI ALL'IMPORTAZIONE DAI PAESI TERZI
HEFFINGEN BIJ INVOER UIT DERDE LANDE**

135

**MEJERIPRODUKTER
MILCHERZEUGNISSE
MILK PRODUCTS
PRODUITS LAITIERS
PROD. LATT. CAS.
ZUIVELPRODUKTEN**

I = Taerskelpriser - Schwellenpreise - Threshold prices - Prix de seuil - Prezzi di entrata - Drempelprijzen
II = Afgifter - Abschöpfungen - Levies - Prélèvements - Prelievi - Heffingen

ECU /100 kg

| Tarifnummer Tarifnummer Tariff No N° Tarifaire N. Tariffario Tariefnummer | 1981 | | | | | | | | | | | | |
|--|--|--------|--------|--------|--------|--------|--------|--------|-----|-----|-----|-----|--|
| | JAN | FEB | MAR | APR | MAI | JUN | JUL | AUG | SEP | OCT | NOV | DEC | |
| | PG 01 : Valle i pulverform-Molkenpulver-Whey powder-Poudre de sérum-Siero di latte-Weipoeder | | | | | | | | | | | | |
| 04.02 A 1 | I | 39,18 | | | | 42,71 | | | | | | | |
| | II | 14,87 | 13,61 | 12,74 | 16,26 | 15,88 | 14,78 | 14,18 | | | | | |
| | PG 02 : Maelk i pulverform (<1,5%) Milch in Pulverform (<1,5%) Milk in powder (<1,5%) Lait en poudre (<1,5%) Latte in polvere (<1,5%) Melk in poeder (<1,5%) | | | | | | | | | | | | |
| 04.02 A II b) 1 | I | 139,69 | | | | 152,26 | | | | | | | |
| | II | 63,34 | 61,18 | 58,27 | 70,66 | 68,76 | 63,68 | 60,68 | | | | | |
| | PG 03 : Maelk i pulverform (26%) Milch in Pulverform (26%) Milk in powder (26%) Lait en poudre (26%) Latte in polvere (26%) Melk in poeder (26%) | | | | | | | | | | | | |
| 04.02 A II b) 2 | I | 215,56 | | | | 234,96 | | | | | | | |
| | II | 130,64 | 124,25 | 121,14 | 130,96 | 129,01 | 123,21 | 120,85 | | | | | |
| | PG 04 : Kondens. maelk (usødet) - Kondensmilch(n.gezuckert)-Condensed milk (unsweetened)-Lait condensé (s.addition de sucre)-Latte condensato(s.agg.di zucch.)-Gecondens.melk(z.toegev.suiker) | | | | | | | | | | | | |
| 04.02 A III a) 1 | I | 84,42 | | | | 92,02 | | | | | | | |
| | II | 25,74 | 25,74 | 25,74 | 33,28 | 34,79 | 34,79 | 34,79 | | | | | |
| | PG 05 : Kondens. maelk (sødet)-Kondensmilch(gezuckert)-Condensed milk(sweetened)-Lait condensé(avec addition de sucre)-Latte condensato(con agg.di zucch.)-Gecondens.melk(met toegev.suiker) | | | | | | | | | | | | |
| 04.02 B II a) | I | 109,53 | | | | 119,39 | | | | | | | |
| | II | 41,37 | 41,37 | 41,37 | 51,00 | 52,92 | 52,92 | 52,92 | | | | | |
| | PG 06 : Smør - Butter - Butter - Beurre - Burro - Boter | | | | | | | | | | | | |
| 04.03 A | I | 321,54 | | | | 350,48 | | | | | | | |
| | II | 191,29 | 184,57 | 179,90 | 194,50 | 191,55 | 182,86 | 160,30 | | | | | |
| | PG 07 : Emmental | | | | | | | | | | | | |
| 04.04 A II 04.04 A I a) 2 04.04 A I b) 1 bb) 04.04 A I b) 2 | I | 318,03 | | | | 346,01 | | | | | | | |
| | II | 181,21 | 179,82 | 147,66 | 186,64 | 188,59 | 172,61 | 164,04 | | | | | |
| | PG 08 : Ost med skimmel dannelse i ostemassen - Käse mit Schimmelbildung im Teig - Blue-veined cheese - Fromage à pâte persillée - Formaggi a pasta erborinata - Blauwgroen geaderde kaas | | | | | | | | | | | | |
| 04.04 C | I | 255,99 | | | | 279,03 | | | | | | | |
| | II | 166,30 | 166,30 | 166,30 | 185,50 | 189,34 | 189,34 | 169,03 | | | | | |
| | PG 09 : Parmigiano - Reggiano | | | | | | | | | | | | |
| 04.04 E I a) 04.04 B 04.04 E II a) | I | 417,57 | | | | 459,33 | | | | | | | |
| | II | 153,13 | 155,69 | 155,76 | 196,23 | 190,03 | 175,31 | 169,30 | | | | | |
| | PG 10 : Cheddar | | | | | | | | | | | | |
| 04.04 E I b) 1 | I | 276,12 | | | | 309,17 | | | | | | | |
| | II | 181,55 | 179,35 | 177,82 | 207,44 | 210,83 | 208,23 | 195,79 | | | | | |
| | PG 11 : Gouda+oste af samme gruppe - Gouda+Käse derselben Gruppe - Gouda+similar cheeses of the same group - Gouda+from. du même groupe - Gouda+form. dello stesso gruppo - Gouda+kaassoorten van dezelfde groep | | | | | | | | | | | | |
| 04.04 E I b) 5 | I | 253,83 | | | | 276,67 | | | | | | | |
| | II | 164,53 | 164,53 | 164,53 | 185,41 | 189,58 | 189,58 | 168,84 | | | | | |
| | PG 12 : Laktose - Laktose - Lactose - Lactose - Lattosio - Melksuiker | | | | | | | | | | | | |
| 17.02 A II 17.05 A | I | 78,05 | | | | 85,07 | | | | | | | |
| | II | 28,22 | 28,22 | 28,22 | 35,20 | 35,59 | 36,59 | 36,59 | | | | | |

**Salgs- og abonnementskontorer · Vertriebsbüros · Γραφεία πώλησεως ·
Sales Offices · Bureaux de vente · Uffici di vendita · Verkoopkantoren**

Belgique — België

Moniteur belge — Belgisch Staatsblad

Rue de Louvain 40-42 — Leuvensestraat 40-42
1000 Bruxelles — 1000 Brussel
Tél 512 00 26

Sous-dépôts — Agentschappen

Librairie européenne — Europese Boekhandel
Rue de la Loi 244 — Wetstraat 244
1040 Bruxelles — 1040 Brussel

CREDOC

Rue de la Montagne 34 - Bte 11 — Bergstraat 34
- Bus 11
1000 Bruxelles — 1000 Brussel

Danmark

Schultz Forlag

Møntergade 21
1116 København K
Tlf (01) 12 11 95

Underagentur .

Europa Bøger
Gammel Torv 6 — Postbox 137
1004 København K
Tlf (01) 15 62 73

BR Deutschland

Verlag Bundesanzeiger

Breite Straße — Postfach 10 80 06
5000 Köln 1
Tel (0221) 21 03 48
(Fernschreiber Anzeiger Bonn 8 882 595)

Έλλάς

Γ Κ Ελευθερουδάκης Α Ε

Νίκης 4
Αθήνα (126)
Τηλ 3226323
Τέλεξ 219410 elef

Πρακτόρευση .

Βιβλιοπωλείο Μόλχο
όδος Τιμισκή 10
Θεσσαλονίκη
Τηλ 275 271
Τέλεξ 412885 limo

France

*Service de vente en France des publications des
Communautés européennes*

Journal officiel

26, rue Desaix
75732 Paris Cedex 15
Tél (1) 578 61 39

« *Service de documentation* »

D.E.P.P. — Maison de l'Europe
37, rue des Francs-Bourgeois
75004 Paris
Tél 887 96 50

Ireland

Government Publications

Sales Office
G P O Arcade
Dublin 1

or by post

Stationery Office

Dublin 4
Tel 78 96 44

Italia

Libreria dello Stato

Piazza G. Verdi, 10
00198 Roma — Tel (6) 8508
Telex 62008

Nederland

Staatsdrukkerij- en uitgeverijbedrijf

Christoffel Plantijnstraat
Postbus 20014
2500EA 's-Gravenhage
Tel. (070) 78 99 11

United Kingdom

H.M. Stationery Office

P.O. Box 569
London SE1 9NH
Tel (01) 928 69 77. ext 365

España

Libreria Mundi-Prensa

Castelló 37
Madrid 1
Tel. 275 46 55

Portugal

Livraria Bertrand, s a r.l.

Rua João de Deus — Venda Nova
Amadora
Tél 97 45 71
Télex 12 709 — ltrn — p

Schweiz - Suisse - Svizzera

Librairie Payot

6, rue Grenus
1211 Genève
Tél 31 89 50

Sverige

Librairie C.E. Fritzes

Regeringsgatan 12
Box 16356
103 27 Stockholm
Tél 08-23 89 00

United States of America

European Community Information Service

2100 M Street, N.W.
Suite 707
Washington, D.C. 20 037
Tel. (202) 862 95 00

Grand-Duché de Luxembourg

*
**

Andre lande · Andere Länder · Άλλες χώρες · Other countries · Autres pays · Altri paesi · Andere landen

Kontoret for De europæiske Fællesskabers officielle Publikationer · Amt für amtliche Veröffentlichungen der Europäischen Gemeinschaften ·
Υπηρεσία Έπισημων Έκδόσεων των Ευρωπαϊκών Κοινοτήτων · Office for Official Publications of the European Communities ·
Office des publications officielles des Communautés européennes · Ufficio delle pubblicazioni ufficiali delle Comunità europee ·
Bureau voor officiële publikaties der Europese Gemeenschappen

L-2985 Luxembourg - 5, rue du Commerce · Tél 49 00 81

- DA = Landbrugsmarkeder: Priser.
- DE = Agrarmärkte: Preise.
- GR = Γεωργικές αγορές: Τιμές.
- EN = Agricultural markets: Prices.
- FR = Marchés agricoles: Prix.
- IT = Mercati agricoli: Prezzi.
- NL = Landbouwmarkten: Prijzen.

Prix publiés au Luxembourg, TVA exclue

| | Ecus | BFR | DKR | DM | DRA | FF | IRL | LIT | HFL | UKL | USD |
|----------------|------|---------|-------|-------|---------|-------|------|--------|-------|-------|-------|
| Abonnement | 71,- | 2 880,- | 556,- | 181,- | 4 240,- | 418,- | 49,- | 86 400 | 196,- | 43.20 | 101,- |
| Prix au numéro | 7,30 | 300,- | 58,- | 19,- | 442,- | 43,50 | 5 00 | 9 000 | 20,50 | 4.50 | 10,50 |



KONTORET FOR DE EUROPÆISKE FÆLLESSKABERS OFFICIELLE PUBLIKATIONER
 AMT FÜR AMTLICHE VERÖFFENTLICHUNGEN DER EUROPÄISCHEN GEMEINSCHAFTEN
 ΥΠΗΡΕΣΙΑ ΕΠΙΣΗΜΩΝ ΕΚΔΟΣΕΩΝ ΤΩΝ ΕΥΡΩΠΑΪΚΩΝ ΚΟΙΝΟΤΗΤΩΝ
 OFFICE FOR OFFICIAL PUBLICATIONS OF THE EUROPEAN COMMUNITIES
 OFFICE DES PUBLICATIONS OFFICIELLES DES COMMUNAUTÉS EUROPÉENNES
 UFFICIO DELLE PUBBLICAZIONI UFFICIALI DELLE COMUNITÀ EUROPEE
 BUREAU VOOR OFFICIELE PUBLIKATIES DER EUROPESE GEMEENSCHAPPEN

ISSN 0250-9601

L-2985 Luxembourg

Kat /Cat. CB-AZ-81-008-7C-C