


AUSSENHANDELSINDIZES DER EU
EU EXTERNAL TRADE INDICES
INDICES DU COMMERCE EXTÉRIEUR DE L'UE

1993





STATISTISCHES AMT DER EUROPÄISCHEN GEMEINSCHAFTEN
STATISTICAL OFFICE OF THE EUROPEAN COMMUNITIES
OFFICE STATISTIQUE DES COMMUNAUTÉS EUROPÉENNES

L-2920 Luxembourg — Tél. (352) 43 01-1 — Télex COMEUR LU 3423
B-1049 Bruxelles, rue de la Loi 200 — Tél. (32-2) 299 11 11

Eurostat hat die Aufgabe, den Informationsbedarf der Kommission und aller am Aufbau des Binnenmarktes Beteiligten mit Hilfe des europäischen statistischen Systems zu decken.

Um der Öffentlichkeit die große Menge an verfügbaren Daten zugänglich zu machen und Benutzern die Orientierung zu erleichtern, werden zwei Arten von Publikationen angeboten: Statistische Dokumente und Veröffentlichungen.

Statistische Dokumente sind für den Fachmann konzipiert und enthalten das ausführliche Datenmaterial: Bezugsdaten, bei denen die Konzepte allgemein bekannt, standardisiert und wissenschaftlich fundiert sind. Diese Daten werden in einer sehr tiefen Gliederung dargeboten. Die Statistischen Dokumente wenden sich an Fachleute, die in der Lage sind, selbständig die benötigten Daten aus der Fülle des dargebotenen Materials auszuwählen. Diese Daten sind in gedruckter Form und/oder auf Diskette, Magnetband, CD-ROM verfügbar. Statistische Dokumente unterscheiden sich auch optisch von anderen Veröffentlichungen durch den mit einer stilisierten Graphik versehenen weißen Einband.

Veröffentlichungen wenden sich an eine ganz bestimmte Zielgruppe, wie zum Beispiel an den Bildungsbereich oder an Entscheidungsträger in Politik und Verwaltung. Sie enthalten ausgewählte und auf die Bedürfnisse einer Zielgruppe abgestellte und kommentierte Informationen. Eurostat übernimmt hier also eine Art Beraterrolle.

Für einen breiteren Benutzerkreis gibt Eurostat Jahrbücher und periodische Veröffentlichungen heraus. Diese enthalten statistische Ergebnisse für eine erste Analyse sowie Hinweise auf weiteres Datenmaterial für vertiefende Untersuchungen. Diese Veröffentlichungen werden in gedruckter Form und in Datenbanken angeboten, die in Menütechnik zugänglich sind.

Um Benutzern die Datensuche zu erleichtern, hat Eurostat Themenkreise, d. h. eine Untergliederung nach Sachgebieten, eingeführt. Daneben sind sowohl die Statistischen Dokumente als auch die Veröffentlichungen in bestimmte Reihen, wie zum Beispiel „Jahrbücher“, „Konjunktur“, „Methoden“, untergliedert, um den Zugriff auf die statistischen Informationen zu erleichtern.

Y. Franchet
Generaldirektor

It is Eurostat's responsibility to use the European statistical system to meet the requirements of the Commission and all parties involved in the development of the single market.

To ensure that the vast quantity of accessible data is made widely available, and to help each user make proper use of this information, Eurostat has set up two main categories of document: statistical documents and publications.

The statistical document is aimed at specialists and provides the most complete sets of data: reference data where the methodology is well-established, standardized, uniform and scientific. These data are presented in great detail. The statistical document is intended for experts who are capable of using their own means to seek out what they require. The information is provided on paper and/or on diskette, magnetic tape, CD-ROM. The white cover sheet bears a stylized motif which distinguishes the statistical document from other publications.

The publications proper tend to be compiled for a well-defined and targeted public, such as educational circles or political and administrative decision-makers. The information in these documents is selected, sorted and annotated to suit the target public. In this instance, therefore, Eurostat works in an advisory capacity.

Where the readership is wider and less well-defined, Eurostat provides the information required for an initial analysis, such as yearbooks and periodicals which contain data permitting more in-depth studies. These publications are available on paper or in videotext databases.

To help the user focus his research, Eurostat has created 'themes', i.e. subject classifications. The statistical documents and publications are listed by series: e.g. yearbooks, short-term trends or methodology in order to facilitate access to the statistical data.

Y. Franchet
Director-General

Pour établir, évaluer ou apprécier les différentes politiques communautaires, la Commission européenne a besoin d'informations.

Eurostat a pour mission, à travers le système statistique européen, de répondre aux besoins de la Commission et de l'ensemble des personnes impliquées dans le développement du marché unique.

Pour mettre à la disposition de tous l'importante quantité de données accessibles et faire en sorte que chacun puisse s'orienter correctement dans cet ensemble, deux grandes catégories de documents ont été créées: les documents statistiques et les publications.

Le document statistique s'adresse aux spécialistes. Il fournit les données les plus complètes: données de référence où la méthodologie est bien connue, standardisée, normalisée et scientifique. Ces données sont présentées à un niveau très détaillé. Le document statistique est destiné aux experts capables de rechercher, par leurs propres moyens, les données requises. Les informations sont alors disponibles sur papier et/ou sur disquette, bande magnétique, CD-ROM. La couverture blanche ornée d'un graphisme stylisé démarque le document statistique des autres publications.

Les publications proprement dites peuvent, elles, être réalisées pour un public bien déterminé, ciblé, par exemple l'enseignement ou les décideurs politiques ou administratifs. Des informations sélectionnées, triées et commentées en fonction de ce public lui sont apportées. Eurostat joue, dès lors, le rôle de conseiller.

Dans le cas d'un public plus large, moins défini, Eurostat procure des éléments nécessaires à une première analyse, les annuaires et les périodiques, dans lesquels figurent les renseignements adéquats pour approfondir l'étude. Ces publications sont présentées sur papier ou dans des banques de données de type vidéotex.

Pour aider l'utilisateur à s'orienter dans ses recherches, Eurostat a créé les thèmes, c'est-à-dire une classification par sujet. Les documents statistiques et les publications sont répertoriés par série — par exemple, annuaire, conjoncture, méthodologie — afin de faciliter l'accès aux informations statistiques.

Y. Franchet
Directeur général

AUSSENHANDELSINDIZES DER EU
EU EXTERNAL TRADE INDICES
INDICES DU COMMERCE EXTÉRIEUR DE L'UE

1993

Themenkreis / Theme / Thème
Außenhandel / External trade/ Commerce extérieur
Reihe / Series / Série
Konten und Erhebungen / Accounts and surveys / Comptes et enquêtes



Bibliographische Daten befinden sich am Ende der Veröffentlichung.
Cataloguing data can be found at the end of this publication.
Une fiche bibliographique figure à la fin de l'ouvrage.

Luxembourg: Office des publications officielles des Communautés européennes, 1995

ISBN 92-827-4614-3

© EGKS-EG-EAG, Brüssel • Luxemburg, 1995

Nachdruck — ausgenommen zu kommerziellen Zwecken — mit Quellenangabe gestattet.

© ECSC-EC-EAEC, Brussels • Luxemburg, 1995

Reproduction is authorized, except for commercial purposes, provided the source is acknowledged.

© CECA-CE-CEEA, Bruxelles • Luxemburg, 1995

Reproduction autorisée, sauf à des fins commerciales, moyennant mention de la source.

Printed in Belgium

Gedruckt auf chlorfrei gebleichtem Papier
Printed on non-chlorine bleached paper
Imprimé sur papier blanchi sans chlore

INHALTSVERZEICHNIS

Vorwort	7
Verwendete Zeichen und Abkürzungen	13
1. SITC Rev3	38
1.1 0 Nahrungsmittel und lebende Tiere	38
1.2 1 Getränke und Tabak	48
1.3 2 Rohstoffe (ausgenommen Nahrungsmittel und mineralische Brennstoffe)	58
1.4 3 Mineralische Brennstoffe, Schmiermittel und verwandte Erzeugnisse	68
1.5 4 Tierische und pflanzliche Öle, Fette und Wachse	78
1.6 5 Chemische Erzeugnisse, a.n.g.	88
1.7 6 Bearbeitete Waren, vorwiegend nach Beschaffenheit gegliedert	98
1.8 7 Maschinenbauerzeugnisse, elektrotechnische Erzeugnisse und Fahrzeuge	108
1.9 8 Verschiedene Fertigwaren	118
1.10 0+1 Nahrungsmittel, lebende Tiere, Getränke und Tabak	128
1.11 2+4 Rohstoffe (ausgenommen Nahrungsmittel und mineralische Brennstoffe), Öle, Fette und Wachse	136
1.12 5-8 Bearbeitete Waren	144
1.13 0-9 Gesamthandel	152
1.14 00 Lebende Tiere, ausgenommen solche des Abschnitts 03	160
1.15 01 Fleisch und Zubereitungen von Fleisch	164
1.16 02 Milch und Milcherzeugnisse; Vogeleier	168
1.17 03 Fische, Krebstiere, Weichtiere u.s.w.; Zubereitungen daraus	172
1.18 04 Getreide und Getreideerzeugnisse	176
1.19 05 Gemüse und Früchte	180
1.20 06 Zucker, Zuckerwaren und Honig	184
1.21 07 Kaffee, Tee, Kakao, Gewürze und Waren daraus	188
1.22 08 Tierfutter (ausgenommen ungemahlene Getreide)	192
1.23 09 Verschiedene genießbare Waren und Zubereitungen	196
1.24 11 Getränke	200
1.25 12 Tabak und Tabakerzeugnisse	204
1.26 21 Häute, Felle und Pelzfelle, roh	208
1.27 22 Ölsaaten und ölhaltige Früchte	212
1.28 23 Rohkautschuk (einschließlich synthetischen und regenerierten Kautschuks)	216
1.29 24 Kork und Holz	220
1.30 25 Papierhalbstoffe und Abfälle von Papier	224
1.31 26 Spinnstoffe (ausgenommen gekämmte Wolle) und ihre Abfälle	228
1.32 27 Düngemittel, roh; mineralische Rohstoffe (ausgenommen Kohle, Öl, Edelsteine)	232
1.33 28 Metallurgische Erze und Metallabfälle	236
1.34 29 Rohstoffe tierischen und pflanzlichen Ursprungs, a.n.g.	240
1.35 32 Kohle, Koks und Briketts	244
1.36 33 Erdöl, Erdölerzeugnisse und verwandte Waren	248
1.37 34 Gas	252
1.38 41 Tierische Öle und Fette	256
1.39 42 Pflanzliche Fette und fette Öle, roh oder raffiniert	260
1.40 43 Tierische oder pflanzliche Fette und Öle, verarbeitet; Wachse	264

1.41	51	Organische chemische Erzeugnisse.....	268
1.42	52	Anorganische chemische Erzeugnisse.....	272
1.43	53	Farbmittel, Gerbstoffe und Farben.....	276
1.44	54	Medizinische und pharmazeutische Erzeugnisse.....	280
1.45	55	Ätherische Öle; Riechmittel; Putz- und Reinigungsmittel.....	284
1.46	56	Düngemittel (ausgenommen solche der Gruppe 272).....	288
1.47	58	Kunststoffe in anderen Formen als Primärformen.....	292
1.48	59	Chemische Erzeugnisse und Waren, a.n.g.....	296
1.49	61	Leder, Lederwaren, a.n.g. und zugerichtete Pelzfelle.....	300
1.50	62	Kautschukwaren, a.n.g.....	304
1.51	63	Kork- und Holzwaren (ausgenommen Möbel).....	308
1.52	64	Papier und Pappe; Waren aus Papierhalbstoff, Papier oder Pappe.....	312
1.53	65	Garne, Gewebe, fertiggestellte Spinnstoffzeugnisse, a.n.g.....	316
1.54	66	Waren aus nichtmetallischen mineralischen Stoffen, a.n.g.....	320
1.55	67	Eisen und Stahl.....	324
1.56	68	NE-Metalle.....	328
1.57	69	Metallwaren, a.n.g.....	332
1.58	71	Kraftmaschinen und Kraftmaschinenausrüstungen.....	336
1.59	72	Arbeitsmaschinen für besondere Zwecke.....	340
1.60	73	Metallbearbeitungsmaschinen.....	344
1.61	74	Maschinen, Apparate und Geräte für verschiedene Zwecke, a.n.g., und Teile davon, a.n.g.....	348
1.62	75	Büromaschinen und automatische Datenverarbeitungs- maschinen.....	352
1.63	76	Geräte für Nachrichtentechnik; Bild- und Tonaufnahme- und -wiedergabegeräte.....	356
1.64	77	Elektrische Maschinen, Apparate, Geräte und Einrichtungen, a.n.g. und Teile..... davon (einschließlich der entsprechenden nichtelektrischen Teile, a.n.g., für elektrische Haushaltsausrüstungen)	360
1.65	78	Straßenfahrzeuge (einschließlich Luftkissenfahrzeuge).....	364
1.66	79	Andere Beförderungsmittel.....	368
1.67	81	Vorgefertigte Gebäude; sanitäre Anlagen, Heizungs- und Beleuchtungsanlagen.....	372
1.68	82	Möbel und Teile davon; Bettenausstattungen und ähnliche Waren.....	376
1.69	83	Reiseartikel, Handtaschen und ähnliche Behältnisse.....	380
1.70	84	Bekleidung und Bekleidungszubehör.....	384
1.71	85	Schuhe.....	388
1.72	87	Meß-, Prüf- und Kontrollinstrumenten, -apparate und -geräte, a.n.g.....	392
1.73	88	Fotografische Apparate usw, optische Waren, a.n.g.; Uhrmacherwaren.....	396
1.74	89	Verschiedene bearbeitete Waren, a.n.g.....	400
2.	BEC	404
2.1	1	Nahrungsmittel und Getränke.....	404
2.2	11	Nahrungsmittel und Getränke/unbearbeitet.....	408
2.3	111	Nahrungsmittel und Getränke/unbearbeitet/hauptsächlich für die Industrie.....	412
2.4	112	Nahrungsmittel und Getränke/unbearbeitet/hauptsächlich für den privaten Verbrauch.....	416
2.5	12	Nahrungsmittel und Getränke/bearbeitet.....	420
2.6	121	Nahrungsmittel und Getränke/bearbeitet/hauptsächlich für die Industrie.....	424
2.7	122	Nahrungsmittel und Getränke/bearbeitet/hauptsächlich für den privaten Verbrauch.....	428
2.8	2	Industrielle Erzeugnisse a.n.g.....	432
2.9	21	Industrielle Erzeugnisse a.n.g./unbearbeitet.....	436
2.10	22	Industrielle Erzeugnisse a.n.g./bearbeitet.....	440

2.11	3	Mineralische Brennstoffe und Öle	444
2.12	31	Mineralische Brennstoffe und Öle/unbearbeitet.....	448
2.13	32	Mineralische Brennstoffe und Öle/bearbeitet.....	452
2.14	321	Mineralische Brennstoffe und Öle/bearbeitet/Motorenbenzin.....	456
2.15	322	Mineralische Brennstoffe und Öle/bearbeitet/andere.....	460
2.16	4	Investitionsgüter (ausgenommen Beförderungsmittel) und Teile und Zubehör	464
		davon	
2.17	41	Investitionsgüter (ausgenommen Beförderungsmittel).....	468
2.18	42	Investitionsgüter/Teile und Zubehör	472
2.19	5	Beförderungsmittel und Teile und Zubehör davon	476
2.20	52	Beförderungsmittel und Teile und Zubehör davon/andere	480
2.21	521	Beförderungsmittel und Teile und Zubehör davon/andere/für industrielle.....	484
		Verwendung	
2.22	522	Beförderungsmittel/andere/für nichtindustrielle-erwendung	488
2.23	53	Beförderungsmittel und Teile und Zubehör davon/Teile und Zubehör	492
2.24	6	Konsumgüter a.n.g.....	496
2.25	61	Konsumgüter a.n.g./haltbar	500
2.26	62	Konsumgüter a.n.g./vorübergehend haltbar.....	504
2.27	63	Konsumgüter a.n.g./nicht haltbar	508
3. NACE-CLIO R44			512
3.1	01	Erzeugnisse der Land-, der Forst- und der Fischwirtschaft	512
3.2	03	Steinkohle, Braunkohle, Briketts	516
3.3	05	Koks.....	520
3.4	07	Erdöl und Erdgas, Mineralölerzeugnisse.....	524
3.5	09	Elektrizität, Gas, Dampf, Warmwasser	528
3.6	13	Eisen- und NE-Erze und -Metalle (ohne spalt-u brutstoffe)	532
3.7	15	Mineralien und nichtmetallhaltige Erzeugnisse.....	536
3.8	17	Chemische Erzeugnisse.....	540
3.9	19	Metallerzeugnisse (ohne Maschinen und Fahrzeuge)	544
3.10	21	Landwirtschaftliche Maschinen und Maschinen für die Industrie.....	548
3.11	23	Büromaschinen, Datenverarbeitungsgeräte usw.	552
3.12	25	Elektrotechnische Erzeugnisse.....	556
3.13	27	Kraftwagen und deren Einzelteile	560
3.14	29	Fahrzeuge (ohne Kraftwagen)	564
3.15	31	Fleisch und Fleischwaren	568
3.16	33	Milch und Milcherzeugnisse.....	572
3.17	35	Sonstige Nahrungsmittel	576
3.18	37	Getränke.....	580
3.19	39	Tabakwaren.....	584
3.20	41	Textilien, Bekleidung	588
3.21	43	Leder und Lederwaren, Schuhe	592
3.22	45	Holz und Holzmöbel	596
3.23	47	Papier, Pappe und Waren daraus, Druckerei und Verlagserzeugnisse	600
3.24	49	Gummi- und Kunststoffherzeugnisse	604
3.25	51	Sonstige Erzeugnisse des verarbeiteten Gewerbes	608

Methodik und Quellen

1.1 Im folgenden wird erläutert, wie Eurostat die Außenhandelsindizes berechnet. Es handelt sich um verkettete Indizes nach Fisher; mit anderen Worten: Es findet jedes Jahr eine Umbasierung statt. Das Basisjahr für die Indizes von 1989 ist 1988, das für die Indizes von 1990 ist 1989 usw. Jeder Index wird in Werten von 1990 als Bezugsjahr (1990=100) ausgedrückt, indem alle Indizes zurück bzw. bis zum Jahr 1990 miteinander verkettet werden.

1.2 Verkettete Indizes haben einige Vorteile. Erstens werden die für die Berechnung des Index verwendeten Indexgewichte von aktuellen vermarkteten Werten und Mengen abgeleitet, so daß sie die wechselnden Gegebenheiten des Welthandels widerspiegeln.

1.3 Ein zweiter Vorteil verketteter Indizes liegt darin, daß sie gegenüber außergewöhnlichen Ereignissen, wie z.B. einem zeitweisen Anstieg der Preise für Gebrauchsgüter, robuster sind. Geschieht dies im Basisjahr, kann es die Gewichtung eines Index mit einem festen Basisjahr bis zu seiner Umbasierung verzerren.

1.4 Da die Kombinierte Nomenklatur sich jedes Jahr aufgrund der Untergliederung und Zusammenfassung einzelner Gruppen ändert, besteht ein dritter Vorteil darin, daß bei einer jährlichen Umbasierung bessere Qualitätsvergleiche möglich sind. Die Alternative wäre, Produktgruppen zu finden, die über einige Jahre unverändert bleiben; diese müßten dann jedoch eine größere Zahl von Produkten umfassen.

1.5 Die Benutzer der Außenhandelsindizes innerhalb der Kommission haben ein besonderes Interesse an guten Indikatoren für kurzfristige Trends bekundet. Nur wenige würden die Überlegenheit verketteter Indizes für diesen Zweck bestreiten, was in großem Maß für diese Indizes sprach. Obwohl sie als mittel- und langfristige Indikatoren weitaus umstrittener sind, wird ihnen in der jüngeren Literatur zu diesem Thema doch der Vorzug gegeben.

2. Die Wahl der Indexformel

2.1 Die Mitgliedstaaten verwenden unterschiedliche Formeln zur Berechnung der Außenhandelsindizes. Vier Länder verwenden die Fisher-Formel für Einheitswertindizes, vier die Paasche-Formel und ein Land die Formel nach Laspeyres. Benutzer innerhalb der Kommission haben sich für Fisher-Indizes ausgesprochen. Über einen längeren Zeitraum weichen die Laspeyres- und Fisher-Indizes voneinander ab. Es gibt keinen Grund anzunehmen, daß der eine zu "genaueren" Ergebnissen führt als der andere. Andererseits kommt der verkettete Fisher-Index als geometrisches Mittel der beiden der Tornqvist-Theil Annäherung an den Divisia-Index, der sehr viele Fürsprecher hat, sehr nahe.

2.2 Die konventionellen Indexformeln werden zur Berechnung der Verkettungen zwischen Jahr, Monat und Durchschnitt des vorangegangenen Jahres eingesetzt.

Einheitswertindex nach Laspeyres:

$$(1) \quad \frac{\sum_{i=1}^n V(y-1, i) \frac{u(y, m, i)}{U(y-1, i)}}{\sum_{i=1}^n V(y-1, i)}$$

Einheitswertindex nach Paasche:

$$(2) \quad \frac{\sum_{i=1}^n v(y, m, i)}{\sum_{i=1}^n v(y, m, i) \left/ \frac{u(y, m, i)}{U(y-1, i)} \right.}$$

Wertindex:

$$(3) \quad \frac{\sum_{i=1}^n v(y, m, i)}{\sum_{i=1}^n V(y-1, i)}$$

Volumenindex nach Laspeyres:

$$(4) \quad \frac{\text{Wertindex}}{\text{Einheitswertindex nach Paasche}}$$

Volumenindex nach Paasche:

$$(5) \quad \frac{\text{Wertindex}}{\text{Einheitswertindex nach Laspeyres}}$$

Fisher-Index:

$$(6) \quad \sqrt{\text{Laspeyres Index} \times \text{Paasche Index}}$$

wobei:

$v(y, m, i)$ = Handelswert des Artikels i für den Monat m des Jahres y

$$V(y-1, i) = \frac{1}{12} \sum_{m=1}^{12} v(y-1, m, i)$$

$u(y, m, i)$ = Einheitswert des Artikels i für den Monat m des Jahres y

$U(y-1, i)$ = mittlerer Einheitswert des Artikels i für das Jahr $y-1$, berechnet als Gesamtwert dividiert durch Gesamtmenge.

2.3 Für die Gewichte beim Paasche-Index (2) werden - trotz ihrer größeren Instabilität - die Werte des laufenden Monats und nicht die des gesamten laufenden Jahres verwendet. Der Grund hierfür liegt einmal in der Aufrechterhaltung der Beziehung (4) und zum anderen in der Tatsache, daß die jährlichen Gewichte erst am Ende des laufenden Jahres vorliegen.

3. Datenquellen

3.1 Die wichtigsten Datenquellen sind die auf der Grundlage der KN erstellten Handelsstatistiken, die die Mitgliedstaaten an Eurostat liefern. **Bitte beachten Sie**, daß seit dem 1. Januar 1993, Datum des Wegfalls der Binnengrenzen der Union, die Handelsstatistiken die sich auf den Handel zwischen die Mitgliedstaaten beziehen nicht mehr mittels Zolldokumenten erhoben werden sondern mittels monatlicher, zusammenfassender statistischer Anmeldungen die direkt von die Unternehmen an die zuständigen nationalen Behörden übermittelt werden. Die Mehrzahl der Unternehmen, genauer gesagt die Kleinsten, sind von der Anmeldepflicht befreit oder brauchen nur eine vereinfachte Anmeldung - ohne Gewichte und Besondere Maßeinheiten - zu liefern. Die Übermittlung der detaillierten Resultate findet mit Verzögerung statt und in vielen Mitgliedstaaten tritt das Problem auf, daß im Prinzip auskunftspflichtige Unternehmen nicht anmelden.

In dieser veränderten Erhebungsmethode liegt die Ursache für die Brüche in den Zeitreihen der Volumenindizes zwischen 1992 und 1993 für die Partner Intra-EU und Welt.

Bei folgenden Produktgruppen (definiert in der SITC Rev.3) ergeben die auf Basis von Handelsdaten berechneten Einheitswerte einen unbefriedigenden Hinweis auf die Preisentwicklung:

SITC 525 Radioaktive Stoffe und dergleichen

SITC 667 Echte Perlen, Edelsteine und Schmucksteine, roh oder bearbeitet

SITC 792 Luftfahrzeuge und zugehörige Ausrüstungen; Raumfahrzeuge (einschließlich Satelliten) und Trägerraketen für Raumfahrzeuge, Teile davon

SITC 793 Wasserfahrzeuge (einschließlich Luftkissenfahrzeuge) und schwimmende Vorrichtungen

SITC 883 kinematografische Filme, belichtet und entwickelt, auch mit Tonaufzeichnung oder nur mit Tonaufzeichnung

SITC 896 Kunstgegenstände, Sammlungsstücke und Antiquitäten

SITC 897 Schmuckwaren, Gold- und Silberschmiedewaren und andere Waren aus Edelmetallen, Edelsteinen oder Schmucksteinen a.n.g.

Derzeit wird die Einheitswertveränderung¹ jeder dieser Gruppen ersetzt durch die Einheitswertveränderungen der anderen berücksichtigten Güter, die zum selben zweistelligen SITC-Code gehören.

3.2 Die Rohdaten werden klassifiziert nach Berichtsland, Warenstrom, 8-stelligem Gütercode der KN und Partnerland. Eurostat arbeitet mit Daten auf dieser detaillierten Gliederungsebene. Die meisten Länder berechnen ihre Indizes, nachdem die Daten bezüglich sämtlicher Partnerländer zusammengefaßt wurden. Dies hat einige offensichtliche Vorteile. Neben der Verringerung der Dimensionalität der Daten, wird auch die Anzahl der Datenlücken gesenkt. So wird unter Umständen der Handel mit einem bestimmten Partnerland nur für wenige Monate im Jahr verzeichnet, während mit einigen Partnerländern fast über das gesamte Jahr Handel stattfindet. Auf der anderen Seite zeigt sogar schon eine flüchtige Untersuchung der Einheitswertreihen aufgeschlüsselt nach Partnerländern, daß die Hypothese eines gemeinsamen Einheitswerts sehr häufig unrealistisch ist. Dies liegt entweder daran, daß gleiche Güter für unterschiedliche Partner unterschiedliche Preise haben, oder daran, daß die 8-stellige KN-Kategorie eine Vielzahl von Qualitäten oder Gütertypen erfaßt und daß unterschiedliche Partner unterschiedliche Mengen dieser einzelnen Güter nachfragen oder liefern. Aus diesem Grund können Einheitswerte, die durch Aggregation bezüglich der Partnerländer berechnet werden, aufgrund der instabilen Aufschlüsselung des Handels nach Partnerländern schwanken. Die gleichen Argumente gelten auch für die Aggregation bzw. genaue Aufschlüsselung von Produkten. Auf jeden Fall sind Informationen über das Partnerland ein Mittel, um Einheitswerte in homogenere Produktgruppen zu schichten. Aus diesem Grund werden die Einheitswertindizes von Eurostat auf der Grundlage der Originaldaten ohne

Aggregation nach Partnern oder Produkten berechnet.

3.3 Eine Ausnahme für die Regel der Nichtaggregation tritt ein, wenn die KN zwischen zwei Jahren geändert wird. In diesem Fall werden die Produkte zu einem Aggregat zusammengefaßt, das für beide Jahre gleich definiert ist. Änderungen hinsichtlich der geographischen Definition der Partnerländer sind äußerst selten und normalerweise nebensächlich. In diesem Fall werden die Länderpaare so gut wie möglich miteinander abgeglichen.

3.4 Für die meisten KN-Codes gibt es Informationen über Wert, Gewicht und bisweilen eine zweite, besondere Maßeinheit, wie z.B. Stückzahl. In diesem Fall gibt es zwei Einheitswerte (Wert je Tonne und Wert je zusätzlicher Einheit). Ein auf der Basis einer besonderen Maßeinheit (z.B. Wert je Kraftfahrzeug) berechneter Einheitswert muß nicht unbedingt einen besseren Preismaßstab ergeben als der Wert je Tonne. Wenn viele Produkte unter einem KN-Code erfaßt werden und ihr Preis genau auf ihr Gewicht abgestimmt ist, wird sich der Wert je Tonne durch die Schwankungen in der Güterzusammensetzung nicht ändern. Ein weiterer Faktor ist die Zuverlässigkeit, mit der das Gewicht bestimmt wird, verglichen mit der Zuverlässigkeit der besonderen Maßeinheit. Hinsichtlich europäischer Daten haben indirekte Überprüfungen ergeben, daß das Gewicht in der jüngsten Zeit zuverlässiger bestimmt werden konnte als die besonderen Maßeinheiten, und dementsprechend wird im allgemeinen der Einheitswert je Tonne verwendet. Langfristig können technische Veränderungen zu erheblichen Verzerrungen bei beiden Arten von Einheitswerten führen.

3.5 Eine Art, die Vertraulichkeit bei den die KN-Daten zu wahren, ist, den Handel mit einem bestimmten Produkt, einem spezifischen geographischen Code zuzuordnen, um den Ursprung oder die Bestimmung des Produkts unkenntlich zu machen. Bei einigen Produkten spielt dies eine wichtige Rolle, und der Anteil des angemeldeten Handelswertes am tatsächlichen Wert für eine bestimmte Ländergruppe (z.B. Extra-EU) kann monatlich schwanken. Derzeit wird nicht versucht, die Volumenindizes anzupassen, um diese Fluktuationen auszugleichen.

3.6 KN-Daten geben den Handelswert in Tausend ECU wieder. Alle Einheitswertindizes von Eurostat

¹Einheitswertveränderung :
$$\frac{u(y, m, i)}{U(y - 1, i)}$$

werden in Ecu ausgedrückt. Die Umrechnung in andere Währungseinheiten ist einfach.

3.7 Die EU-Daten werden ebenfalls nach dem statistischen Verfahren aufgeschlüsselt, so daß zum Beispiel für die Weiterverarbeitung eingeführte Güter, die wieder in ihr Ursprungsland zurück-exportiert werden, von normalen Einfuhren unterscheidbar sind. Lediglich der Normalhandel (statistisches Verfahren 1) wird zur Berechnung der Einheitswertindizes zugrundegelegt, obwohl für die Wertindizes, mit deren Hilfe die Volumenindizes berechnet werden, der Gesamthandel zugrunde gelegt wird.

3.8 Fehler in den monatlichen Daten werden erst Monate später berichtigt. Daher würde ein jährlicher Index, der auf den aggregierten zwölf Monatswerten basiert, ebenfalls Fehler enthalten. Dennoch gibt es teilweise berichtigte jährliche Daten. Sie werden zur Berechnung der jährlichen Volumenindizes verwendet, die zurück bis zum Bezugsjahr verkettet werden. Dort, wo die monatlichen Daten Fehler enthalten, können diese auch die monatlichen und vierteljährlichen Volumenzahlen verzerren. Daher treten bei detaillierteren Indizes gelegentlich Unterschiede zwischen dem jährlichen Durchschnitt des monatlichen und vierteljährlichen Volumenindex und dem jährlichen Index auf.

4. Behandlung von Extremwerten

4.1 Die administrativen Verfahren zur Validierung von Handelsdaten sind von Land zu Land unterschiedlich. Da die monatlichen Daten, die von Eurostat zur Indexberechnung herangezogen werden, sozusagen die erste Ausgabe dieser Daten darstellen, werden in der Folge häufig wesentliche Änderungen vorgenommen, und es ist eine bedauernde Tatsache, daß erhebliche Veränderungen des Einheitswertes durchaus gang und gäbe sind. In einer Stichprobe von Daten gab es einen Einheitswert der 700 mal größer war als der des Vorjahres. Im allgemeinen geht man davon aus, daß zugrundeliegende Preise verhältnismäßig geringfügig schwanken. Diese Extremwerte sind daher entweder auf verschiedenartige Aufzeichnungsfehler zurückzuführen oder auf die Inhomogenität der Daten. Was auch immer der Grund sein mag, eine "breitschwänzige" Verteilung von Einheitswertveränderungen kann zu der normalen Indexformel führen, die unzuverlässige Resultate ergibt. Eurostats Methode zur

Behandlung dieser breitschwänzigen Verteilungen ist das robuste Regressionsverfahren, wie es zuerst von Hinich und Talwar² beschrieben wurde.

4.2 Dieses Verfahren beruht auf der Beobachtung, daß, während das Niveau der Einheitswerte von Partnerland zu Partnerland variieren kann, die Veränderungen der Niveaus jedoch sehr ähnlich sind, und zwar nicht nur von Partnerland zu Partnerland sondern auch bei ähnlichen Produkten, verglichen mit dem Niveau von "Hintergrundgeräuschen" bei Einheitswertdaten. Eine Untersuchung von Eurostat zeigt jedoch bedeutende Schwankungen zwischen den Berichtsländern (im Zusammenhang mit Wechselkurschwankungen usw.). Daher hat Eurostat die Rohdaten in ca. 200 Datenblöcke für jedes Berichtsländ und jeden Warenstrom eingeteilt. Jeder Block enthält Daten für eine bestimmte Gruppe von 8-stelligen KN-Gütercodes und alle Partnerländer für diese Codes. Dahinter steht die Annahme, daß sich innerhalb eines Blocks die Einheitswerte aller Angaben gleich verhalten.

4.3 Auf diese Weise werden die Artikel berücksichtigt, deren Einheitswert sich im Verhältnis zur mittleren Einheitswertveränderung (gemessen am Median) des gesamten Blockes innerhalb bestimmter Grenzen ändert (z.B. +/- 10%) und die anderen werden vorläufig nicht berücksichtigt. Vorläufig nicht berücksichtigt werden könnte ein Artikel, weil der entsprechende Einheitswert des Monats m-1 von zweifelhafter Qualität ist oder überhaupt nicht vorliegt. Daher werden diese Artikel in bezug auf ein weiteres Monatspaar überprüft. Normalerweise wird dann die Veränderung zwischen Monat m und Monat m-2 verwendet. Der Artikel wird berücksichtigt, sofern er den zweiten Test besteht. Diese Regeln wurden von einem einfachen Wahrscheinlichkeitsmodell für die Häufigkeit von hohen und niedrigen Ausreißern abgeleitet. Dadurch werden zwar unbrauchbare Beobachtungen im laufenden Monat ausgesondert, diese Regeln geben jedoch keinerlei Schutz gegen Ausreißer in den Einheitswerten des Basisjahres. Eine Lösung wäre, die jährlichen Zahlen nur anhand der Daten der Monate zu berechnen, in denen der Artikel berücksichtigt wurde. Aus technischen Gründen wird dies derzeit

²M.J. Hinich, P.P. Talwar : "A simple method for robust regression", Journal of the American Statistical Association, März 1975.

jedoch nicht praktiziert. Stattdessen wird ein Artikel ebenfalls nicht berücksichtigt, wenn das Verhältnis des Einheitswertes für den laufenden Monat zu dem des Basisjahres außerhalb der Streubreite liegt ($[0,2 : 5,0]$). Diese Streubreite wurde nach Analyse der typischen Preisschwankungen für saisonale und nichtsaisonale Güter festgesetzt und kann unter ungewöhnlichen Umständen geändert werden.

4.4 Das oben beschriebene Aussonderungsverfahren hat den Vorteil, daß von Monat zu Monat Einheitswertverhältnisse erkannt werden können, die im Vergleich zu der allgemeinen Entwicklung in der entsprechenden Klasse (=Block) als extrem zu bezeichnen sind. Dies ist wahrscheinlich befriedigender, als einen willkürlichen Rahmen für absolute Schwankungen festzusetzen. Der nächste Schritt ist die Berechnung von Laspeyres- und Paasche-Indizes für den laufenden Monat (mit dem vorangegangenen Jahr als Basisjahr) auf der Grundlage lediglich der berücksichtigten Artikel. Diese werden dann verwendet als Schätzwert für die Einheitswertveränderung von Artikeln, deren Einheitswerte nicht berücksichtigt wurden. Die Definition der Blöcke erfolgt unabhängig von den endgültigen Indizes und die darin enthaltenen Daten können für die Berechnung mehrerer endgültiger Indizes verwendet werden. Für jeden Index wird der monatliche Wert und der jährliche Wert von Artikeln mit einem von null verschiedenen Handel aufgezeichnet, die die obengenannten Überprüfungen bestanden haben. Danach werden aktuell gewichtete und anhand der Basisperiode gewichtete Stichprobenabdeckungsquoten berechnet (d.h. berücksichtigter Wert als Prozentzahl des Gesamtwerts) und für die Stichprobenabdeckung wird als Kompromißwert der geometrische Durchschnitt genommen.

4.5 Die Wertverkettungen für Indizes werden anhand aller Artikel und nicht nur der berücksichtigten berechnet. Dahinter steht der Gedanke, daß zweifelhafte Einheitswerte allein auf Fehlern bei den Mengen zurückzuführen sind. Normalerweise werden durchschnittlich ca. 11% des aktuellen Werts von Artikeln nicht berücksichtigt (das entspricht einer Stichprobenabdeckung von 89%). In den Tabellen dieser Veröffentlichung sind Artikel, bei denen die Stichprobenabdeckung zwischen 25 % und 50 % liegt, mit "*" gekennzeichnet. Artikel mit einer Stichprobenabdeckung unter 25 % sind nicht ausgewiesen.

4.6 Es hat sich herausgestellt, daß der Ausschluß von Artikeln mit einem niedrigen Handelswert im Vorjahr zwar keinen Einfluß auf die Indexverkettungen hat, die mittels des Wertes gewichtet werden; da diese Artikel jedoch sehr zahlreich sind, können die rechnerischen Operationen reduziert werden. Derzeit werden bei der Berechnung der Einheitswertindizes Artikel mit einem Basisjahrwert unter 100.000 ECU bzw. 1 % des Basisjahrwerts ihres entsprechenden Blocks, je nachdem welcher Wert geringer ist, nicht berücksichtigt. Das führt dazu, daß durchschnittlich 3 % des gesamten Handelswertes nicht erfaßt werden, zahlenmäßig sind dies jedoch über 70 % aller Artikel.

5. Berechnung der monatlichen Indexverkettungen

5.1 Zu Beginn jeden Jahres werden die KN-Codes des vorangegangenen Jahres und diejenigen des laufenden Jahres zu Blöcken und Indizes in Beziehung gesetzt. Die kumulativen jährlichen Daten für das Vorjahr werden aufbereitet und enthalten die nach Warenstrom, Produkt und Partnerland definierten Artikel, die über dem Schwellenwert des jeweiligen Blocks liegen. Bei Änderungen der KN werden Produktaggregate gebildet, die in beiden Jahren die gleiche Zusammensetzung haben. Ferner gibt es noch einige wenige saisonale KN-Codes, die zu einem das ganze Jahr abdeckenden Produktaggregate zusammengefaßt werden.

5.2 Jeden Monat werden die 'separaten' monatlichen KN-Daten für die berücksichtigten Artikel Block für Block aufbereitet, um die Laspeyres- und Paasche-Zähler bzw. Nenner für die wichtigsten benötigten Indizes zu ermitteln. Diese Information wird gespeichert und in einer späteren Phase der Aufbereitung zur Berechnung von Indexverkettungen auf einer höheren Ebene von Produkt- oder Ländergruppenaggregaten wieder verwendet. Daneben können in dieser Phase externe Preisinformationen mit den Einheitswertindizes verknüpft werden.

5.3 Für einige Gütersystematiken werden Gruppen von Indizes berechnet. Höhere Ebenen von Produktklassen (z.B. SITC Einsteller) werden durch Aggregation der Zähler und Nenner der konstituierenden Indizes gebildet. Manchmal fehlt ein derartiger Index bei kleinen Ländern für einen Monat. Dann ist entweder der Handel gleich null, oder die Stichprobenabdeckungsquote wird als zu niedrig erachtet, um einen zuverlässigen Einheits-

wertindex ermitteln zu können. Es hat sich als unbefriedigend erwiesen, den größeren Index einfach durch Aggregation der zufällig vorliegenden Indizes zu berechnen, da, wenn der fehlende Index ein großes Gewicht und eine von den anderen Indizes unterschiedliche Höhe hat, der aggregierte Index schwanken wird, je nachdem, ob dieser Index in der Berechnung berücksichtigt wird oder nicht. Eurostats Lösung besteht darin, die Höhe des fehlenden Einheitswertindex und (falls der Handel gleich null ist) ebenfalls das Indexgewicht für den Paasche-Index zu schätzen.

5.4 Die Indizes für die EU als Berichtseinheit werden durch Verknüpfung der einzelnen Länderindizes ermittelt. Die Einheitswert- und Volumenindizes nach Laspeyres für die EU werden berechnet durch Gewichtung der Laspeyres-Indizes jedes einzelnen Berichtslandes mittels des Handelswerts des Vorjahres (vor Ausschluß von Artikeln unterhalb des Schwellenwerts). Ein Wertindex für die Union wird gebildet durch die Verknüpfung der Wertindizes der einzelnen Berichtsländer mit den gleichen Gewichten. Die Paasche-Indizes für die EU ergeben sich durch Division.

5.5 Normalerweise liegen für die neuen Mitgliedstaaten keine KN-Daten vor, die sich auf die Jahre vor ihrem Beitritt beziehen. Daher wurde der EU-Index bis Dezember 1981 ohne Griechenland als Berichtsländer berechnet und bis Dezember 1985 ohne Spanien und Portugal. Dementsprechend wird ein Index für 1986 berechnet, indem die Veränderung für EUR 12 zwischen 1985 und 1986 auf die Höhe des Index für EUR10 des Jahres 1985 Bezug nimmt.

6. Verkettung

6.1 Die monatlichen Laspeyres und Paasche Volumenindizes ergeben einen Volumenindex für den laufenden Monat im Vergleich zum Durchschnitt der (separaten) Daten für das Vorjahr. Die vierteljährlichen Einheitswert- und Volumenindizes werden durch Summierung der monatlichen Indizes über ein Vierteljahr und nachfolgende Division durch drei berechnet. Die jährlichen Einheitswertindizes ergeben sich durch Summierung der vierteljährlichen Indizes und die nachfolgende Division durch vier. Der jährliche Wertindex zur Berechnung des Volumenindex beruht vielmehr auf überprüften jährlichen Daten (kumulativ) als auf den ursprünglichen monatlichen Werten. Dies kann mehr oder weniger große

Unterschiede beim unterstellten monatlichen Wertindex zur Folge haben! Grund für dieses Phänomen ist die Verkettung mit den jährlichen Indizes. So sind die vierteljährlichen und jährlichen Einheitswertindizes im Endeffekt Mittelwerte der monatlichen Einheitswertindizes, die mit den monatlichen Volumenindizes gewichtet werden. Zur Erhaltung der Beziehung 'Volumen x Einheitswertveränderung = Wertveränderung' für alle Periodizitäten wird dieser Methode der Vorzug gegeben vor der einfachen Ermittlung des Durchschnitts aus den monatlichen Einheitswertindizes. Die so berechneten jährlichen Indizes können von denjenigen, die direkt auf der Grundlage der jährlichen Daten berechnet werden, abweichen, teilweise aufgrund des Ausschlusses extremer monatlicher Einheitswerte.

6.2 Sobald die jährlichen Verknüpfungen ermittelt sind, werden die Indizes rückwärts (und vorwärts) zum Bezugsjahr (derzeit 1990) verkettet.

Beispiel für die Verkettung eines Index für den Monat m im Jahr y rückwärts mit dem Bezugsjahr 1990:

$$\begin{aligned}
 &= 100 \times (\text{jährliche Verkettung für 1991,} \\
 &\quad \text{Basis 1990}) \\
 &\quad \times (\text{jährliche Verkettung für 1992,} \\
 &\quad \text{Basis 1991}) \\
 &\quad \times \dots\dots\dots \\
 &\quad \times (\text{jährliche Verkettung für das Jahr } y-1, \\
 &\quad \text{Basis } y-2) \\
 &\quad \times (\text{monatliche Verkettung für den Monat} \\
 &\quad \text{ } m, \text{ Jahr } y, \text{ Basisjahr } y-1).
 \end{aligned}$$

Bemerkung

Für weitere Anfragen stehen

H. P.K. Havik (Luxemburg, Jean Monnet
Gebäude, Tel.: (352) 4301-33616, Fax: (352)
4301-34339)

oder

H. P. Wolff (Luxemburg, Jean Monnet
Gebäude, Tel.: (352) 4301-33660, Fax: (352)
4301-34339)

zur Verfügung.

Verwendete Zeichen und Abkürzungen

BEC	Große Wirtschaftskategorien
NACE CLIO	Allgemeine Systematik der Wirtschaftszweige in der Europäischen Union, verwendet zur Erstellung von Input-Output-Tabellen
SITC	Internationales Warenverzeichnis für den Außenhandel, Revision 3
:	Nicht verfügbar
*	Index mit niedriger Abdeckungsrate (< 50 %)
a.n.g.	Anderweitig nicht genannt
VAL	Wertindex (ausgedrückt in ECU)
VOL	Volumenindex
UV	Einheitswertindex (ausgedrückt in ECU)
$\Delta\%$	Prozentuelle Änderung gegenüber der entsprechenden Periode des Vorjahres
W	Relativer Anteil des Produktes am Gesamthandel unter Ausschluß der anderweitig nicht genannten Waren, für das Jahr 1992

TABLE OF CONTENTS

Methodology and sources	19
Symbols and abbreviations used	25
1. SITC Rev 3	38
1.1 0 Food and live animals.....	38
1.2 1 Beverages and tobacco	48
1.3 2 Crude materials, inedible, except fuels	58
1.4 3 Mineral fuels, lubricants and related materials	68
1.5 4 Animal and vegetable oils, fats and waxes.....	78
1.6 5 Chemicals and related products, n.e.s.....	88
1.7 6 Manufactured goods classified chiefly by material	98
1.8 7 Machinery and transport equipment	108
1.9 8 Miscellaneous manufactured articles.....	118
1.10 0+1 Food, live animals, beverages and tobacco	128
1.11 2+4 Crude materials, inedible, and animal and vegetable oils, fats and waxes	136
1.12 5-8 Manufactured goods.....	144
1.13 0-9 Total trade	152
1.14 00 Live animals other than animals of division 03	160
1.15 01 Meat and meat preparations.....	164
1.16 02 Dairy products and bird's eggs.....	168
1.17 03 Fish, crustaceans and molluscs and preparations thereof	172
1.18 04 Cereals and cereal preparations	176
1.19 05 Vegetables and fruit	180
1.20 06 Sugar, sugar preparations and honey	184
1.21 07 Coffee, tea, cocoa, spices, and manufactured thereof.....	188
1.22 08 Feeding stuff for animals (not including unmilled cereals)	192
1.23 09 Miscellaneous edible products and preparations	196
1.24 11 Beverages	200
1.25 12 Tobacco and tobacco manufactures	204
1.26 21 Hides, skins and furskins, raw	208
1.27 22 Oil seeds and oleaginous fruit	212
1.28 23 Crude rubber (including synthetic and reclaimed).....	216
1.29 24 Cork and wood.....	220
1.30 25 Pulp and waste paper	224
1.31 26 Textile fibres (other than wool tops) wastes; not manufactured.....	228
1.32 27 Crude fertilizers and minerals (excluding coal, petrol and precious stones).....	232
1.33 28 Metalliferous ores and metal scrap.....	236
1.34 29 Crude animal and vegetable materials, n.e.s.	240
1.35 32 Coal, coke and briquettes.....	244
1.36 33 Petroleum, petroleum products and related materials	248
1.37 34 Gas, natural and manufactured	252
1.38 41 Animal oils and fats.....	256
1.39 42 Fixed vegetable oils and fats, crude, refined or fractionated	260
1.40 43 Animal or vegetable fats and oils, processed; animal or vegetable waxes	264

1.41	51	Organic chemicals	268
1.42	52	Inorganic chemicals.....	272
1.43	53	Dyeing, tanning and colouring materials	276
1.44	54	Medical and pharmaceutical products	280
1.45	55	Essential oils and perfume materials; toilet, polish and cleaning preparations	284
1.46	56	Fertilizers, manufactured (other than those of group 272).....	288
1.47	58	Plastics in non-primary forms	292
1.48	59	Chemical materials and products n.e.s.	296
1.49	61	Leather, leather manufactures, n.e.s. and dressed furskins	300
1.50	62	Rubber manufactures, n.e.s.	304
1.51	63	Cork and wood manufactures (excluding furniture)	308
1.52	64	Paper, paperboard and articles of paper pulp, of paper or of paperboard.	312
1.53	65	Textile yarn, fabrics, made-up articles, n.e.s. and related products.....	316
1.54	66	Non metallic mineral manufactures, n.e.s.	320
1.55	67	Iron and steel.....	324
1.56	68	Non-ferrous metals.....	328
1.57	69	Manufactures of metal, n.e.s.....	332
1.58	71	Power-generating machinery and equipment.....	336
1.59	72	Machinery specialized for particular industries	340
1.60	73	Metal working machinery	344
1.61	74	General industrial machinery and equipment n.e.s.	348
1.62	75	Office machines and automatic data-processing machines	352
1.63	76	Telecommunications, sound recording and reproduction apparatus and equipment	356
1.64	77	Electrical machinery, apparatus and appliances, n.e.s. and electrical parts thereof.....	360
1.65	78	Road vehicles (including air cushion vehicles).....	364
1.66	79	Other transport equipment	368
1.67	81	Prefabr. build.;Sanitary, plumbing, heating and lighting fixtures and fittings, n.e.s.....	372
1.68	82	Furniture and parts thereof; bedding, mattresses, mattress supports, cushions and similar stuffed furnishings.....	376
1.69	83	Travel goods, handbags and similar containers.....	380
1.70	84	Articles of apparel and clothing accessories	384
1.71	85	Footwear.....	388
1.72	87	Professional, scientific and controlling instruments and apparatus, n.e.s.	392
1.73	88	Photography apparatus, equipment, supplies and optical goods; watches and clocks	396
1.74	89	Miscellaneous manufactured articles, n.e.s.....	400
2.	BEC	404
2.1	1	Food and beverages.....	404
2.2	11	Food and beverages/primary.....	408
2.3	111	Food and beverages/primary/mainly for industry.....	412
2.4	112	Food and beverages/primary/mainly for household consumption.....	416
2.5	12	Food and beverages/processed.....	420
2.6	121	Food and beverages/processed/mainly for industry	424
2.7	122	Food and beverages/processed/mainly for household consumption.....	428
2.8	2	Industrial supplies n.e.s.	432
2.9	21	Industrial supplies n.e.s./primary	436
2.10	22	Industrial supplies n.e.s./processed	440

2.11	3	Fuels and lubricants	444
2.12	31	Fuels and lubricants/primary	448
2.13	32	Fuels and lubricants/processed.....	452
2.14	321	Fuels and lubricants/processed/motor spirit.....	456
2.15	322	Fuels and lubricants/processed/other	460
2.16	4	Capital goods (except transport equipm.) and parts and accessories thereof	464
2.17	41	Capital goods (except transport equipment).....	468
2.18	42	Capital goods/parts and accessories	472
2.19	5	Transport equipment and parts and accessories thereof.....	476
2.20	52	Transport equipment and parts and accessories thereof/other	480
2.21	521	Transport equipment and parts and accessories thereof/other/industrial	484
2.22	522	Transport equipment and parts and accessories thereof/other/non-industrial.....	488
2.23	53	Transport equipment and parts and accessories thereof/parts and accessories.....	492
2.24	6	Consumer goods not elsewhere specified	496
2.25	61	Consumer goods n.e.s./durable	500
2.26	62	Consumer goods n.e.s./semi-durable	504
2.27	63	Consumer goods n.e.s./non-durable.....	508
3. NACE-CLIO R44			512
3.1	01	Agricultural, forestry and fishery products	512
3.2	03	Coal, lignite (brown coal) and briquettes.....	516
3.3	05	Products of coking.....	520
3.4	07	Natural gas and petroleum products.....	524
3.5	09	Electric power, gas, steam and water	528
3.6	13	Ferrous and non-ferrous ores and metals, other than radioactive iron ore	532
3.7	15	Non-metallic mineral products	536
3.8	17	Chemical products.....	540
3.9	19	Metal products except machinery and transport equipment.....	544
3.10	21	Agricultural and industrial machinery	548
3.11	23	Office and data processing machines; precision and optical instruments.....	552
3.12	25	Electrical goods.....	556
3.13	27	Motor vehicles	560
3.14	29	Other transport equipment	564
3.15	31	Meats, meat preparations and preserves, other products from slaughtered animals	568
3.16	33	Milk and dairy products	572
3.17	35	Other food products.....	576
3.18	37	Beverages	580
3.19	39	Tobacco products.....	584
3.20	41	Textiles and clothing	588
3.21	43	Leathers, leather and skin goods, footwear	592
3.22	45	Timber, wooden products and furniture.....	596
3.23	47	Paper and printing products	600
3.24	49	Rubber and plastic products	604
3.25	51	Other manufacturing products	608

Methodology and Sources

1.1. This introduction sets out how Eurostat's external trade indices are calculated. The indices are of the chained Fisher type. In other words: the base year is revised each year. The 1989 indices have 1988 as base year, the 1990 indices have 1989 as base year, and so on. Each index is expressed in terms of 1990 as reference year (i.e., 1990 = 100) by chaining all the links back and up to 1990.

1.2. Chain indices have several attractive properties. Firstly, the index weights used to construct the index will be derived from recent values and quantities traded, and will therefore be responsive to the changing patterns of world trade.

1.3. A second advantage of chain indices is that they are more robust in the face of an abnormal event such as a temporary peak in commodity prices. If this occurs in the base year, it can distort the weighting of a fixed base index until it is rebased.

1.4. Thirdly, as the Combined Nomenclature (CN) changes each year due to the subdivision and regrouping of subheadings, better quality comparisons are made by focusing on year to year changes. The alternative is to define groupings over a wider range of products which are stable for several years.

1.5. There was a particular interest in obtaining good indicators of short-term trends expressed by users of external trade indices within the Commission. Few would deny the superiority of chain indices for this purpose. This was a major factor in their favour. Though there is more controversy about their advantages as medium- and long-term indicators, many recent writers on the subject prefer them.

2. The Choice of Index Formula

2.1. The Member States use various formulae to calculate external trade indices. Four countries use a Fisher formula for Unit Value indices, four use Paasche and one uses Laspeyres. Users within the Commission expressed a preference for indices of the Fisher type. Over the longer term, chain Laspeyres and Paasche indices drift apart. There does not appear to be any reason to believe that one gives a 'truer' result than the other. On

the other hand, the chain Fisher index, a geometric average of the two, closely approximates the Törnqvist-Theil approximation to the Divisia index, which has a number of advocates.

2.2. The conventional index formulae are used for calculating the Links between year, month and the average of the previous year. These are:

Laspeyres Unit Value Link:

$$(1) \quad \frac{\sum_{i=1}^n V(y-1, i) \frac{u(y, m, i)}{U(y-1, i)}}{\sum_{i=1}^n V(y-1, i)}$$

Paasche Unit Value Link:

$$(2) \quad \frac{\sum_{i=1}^n v(y, m, i)}{\sum_{i=1}^n v(y, m, i) \left/ \frac{u(y, m, i)}{U(y-1, i)} \right.}$$

Value Link:

$$(3) \quad \frac{\sum_{i=1}^n v(y, m, i)}{\sum_{i=1}^n V(y-1, i)}$$

Laspeyres Volume Link:

$$(4) \quad \frac{\text{Value Link}}{\text{Paasche Unit Value Link}}$$

Paasche Volume Link:

$$(5) \quad \frac{\text{Value Link}}{\text{Laspeyres Unit Value Link}}$$

Fisher Link:

$$(6) \quad \sqrt{\text{Laspeyres Link} \times \text{Paasche Link}}$$

where:

$v(y, m, i)$ = value of trade in item i for month m of year y

$$V(y-1, i) = \frac{1}{12} \sum_{m=1}^{12} v(y-1, m, i)$$

$u(y, m, i)$ = Unit Value of item i for month m of year y

$U(y-1, i)$ = average Unit Value of item i for year $y-1$, calculated as total value divided by total quantity.

2.3. The values for the current month rather than those for the whole of the current year are used as weights in the Paasche Link (2), despite their greater instability. The reasons for this choice were firstly to preserve relationship (4) and secondly because the annual weights are not available until after the end of the current year.

3. The data sources

3.1. The primary source of data is the CN trade statistics supplied to Eurostat by the Member States. Please note that since the first of January 1993, the date of abolition of the inner frontiers of the Union, the statistics relative to the trade between the Member States are no longer collected using customs declarations. Instead, monthly- and recapitulative statistical declarations are transmitted directly by companies to the relevant national administrations. The smallest companies, which are the majority, need not supply a declaration or only need to supply a simplified declaration on which no quantity or supplementary unit information is indicated. The delay in transmission of the detailed results to Eurostat is relatively long and numerous Member States are

confronted by the problem of companies which should declare but do not. This change in collecting the statistical information is the source of the abnormal behaviour of the volume index with the partners Intra-EU and World between 1992 and 1993.

For the following groups of products (defined in SITC rev.3), unit values calculated from trade data give an unsatisfactory indication of price performance:

SITC 525 Radioactive and associated materials

SITC 667 Pearls, precious and semi-precious stones, unworked or worked

SITC 792 Aircraft and associated equipment; spacecraft (including satellites) and spacecraft launch vehicles; and parts thereof

SITC 793 Ships, boats (including hover craft) and floating structures

SITC 883 Cinematograph film, exposed and developed, whether or not incorporating sound track or consisting only of sound track

SITC 896 Works of art, collectors' pieces and antiques

SITC 897 Jewellery, goldsmiths' and silver-smiths' wares, etc.

At present the Unit Value Ratio¹ of each of these groups is implicitly imputed from the Unit Value Ratios of the other non-rejected products belonging to the same SITC 2-digit code.

3.2. The raw data is classified by reporter country, flow, CN product code and partner country. Eurostat's approach is to work with the data at this detailed level. Most countries calculate their indices after the data has been summed over partner countries. This has certain apparent advantages. In addition to reducing the dimensionality of the data, the number of discontinuities is also reduced. Trade with a particular partner may be recorded for only a few

¹Unit Value Ratio : $\frac{u(y, m, i)}{U(y-1, i)}$

months of the year, whereas there is trade with some partners in most months. On the other hand, even a cursory examination of Unit Value series broken down by partner shows that the hypothesis of a common Unit Value is very often unrealistic. This is because either identical goods are priced differently for different partners or because the CN code covers a number of qualities or types of product and different partners demand or supply different proportions of these individual products. Therefore unit values calculated after aggregation over partners may fluctuate because of the instability of the partner breakdown of trade. The same arguments apply to aggregated-versus detailed products. In all events, information on the partner is a means of stratifying unit values into more homogeneous product groups. For these reasons, Eurostat's Unit Value indices are calculated from the original data without aggregation over partners or products.

3.3. One exception to the rule of no aggregation is where there is a change in the CN nomenclature between two years. In this case products are combined to produce an aggregate with the same definition in both years. Changes in the geographical definition of partner countries are much less frequent and are usually insignificant. In this case the most appropriate match between pairs of countries is made.

3.4. For most CN codes there is information on value, weight and sometimes a second, supplementary quantity unit, such as number of items. In this case two types of Unit Value (value per tonne and value per supplementary unit) are available. A Unit Value based on supplementary unit (for example, value per car) is not necessarily a better measure of price than value per tonne. If there are many products covered by a CN code, and if their price is perfectly correlated with their weight, then value per tonne will be unaffected by fluctuations in product composition. The reliability with which weight is measured compared with the reliability of supplementary unit data is also a factor. For data of the Union, evidence from indirect tests suggests that weight seems to have been measured more reliably than supplementary units in the recent past, and so average value per tonne is generally used. Over the longer run, technical

change can cause substantial biases in both types of Unit Value.

3.5. One of the ways in which confidentiality is treated in the CN data is to allocate trade in a product to a special geographic code, in order to disguise the origin or destination. There are some products where this is an important factor, and the proportion of the declared value of trade to the actual value for a particular geographic zone (such as Extra-EU) may fluctuate from month to month. No attempt is made at present to adjust the Volume indices to compensate for these fluctuations.

3.6. CN data records the value of trade in thousands of ECUs. All Eurostat's Unit Value indices are expressed in ECU terms. Conversion to other currency units is straightforward.

3.7. The EU data is also broken down by statistical regime, so that, for example, goods imported for intermediate processing before re-exporting them to their country of origin, are distinguished from normal imports. Only normal trade (statistical regime 1) is used to calculate Unit Value indices, though total trade is used for the Value indices from which the Volume indices are calculated.

3.8. Any errors in the monthly data are only corrected months later. Therefore an Annual index based on the 12 months aggregated would contain the errors too. However there are partly corrected annual figures. These are used for calculating the annual Volume Links that are chained back to the reference year. Where they occur, the errors in the monthly data may distort the monthly and quarterly Volume figures. Thus, for the more detailed indices, there are occasional discrepancies between the annual average of the Monthly and Quarterly Volume index, and the Annual index.

4. Dealing with extreme values

4.1. Administrative procedures for validating trade data vary between Member States. Since the monthly data used by Eurostat to calculate indices is the first release of this data, and there are often substantial revisions made subsequently, it is an unfortunate fact that

extremely large Unit Value movements are not at all unusual. In one sample of data, a Unit Value 700 times greater than that of the previous year was found. In general, we would expect underlying prices to move fairly smoothly. These extremes are therefore due either to recording errors of one sort or another or due to data inhomogeneity. Whatever the cause, a wide tailed distribution of Unit Value changes can lead to the usual Index formulae giving unreliable results. Eurostat's method for dealing with wide tailed distributions is to use the robust regression technique first described by Hinich and Talwar².

4.2. The method starts from the observation that whereas the level of unit values across partner countries may differ, the changes in levels are very similar not only across partner countries but also across related products, compared with the background level of noise in Unit Value data. A study by Eurostat however shows significant variations across reporting countries (e.g. related to exchange rate fluctuations). Eurostat has therefore divided the raw data into some 200 blocks of data for each reporting country and flow. Each block contains data for a particular set of CN product codes and all partner countries for these codes. The assumption is that within a block, every data item's Unit Value behaves in the same way.

4.3. Thus the method accepts the items whose Unit Value Ratio relative to the median Unit Value Ratio of the block behaves within certain bounds (for example, plus or minus 10%) and provisionally rejects the others. Provisional rejection of an item may be because the month $m-1$ Unit Value is of doubtful quality, or is not available. Therefore these items are tested for a second pair of months. Normally the change between months m and $m-2$ is then used. In this case the item is accepted if it passes the second test. These rules were derived from a simple probabilistic model for the frequency of high and low outliers. Though they weed out unsuitable observations in the current month, they do not give any protection against outliers in the base

year unit values. One solution would be to calculate the annual figure only from monthly data where the item was accepted. However for technical reasons this is not done at present. Instead an item is also rejected if the ratio of the Unit Value in the current month to that of the base year is outside the range $[0,2;5,0]$. This range was set after examination of the typical price variations found in seasonal and non-seasonal goods, and can be changed in unusual circumstances.

4.4. The above rejection procedure has the virtue of identifying a Unit Value ratio as extreme compared with the general movement in its class (= block) from month to month. This is likely to be more satisfactory than setting an arbitrary range for absolute fluctuations. The next step is simply to calculate Laspeyres and Paasche Links for the current month (with last year as base year) using only the accepted items. These are then used as an estimation of the Unit Value Ratio for items whose unit value ratios have been rejected. The definitions of the blocks are independent of the final indices and the data in them may be used by more than one final Index. For each Index a record is kept of the current month value and the base year value of items with non-zero trade that are accepted by the above tests. Current weighted and base period weighted sample coverage ratios are then calculated (i.e. accepted value as a percentage of total value), and a compromise figure for the sample coverage is found by taking the geometric average.

4.5. The Value Links are calculated using all items and not just accepted ones. The implied assumption is that doubtful unit values are due to errors in quantities alone. On average some 11% of the current value of items is rejected (i.e. a sample coverage of 89). The tables in this publication flag items with an asterisk where the sample coverage is between 25% and 50%. Items with a sample coverage below 25% are not shown.

4.6. The exclusion of items with a small value of trade in the previous year has been found to make virtually no impact on the Index Links that are weighted by value. However there is a considerable saving in computational effort since there are large numbers of such items. Currently items

² Hinich M.J., Talwar P.P. 'A simple method for robust regression', Journal of the American Statistical Association, March 1975.

with a base year value less than a threshold (= 1% of its block's base year value with a maximum of 100.000 ECU), are not considered when calculating Unit Value indices. This results in excluding on average 3% of the total value of trade, but over 70% of all items by number.

5. Calculation of the monthly Index Links

5.1. At the start of each year, CN codes for the previous year and the current year are related to blocks and to indices. The cumulative annual data for the previous year is processed, retaining items defined by flow/product/partner which are above the threshold for each block. Changes in the CN nomenclature are dealt with by creating product aggregates with the same constituents in both years. There are also a few seasonal CN codes that are combined to give a product aggregate which covers the whole year.

5.2. Each month, the 'isolated' monthly CN data for retained items is processed, block by block, to give Laspeyres and Paasche numerators and denominators for all the primary indices that are required. This information is stored, and used by a further stage of processing to produce index Links at a higher level of product or zone aggregation. In addition external price information may be combined with the Unit Value indices at this stage.

5.3. Sets of indices are calculated for several product nomenclatures. Higher levels of product class (e.g. SITC 1-digit section) are found by aggregation of the numerators and denominators of the constituent indices.

Sometimes a constituent index for a small country is missing for one month. Either its trade is zero, or its sample coverage ratio is judged too low to give a reliable Unit Value Index. It has been found that it is not satisfactory to calculate the larger Index simply by aggregating those constituent indices that happen to be available, since if the missing index has a large weight and has a level different from the others, the aggregate index will jump about as the index comes in and out. Eurostat's solution is to estimate the level of the missing Unit Value

index, and (in the case of zero trade) the index weight for the Paasche index.

5.4. Indices for the Union as reporter are found by combining the indices of the Member States. Laspeyres Unit Value and Volume Links for the EU are calculated by weighting the Laspeyres Links for each individual reporting country by the value of trade for the previous year (before elimination of items under the threshold). A Unionity nation of items under the threshold). A Union Value Link is found by combining the Value Links for individual reporters with the same weights. The Paasche Links for the EU are found by division.

5.5. CN data is usually not available for new Member States in the years before they joined the Union. Therefore the EU index is calculated without Greece as reporting country until December 1981 and refers to the Union without Spain and Portugal until December 1985. Thus a 1986 Index is calculated by splicing the change for EUR12 between 1985 and 1986 into the 1985 level of the index for EUR10.

6. Chaining the Links

6.1. The Monthly Laspeyres and Paasche Volume Links give an index of Volume for the current month relative to the average of the data (isolated) of the previous year. Quarterly Unit Value and Volume Links are calculated by summing the Monthly Links over the quarter and dividing by three. Annual Unit Value Links are found by summing the Quarterly Links and dividing by four. The Annual Value Link used to calculate the Volume Index, is calculated from revised annual data (cumulative), rather than the original monthly values. This can cause important differences in the implied Monthly Value index! The chaining with the Annual Links is the cause of this phenomena. Thus the Quarterly and Annual Unit Value Links are effectively averages of the Monthly Unit Value Links weighted by the Monthly Volume Links. This method is used, rather than the simple averaging of the Monthly Unit Value Links, to preserve the relationship 'Volume_Change x Unit_Value_Change = Value_Change' for all periodicities. The annual indices so obtained may differ from those that would be calculated from

annual data directly, in part due to the elimination of extreme unit values at the monthly level.

6.2. Once the Annual Links have been found, the indices are chained backwards (and upwards) to the reference year (1990 for the moment).

Example of how to chain an index backwards to 1990 for month m of year y :

$$= 100 \times \begin{matrix} x \text{ (Annual Link for 1991, base 1990)} \\ x \text{ (Annual Link for 1992, base 1991)} \\ x \text{} \\ x \text{ (Annual Link for year } y-1, \text{ base } y-2) \\ x \text{ (Monthly Link for month } m, \text{ year } y, \\ \text{base } y-1) \end{matrix}$$

Note

Further information can be obtained from:

Mr. P.K. Havik (Jean Monnet building,
Luxembourg, Tel.: (352) 4301-33616, Fax:
(352) 4301-34339)

or

Mr P. Wolff (Jean Monnet building,
Luxembourg, Tel.: (352) 4301-33660, Fax:
(352) 4301-34339).

Symbols and abbreviations used

BEC	Broad economic categories
NACE CLIO	General industrial classification of economic activities in the European Union used in the input/output tables
SITC	Standard international trade classification, revision 3
:	Not available
*	Index with a low coverage ratio (< 50 %)
n.e.s.	Not elsewhere specified
VAL	Value Index (denominated in ECU)
VOL	Volume Index
UV	Unit Value Index (denominated in ECU)
$\Delta\%$	Percentage change from the corresponding period of the year before
W	Weight of the product in 1992 relative to the total trade excluding goods n.e.s.

TABLE DES MATIERES

Méthodologie et sources	31
Symboles et abréviations utilisés	37
1. SITC Rev3	38
1.1 0 Produits alimentaires et animaux vivants.....	38
1.2 1 Boissons et tabacs	48
1.3 2 Matières brutes non comestibles, carburants non compris	58
1.4 3 Combustibles minéraux, lubrifiants et produits connexes	68
1.5 4 Huiles, graisses et cires d'origine animale ou végétale	78
1.6 5 Produits chimiques et produits connexes, n.d.a.	88
1.7 6 Articles manufacturés classés principalement d'après la matière première	98
1.8 7 Machines et matériel de transport.....	108
1.9 8 Articles manufacturés divers.....	118
1.10 0+1 Produits alimentaires, animaux vivants, boissons et tabacs	128
1.11 2+4 Matières brutes non comestibles, huiles, graisses et cires d'origine animale	136
1.12 5-8 Articles manufacturés	144
1.13 0-9 Commerce total.	152
1.14 00 Animaux vivants autres que ceux figurant dans la division 03.....	160
1.15 01 Viandes et préparations de viande	164
1.16 02 Produits laitiers et oeufs d'oiseaux.....	168
1.17 03 Poissons, crustacés, mollusques etc. et préparations	172
1.18 04 Céréales et préparations à base de céréales	176
1.19 05 Légumes et fruits.....	180
1.20 06 Sucres, préparations à base de sucre et miel	184
1.21 07 Café, thé, cacao, épices et produits dérivés.....	188
1.22 08 Nourriture destinée aux animaux (à l'exclusion des céréales non moulues)	192
1.23 09 Produits et préparations alimentaires divers.....	196
1.24 11 Boissons.....	200
1.25 12 Tabacs bruts et fabriqués.....	204
1.26 21 Cuirs, peaux et pelleteries bruts	208
1.27 22 Graines et fruits oléagineux	212
1.28 23 Caoutchouc brut (y compris caoutchouc synthétique et régénéré).....	216
1.29 24 Liège et bois.....	220
1.30 25 Pâtes à papier et déchets de papier	224
1.31 26 Fibres textiles (excepté laines en rubans) déchets; non transformés	228
1.32 27 Engrais, minéraux, bruts (excepté charbon, pétrole, pierres précieuses).....	232
1.33 28 Minerais métallifères et déchets de métaux	236
1.34 29 Matières brutes d'origine animale ou végétale, n.d.a.....	240
1.35 32 Houilles, cokes et briquettes.....	244
1.36 33 Pétrole, produits dérivés du pétrole et produits connexes.....	248
1.37 34 Gaz naturel et gaz manufacturé.....	252
1.38 41 Huiles et graisses d'origine animale	256
1.39 42 Graisses et huiles végétales fixes, brutes raffinées ou fractionnées	260
1.40 43 Huiles et graisses animales ou végétales préparées; cires animales ou végétales	264

1.41	51	Produits chimiques organiques	268
1.42	52	Produits chimiques inorganiques	272
1.43	53	Produits pour teinture et tannage et colorants	276
1.44	54	Produits médicaux et pharmaceutiques	280
1.45	55	Huiles essentielles, produits pour parfumerie, toilette et entretien	284
1.46	56	Engrais (autres que ceux du groupe 272).....	288
1.47	58	Matières plastiques sous formes autres que primaires	292
1.48	59	Matières et produits chimiques, n.d.a.	296
1.49	61	Cuirs et peaux, préparations et ouvrages en cuir, n.d.a., pelleteries appr.	300
1.50	62	Caoutchouc manufacturé, n.d.a.	304
1.51	63	Ouvrages en liège et en bois (à l'exception des meubles)	308
1.52	64	Papiers, cartons, ouvrages en pâte cellul., en papier et carton	312
1.53	65	Fils, tissus, articles textiles façonnés, n.d.a., produits connexes.....	316
1.54	66	Articles minéraux non métalliques manufacturés, n.d.a.	320
1.55	67	Fer et acier	324
1.56	68	Métaux non ferreux	328
1.57	69	Articles manufacturés en métal, n.d.a.	332
1.58	71	Machines génératrices, moteurs et leur équipement.....	336
1.59	72	Machines et appareils spécialisés pour les industries particulières	340
1.60	73	Machines et appareils pour le travail des métaux	344
1.61	74	Machines et appareils industriels d'application générale, n.d.a., parties et pièces détachées	348
1.62	75	Machines et appareils de bureau ou pour le traitement automatique de l'information.....	352
1.63	76	Appareils et équipement de télécommunication, appareils à enregistrer et à reproduire le son	356
1.64	77	Machines et appareils électriques n.d.a., parties et pièces détachées électriques	360
1.65	78	Véhicules routiers (y compris les véhicules à coussin d'air).....	364
1.66	79	Autre matériel de transport	368
1.67	81	Constr. pref.; appareils sanitaires, de plomberie, de chauffage, d'éclairage n.d.a.	372
1.68	82	Meubles et leurs parties; articles de literie, matelas, sommiers etc.	376
1.69	83	Articles de voyage, sacs à main et contenants similaires.....	380
1.70	84	Vêtements et accessoires du vêtement.....	384
1.71	85	Chaussures.....	388
1.72	87	Instruments et appareils professionnels, scientifiques et de contrôle, n.d.a.	392
1.73	88	Appareils et fournitures de photographie et d'optique, n.d.a., montres	396
1.74	89	Articles manufacturés divers, n.d.a.	400
2.	BEC	404
2.1	1	Produits alimentaires et boissons.....	404
2.2	11	Produits alimentaires et boissons/produits de base	408
2.3	111	Produits alimentaires et boissons/de base/principalement destinés à l'industrie.....	412
2.4	112	Produits alimentaires et boissons/de base/principalement destinés à la consommation des ménages	416
2.5	12	Produits alimentaires et boissons/produits ayant subi une transformation	420
2.6	121	Produits alimentaires et boissons/transformés/principalement destinés à l'industrie	424
2.7	122	Produits alimentaires et boissons/transformés/principalement destinés à la consommation des ménages	428
2.8	2	Approvisionnements industriels non désignés ailleurs	432
2.9	21	Approvisionnements industriels n.d.a./produits de base.....	436
2.10	22	Approvisionnements industriels n.d.a./produits ayant subi une transformation.....	440

2.11	3	Combustibles et lubrifiants	444
2.12	31	Combustibles et lubrifiants/produits de base.....	448
2.13	32	Combustibles et lubrifiants/produits ayant subi une transformation.....	452
2.14	321	Combustibles et lubrifiants/transformés/carburants pour moteurs	456
2.15	322	Combustibles et lubrifiants/transformés/autres	460
2.16	4	Biens d'équipement (à l'exclusion du matériel de transport, leurs parties, pièces détachées, accessoires)	464
2.17	41	Biens d'équipement (à l'exclusion du matériel de transport).....	468
2.18	42	Biens d'équipement/parties, pièces détachées et accessoires.....	472
2.19	5	Matériel de transport et ses parties, pièces détachées et accessoires.....	476
2.20	52	Autre matériel de transport	480
2.21	521	Autre matériel de transport/destiné à l'industrie	484
2.22	522	Autre matériel de transport/non destiné à l'industrie.....	488
2.23	53	Parties, pièces détachées et accessoires.....	492
2.24	6	Biens de consommation non désignés ailleurs	496
2.25	61	Biens de consommation non désignés ailleurs/durables	500
2.26	62	Biens de consommation non désignés ailleurs/semi-durables	504
2.27	63	Biens de consommation non désignés ailleurs/non durables.....	508
3. NACE-CLIO R44			512
3.1	01	Produits de l'agriculture, de la sylviculture et de la pêche.....	512
3.2	03	Houille, lignite, agglomérés et briquettes	516
3.3	05	Produits de la cokéfaction	520
3.4	07	Pétrole brut, gaz naturel, produits pétroliers	524
3.5	09	Energie électrique, gaz, vapeur et eau.....	528
3.6	13	Minerais et métaux ferreux et non ferreux autres que fertiles et fissiles	532
3.7	15	Minéraux et produits à base de minéraux non métalliques.....	536
3.8	17	Produits chimiques	540
3.9	19	Produits en métal à l'exclusion des machines et du matériel de transport.....	544
3.10	21	Machines agricoles et industrielles	548
3.11	23	Machines de bureau et pour le traitement informatique ,instruments de précision,..... d'optique et de simulation	552
3.12	25	Matériel et fournitures électriques	556
3.13	27	Véhicules et moteurs automobiles	560
3.14	29	Moyens de transport autres que véhicules automobiles	564
3.15	31	Viandes, préparations et conserves de viande, autres produits de l'abattage	568
3.16	33	Lait et produits laitiers.....	572
3.17	35	Autres produits alimentaires	576
3.18	37	Boissons.....	580
3.19	39	Produits à base de tabacs	584
3.20	41	Produits textiles, habillement	588
3.21	43	Cuirs, articles en cuir et en peau, chaussures	592
3.22	45	Bois et meubles en bois.....	596
3.23	47	Papier, articles en papier, articles imprimés.....	600
3.24	49	Produits en caoutchouc et en plastique	604
3.25	51	Produits des autres industries manufacturières.....	608

Méthodologie et sources

1.1 La présente introduction a pour objet d'indiquer comment les indices du commerce extérieur d'Eurostat sont calculés. Ces indices sont du type Fisher. En d'autres termes, l'année de base est révisée chaque année. Les indices de 1989 ont 1988 comme année de base, les indices de 1990 ont 1989 comme année de base, etc. Chaque indice est exprimé en termes de 1990 comme année de référence (i.e. 1990=100) en chaînant tous les liens avant et après 1990.

1.2 Les indices en chaîne ont plusieurs propriétés intéressantes. D'abord, les pondérations utilisées pour construire l'indice sont issues de valeurs récentes et de quantités commercialisées, et réagissent donc aux changements structurels du commerce mondial.

1.3 Le second avantage des indices en chaîne est qu'ils sont plus résistants devant un événement anormal tel qu'un pic temporaire dans les prix des marchandises. Si cela se produit dans l'année de base, il peut distordre la pondération d'un indice à base fixe jusqu'à ce que la base soit modifiée.

1.4 Troisièmement, puisque la nomenclature combinée (NC) est modifiée chaque année en raison de la subdivision et du regroupement des sous-positions, on obtient des comparaisons de meilleure qualité en concentrant les changements d'une année sur l'autre. La solution de rechange est de définir, pour un large éventail de produits, des groupes de sous-positions stables sur plusieurs années.

1.5 Il est particulièrement intéressant d'obtenir de bons indicateurs de tendance à court terme, de l'avis même des utilisateurs de données du commerce extérieur. Peu démentiront dans le cas présent la supériorité des indices en chaîne. Bien que leurs avantages soient davantage controversés en tant qu'indicateurs à moyen et à long termes, de nombreux auteurs d'articles récents sur le sujet continuent de les préférer.

2. Le choix d'une formule d'indice

2.1 Les États membres utilisent diverses formules pour calculer les indices du commerce extérieur. Quatre pays utilisent une formule de Fisher pour les indices de valeur unitaire, quatre autres utilisent l'indice de Paasche et un utilise l'indice de Laspeyres. Les utilisateurs de la Commission ont exprimé leur préférence pour des indices du type Fisher. Sur le long terme, les indices en chaîne de Laspeyres et de Paasche divergent. Il n'y a aucune raison de croire que l'un donne des résultats plus "justes" que l'autre. D'un autre côté, l'indice en chaîne de Fisher, qui est une moyenne géométrique des deux, est très voisin de l'approximation Törnqvist-Theil de l'indice Divisia qui a un certain nombre de défenseurs.

2.2 Les formules traditionnelles d'indices sont utilisées pour calculer les liens entre les années ou mois et la moyenne de l'année précédente. Ce sont:

Lien pour la valeur unitaire (formule de Laspeyres):

$$(1) \quad \frac{\sum_{i=1}^n V(y-1, i) \frac{u(y, m, i)}{U(y-1, i)}}{\sum_{i=1}^n V(y-1, i)}$$

Lien pour la valeur unitaire (formule de Paasche):

$$(2) \quad \frac{\sum_{i=1}^n v(y, m, i)}{\sum_{i=1}^n v(y, m, i) / \frac{u(y, m, i)}{U(y-1, i)}}$$

Lien pour la valeur:

$$(3) \quad \frac{\sum_{i=1}^n v(y, m, i)}{\sum_{i=1}^n V(y-1, i)}$$

Lien pour le volume (formule de Laspeyres):

$$(4) \quad \frac{\text{Lien pour la valeur}}{\text{Lien pour la valeur unitaire de Paasche}}$$

Lien pour le volume (formule de Paasche):

$$(5) \quad \frac{\text{Lien pour la valeur}}{\text{Lien pour la valeur unitaire de Laspeyres}}$$

Lien de Fisher:

$$(6) \quad \sqrt{\text{Lien de Laspeyres} \times \text{Lien de Paasche}}$$

où:

$v(y, m, i)$ = valeur du commerce en article i pour le mois m de l'année y ;

$$V(y-1, i) = \frac{1}{12} \sum_{m=1}^{12} v(y-1, m, i);$$

$u(y, m, i)$ = valeur unitaire de l'article i pour le mois m de l'année y ;

$U(y-1, i)$ = valeur unitaire moyenne de l'article i pour l'année $y-1$, soit valeur totale divisée par quantité totale.

2.3 Les valeurs du mois courant plutôt que celles de l'ensemble de l'année courante sont utilisées comme pondération dans le lien de Paasche (2), en dépit de leur plus grande instabilité. Les raisons de ce choix sont premièrement de préserver la relation (4) et deuxièmement, parce que les poids annuels ne sont disponibles qu'après la fin de l'année courante.

3. Les sources de données

3.1 Les sources de données primaires sont les statistiques du commerce en NC fournies à Eurostat par les Etats membres. Il est à noter que depuis le 1er janvier 1993, date de l'abolition des frontières douanières à l'intérieur de l'Europe, les statistiques relatives au commerce entre Etats membres ne sont plus collectées à partir des déclarations en douane mais à partir de déclarations statistiques, mensuelles et récapitulatives, transmises directement par les entreprises aux administrations nationales compétentes. Dans le cadre de ce nouveau système statistique, baptisé Intrastat, la majorité des entreprises, les plus petites, sont exemptées d'obligations statistiques ou n'ont à déposer qu'une déclaration simplifiée sur laquelle, notamment, la quantité des marchandises - en masse nette et unités supplémentaires - n'est pas indiquée. Par ailleurs, les résultats détaillés sont transmis à Eurostat dans des délais relativement longs et de nombreux Etats membres sont encore confrontés au problème de la non réponse d'entreprises en principe redevables de l'information. Ce changement est à l'origine de la rupture constatée dans le comportement de l'indice de volume entre 1992 et 1993 pour les partenaires Intra-UE et Monde.

Pour les groupes suivants de produits (définis en CTCI rev. 3), les valeurs unitaires calculées à partir des données du commerce ne fournissent pas une indication satisfaisante de l'évolution des prix:

CTCI 525: Matériaux radioactifs et associés;

CTCI 667: Perles, pierres gemmes et semi-précieuses, brutes ou travaillées;

CTCI 792: Équipements pour aéronefs et assimilés, véhicules spatiaux (y compris satellites) et véhicules de lancement de véhicules spatiaux; et pièces détachées;

CTCI 793: Navires, bateaux (y compris hovercrafts) et structures flottantes;

CTCI 883: Film cinématographique, exposé et développé, avec ou sans bande sonore, ou consistant uniquement en une bande sonore;

CTCI 896: Travaux d'art, pièces de collection et antiquités;

CTCI 897: Joaillerie, et orfèvrerie, etc.

En pratique, le ratio de valeur unitaire¹ de chacun de ces groupes est imputé du ratio de valeur unitaire d'autres produits non rejetés appartenant à la même division de la CTCI.

3.2 Les données brutes sont classées par pays, flux, code NC et pays partenaire. L'approche d'Eurostat est de travailler avec les données détaillées alors que la plupart des Etats membres calculent les indices après avoir agrégé les résultats par pays partenaire. Cette dernière solution présente des avantages apparents. En plus de diminuer la taille des données traitées, le nombre de discontinuités est également réduit. Le commerce avec un partenaire particulier peut être enregistré seulement pendant un petit nombre de mois de l'année, tandis qu'avec certains autres partenaires, le commerce se fait pratiquement tous les mois. D'autre part, même un examen rapide des séries de valeurs unitaires ventilées par partenaire montre que l'hypothèse d'une valeur unitaire commune est très souvent irréaliste, parce que des marchandises identiques ont des prix différents pour différents partenaires, ou bien parce que la sous-position NC couvre plusieurs qualités ou types de produits et que différents partenaires demandent ou fournissent différentes proportions de ces produits individuels. C'est pourquoi les valeurs unitaires calculées après agrégation des partenaires peuvent varier en raison de l'instabilité de la ventilation du commerce du partenaire. Les mêmes arguments s'appliquent pour le choix entre produits agrégés et produits détaillés. Dans tous les cas, l'information sur le partenaire permet de stratifier les valeurs unitaires dans des groupes de produits plus homogènes. Pour ces raisons, les indices de valeur unitaire d'Eurostat sont calculés à partir de données originales sans agrégation des partenaires ou des produits.

3.3 Une exception à la règle de non-agrégation s'applique lorsqu'il y a une modification dans la nomenclature combinée entre deux années. Dans ce cas, les produits sont combinés pour produire un agrégat avec la même définition pour les deux années. Les modifications dans la définition géographique de pays partenaires sont beaucoup moins fréquentes et sont généralement insignifiantes. Dans ce cas, on procède à la meilleure adéquation entre couples de pays.

3.4 Pour la plupart des codes NC, il existe des informations sur la valeur, le poids et parfois, une unité de quantité supplémentaire, telle que le nombre d'articles. Dans ce cas, deux types de valeur unitaire (par tonne et par unité supplémentaire) sont disponibles. Une valeur unitaire rapportée à l'unité supplémentaire (par exemple, valeur par automobile) n'est pas nécessairement une meilleure mesure de prix que la valeur par tonne. Si plusieurs produits sont couverts par un même code NC, et si leur prix est parfaitement corrélé avec leur poids, la valeur par tonne ne sera alors pas affectée par des fluctuations dans la composition du produit. La fiabilité avec laquelle le poids est mesuré comparée avec la fiabilité d'une unité supplémentaire est aussi un facteur. Eurostat préfère utiliser la valeur moyenne par tonne car des tests indirects ont récemment montré que le poids semble avoir été mesuré de façon plus fiable que les unités supplémentaires. Sur une période plus longue, des modifications techniques peuvent causer des biais substantiels dans les deux types de valeur unitaire.

3.5 Une des manières de traiter la confidentialité dans les données NC est d'affecter le commerce d'un produit à un code géographique spécial de manière à dissimuler l'origine ou la destination. Il existe certains produits pour lesquels ceci est un facteur important, et le pourcentage de la valeur déclarée du commerce par rapport à la valeur effective pour une zone géographique particulière (telle que extra-UE) peut fluctuer d'un mois à l'autre. Aucune tentative n'est actuellement effectuée en vue d'ajuster les indices de volume et de compenser ces fluctuations.

3.6 Les données NC enregistrent la valeur du commerce en milliers d'Écus. Tous les indices de valeur unitaire d'Eurostat sont exprimés en

¹ratio de valeur unitaire :
$$\frac{u(y, m, i)}{U(y - 1, i)}$$

termes d'Écus. La conversion en autres unités monétaires est directe.

3.7 Les données NC sont également ventilées par régime statistique, de sorte que, par exemple, des marchandises importées pour transformation immédiate avant réexportation dans leur pays d'origine sont distinguées des importations normales. Seul le commerce normal (régime statistique 1) est utilisé pour calculer les indices de valeur unitaire, bien que le commerce total soit utilisé pour les indices de valeur à partir desquels sont calculés les indices de volume.

3.8 Toute erreur dans les données mensuelles n'est corrigée que plusieurs mois après. C'est pourquoi un indice annuel basé sur les douze mois agrégés contiendra également des erreurs. Cependant, il s'agit en partie de chiffres annuels corrigés. Ceux-ci sont utilisés pour calculer les liens annuels pour le volume qui sont enchaînés à l'année de base. Là où elles se produisent, les erreurs dans les données mensuelles peuvent distordre les chiffres mensuels et trimestriels en volume. Ainsi, pour les indices plus détaillés, il existe des écarts occasionnels entre la moyenne annuelle de l'indice mensuel et trimestriel en volume, et l'indice annuel.

4. Traitement des valeurs extrêmes

4.1 Les procédures administratives pour valider les données du commerce varient suivant les États membres. Depuis que la donnée mensuelle utilisée par Eurostat pour calculer les indices est la première version de ces données -et souvent des révisions importantes sont effectuées par la suite- il est malheureusement vrai que des mouvements de valeurs unitaires extrêmement importants ne sont pas chose rare. Dans un échantillon de données, on a trouvé une valeur unitaire 700 fois plus grande que celle de l'année précédente. En général, on s'attend à ce que les prix sous-jacents se modifient très peu. Ces extrêmes sont donc dus soit à des erreurs d'enregistrement soit à la non-homogénéité des données. En tout cas, une répartition très étalée des variations de valeurs unitaires peut conduire à ce que les formules d'indice habituelles fournissent des résultats peu fiables. La méthode d'Eurostat concernant l'utilisation des distributions très étalées consiste

à utiliser la technique de régression décrite par Hinich et Talwar.²

4.2 La méthode repose sur l'observation que, alors que le niveau des valeurs unitaires entre pays partenaires peut différer, les variations de niveaux sont très similaires non seulement parmi les pays partenaires, mais aussi entre produits liés, compte tenu du niveau de bruit de fond dans les données de valeur unitaire. Une étude effectuée par Eurostat montre cependant des variations significatives parmi les pays déclarants (en liaison avec les fluctuations du taux de change). Eurostat a donc divisé les données brutes en 200 blocs de données pour chaque pays déclarant et chaque flux. Chaque bloc contient des données pour une série particulière de sous-positions NC et tous les pays partenaires correspondant à ces codes. L'hypothèse est que, à l'intérieur d'un bloc, chaque valeur unitaire a le même comportement.

4.3 Ainsi, la méthode consiste à accepter les articles dont la variation de valeur unitaire fluctue, à l'intérieur de certaines limites, par rapport à la variation de la valeur unitaire médiane du bloc (par exemple, plus ou moins 10%) et rejeter provisoirement les autres. Le rejet provisoire d'un article peut être dû au fait que la valeur unitaire du mois $m-1$ est d'une qualité douteuse ou n'est pas disponible. Ces articles sont donc testés pour une seconde paire de mois. Normalement, la variation entre les mois m et $m-2$ est alors utilisée. Dans ce cas, l'article est accepté s'il passe le second test. Ces règles sont dérivées d'un modèle probabiliste simple de la fréquence de données extrêmes supérieures et inférieures. Bien qu'elles éliminent les observations fausses dans le mois courant, elles ne fournissent aucune protection contre les données aberrantes parmi les valeurs unitaires de l'année de base. Une solution serait de calculer le chiffre annuel seulement à partir de données mensuelles lorsque l'article a été accepté. Cependant, pour des raisons techniques, cela ne se fait pas actuellement. Un article est donc rejeté si le ratio de la valeur unitaire du mois courant

²M.J. Hinich, P.P. Talwar : "A simple method for robust regression", Journal of the American Statistical Association, Mars 1975.

sur celle de l'année de base sort de l'intervalle [0,2;5]. Cette fourchette a été fixée après examen des variations de prix typiques trouvées pour des produits saisonniers et non saisonniers, et peut être modifiée dans des circonstances exceptionnelles.

4.4 La procédure de rejet susmentionnée a la propriété d'identifier un ratio de valeur unitaire extrême comparé au mouvement général de sa classe (= bloc) d'un mois sur l'autre. Ce procédé est probablement plus satisfaisant que de fixer une fourchette arbitraire de fluctuations absolues. L'étape suivante consiste simplement à calculer les liens de Laspeyres et de Paasche pour le mois courant (en prenant l'année précédente comme année de base) en utilisant seulement les articles acceptés. Ces liens servent alors d'estimation de la variation de la valeur unitaire pour les articles dont les valeurs unitaires ont été rejetées. Les définitions des blocs sont indépendantes des indices définitifs et les données qu'elles comportent peuvent être utilisées dans plus d'un indice final. Pour chaque indice, on retient un enregistrement de la valeur mensuelle courante et de celle de l'année de base des articles à commerce non nuls qui sont acceptés par les tests susmentionnés. Les ratios de couverture de l'échantillon pondéré pour la période de base et pour la période courante sont alors calculés (i.e. pourcentage de la valeur "acceptée" par rapport à la valeur totale) et un chiffre de compromis pour la couverture de l'échantillon est trouvé en prenant la moyenne géométrique.

4.5 Les liens pour la valeur sont calculés en utilisant tous les articles et pas seulement les articles acceptés. Dans cette hypothèse implicite, les valeurs unitaires douteuses sont dues à des erreurs de quantité seulement. En moyenne, ce sont 11% en valeur courante des articles qui sont rejetés (soit un taux de couverture de 89%). Dans la présente publication, les tableaux indiquent des éléments avec un astérisque lorsque la couverture de l'échantillon se situe entre 25 et 50%. Les articles avec une couverture d'échantillon inférieure à 25% ne sont pas présentés.

4.6 On a constaté que le fait d'exclure des articles ayant une petite valeur de commerce pour l'année précédente n'a virtuellement aucun impact sur les liens d'indice qui sont pondérés en valeur. Cependant, au niveau informatique, cela

représente une économie de travail considérable étant donné que ce type d'articles est très répandu. Actuellement, les articles ayant une valeur pour l'année de base inférieure au seuil de 1% de la valeur pour l'année de base de son bloc avec un maximum de 100.000 Écus, ne sont pas pris en considération pour le calcul des indices de valeur unitaire. Il en résulte une exclusion moyenne de 3% de la valeur totale du commerce, mais de plus de 70% en nombre de tous les articles.

5. Calcul des liens pour les indices mensuels

5.1 Au début de chaque année, les codes NC pour l'année précédente et l'année courante correspondent à des blocs et à des indices. Les données annuelles cumulatives pour l'année précédente sont traitées en retenant les articles définis par le flux/produit/partenaire qui se trouve au-dessus du seuil pour chaque bloc. Les modifications dans la nomenclature combinée sont insérées en créant des agrégats de produits avec les mêmes constituants pour les deux années. Il existe aussi un petit nombre de codes NC saisonniers qui sont combinés pour fournir un agrégat de produits qui couvre toute l'année.

5.2 Chaque mois, la donnée NC mensuelle "isolée" pour les articles retenus est traitée, bloc par bloc, pour donner les numérateurs Laspeyres et Paasche et les dénominateurs pour tous les indices primaires qui sont demandés. Cette information est stockée, et utilisée à un autre stade du traitement pour produire des liens d'indice à un niveau supérieur du produit ou de la zone d'agrégation. En outre, une information sur le prix extérieur peut être combinée avec les indices de valeur unitaire à ce stade.

5.3 Des séries d'indice sont calculées pour plusieurs nomenclatures de produits. Des niveaux supérieurs de classe de produits (par exemple, section CTCI à un chiffre) sont calculés par agrégation des numérateurs et des dénominateurs des indices constitutifs. Parfois, un indice constitutif pour un petit pays manque pour un mois. Soit son commerce est nul, soit son taux de couverture est jugé trop faible pour fournir un indice de valeur unitaire fiable. On a estimé qu'il n'était pas satisfaisant de calculer l'indice de

niveau supérieur en agrégeant simplement les indices constitutifs qui se trouvent être disponibles, car si l'indice manquant a un poids important et un niveau différent des autres, l'indice agrégé fluctuera à chaque entrée ou sortie de cet indice. La solution d'Eurostat consiste à estimer le niveau de l'indice de valeur unitaire manquant, et (dans le cas de commerce nul), le poids de l'indice pour l'indice Paasche.

5.4 Les indices de l'Union Européenne en tant que déclarant sont calculés en combinant les indices de pays. La valeur unitaire de Laspeyres et les liens en volume pour la UE sont calculés en pondérant les liens de Laspeyres pour chaque pays déclarant individuellement par la valeur du commerce de l'année précédente (avant élimination des produits se trouvant au-dessous du seuil). Un lien de valeur communautaire est calculé en combinant les liens de valeur pour les déclarants individuels ayant les mêmes poids. Les liens de Paasche pour la UE sont calculés par division.

5.5 Les données NC ne sont généralement pas disponibles pour les nouveaux États membres concernant les années précédant leur adhésion. C'est pourquoi, l'indice UE est calculé sans la Grèce en tant que pays déclarant jusqu'en décembre 1981 et porte sur l'Union sans l'Espagne et le Portugal jusqu'en décembre 1985. Ainsi, l'indice 1986 est calculé en raccordant la variation pour EUR12 entre 1985 et 1986 au niveau 1985 pour l'indice EUR10.

6. Le chaînage des liens

6.1 Les liens mensuels en volume de Laspeyres et de Paasche fournissent un indice de volume pour le mois courant par rapport à la moyenne de la donnée (isolée) de l'année précédente. La valeur unitaire trimestrielle et les liens de volume sont calculés en additionnant les liens mensuels pour le trimestre et en divisant par trois. Les liens annuels de valeur unitaire sont calculés en additionnant les liens trimestriels et en divisant par quatre. Le lien annuel de valeur utilisé pour calculer l'indice de volume, est calculé à partir des données annuelles révisées (cumulatives), plutôt qu'à partir des valeurs mensuelles

originales. Cela peut être la cause de différences plus ou moins importantes dans l'indice de valeur mensuelle implicite! Le chaînage des liens est la cause de ce phénomène. Ainsi, les liens de valeur unitaire trimestriels et annuels sont effectivement des moyennes des liens de valeur unitaire mensuels pondérés par des liens de volume mensuels. Cette méthode est utilisée, plutôt que la simple moyenne des liens de valeur unitaire mensuels, pour préserver la relation

$$\text{volume} \times \text{variation de valeur unitaire} = \text{variation de valeur}$$

pour toutes les périodicités. Les indices annuels ainsi obtenus peuvent différer de ceux qui seraient calculés à partir de données annuelles directement, partiellement à cause de l'élimination de valeurs unitaires extrêmes au niveau mensuel.

6.2 Lorsque les liens annuels ont été calculés, les indices sont chaînés en aval et en amont de l'année de référence (1990 pour le moment).

Exemple du chaînage d'un indice pour le mois m de l'année y (où y est supérieur à 1990):

$$\begin{aligned} 100 & \times (\text{lien annuel pour 1991, base 1990}) \\ & \times (\text{lien annuel pour 1992, base 1991}) \\ & \times \dots\dots\dots \\ & \times (\text{lien annuel pour l'année } y-1, \text{ base } y-2) \\ & \times (\text{lien mensuel pour le mois } m, \text{ année } y, \\ & \quad \text{base } y-1) \end{aligned}$$

Notes

Des renseignements complémentaires peuvent être obtenus auprès de :

Mr P.K. Havik (Luxembourg, Bâtiment Jean Monnet, Tél: (352) 4301-33616, fax: (352) 4301-34339)

ou

Mr. P. Wolff (Luxembourg, Bâtiment Jean Monnet, Tél: (352) 4301-33660, fax: (352) 4301-34339).

Symboles and abréviations utilisés

GCE	Grandes catégories économiques
NACE CLIO	Nomenclature des activités dans l'Union européennes pour l'établissement des tableaux entrées-sorties
CTCI	Classification type du commerce international, révision 3
:	Non disponible
*	Indice à faible taux de couverture (< 50 %)
n.c.a.	Non classé ailleurs
n.d.a.	Non désigné ailleurs
VAL	Indice de valeur (exprimé en ECU)
VOL	Indice de volume
UV	Indice de valeur unitaire (exprimé en ECU)
$\Delta\%$	Pourcentage de variation par rapport à la période correspondante de l'année précédente
W	Pourcentage du produit dans le commerce total sans les articles non classés ailleurs, pour l'année 1992

**SITC 0:
NAHRUNGSMITTEL UND
LEBENDE TIERE**

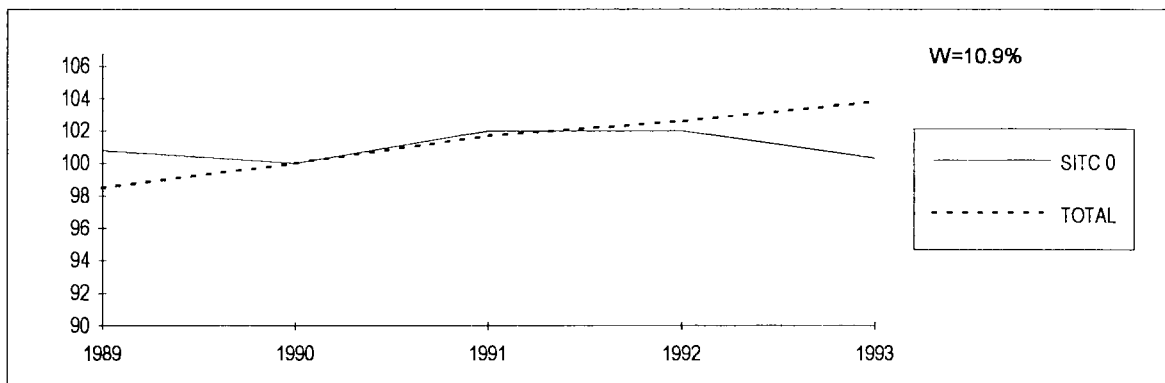
**SITC 0: FOOD AND LIVE
ANIMALS**

**CTCI 0: PRODUITS
ALIMENTAIRES ET
ANIMAUX VIVANTS**

Intra-EU Einfuhren

Intra-EU Imports

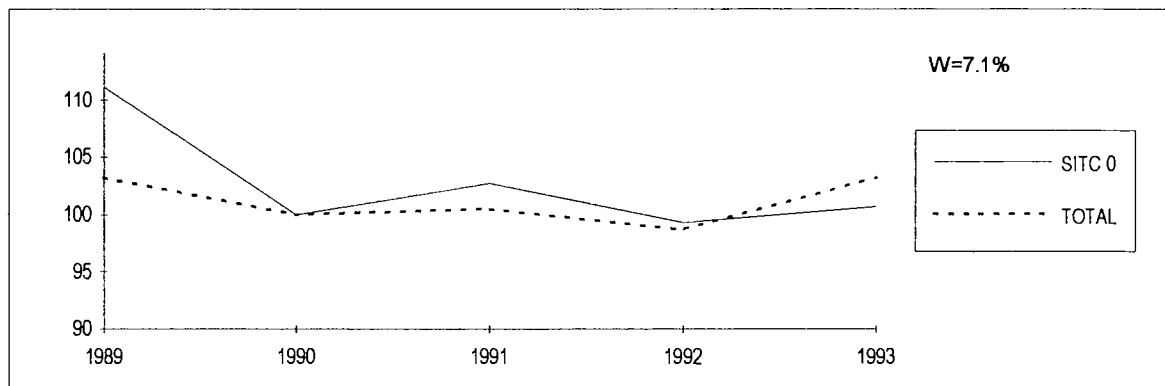
Importations intra-UE



Extra-EU Einfuhren

Extra-EU Imports

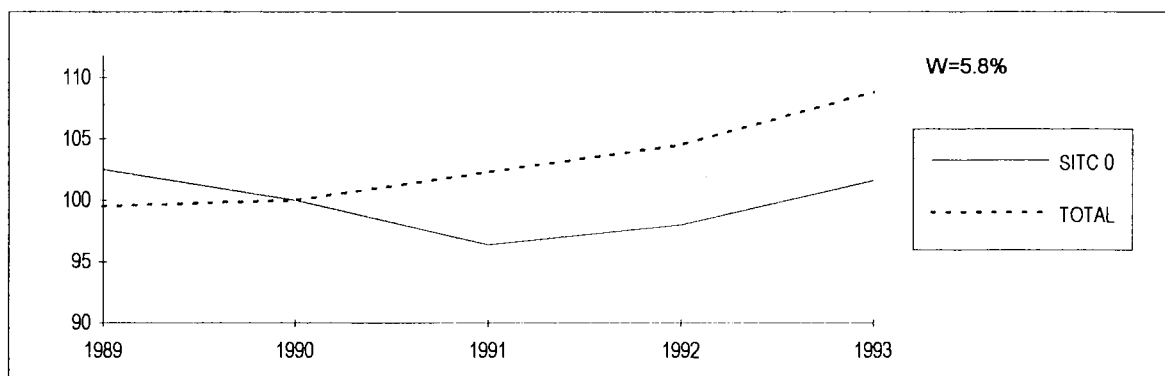
Importations extra-UE



Extra-EU Ausfuhren

Extra-EU Exports

Exportations extra-UE



**SITC 0:
NAHRUNGSMITTEL UND
LEBENDE TIERE**

**SITC 0: FOOD AND LIVE
ANIMALS**

**CTCI 0: PRODUITS
ALIMENTAIRES ET
ANIMAUX VIVANTS**

Intra-EU Einfuhren

Intra-EU Imports

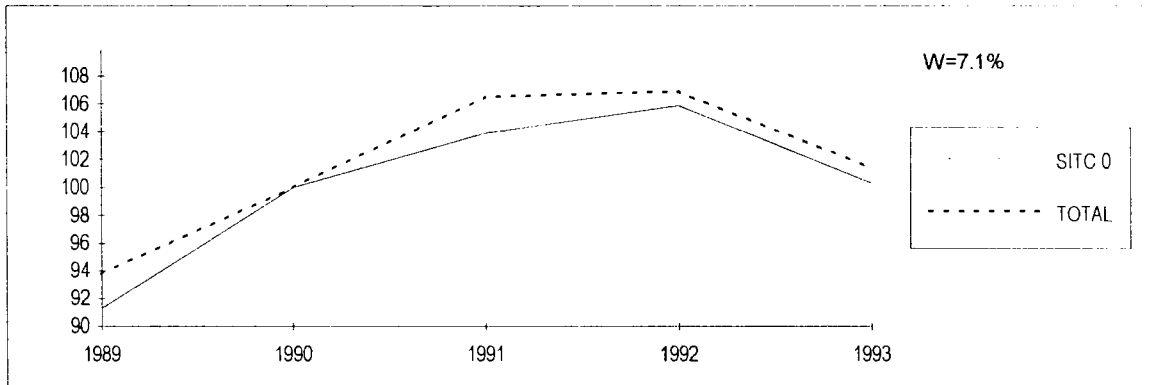
Importations intra-UE



Extra-EU Einfuhren

Extra-EU Imports

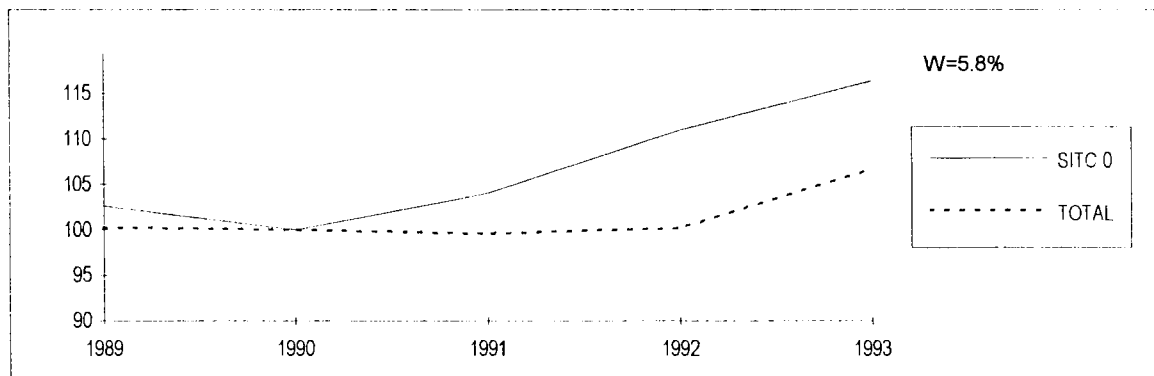
Importations extra-UE



Extra-EU Ausfuhren

Extra-EU Exports

Exportations extra-UE



SITC 0: NAHRUNGSMITTEL
UND LEBENDE TIERESITC 0: FOOD AND LIVE
ANIMALSCTCI 0: PRODUITS
ALIMENTAIRES ET ANIMAUX
VIVANTS

	Intra-EU Intra-EU Intra-UE					Extra-EU Extra-EU Extra-UE									
	VAL	VOL	VOL Δ%	UV	UV Δ%	VAL	VOL	VOL Δ%	UV	UV Δ%					
	Jährliche Indizes					Annual Indices					Indices annuels				
1989	96.9	96.1	:	100.8	:	101.4	91.3	:	111.1	:					
1990	100.0	100.0	4.1	100.0	-0.8	100.0	100.0	9.5	100.0	-10.0					
1991	111.5	109.3	9.3	102.0	2.0	106.7	103.9	3.9	102.7	2.7					
1992	117.5	115.2	5.4	102.0	0.0	105.2	105.9	1.9	99.3	-3.3					
1993	108.2	107.9	-6.3	100.3	-1.7	101.0	100.3	-5.3	100.7	1.4					
	Vierteljährliche Indizes					Quarterly Indices					Indices trimestriels				
1989 1	90.5	91.0	:	99.4	:	101.8	90.4	:	112.6	:					
1989 2	100.5	99.1	:	101.4	:	109.5	94.9	:	115.4	:					
1989 3	92.8	91.6	:	101.3	:	99.4	89.7	:	110.8	:					
1989 4	103.6	102.6	:	101.0	:	104.3	98.5	:	105.9	:					
1990 1	97.9	96.5	6.0	101.5	2.1	100.3	97.9	8.3	102.5	-9.0					
1990 2	101.5	99.4	0.3	102.1	0.7	104.0	101.3	6.7	102.7	-11.0					
1990 3	94.8	96.0	4.8	98.7	-2.6	95.1	96.4	7.5	98.7	-10.9					
1990 4	106.2	108.5	5.8	97.9	-3.1	103.0	106.8	8.4	96.4	-9.0					
1991 1	105.6	104.6	8.4	101.0	-0.5	98.0	100.5	2.7	97.5	-4.9					
1991 2	113.1	110.2	10.9	102.6	0.5	110.3	105.9	4.5	104.2	1.5					
1991 3	107.5	105.5	9.9	101.9	3.2	102.8	97.9	1.6	105.0	6.4					
1991 4	119.3	116.5	7.4	102.4	4.6	112.7	108.6	1.7	103.8	7.7					
1992 1	116.6	111.4	6.5	104.7	3.7	111.5	109.9	9.4	101.5	4.1					
1992 2	120.6	115.6	4.9	104.3	1.7	114.7	111.7	5.5	102.7	-1.4					
1992 3	111.8	112.0	6.2	99.8	-2.1	98.0	101.9	4.1	96.2	-8.4					
1992 4	122.5	123.2	5.8	99.4	-2.9	109.4	113.2	4.2	96.6	-6.9					
1993 1	98.4	96.7	-13.2	101.8	-2.8	95.5	95.4	-13.2	100.1	-1.4					
1993 2	105.8	103.5	-10.5	102.2	-2.0	98.6	100.9	-9.7	97.7	-4.9					
1993 3	103.4	104.7	-6.5	98.8	-1.0	96.0	95.2	-6.6	100.8	4.8					
1993 4	116.5	117.9	-4.3	98.8	-0.6	113.0	109.0	-3.7	103.7	7.3					
	Monatliche Indizes					Monthly Indices					Indices mensuels				
1989 1	88.1	89.0	:	99.0	:	102.2	91.5	:	111.7	:					
1989 2	85.3	86.4	:	98.7	:	95.5	84.7	:	112.8	:					
1989 3	97.9	97.6	:	100.3	:	107.5	94.8	:	113.4	:					
1989 4	96.6	96.2	:	100.4	:	108.8	95.0	:	114.5	:					
1989 5	102.1	100.3	:	101.8	:	110.1	95.5	:	115.3	:					
1989 6	102.8	100.8	:	102.0	:	109.5	94.1	:	116.4	:					
1989 7	89.7	88.9	:	100.9	:	98.1	87.0	:	112.8	:					
1989 8	92.8	91.5	:	101.4	:	98.7	89.7	:	110.0	:					
1989 9	95.8	94.5	:	101.4	:	101.1	92.2	:	109.7	:					
1989 10	107.6	106.4	:	101.1	:	110.8	103.3	:	107.3	:					
1989 11	105.7	104.8	:	100.9	:	104.5	98.5	:	106.1	:					
1989 12	97.6	96.6	:	101.0	:	97.6	93.7	:	104.2	:					

	Intra-EU Intra-EU Intra-UE					Extra-EU Extra-EU Extra-UE									
	VAL	VOL	VOL Δ%	UV	UV Δ%	VAL	VOL	VOL Δ%	UV	UV Δ%					
	Jährliche Indizes					Annual Indices					Indices annuels				
1989	98.4	97.3	:	101.1	:	105.2	102.6	:	102.5	:					
1990	100.0	100.0	2.8	100.0	-1.1	100.0	100.0	-2.5	100.0	-2.4					
1991	110.2	108.3	8.3	101.8	1.8	100.3	104.0	4.0	96.4	-3.6					
1992	116.1	113.9	5.2	101.9	0.1	108.8	111.0	6.7	98.0	1.7					
1993	116.1	115.6	1.5	100.4	-1.5	118.3	116.4	4.9	101.6	3.7					
	Vierteljährliche Indizes					Quarterly Indices					Indices trimestriels				
1989 1	92.6	92.8	:	99.8	:	106.2	106.0	:	100.2	:					
1989 2	99.3	97.6	:	101.7	:	111.0	107.1	:	103.6	:					
1989 3	94.8	93.4	:	101.5	:	98.9	96.7	:	102.3	:					
1989 4	106.4	104.8	:	101.5	:	117.4	113.3	:	103.6	:					
1990 1	99.7	98.1	5.7	101.6	1.8	112.6	108.0	1.9	104.3	4.1					
1990 2	101.6	99.5	1.9	102.1	0.4	102.6	100.4	-6.3	102.2	-1.4					
1990 3	93.7	94.8	1.5	98.8	-2.7	88.5	89.2	-7.8	99.2	-3.0					
1990 4	105.4	107.9	3.0	97.7	-3.7	99.9	106.0	-6.4	94.2	-9.1					
1991 1	106.5	105.2	7.2	101.2	-0.4	99.2	105.1	-2.7	94.4	-9.5					
1991 2	109.8	107.1	7.6	102.5	0.4	97.9	101.6	1.2	96.4	-5.7					
1991 3	106.5	105.3	11.1	101.1	2.3	94.6	96.4	8.1	98.1	-1.1					
1991 4	119.6	116.9	8.3	102.3	4.7	109.9	113.4	7.0	96.9	2.9					
1992 1	117.4	112.1	6.6	104.7	3.5	117.2	117.3	11.6	99.9	5.8					
1992 2	118.6	114.0	6.4	104.0	1.5	115.5	115.3	13.5	100.2	3.9					
1992 3	110.8	111.1	5.5	99.7	-1.4	106.5	111.5	15.7	95.5	-2.7					
1992 4	121.0	121.7	4.1	99.4	-2.8	124.5	128.9	13.7	96.6	-0.3					
1993 1	110.1	107.2	-4.4	102.7	-1.9	111.1	110.1	-6.1	100.9	1.0					
1993 2	114.9	112.8	-1.1	101.9	-2.0	114.4	111.1	-3.6	103.0	2.8					
1993 3	110.4	112.1	0.9	98.5	-1.2	110.1	109.0	-2.2	101.0	5.8					
1993 4	124.7	126.5	3.9	98.6	-0.8	135.5	133.6	3.6	101.4	5.0					
	Monatliche Indizes					Monthly Indices					Indices mensuels				
1989 1	88.4	89.5	:	98.8	:	102.0	103.0	:	99.0	:					
1989 2	87.6	88.2	:	99.3	:	104.7	104.9	:	99.8	:					
1989 3	101.9	100.7	:	101.2	:	112.0	110.0	:	101.8	:					
1989 4	93.9	93.1	:	100.9	:	114.5	112.0	:	102.2	:					
1989 5	103.6	101.6	:	102.0	:	109.1	105.2	:	103.7	:					
1989 6	100.0	98.0	:	102.0	:	109.2	104.0	:	105.0	:					
1989 7	90.5	89.6	:	101.0	:	92.6	91.0	:	101.8	:					
1989 8	94.9	93.6	:	101.4	:	95.1	94.2	:	101.0	:					
1989 9	99.0	97.1	:	102.0	:	109.1	105.0	:	103.9	:					
1989 10	111.5	109.6	:	101.7	:	121.4	116.6	:	104.1	:					
1989 11	110.6	108.6	:	101.8	:	119.4	114.8	:	104.0	:					
1989 12	97.2	96.2	:	101.0	:	111.4	108.4	:	102.8	:					

SITC 0: NAHRUNGSMITTEL
UND LEBENDE TIERESITC 0: FOOD AND LIVE
ANIMALSCTCI 0: PRODUITS
ALIMENTAIRES ET ANIMAUX
VIVANTS

	Intra-EU Intra-EU Intra-UE					Extra-EU Extra-EU Extra-UE									
	VAL	VOL	VOL Δ%	UV	UV Δ%	VAL	VOL	VOL Δ%	UV	UV Δ%					
	Monatliche Indizes					Monthly Indices					Indices mensuels				
1990 1	96.7	95.6	7.4	101.2	2.2	107.1	104.4	14.1	102.6	-8.1					
1990 2	90.0	88.7	2.7	101.5	2.8	90.2	88.2	4.1	102.3	-9.3					
1990 3	107.0	105.2	7.8	101.7	1.4	103.8	101.0	6.5	102.8	-9.3					
1990 4	101.2	98.3	2.2	103.0	2.6	101.2	97.0	2.1	104.3	-8.9					
1990 5	106.5	104.6	4.3	101.8	0.0	105.8	102.8	7.6	102.9	-10.8					
1990 6	97.0	95.4	-5.4	101.7	-0.3	105.1	104.2	10.7	100.9	-13.3					
1990 7	93.5	94.0	5.7	99.5	-1.4	98.4	98.7	13.4	99.7	-11.6					
1990 8	93.9	95.6	4.5	98.2	-3.2	99.9	101.4	13.0	98.5	-10.5					
1990 9	96.7	98.4	4.1	98.3	-3.1	87.0	89.0	-3.5	97.7	-10.9					
1990 10	110.7	113.2	6.4	97.8	-3.3	108.3	110.3	6.8	98.2	-8.5					
1990 11	109.2	111.9	6.8	97.6	-3.3	104.6	109.4	11.1	95.6	-9.9					
1990 12	98.8	100.5	4.0	98.3	-2.7	96.0	100.8	7.6	95.2	-8.6					
1991 1	110.0	109.9	15.0	100.1	-1.1	102.3	105.8	1.3	96.7	-5.8					
1991 2	97.5	96.8	9.1	100.7	-0.8	90.3	93.6	6.1	96.5	-5.7					
1991 3	109.6	107.1	1.8	102.3	0.6	101.5	102.2	1.2	99.3	-3.4					
1991 4	113.9	111.2	13.1	102.4	-0.6	116.2	112.6	16.1	103.2	-1.1					
1991 5	115.9	112.9	7.9	102.7	0.9	113.0	108.0	5.1	104.6	1.7					
1991 6	109.3	106.4	11.5	102.7	1.0	101.9	97.1	-6.8	104.9	4.0					
1991 7	108.1	105.4	12.1	102.6	3.1	110.6	103.6	5.0	106.8	7.1					
1991 8	103.1	101.6	6.3	101.5	3.4	95.5	91.8	-9.5	104.0	5.6					
1991 9	111.1	109.5	11.3	101.5	3.3	102.5	98.4	10.6	104.2	6.7					
1991 10	122.4	121.3	7.2	100.9	3.2	117.5	113.2	2.6	103.8	5.7					
1991 11	119.6	116.1	3.8	103.0	5.5	112.9	107.2	-2.0	105.3	10.1					
1991 12	116.0	112.3	11.7	103.3	5.1	107.9	105.5	4.7	102.3	7.5					
1992 1	113.7	109.4	-0.5	103.9	3.8	114.4	113.4	7.2	100.9	4.3					
1992 2	113.0	107.9	11.5	104.7	4.0	101.1	100.0	6.8	101.1	4.8					
1992 3	123.2	116.8	9.1	105.5	3.1	119.1	116.3	13.8	102.4	3.1					
1992 4	125.1	119.1	7.1	105.0	2.5	126.5	121.4	7.8	104.2	1.0					
1992 5	118.7	113.4	0.4	104.7	1.9	110.2	106.4	-1.5	103.6	-1.0					
1992 6	117.7	114.2	7.3	103.1	0.4	107.4	107.3	10.5	100.1	-4.6					
1992 7	115.8	114.7	8.8	101.0	-1.6	107.0	109.2	5.4	98.0	-8.2					
1992 8	104.5	105.2	3.5	99.3	-2.2	88.7	92.5	0.8	95.9	-7.8					
1992 9	115.2	116.2	6.1	99.1	-2.4	98.3	104.1	5.8	94.4	-9.4					
1992 10	123.2	123.4	1.7	99.8	-1.1	106.1	111.7	-1.3	95.0	-8.5					
1992 11	117.8	118.3	1.9	99.6	-3.3	106.2	109.7	2.3	96.8	-8.1					
1992 12	126.1	127.8	13.8	98.7	-4.5	115.6	118.2	12.0	97.8	-4.4					
1993 1	87.0	86.3	-21.1	100.8	-3.0	88.4	88.8	-21.7	99.5	-1.4					
1993 2	96.3	94.6	-12.3	101.8	-2.8	92.2	92.7	-7.3	99.5	-1.6					
1993 3	112.0	109.2	-6.5	102.6	-2.7	106.1	104.9	-9.8	101.1	-1.3					
1993 4	105.8	102.3	-14.1	103.4	-1.5	102.7	102.9	-15.2	99.8	-4.2					
1993 5	104.7	102.4	-9.7	102.2	-2.4	92.4	95.3	-10.4	97.0	-6.4					
1993 6	107.0	105.9	-7.3	101.0	-2.0	100.6	104.6	-2.5	96.2	-3.9					
1993 7	101.6	102.0	-11.1	99.6	-1.4	98.9	100.1	-8.3	98.8	0.8					
1993 8	102.8	103.9	-1.2	98.9	-0.4	90.4	89.1	-3.7	101.5	5.8					
1993 9	106.0	108.2	-6.9	98.0	-1.1	98.8	96.5	-7.3	102.4	8.5					
1993 10	107.9	109.8	-11.0	98.3	-1.5	104.5	101.9	-8.8	102.6	8.0					
1993 11	114.6	116.2	-1.8	98.6	-1.0	116.9	112.3	2.4	104.1	7.5					
1993 12	127.0	127.6	-0.2	99.5	0.8	117.7	112.8	-4.6	104.3	6.6					

	EU Ausfuhr SITC 0: NAHRUNGSMITTEL UND LEBENDE TIERE					EU Exports SITC 0: FOOD AND LIVE ANIMALS					Exportations UE CTCI 0: PRODUITS ALIMENTAIRES ET ANIMAUX VIVANTS				
	1990=100					1990=100					1990=100				
	Intra-EU Intra-EU Intra-UE					Extra-EU Extra-EU Extra-UE									
	VAL	VOL	VOL Δ%	UV	UV Δ%	VAL	VOL	VOL Δ%	UV	UV Δ%	VAL	VOL	VOL Δ%	UV	UV Δ%
	Monatliche Indizes					Monthly Indices					Indices mensuels				
1990 1	100.9	99.5	11.2	101.4	2.6	109.0	103.7	0.7	105.1	6.2	109.0	103.7	0.7	105.1	6.2
1990 2	92.6	91.3	3.5	101.4	2.1	112.0	108.0	3.0	103.7	3.9	112.0	108.0	3.0	103.7	3.9
1990 3	105.6	103.6	2.9	101.9	0.7	116.9	112.2	2.0	104.2	2.4	116.9	112.2	2.0	104.2	2.4
1990 4	99.6	96.9	4.1	102.8	1.9	102.8	100.3	-10.4	102.5	0.3	102.8	100.3	-10.4	102.5	0.3
1990 5	106.6	104.3	2.7	102.2	0.2	102.2	100.7	-4.3	101.5	-2.1	102.2	100.7	-4.3	101.5	-2.1
1990 6	98.5	97.2	-0.8	101.3	-0.7	102.8	100.2	-3.7	102.6	-2.3	102.8	100.2	-3.7	102.6	-2.3
1990 7	93.2	93.2	4.0	100.0	-1.0	91.7	90.2	-0.9	101.7	-0.1	91.7	90.2	-0.9	101.7	-0.1
1990 8	92.5	93.6	0.0	98.8	-2.6	88.8	89.6	-4.9	99.1	-1.9	88.8	89.6	-4.9	99.1	-1.9
1990 9	95.4	97.6	0.5	97.7	-4.2	85.0	87.9	-16.3	96.7	-6.9	85.0	87.9	-16.3	96.7	-6.9
1990 10	111.3	114.5	4.5	97.2	-4.4	109.4	114.9	-1.5	95.2	-8.5	109.4	114.9	-1.5	95.2	-8.5
1990 11	107.8	110.3	1.6	97.7	-4.0	97.4	102.6	-10.6	94.9	-8.8	97.4	102.6	-10.6	94.9	-8.8
1990 12	97.1	98.8	2.7	98.3	-2.7	93.0	100.7	-7.1	92.4	-10.1	93.0	100.7	-7.1	92.4	-10.1
1991 1	110.1	109.7	10.3	100.4	-1.0	98.5	104.3	0.6	94.4	-10.2	98.5	104.3	0.6	94.4	-10.2
1991 2	99.3	98.0	7.3	101.3	-0.1	100.9	107.6	-0.4	93.8	-9.5	100.9	107.6	-0.4	93.8	-9.5
1991 3	109.8	107.8	4.1	101.9	0.0	98.1	103.5	-7.8	94.8	-9.0	98.1	103.5	-7.8	94.8	-9.0
1991 4	109.9	107.2	10.6	102.5	-0.3	99.4	104.1	3.8	95.5	-6.8	99.4	104.1	3.8	95.5	-6.8
1991 5	113.7	110.8	6.2	102.6	0.4	103.7	107.2	6.5	96.7	-4.7	103.7	107.2	6.5	96.7	-4.7
1991 6	105.8	103.2	6.2	102.5	1.2	90.8	93.5	-6.7	97.1	-5.4	90.8	93.5	-6.7	97.1	-5.4
1991 7	105.9	103.6	11.2	102.2	2.2	96.4	97.6	8.2	98.8	-2.9	96.4	97.6	8.2	98.8	-2.9
1991 8	102.3	101.3	8.2	101.0	2.2	87.4	89.1	-0.6	98.1	-1.0	87.4	89.1	-0.6	98.1	-1.0
1991 9	111.4	111.1	13.8	100.3	2.7	99.9	102.4	16.5	97.6	0.9	99.9	102.4	16.5	97.6	0.9
1991 10	124.6	123.6	7.9	100.8	3.7	114.0	118.5	3.1	96.2	1.1	114.0	118.5	3.1	96.2	1.1
1991 11	119.4	115.8	5.0	103.1	5.5	107.7	110.7	7.9	97.3	2.5	107.7	110.7	7.9	97.3	2.5
1991 12	114.8	111.2	12.6	103.2	5.0	108.0	111.1	10.3	97.2	5.2	108.0	111.1	10.3	97.2	5.2
1992 1	117.8	113.5	3.5	103.8	3.4	114.9	117.1	12.3	98.1	3.9	114.9	117.1	12.3	98.1	3.9
1992 2	110.6	105.3	7.4	105.0	3.7	114.6	114.3	6.2	100.3	6.9	114.6	114.3	6.2	100.3	6.9
1992 3	123.6	117.4	8.9	105.3	3.3	122.3	120.6	16.5	101.4	7.0	122.3	120.6	16.5	101.4	7.0
1992 4	121.6	115.9	8.1	104.9	2.3	117.6	115.3	10.8	102.0	6.8	117.6	115.3	10.8	102.0	6.8
1992 5	114.5	109.7	-1.0	104.4	1.8	107.2	108.2	0.9	99.1	2.5	107.2	108.2	0.9	99.1	2.5
1992 6	119.4	116.3	12.7	102.7	0.2	121.9	122.6	31.1	99.4	2.4	121.9	122.6	31.1	99.4	2.4
1992 7	114.4	113.6	9.7	100.7	-1.5	113.0	116.9	19.8	96.7	-2.1	113.0	116.9	19.8	96.7	-2.1
1992 8	101.5	102.7	1.4	98.8	-2.2	97.2	102.3	14.8	95.0	-3.2	97.2	102.3	14.8	95.0	-3.2
1992 9	116.4	117.1	5.4	99.4	-0.9	109.1	115.2	12.5	94.7	-3.0	109.1	115.2	12.5	94.7	-3.0
1992 10	126.5	126.4	2.3	100.1	-0.7	129.4	133.3	12.5	97.1	0.9	129.4	133.3	12.5	97.1	0.9
1992 11	116.8	117.5	1.5	99.4	-3.6	120.3	123.8	11.8	97.2	-0.1	120.3	123.8	11.8	97.2	-0.1
1992 12	119.5	121.1	8.9	98.7	-4.4	124.0	129.8	16.8	95.5	-1.7	124.0	129.8	16.8	95.5	-1.7
1993 1	103.2	101.7	-10.4	101.5	-2.2	100.3	99.8	-14.8	100.5	2.4	100.3	99.8	-14.8	100.5	2.4
1993 2	105.1	102.3	-2.8	102.7	-2.2	110.6	110.2	-3.6	100.4	0.1	110.6	110.2	-3.6	100.4	0.1
1993 3	121.9	117.4	0.0	103.8	-1.4	122.3	120.1	-0.4	101.8	0.4	122.3	120.1	-0.4	101.8	0.4
1993 4	114.5	111.2	-4.1	103.0	-1.8	116.8	113.7	-1.4	102.7	0.7	116.8	113.7	-1.4	102.7	0.7
1993 5	111.5	109.0	-0.6	102.3	-2.0	108.3	105.7	-2.3	102.5	3.4	108.3	105.7	-2.3	102.5	3.4
1993 6	119.0	118.3	1.7	100.6	-2.0	118.0	113.9	-7.1	103.6	4.2	118.0	113.9	-7.1	103.6	4.2
1993 7	106.4	106.8	-6.0	99.6	-1.1	100.1	98.4	-15.8	101.7	5.2	100.1	98.4	-15.8	101.7	5.2
1993 8	105.4	107.4	4.6	98.1	-0.7	106.8	106.0	3.6	100.8	6.1	106.8	106.0	3.6	100.8	6.1
1993 9	119.5	122.1	4.3	97.9	-1.5	123.1	122.5	6.3	100.5	6.1	123.1	122.5	6.3	100.5	6.1
1993 10	120.0	122.8	-2.8	97.7	-2.4	128.2	129.0	-3.2	99.4	2.4	128.2	129.0	-3.2	99.4	2.4
1993 11	126.6	127.9	8.9	99.0	-0.4	133.3	130.6	5.5	102.1	5.0	133.3	130.6	5.5	102.1	5.0
1993 12	127.8	128.8	6.4	99.2	0.5	145.0	141.3	8.9	102.6	7.4	145.0	141.3	8.9	102.6	7.4

SITC 0: NAHRUNGSMITTEL
UND LEBENDE TIERESITC 0: FOOD AND LIVE
ANIMALSCTCI 0: PRODUITS
ALIMENTAIRES ET ANIMAUX
VIVANTS

	Vereinigte Staaten United States of America Etats-Unis					Japan Japan Japon									
	VAL	VOL	VOL Δ%	UV	UV Δ%	VAL	VOL	VOL Δ%	UV	UV Δ%					
	Jährliche Indizes					Annual Indices					Indices annuels				
1989	101.2	91.3	:	110.8	:	124.6	109.0	:	114.3	:					
1990	100.0	100.0	9.5	100.0	-9.7	100.0	100.0	-8.3	100.0	-12.5					
1991	102.3	96.7	-3.3	105.8	5.8	102.6	89.8	-10.2	114.3	14.3					
1992	106.5	99.6	3.0	106.9	1.0	91.1	79.8	-11.1	114.1	-0.2					
1993	101.4	89.1	-10.5	113.8	6.5	75.8	62.1	-22.2	122.0	6.9					
	Vierteljährliche Indizes					Quarterly Indices					Indices trimestriels				
1989 1	123.6	114.0	:	108.4	:	94.6	78.0	:	121.3	:					
1989 2	102.3	92.5	:	110.6	:	115.0	93.8	:	122.6	:					
1989 3	84.6	72.8	:	116.2	:	124.7	109.5	:	113.9	:					
1989 4	101.5	92.4	:	109.8	:	162.0	152.8	:	106.0	:					
1990 1	111.4	107.2	-6.0	103.9	-4.2	90.6	92.2	18.2	98.3	-19.0					
1990 2	102.7	100.4	8.5	102.3	-7.5	91.5	95.3	1.6	96.0	-21.7					
1990 3	81.1	84.1	15.5	96.4	-17.0	85.4	84.7	-22.6	100.8	-11.5					
1990 4	104.9	108.3	17.2	96.9	-11.7	136.0	131.1	-14.2	103.7	-2.2					
1991 1	104.3	108.8	1.5	95.9	-7.7	94.8	87.8	-4.8	108.0	9.9					
1991 2	99.1	91.8	-8.6	108.0	5.6	105.7	93.7	-1.7	112.8	17.5					
1991 3	96.0	89.6	6.5	107.1	11.1	102.0	83.9	-0.9	121.6	20.6					
1991 4	109.4	96.2	-11.2	113.7	17.3	107.3	93.1	-29.0	115.3	11.2					
1992 1	125.6	116.2	6.8	108.1	12.7	90.9	76.9	-12.4	118.2	9.4					
1992 2	107.2	97.6	6.3	109.8	1.7	86.1	73.8	-21.2	116.7	3.5					
1992 3	79.2	77.4	-13.6	102.3	-4.5	88.1	82.5	-1.7	106.8	-12.2					
1992 4	115.4	108.5	12.8	106.4	-6.4	100.6	87.3	-6.2	115.2	-0.1					
1993 1	114.3	100.4	-13.6	113.8	5.3	60.9	50.9	-33.8	119.7	1.3					
1993 2	95.9	86.1	-11.8	111.4	1.5	83.8	72.0	-2.4	116.4	-0.3					
1993 3	79.5	70.6	-8.8	112.6	10.1	71.0	55.7	-32.5	127.5	19.4					
1993 4	115.9	99.4	-8.4	116.6	9.6	87.9	70.3	-19.5	125.1	8.6					
	Monatliche Indizes					Monthly Indices					Indices mensuels				
1989 1	121.9	114.2	:	106.7	:	81.0	70.6	:	114.7	:					
1989 2	114.7	105.9	:	108.3	:	86.8	71.5	:	121.4	:					
1989 3	134.1	122.0	:	109.9	:	115.9	91.8	:	126.2	:					
1989 4	102.0	93.4	:	109.2	:	108.1	85.1	:	127.0	:					
1989 5	109.4	102.0	:	107.3	:	111.4	93.4	:	119.3	:					
1989 6	95.4	81.9	:	116.5	:	125.3	102.7	:	122.0	:					
1989 7	84.9	73.3	:	115.8	:	94.5	81.9	:	115.4	:					
1989 8	79.9	69.0	:	115.8	:	167.5	149.3	:	112.2	:					
1989 9	89.2	76.2	:	117.0	:	112.2	97.3	:	115.3	:					
1989 10	101.6	92.1	:	110.3	:	192.7	171.0	:	112.7	:					
1989 11	112.1	101.6	:	110.3	:	140.6	123.2	:	114.1	:					
1989 12	90.8	83.5	:	108.8	:	152.7	163.0	:	93.7	:					

**SITC 0: NAHRUNGSMITTEL
UND LEBENDE TIERE**

**SITC 0: FOOD AND LIVE
ANIMALS**

**CTCI 0: PRODUITS
ALIMENTAIRES ET ANIMAUX
VIVANTS**

	Vereinigte Staaten United States of America Etats-Unis					Japan Japan Japon									
	VAL	VOL	VOL Δ%	UV	UV Δ%	VAL	VOL	VOL Δ%	UV	UV Δ%					
	Jährliche Indizes					Annual Indices					Indices annuels				
1989	103.8	101.6	:	102.2	:	122.4	120.2	:	101.8	:					
1990	100.0	100.0	-1.6	100.0	-2.2	100.0	100.0	-16.8	100.0	-1.8					
1991	96.0	92.7	-7.3	103.6	3.6	113.4	116.5	16.5	97.3	-2.7					
1992	93.8	89.7	-3.2	104.6	1.0	116.7	117.5	0.9	99.3	2.1					
1993	102.0	97.6	8.8	104.5	-0.1	126.4	114.5	-2.6	110.4	11.2					
	Vierteljährliche Indizes					Quarterly Indices					Indices trimestriels				
1989 1	90.9	91.7	:	99.1	:	104.3	100.4	:	103.9	:					
1989 2	98.9	97.6	:	101.3	:	131.6	128.8	:	102.2	:					
1989 3	101.3	97.7	:	103.7	:	121.1	121.1	:	100.0	:					
1989 4	124.9	120.1	:	104.0	:	113.3	112.0	:	101.2	:					
1990 1	103.8	102.6	11.9	101.2	2.1	119.2	116.7	16.2	102.1	-1.7					
1990 2	96.3	96.8	-0.8	99.5	-1.8	125.0	121.0	-6.1	103.3	1.1					
1990 3	92.8	92.2	-5.6	100.6	-3.0	76.7	78.6	-35.1	97.6	-2.4					
1990 4	106.8	108.1	-10.0	98.8	-5.0	105.4	109.9	-1.9	95.9	-5.2					
1991 1	79.8	79.8	-22.2	100.0	-1.2	103.7	110.0	-5.7	94.3	-7.6					
1991 2	95.7	90.3	-6.7	106.0	6.5	103.5	106.0	-12.4	97.6	-5.5					
1991 3	96.3	89.9	-2.5	107.1	6.5	114.8	117.1	49.0	98.0	0.4					
1991 4	109.8	108.2	0.1	101.5	2.7	119.2	120.0	9.2	99.3	3.5					
1992 1	87.6	83.2	4.3	105.3	5.3	135.5	134.3	22.1	100.9	7.0					
1992 2	85.6	80.5	-10.9	106.3	0.3	120.2	120.1	13.3	100.1	2.6					
1992 3	98.0	96.5	7.3	101.6	-5.1	114.8	118.6	1.3	96.8	-1.2					
1992 4	111.9	106.2	-1.8	105.4	3.8	130.6	131.7	9.8	99.2	-0.1					
1993 1	87.6	83.7	0.6	104.7	-0.6	114.4	109.3	-18.6	104.7	3.8					
1993 2	91.7	89.5	11.2	102.5	-3.6	129.3	119.2	-0.7	108.5	8.4					
1993 3	102.0	98.4	2.0	103.7	2.1	122.2	108.9	-8.2	112.2	15.9					
1993 4	125.6	117.9	11.0	106.5	1.0	138.8	120.0	-8.9	115.7	16.6					
	Monatliche Indizes					Monthly Indices					Indices mensuels				
1989 1	92.2	94.8	:	97.3	:	104.8	100.0	:	104.8	:					
1989 2	88.3	87.9	:	100.4	:	101.5	96.9	:	104.7	:					
1989 3	92.1	92.5	:	99.6	:	106.6	104.2	:	102.3	:					
1989 4	89.7	89.3	:	100.4	:	129.9	127.0	:	102.3	:					
1989 5	100.6	99.8	:	100.8	:	140.8	136.0	:	103.5	:					
1989 6	106.4	103.7	:	102.6	:	124.4	123.5	:	100.7	:					
1989 7	91.2	89.5	:	101.9	:	106.2	105.7	:	100.5	:					
1989 8	99.1	95.3	:	104.0	:	120.7	120.9	:	99.8	:					
1989 9	114.0	108.5	:	105.1	:	136.3	136.7	:	99.7	:					
1989 10	141.1	134.8	:	104.7	:	138.4	136.2	:	101.6	:					
1989 11	128.5	123.1	:	104.4	:	102.4	101.2	:	101.2	:					
1989 12	104.9	102.3	:	102.5	:	99.4	98.7	:	100.7	:					

SITC 0: NAHRUNGSMITTEL
UND LEBENDE TIERESITC 0: FOOD AND LIVE
ANIMALSCTCI 0: PRODUITS
ALIMENTAIRES ET ANIMAUX
VIVANTS

	Vereinigte Staaten United States of America Etats-Unis					Japan Japan Japon									
	VAL	VOL	VOL Δ%	UV	UV Δ%	VAL	VOL	VOL Δ%	UV	UV Δ%					
	Monatliche Indizes					Monthly Indices					Indices mensuels				
1990 1	120.3	116.0	1.6	103.7	-2.8	96.3	99.2	40.5	97.1	-15.3					
1990 2	101.2	97.7	-7.7	103.6	-4.3	73.3	71.7	0.3	102.2	-15.8					
1990 3	112.4	107.7	-11.7	104.4	-5.0	102.3	105.7	15.1	96.8	-23.3					
1990 4	105.0	100.4	7.5	104.6	-4.2	85.7	91.7	7.8	93.5	-26.4					
1990 5	107.8	105.9	3.8	101.8	-5.1	105.7	111.8	19.7	94.5	-20.8					
1990 6	95.1	94.8	15.8	100.3	-13.9	83.2	82.4	-19.8	101.0	-17.2					
1990 7	85.5	89.5	22.1	95.5	-17.5	79.8	78.9	-3.7	101.1	-12.4					
1990 8	81.8	83.6	21.2	97.9	-15.5	92.9	93.1	-37.6	99.8	-11.1					
1990 9	75.9	79.2	3.9	95.8	-18.1	83.5	82.1	-15.6	101.7	-11.8					
1990 10	106.9	102.3	11.1	104.5	-5.3	93.3	90.4	-47.1	103.2	-8.4					
1990 11	116.7	123.8	21.9	94.3	-14.5	126.0	110.0	-10.7	114.5	0.4					
1990 12	91.1	98.7	18.2	92.3	-15.2	188.9	192.2	17.9	98.3	4.9					
1991 1	110.4	117.7	1.5	93.8	-9.5	88.6	81.2	-18.1	109.1	12.4					
1991 2	100.2	106.1	8.6	94.4	-8.9	77.0	69.4	-3.2	111.0	8.6					
1991 3	102.7	102.7	-4.6	100.0	-4.2	118.9	112.8	6.7	105.4	8.9					
1991 4	129.6	123.3	22.8	105.1	0.5	120.0	105.9	15.5	113.3	21.2					
1991 5	94.3	85.6	-19.2	110.2	8.3	90.5	81.9	-26.7	110.5	16.9					
1991 6	73.8	66.6	-29.7	110.8	10.5	106.8	93.4	13.3	114.3	13.2					
1991 7	101.5	92.8	3.7	109.4	14.6	106.6	88.4	12.0	120.6	19.3					
1991 8	98.1	95.1	13.8	103.2	5.4	102.8	82.8	-11.1	124.1	24.3					
1991 9	88.0	80.7	1.9	109.1	13.9	96.6	80.4	-2.1	120.2	18.2					
1991 10	102.3	90.8	-11.2	112.7	7.8	122.8	103.2	14.2	119.0	15.3					
1991 11	122.3	105.0	-15.2	116.5	23.5	101.4	83.6	-24.0	121.3	5.9					
1991 12	103.5	92.7	-6.1	111.6	20.9	97.7	92.2	-52.0	106.0	7.8					
1992 1	131.7	123.4	4.8	106.7	13.8	85.5	71.4	-12.1	119.8	9.8					
1992 2	117.2	108.9	2.6	107.6	14.0	76.8	67.3	-3.0	114.1	2.8					
1992 3	128.2	116.3	13.2	110.2	10.2	110.4	92.0	-18.4	120.0	13.9					
1992 4	137.5	123.5	0.2	111.3	5.9	85.4	70.5	-33.4	121.2	7.0					
1992 5	93.0	83.8	-2.1	111.0	0.7	72.4	62.6	-23.6	115.7	4.7					
1992 6	91.1	85.5	28.4	106.5	-3.9	100.7	88.5	-5.2	113.8	-0.4					
1992 7	85.7	83.2	-10.3	103.0	-5.9	101.1	91.6	3.6	110.4	-8.5					
1992 8	73.6	73.5	-22.7	100.1	-3.0	75.7	72.9	-12.0	103.8	-16.4					
1992 9	78.3	75.4	-6.6	103.9	-4.8	87.7	83.2	3.5	105.4	-12.3					
1992 10	100.2	99.1	9.1	101.1	-10.3	97.4	88.3	-14.4	110.3	-7.3					
1992 11	127.3	119.4	13.7	106.6	-8.5	96.9	84.4	1.0	114.8	-5.4					
1992 12	118.7	106.9	15.3	111.0	-0.5	107.3	89.0	-3.5	120.6	13.8					
1993 1	101.5	90.5	-26.7	112.1	5.1	53.0	44.5	-37.7	119.2	-0.5					
1993 2	111.9	98.4	-9.6	113.7	5.7	57.2	48.3	-28.2	118.4	3.8					
1993 3	129.4	112.2	-3.5	115.3	4.6	72.6	59.9	-34.9	121.2	1.0					
1993 4	104.2	91.8	-25.7	113.5	2.0	84.8	72.7	3.1	116.7	-3.7					
1993 5	94.0	87.0	3.8	108.1	-2.6	81.8	69.9	11.7	117.0	1.1					
1993 6	89.3	79.4	-7.1	112.5	5.6	85.0	73.5	-16.9	115.7	1.7					
1993 7	86.6	78.5	-5.6	110.3	7.1	63.4	49.2	-46.3	128.8	16.7					
1993 8	71.3	62.0	-15.6	115.0	14.9	60.1	47.8	-34.4	125.8	21.2					
1993 9	80.8	71.4	-5.3	113.2	9.0	89.5	70.1	-15.7	127.7	21.2					
1993 10	90.1	79.9	-19.4	112.8	11.6	81.6	63.7	-27.9	128.1	16.1					
1993 11	138.8	116.7	-2.3	118.9	11.5	102.6	84.5	0.1	121.4	5.7					
1993 12	119.0	101.6	-5.0	117.1	5.5	79.8	62.7	-29.6	127.2	5.5					

	Vereinigte Staaten United States of America Etats-Unis					Japan Japan Japon									
	VAL	VOL	VOL Δ%	UV	UV Δ%	VAL	VOL	VOL Δ%	UV	UV Δ%					
	Monatliche Indizes					Monthly Indices					Indices mensuels				
1990 1	117.9	118.1	24.6	99.8	2.6	114.5	111.9	11.9	102.3	-2.4					
1990 2	97.2	95.1	8.2	102.2	1.8	117.2	115.5	19.2	101.5	-3.1					
1990 3	96.5	94.7	2.4	101.9	2.3	125.9	122.8	17.9	102.5	0.2					
1990 4	95.0	94.7	6.0	100.3	-0.1	114.9	110.9	-12.7	103.6	1.3					
1990 5	97.7	98.5	-1.3	99.2	-1.6	123.7	123.2	-9.4	100.4	-3.0					
1990 6	96.4	97.4	-6.1	99.0	-3.5	136.4	128.9	4.4	105.8	5.1					
1990 7	91.0	91.4	2.1	99.6	-2.3	64.8	64.0	-39.5	101.2	0.7					
1990 8	92.2	91.1	-4.4	101.2	-2.7	68.7	68.9	-43.0	99.7	-0.1					
1990 9	94.8	94.0	-13.4	100.9	-4.0	96.9	103.1	-24.6	94.0	-5.7					
1990 10	122.5	122.3	-9.3	100.2	-4.3	125.8	132.1	-3.0	95.2	-6.3					
1990 11	108.1	109.5	-11.0	98.7	-5.5	89.3	91.5	-9.6	97.6	-3.6					
1990 12	90.0	92.6	-9.5	97.2	-5.2	101.1	106.2	7.6	95.2	-5.5					
1991 1	84.0	84.3	-28.6	99.6	-0.2	104.8	114.7	2.5	91.4	-10.7					
1991 2	79.7	80.1	-15.8	99.5	-2.6	107.3	112.1	-2.9	95.7	-5.7					
1991 3	75.7	75.1	-20.7	100.8	-1.1	99.0	103.1	-16.0	96.0	-6.3					
1991 4	90.7	85.3	-9.9	106.3	6.0	105.7	109.8	-1.0	96.3	-7.0					
1991 5	99.0	93.8	-4.8	105.5	6.4	107.7	110.7	-10.1	97.3	-3.1					
1991 6	97.5	91.7	-5.9	106.3	7.4	96.7	97.4	-24.4	99.3	-6.1					
1991 7	102.9	95.5	4.5	107.8	8.2	118.7	120.3	88.0	98.7	-2.5					
1991 8	82.9	77.4	-15.0	107.1	5.8	108.0	110.9	61.0	97.4	-2.3					
1991 9	103.2	96.9	3.1	106.5	5.6	117.8	120.3	16.7	97.9	4.1					
1991 10	117.7	113.2	-7.4	104.0	3.8	127.5	130.0	-1.6	98.1	3.0					
1991 11	109.3	108.8	-0.6	100.5	1.8	117.1	117.7	28.6	99.5	1.9					
1991 12	102.4	102.7	10.9	99.7	2.6	113.0	112.3	5.7	100.6	5.7					
1992 1	86.2	82.0	-2.7	105.1	5.5	153.1	152.3	32.8	100.5	10.0					
1992 2	88.6	84.7	5.7	104.6	5.1	127.2	125.7	12.1	101.2	5.7					
1992 3	88.3	83.0	10.5	106.4	5.6	126.3	124.9	21.1	101.1	5.3					
1992 4	85.1	79.4	-6.9	107.2	0.8	126.2	124.8	13.7	101.1	5.0					
1992 5	82.2	77.0	-17.9	106.8	1.2	116.4	117.3	6.0	99.2	2.0					
1992 6	89.3	85.1	-7.2	104.9	-1.3	118.1	118.3	21.5	99.8	0.5					
1992 7	104.2	101.7	6.5	102.5	-4.9	126.5	129.1	7.3	98.0	-0.7					
1992 8	79.0	78.8	1.8	100.2	-6.4	103.7	107.3	-3.2	96.6	-0.8					
1992 9	111.0	109.0	12.5	101.8	-4.4	114.5	119.5	-0.7	95.8	-2.1					
1992 10	120.5	116.9	3.3	103.1	-0.9	135.9	139.1	7.0	97.7	-0.4					
1992 11	112.9	102.5	-5.8	110.1	9.6	127.3	129.6	10.1	98.2	-1.3					
1992 12	102.3	99.2	-3.4	103.1	3.4	128.6	126.3	12.5	101.8	1.2					
1993 1	80.8	78.1	-4.8	103.5	-1.5	121.7	119.0	-21.9	102.3	1.8					
1993 2	87.1	82.9	-2.1	105.1	0.5	108.5	103.3	-17.8	105.0	3.8					
1993 3	95.1	90.2	8.7	105.4	-0.9	113.2	105.6	-15.5	107.2	6.0					
1993 4	84.4	81.8	3.0	103.2	-3.7	119.0	110.0	-11.9	108.2	7.0					
1993 5	86.7	83.4	8.3	103.9	-2.7	117.8	109.5	-6.6	107.6	8.5					
1993 6	104.0	103.2	21.3	100.8	-3.9	151.1	138.0	16.7	109.5	9.7					
1993 7	95.0	91.7	-9.8	103.6	1.1	127.1	113.4	-12.2	112.1	14.4					
1993 8	97.0	93.6	18.8	103.6	3.4	106.6	96.1	-10.4	110.9	14.8					
1993 9	113.9	109.8	0.7	103.7	1.9	132.9	117.2	-1.9	113.4	18.4					
1993 10	120.2	114.5	-2.1	105.0	1.8	143.6	126.1	-9.3	113.9	16.6					
1993 11	133.5	123.2	20.2	108.4	-1.5	132.5	116.3	-10.3	113.9	16.0					
1993 12	122.6	115.8	16.7	105.9	2.7	140.3	117.5	-7.0	119.4	17.3					

**SITC 1: GETRAENKE
UND TABAK**

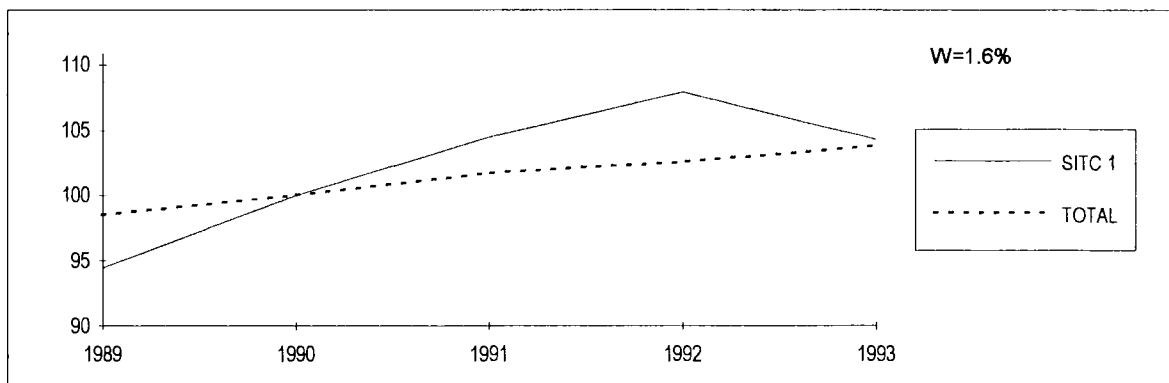
**SITC 1: BEVERAGES
AND TOBACCO**

**CTCI 1: BOISSONS ET
TABACS**

Intra-EU Einfuhren

Intra-EU Imports

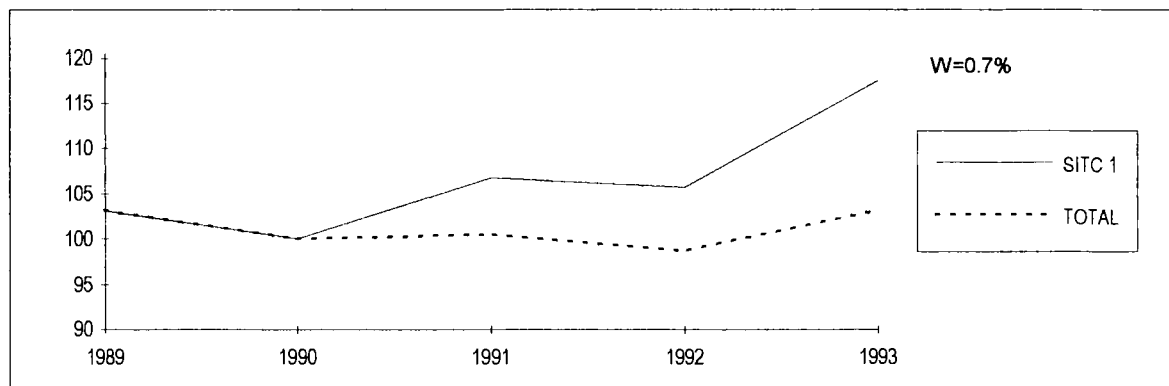
Importations intra-UE



Extra-EU Einfuhren

Extra-EU Imports

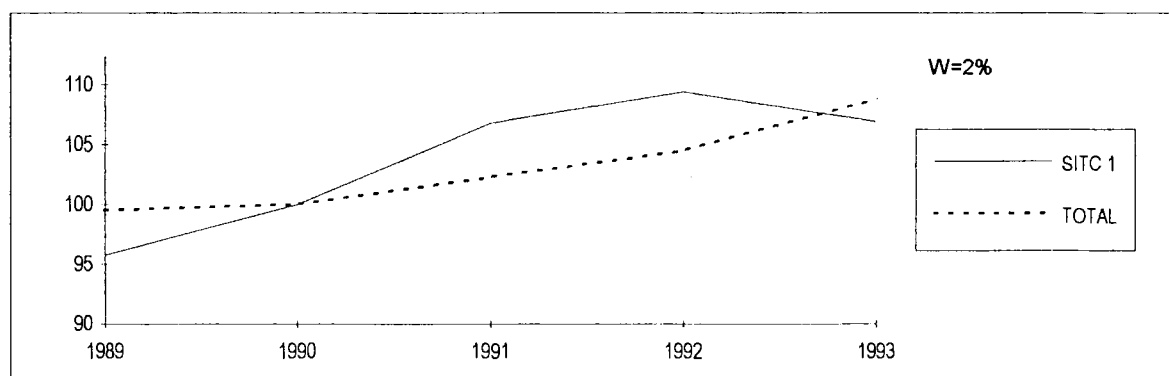
Importations extra-UE



Extra-EU Ausfuhren

Extra-EU Exports

Exportations extra-UE



**SITC 1: GETRAENKE
UND TABAK**

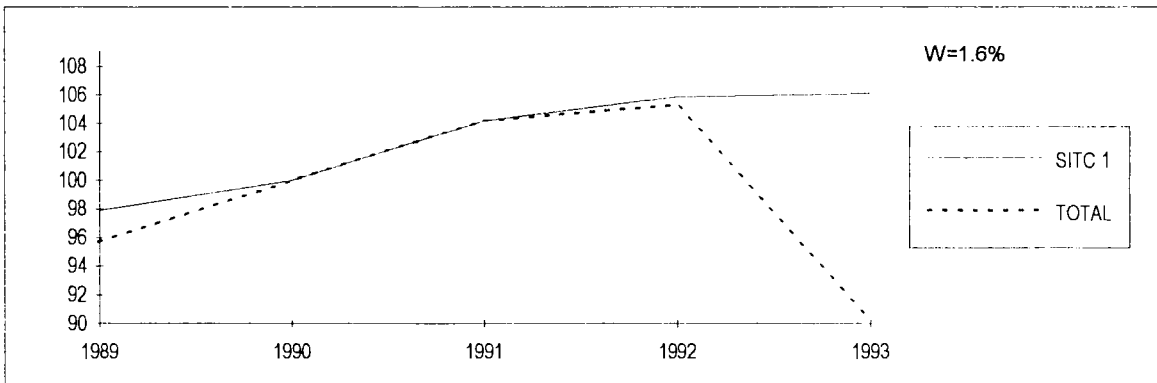
**SITC 1: BEVERAGES
AND TOBACCO**

**CTCI 1: BOISSONS ET
TABACS**

Intra-EU Einfuhren

Intra-EU Imports

Importations intra-UE



Extra-EU Einfuhren

Extra-EU Imports

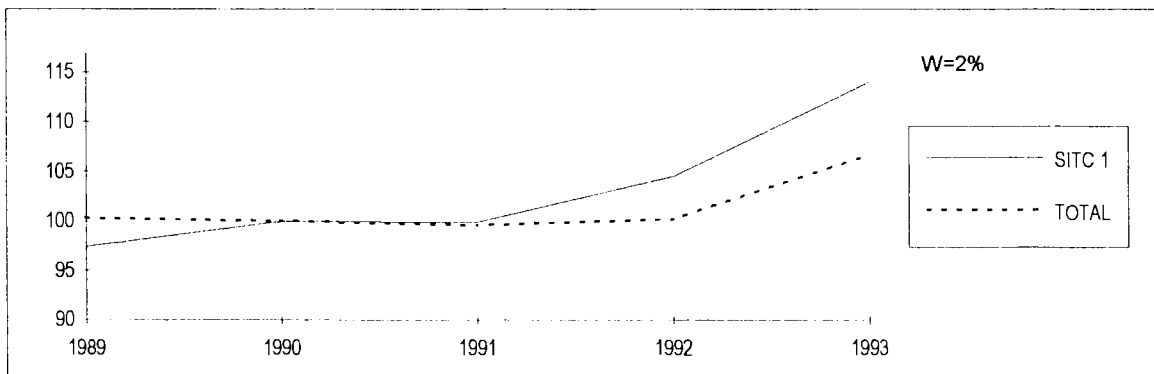
Importations extra-UE



Extra-EU Ausfuhren

Extra-EU Exports

Exportations extra-UE



SITC 1: GETRAENKE UND
TABAKSITC 1: BEVERAGES AND
TOBACCOCTCI 1: BOISSONS ET
TABACS

	Intra-EU Intra-EU Intra-UE					Extra-EU Extra-EU Extra-UE									
	VAL	VOL	VOL Δ%	UV	UV Δ%	VAL	VOL	VOL Δ%	UV	UV Δ%					
	Jährliche Indizes					Annual Indices					Indices annuels				
1989	92.5	97.9	:	94.5	:	92.6	89.8	:	103.1	:					
1990	100.0	100.0	2.1	100.0	5.8	100.0	100.0	11.4	100.0	-3.0					
1991	108.9	104.2	4.2	104.5	4.5	121.6	113.9	13.9	106.8	6.8					
1992	114.3	105.9	1.6	107.9	3.3	126.3	119.5	4.9	105.7	-1.0					
1993	110.7	106.1	0.2	104.3	-3.3	133.1	113.3	-5.2	117.5	11.2					
	Vierteljährliche Indizes					Quarterly Indices					Indices trimestriels				
1989 1	78.5	84.0	:	93.5	:	95.2	94.2	:	101.1	:					
1989 2	94.4	100.9	:	93.6	:	111.1	108.9	:	102.0	:					
1989 3	91.5	97.5	:	93.8	:	116.7	112.0	:	104.2	:					
1989 4	110.9	115.0	:	96.4	:	120.6	115.1	:	104.8	:					
1990 1	83.6	84.9	1.1	98.5	5.3	99.1	97.2	3.2	102.0	0.9					
1990 2	99.1	99.9	-1.0	99.2	6.0	95.4	96.5	-11.4	98.9	-3.0					
1990 3	97.6	98.1	0.6	99.5	6.1	96.6	97.7	-12.8	98.9	-5.1					
1990 4	119.4	116.8	1.6	102.2	6.0	109.0	108.8	-5.5	100.2	-4.4					
1991 1	90.4	88.4	4.1	102.3	3.9	110.4	108.1	11.2	102.1	0.1					
1991 2	104.5	101.1	1.2	103.4	4.2	118.8	113.7	17.8	104.5	5.7					
1991 3	109.5	105.4	7.4	103.9	4.4	115.8	104.0	6.4	111.3	12.5					
1991 4	129.9	120.8	3.4	107.5	5.2	130.0	118.8	9.2	109.4	9.2					
1992 1	99.5	92.6	4.8	107.5	5.1	151.5	139.5	29.0	108.6	6.4					
1992 2	113.1	104.5	3.4	108.2	4.6	155.8	147.3	29.6	105.8	1.2					
1992 3	114.6	106.4	0.9	107.7	3.7	158.9	150.3	44.5	105.7	-5.0					
1992 4	133.4	123.4	2.2	108.1	0.6	181.9	175.9	48.1	103.4	-5.5					
1993 1	92.2	88.8	-4.1	103.8	-3.4	109.1	96.2	-31.0	113.4	4.4					
1993 2	110.2	106.6	2.0	103.4	-4.4	128.5	116.4	-21.0	110.4	4.3					
1993 3	103.3	98.7	-7.2	104.7	-2.8	141.0	117.8	-21.6	119.7	13.2					
1993 4	128.7	122.2	-1.0	105.3	-2.6	153.9	122.7	-30.2	125.4	21.3					
	Monatliche Indizes					Monthly Indices					Indices mensuels				
1989 1	75.7	81.5	:	92.9	:	94.8	92.9	:	102.0	:					
1989 2	73.5	78.6	:	93.5	:	88.7	89.1	:	99.6	:					
1989 3	86.3	91.7	:	94.1	:	102.1	100.6	:	101.5	:					
1989 4	93.2	99.4	:	93.8	:	114.0	114.0	:	100.0	:					
1989 5	89.5	95.6	:	93.6	:	108.9	108.6	:	100.3	:					
1989 6	100.7	107.7	:	93.5	:	110.5	104.1	:	106.1	:					
1989 7	95.7	103.2	:	92.7	:	112.4	106.7	:	105.3	:					
1989 8	88.1	95.0	:	92.7	:	104.2	102.8	:	101.4	:					
1989 9	90.6	94.3	:	96.1	:	133.5	126.5	:	105.5	:					
1989 10	106.6	111.0	:	96.0	:	126.0	119.9	:	105.1	:					
1989 11	122.9	127.0	:	96.8	:	128.2	123.3	:	104.0	:					
1989 12	103.1	107.0	:	96.4	:	107.5	102.2	:	105.2	:					

	Intra-EU Intra-EU Intra-UE					Extra-EU Extra-EU Extra-UE									
	VAL	VOL	VOL Δ%	UV	UV Δ%	VAL	VOL	VOL Δ%	UV	UV Δ%					
	Jährliche Indizes					Annual Indices					Indices annuels				
1989	90.1	94.7	:	95.1	:	93.4	97.5	:	95.8	:					
1990	100.0	100.0	5.6	100.0	5.2	100.0	100.0	2.6	100.0	4.4					
1991	108.0	103.7	3.7	104.1	4.1	106.7	99.9	-0.1	106.8	6.8					
1992	113.3	106.0	2.2	106.9	2.7	114.3	104.5	4.6	109.4	2.4					
1993	103.7	96.6	-8.9	107.3	0.4	121.9	114.0	9.1	106.9	-2.3					
	Vierteljährliche Indizes					Quarterly Indices					Indices trimestriels				
1989 1	75.9	80.6	:	94.2	:	83.6	90.0	:	92.9	:					
1989 2	92.6	97.1	:	95.4	:	93.4	96.5	:	96.8	:					
1989 3	82.6	87.6	:	94.3	:	101.0	104.1	:	97.0	:					
1989 4	99.6	103.3	:	96.4	:	109.8	114.1	:	96.2	:					
1990 1	78.7	80.1	-0.6	98.2	4.2	88.3	90.5	0.6	97.6	5.1					
1990 2	101.2	100.8	3.8	100.4	5.2	95.3	95.8	-0.7	99.5	2.8					
1990 3	99.4	99.3	13.4	100.1	6.2	107.1	105.7	1.5	101.3	4.4					
1990 4	118.6	117.7	13.9	100.8	4.6	109.3	108.0	-5.3	101.2	5.2					
1991 1	92.7	91.1	13.7	101.8	3.7	86.9	85.2	-5.9	102.0	4.5					
1991 2	106.3	102.7	1.9	103.5	3.1	100.0	94.1	-1.8	106.3	6.8					
1991 3	111.2	106.5	7.3	104.4	4.3	113.1	105.1	-0.6	107.6	6.2					
1991 4	128.1	120.7	2.5	106.1	5.3	121.2	110.0	1.9	110.2	8.9					
1992 1	101.6	95.2	4.5	106.7	4.8	100.7	90.5	6.2	111.3	9.1					
1992 2	116.6	108.5	5.6	107.5	3.9	122.6	108.5	15.3	113.0	6.3					
1992 3	116.6	109.4	2.7	106.6	2.1	126.9	117.1	11.4	108.4	0.7					
1992 4	131.0	122.9	1.8	106.6	0.5	126.5	119.8	8.9	105.6	-4.2					
1993 1	85.4	80.3	-15.7	106.3	-0.4	101.1	94.7	4.6	106.8	-4.0					
1993 2	104.4	97.4	-10.2	107.2	-0.3	114.5	105.5	-2.8	108.5	-4.0					
1993 3	97.1	90.4	-17.4	107.4	0.8	129.4	121.3	3.6	106.7	-1.6					
1993 4	121.2	112.2	-8.7	108.0	1.3	142.5	134.4	12.2	106.0	0.4					
	Monatliche Indizes					Monthly Indices					Indices mensuels				
1989 1	71.2	76.4	:	93.2	:	75.4	83.2	:	90.6	:					
1989 2	67.4	71.8	:	93.9	:	83.8	89.4	:	93.7	:					
1989 3	89.4	93.8	:	95.3	:	91.8	97.5	:	94.2	:					
1989 4	88.1	91.8	:	96.0	:	90.2	93.7	:	96.3	:					
1989 5	88.3	93.7	:	94.2	:	92.2	95.7	:	96.3	:					
1989 6	101.6	105.9	:	95.9	:	97.7	100.1	:	97.6	:					
1989 7	86.3	91.9	:	93.9	:	96.6	101.0	:	95.6	:					
1989 8	72.8	78.8	:	92.4	:	86.3	88.4	:	97.6	:					
1989 9	88.6	92.0	:	96.3	:	120.1	122.9	:	97.7	:					
1989 10	104.2	106.9	:	97.5	:	124.5	128.2	:	97.1	:					
1989 11	110.9	115.3	:	96.2	:	117.5	122.7	:	95.8	:					
1989 12	83.5	87.7	:	95.2	:	87.3	91.4	:	95.5	:					

SITC 1: GETRAENKE UND
TABAKSITC 1: BEVERAGES AND
TOBACCOCTCI 1: BOISSONS ET
TABACS

	Intra-EU Intra-EU Intra-UE					Extra-EU Extra-EU Extra-UE									
	VAL	VOL	VOL Δ%	UV	UV Δ%	VAL	VOL	VOL Δ%	UV	UV Δ%					
	Monatliche Indizes					Monthly Indices					Indices mensuels				
1990 1	82.8	85.4	4.8	97.0	4.4	108.3	106.4	14.5	101.8	-0.2					
1990 2	76.5	77.2	-1.8	99.1	6.0	94.0	93.0	4.4	101.1	1.5					
1990 3	91.5	92.1	0.4	99.4	5.6	95.3	92.3	-8.3	103.2	1.7					
1990 4	92.3	93.0	-6.4	99.3	5.9	85.3	85.4	-25.1	99.9	-0.1					
1990 5	98.6	99.5	4.1	99.1	5.9	104.2	106.2	-2.2	98.1	-2.2					
1990 6	106.3	107.3	-0.4	99.1	6.0	96.8	97.9	-6.0	98.9	-6.8					
1990 7	107.6	107.8	4.5	99.8	7.7	95.9	97.3	-8.8	98.6	-6.4					
1990 8	88.0	89.6	-5.7	98.2	5.9	88.1	91.5	-11.0	96.3	-5.0					
1990 9	97.4	96.9	2.8	100.5	4.6	106.0	104.4	-17.5	101.5	-3.8					
1990 10	117.6	115.1	3.7	102.2	6.5	109.8	109.8	-8.4	100.0	-4.9					
1990 11	133.9	130.5	2.8	102.6	6.0	112.9	111.9	-9.2	100.9	-3.0					
1990 12	106.6	104.7	-2.1	101.8	5.6	104.4	104.8	2.5	99.6	-5.3					
1991 1	95.2	93.2	9.1	102.1	5.3	124.9	123.8	16.4	100.9	-0.9					
1991 2	82.9	80.8	4.7	102.6	3.5	91.3	92.7	-0.3	98.5	-2.6					
1991 3	93.5	91.3	-0.9	102.4	3.0	114.9	107.7	16.7	106.7	3.4					
1991 4	102.5	99.0	6.5	103.5	4.2	128.0	123.8	45.0	103.4	3.5					
1991 5	104.9	101.3	1.8	103.6	4.5	114.3	110.9	4.4	103.1	5.1					
1991 6	106.1	102.9	-4.1	103.1	4.0	114.5	106.6	8.9	107.4	8.6					
1991 7	118.5	114.1	5.8	103.9	4.1	122.5	109.7	12.7	111.7	13.3					
1991 8	96.5	94.2	5.1	102.4	4.3	98.1	88.1	-3.7	111.4	15.7					
1991 9	113.4	107.9	11.4	105.1	4.6	126.4	114.1	9.3	110.8	9.2					
1991 10	124.0	115.9	0.7	107.0	4.7	131.2	121.0	10.2	108.4	8.4					
1991 11	142.4	131.5	0.8	108.3	5.6	129.1	116.3	3.9	111.0	10.0					
1991 12	123.1	114.9	9.7	107.1	5.2	129.7	119.2	13.7	108.8	9.2					
1992 1	97.1	90.7	-2.7	107.1	4.9	151.5	139.4	12.6	108.7	7.7					
1992 2	95.3	88.2	9.2	108.1	5.4	136.9	123.1	32.8	111.2	12.9					
1992 3	106.0	98.8	8.2	107.3	4.8	166.5	156.2	45.0	106.6	-0.1					
1992 4	107.0	98.3	-0.7	108.9	5.2	163.4	151.2	22.1	108.1	4.5					
1992 5	111.3	102.8	1.5	108.3	4.5	166.2	151.1	36.2	110.0	6.7					
1992 6	120.6	112.3	9.1	107.4	4.2	137.9	139.2	30.6	99.1	-7.7					
1992 7	129.6	120.7	5.8	107.4	3.4	161.1	150.0	36.7	107.4	-3.8					
1992 8	100.2	92.7	-1.6	108.1	5.6	138.3	131.5	49.3	105.2	-5.6					
1992 9	113.9	105.9	-1.9	107.6	2.4	177.4	169.4	48.5	104.7	-5.5					
1992 10	123.6	114.8	-0.9	107.7	0.7	165.1	160.6	32.7	102.8	-5.2					
1992 11	128.1	118.9	-9.6	107.7	-0.6	171.4	167.2	43.8	102.5	-7.7					
1992 12	148.4	136.5	18.8	108.7	1.5	209.4	200.0	67.8	104.7	-3.8					
1993 1	81.0	78.3	-13.7	103.4	-3.5	95.2	85.4	-38.7	111.5	2.6					
1993 2	87.5	83.2	-5.7	105.2	-2.7	95.6	83.2	-32.4	114.9	3.3					
1993 3	108.0	104.9	6.2	103.0	-4.0	136.7	120.1	-23.1	113.8	6.8					
1993 4	100.1	97.9	-0.4	102.2	-6.2	128.9	113.7	-24.8	113.4	4.9					
1993 5	111.2	106.6	3.7	104.3	-3.7	122.2	109.8	-27.3	111.3	1.2					
1993 6	119.3	115.4	2.8	103.4	-3.7	134.5	125.8	-9.6	106.9	7.9					
1993 7	110.5	104.3	-13.6	105.9	-1.4	153.2	129.7	-13.5	118.1	10.0					
1993 8	96.1	92.4	-0.3	104.0	-3.8	127.7	105.2	-20.0	121.4	15.4					
1993 9	103.4	99.5	-6.0	103.9	-3.4	142.1	118.6	-30.0	119.8	14.4					
1993 10	116.8	111.8	-2.6	104.5	-3.0	134.5	103.2	-35.7	130.3	26.8					
1993 11	131.6	124.9	5.0	105.4	-2.1	158.3	134.4	-19.6	117.8	14.9					
1993 12	137.7	130.0	-4.8	105.9	-2.6	168.9	130.5	-34.8	129.4	23.6					

EU Ausfuhr
SITC 1: GETRAENKE UND
TABAK

EU Exports
SITC 1: BEVERAGES AND
TOBACCO

Exportations UE
CTCI 1: BOISSONS ET
TABACS

	Intra-EU Intra-EU Intra-UE					Extra-EU Extra-EU Extra-UE									
	VAL	VOL	VOL Δ%	UV	UV Δ%	VAL	VOL	VOL Δ%	UV	UV Δ%					
	Monatliche Indizes					Monthly Indices					Indices mensuels				
1990 1	73.7	76.4	0.0	96.5	3.5	83.6	86.8	4.3	96.3	6.3					
1990 2	73.4	74.5	3.8	98.5	4.9	84.1	86.3	-3.5	97.4	3.9					
1990 3	88.8	89.3	-4.8	99.4	4.3	97.4	98.4	0.9	99.0	5.1					
1990 4	94.3	93.2	1.5	101.2	5.4	88.0	89.2	-4.8	98.6	2.4					
1990 5	97.2	97.3	3.8	99.9	6.1	97.1	97.0	1.4	100.1	3.9					
1990 6	112.0	111.9	5.7	100.1	4.4	101.2	101.4	1.3	99.8	2.3					
1990 7	109.4	107.5	17.0	101.8	8.4	105.1	104.0	3.0	101.1	5.8					
1990 8	79.2	82.1	4.2	96.5	4.4	101.5	100.4	13.6	101.1	3.6					
1990 9	109.5	108.2	17.6	101.2	5.1	114.6	112.8	-8.2	101.6	4.0					
1990 10	122.7	121.6	13.8	100.9	3.5	123.5	121.1	-5.5	102.0	5.0					
1990 11	132.6	131.2	13.8	101.1	5.1	111.9	112.5	-8.3	99.5	3.9					
1990 12	100.6	100.3	14.4	100.3	5.4	92.4	90.4	-1.1	102.2	7.0					
1991 1	93.8	92.5	21.1	101.4	5.1	83.4	83.1	-4.3	100.4	4.3					
1991 2	88.9	86.8	16.5	102.4	4.0	86.1	85.0	-1.5	101.3	4.0					
1991 3	95.4	94.0	5.3	101.5	2.1	91.2	87.6	-11.0	104.1	5.2					
1991 4	102.3	98.9	6.1	103.4	2.2	98.4	91.1	2.1	108.0	9.5					
1991 5	106.3	102.6	5.4	103.6	3.7	101.3	96.3	-0.7	105.2	5.1					
1991 6	110.4	106.7	-4.6	103.5	3.4	100.1	94.7	-6.6	105.7	5.9					
1991 7	123.3	118.3	10.0	104.2	2.4	111.6	105.2	1.2	106.1	4.9					
1991 8	92.3	89.4	8.9	103.2	6.9	98.7	90.9	-9.5	108.6	7.4					
1991 9	118.1	111.9	3.4	105.5	4.2	128.9	119.1	5.6	108.2	6.5					
1991 10	134.7	125.5	3.2	107.3	6.3	128.8	118.3	-2.3	108.9	6.8					
1991 11	132.3	125.2	-4.6	105.7	4.5	121.4	109.9	-2.3	110.5	11.1					
1991 12	117.1	111.4	11.1	105.1	4.8	113.6	101.9	12.7	111.5	9.1					
1992 1	95.9	90.6	-2.1	105.8	4.3	94.3	85.8	3.2	109.9	9.5					
1992 2	100.6	93.0	7.1	108.2	5.7	97.1	87.2	2.6	111.3	9.9					
1992 3	108.2	101.9	8.4	106.2	4.6	111.0	98.6	12.6	112.6	8.2					
1992 4	111.0	102.1	3.2	108.7	5.1	120.7	108.1	18.7	111.7	3.4					
1992 5	111.9	104.1	1.5	107.5	3.8	116.8	102.2	6.1	114.3	8.7					
1992 6	126.9	119.3	11.8	106.4	2.8	130.6	115.3	21.8	113.3	7.2					
1992 7	131.6	123.1	4.1	106.9	2.6	145.5	133.1	26.5	109.3	3.0					
1992 8	97.7	92.9	3.9	105.2	1.9	108.7	100.5	10.6	108.2	-0.4					
1992 9	120.6	112.3	0.4	107.4	1.8	126.6	117.8	-1.1	107.5	-0.6					
1992 10	133.6	124.2	-1.0	107.6	0.3	135.0	127.8	8.0	105.6	-3.0					
1992 11	137.2	129.1	3.1	106.3	0.6	133.5	129.7	18.0	102.9	-6.9					
1992 12	122.2	115.3	3.5	106.0	0.9	111.1	101.9	0.0	109.0	-2.2					
1993 1	72.3	68.2	-24.7	106.0	0.2	86.3	79.1	-7.8	109.1	-0.7					
1993 2	83.5	77.4	-16.8	107.9	-0.3	98.1	93.4	7.1	105.0	-5.7					
1993 3	100.6	95.5	-6.3	105.3	-0.8	118.9	111.6	13.2	106.5	-5.4					
1993 4	95.9	90.5	-11.4	106.0	-2.5	108.4	99.9	-7.6	108.5	-2.9					
1993 5	106.8	100.2	-3.7	106.6	-0.8	107.6	98.9	-3.2	108.8	-4.8					
1993 6	110.5	101.5	-14.9	108.9	2.3	127.4	117.6	2.0	108.3	-4.4					
1993 7	98.4	90.0	-26.9	109.3	2.2	127.8	121.7	-8.6	105.0	-3.9					
1993 8	87.6	79.9	-14.0	109.6	4.2	109.9	100.6	0.1	109.2	0.9					
1993 9	105.5	101.5	-9.6	103.9	-3.3	150.8	141.7	20.3	106.4	-1.0					
1993 10	117.7	109.4	-11.9	107.6	0.0	144.7	136.1	6.5	106.3	0.7					
1993 11	130.6	121.6	-5.8	107.4	1.0	141.6	135.0	4.1	104.9	1.9					
1993 12	115.4	105.8	-8.2	109.1	2.9	141.4	132.3	29.8	106.9	-1.9					

SITC 1: GETRAENKE UND
TABAKSITC 1: BEVERAGES AND
TOBACCOCTCI 1: BOISSONS ET
TABACS

	Vereinigte Staaten United States of America Etats-Unis					Japan Japan Japon									
	VAL	VOL	VOL Δ%	UV	UV Δ%	VAL	VOL	VOL Δ%	UV	UV Δ%					
	Jährliche Indizes					Annual Indices					Indices annuels				
1989	99.1	93.8	:	105.6	:	104.9	92.3	:	113.7	:					
1990	100.0	100.0	6.6	100.0	-5.3	100.0	100.0	8.3	100.0	-12.0					
1991	107.5	103.6	3.6	103.8	3.8	113.1	102.0	2.0	110.9	10.9					
1992	106.1	103.3	-0.3	102.7	-1.1	111.5	99.2	-2.7	112.4	1.4					
1993	103.2	90.1	-12.8	114.5	11.5	213.3	166.9	68.2	127.8	13.7					
	Vierteljährliche Indizes					Quarterly Indices					Indices trimestriels				
1989 1	87.2	83.8	:	104.0	:	98.8	86.6	:	114.1	:					
1989 2	113.0	106.2	:	106.4	:	102.3	89.9	:	113.8	:					
1989 3	108.7	102.4	:	106.2	:	108.0	96.7	:	111.7	:					
1989 4	88.2	83.6	:	105.5	:	106.3	92.1	:	115.4	:					
1990 1	100.6	96.5	15.2	104.2	0.2	97.9	95.8	10.6	102.2	-10.4					
1990 2	109.6	111.0	4.5	98.7	-7.2	101.6	101.6	13.0	100.0	-12.1					
1990 3	87.3	89.9	-12.2	97.1	-8.6	100.7	101.6	5.1	99.1	-11.3					
1990 4	100.9	100.9	20.7	100.0	-5.2	97.6	98.8	7.3	98.8	-14.4					
1991 1	98.4	98.5	2.1	99.9	-4.1	112.4	107.4	12.1	104.7	2.4					
1991 2	124.5	122.5	10.4	101.6	2.9	110.8	95.5	-6.0	116.0	16.0					
1991 3	101.4	95.0	5.7	106.7	9.9	108.8	98.5	-3.1	110.5	11.5					
1991 4	107.6	100.2	-0.7	107.4	7.4	125.9	111.4	12.8	113.0	14.4					
1992 1	109.6	106.0	7.6	103.4	3.5	111.3	100.1	-6.8	111.2	6.2					
1992 2	108.7	104.3	-14.9	104.2	2.6	116.8	101.7	6.5	114.8	-1.0					
1992 3	105.8	105.5	11.1	100.3	-6.0	100.2	90.6	-8.0	110.6	0.1					
1992 4	101.2	98.2	-2.0	103.1	-4.0	114.8	101.7	-8.7	112.9	-0.1					
1993 1	86.2	75.3	-29.0	114.5	10.7	169.2	146.0	45.9	115.9	4.2					
1993 2	99.9	91.1	-12.7	109.7	5.3	196.4	160.3	57.6	122.5	6.7					
1993 3	116.2	100.4	-4.8	115.7	15.4	156.9	111.3	22.8	141.0	27.5					
1993 4	110.4	93.6	-4.7	118.0	14.5	334.2	252.2	148.0	132.5	17.4					
	Monatliche Indizes					Monthly Indices					Indices mensuels				
1989 1	64.9	62.8	:	103.3	:	82.2	75.2	:	109.3	:					
1989 2	93.4	88.6	:	105.4	:	92.0	78.9	:	116.6	:					
1989 3	103.3	100.2	:	103.1	:	122.5	105.8	:	115.8	:					
1989 4	118.8	116.2	:	102.2	:	84.4	71.8	:	117.6	:					
1989 5	115.7	110.5	:	104.7	:	120.2	104.7	:	114.8	:					
1989 6	104.5	91.8	:	113.8	:	102.3	93.2	:	109.8	:					
1989 7	111.3	104.0	:	107.0	:	125.6	116.4	:	107.9	:					
1989 8	81.0	79.2	:	102.3	:	85.7	75.1	:	114.1	:					
1989 9	133.9	124.1	:	107.9	:	112.8	98.6	:	114.4	:					
1989 10	79.4	75.4	:	105.3	:	68.9	56.5	:	121.9	:					
1989 11	110.1	103.7	:	106.2	:	144.6	123.3	:	117.3	:					
1989 12	75.2	71.8	:	104.7	:	105.5	96.5	:	109.3	:					

SITC 1: GETRAENKE UND
TABAKSITC 1: BEVERAGES AND
TOBACCOCTCI 1: BOISSONS ET
TABACS

	Vereinigte Staaten United States of America Etats-Unis					Japan Japan Japon									
	VAL	VOL	VOL Δ%	UV	UV Δ%	VAL	VOL	VOL Δ%	UV	UV Δ%					
	Jährliche Indizes					Annual Indices					Indices annuels				
1989	100.3	101.3	:	99.0	:	84.9	98.3	:	86.4	:					
1990	100.0	100.0	-1.3	100.0	1.0	100.0	100.0	1.7	100.0	15.7					
1991	93.1	86.5	-13.5	107.6	7.6	97.8	90.5	-9.5	108.1	8.1					
1992	99.9	90.9	5.1	109.9	2.1	94.5	82.3	-9.1	114.8	6.2					
1993	100.1	92.2	1.4	108.6	-1.2	87.3	80.5	-2.2	108.4	-5.6					
	Vierteljährliche Indizes					Quarterly Indices					Indices trimestriels				
1989 1	86.8	91.3	:	95.1	:	65.4	76.8	:	85.1	:					
1989 2	91.3	89.0	:	102.6	:	95.7	108.8	:	88.0	:					
1989 3	111.3	111.0	:	100.3	:	94.8	113.9	:	83.2	:					
1989 4	112.5	114.6	:	98.2	:	84.2	94.2	:	89.4	:					
1990 1	84.5	86.0	-5.8	98.3	3.4	97.1	100.0	30.2	97.1	14.1					
1990 2	91.5	90.6	1.8	101.0	-1.6	98.8	104.8	-3.7	94.3	7.2					
1990 3	111.7	110.7	-0.3	100.9	0.6	113.8	107.6	-5.5	105.8	27.2					
1990 4	112.5	113.0	-1.4	99.6	1.4	90.3	87.6	-7.0	103.1	15.3					
1991 1	72.0	71.1	-17.3	101.3	3.1	82.7	79.5	-20.5	104.0	7.1					
1991 2	87.9	80.9	-10.7	108.7	7.6	91.2	84.1	-19.8	108.4	15.0					
1991 3	107.0	98.1	-11.4	109.1	8.1	109.3	100.2	-6.9	109.1	3.1					
1991 4	103.8	94.4	-16.5	110.0	10.4	107.1	97.2	11.0	110.2	6.9					
1992 1	77.8	70.5	-0.8	110.3	8.9	88.5	75.2	-5.4	117.7	13.2					
1992 2	131.7	112.5	39.1	117.1	7.7	96.3	79.1	-5.9	121.8	12.4					
1992 3	101.2	94.8	-3.4	106.7	-2.2	100.9	90.9	-9.3	111.0	1.7					
1992 4	90.5	87.3	-7.5	103.7	-5.7	93.0	84.7	-12.9	109.8	-0.4					
1993 1	75.3	69.5	-1.4	108.4	-1.7	80.3	73.7	-2.0	108.9	-7.5					
1993 2	99.9	90.0	-20.0	111.0	-5.2	88.9	81.6	3.2	109.0	-10.5					
1993 3	117.1	108.5	14.5	107.9	1.1	99.1	90.7	-0.2	109.3	-1.5					
1993 4	107.8	100.6	15.2	107.2	3.4	80.9	76.1	-10.2	106.3	-3.2					
	Monatliche Indizes					Monthly Indices					Indices mensuels				
1989 1	77.5	84.1	:	92.1	:	54.9	65.6	:	83.7	:					
1989 2	88.6	93.1	:	95.2	:	61.1	71.6	:	85.3	:					
1989 3	94.5	96.8	:	97.6	:	80.1	93.2	:	85.9	:					
1989 4	93.3	92.9	:	100.4	:	94.8	109.7	:	86.4	:					
1989 5	91.1	88.6	:	102.8	:	95.3	109.4	:	87.1	:					
1989 6	89.6	85.6	:	104.7	:	97.0	107.1	:	90.6	:					
1989 7	101.2	101.9	:	99.3	:	90.2	103.2	:	87.4	:					
1989 8	89.3	88.5	:	100.9	:	84.3	98.6	:	85.5	:					
1989 9	143.6	142.7	:	100.6	:	110.0	139.9	:	78.6	:					
1989 10	153.3	153.0	:	100.2	:	95.2	99.9	:	95.3	:					
1989 11	107.7	110.2	:	97.7	:	94.8	111.8	:	84.8	:					
1989 12	76.4	80.4	:	95.0	:	62.5	70.9	:	88.2	:					

SITC 1: GETRAENKE UND
TABAKSITC 1: BEVERAGES AND
TOBACCOCTCI 1: BOISSONS ET
TABACS

	Vereinigte Staaten United States of America Etats-Unis					Japan Japan Japon									
	VAL	VOL	VOL Δ%	UV	UV Δ%	VAL	VOL	VOL Δ%	UV	UV Δ%					
	Monatliche Indizes					Monthly Indices					Indices mensuels				
1990 1	107.1	102.6	63.4	104.4	1.1	116.6	115.6	53.7	100.9	-7.7					
1990 2	90.0	86.8	-2.0	103.7	-1.6	83.3	77.5	-1.8	107.5	-7.8					
1990 3	104.5	100.0	-0.2	104.5	1.4	93.9	94.3	-10.9	99.6	-14.0					
1990 4	103.4	101.0	-13.1	102.4	0.2	92.3	90.6	26.2	101.9	-13.4					
1990 5	121.2	127.0	14.9	95.4	-8.9	123.8	123.6	18.1	100.2	-12.7					
1990 6	103.9	104.9	14.3	99.0	-13.0	88.6	90.4	-3.0	98.0	-10.7					
1990 7	87.5	92.6	-11.0	94.5	-11.7	141.7	145.0	24.6	97.7	-9.5					
1990 8	76.7	79.8	0.8	96.1	-6.1	88.1	90.9	21.0	96.9	-15.1					
1990 9	97.9	97.4	-21.5	100.5	-6.9	72.0	68.7	-30.3	104.8	-8.4					
1990 10	109.4	108.2	43.5	101.1	-4.0	96.4	96.8	71.3	99.6	-18.3					
1990 11	108.9	108.5	4.6	100.4	-5.5	111.4	116.5	-5.5	95.6	-18.5					
1990 12	84.6	86.1	19.9	98.2	-6.2	84.8	82.9	-14.1	102.3	-6.4					
1991 1	94.1	97.5	-5.0	96.5	-7.6	112.6	106.6	-7.8	105.6	4.7					
1991 2	89.3	89.9	3.6	99.3	-4.2	131.5	125.8	62.3	104.5	-2.8					
1991 3	111.9	108.2	8.2	103.4	-1.1	93.3	89.7	-4.9	104.0	4.4					
1991 4	132.0	132.7	31.4	99.5	-2.8	159.7	131.1	44.7	121.8	19.5					
1991 5	122.4	122.8	-3.3	99.7	4.5	91.5	82.0	-33.7	111.6	11.4					
1991 6	118.9	112.0	6.8	106.2	7.3	81.3	73.3	-18.9	110.9	13.2					
1991 7	125.4	116.3	25.6	107.8	14.1	136.2	123.4	-14.9	110.4	13.0					
1991 8	72.8	69.5	-12.9	104.7	8.9	84.1	77.7	-14.5	108.2	11.7					
1991 9	106.0	99.2	1.8	106.9	6.4	106.5	94.4	37.4	112.8	7.6					
1991 10	120.7	113.5	4.9	106.3	5.1	141.2	126.3	30.5	111.8	12.2					
1991 11	110.0	99.6	-8.2	110.4	10.0	116.3	103.0	-11.6	112.9	18.1					
1991 12	92.1	87.4	1.5	105.4	7.3	120.4	104.9	26.5	114.8	12.2					
1992 1	91.6	88.3	-9.4	103.7	7.5	123.1	112.7	5.7	109.2	3.4					
1992 2	111.7	107.2	19.2	104.2	4.9	93.4	82.3	-34.6	113.5	8.6					
1992 3	125.7	122.5	13.2	102.6	-0.8	117.6	105.3	17.4	111.7	7.4					
1992 4	111.8	107.1	-19.3	104.4	4.9	129.1	110.1	-16.0	117.3	-3.7					
1992 5	122.7	118.2	-3.7	103.8	4.1	113.1	95.5	16.5	118.4	6.1					
1992 6	91.7	87.8	-21.6	104.4	-1.7	107.9	99.4	35.6	108.6	-2.1					
1992 7	107.6	106.3	-8.6	101.2	-6.1	106.5	99.8	-19.1	106.7	-3.4					
1992 8	100.7	100.3	44.3	100.4	-4.1	92.9	83.4	7.3	111.4	3.0					
1992 9	109.1	109.8	10.7	99.4	-7.0	101.2	88.7	-6.0	114.1	1.2					
1992 10	100.2	98.7	-13.0	101.5	-4.5	99.4	87.1	-31.0	114.1	2.1					
1992 11	120.2	117.5	18.0	102.3	-7.3	101.4	92.9	-9.8	109.2	-3.3					
1992 12	83.4	78.5	-10.2	106.2	0.8	143.7	125.2	19.4	114.8	0.0					
1993 1	90.2	78.7	-10.9	114.6	10.5	145.5	132.8	17.8	109.6	0.4					
1993 2	72.7	63.9	-40.4	113.8	9.2	152.2	132.6	61.1	114.8	1.1					
1993 3	95.7	83.3	-32.0	114.9	12.0	209.8	172.4	63.7	121.7	9.0					
1993 4	91.6	83.0	-22.5	110.4	5.7	240.4	201.7	83.2	119.2	1.6					
1993 5	100.7	91.2	-22.8	110.4	6.4	180.3	149.6	56.6	120.5	1.8					
1993 6	107.6	99.2	13.0	108.5	3.9	168.1	129.5	30.3	129.8	19.5					
1993 7	133.1	118.1	11.1	112.7	11.4	123.7	92.2	-7.6	134.2	25.8					
1993 8	94.6	79.8	-20.4	118.5	18.0	199.6	133.7	60.3	149.3	34.0					
1993 9	120.8	103.3	-5.9	116.9	17.6	147.4	107.8	21.5	136.7	19.8					
1993 10	106.7	91.9	-6.9	116.1	14.4	242.7	177.9	104.2	136.4	19.5					
1993 11	113.1	95.8	-18.5	118.1	15.4	306.6	219.8	136.6	139.5	27.7					
1993 12	111.3	93.0	18.5	119.7	12.7	452.7	358.7	186.5	126.2	9.9					

SITC 1: GETRAENKE UND
TABAKSITC 1: BEVERAGES AND
TOBACCOCTCI 1: BOISSONS ET
TABACS

	Vereinigte Staaten United States of America Etats-Unis					Japan Japan Japon									
	VAL	VOL	VOL Δ%	UV	UV Δ%	VAL	VOL	VOL Δ%	UV	UV Δ%					
	Monatliche Indizes					Monthly Indices					Indices mensuels				
1990 1	83.2	86.1	2.4	96.6	4.9	70.7	73.9	12.7	95.7	14.3					
1990 2	81.2	82.8	-11.1	98.1	3.0	98.1	99.8	39.4	98.3	15.2					
1990 3	89.3	89.1	-8.0	100.2	2.7	122.4	126.3	35.5	96.9	12.8					
1990 4	94.0	93.7	0.9	100.3	-0.1	90.5	98.7	-10.0	91.7	6.1					
1990 5	92.5	91.2	2.9	101.4	-1.4	102.6	106.2	-2.9	96.6	10.9					
1990 6	88.1	86.8	1.4	101.5	-3.1	103.4	109.6	2.3	94.3	4.1					
1990 7	93.5	92.0	-9.7	101.6	2.3	119.0	115.0	11.4	103.5	18.4					
1990 8	116.7	116.1	31.2	100.5	-0.4	104.9	96.4	-2.2	108.8	27.3					
1990 9	124.8	124.1	-13.0	100.6	0.0	117.4	111.3	-20.4	105.5	34.2					
1990 10	140.8	139.4	-8.9	101.0	0.8	103.4	96.5	-3.4	107.2	12.5					
1990 11	98.3	101.7	-7.7	96.7	-1.0	106.1	109.2	-2.3	97.2	14.6					
1990 12	98.8	98.0	21.9	100.8	6.1	61.3	56.9	-19.7	107.7	22.1					
1991 1	67.4	67.9	-21.1	99.3	2.8	83.2	80.1	8.4	103.9	8.6					
1991 2	63.8	62.9	-24.0	101.5	3.5	90.7	87.4	-12.4	103.8	5.6					
1991 3	84.7	82.5	-7.4	102.7	2.5	74.0	70.9	-43.9	104.4	7.7					
1991 4	84.4	77.8	-17.0	108.5	8.2	99.6	91.5	-7.3	108.9	18.8					
1991 5	95.7	90.8	-0.4	105.4	3.9	87.6	76.8	-27.7	114.1	18.1					
1991 6	84.0	74.3	-14.4	113.0	11.3	86.1	84.0	-23.4	102.5	8.7					
1991 7	80.0	72.7	-21.0	110.0	8.3	117.3	107.7	-6.3	108.9	5.2					
1991 8	96.5	86.9	-25.2	111.1	10.5	94.7	83.5	-13.4	113.4	4.2					
1991 9	144.6	134.6	8.5	107.4	6.8	116.2	109.5	-1.6	106.1	0.6					
1991 10	130.2	118.9	-14.7	109.5	8.4	116.3	102.7	6.4	113.2	5.6					
1991 11	106.8	98.0	-3.6	109.0	12.7	104.9	96.8	-11.4	108.4	11.5					
1991 12	74.4	66.4	-32.2	112.1	11.2	100.1	92.0	61.7	108.8	1.0					
1992 1	75.3	70.7	4.1	106.5	7.3	80.5	71.1	-11.2	113.2	9.0					
1992 2	67.5	61.9	-1.6	109.0	7.4	91.8	78.6	-10.1	116.8	12.5					
1992 3	90.5	78.8	-4.5	114.8	11.8	92.9	75.8	6.9	122.6	17.4					
1992 4	116.5	101.3	30.2	115.0	6.0	93.7	78.5	-14.2	119.4	9.6					
1992 5	131.2	111.0	22.2	118.2	12.1	101.8	84.3	9.8	120.7	5.8					
1992 6	147.5	125.2	68.5	117.8	4.2	93.6	74.6	-11.2	125.5	22.4					
1992 7	137.0	127.9	75.9	107.1	-2.6	99.6	86.6	-19.6	115.0	5.6					
1992 8	71.8	66.0	-24.1	108.8	-2.1	89.9	78.4	-6.1	114.7	1.1					
1992 9	94.9	90.6	-32.7	104.7	-2.5	113.4	107.8	-1.6	105.2	-0.8					
1992 10	95.7	93.7	-21.2	102.1	-6.8	109.1	100.3	-2.3	108.8	-3.9					
1992 11	111.9	108.9	11.1	102.8	-5.7	89.9	88.3	-8.8	101.8	-6.1					
1992 12	64.2	59.4	-10.5	108.0	-3.7	80.0	65.4	-28.9	122.4	12.5					
1993 1	58.2	53.4	-24.5	109.0	2.3	58.5	48.9	-31.2	119.7	5.7					
1993 2	75.0	71.8	16.0	104.4	-4.2	83.9	80.1	1.9	104.7	-10.4					
1993 3	93.0	83.3	5.7	111.6	-2.8	98.4	92.0	21.4	107.0	-12.7					
1993 4	102.9	91.7	-9.5	112.2	-2.4	84.1	73.6	-6.2	114.3	-4.3					
1993 5	95.5	87.2	-21.4	109.5	-7.4	86.0	83.2	-1.3	103.4	-14.3					
1993 6	101.4	91.3	-27.1	111.1	-5.7	96.6	87.9	17.8	109.9	-12.4					
1993 7	97.0	90.9	-28.9	106.7	-0.4	94.5	91.1	5.2	103.7	-9.8					
1993 8	99.9	90.3	36.8	110.6	1.7	83.0	75.0	-4.3	110.7	-3.5					
1993 9	154.6	144.5	59.5	107.0	2.2	119.9	105.9	-1.8	113.2	7.6					
1993 10	129.4	121.2	29.3	106.8	4.6	92.4	86.5	-13.8	106.8	-1.8					
1993 11	103.8	100.3	-7.9	103.5	0.7	77.0	80.9	-8.4	95.2	-6.5					
1993 12	90.5	80.5	35.5	112.4	4.1	73.1	60.7	-7.2	120.5	-1.6					

**SITC 2: ROHSTOFFE
(AUSGEN.
NAHRUNGSMITTEL UND
MINERALISCHE
BRENNSTOFFE)**

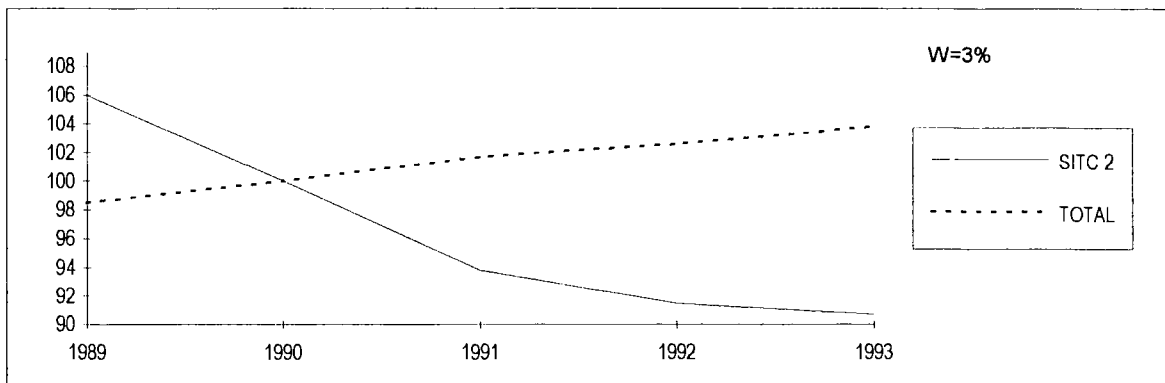
**SITC 2: CRUDE
MATERIALS, INEDIBLE,
EXCEPT FUELS**

**CTCI 2: MATIERES
BRUTES NON
COMESTIBLES, A
L'EXCEPTION DES
CARBURANTS**

Intra-EU Einfuhren

Intra-EU Imports

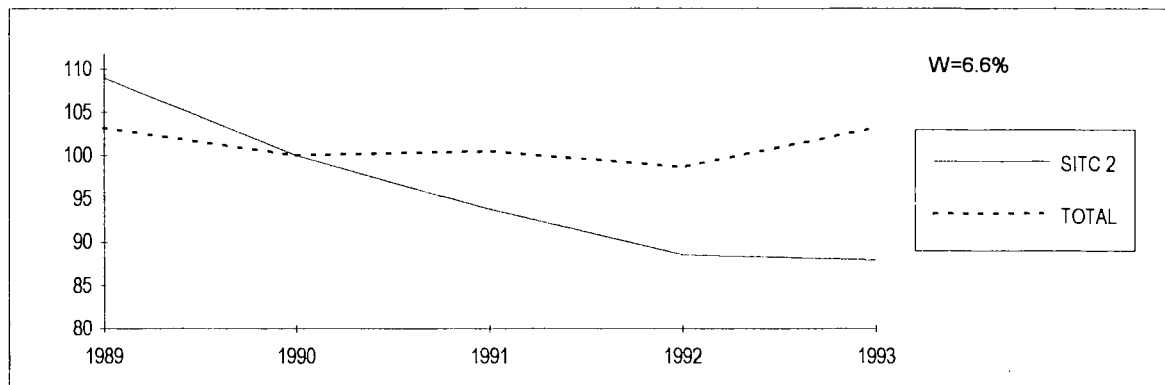
Importations intra-UE



Extra-EU Einfuhren

Extra-EU Imports

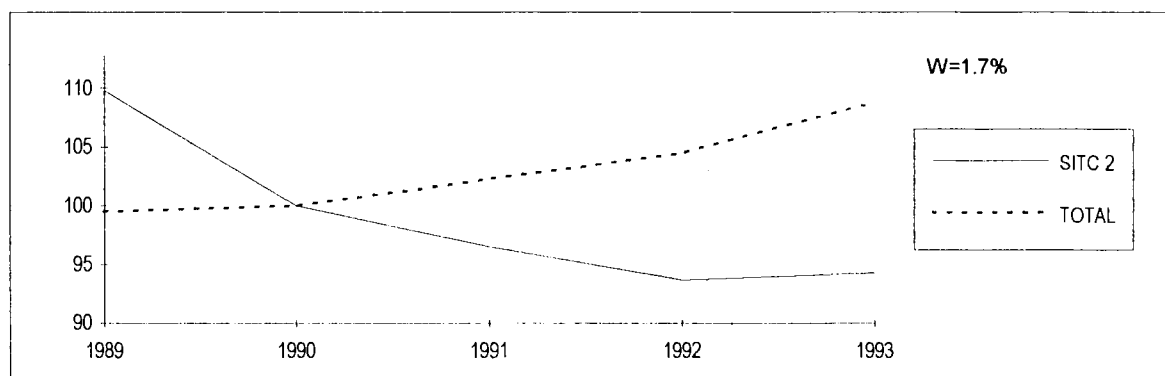
Importations extra-UE



Extra-EU Ausfuhren

Extra-EU Exports

Exportations extra-UE



Volumenindizes

Volume Indices

Indices de volume

**SITC 2: ROHSTOFFE
(AUSGEN.
NAHRUNGSMITTEL UND
MINERALISCHE
BRENNSTOFFE)**

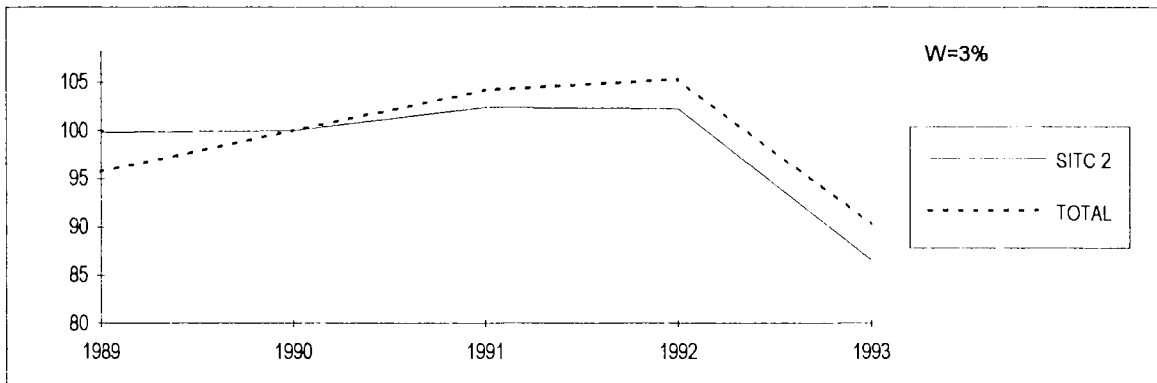
**SITC 2: CRUDE
MATERIALS, INEDIBLE,
EXCEPT FUELS**

**CTCI 2: MATIERES
BRUTES NON
COMESTIBLES, A
L'EXCEPTION DES
CARBURANTS**

Intra-EU Einfuhren

Intra-EU Imports

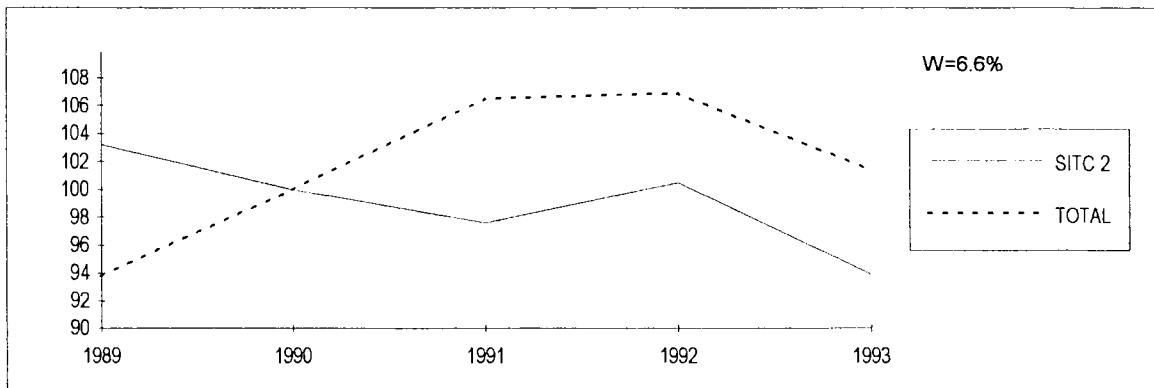
Importations intra-UE



Extra-EU Einfuhren

Extra-EU Imports

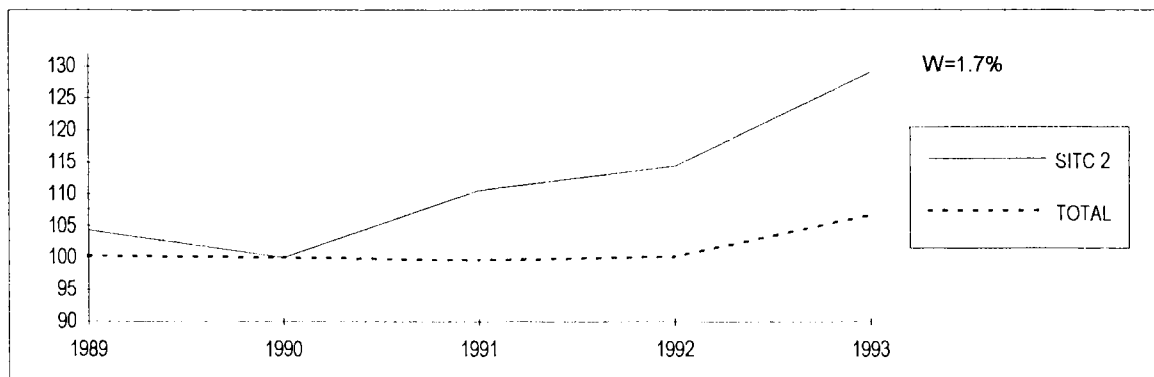
Importations extra-UE



Extra-EU Ausfuhren

Extra-EU Exports

Exportations extra-UE



SITC 2: ROHSTOFFE
(AUSGEN. NAHRUNGSMITTEL
UND MINERALISCHE
BRENNSTOFFE)

SITC 2: CRUDE
MATERIALS, INEDIBLE,
EXCEPT FUELS

CTCI 2: MATIERES BRUTES
NON COMESTIBLES, A
L'EXCEPTION DES
CARBURANTS

	Intra-EU Intra-EU Intra-UE					Extra-EU Extra-EU Extra-UE									
	VAL	VOL	VOL Δ%	UV	UV Δ%	VAL	VOL	VOL Δ%	UV	UV Δ%					
	Jährliche Indizes					Annual Indices					Indices annuels				
1989	105.8	99.8	:	106.0	:	112.4	103.2	:	108.9	:					
1990	100.0	100.0	0.2	100.0	-5.7	100.0	100.0	-3.1	100.0	-8.2					
1991	96.1	102.4	2.4	93.8	-6.2	91.5	97.6	-2.4	93.8	-6.2					
1992	93.6	102.3	-0.1	91.5	-2.5	89.0	100.5	3.0	88.6	-5.5					
1993	78.5	86.6	-15.3	90.7	-0.9	82.6	93.9	-6.6	88.0	-0.7					
	Vierteljährliche Indizes					Quarterly Indices					Indices trimestriels				
1989 1	111.9	105.9	:	105.7	:	113.1	105.9	:	106.8	:					
1989 2	111.8	104.7	:	106.8	:	120.4	108.8	:	110.7	:					
1989 3	92.6	87.2	:	106.2	:	109.3	98.9	:	110.5	:					
1989 4	108.0	102.8	:	105.1	:	109.3	101.7	:	107.5	:					
1990 1	108.7	104.2	-1.6	104.3	-1.3	110.4	106.9	0.9	103.3	-3.3					
1990 2	102.6	100.6	-3.9	102.0	-4.5	110.9	108.2	-0.6	102.5	-7.4					
1990 3	85.4	86.8	-0.5	98.4	-7.3	89.0	89.9	-9.1	99.0	-10.4					
1990 4	102.1	107.2	4.3	95.2	-9.4	89.3	94.7	-6.9	94.3	-12.3					
1991 1	99.3	103.8	-0.4	95.7	-8.2	89.0	96.6	-9.6	92.1	-10.8					
1991 2	102.0	107.4	6.8	95.0	-6.9	97.4	101.8	-5.9	95.7	-6.6					
1991 3	84.6	91.5	5.4	92.5	-6.0	91.1	94.8	5.5	96.1	-2.9					
1991 4	98.1	106.5	-0.7	92.1	-3.3	90.0	98.7	4.2	91.2	-3.3					
1992 1	105.1	112.6	8.5	93.3	-2.5	94.5	105.7	9.4	89.4	-2.9					
1992 2	99.1	107.6	0.2	92.1	-3.1	95.9	105.8	3.9	90.6	-5.3					
1992 3	81.5	90.0	-1.6	90.6	-2.1	81.3	93.5	-1.4	86.9	-9.6					
1992 4	89.6	100.0	-6.1	89.6	-2.7	85.8	98.6	-0.1	87.0	-4.6					
1993 1	76.3	83.6	-25.8	91.3	-2.1	81.9	94.3	-10.8	86.9	-2.8					
1993 2	78.8	87.7	-18.5	89.8	-2.5	84.6	98.2	-7.2	86.1	-5.0					
1993 3	69.4	76.5	-15.0	90.7	0.1	76.3	84.7	-9.4	90.1	3.7					
1993 4	83.4	91.7	-8.3	91.0	1.6	86.1	96.7	-1.9	89.0	2.3					
	Monatliche Indizes					Monthly Indices					Indices mensuels				
1989 1	107.3	103.0	:	104.2	:	115.2	110.7	:	104.1	:					
1989 2	107.4	100.7	:	106.7	:	108.8	101.2	:	107.5	:					
1989 3	121.1	114.0	:	106.2	:	115.1	105.7	:	108.9	:					
1989 4	114.9	107.9	:	106.5	:	115.5	106.0	:	109.0	:					
1989 5	110.4	103.2	:	107.0	:	124.5	113.2	:	110.0	:					
1989 6	110.3	103.1	:	107.0	:	121.2	107.3	:	113.0	:					
1989 7	89.0	83.6	:	106.4	:	110.5	99.8	:	110.7	:					
1989 8	84.5	79.9	:	105.7	:	104.4	95.2	:	109.7	:					
1989 9	104.4	98.1	:	106.4	:	113.0	101.6	:	111.2	:					
1989 10	114.7	108.7	:	105.5	:	111.4	101.8	:	109.4	:					
1989 11	111.4	105.6	:	105.5	:	115.1	107.2	:	107.4	:					
1989 12	98.2	94.1	:	104.4	:	101.5	96.0	:	105.7	:					

EU Ausfuhr
SITC 2: ROHSTOFFE
(AUSGEN. NAHRUNGSMITTEL
UND MINERALISCHE
BRENNSTOFFE)

EU Exports
SITC 2: CRUDE
MATERIALS, INEDIBLE,
EXCEPT FUELS

Exportations UE
CTCI 2: MATIERES BRUTES
NON COMESTIBLES, A
L'EXCEPTION DES
CARBURANTS

	Intra-EU Intra-EU Intra-UE					Extra-EU Extra-EU Extra-UE									
	VAL	VOL	VOL Δ%	UV	UV Δ%	VAL	VOL	VOL Δ%	UV	UV Δ%					
	Jährliche Indizes					Annual Indices					Indices annuels				
1989	110.2	103.4	:	106.6	:	114.5	104.3	:	109.8	:					
1990	100.0	100.0	-3.3	100.0	-6.2	100.0	100.0	-4.1	100.0	-8.9					
1991	93.0	100.6	0.6	92.4	-7.6	106.6	110.5	10.5	96.5	-3.5					
1992	90.1	99.6	-1.0	90.5	-2.1	107.1	114.3	3.4	93.7	-2.9					
1993	80.4	88.7	-10.9	90.6	0.1	121.6	129.0	12.9	94.3	0.6					
	Vierteljährliche Indizes					Quarterly Indices					Indices trimestriels				
1989 1	117.4	110.3	:	106.4	:	115.3	105.2	:	109.6	:					
1989 2	113.5	106.6	:	106.5	:	118.3	106.8	:	110.8	:					
1989 3	98.1	92.4	:	106.2	:	109.9	99.6	:	110.3	:					
1989 4	112.5	104.9	:	107.2	:	112.6	103.7	:	108.6	:					
1990 1	111.8	106.7	-3.3	104.8	-1.5	106.8	101.9	-3.1	104.8	-4.4					
1990 2	102.6	100.6	-5.6	102.0	-4.2	99.9	98.7	-7.6	101.2	-8.7					
1990 3	86.5	87.6	-5.2	98.8	-7.0	95.3	96.0	-3.6	99.3	-10.0					
1990 4	99.9	105.9	1.0	94.3	-12.0	104.6	110.0	6.1	95.1	-12.4					
1991 1	100.8	106.8	0.1	94.4	-9.9	107.7	112.1	10.0	96.1	-8.3					
1991 2	99.8	106.5	5.9	93.7	-8.1	115.9	118.7	20.3	97.6	-3.6					
1991 3	84.2	92.5	5.6	91.0	-7.9	110.3	113.6	18.3	97.1	-2.2					
1991 4	96.7	107.2	1.2	90.2	-4.3	121.3	127.4	15.8	95.2	0.1					
1992 1	104.4	112.6	5.4	92.7	-1.8	113.4	119.0	6.2	95.3	-0.8					
1992 2	96.9	106.0	-0.5	91.4	-2.5	107.9	114.3	-3.7	94.4	-3.3					
1992 3	79.8	89.8	-2.9	88.9	-2.3	102.6	110.8	-2.5	92.6	-4.6					
1992 4	87.3	98.4	-8.2	88.7	-1.7	113.2	122.1	-4.2	92.7	-2.6					
1993 1	81.1	89.7	-20.3	90.4	-2.5	111.1	116.8	-1.8	95.1	-0.2					
1993 2	77.6	86.6	-18.3	89.6	-2.0	110.8	117.2	2.5	94.5	0.1					
1993 3	67.1	75.3	-16.1	89.1	0.2	110.4	116.9	5.5	94.4	1.9					
1993 4	79.0	84.9	-13.7	93.0	4.8	123.2	132.1	8.2	93.3	0.6					
	Monatliche Indizes					Monthly Indices					Indices mensuels				
1989 1	111.7	106.4	:	105.0	:	106.8	99.0	:	107.9	:					
1989 2	113.7	106.1	:	107.2	:	112.2	102.2	:	109.8	:					
1989 3	126.7	118.4	:	107.0	:	126.8	114.4	:	110.8	:					
1989 4	113.7	106.8	:	106.5	:	114.6	103.6	:	110.6	:					
1989 5	115.1	108.3	:	106.3	:	117.3	107.1	:	109.5	:					
1989 6	111.6	104.6	:	106.7	:	123.0	109.6	:	112.2	:					
1989 7	93.3	88.1	:	105.9	:	105.4	94.6	:	111.4	:					
1989 8	87.8	82.7	:	106.2	:	109.3	99.8	:	109.5	:					
1989 9	113.2	106.4	:	106.4	:	114.9	104.3	:	110.2	:					
1989 10	121.3	112.2	:	108.1	:	127.6	116.2	:	109.8	:					
1989 11	114.9	107.7	:	106.7	:	107.3	98.8	:	108.6	:					
1989 12	101.0	94.7	:	106.7	:	103.0	96.0	:	107.3	:					

SITC 2: ROHSTOFFE
(AUSGEN. NAHRUNGSMITTEL
UND MINERALISCHE
BRENNSTOFFE)

SITC 2: CRUDE
MATERIALS, INEDIBLE,
EXCEPT FUELS

CTCI 2: MATIERES BRUTES
NON COMESTIBLES, A
L'EXCEPTION DES
CARBURANTS

	Intra-EU Intra-EU Intra-UE					Extra-EU Extra-EU Extra-UE									
	VAL	VOL	VOL Δ%	UV	UV Δ%	VAL	VOL	VOL Δ%	UV	UV Δ%					
	Monatliche Indizes					Monthly Indices					Indices mensuels				
1990 1	105.9	100.6	-2.3	105.3	1.1	116.2	111.2	0.5	104.5	0.4					
1990 2	103.7	99.1	-1.6	104.6	-2.0	103.1	100.4	-0.8	102.7	-4.5					
1990 3	116.5	112.8	-1.1	103.3	-2.7	112.2	109.1	3.2	102.8	-5.6					
1990 4	104.3	101.9	-5.6	102.4	-3.8	104.8	101.4	-4.3	103.4	-5.1					
1990 5	107.4	105.1	1.8	102.2	-4.5	117.0	114.6	1.2	102.1	-7.2					
1990 6	96.2	94.9	-8.0	101.4	-5.2	110.9	108.6	1.2	102.1	-9.6					
1990 7	86.2	87.2	4.3	98.9	-7.0	99.4	99.0	-0.8	100.4	-9.3					
1990 8	76.5	78.0	-2.4	98.1	-7.2	83.5	85.2	-10.5	98.0	-10.7					
1990 9	93.5	95.2	-3.0	98.2	-7.7	84.0	85.5	-15.8	98.3	-11.6					
1990 10	110.1	114.5	5.3	96.2	-8.8	97.4	102.4	0.6	95.1	-13.1					
1990 11	106.9	113.2	7.2	94.4	-10.5	91.1	95.9	-10.5	95.0	-11.5					
1990 12	89.2	93.9	-0.2	95.0	-9.0	79.5	85.8	-10.6	92.6	-12.4					
1991 1	100.1	104.5	3.9	95.8	-9.0	98.0	105.6	-5.0	92.8	-11.2					
1991 2	93.7	97.5	-1.6	96.1	-8.1	83.0	90.8	-9.6	91.4	-11.0					
1991 3	104.0	109.4	-3.0	95.1	-7.9	85.7	93.2	-14.6	91.9	-10.6					
1991 4	103.5	109.3	7.3	94.7	-7.5	96.7	102.0	0.6	94.8	-8.3					
1991 5	106.8	111.8	6.4	95.5	-6.6	101.7	106.1	-7.4	95.9	-6.1					
1991 6	95.9	101.3	6.7	94.7	-6.6	93.7	97.2	-10.5	96.4	-5.6					
1991 7	89.7	95.9	10.0	93.5	-5.5	104.0	106.4	7.5	97.7	-2.7					
1991 8	70.5	75.9	-2.7	92.9	-5.3	79.1	82.6	-3.1	95.8	-2.2					
1991 9	94.0	102.8	8.0	91.4	-6.9	90.1	95.3	11.5	94.5	-3.9					
1991 10	105.3	114.6	0.1	91.9	-4.5	97.0	104.9	2.4	92.5	-2.7					
1991 11	98.0	107.2	-5.3	91.4	-3.2	86.8	94.5	-1.5	91.9	-3.3					
1991 12	91.0	97.9	4.3	93.0	-2.1	86.3	96.8	12.8	89.2	-3.7					
1992 1	98.3	105.1	0.6	93.5	-2.4	94.3	106.3	0.7	88.7	-4.4					
1992 2	102.0	108.4	11.2	94.1	-2.1	90.0	100.8	11.0	89.3	-2.3					
1992 3	115.1	124.4	13.7	92.5	-2.7	99.1	109.8	17.8	90.3	-1.7					
1992 4	109.2	118.8	8.7	91.9	-3.0	97.4	107.5	5.4	90.6	-4.4					
1992 5	96.4	104.7	-6.4	92.1	-3.6	94.7	103.9	-2.1	91.1	-5.0					
1992 6	91.7	99.3	-2.0	92.3	-2.5	95.6	106.0	9.1	90.2	-6.4					
1992 7	90.6	99.1	3.3	91.4	-2.2	95.8	108.6	2.1	88.2	-9.7					
1992 8	62.6	68.6	-9.6	91.2	-1.8	68.1	78.4	-5.1	86.9	-9.3					
1992 9	91.5	102.4	-0.4	89.4	-2.2	79.8	93.5	-1.9	85.4	-9.6					
1992 10	94.7	105.2	-8.2	90.0	-2.1	87.8	102.5	-2.3	85.7	-7.4					
1992 11	87.9	98.0	-8.6	89.7	-1.9	84.1	96.5	2.1	87.1	-5.2					
1992 12	86.2	96.9	-1.0	89.0	-4.3	85.6	96.9	0.1	88.3	-1.0					
1993 1	66.0	71.9	-31.6	91.8	-1.8	70.0	80.5	-24.3	87.0	-1.9					
1993 2	75.2	81.2	-25.1	92.6	-1.6	85.2	98.0	-2.8	86.9	-2.7					
1993 3	87.8	97.6	-21.5	90.0	-2.7	90.8	104.5	-4.8	86.9	-3.8					
1993 4	81.5	89.9	-24.3	90.7	-1.3	84.9	98.3	-8.6	86.4	-4.6					
1993 5	76.1	85.0	-18.8	89.5	-2.8	78.0	91.4	-12.0	85.3	-6.4					
1993 6	78.3	88.0	-11.4	89.0	-3.6	90.7	105.0	-0.9	86.4	-4.2					
1993 7	68.8	75.9	-23.4	90.6	-0.9	80.3	90.1	-17.0	89.1	1.0					
1993 8	60.7	67.1	-2.2	90.5	-0.8	65.0	71.9	-8.3	90.4	4.0					
1993 9	78.6	86.5	-15.5	90.9	1.7	83.6	91.9	-1.7	91.0	6.6					
1993 10	82.5	91.8	-12.7	89.9	-0.1	78.1	87.3	-14.8	89.5	4.4					
1993 11	79.2	87.8	-10.4	90.2	0.6	88.0	99.5	3.1	88.4	1.5					
1993 12	88.8	95.6	-1.3	92.9	4.4	92.1	103.3	6.6	89.2	1.0					

EU Ausfuhr
SITC 2: ROHSTOFFE
(AUSGEN. NAHRUNGSMITTEL
UND MINERALISCHE
BRENNSTOFFE)

EU Exports
SITC 2: CRUDE
MATERIALS, INEDIBLE,
EXCEPT FUELS

Exportations UE
CTCI 2: MATIERES BRUTES
NON COMESTIBLES, A
L'EXCEPTION DES
CARBURANTS

	Intra-EU Intra-EU Intra-UE					Extra-EU Extra-EU Extra-UE									
	VAL	VOL	VOL Δ%	UV	UV Δ%	VAL	VOL	VOL Δ%	UV	UV Δ%					
	Monatliche Indizes					Monthly Indices					Indices mensuels				
1990 1	109.0	102.5	-3.7	106.3	1.2	106.7	100.5	1.5	106.2	-1.6					
1990 2	107.0	101.8	-4.1	105.1	-2.0	100.4	95.7	-6.4	104.9	-4.5					
1990 3	119.6	115.9	-2.1	103.2	-3.6	113.3	109.5	-4.3	103.5	-6.6					
1990 4	107.5	104.4	-2.2	103.0	-3.3	97.6	96.0	-7.3	101.7	-8.0					
1990 5	106.6	104.5	-3.5	102.0	-4.0	103.4	101.4	-5.3	102.0	-6.8					
1990 6	93.7	93.0	-11.1	100.7	-5.6	98.6	98.6	-10.0	100.0	-10.9					
1990 7	86.1	87.6	-0.6	98.3	-7.2	92.0	92.0	-2.7	100.0	-10.2					
1990 8	76.5	78.9	-4.6	97.0	-8.7	99.2	101.4	1.6	97.8	-10.7					
1990 9	97.0	96.2	-9.6	100.8	-5.3	94.9	94.5	-9.4	100.4	-8.9					
1990 10	112.6	117.2	4.5	96.1	-11.1	114.3	119.3	2.7	95.8	-12.8					
1990 11	104.3	111.5	3.5	93.5	-12.4	105.1	111.7	13.1	94.1	-13.4					
1990 12	82.6	88.9	-6.1	92.9	-12.9	94.3	99.1	3.2	95.2	-11.3					
1991 1	101.9	107.6	5.0	94.7	-10.9	107.4	111.0	10.4	96.8	-8.9					
1991 2	93.9	98.8	-2.9	95.0	-9.6	101.3	105.8	10.6	95.7	-8.8					
1991 3	106.5	113.8	-1.8	93.6	-9.3	114.5	119.4	9.0	95.9	-7.3					
1991 4	102.1	110.0	5.4	92.8	-9.9	115.5	121.5	26.6	95.1	-6.5					
1991 5	104.8	110.4	5.6	94.9	-7.0	124.4	124.0	22.3	100.3	-1.7					
1991 6	92.7	99.1	6.6	93.5	-7.1	107.7	110.6	12.2	97.4	-2.6					
1991 7	84.5	93.2	6.4	90.7	-7.7	114.7	116.8	27.0	98.2	-1.8					
1991 8	74.7	80.5	2.0	92.8	-4.3	107.1	109.2	7.7	98.1	0.3					
1991 9	93.2	103.6	7.7	90.0	-10.7	109.0	114.7	21.4	95.0	-5.4					
1991 10	106.4	118.2	0.9	90.0	-6.3	132.1	138.9	16.4	95.1	-0.7					
1991 11	94.1	104.3	-6.5	90.2	-3.5	115.0	120.8	8.1	95.2	1.2					
1991 12	89.7	99.1	11.5	90.5	-2.6	116.7	122.5	23.6	95.3	0.1					
1992 1	98.6	106.3	-1.2	92.8	-2.0	105.1	110.4	-0.5	95.2	-1.7					
1992 2	101.6	108.7	10.0	93.5	-1.6	106.7	111.1	5.0	96.0	0.3					
1992 3	112.8	122.9	8.0	91.8	-1.9	128.5	135.6	13.6	94.8	-1.1					
1992 4	104.9	114.6	4.2	91.5	-1.4	120.4	125.7	3.5	95.8	0.7					
1992 5	94.5	103.2	-6.5	91.6	-3.5	106.3	112.3	-9.4	94.7	-5.6					
1992 6	91.2	100.2	1.1	91.0	-2.7	97.0	105.1	-5.0	92.3	-5.2					
1992 7	82.6	92.0	-1.3	89.8	-1.0	108.0	115.0	-1.5	93.9	-4.4					
1992 8	64.6	73.6	-8.6	87.8	-5.4	93.2	101.3	-7.2	92.0	-6.2					
1992 9	92.6	104.0	0.4	89.0	-1.1	106.7	116.2	1.3	91.8	-3.4					
1992 10	94.5	107.0	-9.5	88.3	-1.9	117.0	126.5	-8.9	92.5	-2.7					
1992 11	86.1	97.0	-7.0	88.8	-1.6	109.2	118.6	-1.8	92.1	-3.3					
1992 12	81.0	91.1	-8.1	88.9	-1.8	113.4	121.3	-1.0	93.5	-1.9					
1993 1	74.8	81.0	-23.8	92.3	-0.5	101.0	107.3	-2.8	94.1	-1.2					
1993 2	77.8	87.8	-19.2	88.6	-5.2	106.4	111.4	0.3	95.5	-0.5					
1993 3	91.1	100.4	-18.3	90.7	-1.2	126.0	131.7	-2.9	95.7	0.9					
1993 4	81.3	90.1	-21.4	90.2	-1.4	114.1	120.6	-4.1	94.6	-1.3					
1993 5	72.7	82.2	-20.3	88.4	-3.5	106.6	112.1	-0.2	95.1	0.4					
1993 6	78.7	87.4	-12.8	90.1	-1.0	111.3	118.8	13.0	93.7	1.5					
1993 7	63.1	69.5	-24.5	90.8	1.1	103.6	110.0	-4.3	94.2	0.3					
1993 8	58.3	66.9	-9.1	87.2	-0.7	104.7	111.0	9.6	94.3	2.5					
1993 9	79.8	89.5	-13.9	89.2	0.2	122.6	129.7	11.6	94.5	2.9					
1993 10	78.2	85.2	-20.4	91.8	4.0	122.0	132.7	4.9	91.9	-0.6					
1993 11	79.3	85.2	-12.2	93.1	4.8	116.7	125.6	5.9	92.9	0.9					
1993 12	79.2	84.3	-7.5	94.0	5.7	131.2	138.1	13.8	95.0	1.6					

SITC 2: ROHSTOFFE
(AUSGEN. NAHRUNGSMITTEL
UND MINERALISCHE
BRENNSTOFFE)

SITC 2: CRUDE
MATERIALS, INEDIBLE,
EXCEPT FUELS

CTCI 2: MATIERES BRUTES
NON COMESTIBLES, A
L'EXCEPTION DES
CARBURANTS

	Vereinigte Staaten United States of America Etats-Unis					Japan Japan Japon									
	VAL	VOL	VOL Δ%	UV	UV Δ%	VAL	VOL	VOL Δ%	UV	UV Δ%					
	Jährliche Indizes					Annual Indices					Indices annuels				
1989	115.0	99.9	:	115.1	:	116.7	111.8	:	104.4	:					
1990	100.0	100.0	0.1	100.0	-13.1	100.0	100.0	-10.6	100.0	-4.2					
1991	92.2	94.7	-5.3	97.4	-2.6	115.2	114.6	14.6	100.5	0.5					
1992	95.6	101.7	7.4	94.0	-3.5	110.5	112.3	-2.0	98.4	-2.1					
1993	86.6	85.8	-15.6	100.9	7.3	92.8	91.2	-18.8	101.7	3.4					
	Vierteljährliche Indizes					Quarterly indices					Indices trimestriels				
1989 1	141.6	122.9	:	115.2	:	121.5	116.7	:	104.1	:					
1989 2	120.6	99.6	:	121.1	:	123.3	117.7	:	104.8	:					
1989 3	90.0	77.6	:	116.0	:	118.2	112.4	:	105.2	:					
1989 4	108.3	99.9	:	108.4	:	104.2	100.7	:	103.5	:					
1990 1	135.7	132.3	7.6	102.6	-10.9	113.0	109.1	-6.5	103.6	-0.5					
1990 2	114.1	112.0	12.4	101.9	-15.9	106.7	105.4	-10.5	101.2	-3.4					
1990 3	71.0	71.4	-8.0	99.5	-14.2	93.6	95.9	-14.7	97.6	-7.2					
1990 4	80.1	85.4	-14.5	93.8	-13.5	85.6	88.4	-12.2	96.8	-6.5					
1991 1	105.2	113.6	-14.1	92.6	-9.7	117.4	117.8	8.0	99.7	-3.8					
1991 2	97.0	95.5	-14.7	101.6	-0.3	115.0	114.1	8.3	100.8	-0.4					
1991 3	75.5	74.2	3.9	101.7	2.2	127.1	124.6	29.9	102.0	4.5					
1991 4	91.5	95.6	11.9	95.7	2.0	100.9	101.8	15.2	99.1	2.4					
1992 1	118.7	126.8	11.6	93.6	1.1	126.5	125.6	6.6	100.7	1.0					
1992 2	96.9	99.5	4.2	97.4	-4.1	114.3	116.5	2.1	98.1	-2.7					
1992 3	68.3	75.0	1.1	91.1	-10.4	102.3	108.0	-13.3	94.7	-7.2					
1992 4	99.3	106.3	11.2	93.4	-2.4	99.0	99.2	-2.6	99.8	0.7					
1993 1	114.3	116.4	-8.2	98.2	4.9	100.7	99.1	-21.1	101.6	0.9					
1993 2	79.4	80.2	-19.4	99.0	1.6	97.2	97.1	-16.7	100.1	2.0					
1993 3	63.4	60.3	-19.6	105.2	15.5	82.3	78.8	-27.0	104.5	10.3					
1993 4	88.8	86.0	-19.1	103.2	10.5	91.0	89.8	-9.5	101.3	1.5					
	Monatliche Indizes					Monthly Indices					Indices mensuels				
1989 1	143.4	128.3	:	111.8	:	145.2	143.3	:	101.3	:					
1989 2	141.5	121.8	:	116.2	:	101.6	95.4	:	106.5	:					
1989 3	139.6	118.5	:	117.8	:	117.6	111.4	:	105.6	:					
1989 4	132.7	111.2	:	119.3	:	121.9	116.9	:	104.3	:					
1989 5	118.0	99.3	:	118.8	:	113.1	107.8	:	104.9	:					
1989 6	111.2	88.3	:	125.9	:	135.0	128.3	:	105.2	:					
1989 7	95.4	81.4	:	117.2	:	91.6	90.2	:	101.5	:					
1989 8	83.1	73.2	:	113.5	:	141.5	134.0	:	105.6	:					
1989 9	91.3	78.0	:	117.1	:	121.5	112.9	:	107.6	:					
1989 10	88.5	78.4	:	112.9	:	115.7	107.3	:	107.8	:					
1989 11	125.4	113.8	:	110.2	:	105.1	105.3	:	99.8	:					
1989 12	110.9	107.5	:	103.2	:	91.9	89.6	:	102.6	:					

EU Ausfuhr
SITC 2: ROHSTOFFE
(AUSGEN. NAHRUNGSMITTEL
UND MINERALISCHE
BRENNSTOFFE)

EU Exports
SITC 2: CRUDE
MATERIALS, INEDIBLE,
EXCEPT FUELS

Exportations UE
CTCI 2: MATIERES BRUTES
NON COMESTIBLES, A
L'EXCEPTION DES
CARBURANTS

	Vereinigte Staaten United States of America Etats-Unis					Japan Japan Japon									
	VAL	VOL	VOL Δ%	UV	UV Δ%	VAL	VOL	VOL Δ%	UV	UV Δ%					
	Jährliche Indizes					Annual Indices					Indices annuels				
1989	120.6	108.4	:	111.3	:	114.4	100.2	:	114.2	:					
1990	100.0	100.0	-7.7	100.0	-10.2	100.0	100.0	-0.2	100.0	-12.4					
1991	99.0	97.5	-2.5	101.5	1.5	100.9	103.3	3.3	97.7	-2.3					
1992	95.9	96.1	-1.4	99.8	-1.7	94.3	100.5	-2.7	93.8	-4.0					
1993	108.1	102.4	6.6	105.6	5.8	127.6	139.9	39.2	91.2	-2.8					
	Vierteljährliche Indizes					Quarterly Indices					Indices trimestriels				
1989 1	122.4	110.5	:	110.8	:	116.5	100.8	:	115.6	:					
1989 2	118.9	106.3	:	111.9	:	98.1	86.7	:	113.2	:					
1989 3	129.2	116.7	:	110.7	:	115.3	99.2	:	116.2	:					
1989 4	110.0	98.2	:	112.0	:	119.7	107.0	:	111.9	:					
1990 1	104.7	99.3	-10.1	105.4	-4.9	105.1	94.3	-6.4	111.5	-3.5					
1990 2	94.5	96.3	-9.4	98.1	-12.3	104.6	103.3	19.1	101.3	-10.5					
1990 3	105.7	108.0	-7.5	97.9	-11.6	99.0	102.9	3.7	96.2	-17.2					
1990 4	95.7	97.0	-1.2	98.7	-11.9	111.5	119.6	11.8	93.2	-16.7					
1991 1	93.4	96.0	-3.3	97.3	-7.7	103.1	104.1	10.4	99.0	-11.2					
1991 2	96.3	96.3	0.0	100.0	1.9	102.2	100.9	-2.3	101.3	0.0					
1991 3	120.1	117.6	8.9	102.1	4.3	93.5	98.2	-4.6	95.2	-1.0					
1991 4	112.9	106.3	9.6	106.2	7.6	125.4	131.0	9.5	95.7	2.7					
1992 1	91.3	93.2	-2.9	98.0	0.7	102.7	105.6	1.4	97.3	-1.7					
1992 2	88.7	89.9	-6.6	98.7	-1.3	85.2	89.6	-11.2	95.1	-6.1					
1992 3	110.3	107.3	-8.8	102.8	0.7	74.3	83.6	-14.9	88.9	-6.6					
1992 4	100.5	101.3	-4.7	99.2	-6.6	112.5	120.7	-7.9	93.2	-2.6					
1993 1	100.1	96.0	3.0	104.3	6.4	116.0	116.6	10.4	99.5	2.3					
1993 2	92.2	88.1	-2.0	104.6	6.0	105.2	110.0	22.8	95.6	0.5					
1993 3	99.7	93.3	-13.0	106.9	4.0	144.4	162.8	94.7	88.7	-0.2					
1993 4	108.8	102.3	1.0	106.4	7.3	117.4	139.9	15.9	83.9	-10.0					
	Monatliche Indizes					Monthly Indices					Indices mensuels				
1989 1	110.8	100.0	:	110.8	:	110.7	99.0	:	111.8	:					
1989 2	118.8	107.4	:	110.6	:	108.6	94.5	:	114.9	:					
1989 3	137.5	124.0	:	110.9	:	130.4	108.9	:	119.7	:					
1989 4	103.4	97.3	:	106.3	:	97.3	84.0	:	115.8	:					
1989 5	124.0	111.9	:	110.8	:	106.3	96.0	:	110.7	:					
1989 6	129.3	109.5	:	118.1	:	90.8	80.0	:	113.5	:					
1989 7	104.7	91.3	:	114.7	:	107.4	92.3	:	116.4	:					
1989 8	146.8	133.0	:	110.4	:	129.3	111.5	:	116.0	:					
1989 9	136.3	125.9	:	108.3	:	109.1	93.9	:	116.2	:					
1989 10	128.1	114.0	:	112.4	:	146.3	128.3	:	114.0	:					
1989 11	104.9	93.5	:	112.2	:	117.6	103.0	:	114.2	:					
1989 12	96.7	87.0	:	111.2	:	95.2	89.6	:	106.3	:					

SITC 2: ROHSTOFFE
(AUSGEN. NAHRUNGSMITTEL
UND MINERALISCHE
BRENNSTOFFE)

SITC 2: CRUDE
MATERIALS, INEDIBLE,
EXCEPT FUELS

CTCI 2: MATIERES BRUTES
NON COMESTIBLES, A
L'EXCEPTION DES
CARBURANTS

	Vereinigte Staaten United States of America Etats-Unis					Japan Japan Japon									
	VAL	VOL	VOL Δ%	UV	UV Δ%	VAL	VOL	VOL Δ%	UV	UV Δ%					
	Monatliche Indizes					Monthly Indices					Indices mensuels				
1990 1	135.2	131.1	2.2	103.1	-7.8	113.1	112.1	-21.8	100.9	-0.4					
1990 2	137.8	134.4	10.3	102.5	-11.8	100.1	96.7	1.4	103.5	-2.8					
1990 3	134.4	131.4	10.9	102.3	-13.2	126.0	118.6	6.5	106.2	0.6					
1990 4	128.9	124.4	11.9	103.6	-13.2	112.7	110.1	-5.8	102.4	-1.8					
1990 5	124.1	123.7	24.6	100.3	-15.6	106.7	109.0	1.1	97.9	-6.7					
1990 6	89.6	88.0	-0.3	101.8	-19.1	100.4	97.1	-24.3	103.4	-1.7					
1990 7	81.1	79.7	-2.1	101.8	-13.1	88.6	89.3	-1.0	99.2	-2.3					
1990 8	66.0	67.8	-7.4	97.3	-14.3	112.7	116.5	-13.1	96.7	-8.4					
1990 9	66.3	66.9	-14.2	99.1	-15.4	79.5	81.8	-27.5	97.2	-9.7					
1990 10	77.0	83.5	6.5	92.2	-18.3	86.4	88.3	-17.7	97.9	-9.2					
1990 11	81.7	84.8	-25.5	96.4	-12.5	94.8	99.0	-6.0	95.8	-4.0					
1990 12	81.7	87.8	-18.3	93.0	-9.9	75.5	78.0	-12.9	96.8	-5.7					
1991 1	117.0	124.7	-4.9	93.8	-9.0	154.9	156.5	39.6	99.0	-1.9					
1991 2	92.9	102.4	-23.8	90.7	-11.5	84.5	85.7	-11.4	98.6	-4.7					
1991 3	105.9	113.8	-13.4	93.1	-9.0	113.1	111.3	-6.2	101.6	-4.3					
1991 4	113.3	113.6	-8.7	99.7	-3.8	123.4	126.2	14.6	97.8	-4.5					
1991 5	91.4	89.7	-27.5	101.9	1.6	121.5	117.6	7.9	103.3	5.5					
1991 6	86.3	83.1	-5.6	103.8	2.0	100.2	98.4	1.3	101.8	-1.5					
1991 7	91.1	86.9	9.0	104.8	2.9	120.6	119.8	34.2	100.7	1.5					
1991 8	66.6	66.2	-2.4	100.6	3.4	153.0	147.8	26.9	103.5	7.0					
1991 9	68.8	69.6	4.0	98.8	-0.3	107.8	106.2	29.8	101.5	4.4					
1991 10	82.5	85.7	2.6	96.3	4.4	109.3	111.1	25.8	98.4	0.5					
1991 11	94.8	96.0	13.2	98.7	2.4	107.4	108.9	10.0	98.6	2.9					
1991 12	97.3	105.2	19.8	92.5	-0.5	86.1	85.5	9.6	100.7	4.0					
1992 1	111.6	122.6	-1.7	91.0	-3.0	125.9	123.9	-20.8	101.6	2.6					
1992 2	107.6	114.3	11.6	94.1	3.7	116.6	119.5	39.4	97.6	-1.0					
1992 3	137.2	143.5	26.1	95.6	2.7	137.0	133.5	19.9	102.6	1.0					
1992 4	109.7	115.1	1.3	95.3	-4.4	123.1	125.5	-0.6	98.1	0.3					
1992 5	99.4	101.2	12.8	98.2	-3.6	111.6	113.5	-3.5	98.3	-4.8					
1992 6	81.9	82.2	-1.1	99.6	-4.0	108.1	110.4	12.2	97.9	-3.8					
1992 7	85.6	92.5	6.4	92.5	-11.7	114.3	117.1	-2.3	97.6	-3.1					
1992 8	55.5	61.1	-7.7	90.9	-9.6	84.4	90.1	-39.0	93.7	-9.5					
1992 9	63.7	71.3	2.4	89.4	-9.5	108.2	116.9	10.1	92.6	-8.8					
1992 10	91.4	100.7	17.5	90.8	-5.7	93.7	96.2	-13.4	97.4	-1.0					
1992 11	98.5	108.4	12.9	90.9	-7.9	100.7	103.8	-4.7	97.0	-1.6					
1992 12	107.9	109.9	4.5	98.2	6.2	102.5	97.5	14.0	105.1	4.4					
1993 1	94.2	96.5	-21.3	97.6	7.3	94.6	95.7	-22.8	98.9	-2.7					
1993 2	118.2	121.1	5.9	97.6	3.7	97.1	95.0	-20.5	102.2	4.7					
1993 3	130.4	131.5	-8.4	99.2	3.8	110.3	106.6	-20.1	103.5	0.9					
1993 4	95.9	97.6	-15.2	98.3	3.1	102.6	103.6	-17.5	99.0	0.9					
1993 5	74.9	76.7	-24.2	97.7	-0.5	89.4	88.3	-22.2	101.2	3.0					
1993 6	67.5	66.4	-19.2	101.6	2.0	99.6	99.3	-10.1	100.3	2.5					
1993 7	61.6	59.2	-36.0	104.0	12.4	91.9	90.0	-23.1	102.1	4.6					
1993 8	56.2	53.6	-12.3	104.8	15.3	72.8	67.1	-25.5	108.5	15.8					
1993 9	72.6	68.1	-4.5	106.6	19.2	82.3	79.4	-32.1	103.7	12.0					
1993 10	67.8	66.5	-34.0	101.9	12.2	94.0	89.9	-6.5	104.6	7.4					
1993 11	87.6	85.7	-20.9	102.2	12.4	91.3	94.0	-9.4	97.1	0.1					
1993 12	110.7	105.6	-3.9	104.8	6.7	87.6	85.4	-12.4	102.6	-2.4					

EU Ausfuhr
SITC 2: ROHSTOFFE
(AUSGEN. NAHRUNGSMITTEL
UND MINERALISCHE
BRENNSTOFFE)

EU Exports
SITC 2: CRUDE
MATERIALS, INEDIBLE,
EXCEPT FUELS

Exportations UE
CTCI 2: MATIERES BRUTES
NON COMESTIBLES, A
L'EXCEPTION DES
CARBURANTS

	Vereinigte Staaten United States of America Etats-Unis					Japan Japan Japon									
	VAL	VOL	VOL Δ%	UV	UV Δ%	VAL	VOL	VOL Δ%	UV	UV Δ%					
	Monatliche Indizes					Monthly Indices					Indices mensuels				
1990 1	117.5	109.8	9.8	107.0	-3.4	95.9	84.4	-14.7	113.6	1.6					
1990 2	98.6	91.7	-14.6	107.5	-2.8	120.6	107.1	13.3	112.6	-2.0					
1990 3	97.9	96.5	-22.2	101.5	-8.5	98.7	91.2	-16.3	108.2	-9.6					
1990 4	88.5	89.8	-7.7	98.6	-7.2	90.5	85.6	1.9	105.7	-8.7					
1990 5	91.9	92.6	-17.2	99.2	-10.5	111.3	111.7	16.4	99.6	-10.0					
1990 6	102.9	106.5	-2.7	96.6	-18.2	112.1	112.7	40.9	99.5	-12.3					
1990 7	106.7	110.5	21.0	96.6	-15.8	114.5	117.3	27.1	97.6	-16.2					
1990 8	110.7	112.6	-15.3	98.3	-11.0	82.7	85.6	-23.2	96.6	-16.7					
1990 9	99.8	100.8	-19.9	99.0	-8.6	99.7	105.8	12.7	94.2	-18.9					
1990 10	106.9	105.3	-7.6	101.5	-9.7	150.4	161.0	25.5	93.4	-18.1					
1990 11	89.1	93.3	-0.2	95.5	-14.9	84.0	88.3	-14.3	95.1	-16.7					
1990 12	91.3	92.3	6.1	98.9	-11.1	100.1	109.5	22.2	91.4	-14.0					
1991 1	94.1	94.5	-13.9	99.6	-6.9	120.8	123.0	45.7	98.2	-13.6					
1991 2	101.7	107.4	17.1	94.7	-11.9	97.1	98.7	-7.8	98.4	-12.6					
1991 3	84.4	86.3	-10.6	97.8	-3.6	91.1	90.4	-0.9	100.8	-6.8					
1991 4	89.8	96.9	7.9	92.7	-6.0	93.0	97.8	14.3	95.1	-10.0					
1991 5	98.6	91.5	-1.2	107.8	8.7	121.2	115.0	3.0	105.4	5.8					
1991 6	100.3	100.4	-5.7	99.9	3.4	92.3	89.9	-20.2	102.7	3.2					
1991 7	111.2	107.3	-2.9	103.6	7.2	113.7	114.3	-2.6	99.5	1.9					
1991 8	123.4	119.2	5.9	103.5	5.3	68.6	73.8	-13.8	93.0	-3.7					
1991 9	125.8	126.4	25.4	99.5	0.5	98.2	106.5	0.7	92.2	-2.1					
1991 10	125.8	118.8	12.8	105.9	4.3	134.8	141.3	-12.2	95.4	2.1					
1991 11	111.2	105.1	12.6	105.8	10.8	129.4	135.6	53.6	95.4	0.3					
1991 12	101.7	94.9	2.8	107.2	8.4	112.0	116.1	6.0	96.5	5.6					
1992 1	94.4	95.0	0.5	99.4	-0.2	104.9	108.4	-11.9	96.8	-1.4					
1992 2	87.9	89.9	-16.3	97.8	3.3	107.6	109.5	10.9	98.3	-0.1					
1992 3	91.6	94.5	9.5	96.9	-0.9	95.6	98.8	9.3	96.8	-4.0					
1992 4	96.3	96.5	-0.4	99.8	7.7	96.1	96.6	-1.2	99.5	4.6					
1992 5	84.1	82.9	-9.4	101.4	-5.9	68.6	72.0	-37.4	95.3	-9.6					
1992 6	85.7	90.2	-10.2	95.0	-4.9	91.3	100.4	11.7	90.9	-11.5					
1992 7	117.0	111.3	3.7	105.1	1.4	71.8	79.3	-30.6	90.5	-9.0					
1992 8	94.9	92.8	-22.1	102.3	-1.2	61.1	67.9	-8.0	90.0	-3.2					
1992 9	119.1	117.7	-6.9	101.2	1.7	90.0	103.5	-2.8	87.0	-5.6					
1992 10	102.1	103.1	-13.2	99.0	-6.5	122.4	126.7	-10.3	96.6	1.3					
1992 11	89.9	92.3	-12.2	97.4	-7.9	96.2	107.5	-20.7	89.5	-6.2					
1992 12	109.4	108.4	14.2	100.9	-5.9	118.7	127.8	10.1	92.9	-3.7					
1993 1	99.7	97.0	2.1	102.8	3.4	93.5	94.6	-12.7	98.8	2.1					
1993 2	102.0	97.8	8.8	104.3	6.6	125.4	125.5	14.6	99.9	1.6					
1993 3	98.7	93.2	-1.4	105.9	9.3	129.1	129.6	31.2	99.6	2.9					
1993 4	99.0	92.8	-3.8	106.7	6.9	111.4	118.0	22.2	94.4	-5.1					
1993 5	84.2	81.0	-2.3	104.0	2.6	105.1	111.9	55.4	93.9	-1.5					
1993 6	93.4	90.6	0.4	103.1	8.5	99.0	100.0	-0.4	99.0	8.9					
1993 7	96.7	91.1	-18.1	106.2	1.0	129.2	138.8	75.0	93.1	2.9					
1993 8	95.4	90.5	-2.5	105.4	3.0	173.6	196.2	189.0	88.5	-1.7					
1993 9	107.0	98.3	-16.5	108.9	7.6	130.3	153.1	47.9	85.1	-2.2					
1993 10	107.0	99.3	-3.7	107.8	8.9	95.3	115.5	-8.8	82.5	-14.6					
1993 11	96.8	90.5	-2.0	107.0	9.9	92.4	109.0	1.4	84.8	-5.3					
1993 12	122.9	117.2	8.1	104.9	4.0	164.6	195.2	52.7	84.3	-9.3					

**SITC 3: MINERALISCHE
BRENNSTOFFE,
SCHMIERMITTEL UND
VERWANDTE
ERZEUGNISSE**

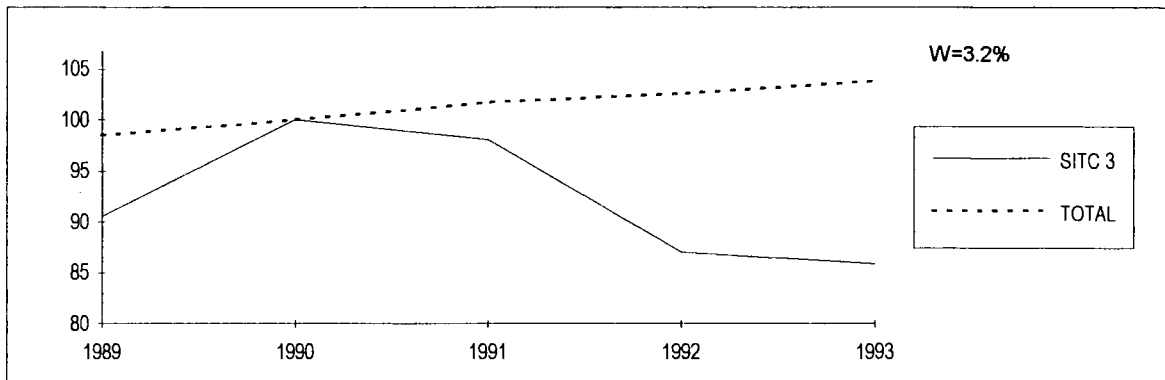
**SITC 3: MINERAL
FUELS, LUBRICANTS
AND RELATED
MATERIALS**

**CTCI 3: COMBUSTIBLES
MINERAUX,
LUBRIFIANTS ET
PRODUITS CONNEXES**

Intra-EU Einfuhren

Intra-EU Imports

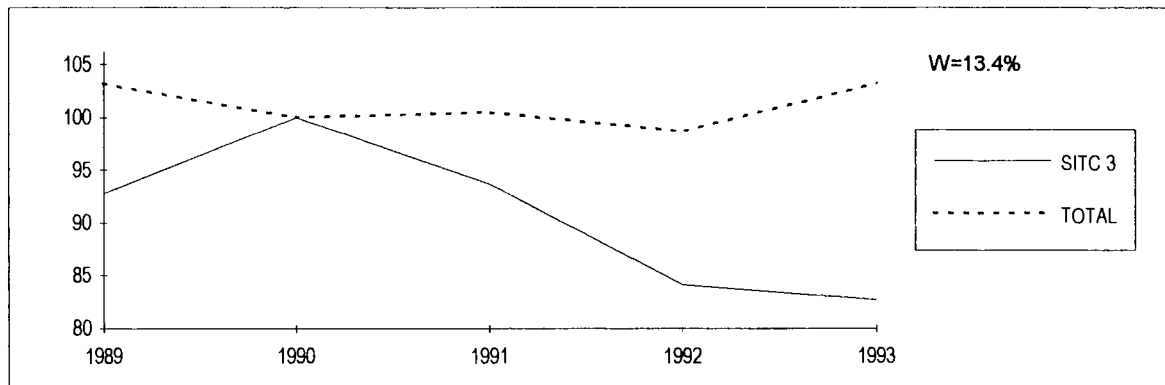
Importations intra-UE



Extra-EU Einfuhren

Extra-EU Imports

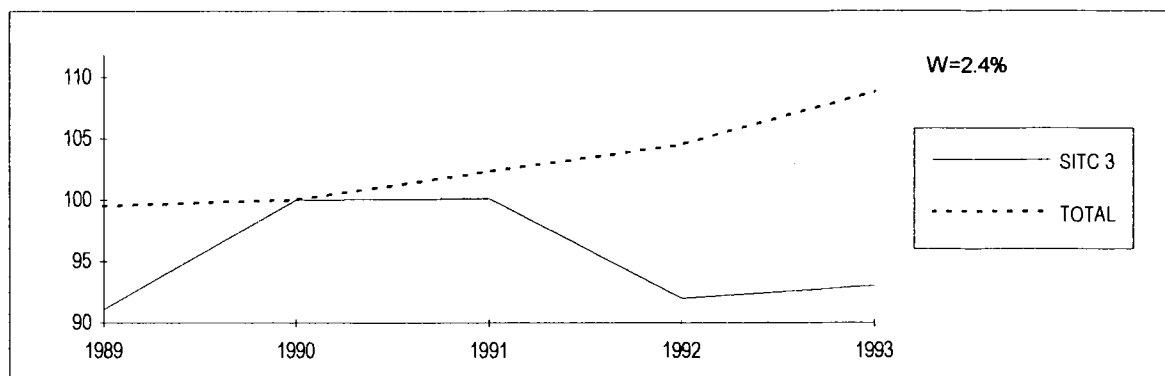
Importations extra-UE



Extra-EU Ausfuhren

Extra-EU Exports

Exportations extra-UE



Volumenindizes

Volume Indices

Indices de volume

**SITC 3: MINERALISCHE
BRENNSTOFFE,
SCHMIERMITTEL UND
VERWANDTE
ERZEUGNISSE**

**SITC 3: MINERAL
FUELS, LUBRICANTS
AND RELATED
MATERIALS**

**CTCI 3: COMBUSTIBLES
MINERAUX,
LUBRIFIANTS ET
PRODUITS CONNEXES**

Intra-EU Einfuhren

Intra-EU Imports

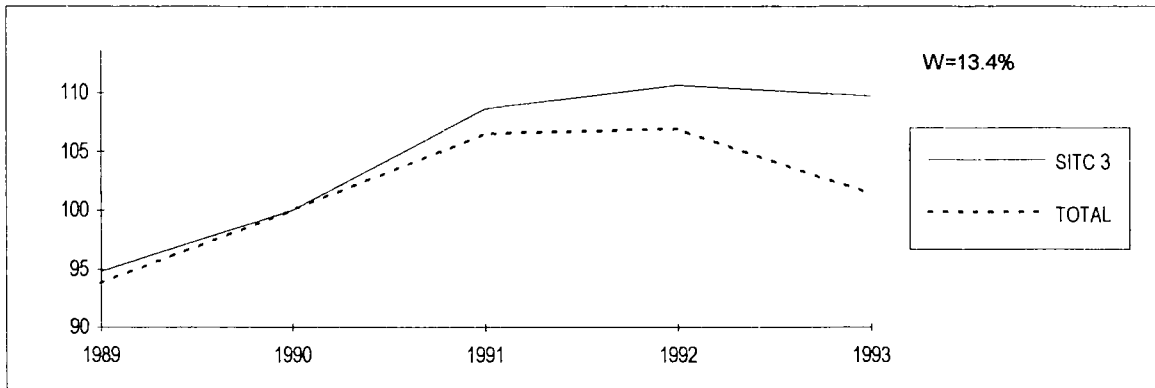
Importations intra-UE



Extra-EU Einfuhren

Extra-EU Imports

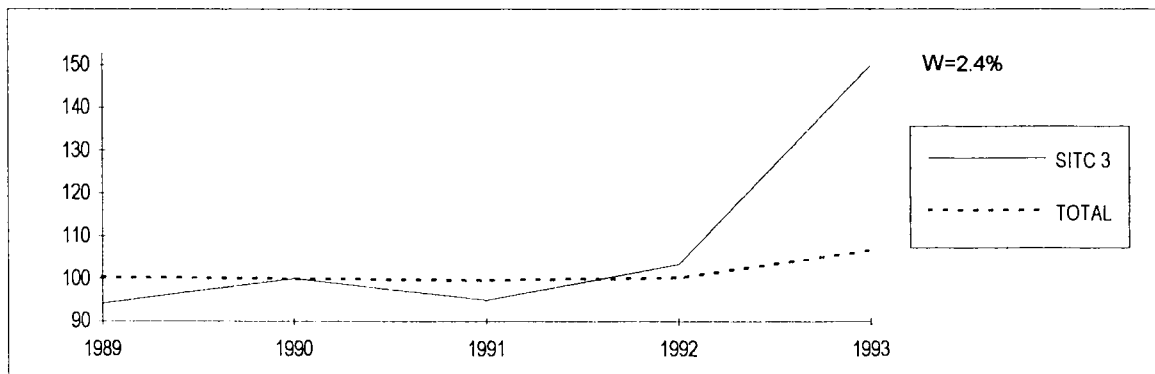
Importations extra-UE



Extra-EU Ausfuhren

Extra-EU Exports

Exportations extra-UE



SITC 3: MINERALISCHE
BRENNSTOFFE,
SCHMIERMITTEL UND
VERWANDTE ERZEUGNISSE

SITC 3: MINERAL FUELS,
LUBRICANTS AND
RELATED MATERIALS

CTCI 3: COMBUSTIBLES
MINERAUX, LUBRIFIANTS ET
PRODUITS CONNEXES

	Intra-EU Intra-EU Intra-UE					Extra-EU Extra-EU Extra-UE									
	VAL	VOL	VOL Δ%	UV	UV Δ%	VAL	VOL	VOL Δ%	UV	UV Δ%					
	Jährliche Indizes					Annual Indices					Indices annuels				
1989	87.5	96.6	:	90.6	:	88.0	94.8	:	92.8	:					
1990	100.0	100.0	3.5	100.0	10.4	100.0	100.0	5.5	100.0	7.8					
1991	103.7	105.7	5.7	98.1	-1.9	101.8	108.6	8.6	93.7	-6.3					
1992	92.6	106.3	0.6	87.1	-11.2	93.0	110.6	1.8	84.1	-10.2					
1993	96.2	112.0	5.4	85.9	-1.4	90.7	109.7	-0.8	82.7	-1.7					
	Quarteljährliche Indizes					Quarterly Indices					Indices trimestriels				
1989 1	73.2	88.7	:	82.5	:	80.6	95.1	:	84.8	:					
1989 2	90.1	96.1	:	93.8	:	88.3	92.8	:	95.1	:					
1989 3	90.7	100.1	:	90.6	:	87.4	92.9	:	94.1	:					
1989 4	101.8	108.0	:	94.3	:	96.8	99.8	:	97.0	:					
1990 1	92.0	97.8	10.3	94.1	14.1	94.9	99.1	4.2	95.8	13.0					
1990 2	82.5	98.5	2.5	83.8	-10.7	82.5	102.1	10.0	80.8	-15.0					
1990 3	98.8	101.7	1.6	97.1	7.2	95.3	100.6	8.3	94.7	0.6					
1990 4	128.1	103.4	-4.3	123.9	31.4	126.7	97.7	-2.1	129.7	33.7					
1991 1	113.0	109.0	11.5	103.7	10.2	105.5	108.3	9.3	97.4	1.7					
1991 2	93.8	98.6	0.1	95.1	13.5	93.2	102.9	0.8	90.6	12.1					
1991 3	99.6	103.1	1.4	96.6	-0.5	100.8	108.4	7.8	93.0	-1.8					
1991 4	105.8	109.3	5.7	96.8	-21.9	105.3	112.3	14.9	93.8	-27.7					
1992 1	95.9	112.6	3.3	85.2	-17.8	92.8	113.7	5.0	81.6	-16.2					
1992 2	89.6	101.2	2.6	88.5	-6.9	93.7	108.3	5.2	86.5	-4.5					
1992 3	91.2	105.1	1.9	86.8	-10.1	92.0	110.8	2.2	83.0	-10.8					
1992 4	94.4	107.1	-2.0	88.1	-9.0	96.4	112.7	0.4	85.5	-8.8					
1993 1	94.2	106.7	-5.2	88.3	3.6	90.5	106.1	-6.7	85.3	4.5					
1993 2	89.7	102.2	1.0	87.8	-0.8	90.9	106.1	-2.0	85.7	-0.9					
1993 3	90.8	105.1	0.0	86.4	-0.5	90.7	110.3	-0.5	82.2	-1.0					
1993 4	105.7	129.0	20.4	81.9	-7.0	90.6	116.3	3.2	77.9	-8.9					
	Monatliche Indizes					Monthly Indices					Indices mensuels				
1989 1	71.0	88.8	:	79.9	:	84.0	102.1	:	82.3	:					
1989 2	71.9	86.8	:	82.8	:	77.2	90.5	:	85.3	:					
1989 3	76.6	90.5	:	84.6	:	80.9	92.8	:	87.2	:					
1989 4	83.6	91.7	:	91.2	:	80.5	86.9	:	92.6	:					
1989 5	102.2	106.3	:	96.1	:	93.6	98.3	:	95.2	:					
1989 6	84.8	90.4	:	93.8	:	90.6	93.2	:	97.2	:					
1989 7	87.4	95.9	:	91.1	:	82.6	87.4	:	94.5	:					
1989 8	88.9	99.8	:	89.1	:	91.8	99.6	:	92.2	:					
1989 9	95.6	104.5	:	91.5	:	87.7	91.6	:	95.7	:					
1989 10	100.1	106.9	:	93.6	:	94.8	97.3	:	97.4	:					
1989 11	98.9	104.9	:	94.3	:	100.0	104.3	:	95.9	:					
1989 12	106.6	112.2	:	95.0	:	95.6	97.7	:	97.9	:					

**SITC 3: MINERALISCHE
BRENNSTOFFE,
SCHMIERMITTEL UND
VERWANDTE ERZEUGNISSE**

**SITC 3: MINERAL FUELS,
LUBRICANTS AND
RELATED MATERIALS**

**CTCI 3: COMBUSTIBLES
MINERAUX, LUBRIFIANTS ET
PRODUITS CONNEXES**

	Intra-EU Intra-EU Intra-UE					Extra-EU Extra-EU Extra-UE									
	VAL	VOL	VOL Δ%	UV	UV Δ%	VAL	VOL	VOL Δ%	UV	UV Δ%					
	Jährliche Indizes					Annual Indices					Indices annuels				
1989	90.1	100.5	:	89.7	:	85.8	94.2	:	91.1	:					
1990	100.0	100.0	-0.5	100.0	11.5	100.0	100.0	6.2	100.0	9.8					
1991	104.1	102.7	2.7	101.4	1.4	95.1	95.0	-5.0	100.1	0.1					
1992	92.8	100.3	-2.3	92.5	-8.8	95.0	103.3	8.7	92.0	-8.1					
1993	97.4	105.9	5.6	92.0	-0.5	139.4	149.9	45.1	93.0	1.1					
	Vierteljährliche Indizes					Quarterly Indices					Indices trimestriels				
1989 1	82.0	101.7	:	80.6	:	80.5	95.2	:	84.6	:					
1989 2	86.2	92.9	:	92.8	:	84.4	90.1	:	93.7	:					
1989 3	88.1	94.3	:	93.4	:	91.6	99.9	:	91.7	:					
1989 4	102.7	111.1	:	92.4	:	98.7	104.8	:	94.2	:					
1990 1	97.1	101.6	-0.1	95.6	18.6	95.1	99.4	4.4	95.7	13.1					
1990 2	79.7	90.6	-2.5	88.0	-5.2	91.6	105.6	17.2	86.7	-7.5					
1990 3	91.8	97.0	2.9	94.6	1.3	93.3	94.5	-5.4	98.7	7.6					
1990 4	129.5	108.9	-2.0	118.9	28.7	112.1	92.5	-11.7	121.2	28.7					
1991 1	114.4	107.0	5.3	106.9	11.8	85.7	82.5	-17.0	103.9	8.6					
1991 2	92.2	92.8	2.4	99.4	13.0	89.2	91.2	-13.6	97.8	12.8					
1991 3	88.3	88.1	-9.2	100.2	5.9	103.7	104.3	10.4	99.4	0.7					
1991 4	109.2	110.6	1.6	98.7	-17.0	101.9	102.3	10.6	99.6	-17.8					
1992 1	100.2	110.8	3.6	90.4	-15.4	86.0	94.8	14.9	90.7	-12.7					
1992 2	90.2	96.4	3.9	93.6	-5.8	96.5	102.7	12.6	94.0	-3.9					
1992 3	89.0	94.7	7.5	94.0	-6.2	100.8	112.2	7.6	89.8	-9.7					
1992 4	101.2	109.3	-1.2	92.6	-6.2	108.0	115.8	13.2	93.3	-6.3					
1993 1	96.3	104.2	-6.0	92.4	2.2	122.3	128.7	35.8	95.0	4.7					
1993 2	88.6	92.5	-4.0	95.8	2.4	145.1	151.0	47.0	96.1	2.2					
1993 3	97.2	103.5	9.3	93.9	-0.1	139.2	147.9	31.8	94.1	4.8					
1993 4	105.8	121.3	11.0	87.2	-5.8	149.9	170.7	47.4	87.8	-5.9					
	Monatliche Indizes					Monthly Indices					Indices mensuels				
1989 1	87.9	111.3	:	79.0	:	87.7	106.0	:	82.7	:					
1989 2	74.1	91.4	:	81.1	:	73.1	85.6	:	85.4	:					
1989 3	84.0	102.6	:	81.9	:	80.7	93.8	:	86.0	:					
1989 4	79.6	91.1	:	87.4	:	78.9	88.8	:	88.8	:					
1989 5	88.4	92.6	:	95.5	:	75.4	77.7	:	97.0	:					
1989 6	90.5	94.9	:	95.4	:	98.9	103.7	:	95.4	:					
1989 7	82.9	87.0	:	95.3	:	101.6	111.6	:	91.0	:					
1989 8	86.9	94.6	:	91.9	:	86.8	93.0	:	93.3	:					
1989 9	94.4	101.4	:	93.1	:	86.5	95.0	:	91.1	:					
1989 10	99.0	106.1	:	93.3	:	109.6	116.4	:	94.2	:					
1989 11	104.2	112.7	:	92.5	:	96.1	102.4	:	93.8	:					
1989 12	104.7	114.5	:	91.4	:	90.5	95.7	:	94.6	:					

**SITC 3: MINERALISCHE
BRENNSTOFFE,
SCHMIERMITTEL UND
VERWANDTE ERZEUGNISSE**

**SITC 3: MINERAL FUELS,
LUBRICANTS AND
RELATED MATERIALS**

**CTCI 3: COMBUSTIBLES
MINERAUX, LUBRIFIANTS ET
PRODUITS CONNEXES**

	Intra-EU Intra-EU Intra-UE					Extra-EU Extra-EU Extra-UE									
	VAL	VOL	VOL Δ%	UV	UV Δ%	VAL	VOL	VOL Δ%	UV	UV Δ%					
	Monatliche Indizes					Monthly Indices					Indices mensuels				
1990 1	105.4	108.3	22.0	97.3	21.8	104.5	105.4	3.2	99.1	20.4					
1990 2	85.3	90.2	3.9	94.6	14.3	87.7	90.9	0.4	96.5	13.1					
1990 3	85.2	94.8	4.8	89.9	6.3	92.5	100.9	8.7	91.7	5.2					
1990 4	90.3	103.5	12.9	87.2	-4.4	82.4	96.4	10.9	85.5	-7.7					
1990 5	83.2	99.9	-6.0	83.3	-13.3	87.2	108.1	10.0	80.7	-15.2					
1990 6	74.0	91.9	1.7	80.5	-14.2	77.9	101.7	9.1	76.6	-21.2					
1990 7	81.2	102.5	6.9	79.2	-13.1	82.7	109.6	25.4	75.5	-20.1					
1990 8	96.0	100.6	0.8	95.4	7.1	96.6	102.5	2.9	94.2	2.2					
1990 9	118.9	101.8	-2.6	116.8	27.7	106.6	89.8	-2.0	118.7	24.0					
1990 10	145.8	112.6	5.3	129.5	38.4	134.8	98.0	0.7	137.5	41.2					
1990 11	123.9	98.5	-6.1	125.8	33.4	124.1	94.1	-9.8	131.9	37.5					
1990 12	114.6	99.1	-11.7	115.6	21.7	121.3	100.9	3.3	120.2	22.8					
1991 1	130.4	116.3	7.4	112.1	15.2	130.0	118.5	12.4	109.7	10.7					
1991 2	107.2	103.4	14.6	103.7	9.6	98.6	106.5	17.2	92.6	-4.0					
1991 3	101.6	107.3	13.2	94.7	5.3	87.7	100.0	-0.9	87.7	-4.4					
1991 4	92.3	98.8	-4.5	93.4	7.1	90.8	100.7	4.5	90.2	5.5					
1991 5	100.1	104.3	4.4	96.0	15.2	93.3	101.7	-5.9	91.7	13.6					
1991 6	88.8	92.6	0.8	95.9	19.1	95.8	106.4	4.6	90.0	17.5					
1991 7	100.1	103.7	1.2	96.5	21.8	104.1	113.6	3.6	91.6	21.3					
1991 8	99.9	104.1	3.5	96.0	0.6	99.7	107.1	4.5	93.1	-1.2					
1991 9	98.9	101.6	-0.2	97.3	-16.7	98.6	104.5	16.4	94.4	-20.5					
1991 10	109.5	111.3	-1.2	98.4	-24.0	106.4	110.9	13.2	95.9	-30.3					
1991 11	100.0	99.7	1.2	100.3	-20.3	111.5	114.7	21.9	97.2	-26.3					
1991 12	107.7	116.8	17.9	92.2	-20.2	98.3	111.3	10.3	88.3	-26.5					
1992 1	103.5	120.9	4.0	85.6	-23.6	100.2	122.2	3.1	82.0	-25.3					
1992 2	95.6	112.3	8.6	85.1	-17.9	87.7	107.3	0.8	81.7	-11.8					
1992 3	88.9	104.6	-2.5	85.0	-10.2	90.3	111.5	11.5	81.0	-7.6					
1992 4	92.0	107.1	8.4	85.9	-8.0	88.1	105.4	4.7	83.6	-7.3					
1992 5	86.4	96.8	-7.2	89.3	-7.0	93.7	107.7	5.9	87.0	-5.1					
1992 6	90.2	99.7	7.7	90.5	-5.6	99.2	111.7	5.0	88.8	-1.3					
1992 7	97.1	108.9	5.0	89.2	-7.6	98.0	114.2	0.5	85.8	-6.3					
1992 8	86.6	101.2	-2.8	85.6	-10.8	89.7	109.1	1.9	82.2	-11.7					
1992 9	89.7	105.1	3.4	85.3	-12.3	88.1	108.9	4.2	80.9	-14.3					
1992 10	90.1	103.0	-7.5	87.5	-11.1	95.4	114.3	3.1	83.5	-12.9					
1992 11	97.4	108.5	8.8	89.8	-10.5	92.3	105.6	-7.9	87.4	-10.1					
1992 12	95.6	109.9	-5.9	87.0	-5.6	101.1	118.1	6.1	85.6	-3.1					
1993 1	93.9	107.9	-10.8	87.0	1.6	90.0	108.0	-11.6	83.3	1.6					
1993 2	100.4	114.3	1.8	87.8	3.2	85.3	100.7	-6.2	84.7	3.7					
1993 3	88.3	97.7	-6.6	90.4	6.4	96.2	109.7	-1.6	87.7	8.3					
1993 4	92.9	104.1	-2.8	89.2	3.8	95.5	109.6	4.0	87.1	4.2					
1993 5	84.9	96.1	-0.7	88.3	-1.1	89.6	104.2	-3.2	86.0	-1.1					
1993 6	91.6	106.4	6.7	86.1	-4.9	87.8	104.4	-6.5	84.1	-5.3					
1993 7	87.5	100.1	-8.1	87.4	-2.0	90.0	107.9	-5.5	83.4	-2.8					
1993 8	94.5	108.0	6.7	87.5	2.2	95.2	115.3	5.7	82.6	0.5					
1993 9	90.5	107.2	2.0	84.4	-1.1	86.5	107.6	-1.2	80.4	-0.6					
1993 10	100.5	119.9	16.4	83.8	-4.2	90.3	112.4	-1.7	80.3	-3.8					
1993 11	97.6	116.2	7.1	84.0	-6.5	89.3	113.3	7.3	78.8	-9.8					
1993 12	118.8	151.0	37.4	78.7	-9.5	92.2	123.1	4.2	74.9	-12.5					

**SITC 3: MINERALISCHE
BRENNSTOFFE,
SCHMIERMITTEL UND
VERWANDTE ERZEUGNISSE**

**SITC 3: MINERAL FUELS,
LUBRICANTS AND
RELATED MATERIALS**

**CTCI 3: COMBUSTIBLES
MINERAUX, LUBRIFIANTS ET
PRODUITS CONNEXES**

	Intra-EU Intra-EU Intra-UE					Extra-EU Extra-EU Extra-UE									
	VAL	VOL	VOL Δ%	UV	UV Δ%	VAL	VOL	VOL Δ%	UV	UV Δ%					
	Monatliche Indizes					Monthly Indices					Indices mensuels				
1990 1	116.9	119.9	7.7	97.5	23.4	102.9	104.6	-1.3	98.4	19.0					
1990 2	85.6	88.6	-3.1	96.6	19.1	90.1	92.7	8.3	97.2	13.8					
1990 3	89.0	96.3	-6.1	92.4	12.8	92.3	100.9	7.6	91.5	6.4					
1990 4	86.1	95.4	4.7	90.2	3.2	83.9	93.5	5.3	89.7	1.0					
1990 5	77.1	87.0	-6.0	88.6	-7.2	88.7	100.3	29.1	88.4	-8.9					
1990 6	76.1	89.4	-5.8	85.1	-10.8	102.1	123.0	18.6	83.0	-13.0					
1990 7	81.0	95.4	9.7	84.9	-10.9	90.1	107.9	-3.3	83.5	-8.2					
1990 8	89.8	98.6	4.2	91.1	-0.9	84.7	86.2	-7.3	98.3	5.4					
1990 9	104.5	97.0	-4.3	107.7	15.7	105.3	89.6	-5.7	117.5	29.0					
1990 10	142.5	116.8	10.1	122.0	30.8	122.5	96.6	-17.0	126.8	34.6					
1990 11	119.8	99.3	-11.9	120.6	30.4	109.6	88.8	-13.3	123.4	31.6					
1990 12	126.1	110.5	-3.5	114.1	24.8	104.1	92.0	-3.9	113.1	19.6					
1991 1	124.8	112.1	-6.5	111.3	14.2	88.1	78.1	-25.3	112.8	14.6					
1991 2	111.9	104.6	18.1	107.0	10.8	81.1	80.9	-12.7	100.3	3.2					
1991 3	106.5	104.3	8.3	102.1	10.5	88.1	88.5	-12.3	99.5	8.7					
1991 4	93.2	94.9	-0.5	98.2	8.9	96.6	99.3	6.2	97.3	8.5					
1991 5	88.6	87.9	1.0	100.8	13.8	83.1	84.1	-16.2	98.8	11.8					
1991 6	95.0	95.8	7.2	99.2	16.6	87.8	90.1	-26.7	97.5	17.5					
1991 7	91.5	91.5	-4.1	100.0	17.8	108.8	109.5	1.5	99.4	19.0					
1991 8	85.3	85.4	-13.4	99.9	9.7	110.6	112.3	30.3	98.5	0.2					
1991 9	88.0	87.5	-9.8	100.6	-6.6	91.4	91.0	1.6	100.4	-14.6					
1991 10	103.9	105.3	-9.8	98.7	-19.1	106.9	106.5	10.2	100.4	-20.8					
1991 11	108.6	107.5	8.3	101.0	-16.3	99.8	97.4	9.7	102.5	-16.9					
1991 12	114.8	119.0	7.7	96.5	-15.4	98.9	103.0	12.0	96.0	-15.1					
1992 1	103.1	113.2	1.0	91.1	-18.1	91.2	100.5	28.7	90.7	-19.6					
1992 2	99.7	111.8	6.9	89.2	-16.6	80.7	88.0	8.8	91.7	-8.6					
1992 3	97.6	107.4	3.0	90.9	-11.0	86.3	96.0	8.5	89.9	-9.6					
1992 4	93.9	102.0	7.5	92.1	-6.2	84.8	91.4	-8.0	92.8	-4.6					
1992 5	91.7	98.3	11.8	93.3	-7.4	94.1	99.4	18.2	94.7	-4.1					
1992 6	85.0	88.9	-7.2	95.6	-3.6	110.7	117.5	30.4	94.2	-3.4					
1992 7	86.6	90.7	-0.9	95.5	-4.5	107.2	115.8	5.8	92.6	-6.8					
1992 8	90.7	96.6	13.1	93.9	-6.0	97.5	109.9	-2.1	88.7	-9.9					
1992 9	89.8	97.0	10.9	92.6	-8.0	97.4	110.9	21.9	87.8	-12.5					
1992 10	98.2	107.6	2.2	91.3	-7.5	112.6	123.6	16.1	91.1	-9.3					
1992 11	99.8	107.8	0.3	92.6	-8.3	97.2	103.0	5.7	94.4	-7.9					
1992 12	105.6	112.5	-5.5	93.9	-2.7	114.3	120.7	17.2	94.7	-1.4					
1993 1	95.6	104.3	-7.9	91.7	0.7	105.3	112.6	12.0	93.5	3.1					
1993 2	96.1	105.4	-5.7	91.2	2.2	122.8	131.3	49.2	93.5	2.0					
1993 3	97.2	103.0	-4.1	94.4	3.9	138.5	142.1	48.0	97.5	8.5					
1993 4	88.1	91.0	-10.8	96.8	5.1	135.6	141.0	54.3	96.2	3.7					
1993 5	94.1	98.3	0.0	95.7	2.6	151.5	155.2	56.1	97.6	3.1					
1993 6	83.6	88.1	-0.9	94.9	-0.7	148.4	157.0	33.6	94.5	0.3					
1993 7	92.3	96.6	6.5	95.5	0.0	141.5	146.6	26.6	96.5	4.2					
1993 8	103.2	108.3	12.1	95.3	1.5	137.5	146.1	32.9	94.1	6.1					
1993 9	96.0	105.6	8.9	90.9	-1.8	138.7	151.1	36.2	91.8	4.6					
1993 10	101.2	113.1	5.1	89.5	-2.0	163.9	184.6	49.4	88.8	-2.5					
1993 11	105.8	118.4	9.8	89.4	-3.5	136.9	156.1	51.6	87.7	-7.1					
1993 12	110.2	132.4	17.7	83.2	-11.4	148.6	171.4	42.0	86.7	-8.4					

SITC 3: MINERALISCHE
BRENNSTOFFE,
SCHMIERMITTEL UND
VERWANDTE ERZEUGNISSE

SITC 3: MINERAL FUELS,
LUBRICANTS AND
RELATED MATERIALS

CTCI 3: COMBUSTIBLES
MINERAUX, LUBRIFIANTS ET
PRODUITS CONNEXES

	Vereinigte Staaten United States of America Etats-Unis					Japan Japan Japon									
	VAL	VOL	VOL Δ%	UV	UV Δ%	VAL	VOL	VOL Δ%	UV	UV Δ%					
	Jährliche Indizes					Annual Indices					Indices annuels				
1989	92.7	89.0	:	104.2	:	77.8	76.5 *	:	101.7 *	:					
1990	100.0	100.0	12.4	100.0	-4.0	100.0	100.0 *	30.7	100.0 *	-1.7					
1991	121.4	122.1	22.1	99.4	-0.6	83.0	84.3 *	-15.7	98.5 *	-1.5					
1992	98.9	108.2	-11.4	91.4	-8.0	130.9	136.5 *	61.9	95.9 *	-2.6					
1993	70.1	73.1	-32.4	95.9	4.9	202.8	218.3 *	59.9	92.9 *	-3.1					
	Vierteljährliche Indizes					Quarterly Indices					Indices trimestriels				
1989 1	92.5	92.2	:	100.3	:	53.3	58.8 *	:	90.6 *	:					
1989 2	96.0	90.9	:	105.6	:	25.0	23.9 *	:	104.5 *	:					
1989 3	89.5	83.0	:	107.8	:	124.5	126.9 *	:	98.1 *	:					
1989 4	95.9	92.8	:	103.3	:	109.2	96.4 *	:	113.3 *	:					
1990 1	93.5	92.1	-0.1	101.5	1.2	154.0	126.0 *	114.3	122.2 *	34.9					
1990 2	94.8	94.1	3.5	100.7	-4.6	72.2	68.4 *	186.2	105.6 *	1.1					
1990 3	95.1	97.4	17.3	97.6	-9.5	51.9	50.8 *	-60.0	102.2 *	4.2					
1990 4	115.2	114.7	23.6	100.4	-2.8	122.4	149.8	55.4	81.7	-27.9					
1991 1	143.8	147.0	59.6	97.8	-3.6	44.8	49.4 *	-60.8	90.7 *	-25.8					
1991 2	113.0	113.2	20.3	99.8	-0.9	132.0	130.8 *	91.2	100.9 *	-4.5					
1991 3	107.7	105.1	7.9	102.5	5.0	77.0	80.4 *	58.3	95.8 *	-6.3					
1991 4	119.9	121.8	6.2	98.4	-2.0	77.0	75.1 *	-49.9	102.5 *	25.5					
1992 1	143.6	157.6	7.2	91.1	-6.9	179.0	166.8	237.7	107.3	18.3					
1992 2	95.2	101.2	-10.6	94.1	-5.7	137.9	144.5 *	10.5	95.4 *	-5.5					
1992 3	82.1	92.4	-12.1	88.9	-13.3	157.4	190.3 *	136.7	82.7 *	-13.7					
1992 4	75.8	82.7	-32.1	91.7	-6.8	46.9	38.8 *	-48.3	120.8 *	17.9					
1993 1	75.3	81.1	-48.5	92.9	2.0	175.5	180.2 *	8.0	97.4 *	-9.2					
1993 2	67.0	70.7	-30.1	94.8	0.7	328.0	348.9	141.5	94.0	-1.5					
1993 3	70.2	72.4	-21.6	97.0	9.1	99.9	115.0 *	-39.6	86.9 *	5.1					
1993 4	67.5	68.0	-17.8	99.3	8.3	210.4	232.0 *	497.9	90.7 *	-24.9					
	Monatliche Indizes					Monthly Indices					Indices mensuels				
1989 1	82.8	81.4	:	101.7	:	77.4	96.5 *	:	80.2 *	:					
1989 2	95.3	94.6	:	100.7	:	49.1	49.3 *	:	99.6 *	:					
1989 3	99.6	100.8	:	98.8	:	33.5	30.1 *	:	111.3 *	:					
1989 4	98.8	96.0	:	102.9	:	49.0	47.6 *	:	103.0 *	:					
1989 5	95.0	90.3	:	105.2	:	12.6	11.2 *	:	112.8 *	:					
1989 6	94.1	86.3	:	109.0	:	13.5	13.1 *	:	103.2 *	:					
1989 7	89.0	82.9	:	107.4	:	88.7	85.3 *	:	104.0 *	:					
1989 8	96.8	90.6	:	106.8	:	199.8	196.5 *	:	101.7 *	:					
1989 9	82.7	75.6	:	109.4	:	84.7	98.4 *	:	86.1 *	:					
1989 10	93.0	86.0	:	108.1	:	101.9	84.6 *	:	120.5 *	:					
1989 11	102.2	103.1	:	99.1	:	100.9	87.4 *	:	115.5 *	:					
1989 12	92.5	89.3	:	103.6	:	124.6	116.6 *	:	106.9 *	:					

	Vereinigte Staaten United States of America Etats-Unis					Japan Japan Japon									
	VAL	VOL	VOL Δ%	UV	UV Δ%	VAL	VOL	VOL Δ%	UV	UV Δ%					
	Jährliche Indizes					Annual Indices					Indices annuels				
1989	86.7	92.3	:	93.9	:	248.7	214.8 *	:	115.8 *	:					
1990	100.0	100.0	8.3	100.0	6.5	100.0	100.0 *	-53.4	100.0 *	-13.6					
1991	72.6	75.5	-24.5	96.1	-3.9	79.7	63.7	-36.3	125.1	25.1					
1992	78.4	91.1	20.7	86.1	-10.4	103.0	90.9	42.7	113.3	-9.4					
1993	99.4	116.8	28.2	85.1	-1.2	58.6	42.7	-53.0	137.2	21.1					
	Vierteljährliche Indizes					Quarterly Indices					Indices trimestriels				
1989 1	73.6	86.1	:	85.5	:	274.0	245.5 *	:	111.6 *	:					
1989 2	76.4	73.8	:	103.5	:	87.9	75.6 *	:	116.3 *	:					
1989 3	96.3	91.5	:	105.2	:	220.4	197.7 *	:	111.5 *	:					
1989 4	100.5	117.5	:	85.5	:	388.2	318.2	:	122.0	:					
1990 1	105.1	108.6	26.1	96.8	13.2	114.0	109.2 *	-55.5	104.4 *	-6.5					
1990 2	106.4	125.6	70.2	84.7	-18.2	60.2	71.3 *	-5.7	84.5 *	-27.3					
1990 3	80.6	82.2	-10.2	98.1	-6.7	100.4	108.0 *	-45.4	93.0 *	-16.6					
1990 4	101.5	77.3	-34.2	131.3	53.6	124.5	110.2 *	-65.4	113.0 *	-7.4					
1991 1	51.2	52.9	-51.3	96.7	-0.1	57.7	42.0	-61.5	137.3	31.5					
1991 2	79.4	83.8	-33.3	94.8	11.9	100.3	61.1	-14.3	164.2	94.3					
1991 3	92.7	97.0	18.0	95.6	-2.5	103.8	73.6	-31.9	141.1	51.7					
1991 4	70.0	71.6	-7.4	97.7	-25.6	63.9	79.1	-28.2	80.8	-28.5					
1992 1	51.9	63.4	19.8	81.8	-15.4	67.0	77.5	84.5	86.4	-37.1					
1992 2	84.5	95.2	13.6	88.8	-6.3	114.6	94.4	54.5	121.4	-26.1					
1992 3	96.7	115.0	18.6	84.1	-12.0	68.1	49.9	-32.2	136.5	-3.3					
1992 4	77.9	87.9	22.8	88.6	-9.3	163.6	141.9	79.4	115.3	42.7					
1993 1	83.3	95.8	51.1	86.9	6.2	46.8	33.3 *	-57.0	140.4 *	62.5					
1993 2	122.0	137.5	44.4	88.7	-0.1	53.2	37.7 *	-60.1	141.2 *	16.3					
1993 3	100.5	116.0	0.9	86.6	3.0	65.4	46.1	-7.6	141.9	4.0					
1993 4	92.0	117.7	33.9	78.2	-11.7	67.6	52.8	-62.8	128.1	11.1					
	Monatliche Indizes					Monthly Indices					Indices mensuels				
1989 1	82.6	98.4	:	83.9	:	704.5	635.3	:	110.9	:					
1989 2	69.3	79.8	:	86.8	:	67.0	58.0 *	:	115.5 *	:					
1989 3	69.0	80.0	:	86.3	:	50.6	42.9 *	:	117.9 *	:					
1989 4	65.0	65.1	:	99.8	:	49.1	42.1 *	:	116.6 *	:					
1989 5	64.5	57.8	:	111.6	:	76.7	71.4 *	:	107.4 *	:					
1989 6	99.8	98.4	:	101.4	:	138.1	113.2 *	:	122.0 *	:					
1989 7	132.5	131.1	:	101.1	:	290.7	261.7 *	:	111.1 *	:					
1989 8	84.3	78.2	:	107.8	:	124.6	114.7 *	:	108.6 *	:					
1989 9	72.0	65.3	:	110.3	:	245.9	216.3 *	:	113.7 *	:					
1989 10	120.2	139.3	:	86.3	:	461.7	355.7	:	129.8	:					
1989 11	89.0	104.1	:	85.5	:	501.0	429.3	:	116.7	:					
1989 12	92.2	109.1	:	84.5	:	202.0	168.6 *	:	119.8 *	:					

**SITC 3: MINERALISCHE
BRENNSTOFFE,
SCHMIERMITTEL UND
VERWANDTE ERZEUGNISSE**

**SITC 3: MINERAL FUELS,
LUBRICANTS AND
RELATED MATERIALS**

**CTCI 3: COMBUSTIBLES
MINERAUX, LUBRIFIANTS ET
PRODUITS CONNEXES**

	Vereinigte Staaten United States of America Etats-Unis					Japan Japan Japon					
	VAL	VOL	VOL Δ%	UV	UV Δ%	VAL	VOL	VOL Δ%	UV	UV Δ%	
	Monatliche Indizes			Monthly Indices			Indices mensuels				
1990 1	89.6	86.5	6.3	103.6	1.9	277.4	181.9 *	88.5	152.5 *	90.1	
1990 2	85.4	85.1	-10.0	100.4	-0.3	89.3	90.8 *	84.2	98.3 *	-1.3	
1990 3	105.4	104.8	4.0	100.6	1.8	95.3	97.2 *	222.9	98.0 *	-11.9	
1990 4	98.0	96.9	0.9	101.1	-1.7	100.1	88.7 *	86.3	112.8 *	9.5	
1990 5	92.0	89.5	-0.9	102.8	-2.3	99.1	99.6 *	789.3	99.5 *	-11.8	
1990 6	94.5	96.1	11.4	98.3	-9.8	17.6	16.7 *	27.5	105.5 *	2.2	
1990 7	96.8	98.8	19.2	98.0	-8.8	36.7	36.6 *	-57.1	100.2 *	-3.7	
1990 8	101.4	103.3	14.0	98.2	-8.1	95.4	91.0	-53.7	104.8	3.0	
1990 9	86.7	89.9	18.9	96.4	-11.9	23.8	24.8 *	-74.8	95.9 *	11.4	
1990 10	118.8	114.0	32.6	104.2	-3.6	92.3	96.6 *	14.2	95.6 *	-20.7	
1990 11	107.4	103.0	-0.1	104.3	5.2	258.4	333.8	281.9	77.4	-33.0	
1990 12	119.0	127.0	42.2	93.7	-9.6	16.4	18.0 *	-84.6	91.2 *	-14.7	
1991 1	149.9	151.3	74.9	99.1	-4.3	68.0	75.5 *	-58.5	90.0 *	-41.0	
1991 2	148.1	151.6	78.1	97.7	-2.7	51.0	56.3 *	-38.0	90.5 *	-7.9	
1991 3	133.0	138.1	31.8	96.3	-4.3	15.7	16.6 *	-82.9	94.3 *	-3.8	
1991 4	115.3	112.9	16.5	102.1	1.0	130.6	124.5 *	40.4	104.9 *	-7.0	
1991 5	115.2	116.4	30.1	99.0	-3.7	215.5	217.9	118.8	98.9	-0.6	
1991 6	108.5	110.2	14.7	98.5	0.2	49.8	50.0 *	199.4	99.6 *	-5.6	
1991 7	107.1	103.2	4.5	103.8	5.9	46.1	45.2 *	23.5	101.9 *	1.7	
1991 8	104.1	102.5	-0.8	101.6	3.5	76.8	79.8	-12.3	96.2	-8.2	
1991 9	111.8	109.5	21.8	102.1	5.9	108.3	116.1	368.1	93.3	-2.7	
1991 10	121.0	120.0	5.3	100.8	-3.3	71.1	78.4 *	-18.8	90.7 *	-5.1	
1991 11	118.2	120.0	16.5	98.5	-5.6	116.6	92.9 *	-72.2	125.5 *	62.1	
1991 12	120.5	125.5	-1.2	96.0	2.5	43.3	51.1 *	183.9	84.7 *	-7.1	
1992 1	156.0	171.4	13.3	91.0	-8.2	107.2	116.8	54.7	91.8	2.0	
1992 2	139.8	156.0	2.9	89.6	-8.3	212.6	183.6	226.1	115.8	28.0	
1992 3	135.0	145.3	5.2	92.9	-3.5	216.9	196.5	1083.7	110.4	17.1	
1992 4	85.8	92.3	-18.2	93.0	-8.9	91.8	74.0 *	-40.6	124.1 *	18.3	
1992 5	108.0	114.7	-1.5	94.2	-4.8	143.4	164.4 *	-24.6	87.2 *	-11.8	
1992 6	91.9	96.5	-12.4	95.2	-3.4	178.6	190.8	281.6	93.6	-6.0	
1992 7	92.8	102.7	-0.5	90.4	-12.9	343.4	445.4 *	885.4	77.1 *	-24.3	
1992 8	77.2	86.4	-15.7	89.3	-12.1	117.1	105.2 *	31.8	111.3 *	15.7	
1992 9	76.4	88.2	-19.5	86.6	-15.2	11.7	15.2 *	-86.9	77.0 *	-17.5	
1992 10	71.6	81.8	-31.8	87.5	-13.2	59.4	64.4 *	-17.9	92.3 *	1.8	
1992 11	75.4	81.8	-31.8	92.2	-6.4	44.5	21.6 *	-76.7	206.1 *	64.2	
1992 12	80.6	84.6	-32.6	95.3	-0.7	36.5	23.5 *	-54.0	155.4 *	83.5	
1993 1	75.5	81.9	-52.2	92.2	1.3	154.0	158.6 *	35.8	97.1 *	5.8	
1993 2	64.4	68.4	-56.2	94.2	5.1	211.0	217.8 *	18.6	96.9 *	-16.3	
1993 3	86.0	92.9	-36.1	92.6	-0.3	161.7	164.3 *	-16.4	98.4 *	-10.9	
1993 4	76.4	80.3	-13.0	95.2	2.4	452.1	431.0	482.4	104.9	-15.5	
1993 5	58.5	63.4	-44.7	92.3	-2.0	121.7	130.6 *	-20.6	93.2 *	6.9	
1993 6	66.2	68.5	-29.0	96.6	1.5	410.3	481.0 *	152.1	85.3 *	-8.9	
1993 7	65.2	65.7	-36.0	99.2	9.7	133.3	150.8 *	-66.1	88.4 *	14.7	
1993 8	84.4	89.2	3.2	94.6	5.9	82.0	99.0 *	-5.9	82.8 *	-25.6	
1993 9	61.1	62.2	-29.5	98.3	13.5	84.3	95.0 *	525.0	88.7 *	15.2	
1993 10	63.7	65.4	-20.0	97.4	11.3	95.1	124.5 *	93.3	76.4 *	-17.2	
1993 11	60.6	62.3	-23.8	97.3	5.5	338.4	357.0 *	1552.8	94.8 *	-54.0	
1993 12	78.4	76.4	-9.7	102.6	7.7	197.7	213.5	808.5	92.6	-40.4	

SITC 3: MINERALISCHE
BRENNSTOFFE,
SCHMIERMITTEL UND
VERWANDTE ERZEUGNISSE

SITC 3: MINERAL FUELS,
LUBRICANTS AND
RELATED MATERIALS

CTCI 3: COMBUSTIBLES
MINERAUX, LUBRIFIANTS ET
PRODUITS CONNEXES

	Vereinigte Staaten United States of America Etats-Unis					Japan Japan Japon									
	VAL	VOL	VOL Δ%	UV	UV Δ%	VAL	VOL	VOL Δ%	UV	UV Δ%					
	Monatliche Indizes					Monthly indices					Indices mensuels				
1990 1	107.6	105.2	6.9	102.3	21.9	107.0	99.4 *	-84.4	107.6 *	-3.0					
1990 2	104.3	106.3	33.2	98.1	13.0	36.9	33.8 *	-41.7	109.2 *	-5.5					
1990 3	103.6	114.2	42.8	90.7	5.1	198.2	194.5 *	353.4	101.9 *	-13.6					
1990 4	87.6	101.0	55.1	86.7	-13.1	63.5	68.3 *	62.2	92.9 *	-20.3					
1990 5	105.4	119.6	106.9	88.1	-21.1	74.3	92.7 *	29.8	80.2 *	-25.3					
1990 6	126.4	156.3	58.8	80.9	-20.2	43.0	52.9 *	-53.3	81.2 *	-33.4					
1990 7	100.4	120.1	-8.4	83.6	-17.3	76.6	86.7 *	-66.9	88.4 *	-20.4					
1990 8	68.9	67.6	-13.6	101.9	-5.5	203.8	216.4 *	88.7	94.2 *	-13.3					
1990 9	72.7	58.8	-10.0	123.7	12.1	20.7	20.9 *	-90.3	99.2 *	-12.8					
1990 10	113.0	78.2	-43.9	144.5	67.4	215.5	194.1 *	-45.4	111.0 *	-14.5					
1990 11	99.0	73.8	-29.1	134.2	57.0	101.6	82.6 *	-80.8	123.0 *	5.4					
1990 12	92.2	79.7	-26.9	115.7	36.9	56.8	52.9 *	-68.6	107.3 *	-10.4					
1991 1	46.3	43.2	-58.9	107.1	4.7	50.7	33.5	-66.3	151.3	40.6					
1991 2	39.9	45.1	-57.6	88.4	-9.9	58.3	41.8	23.7	139.5	27.7					
1991 3	67.3	70.3	-38.4	95.8	5.6	64.1	50.2 *	-74.2	127.6 *	25.2					
1991 4	78.1	82.3	-18.5	94.9	9.5	44.9	37.5	-45.1	119.8	29.0					
1991 5	81.4	82.9	-30.7	98.2	11.5	96.7	66.2	-28.6	146.1	82.2					
1991 6	78.9	86.1	-44.9	91.6	13.2	159.4	75.1	42.0	212.2	161.3					
1991 7	88.0	92.1	-23.3	95.6	14.4	180.5	88.5	2.1	204.0	130.8					
1991 8	109.5	117.6	74.0	93.1	-8.6	86.8	76.0 *	-64.9	114.2 *	21.2					
1991 9	80.6	81.2	38.1	99.2	-19.8	44.4	47.4	126.8	93.6	-5.6					
1991 10	69.6	69.6	-11.0	100.0	-30.8	70.1	83.5	-57.0	83.9	-24.4					
1991 11	78.9	77.8	5.4	101.4	-24.4	56.9	69.0	-16.5	82.4	-33.0					
1991 12	61.2	67.3	-15.6	90.9	-21.4	64.9	84.7	60.1	76.6	-28.6					
1992 1	32.3	39.3	-9.0	82.1	-23.3	76.9	91.4	172.8	84.1	-44.4					
1992 2	48.3	57.6	27.7	83.8	-5.2	51.7	59.4	42.1	87.1	-37.6					
1992 3	75.1	93.3	32.7	80.5	-16.0	72.0	81.4 *	62.2	88.5 *	-30.6					
1992 4	66.2	77.2	-6.2	85.7	-9.7	38.3	25.4	-32.3	150.8	25.9					
1992 5	84.8	94.1	13.5	90.1	-8.2	132.2	114.6	73.1	115.4	-21.0					
1992 6	102.5	114.1	32.5	89.8	-2.0	173.4	142.6	89.9	121.6	-42.7					
1992 7	94.4	103.4	12.3	91.3	-4.5	114.2	82.9	-6.3	137.7	-32.5					
1992 8	104.7	130.7	11.1	80.1	-14.0	33.3	24.7	-67.5	134.8	18.0					
1992 9	91.1	110.8	36.5	82.2	-17.1	56.8	41.7	-12.0	136.3	45.6					
1992 10	91.5	105.1	51.0	87.1	-12.9	368.1	342.4 *	310.1	107.5 *	28.1					
1992 11	73.8	82.5	6.0	89.5	-11.7	57.9	42.7	-38.1	135.7	64.7					
1992 12	68.4	76.2	13.2	89.8	-1.2	64.7	39.4	-53.5	164.2	114.4					
1993 1	61.5	73.6	87.3	83.5	1.7	23.1	15.9 *	-82.6	145.4 *	72.9					
1993 2	92.3	109.1	89.4	84.6	1.0	68.0	47.3 *	-20.4	143.7 *	65.0					
1993 3	96.0	104.7	12.2	91.7	13.9	49.4	36.7	-54.9	134.5	52.0					
1993 4	135.7	148.5	92.4	91.4	6.7	60.3	43.8 *	72.4	137.6 *	-8.8					
1993 5	124.5	143.3	52.3	86.9	-3.6	46.8	34.7	-69.7	134.8	16.8					
1993 6	105.4	120.5	5.6	87.5	-2.6	52.6	34.5	-75.8	152.5	25.4					
1993 7	123.6	139.2	34.6	88.8	-2.7	53.1	34.8	-58.0	152.5	10.7					
1993 8	92.6	105.9	-19.0	87.4	9.1	65.0	46.2 *	87.0	140.8 *	4.5					
1993 9	85.2	102.9	-7.1	82.8	0.7	77.9	57.1	36.9	136.5	0.1					
1993 10	115.3	145.4	38.3	79.3	-9.0	60.4	53.8	-84.3	112.3	4.5					
1993 11	80.4	102.8	24.6	78.2	-12.6	41.7	29.5 *	-30.9	141.2 *	4.1					
1993 12	80.4	105.0	37.8	76.6	-14.7	100.9	75.1	90.6	134.3	-18.2					

**SITC 4: TIERISCHE UND
PFLANZLICHE OELE,
FETTE UND WACHSE**

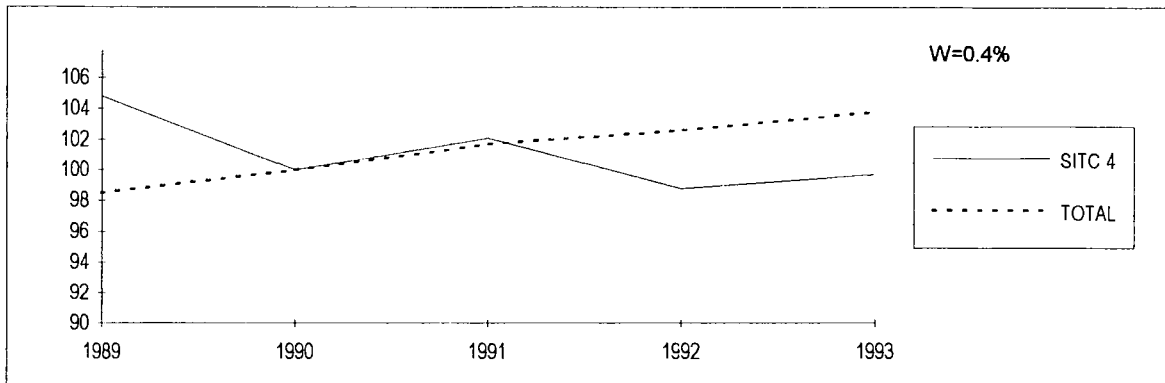
**SITC 4: ANIMAL AND
VEGETABLE OILS, FATS
AND WAXES**

**CTCI 4: HUILES,
GRAISSES ET CIRES
D'ORIGINE ANIMALE OU
VEGETALE**

Intra-EU Einfuhren

Intra-EU Imports

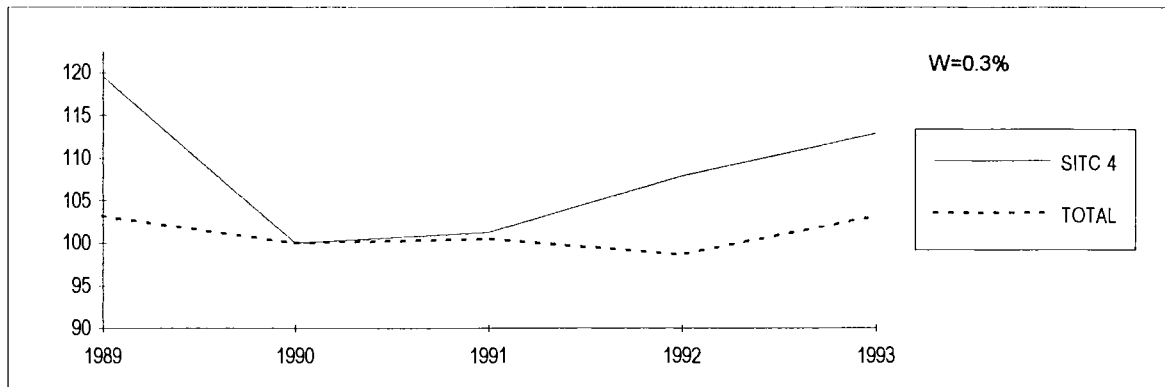
Importations intra-UE



Extra-EU Einfuhren

Extra-EU Imports

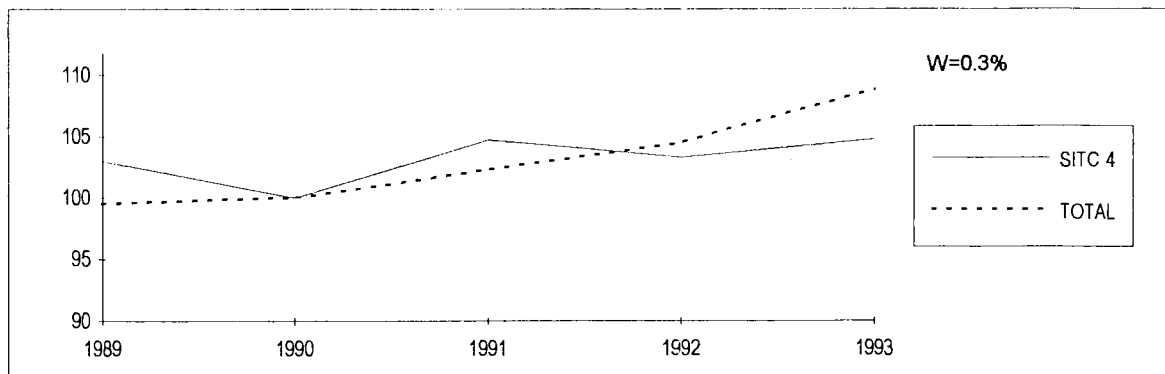
Importations extra-UE



Extra-EU Ausfuhren

Extra-EU Exports

Exportations extra-UE



**SITC 4: TIERISCHE UND
PFLANZLICHE OELE,
FETTE UND WACHSE**

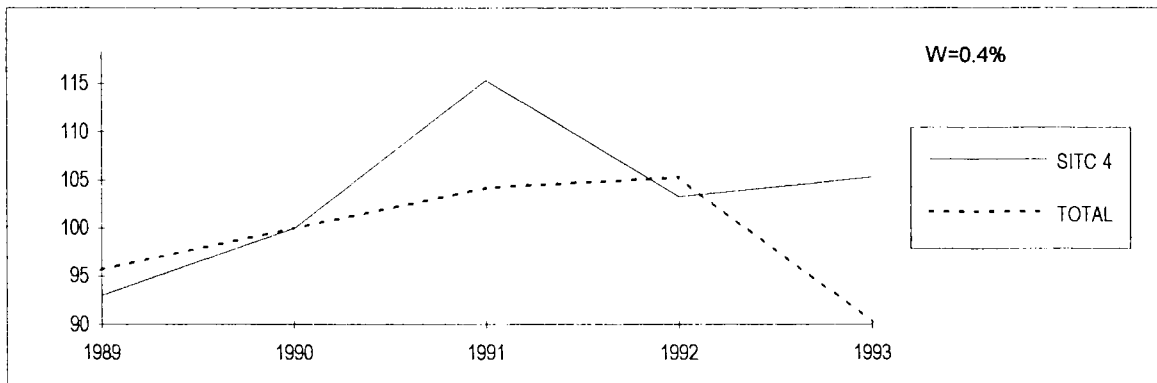
**SITC 4: ANIMAL AND
VEGETABLE OILS, FATS
AND WAXES**

**CTCI 4: HUILES,
GRAISSES ET CIRES
D'ORIGINE ANIMALE OU
VEGETALE**

Intra-EU Einfuhren

Intra-EU Imports

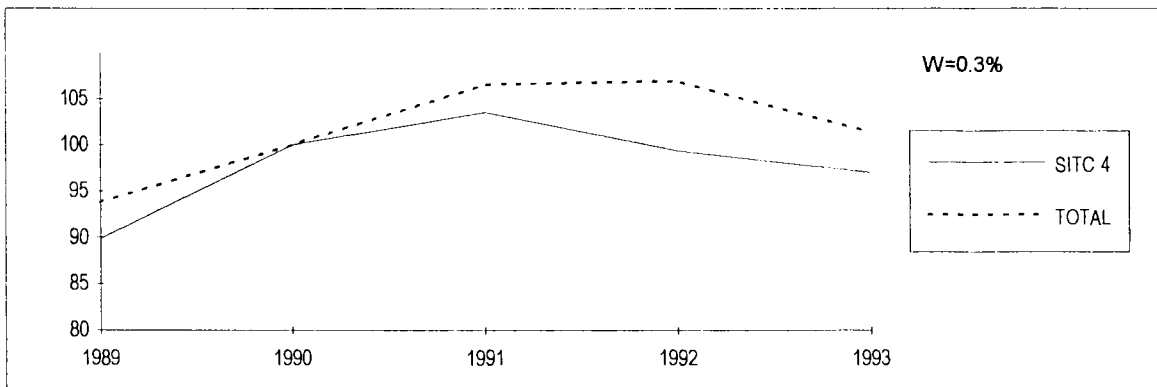
Importations intra-UE



Extra-EU Einfuhren

Extra-EU Imports

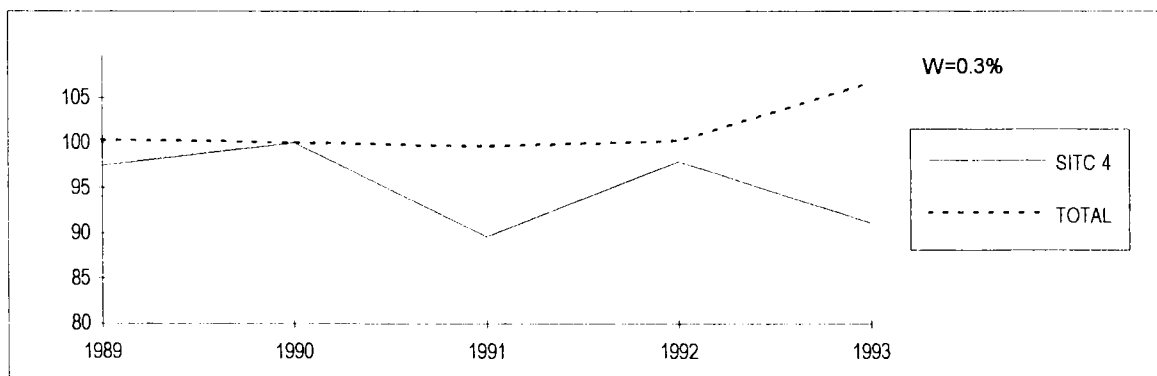
Importations extra-UE



Extra-EU Ausfuhren

Extra-EU Exports

Exportations extra-UE



EU Einfuhr
SITC 4: TIERISCHE UND
PFLANZLICHE OELE, FETTE
UND WACHSE

EU Imports
SITC 4: ANIMAL AND
VEGETABLE OILS, FATS
AND WAXES

Importations UE
CTCI 4: HUILES, GRAISSES
ET CIRES D'ORIGINE
ANIMALE OU VEGETALE

	Intra-EU Intra-EU Intra-UE					Extra-EU Extra-EU Extra-UE									
	VAL	VOL	VOL Δ%	UV	UV Δ%	VAL	VOL	VOL Δ%	UV	UV Δ%					
	Jährliche Indizes					Annual Indices					Indices annuels				
1989	97.5	93.0	:	104.8	:	107.4	89.9	:	119.5	:					
1990	100.0	100.0	7.5	100.0	-4.6	100.0	100.0	11.2	100.0	-16.3					
1991	117.7	115.3	15.3	102.1	2.1	104.8	103.5	3.5	101.3	1.3					
1992	102.1	103.3	-10.4	98.8	-3.2	107.4	99.4	-4.0	108.0	6.6					
1993	105.0	105.3	1.9	99.7	0.9	109.5	97.0	-2.4	112.9	4.5					
	Vierteljährliche Indizes					Quarterly Indices					Indices trimestriels				
1989 1	96.1	93.1	:	103.2	:	104.8	87.6	:	119.6	:					
1989 2	106.6	101.0	:	105.5	:	106.4	87.2	:	122.0	:					
1989 3	91.1	86.3	:	105.6	:	112.4	92.9	:	121.0	:					
1989 4	97.2	92.7	:	104.9	:	109.7	94.8	:	115.7	:					
1990 1	103.7	100.4	7.8	103.3	0.1	100.6	93.4	6.6	107.7	-9.9					
1990 2	98.3	97.8	-3.2	100.5	-4.7	99.7	98.0	12.4	101.7	-16.6					
1990 3	85.0	86.6	0.3	98.1	-7.1	97.4	98.8	6.4	98.6	-18.5					
1990 4	112.8	115.0	24.1	98.1	-6.5	101.6	109.1	15.1	93.1	-19.5					
1991 1	135.5	133.9	33.4	101.2	-2.0	88.7	96.3	3.1	92.1	-14.5					
1991 2	109.4	107.9	10.3	101.4	0.9	106.5	104.7	6.8	101.7	0.0					
1991 3	104.6	103.0	18.9	101.6	3.6	110.5	105.9	7.2	104.3	5.8					
1991 4	121.6	116.7	1.5	104.2	6.2	115.1	108.5	-0.5	106.1	14.0					
1992 1	102.0	99.0	-26.1	103.0	1.8	106.3	98.9	2.7	107.5	16.7					
1992 2	106.7	107.0	-0.8	99.7	-1.7	108.3	96.8	-7.5	111.9	10.0					
1992 3	102.7	107.5	4.4	95.5	-6.0	102.1	96.8	-8.6	105.5	1.2					
1992 4	98.7	101.3	-13.2	97.4	-6.5	114.7	107.1	-1.3	107.1	0.9					
1993 1	97.7	102.5	3.5	95.3	-7.5	96.9	85.4	-13.7	113.5	5.6					
1993 2	107.8	111.2	3.9	96.9	-2.8	100.0	89.6	-7.4	111.6	-0.3					
1993 3	103.7	101.5	-5.6	102.2	7.0	118.5	104.9	8.4	113.0	7.1					
1993 4	105.9	101.2	-0.1	104.6	7.4	122.7	108.2	1.0	113.4	5.9					
	Monatliche Indizes					Monthly Indices					Indices mensuels				
1989 1	90.8	87.0	:	104.4	:	110.6	93.5	:	118.3	:					
1989 2	97.6	94.7	:	103.1	:	105.8	87.5	:	120.9	:					
1989 3	99.8	97.6	:	102.3	:	98.0	81.9	:	119.7	:					
1989 4	103.1	98.0	:	105.2	:	105.2	85.6	:	122.9	:					
1989 5	103.0	98.7	:	104.4	:	106.1	90.3	:	117.5	:					
1989 6	113.2	106.1	:	106.7	:	108.0	85.7	:	126.0	:					
1989 7	91.4	86.3	:	105.9	:	107.9	86.2	:	125.2	:					
1989 8	79.0	74.7	:	105.8	:	116.3	97.1	:	119.8	:					
1989 9	102.7	97.8	:	105.0	:	112.8	95.3	:	118.4	:					
1989 10	97.1	92.1	:	105.4	:	128.6	107.8	:	119.3	:					
1989 11	106.4	102.3	:	104.0	:	103.3	89.7	:	115.2	:					
1989 12	88.5	83.8	:	105.6	:	97.2	86.9	:	111.9	:					

SITC 4: TIERISCHE UND
PFLANZLICHE OELE, FETTE
UND WACHSE

SITC 4: ANIMAL AND
VEGETABLE OILS, FATS
AND WAXES

CTCI 4: HUILES, GRAISSES
ET CIRES D'ORIGINE
ANIMALE OU VEGETALE

	Intra-EU Intra-EU Intra-UE					Extra-EU Extra-EU Extra-UE									
	VAL	VOL	VOL Δ%	UV	UV Δ%	VAL	VOL	VOL Δ%	UV	UV Δ%					
	Jährliche Indizes					Annual Indices					Indices annuels				
1989	98.4	92.5	:	106.4	:	100.4	97.5	:	103.0	:					
1990	100.0	100.0	8.1	100.0	-6.0	100.0	100.0	2.6	100.0	-2.9					
1991	114.6	111.8	11.8	102.5	2.5	93.8	89.6	-10.4	104.7	4.7					
1992	103.7	100.4	-10.2	103.3	0.8	101.1	97.9	9.3	103.3	-1.3					
1993	110.7	104.3	3.9	106.1	2.7	95.5	91.1	-6.9	104.8	1.5					
	Vierteljährliche Indizes					Quarterly Indices					Indices trimestriels				
1989 1	87.6	83.3	:	105.2	:	99.6	101.2	:	98.4	:					
1989 2	108.3	102.4	:	105.8	:	102.7	99.1	:	103.6	:					
1989 3	91.4	85.3	:	107.2	:	99.5	94.4	:	105.4	:					
1989 4	107.0	99.5	:	107.5	:	109.9	105.1	:	104.6	:					
1990 1	107.0	103.5	24.2	103.4	-1.7	105.7	104.4	3.2	101.2	2.8					
1990 2	91.3	90.3	-11.8	101.1	-4.4	101.5	98.5	-0.6	103.0	-0.6					
1990 3	84.7	85.3	0.0	99.3	-7.4	89.4	89.8	-4.9	99.5	-5.6					
1990 4	117.6	121.5	22.1	96.8	-10.0	104.4	108.2	2.9	96.5	-7.7					
1991 1	135.1	134.6	30.0	100.4	-2.9	85.9	88.9	-14.8	96.6	-4.5					
1991 2	110.6	109.5	21.3	101.0	-0.1	83.8	80.7	-18.1	103.8	0.8					
1991 3	101.1	98.2	15.1	103.0	3.7	93.1	86.0	-4.2	108.2	8.7					
1991 4	111.3	104.7	-13.8	106.3	9.8	107.3	97.8	-9.6	109.7	13.7					
1992 1	91.6	84.3	-37.4	108.7	8.3	111.4	104.5	17.5	106.6	10.4					
1992 2	99.5	94.4	-13.8	105.4	4.4	109.8	105.2	30.4	104.4	0.6					
1992 3	102.9	100.3	2.1	102.6	-0.4	91.3	91.0	5.8	100.3	-7.3					
1992 4	122.0	123.7	18.1	98.6	-7.2	108.4	106.6	9.0	101.7	-7.3					
1993 1	102.5	100.0	18.6	102.5	-5.7	94.7	90.9	-13.0	104.2	-2.3					
1993 2	114.9	110.2	16.7	104.3	-1.0	88.0	86.7	-17.6	101.5	-2.8					
1993 3	104.7	97.5	-2.8	107.4	4.7	83.9	80.4	-11.6	104.4	4.1					
1993 4	109.0	98.5	-20.4	110.7	12.3	115.4	106.7	0.1	108.2	6.4					
	Monatliche Indizes					Monthly Indices					Indices mensuels				
1989 1	81.8	77.4	:	105.7	:	93.3	96.9	:	96.3	:					
1989 2	84.3	79.7	:	105.8	:	93.4	93.8	:	99.6	:					
1989 3	96.7	92.7	:	104.3	:	112.2	113.0	:	99.3	:					
1989 4	109.0	104.5	:	104.3	:	101.3	99.3	:	102.0	:					
1989 5	103.2	96.6	:	106.8	:	102.1	99.8	:	102.3	:					
1989 6	113.0	106.1	:	106.5	:	104.6	98.1	:	106.6	:					
1989 7	91.3	85.0	:	107.4	:	101.9	96.6	:	105.5	:					
1989 8	80.7	75.1	:	107.5	:	94.9	89.2	:	106.4	:					
1989 9	102.1	95.6	:	106.8	:	101.7	97.5	:	104.3	:					
1989 10	129.7	121.6	:	106.7	:	116.5	110.2	:	105.7	:					
1989 11	99.6	91.9	:	108.4	:	107.0	101.8	:	105.1	:					
1989 12	91.6	85.1	:	107.6	:	106.4	103.2	:	103.1	:					

SITC 4: TIERISCHE UND
PFLANZLICHE ÖLE, FETTE
UND WACHSE

SITC 4: ANIMAL AND
VEGETABLE OILS, FATS
AND WAXES

CTCI 4: HUILES, GRAISSES
ET CIRES D'ORIGINE
ANIMALE OU VEGETALE

	Intra-EU Intra-EU Intra-UE					Extra-EU Extra-EU Extra-UE									
	VAL	VOL	VOL Δ%	UV	UV Δ%	VAL	VOL	VOL Δ%	UV	UV Δ%					
	Monatliche Indizes					Monthly Indices					Indices mensuels				
1990 1	105.0	101.1	16.2	103.9	-0.5	96.0	87.0	-7.0	110.3	-6.8					
1990 2	102.4	98.9	4.4	103.5	0.4	106.3	97.1	11.0	109.5	-9.4					
1990 3	103.8	101.2	3.7	102.6	0.3	99.4	96.2	17.5	103.3	-13.7					
1990 4	99.5	98.5	0.5	101.0	-4.0	96.6	93.8	9.6	103.0	-16.2					
1990 5	99.1	99.2	0.5	99.9	-4.3	103.2	102.6	13.6	100.6	-14.4					
1990 6	96.5	95.9	-9.6	100.6	-5.7	99.3	97.5	13.8	101.8	-19.2					
1990 7	93.1	93.5	8.3	99.6	-5.9	100.5	99.3	15.2	101.2	-19.2					
1990 8	75.5	78.1	4.6	96.7	-8.6	97.1	97.3	0.2	99.8	-16.7					
1990 9	86.5	88.4	-9.6	97.8	-6.9	94.9	99.9	4.8	95.0	-19.8					
1990 10	105.1	108.9	18.2	96.5	-8.4	132.9	136.7	26.8	97.2	-18.5					
1990 11	103.1	107.1	4.7	96.3	-7.4	101.4	110.2	22.9	92.0	-20.1					
1990 12	130.4	129.1	54.1	101.0	-4.4	70.4	80.2	-7.7	87.8	-21.5					
1991 1	137.5	136.5	35.0	100.7	-3.1	92.4	101.9	17.1	90.7	-17.8					
1991 2	131.1	128.4	29.8	102.1	-1.4	83.3	90.4	-6.9	92.1	-15.9					
1991 3	137.6	136.6	35.0	100.7	-1.9	90.5	96.6	0.4	93.7	-9.3					
1991 4	113.1	113.4	15.1	99.7	-1.3	91.4	92.6	-1.3	98.7	-4.2					
1991 5	105.0	102.2	3.0	102.7	2.8	117.3	113.2	10.3	103.6	3.0					
1991 6	110.4	108.2	12.8	102.0	1.4	110.7	108.2	11.0	102.3	0.5					
1991 7	117.6	116.1	24.2	101.3	1.7	118.1	113.7	14.5	103.9	2.7					
1991 8	86.3	85.4	9.3	101.0	4.4	97.8	94.0	-3.4	104.0	4.2					
1991 9	110.0	107.4	21.5	102.4	4.7	115.5	110.1	10.2	104.9	10.4					
1991 10	135.7	129.9	19.3	104.5	8.3	139.4	132.5	-3.1	105.2	8.2					
1991 11	132.0	127.3	18.9	103.7	7.7	108.8	100.7	-8.6	108.0	17.4					
1991 12	97.1	93.0	-28.0	104.4	3.4	97.5	92.4	15.2	105.5	20.2					
1992 1	94.3	89.6	-34.4	105.2	4.5	112.0	106.0	4.0	105.7	16.5					
1992 2	99.5	96.2	-25.1	103.4	1.3	97.9	91.9	1.7	106.5	15.6					
1992 3	111.9	111.1	-18.7	100.7	0.0	109.1	98.9	2.4	110.3	17.7					
1992 4	105.8	105.9	-6.6	99.9	0.2	114.5	102.3	10.5	111.9	13.4					
1992 5	96.6	95.7	-6.4	100.9	-1.8	103.2	92.2	-18.6	111.9	8.0					
1992 6	117.6	119.4	10.4	98.5	-3.4	107.4	96.1	-11.2	111.8	9.3					
1992 7	114.1	116.3	0.2	98.1	-3.2	116.2	106.9	-6.0	108.7	4.6					
1992 8	82.3	85.1	-0.4	96.7	-4.3	90.3	86.0	-8.5	105.0	1.0					
1992 9	111.7	121.0	12.7	92.3	-9.9	99.8	97.4	-11.5	102.5	-2.3					
1992 10	108.8	114.3	-12.0	95.2	-8.9	117.9	114.6	-13.5	102.9	-2.2					
1992 11	97.4	99.1	-22.2	98.3	-5.2	122.6	113.4	12.6	108.1	0.1					
1992 12	89.7	90.5	-2.7	99.1	-5.1	103.7	93.3	1.0	111.2	5.4					
1993 1	96.9	102.8	14.7	94.3	-10.4	83.4	74.6	-29.6	111.8	5.8					
1993 2	95.7	99.6	3.5	96.1	-7.1	107.8	95.1	3.5	113.4	6.5					
1993 3	100.6	105.2	-5.3	95.6	-5.1	99.5	86.5	-12.5	115.0	4.3					
1993 4	114.1	117.3	10.8	97.3	-2.6	93.1	81.7	-20.1	113.9	1.8					
1993 5	97.9	103.3	7.9	94.8	-6.0	98.4	87.9	-4.7	112.0	0.1					
1993 6	111.2	112.9	-5.4	98.5	0.0	108.4	99.1	3.1	109.4	-2.1					
1993 7	99.5	100.0	-14.0	99.5	1.4	119.3	107.0	0.1	111.5	2.6					
1993 8	94.4	92.8	9.0	101.7	5.2	123.5	110.1	28.0	112.2	6.9					
1993 9	117.2	111.6	-7.8	105.0	13.8	112.8	97.6	0.2	115.6	12.8					
1993 10	106.9	101.9	-10.8	104.9	10.2	142.7	127.1	10.9	112.3	9.1					
1993 11	99.9	96.1	-3.0	104.0	5.8	122.9	107.2	-5.5	114.6	6.0					
1993 12	110.6	105.5	16.6	104.8	5.8	102.9	90.5	-3.0	113.7	2.2					

SITC 4: TIERISCHE UND
PFLANZLICHE OELE, FETTE
UND WACHSE

SITC 4: ANIMAL AND
VEGETABLE OILS, FATS
AND WAXES

CTCI 4: HUILES, GRAISSES
ET CIRES D'ORIGINE
ANIMALE OU VEGETALE

	Intra-EU Intra-EU Intra-UE					Extra-EU Extra-EU Extra-UE									
	VAL	VOL	VOL Δ%	UV	UV Δ%	VAL	VOL	VOL Δ%	UV	UV Δ%					
	Monatliche Indizes					Monthly Indices					Indices mensuels				
1990 1	98.1	92.4	19.4	106.2	0.5	100.9	100.6	3.8	100.3	4.2					
1990 2	107.2	104.7	31.4	102.4	-3.2	93.6	92.6	-1.3	101.1	1.5					
1990 3	116.0	113.6	22.5	102.1	-2.1	122.4	120.0	6.2	102.0	2.7					
1990 4	91.5	89.6	-14.3	102.1	-2.1	89.7	87.1	-12.3	103.0	1.0					
1990 5	97.0	97.3	0.7	99.7	-6.6	116.4	112.6	12.8	103.4	1.1					
1990 6	85.2	83.9	-20.9	101.6	-4.6	98.2	95.8	-2.3	102.5	-3.8					
1990 7	86.1	84.4	-0.7	102.0	-5.0	91.2	89.2	-7.7	102.2	-3.1					
1990 8	73.5	74.5	-0.8	98.7	-8.2	86.2	86.5	-3.0	99.7	-6.3					
1990 9	94.7	97.1	1.6	97.5	-8.7	90.7	93.7	-3.9	96.8	-7.2					
1990 10	109.9	113.8	-6.4	96.6	-9.5	112.1	114.2	3.6	98.2	-7.1					
1990 11	114.2	119.7	30.3	95.4	-12.0	94.8	97.8	-3.9	96.9	-7.8					
1990 12	128.8	131.0	53.9	98.3	-8.6	106.4	112.6	9.1	94.5	-8.3					
1991 1	105.8	108.5	17.4	97.5	-8.2	82.9	86.4	-14.1	96.0	-4.3					
1991 2	145.3	141.5	35.1	102.7	0.3	83.5	86.4	-6.7	96.7	-4.4					
1991 3	154.3	153.7	35.3	100.4	-1.7	91.2	94.0	-21.7	97.0	-4.9					
1991 4	115.5	112.4	25.4	102.8	0.7	81.4	80.1	-8.0	101.6	-1.4					
1991 5	98.6	96.0	-1.3	102.7	3.0	87.3	83.9	-25.5	104.1	0.7					
1991 6	117.5	120.0	43.0	97.9	-3.6	82.7	78.2	-18.4	105.8	3.2					
1991 7	118.5	118.3	40.2	100.2	-1.8	90.3	82.7	-7.3	109.2	6.8					
1991 8	83.7	80.9	8.6	103.5	4.9	80.9	76.3	-11.8	106.0	6.3					
1991 9	101.1	95.4	-1.8	106.0	8.7	108.0	99.0	5.7	109.1	12.7					
1991 10	124.1	117.7	3.4	105.4	9.1	107.3	100.6	-11.9	106.7	8.7					
1991 11	120.4	113.5	-5.2	106.1	11.2	109.3	98.7	0.9	110.7	14.2					
1991 12	89.3	82.8	-36.8	107.9	9.8	105.0	93.9	-16.6	111.8	18.3					
1992 1	90.4	82.3	-24.1	109.9	12.7	88.9	82.7	-4.3	107.5	12.0					
1992 2	89.8	82.6	-41.6	108.7	5.8	102.2	94.9	9.8	107.7	11.4					
1992 3	94.6	88.1	-42.7	107.4	7.0	143.3	136.1	44.8	105.3	8.6					
1992 4	94.8	88.9	-20.9	106.6	3.7	119.9	113.8	42.1	105.4	3.7					
1992 5	93.3	89.6	-6.7	104.1	1.4	105.5	101.6	21.1	103.8	-0.3					
1992 6	110.2	104.6	-12.8	105.4	7.7	104.3	100.4	28.4	103.9	-1.8					
1992 7	100.6	96.3	-18.6	104.5	4.3	100.9	97.7	18.1	103.3	-5.4					
1992 8	89.3	86.5	6.9	103.2	-0.3	72.3	72.1	-5.5	100.3	-5.4					
1992 9	118.8	118.1	23.8	100.6	-5.1	100.7	103.3	4.3	97.5	-10.6					
1992 10	117.1	116.1	-1.4	100.9	-4.3	129.0	129.1	28.3	99.9	-6.4					
1992 11	115.8	122.1	7.6	94.8	-10.7	94.9	92.3	-6.5	102.8	-7.1					
1992 12	133.0	132.9	60.5	100.1	-7.2	101.4	98.4	4.8	103.0	-7.9					
1993 1	95.4	93.6	13.7	101.9	-7.3	83.1	80.4	-2.8	103.4	-3.8					
1993 2	89.9	89.3	8.1	100.7	-7.4	87.3	84.0	-11.5	103.9	-3.5					
1993 3	122.2	117.3	33.1	104.2	-3.0	113.7	108.3	-20.4	105.0	-0.3					
1993 4	120.1	113.7	27.9	105.6	-0.9	87.4	87.1	-23.5	100.3	-4.8					
1993 5	112.5	109.5	22.2	102.7	-1.3	86.5	85.9	-15.5	100.7	-3.0					
1993 6	112.3	107.6	2.9	104.4	-0.9	90.3	87.2	-13.1	103.6	-0.3					
1993 7	95.8	91.8	-4.7	104.4	-0.1	71.8	71.7	-26.6	100.2	-3.0					
1993 8	99.2	91.4	5.7	108.5	5.1	68.8	64.7	-10.3	106.3	6.0					
1993 9	119.2	109.5	-7.3	108.9	8.3	111.3	104.8	1.5	106.2	8.9					
1993 10	113.2	103.7	-10.7	109.2	8.2	105.5	98.2	-23.9	107.4	7.5					
1993 11	102.4	90.6	-25.8	113.0	19.2	114.3	106.4	15.3	107.4	4.5					
1993 12	111.4	101.2	-23.9	110.1	10.0	126.9	115.7	17.6	109.7	6.5					

SITC 4: TIERISCHE UND
PFLANZLICHE OELE, FETTE
UND WACHSE

SITC 4: ANIMAL AND
VEGETABLE OILS, FATS
AND WAXES

CTCI 4: HUILES, GRAISSES
ET CIRES D'ORIGINE
ANIMALE OU VEGETALE

	Vereinigte Staaten United States of America Etats-Unis					Japan Japan Japon									
	VAL	VOL	VOL Δ%	UV	UV Δ%	VAL	VOL	VOL Δ%	UV	UV Δ%					
	Jährliche Indizes					Annual Indices					Indices annuels				
1989	109.8	98.4	:	111.6	:	136.1	92.7	:	146.8	:					
1990	100.0	100.0	1.6	100.0	-10.4	100.0	100.0	7.9	100.0	-31.9					
1991	109.5	105.5	5.5	103.8	3.8	121.5	83.4	-16.6	145.7	45.7					
1992	172.7	170.3	61.4	101.4	-2.3	33.4	22.5 *	-73.0	148.4 *	1.9					
1993	139.4	126.4	-25.8	110.3	8.8	16.7	13.4 *	-40.4	124.4 *	-16.2					
	Vierteljährliche Indizes					Quarterly Indices					Indices trimestriels				
1989 1	133.3	118.3	:	112.7	:	297.1	179.1	:	165.9	:					
1989 2	90.1	80.3	:	112.2	:	80.2	45.5	:	176.3	:					
1989 3	106.0	95.7	:	110.8	:	45.8	31.4	:	145.8	:					
1989 4	107.9	97.6	:	110.6	:	121.5	114.0	:	106.6	:					
1990 1	133.9	127.6	7.9	104.9	-6.9	76.7	79.2	-55.8	96.8	-41.7					
1990 2	97.3	95.4	18.8	102.0	-9.1	70.9	69.4	52.5	102.2	-42.0					
1990 3	81.1	83.2	-13.1	97.5	-12.0	61.9	55.9 *	78.0	110.7 *	-24.1					
1990 4	89.7	95.9	-1.7	93.5	-15.5	191.0	195.7	71.7	97.6	-8.4					
1991 1	114.4	118.3	-7.3	96.7	-7.8	143.9	133.7	68.8	107.6	11.2					
1991 2	111.0	105.9	11.0	104.8	2.7	46.9	34.2	-50.7	137.2	34.2					
1991 3	90.8	83.9	0.8	108.2	11.0	39.1	17.7 *	-68.3	221.0 *	99.6					
1991 4	120.7	112.9	17.7	106.9	14.3	248.6	138.5	-29.2	179.5	83.9					
1992 1	207.3	200.1	69.1	103.6	7.1	41.9	33.5 *	-74.9	125.2 *	16.4					
1992 2	165.4	162.5	53.4	101.8	-2.9	26.1	16.0 *	-53.2	163.1 *	18.9					
1992 3	153.5	159.1	89.6	96.5	-10.8	8.0	4.7 *	-73.4	170.0 *	-23.1					
1992 4	164.5	159.2	41.0	103.3	-3.4	58.8	35.9 *	-74.1	163.8 *	-8.7					
1993 1	130.5	120.3	-39.9	108.5	4.7	27.0	22.3 *	-33.4	121.0 *	-3.4					
1993 2	102.4	94.7	-41.7	108.1	6.2	12.9	7.1 *	-55.6	181.2 *	11.1					
1993 3	149.6	134.5	-15.5	111.2	15.2	18.1	15.9 *	238.3	113.7 *	-33.1					
1993 4	175.4	156.2	-1.9	112.3	8.7	8.6	7.7 *	-78.6	111.1 *	-32.2					
	Monatliche Indizes					Monthly Indices					Indices mensuels				
1989 1	167.6	150.6	:	111.3	:	510.2	321.7	:	158.6	:					
1989 2	125.8	111.0	:	113.3	:	249.4	148.7	:	167.7	:					
1989 3	106.5	93.3	:	114.2	:	131.9	66.6	:	198.0	:					
1989 4	96.6	85.0	:	113.7	:	105.7	53.6	:	197.2	:					
1989 5	86.7	79.0	:	109.8	:	75.8	50.3	:	150.6	:					
1989 6	87.2	77.0	:	113.2	:	59.2	32.4 *	:	182.8 *	:					
1989 7	100.0	88.5	:	113.0	:	29.8	22.3 *	:	133.6 *	:					
1989 8	115.9	104.3	:	111.1	:	27.9	18.2 *	:	153.2 *	:					
1989 9	101.9	94.2	:	108.2	:	79.9	53.8	:	148.6	:					
1989 10	113.7	106.0	:	107.3	:	138.8	139.8	:	99.3	:					
1989 11	120.5	105.9	:	113.8	:	163.6	143.0	:	114.4	:					
1989 12	89.7	80.9	:	110.9	:	62.0	56.8	:	109.2	:					

SITC 4: TIERISCHE UND
PFLANZLICHE OELE, FETTE
UND WACHSESITC 4: ANIMAL AND
VEGETABLE OILS, FATS
AND WAXESCTCI 4: HUILES, GRAISSES
ET CIRES D'ORIGINE
ANIMALE OU VEGETALE

	Vereinigte Staaten United States of America Etats-Unis					Japan Japan Japon									
	VAL	VOL	VOL Δ%	UV	UV Δ%	VAL	VOL	VOL Δ%	UV	UV Δ%					
	Jährliche Indizes					Annual Indices					Indices annuels				
1989	82.8	85.9	:	96.4	:	84.8	85.8	:	98.8	:					
1990	100.0	100.0	16.4	100.0	3.7	100.0	100.0	16.6	100.0	1.2					
1991	103.8	93.2	-6.8	111.4	11.4	139.2	133.5	33.5	104.3	4.3					
1992	114.8	108.0	15.9	106.3	-4.6	166.4	157.0	17.6	106.0	1.6					
1993	111.7	112.9	4.5	98.9	-7.0	145.8	147.1	-6.3	99.1	-6.5					
	Vierteljährliche Indizes					Quarterly Indices					Indices trimestriels				
1989 1	68.4	76.2	:	89.7	:	74.6	82.5	:	90.4	:					
1989 2	98.8	101.3	:	97.5	:	98.5	95.9	:	102.7	:					
1989 3	68.1	69.8	:	97.6	:	82.7	85.9	:	96.3	:					
1989 4	99.7	100.0	:	99.7	:	86.3	81.6	:	105.7	:					
1990 1	69.7	71.0	-6.8	98.1	9.4	84.2	88.0	6.7	95.7	5.9					
1990 2	105.6	102.9	1.6	102.6	5.2	116.5	121.0	26.2	96.3	-6.2					
1990 3	98.2	98.5	41.1	99.7	2.2	95.0	93.6	9.0	101.5	5.4					
1990 4	123.4	124.4	24.4	99.2	-0.5	100.5	93.4	14.5	107.6	1.8					
1991 1	87.8	89.1	25.5	98.5	0.4	108.0	105.1	19.4	102.8	7.4					
1991 2	101.1	91.1	-11.5	111.0	8.2	139.4	131.3	8.5	106.2	10.3					
1991 3	110.5	92.3	-6.3	119.7	20.1	140.1	149.0	59.2	94.0	-7.4					
1991 4	116.4	100.9	-18.9	115.4	16.3	170.7	149.2	59.7	114.4	6.3					
1992 1	114.0	101.1	13.5	112.8	14.5	192.6	163.8	55.9	117.6	14.4					
1992 2	118.7	110.6	21.4	107.3	-3.3	160.5	151.1	15.1	106.2	0.0					
1992 3	97.4	96.3	4.3	101.1	-15.5	169.1	162.3	8.9	104.2	10.9					
1992 4	126.2	121.1	20.0	104.2	-9.7	154.6	161.4	8.2	95.8	-16.3					
1993 1	115.7	116.3	15.0	99.5	-11.8	142.5	148.1	-9.6	96.2	-18.2					
1993 2	108.6	113.5	2.6	95.7	-10.8	135.0	135.3	-10.5	99.8	-6.0					
1993 3	99.3	100.1	3.9	99.2	-1.9	133.5	136.6	-15.8	97.7	-6.2					
1993 4	122.8	121.6	0.4	101.0	-3.1	171.9	168.2	4.2	102.2	6.7					
	Monatliche Indizes					Monthly Indices					Indices mensuels				
1989 1	46.4	62.0	:	74.9	:	46.9	48.4	:	97.0	:					
1989 2	71.8	81.2	:	88.4	:	114.0	132.0	:	86.4	:					
1989 3	86.9	85.2	:	102.0	:	62.5	66.3	:	94.3	:					
1989 4	76.0	80.7	:	94.2	:	96.3	95.4	:	100.9	:					
1989 5	90.6	91.1	:	99.4	:	106.5	106.9	:	99.6	:					
1989 6	129.6	132.1	:	98.1	:	93.0	85.5	:	108.8	:					
1989 7	84.0	86.0	:	97.7	:	96.2	108.0	:	89.1	:					
1989 8	55.8	58.7	:	95.0	:	63.0	58.1	:	108.4	:					
1989 9	64.5	64.8	:	99.6	:	89.0	91.1	:	97.7	:					
1989 10	96.8	94.9	:	102.0	:	102.5	97.4	:	105.2	:					
1989 11	103.5	102.8	:	100.7	:	70.6	66.9	:	105.5	:					
1989 12	98.6	102.2	:	96.5	:	85.7	80.5	:	106.4	:					

SITC 4: TIERISCHE UND
PFLANZLICHE OELE, FETTE
UND WACHSE

SITC 4: ANIMAL AND
VEGETABLE OILS, FATS
AND WAXES

CTCI 4: HUILES, GRAISSES
ET CIRES D'ORIGINE
ANIMALE OU VEGETALE

	Vereinigte Staaten United States of America Etats-Unis					Japan Japan Japon									
	VAL	VOL	VOL Δ%	UV	UV Δ%	VAL	VOL	VOL Δ%	UV	UV Δ%					
	Monatliche Indizes					Monthly Indices					Indices mensuels				
1990 1	160.0	150.9	0.2	106.0	-4.8	100.0	96.4	-70.0	103.7	-34.6					
1990 2	127.5	123.1	10.9	103.6	-8.6	61.3	62.5	-58.0	98.1	-41.5					
1990 3	114.3	108.8	16.6	105.1	-8.0	68.6	78.0	17.1	88.0	-55.6					
1990 4	88.2	85.4	0.5	103.3	-9.1	93.1	84.3	57.3	110.4	-44.0					
1990 5	116.5	114.7	45.2	101.6	-7.5	74.1	73.8	46.7	100.4	-33.3					
1990 6	87.1	85.9	11.6	101.4	-10.4	45.5	49.6 *	53.1	91.7 *	-49.8					
1990 7	87.7	86.0	-2.8	102.0	-9.7	8.9	7.2 *	-67.7	123.0 *	-7.9					
1990 8	76.2	78.4	-24.8	97.2	-12.5	12.2	9.3 *	-48.9	131.5 *	-14.2					
1990 9	79.6	85.2	-9.6	93.4	-13.7	164.6	151.0	180.7	109.0	-26.6					
1990 10	118.4	124.1	17.1	95.4	-11.1	198.9	205.1	46.7	97.0	-2.3					
1990 11	96.2	103.3	-2.5	93.1	-18.2	112.9	114.6	-19.9	98.5	-13.9					
1990 12	54.5	60.2	-25.6	90.5	-18.4	261.7	267.6	371.1	97.8	-10.4					
1991 1	124.6	130.5	-13.5	95.5	-9.9	261.7	247.4	156.6	105.8	2.0					
1991 2	79.3	78.9	-35.9	100.5	-3.0	81.7	84.4	35.0	96.8	-1.3					
1991 3	139.6	145.7	33.9	95.8	-8.8	88.2	69.3	-11.2	127.3	44.7					
1991 4	112.6	109.3	28.0	103.0	-0.3	66.1	55.1	-34.6	120.0	8.7					
1991 5	115.6	112.3	-2.1	102.9	1.3	29.4	20.0 *	-72.9	146.9 *	46.3					
1991 6	104.9	96.1	11.9	109.2	7.7	45.0	27.2	-45.2	165.5	80.5					
1991 7	67.1	60.2	-30.0	111.4	9.2	17.1	8.7 *	20.8	196.4 *	59.7					
1991 8	116.9	110.9	41.5	105.4	8.4	13.8	5.6 *	-39.8	247.0 *	87.8					
1991 9	88.2	80.5	-5.5	109.6	17.3	86.2	38.6 *	-74.4	223.3 *	104.9					
1991 10	119.4	111.4	-10.2	107.2	12.4	205.2	122.5 *	-40.3	167.5 *	72.7					
1991 11	113.2	102.7	-0.6	110.2	18.4	322.6	168.7	47.2	191.2	94.1					
1991 12	129.7	124.7	107.1	104.0	14.9	218.0	124.0	-53.7	175.8	79.8					
1992 1	222.0	211.8	62.3	104.8	9.7	59.7	38.3 *	-84.5	155.8 *	47.3					
1992 2	190.6	187.2	137.3	101.8	1.3	40.3	43.4 *	-48.6	92.9 *	-4.0					
1992 3	209.0	201.2	38.1	103.9	8.5	25.7	14.7	-78.8	175.0	37.5					
1992 4	175.8	176.2	61.2	99.8	-3.1	35.8	21.5 *	-61.0	166.7 *	38.9					
1992 5	174.7	170.3	51.6	102.6	-0.3	36.5	22.2	11.0	164.5	12.0					
1992 6	145.5	140.9	46.6	103.3	-5.4	6.0	4.3 *	-84.2	140.2 *	-15.3					
1992 7	159.9	160.1	165.9	99.9	-10.3	12.8	7.6 *	-12.6	168.3 *	-14.3					
1992 8	143.2	149.6	34.9	95.7	-9.2	5.0	2.8 *	-50.0	177.5 *	-28.1					
1992 9	157.5	167.6	108.2	94.0	-14.2	6.0	3.6 *	-90.7	167.3 *	-25.1					
1992 10	167.3	167.1	50.0	100.1	-6.6	136.0	80.8	-34.0	168.3	0.5					
1992 11	174.3	167.4	63.0	104.1	-5.5	34.8	22.0 *	-87.0	158.0 *	-17.4					
1992 12	151.9	142.9	14.6	106.3	2.2	5.7	4.6 *	-96.3	124.0 *	-29.5					
1993 1	111.3	102.9	-51.4	108.2	3.2	9.0	5.5 *	-85.6	163.1 *	4.7					
1993 2	125.3	115.2	-38.5	108.8	6.9	61.1	51.5	18.7	118.7	27.8					
1993 3	154.8	142.7	-29.1	108.5	4.4	10.8	9.4	-36.1	114.4	-34.6					
1993 4	92.5	82.7	-53.1	111.9	12.1	14.5	8.2 *	-61.9	176.6 *	5.9					
1993 5	80.7	74.7	-56.1	108.0	5.3	15.0	8.3 *	-62.6	180.2 *	9.5					
1993 6	134.2	126.8	-10.0	105.8	2.4	9.0	4.7 *	9.3	191.3 *	36.4					
1993 7	132.4	119.1	-25.6	111.2	11.3	7.6	5.7 *	-25.0	132.5 *	-21.3					
1993 8	145.0	131.8	-11.9	110.0	14.9	33.6	33.4 *	1092.9	100.7 *	-43.3					
1993 9	171.2	152.6	-8.9	112.2	19.4	13.0	8.0 *	122.2	162.5 *	-2.9					
1993 10	134.8	123.9	-25.9	108.8	8.7	6.1	6.7 *	-91.7	90.8 *	-46.0					
1993 11	244.6	216.8	29.5	112.8	8.4	9.3	10.6 *	-51.8	88.1 *	-44.2					
1993 12	147.1	128.0	-10.4	114.9	8.1	10.3	4.5 *	-2.2	229.9 *	85.4					

EU Ausfuhr
SITC 4: TIERISCHE UND
PFLANZLICHE OELE, FETTE
UND WACHSE

EU Exports
SITC 4: ANIMAL AND
VEGETABLE OILS, FATS
AND WAXES

Exportations UE
CTCI 4: HUILES, GRAISSES
ET CIRES D'ORIGINE
ANIMALE OU VEGETALE

	Vereinigte Staaten United States of America Etats-Unis					Japan Japan Japon									
	VAL	VOL	VOL Δ%	UV	UV Δ%	VAL	VOL	VOL Δ%	UV	UV Δ%					
	Monatliche Indizes					Monthly Indices					Indices mensuels				
1990 1	57.2	58.9	-5.0	97.1	29.6	76.2	82.5	70.5	92.4	-4.7					
1990 2	80.5	81.7	0.6	98.5	11.4	77.9	81.7	-38.1	95.4	10.4					
1990 3	71.1	72.3	-15.1	98.3	-3.6	98.5	99.7	50.4	98.8	4.8					
1990 4	107.6	102.4	26.9	105.1	11.6	80.3	76.5	-19.8	105.0	4.1					
1990 5	112.7	113.4	24.5	99.4	0.0	110.5	107.4	0.5	102.9	3.3					
1990 6	96.2	92.8	-29.8	103.7	5.7	158.7	177.5	107.6	89.4	-17.8					
1990 7	103.4	106.5	23.8	97.1	-0.6	95.5	95.0	-12.0	100.5	12.8					
1990 8	80.1	77.5	32.0	103.4	8.8	80.2	79.8	37.3	100.5	-7.3					
1990 9	111.0	111.4	71.9	99.6	0.0	109.2	105.8	16.1	103.2	5.6					
1990 10	140.4	138.9	46.4	101.1	-0.9	96.1	94.8	-2.7	101.4	-3.6					
1990 11	103.1	104.0	1.2	99.1	-1.6	75.5	71.8	7.3	105.1	-0.4					
1990 12	127.1	130.5	27.7	97.4	0.9	130.0	113.2	40.6	114.8	7.9					
1991 1	77.9	75.9	28.9	102.7	5.8	95.3	86.4	4.7	110.3	19.4					
1991 2	93.7	99.1	21.3	94.6	-4.0	125.0	121.0	48.1	103.3	8.3					
1991 3	91.7	92.3	27.7	99.3	1.0	104.0	107.6	7.9	96.7	-2.1					
1991 4	93.2	87.7	-14.4	106.3	1.1	101.0	94.9	24.1	106.4	1.3					
1991 5	114.2	101.8	-10.2	112.2	12.9	162.0	156.2	45.4	103.7	0.8					
1991 6	95.9	83.8	-9.7	114.4	10.3	155.3	142.7	-19.6	108.8	21.7					
1991 7	139.5	118.4	11.2	117.8	21.3	174.8	191.3	101.4	91.4	-9.1					
1991 8	73.7	64.5	-16.8	114.3	10.5	98.8	106.2	33.1	93.0	-7.5					
1991 9	118.2	93.8	-15.8	126.0	26.5	146.7	148.9	40.7	98.5	-4.6					
1991 10	95.5	82.7	-40.5	115.5	14.2	143.3	136.5	44.0	105.0	3.6					
1991 11	96.4	81.8	-21.3	117.8	18.9	182.0	147.1	104.9	123.7	17.7					
1991 12	157.4	138.2	5.9	113.9	16.9	186.6	164.0	44.9	113.8	-0.9					
1992 1	110.3	96.6	27.3	114.2	11.2	166.8	148.9	72.3	112.0	1.5					
1992 2	94.4	83.5	-15.7	113.0	19.5	202.5	163.7	35.3	123.7	19.7					
1992 3	137.4	123.1	33.4	111.6	12.4	209.1	178.9	66.3	116.9	20.9					
1992 4	96.2	90.0	2.6	106.9	0.6	146.7	134.3	41.5	109.2	2.6					
1992 5	132.3	123.6	21.4	107.0	-4.6	188.4	175.7	12.5	107.2	3.4					
1992 6	127.4	118.0	40.8	108.0	-5.6	146.5	143.2	0.4	102.3	-6.0					
1992 7	126.5	122.3	3.3	103.4	-12.2	250.4	237.1	23.9	105.6	15.5					
1992 8	52.3	51.4	-20.3	101.7	-11.0	72.6	73.3	-31.0	99.0	6.5					
1992 9	113.3	115.3	22.9	98.3	-22.0	184.2	176.4	18.5	104.4	6.0					
1992 10	181.5	175.9	112.7	103.2	-10.6	199.8	211.0	54.6	94.7	-9.8					
1992 11	95.4	88.7	8.4	107.6	-8.7	120.9	121.8	-17.2	99.3	-19.7					
1992 12	101.6	98.8	-28.5	102.8	-9.7	143.0	151.2	-7.8	94.6	-16.9					
1993 1	92.4	88.7	-8.2	104.2	-8.8	100.6	110.3	-25.9	91.2	-18.6					
1993 2	115.9	119.2	42.8	97.2	-14.0	168.2	171.3	4.6	98.2	-20.6					
1993 3	139.0	141.1	14.6	98.5	-11.7	158.3	162.2	-9.3	97.6	-16.5					
1993 4	116.3	124.7	38.6	93.3	-12.7	117.1	116.6	-13.2	100.4	-8.1					
1993 5	100.0	101.8	-17.6	98.2	-8.2	127.5	132.8	-24.4	96.0	-10.4					
1993 6	109.6	113.9	-3.5	96.2	-10.9	160.4	156.6	9.4	102.4	0.1					
1993 7	121.3	126.0	3.0	96.3	-6.9	140.7	158.5	-33.2	88.8	-15.9					
1993 8	66.1	64.8	26.1	102.0	0.3	112.0	95.9	30.8	116.8	18.0					
1993 9	110.5	109.6	-4.9	100.8	2.5	147.6	155.0	-12.1	95.2	-8.8					
1993 10	129.6	128.1	-27.2	101.2	-1.9	170.7	157.3	-25.5	108.5	14.6					
1993 11	115.4	111.8	26.0	103.2	-4.1	183.2	183.4	50.6	99.9	0.6					
1993 12	123.4	124.9	26.4	98.8	-3.9	162.0	163.8	8.3	98.9	4.5					

**SITC 5: CHEMISCHE
ERZEUGNISSE, A.N.G.**

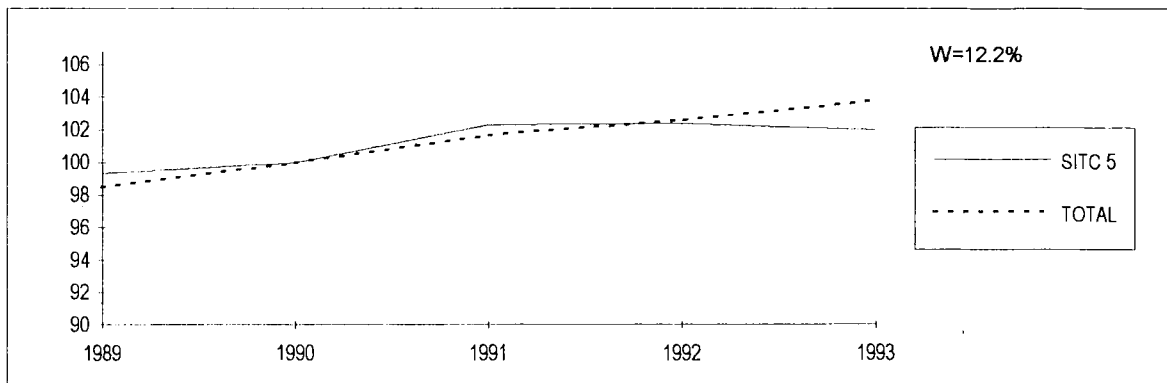
**SITC 5: CHEMICALS
AND RELATED
PRODUCTS, N.E.S.**

**CTCI 5: PRODUITS
CHIMIQUES ET
PRODUITS CONNEXES,
N.D.A.**

Intra-EU Einfuhren

Intra-EU Imports

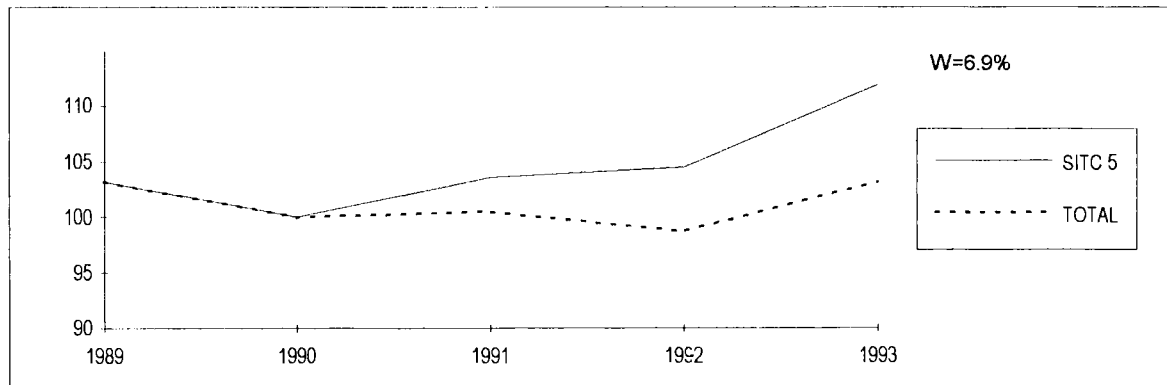
Importations intra-UE



Extra-EU Einfuhren

Extra-EU Imports

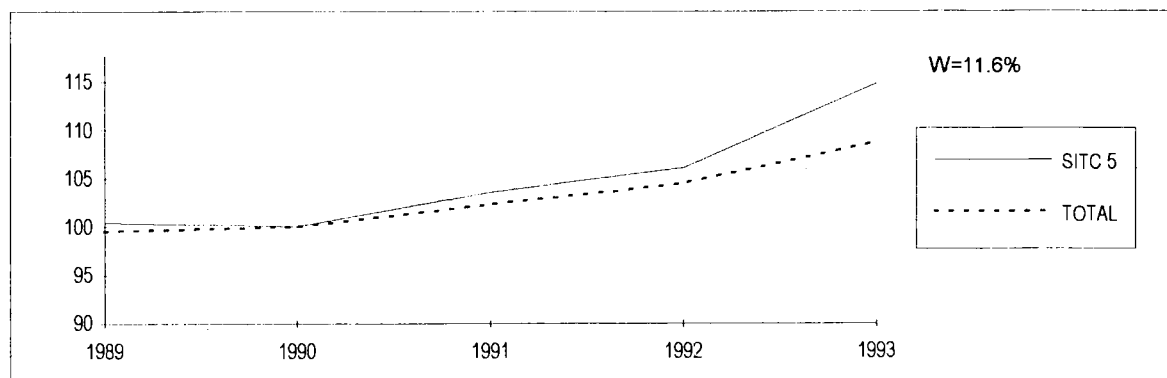
Importations extra-UE



Extra-EU Ausfuhren

Extra-EU Exports

Exportations extra-UE



**SITC 5: CHEMISCHE
ERZEUGNISSE, A.N.G.**

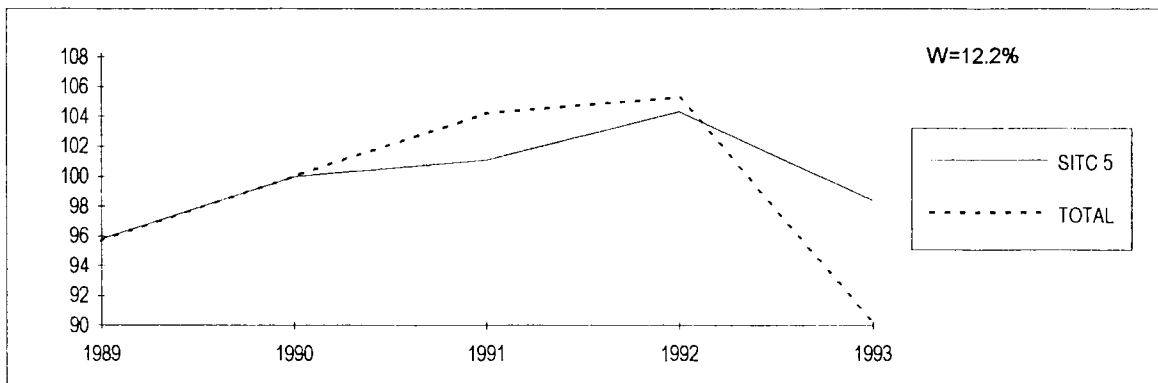
**SITC 5: CHEMICALS
AND RELATED
PRODUCTS, N.E.S.**

**CTCI 5: PRODUITS
CHIMIQUES ET
PRODUITS CONNEXES,
N.D.A.**

Intra-EU Einfuhren

Intra-EU Imports

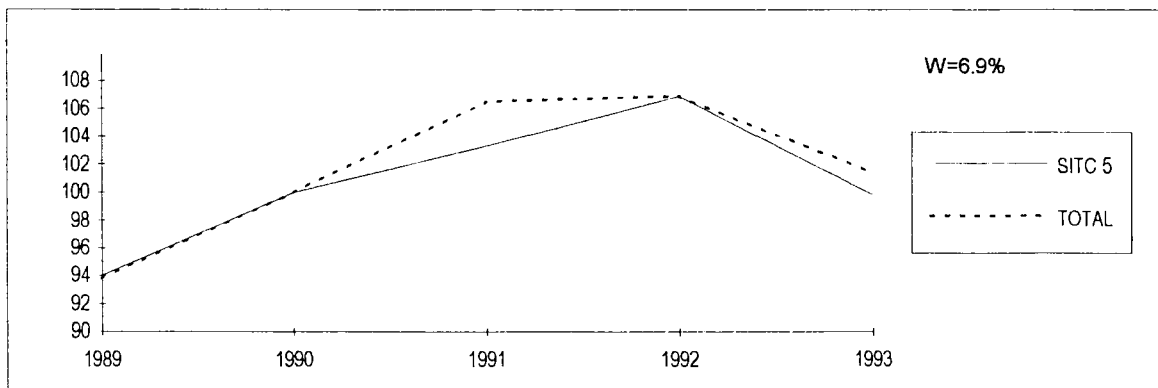
Importations intra-UE



Extra-EU Einfuhren

Extra-EU Imports

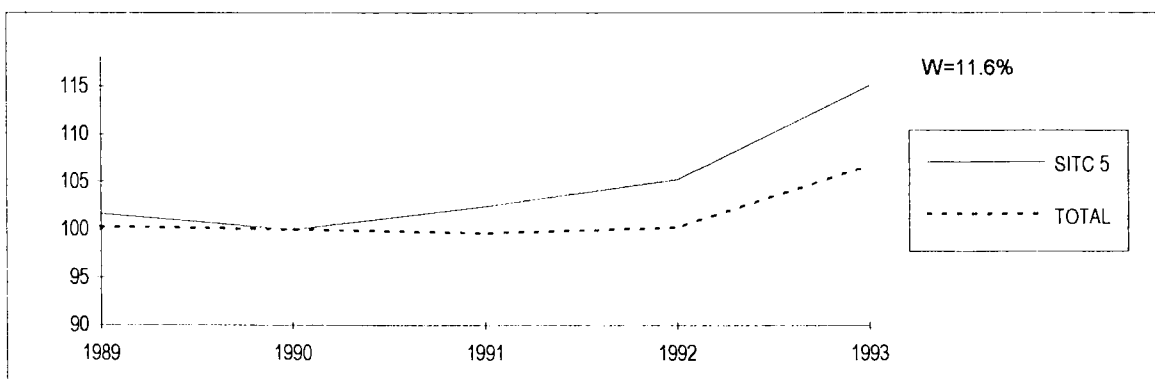
Importations extra-UE



Extra-EU Ausfuhren

Extra-EU Exports

Exportations extra-UE



SITC 5: CHEMISCHE
ERZEUGNISSE, A.N.G.SITC 5: CHEMICALS AND
RELATED PRODUCTS,
N.E.S.CTCI 5: PRODUITS
CHIMIQUES ET PRODUITS
CONNEXES, N.D.A.

	Intra-EU Intra-EU Intra-UE					Extra-EU Extra-EU Extra-UE									
	VAL	VOL	VOL Δ%	UV	UV Δ%	VAL	VOL	VOL Δ%	UV	UV Δ%					
	Jährliche Indizes					Annual Indices					Indices annuels				
1989	95.1	95.8	:	99.3	:	97.0	94.0	:	103.2	:					
1990	100.0	100.0	4.4	100.0	0.7	100.0	100.0	6.4	100.0	-3.1					
1991	103.4	101.1	1.1	102.3	2.3	107.0	103.3	3.3	103.6	3.6					
1992	106.8	104.3	3.2	102.4	0.1	111.7	106.9	3.5	104.5	0.9					
1993	100.4	98.4	-5.7	102.0	-0.4	111.7	99.8	-6.6	111.9	7.1					
	Vierteljährliche Indizes					Quarterly Indices					Indices trimestriels				
1989 1	97.9	98.3	:	99.6	:	98.1	94.1	:	104.3	:					
1989 2	100.4	99.9	:	100.5	:	103.2	99.5	:	103.7	:					
1989 3	87.8	88.5	:	99.2	:	92.2	88.9	:	103.7	:					
1989 4	95.4	97.2	:	98.1	:	95.6	94.5	:	101.2	:					
1990 1	103.6	103.8	5.6	99.8	0.2	102.2	102.2	8.6	100.0	-4.1					
1990 2	101.7	101.9	2.0	99.8	-0.7	102.3	101.5	2.0	100.8	-2.8					
1990 3	91.2	92.0	4.0	99.1	-0.1	92.3	93.5	5.2	98.7	-4.8					
1990 4	103.2	102.0	4.9	101.2	3.2	103.4	103.0	9.0	100.4	-0.8					
1991 1	110.2	106.4	2.5	103.6	3.8	113.3	111.6	9.2	101.5	1.5					
1991 2	107.2	104.3	2.4	102.8	3.0	112.3	107.1	5.5	104.9	4.1					
1991 3	96.8	95.1	3.4	101.8	2.7	100.6	95.4	2.0	105.4	6.8					
1991 4	101.7	100.7	-1.3	101.0	-0.2	103.9	100.9	-2.0	103.0	2.6					
1992 1	113.6	110.6	3.9	102.7	-0.9	117.3	111.6	0.0	105.1	3.5					
1992 2	110.2	107.0	2.6	103.0	0.2	114.4	108.4	1.2	105.5	0.6					
1992 3	101.8	100.2	5.4	101.6	-0.2	105.0	102.1	7.0	102.8	-2.5					
1992 4	103.5	101.2	0.5	102.3	1.3	112.0	107.2	6.2	104.5	1.5					
1993 1	99.4	97.1	-12.2	102.4	-0.3	112.0	99.8	-10.6	112.2	6.8					
1993 2	100.2	98.1	-8.3	102.1	-0.9	112.2	101.5	-6.4	110.5	4.7					
1993 3	91.8	90.3	-9.9	101.7	0.1	106.0	94.2	-7.7	112.5	9.4					
1993 4	101.4	99.6	-1.6	101.8	-0.5	114.5	102.0	-4.9	112.3	7.5					
	Monatliche Indizes					Monthly Indices					Indices mensuels				
1989 1	95.3	96.5	:	98.8	:	96.8	94.1	:	102.9	:					
1989 2	95.4	95.5	:	99.9	:	94.4	91.1	:	103.6	:					
1989 3	103.0	103.0	:	100.0	:	103.2	97.2	:	106.2	:					
1989 4	99.3	98.8	:	100.5	:	103.3	99.6	:	103.7	:					
1989 5	97.9	97.0	:	100.9	:	98.9	95.1	:	104.0	:					
1989 6	103.8	103.8	:	100.0	:	107.3	103.8	:	103.4	:					
1989 7	93.7	94.2	:	99.5	:	94.4	90.9	:	103.9	:					
1989 8	77.9	78.2	:	99.6	:	85.8	82.9	:	103.5	:					
1989 9	91.6	93.0	:	98.5	:	96.3	92.8	:	103.8	:					
1989 10	101.8	102.9	:	98.9	:	99.7	97.9	:	101.8	:					
1989 11	97.8	100.0	:	97.8	:	99.3	97.4	:	102.0	:					
1989 12	86.5	88.7	:	97.5	:	87.9	88.3	:	99.6	:					

	Intra-EU Intra-EU Intra-UE					Extra-EU Extra-EU Extra-UE									
	VAL	VOL	VOL Δ%	UV	UV Δ%	VAL	VOL	VOL Δ%	UV	UV Δ%					
	Jährliche Indizes					Annual Indices					Indices annuels				
1989	97.0	97.6	:	99.4	:	102.1	101.7	:	100.4	:					
1990	100.0	100.0	2.5	100.0	0.6	100.0	100.0	-1.7	100.0	-0.4					
1991	102.8	100.6	0.6	102.2	2.2	106.1	102.4	2.4	103.6	3.6					
1992	106.0	103.1	2.5	102.8	0.6	111.6	105.2	2.7	106.1	2.4					
1993	110.1	104.2	1.1	105.7	2.8	132.1	115.1	9.4	114.8	8.2					
	Vierteljährliche Indizes					Quarterly Indices					Indices trimestriels				
1989 1	100.4	100.8	:	99.6	:	99.8	99.7	:	100.1	:					
1989 2	101.6	101.3	:	100.3	:	109.2	108.7	:	100.5	:					
1989 3	90.3	90.3	:	100.0	:	102.9	101.1	:	101.8	:					
1989 4	95.9	98.1	:	97.8	:	104.5	105.3	:	99.2	:					
1990 1	104.5	104.5	3.7	100.0	0.4	104.7	103.5	3.8	101.2	1.1					
1990 2	101.5	101.9	0.6	99.6	-0.7	100.8	101.0	-7.1	99.8	-0.7					
1990 3	91.4	92.1	2.0	99.2	-0.8	95.8	96.0	-5.0	99.8	-2.0					
1990 4	102.5	101.5	3.5	101.0	3.3	98.7	99.5	-5.5	99.2	0.0					
1991 1	116.7	112.5	7.7	103.7	3.7	106.1	103.0	-0.5	103.0	1.8					
1991 2	111.1	108.8	6.8	102.1	2.5	113.0	109.5	8.4	103.2	3.4					
1991 3	102.4	99.9	8.5	102.5	3.3	113.3	106.8	11.3	106.1	6.3					
1991 4	107.6	107.3	5.7	100.3	-0.7	120.7	118.2	18.8	102.1	2.9					
1992 1	114.5	110.6	-1.7	103.5	-0.2	115.9	107.6	4.5	107.7	4.6					
1992 2	112.1	107.7	-1.0	104.1	2.0	115.3	107.9	-1.5	106.9	3.6					
1992 3	103.6	101.9	2.0	101.7	-0.8	112.2	107.9	1.0	104.0	-2.0					
1992 4	102.7	101.0	-5.9	101.7	1.4	117.5	111.0	-6.1	105.9	3.7					
1993 1	102.2	96.2	-13.0	106.2	2.6	114.2	101.1	-6.0	113.0	4.9					
1993 2	101.2	96.0	-10.9	105.4	1.2	123.3	107.8	-0.1	114.4	7.0					
1993 3	94.4	89.3	-12.4	105.7	3.9	123.4	106.6	-1.2	115.8	11.3					
1993 4	104.8	99.4	-1.6	105.4	3.6	130.4	112.6	1.4	115.8	9.3					
	Monatliche Indizes					Monthly Indices					Indices mensuels				
1989 1	94.9	95.8	:	99.1	:	92.3	92.5	:	99.8	:					
1989 2	100.1	100.5	:	99.6	:	98.9	97.7	:	101.2	:					
1989 3	106.1	106.2	:	99.9	:	108.5	109.0	:	99.5	:					
1989 4	99.1	99.2	:	99.9	:	103.5	104.1	:	99.4	:					
1989 5	98.7	99.0	:	99.7	:	108.2	107.2	:	100.9	:					
1989 6	107.0	105.8	:	101.1	:	115.9	114.6	:	101.1	:					
1989 7	92.1	91.6	:	100.6	:	103.8	102.2	:	101.6	:					
1989 8	81.4	81.2	:	100.3	:	100.9	98.9	:	102.0	:					
1989 9	97.3	98.2	:	99.1	:	103.9	102.2	:	101.7	:					
1989 10	103.0	104.6	:	98.5	:	107.7	107.2	:	100.5	:					
1989 11	98.5	100.7	:	97.8	:	106.7	107.2	:	99.5	:					
1989 12	86.2	89.0	:	96.8	:	99.2	101.5	:	97.7	:					

SITC 5: CHEMISCHE
ERZEUGNISSE, A.N.G.SITC 5: CHEMICALS AND
RELATED PRODUCTS,
N.E.S.CTCI 5: PRODUITS
CHIMIQUES ET PRODUITS
CONNEXES, N.D.A.

	Intra-EU Intra-EU Intra-UE					Extra-EU Extra-EU Extra-UE									
	VAL	VOL	VOL Δ%	UV	UV Δ%	VAL	VOL	VOL Δ%	UV	UV Δ%					
	Monatliche Indizes					Monthly Indices					Indices mensuels				
1990 1	102.7	102.7	6.4	100.0	1.2	102.7	102.7	9.1	100.0	-2.8					
1990 2	97.7	97.6	2.2	100.1	0.2	96.1	96.3	5.7	99.8	-3.7					
1990 3	110.2	111.0	7.8	99.3	-0.7	107.8	107.7	10.8	100.1	-5.7					
1990 4	100.4	100.2	1.4	100.2	-0.3	102.3	100.7	1.1	101.6	-2.0					
1990 5	104.4	105.1	8.4	99.3	-1.6	105.0	105.0	10.4	100.0	-3.8					
1990 6	100.5	100.5	-3.2	100.0	0.0	99.7	98.8	-4.8	100.9	-2.4					
1990 7	98.9	100.1	6.3	98.8	-0.7	99.0	100.4	10.5	98.6	-5.1					
1990 8	78.3	78.9	0.9	98.3	-0.3	87.6	88.0	6.2	99.6	-3.8					
1990 9	96.2	97.0	4.3	99.2	0.7	90.3	92.2	-0.6	97.9	-5.7					
1990 10	113.0	112.2	9.0	100.7	1.8	109.0	109.7	12.1	99.4	-2.4					
1990 11	108.2	106.9	6.9	101.2	3.5	114.0	111.5	14.5	102.2	0.2					
1990 12	88.4	86.9	-2.0	101.7	4.3	87.5	87.9	-0.5	99.5	-0.1					
1991 1	115.6	111.2	8.3	104.0	4.0	122.5	119.3	16.2	102.7	2.7					
1991 2	106.2	102.8	5.3	103.3	3.2	110.2	109.2	13.4	100.9	1.1					
1991 3	108.9	105.3	-5.1	103.4	4.1	107.1	106.4	-1.2	100.7	0.6					
1991 4	109.3	106.1	5.9	103.0	2.8	116.7	111.4	10.6	104.8	3.1					
1991 5	105.2	102.4	-2.6	102.7	3.4	112.9	107.6	2.5	104.9	4.9					
1991 6	107.1	104.4	3.9	102.6	2.6	107.2	102.1	3.3	105.0	4.1					
1991 7	107.7	106.6	6.5	101.0	2.2	106.8	101.7	1.3	105.0	6.5					
1991 8	80.0	78.3	-0.8	102.2	2.9	87.4	82.8	-5.9	105.6	6.0					
1991 9	103.0	100.5	3.6	102.5	3.3	107.5	101.8	10.4	105.6	7.9					
1991 10	111.7	110.3	-1.7	101.3	0.6	113.5	109.2	-0.5	103.9	4.5					
1991 11	103.2	102.3	-4.3	100.9	-0.3	105.7	102.2	-8.3	103.4	1.2					
1991 12	90.0	89.5	3.0	100.6	-1.1	92.5	91.3	3.9	101.3	1.8					
1992 1	110.0	107.1	-3.7	102.7	-1.3	114.2	108.0	-9.5	105.7	2.9					
1992 2	111.1	108.6	5.6	102.3	-1.0	112.5	107.7	-1.4	104.5	3.6					
1992 3	119.7	116.0	10.2	103.2	-0.2	125.3	119.0	11.8	105.3	4.6					
1992 4	114.1	110.3	4.0	103.4	0.4	118.4	111.1	-0.3	106.6	1.7					
1992 5	105.5	102.1	-0.3	103.3	0.6	112.9	106.7	-0.8	105.8	0.9					
1992 6	111.2	108.6	4.0	102.4	-0.2	112.0	107.5	5.3	104.2	-0.8					
1992 7	113.8	111.2	4.3	102.3	1.3	116.8	113.2	11.3	103.2	-1.7					
1992 8	81.4	80.4	2.7	101.3	-0.9	88.2	85.9	3.7	102.7	-2.7					
1992 9	110.2	108.9	8.4	101.2	-1.3	109.8	107.3	5.4	102.3	-3.1					
1992 10	111.1	108.9	-1.3	102.0	0.7	112.6	107.2	-1.8	105.0	1.1					
1992 11	103.0	100.8	-1.5	102.2	1.3	113.5	109.2	6.8	103.9	0.5					
1992 12	96.5	94.0	5.0	102.7	2.1	110.2	105.3	15.3	104.7	3.4					
1993 1	87.7	85.6	-20.1	102.5	-0.2	102.3	92.2	-14.6	111.0	5.0					
1993 2	100.2	98.0	-9.8	102.2	-0.1	107.7	95.4	-11.4	112.9	8.0					
1993 3	110.5	107.7	-7.2	102.6	-0.6	125.9	111.7	-6.1	112.7	7.0					
1993 4	98.0	95.8	-13.1	102.3	-1.1	117.2	104.2	-6.2	112.5	5.5					
1993 5	96.8	95.2	-6.8	101.7	-1.5	104.9	95.3	-10.7	110.1	4.1					
1993 6	105.6	103.3	-4.9	102.2	-0.2	114.6	105.2	-2.1	108.9	4.5					
1993 7	94.2	92.4	-16.9	101.9	-0.4	109.9	96.7	-14.6	113.6	10.1					
1993 8	78.9	77.8	-3.2	101.4	0.1	94.7	83.4	-2.9	113.5	10.5					
1993 9	102.4	100.6	-7.6	101.8	0.6	113.4	102.4	-4.6	110.7	8.2					
1993 10	98.8	97.7	-10.3	101.1	-0.9	114.3	102.9	-4.0	111.1	5.8					
1993 11	101.2	98.7	-2.1	102.5	0.3	117.4	103.4	-5.3	113.5	9.2					
1993 12	104.1	102.3	8.8	101.8	-0.9	112.0	99.8	-5.2	112.2	7.2					

EU Ausfuhr
SITC 5: CHEMISCHE
ERZEUGNISSE, A.N.G.

EU Exports
SITC 5: CHEMICALS AND
RELATED PRODUCTS,
N.E.S.

Exportations UE
CTCI 5: PRODUITS
CHIMIQUES ET PRODUITS
CONNEXES, N.D.A.

1990=100

	Intra-EU Intra-EU Intra-UE					Extra-EU Extra-EU Extra-UE					
	VAL	VOL	VOL Δ%	UV	UV Δ%	VAL	VOL	VOL Δ%	UV	UV Δ%	
	Monatliche Indizes			Monthly Indices			Indices mensuels				
1990 1	103.9	103.1	7.6	100.8	1.7	102.7	101.4	9.6	101.3	1.5	
1990 2	98.2	98.5	-2.0	99.7	0.1	99.2	98.1	0.4	101.1	-0.1	
1990 3	111.5	111.9	5.4	99.6	-0.3	112.2	111.0	1.8	101.1	1.6	
1990 4	98.1	99.1	-0.1	99.0	-0.9	97.0	97.6	-6.2	99.4	0.0	
1990 5	103.2	103.2	4.2	100.0	0.3	104.1	103.8	-3.2	100.3	-0.6	
1990 6	103.2	103.4	-2.3	99.8	-1.3	101.1	101.4	-11.5	99.7	-1.4	
1990 7	98.7	100.3	9.5	98.4	-2.2	102.3	101.9	-0.3	100.4	-1.2	
1990 8	79.2	79.8	-1.7	99.3	-1.0	96.5	96.2	-2.7	100.3	-1.7	
1990 9	96.1	96.0	-2.2	100.1	1.0	88.6	89.9	-12.0	98.6	-3.0	
1990 10	114.7	114.5	9.5	100.2	1.7	103.5	103.7	-3.3	99.8	-0.7	
1990 11	105.1	103.5	2.8	101.5	3.8	100.7	100.8	-6.0	99.9	0.4	
1990 12	87.9	86.5	-2.8	101.6	5.0	92.1	94.2	-7.2	97.8	0.1	
1991 1	121.0	116.1	12.6	104.2	3.4	105.9	102.5	1.1	103.3	2.0	
1991 2	111.0	107.8	9.4	103.0	3.3	103.1	101.2	3.2	101.9	0.8	
1991 3	117.9	113.6	1.5	103.8	4.2	109.1	105.1	-5.3	103.8	2.7	
1991 4	114.0	111.4	12.4	102.3	3.3	113.5	109.8	12.5	103.4	4.0	
1991 5	109.0	106.8	3.5	102.1	2.1	115.2	112.4	8.3	102.5	2.2	
1991 6	110.3	108.2	4.6	101.9	2.1	110.0	106.2	4.7	103.6	3.9	
1991 7	111.5	108.6	8.3	102.7	4.4	124.4	115.9	13.7	107.3	6.9	
1991 8	87.7	85.6	7.3	102.5	3.2	106.9	101.0	5.0	105.8	5.5	
1991 9	107.9	105.4	9.8	102.4	2.3	108.9	103.6	15.2	105.1	6.6	
1991 10	118.9	118.2	3.2	100.6	0.4	126.4	122.8	18.4	102.9	3.1	
1991 11	108.7	108.9	5.2	99.8	-1.7	119.6	117.7	16.8	101.6	1.7	
1991 12	95.3	94.8	9.6	100.5	-1.1	116.1	114.0	21.0	101.8	4.1	
1992 1	111.5	107.7	-7.2	103.5	-0.7	111.2	103.1	0.6	107.9	4.5	
1992 2	111.2	108.5	0.6	102.5	-0.5	111.5	104.6	3.4	106.6	4.6	
1992 3	120.7	115.7	1.8	104.3	0.5	124.8	115.1	9.5	108.4	4.4	
1992 4	116.6	111.0	-0.4	105.0	2.6	118.8	111.0	1.1	107.0	3.5	
1992 5	105.9	102.0	-4.5	103.8	1.7	111.1	103.4	-8.0	107.4	4.8	
1992 6	113.6	110.0	1.7	103.3	1.4	116.3	109.4	3.0	106.3	2.6	
1992 7	112.6	111.2	2.4	101.3	-1.4	122.9	118.5	2.2	103.7	-3.4	
1992 8	84.8	82.9	-3.2	102.3	-0.2	102.4	97.8	-3.2	104.7	-1.0	
1992 9	113.5	111.6	5.9	101.7	-0.7	111.4	107.4	3.7	103.7	-1.3	
1992 10	114.7	113.0	-4.4	101.5	0.9	121.2	116.5	-5.1	104.0	1.1	
1992 11	101.8	99.8	-8.4	102.0	2.2	110.1	103.5	-12.1	106.4	4.7	
1992 12	91.8	90.3	-4.7	101.7	1.2	121.1	112.9	-1.0	107.3	5.4	
1993 1	96.6	90.0	-16.4	107.3	3.7	101.1	90.0	-12.7	112.3	4.1	
1993 2	100.0	96.0	-11.5	104.2	1.7	113.2	100.7	-3.7	112.4	5.4	
1993 3	109.8	102.4	-11.5	107.2	2.8	128.7	112.6	-2.2	114.3	5.4	
1993 4	99.8	95.1	-14.3	104.9	-0.1	124.6	108.0	-2.7	115.4	7.9	
1993 5	98.4	91.9	-9.9	107.1	3.2	115.8	99.2	-4.1	116.7	8.7	
1993 6	105.4	101.0	-8.2	104.4	1.1	129.7	116.3	6.3	111.5	4.9	
1993 7	96.6	91.5	-17.7	105.6	4.2	126.8	109.4	-7.7	115.9	11.8	
1993 8	81.2	76.5	-7.7	106.1	3.7	118.0	101.2	3.5	116.6	11.4	
1993 9	105.5	99.9	-10.5	105.6	3.8	125.5	109.1	1.6	115.0	10.9	
1993 10	107.3	103.9	-8.1	103.3	1.8	127.3	109.3	-6.2	116.5	12.0	
1993 11	106.0	100.0	0.2	106.0	3.9	126.4	108.7	5.0	116.3	9.3	
1993 12	101.0	94.3	4.4	107.1	5.3	137.2	119.7	6.0	114.6	6.8	

	Vereinigte Staaten United States of America Etats-Unis					Japan Japan Japon									
	VAL	VOL	VOL Δ%	UV	UV Δ%	VAL	VOL	VOL Δ%	UV	UV Δ%					
	Jährliche Indizes					Annual Indices					Indices annuels				
1989	100.0	93.9	:	106.5	:	98.3	93.8	:	104.8	:					
1990	100.0	100.0	6.5	100.0	-6.1	100.0	100.0	6.6	100.0	-4.6					
1991	109.7	104.7	4.7	104.8	4.8	110.4	105.7	5.7	104.4	4.4					
1992	114.5	107.9	3.1	106.1	1.2	120.4	112.4	6.3	107.1	2.6					
1993	107.4	91.6	-15.1	117.2	10.5	122.9	101.8	-9.4	120.7	12.7					
	Vierteljährliche Indizes					Quarterly Indices					Indices trimestriels				
1989 1	97.6	91.0	:	107.3	:	104.3	97.4	:	107.1	:					
1989 2	108.9	104.0	:	104.7	:	105.3	102.3	:	102.9	:					
1989 3	98.5	91.7	:	107.4	:	90.3	86.2	:	104.7	:					
1989 4	97.9	91.5	:	107.0	:	93.8	89.8	:	104.4	:					
1990 1	106.7	104.5	14.8	102.1	-4.8	101.1	98.9	1.5	102.2	-4.6					
1990 2	104.6	104.4	0.4	100.2	-4.3	109.1	109.8	7.3	99.4	-3.4					
1990 3	92.1	92.7	1.1	99.3	-7.5	90.7	94.4	9.5	96.1	-8.2					
1990 4	96.6	98.5	7.7	98.1	-8.3	98.4	96.3	7.2	102.2	-2.1					
1991 1	107.5	108.6	3.9	99.0	-3.0	108.8	106.7	7.9	102.0	-0.2					
1991 2	121.0	113.1	8.3	107.0	6.8	116.1	112.4	2.4	103.3	3.9					
1991 3	104.3	95.7	3.2	109.0	9.8	110.6	102.9	9.0	107.5	11.9					
1991 4	106.5	101.6	3.1	104.8	6.8	109.6	104.4	8.4	105.0	2.7					
1992 1	116.1	108.1	-0.5	107.4	8.5	122.7	114.0	6.8	107.6	5.5					
1992 2	121.1	111.1	-1.8	109.0	1.9	123.1	115.8	3.0	106.3	2.9					
1992 3	110.2	107.9	12.7	102.1	-6.3	116.5	109.1	6.0	106.8	-0.7					
1992 4	111.9	105.8	4.1	105.8	1.0	118.4	109.9	5.3	107.7	2.6					
1993 1	107.3	92.3	-14.6	116.3	8.3	121.0	104.2	-8.6	116.1	7.9					
1993 2	108.5	94.6	-14.9	114.7	5.2	125.0	104.7	-9.6	119.4	12.3					
1993 3	102.7	85.5	-20.8	120.1	17.6	119.8	97.0	-11.1	123.5	15.6					
1993 4	109.9	93.2	-11.9	117.9	11.4	122.6	98.7	-10.2	124.2	15.3					
	Monatliche Indizes					Monthly Indices					Indices mensuels				
1989 1	87.2	83.0	:	105.1	:	105.1	100.5	:	104.6	:					
1989 2	97.4	91.5	:	106.5	:	96.1	86.9	:	110.6	:					
1989 3	108.2	98.5	:	109.8	:	111.9	104.9	:	106.7	:					
1989 4	109.1	104.1	:	104.8	:	108.9	106.7	:	102.1	:					
1989 5	101.2	97.2	:	104.1	:	97.9	93.2	:	105.0	:					
1989 6	116.5	110.7	:	105.2	:	109.3	107.1	:	102.1	:					
1989 7	100.6	93.9	:	107.1	:	92.0	88.3	:	104.2	:					
1989 8	94.7	90.4	:	104.8	:	84.4	80.1	:	105.4	:					
1989 9	100.0	90.8	:	110.1	:	94.3	90.1	:	104.7	:					
1989 10	102.0	95.5	:	106.8	:	105.3	97.3	:	108.2	:					
1989 11	101.8	95.2	:	106.9	:	91.9	88.4	:	104.0	:					
1989 12	89.9	83.8	:	107.3	:	83.8	83.5	:	100.3	:					

	Vereinigte Staaten United States of America Etats-Unis					Japan Japan Japon									
	VAL	VOL	VOL Δ%	UV	UV Δ%	VAL	VOL	VOL Δ%	UV	UV Δ%					
	Jährliche Indizes					Annual Indices					Indices annuels				
1989	104.3	104.4	:	99.9	:	104.2	101.4	:	102.8	:					
1990	100.0	100.0	-4.2	100.0	0.1	100.0	100.0	-1.4	100.0	-2.7					
1991	109.6	101.2	1.2	108.3	8.3	110.5	103.9	3.9	106.4	6.4					
1992	121.2	108.1	6.8	112.1	3.5	117.3	106.9	2.9	109.7	3.1					
1993	139.3	109.7	1.5	127.0	13.3	134.5	106.6	-0.3	126.2	15.0					
	Vierteljährliche Indizes					Quarterly Indices					Indices trimestriels				
1989 1	100.1	102.6	:	97.6	:	118.7	112.3	:	105.7	:					
1989 2	111.8	112.1	:	99.7	:	104.9	101.6	:	103.2	:					
1989 3	106.2	102.3	:	103.8	:	100.7	96.9	:	103.9	:					
1989 4	101.9	103.6	:	98.4	:	96.3	98.1	:	98.2	:					
1990 1	106.9	105.1	2.4	101.7	4.2	109.6	104.4	-7.0	105.0	-0.7					
1990 2	103.0	102.8	-8.3	100.2	0.5	92.7	93.6	-7.9	99.0	-4.1					
1990 3	98.7	96.3	-5.9	102.5	-1.3	101.8	105.2	8.6	96.8	-6.8					
1990 4	93.0	97.3	-6.1	95.6	-2.8	95.8	96.7	-1.4	99.1	0.9					
1991 1	101.5	97.5	-7.2	104.1	2.4	114.7	110.6	5.9	103.7	-1.2					
1991 2	112.2	107.8	4.9	104.1	3.9	114.5	110.1	17.6	104.0	5.1					
1991 3	120.4	102.9	6.9	117.0	14.1	117.6	107.0	1.7	109.9	13.5					
1991 4	124.5	115.4	18.6	107.9	12.9	114.7	106.1	9.7	108.1	9.1					
1992 1	121.5	104.6	7.3	116.2	11.6	122.7	109.2	-1.3	112.4	8.4					
1992 2	121.6	107.4	-0.4	113.2	8.7	113.9	102.2	-7.2	111.4	7.1					
1992 3	119.5	110.1	7.0	108.5	-7.3	121.9	114.0	6.5	106.9	-2.7					
1992 4	130.2	117.4	1.7	110.9	2.8	119.1	110.1	3.8	108.2	0.1					
1993 1	122.3	99.1	-5.3	123.4	6.2	122.1	102.9	-5.8	118.7	5.6					
1993 2	127.3	100.8	-6.1	126.3	11.6	122.9	97.4	-4.7	126.2	13.3					
1993 3	135.3	107.4	-2.5	126.0	16.1	137.7	104.0	-8.8	132.4	23.9					
1993 4	140.2	106.2	-9.5	132.0	19.0	130.2	102.2	-7.2	127.4	17.7					
	Monatliche Indizes					Monthly Indices					Indices mensuels				
1989 1	92.4	96.7	:	95.6	:	102.1	99.3	:	102.8	:					
1989 2	101.6	103.0	:	98.6	:	129.7	117.5	:	110.4	:					
1989 3	106.4	108.0	:	98.5	:	124.4	120.2	:	103.5	:					
1989 4	104.8	107.3	:	97.7	:	90.1	89.9	:	100.2	:					
1989 5	116.6	116.1	:	100.4	:	108.8	103.2	:	105.4	:					
1989 6	113.9	112.9	:	100.9	:	115.7	111.7	:	103.6	:					
1989 7	106.4	105.0	:	101.3	:	100.7	98.3	:	102.4	:					
1989 8	109.2	102.9	:	106.1	:	100.1	97.8	:	102.4	:					
1989 9	103.2	99.0	:	104.2	:	101.3	94.7	:	107.0	:					
1989 10	105.0	106.0	:	99.1	:	108.7	106.8	:	101.8	:					
1989 11	108.3	111.5	:	97.1	:	97.7	99.2	:	98.5	:					
1989 12	92.7	93.4	:	99.2	:	82.5	88.2	:	93.5	:					

SITC 5: CHEMISCHE
ERZEUGNISSE, A.N.G.SITC 5: CHEMICALS AND
RELATED PRODUCTS,
N.E.S.CTCI 5: PRODUITS
CHIMIQUES ET PRODUITS
CONNEXES, N.D.A.

	Vereinigte Staaten United States of America Etats-Unis					Japan Japan Japon									
	VAL	VOL	VOL Δ%	UV	UV Δ%	VAL	VOL	VOL Δ%	UV	UV Δ%					
	Monatliche Indizes					Monthly Indices					Indices mensuels				
1990 1	105.8	103.1	24.2	102.6	-2.4	105.9	104.2	3.7	101.6	-2.9					
1990 2	97.5	95.1	3.9	102.5	-3.8	92.7	89.4	2.9	103.7	-6.2					
1990 3	116.9	115.3	17.1	101.4	-7.7	104.5	103.0	-1.8	101.5	-4.9					
1990 4	106.2	104.8	0.7	101.3	-3.3	107.0	106.7	0.0	100.3	-1.8					
1990 5	107.0	109.5	12.7	97.7	-6.1	108.0	108.4	16.3	99.6	-5.1					
1990 6	100.6	98.7	-10.8	101.9	-3.1	112.7	114.4	6.8	98.5	-3.5					
1990 7	101.5	101.5	8.1	100.0	-6.6	89.9	94.5	7.0	95.1	-8.7					
1990 8	88.4	87.6	-3.1	100.9	-3.7	91.0	96.0	19.9	94.8	-10.1					
1990 9	86.3	89.0	-2.0	97.0	-11.9	91.5	92.8	3.0	98.6	-5.8					
1990 10	105.1	107.6	12.7	97.7	-8.5	110.7	107.8	10.8	102.7	-5.1					
1990 11	102.3	103.4	8.6	98.9	-7.5	104.9	104.0	17.6	100.9	-3.0					
1990 12	82.4	84.4	0.7	97.6	-9.0	79.4	76.9	-7.9	103.3	3.0					
1991 1	114.7	114.7	11.3	100.0	-2.5	123.6	121.1	16.2	102.1	0.5					
1991 2	98.1	100.7	5.9	97.4	-5.0	94.0	90.0	0.7	104.4	0.7					
1991 3	109.8	110.6	-4.1	99.3	-2.1	109.0	109.1	5.9	99.9	-1.6					
1991 4	123.5	116.8	11.5	105.7	4.3	127.8	126.8	18.8	100.8	0.5					
1991 5	126.2	118.8	8.5	106.2	8.7	113.7	107.3	-1.0	106.0	6.4					
1991 6	113.2	103.6	5.0	109.3	7.3	107.1	103.2	-9.8	103.8	5.4					
1991 7	115.0	105.4	3.8	109.1	9.1	112.9	103.0	9.0	109.6	15.2					
1991 8	92.5	85.3	-2.6	108.4	7.4	100.1	94.3	-1.8	106.2	12.0					
1991 9	105.7	96.5	8.4	109.5	12.9	118.8	111.3	19.9	106.7	8.2					
1991 10	119.9	111.4	3.5	107.6	10.1	115.2	109.5	1.6	105.2	2.4					
1991 11	108.7	103.4	0.0	105.1	6.3	117.6	111.5	7.2	105.5	4.6					
1991 12	90.8	90.0	6.6	100.9	3.4	96.1	92.3	20.0	104.1	0.8					
1992 1	108.8	102.2	-10.9	106.5	6.5	126.8	115.7	-4.5	109.6	7.3					
1992 2	111.3	105.4	4.7	105.6	8.4	109.5	104.1	15.7	105.2	0.8					
1992 3	127.9	116.5	5.3	109.8	10.6	131.8	122.3	12.1	107.8	7.9					
1992 4	121.4	110.7	-5.2	109.7	3.8	130.1	123.4	-2.7	105.4	4.6					
1992 5	117.5	107.5	-9.5	109.3	2.9	114.5	108.5	1.1	105.5	-0.5					
1992 6	124.2	114.9	10.9	108.1	-1.1	124.7	115.6	12.0	107.9	3.9					
1992 7	120.1	118.6	12.5	101.3	-7.1	126.8	114.3	11.0	110.9	1.2					
1992 8	100.2	96.6	13.2	103.7	-4.3	103.1	98.7	4.7	104.5	-1.6					
1992 9	110.4	108.6	12.5	101.7	-7.1	119.6	114.2	2.6	104.7	-1.9					
1992 10	113.0	105.7	-5.1	106.9	-0.7	120.0	109.5	0.0	109.6	4.2					
1992 11	118.3	115.4	11.6	102.5	-2.5	120.3	115.1	3.2	104.5	-0.9					
1992 12	104.4	96.2	6.9	108.5	7.5	114.9	105.3	14.1	109.1	4.8					
1993 1	98.8	86.4	-15.5	114.3	7.3	116.8	101.7	-12.1	114.8	4.7					
1993 2	100.9	84.1	-20.2	120.0	13.6	112.1	96.1	-7.7	116.7	10.9					
1993 3	122.6	106.5	-8.6	115.1	4.8	134.1	114.9	-6.1	116.7	8.3					
1993 4	111.5	96.0	-13.3	116.1	5.8	131.3	109.0	-11.7	120.5	14.3					
1993 5	104.8	92.3	-14.1	113.5	3.8	113.0	94.8	-12.6	119.2	13.0					
1993 6	109.3	95.4	-17.0	114.6	6.0	130.9	110.4	-4.5	118.6	9.9					
1993 7	106.6	87.5	-26.2	121.8	20.2	121.6	97.4	-14.8	124.8	12.5					
1993 8	94.9	77.7	-19.6	122.1	17.7	105.7	86.5	-12.4	122.2	16.9					
1993 9	106.5	91.2	-16.0	116.8	14.8	132.4	107.2	-6.1	123.5	18.0					
1993 10	106.3	92.1	-12.9	115.4	8.0	126.5	102.0	-6.8	124.0	13.1					
1993 11	111.7	93.1	-19.3	120.0	17.1	126.7	101.7	-11.6	124.6	19.2					
1993 12	111.5	94.3	-2.0	118.2	8.9	114.6	92.4	-12.3	124.0	13.7					

EU Ausfuhr
SITC 5: CHEMISCHE
ERZEUGNISSE, A.N.G.

EU Exports
SITC 5: CHEMICALS AND
RELATED PRODUCTS,
N.E.S.

Exportations UE
CTCI 5: PRODUITS
CHIMIQUES ET PRODUITS
CONNEXES, N.D.A.

1990=100

	Vereinigte Staaten United States of America Etats-Unis					Japan Japan Japon									
	VAL	VOL	VOL Δ%	UV	UV Δ%	VAL	VOL	VOL Δ%	UV	UV Δ%					
	Monatliche Indizes					Monthly Indices					Indices mensuels				
1990 1	104.0	103.8	7.3	100.2	4.8	117.7	110.8	11.6	106.2	3.3					
1990 2	102.2	99.4	-3.5	102.8	4.3	107.4	102.0	-13.2	105.3	-4.6					
1990 3	114.3	112.1	3.8	102.0	3.6	103.9	100.6	-16.3	103.3	-0.2					
1990 4	96.8	98.6	-8.1	98.2	0.5	79.3	81.1	-9.8	97.8	-2.4					
1990 5	107.4	104.1	-10.3	103.2	2.8	100.0	101.8	-1.4	98.2	-6.8					
1990 6	105.0	105.8	-6.3	99.2	-1.7	98.7	97.8	-12.4	100.9	-2.6					
1990 7	109.5	106.8	1.7	102.5	1.2	116.0	119.7	21.8	96.9	-5.4					
1990 8	102.7	96.3	-6.4	106.6	0.5	107.8	111.4	13.9	96.8	-5.5					
1990 9	83.8	85.8	-13.3	97.7	-6.2	81.8	84.4	-10.9	96.9	-9.4					
1990 10	96.4	97.4	-8.1	99.0	-0.1	104.3	104.2	-2.4	100.1	-1.7					
1990 11	95.5	101.4	-9.1	94.2	-3.0	87.7	87.5	-11.8	100.2	1.7					
1990 12	87.2	93.1	-0.3	93.7	-5.5	95.6	98.5	11.7	97.1	3.9					
1991 1	104.6	100.3	-3.4	104.3	4.1	122.9	116.8	5.4	105.2	-0.9					
1991 2	99.6	95.9	-3.5	103.9	1.1	109.1	110.3	8.1	98.9	-6.1					
1991 3	100.4	96.4	-14.0	104.1	2.1	112.1	104.6	4.0	107.2	3.8					
1991 4	107.2	102.4	3.9	104.7	6.6	101.2	95.7	18.0	105.7	8.1					
1991 5	117.2	110.8	6.4	105.8	2.5	133.4	132.1	29.8	101.0	2.9					
1991 6	112.4	110.2	4.2	102.0	2.8	109.1	102.6	4.9	106.3	5.4					
1991 7	135.9	110.4	3.4	123.1	20.1	144.0	136.0	13.6	105.9	9.3					
1991 8	114.8	97.6	1.3	117.6	10.3	94.8	84.6	-24.1	112.0	15.7					
1991 9	110.7	100.8	17.5	109.8	12.4	114.0	100.4	19.0	113.5	17.1					
1991 10	124.4	115.8	18.9	107.4	8.5	127.4	114.9	10.3	110.9	10.8					
1991 11	121.8	113.3	11.7	107.5	14.1	116.4	112.8	28.9	103.2	3.0					
1991 12	127.6	117.2	25.9	108.9	16.2	100.5	90.7	-7.9	110.8	14.1					
1992 1	120.2	103.6	3.3	116.0	11.2	125.2	115.3	-1.3	108.6	3.2					
1992 2	119.6	105.1	9.6	113.8	9.5	115.1	102.8	-6.8	112.0	13.2					
1992 3	125.0	105.3	9.2	118.7	14.0	128.0	109.5	4.7	116.9	9.0					
1992 4	119.5	105.7	3.2	113.1	8.0	120.3	110.8	15.8	108.6	2.7					
1992 5	118.2	103.6	-6.5	114.1	7.8	100.0	89.4	-32.3	111.9	10.8					
1992 6	127.1	113.0	2.5	112.5	10.3	121.2	106.3	3.6	114.0	7.2					
1992 7	132.4	124.4	12.7	106.4	-13.6	135.0	127.4	-6.3	106.0	0.1					
1992 8	115.6	107.2	9.8	107.8	-8.3	99.1	91.7	8.4	108.1	-3.5					
1992 9	110.4	98.6	-2.2	112.0	2.0	131.5	122.9	22.4	107.0	-5.7					
1992 10	122.2	112.0	-3.3	109.1	1.6	122.4	116.6	1.5	105.0	-5.3					
1992 11	127.8	112.4	-0.8	113.7	5.8	109.7	101.2	-10.3	108.4	5.0					
1992 12	140.7	127.8	9.0	110.1	1.1	125.4	112.6	24.1	111.4	0.5					
1993 1	110.4	90.9	-12.3	121.4	4.7	112.6	95.3	-17.3	118.2	8.8					
1993 2	124.7	103.2	-1.8	120.8	6.2	125.5	105.8	2.9	118.6	5.9					
1993 3	131.9	103.2	-2.0	127.8	7.7	128.6	107.6	-1.7	119.5	2.2					
1993 4	131.7	102.4	-3.1	128.6	13.7	120.1	95.9	-13.4	125.2	15.3					
1993 5	124.3	93.6	-9.7	132.8	16.4	108.2	80.9	-9.5	133.8	19.6					
1993 6	125.8	106.2	-6.0	118.5	5.3	140.3	115.4	8.6	121.6	6.7					
1993 7	147.3	114.6	-7.9	128.5	20.8	143.1	112.2	-11.9	127.5	20.3					
1993 8	130.8	104.3	-2.7	125.4	16.3	126.2	93.1	1.5	135.6	25.4					
1993 9	127.8	103.1	4.6	124.0	10.7	143.6	106.7	-13.2	134.6	25.8					
1993 10	133.7	100.6	-10.2	132.9	21.8	133.4	100.7	-13.6	132.5	26.2					
1993 11	138.2	106.3	-5.4	130.0	14.3	123.4	89.7	-11.4	137.6	26.9					
1993 12	148.7	111.7	-12.6	133.1	20.9	133.7	116.1	3.1	115.2	3.4					

**SITC 6: BEARBEITETE
WAREN, VORWIEGEND
NACH BESCHAFFENHEIT
GEGLIEDERT**

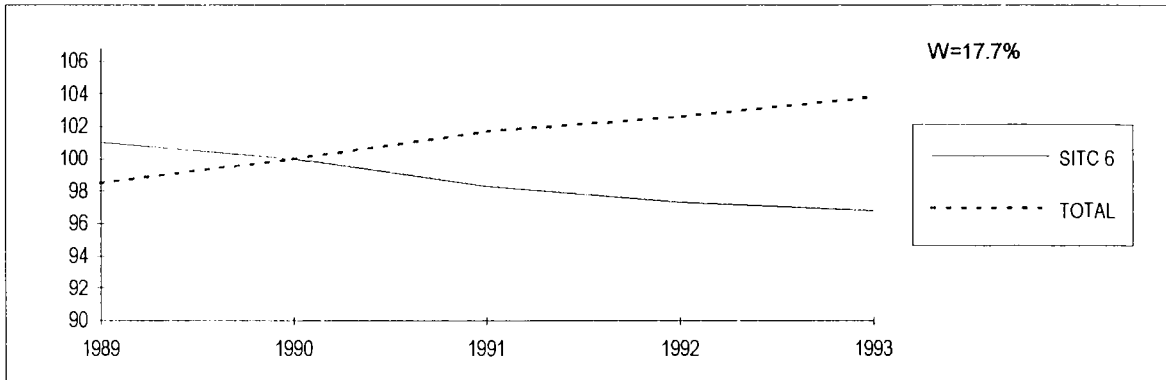
**SITC 6:
MANUFACTURED
GOODS CLASSIFIED
CHIEFLY BY MATERIAL**

**CTCI 6: ART.
MANUFACT. CLASSES
PRINC. D'APRES LA
MATIERE PREMIERE**

Intra-EU Einfuhren

Intra-EU Imports

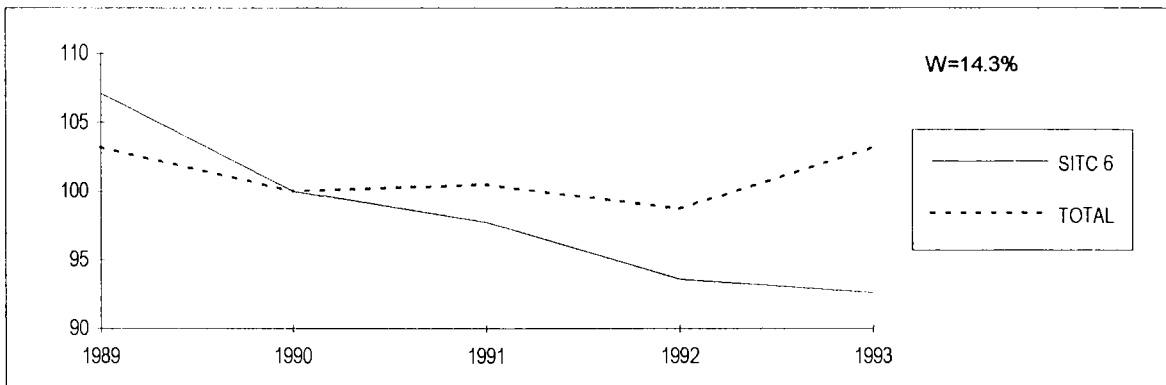
Importations intra-UE



Extra-EU Einfuhren

Extra-EU Imports

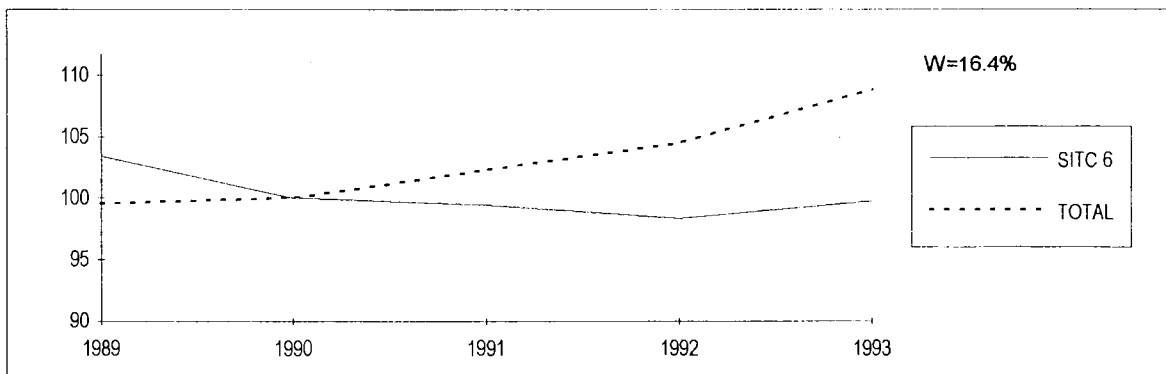
Importations extra-UE



Extra-EU Ausfuhren

Extra-EU Exports

Exportations extra-UE



**SITC 6: BEARBEITETE
WAREN, VORWIEGEND
NACH BESCHAFFENHEIT
GEGLIEDERT**

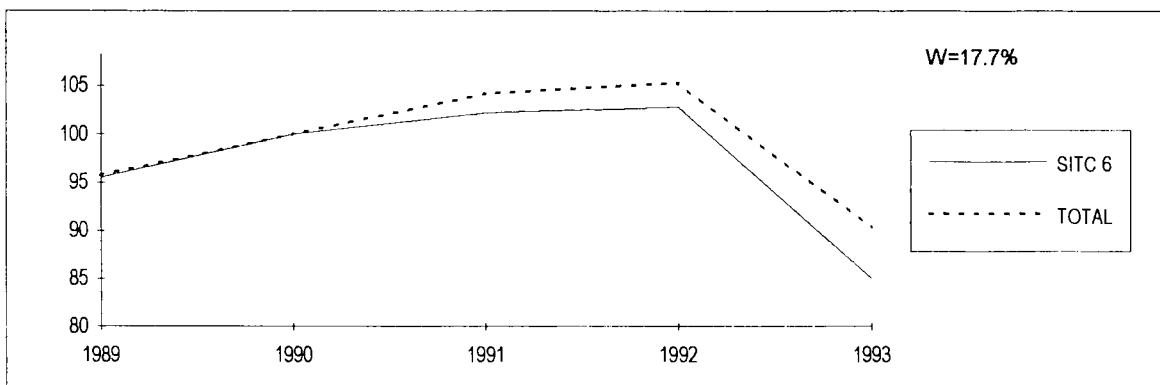
**SITC 6:
MANUFACTURED
GOODS CLASSIFIED
CHIEFLY BY MATERIAL**

**CTCI 6: ART.
MANUFACT. CLASSES
PRINC. D'APRES LA
MATIERE PREMIERE**

Intra-EU Einfuhren

Intra-EU Imports

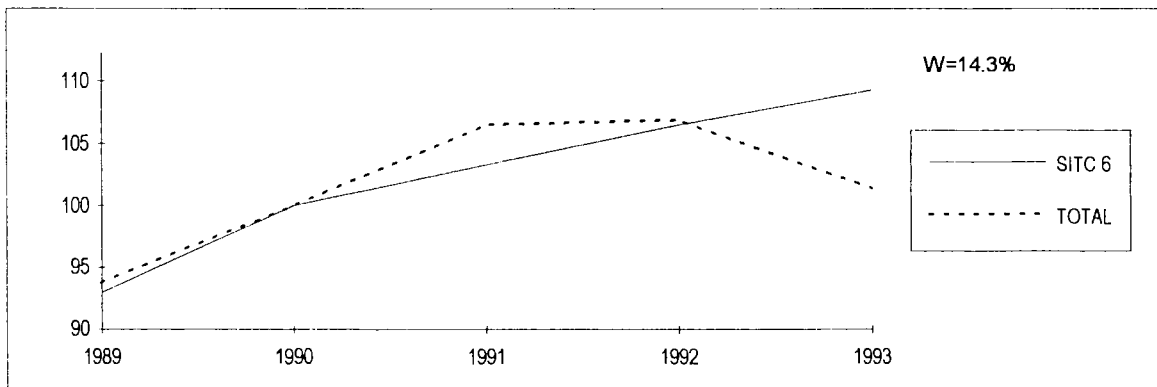
Importations intra-UE



Extra-EU Einfuhren

Extra-EU Imports

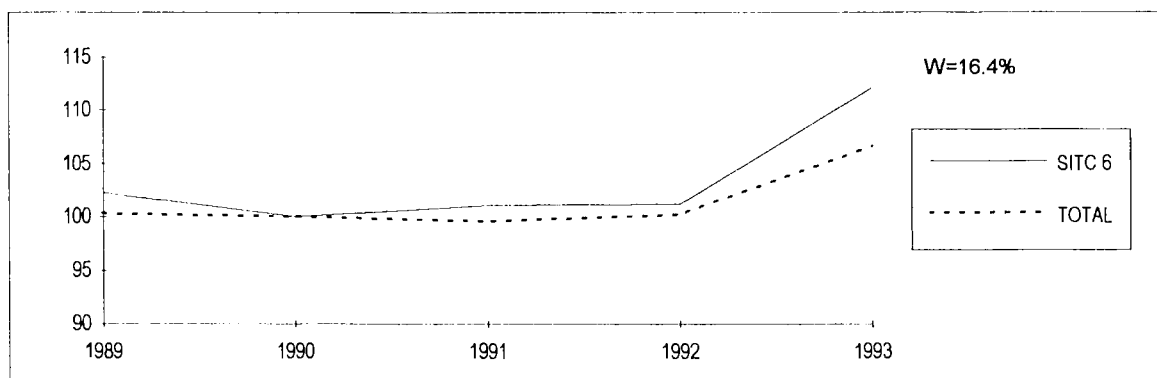
Importations extra-UE



Extra-EU Ausfuhren

Extra-EU Exports

Exportations extra-UE



SITC 6: BEARBEITETE
WAREN, VORWIEGEND NACH
BESCHAFFENHEIT
GEGLIEDERT

SITC 6: MANUFACTURED
GOODS CLASSIFIED
CHIEFLY BY MATERIAL

CTCI 6: ART. MANUFACT.
CLASSES PRINC. D'APRES
LA MATIERE PREMIERE

	Intra-EU Intra-EU Intra-UE					Extra-EU Extra-EU Extra-UE									
	VAL	VOL	VOL Δ%	UV	UV Δ%	VAL	VOL	VOL Δ%	UV	UV Δ%					
	Jährliche Indizes					Annual Indices					Indices annuels				
1989	96.5	95.5	:	101.0	:	99.6	93.0	:	107.1	:					
1990	100.0	100.0	4.7	100.0	-1.0	100.0	100.0	7.5	100.0	-6.6					
1991	100.5	102.2	2.2	98.3	-1.7	100.9	103.3	3.3	97.7	-2.3					
1992	100.0	102.8	0.6	97.3	-1.0	99.7	106.5	3.1	93.6	-4.2					
1993	82.3	85.0	-17.3	96.8	-0.5	101.2	109.3	2.6	92.6	-1.1					
	Vierteljährliche Indizes					Quarterly Indices					Indices trimestriels				
1989 1	95.7	95.7	:	100.0	:	102.1	95.9	:	106.5	:					
1989 2	103.9	102.5	:	101.4	:	108.4	100.0	:	108.4	:					
1989 3	88.0	86.9	:	101.3	:	94.9	88.2	:	107.6	:					
1989 4	100.8	99.6	:	101.2	:	98.9	93.4	:	105.9	:					
1990 1	102.3	101.5	6.1	100.8	0.8	103.0	101.7	6.0	101.3	-4.9					
1990 2	104.7	104.5	2.0	100.2	-1.2	103.4	102.5	2.5	100.9	-6.9					
1990 3	90.6	90.7	4.4	99.9	-1.4	94.2	94.1	6.7	100.1	-7.0					
1990 4	102.3	103.2	3.6	99.1	-2.1	99.4	101.7	8.9	97.7	-7.7					
1991 1	101.5	102.7	1.2	98.8	-2.0	103.1	107.3	5.5	96.1	-5.1					
1991 2	105.1	106.8	2.2	98.4	-1.8	105.4	106.4	3.8	99.1	-1.8					
1991 3	92.5	94.1	3.7	98.3	-1.6	98.2	99.2	5.4	99.0	-1.1					
1991 4	101.2	103.7	0.5	97.6	-1.5	96.9	100.2	-1.5	96.7	-1.0					
1992 1	105.0	107.6	4.8	97.6	-1.2	104.7	110.9	3.4	94.4	-1.8					
1992 2	106.1	108.6	1.7	97.7	-0.7	105.2	111.3	4.6	94.5	-4.6					
1992 3	93.1	96.0	2.0	97.0	-1.3	94.5	102.2	3.0	92.5	-6.6					
1992 4	98.8	102.1	-1.5	96.8	-0.8	95.9	103.4	3.2	92.7	-4.1					
1993 1	82.1	84.4	-21.6	97.3	-0.3	101.7	109.1	-1.6	93.2	-1.3					
1993 2	83.7	86.2	-20.6	97.1	-0.6	101.8	110.3	-0.9	92.3	-2.3					
1993 3	74.9	77.5	-19.3	96.7	-0.3	97.9	105.3	3.0	93.0	0.5					
1993 4	85.1	88.4	-13.4	96.3	-0.5	103.2	112.4	8.7	91.8	-1.0					
	Monatliche Indizes					Monthly Indices					Indices mensuels				
1989 1	92.2	92.7	:	99.5	:	100.9	95.7	:	105.4	:					
1989 2	92.5	92.4	:	100.1	:	97.1	91.1	:	106.6	:					
1989 3	102.4	102.1	:	100.3	:	108.2	100.8	:	107.3	:					
1989 4	99.6	98.3	:	101.3	:	103.6	96.0	:	107.9	:					
1989 5	102.2	100.8	:	101.4	:	108.1	99.8	:	108.3	:					
1989 6	109.9	108.4	:	101.4	:	113.5	104.1	:	109.0	:					
1989 7	94.0	92.4	:	101.7	:	96.2	89.2	:	107.8	:					
1989 8	74.0	72.9	:	101.5	:	85.3	80.1	:	106.5	:					
1989 9	96.4	95.5	:	100.9	:	102.9	95.2	:	108.1	:					
1989 10	109.6	108.2	:	101.3	:	107.1	99.8	:	107.3	:					
1989 11	105.8	104.8	:	101.0	:	104.2	98.4	:	105.9	:					
1989 12	86.8	85.8	:	101.2	:	85.4	82.0	:	104.1	:					

EU Ausfuhr
SITC 6: BEARBEITETE
WAREN, VORWIEGEND NACH
BESCHAFFENHEIT
GEGLIEDERT

EU Exports
SITC 6: MANUFACTURED
GOODS CLASSIFIED
CHIEFLY BY MATERIAL

Exportations UE
CTCI 6: ART. MANUFACT.
CLASSES PRINC. D'APRES
LA MATIERE PREMIERE

	Intra-EU Intra-EU Intra-UE					Extra-EU Extra-EU Extra-UE									
	VAL	VOL	VOL Δ%	UV	UV Δ%	VAL	VOL	VOL Δ%	UV	UV Δ%					
	Jährliche Indizes					Annual Indices					Indices annuels				
1989	97.1	96.2	:	100.9	:	105.8	102.3	:	103.4	:					
1990	100.0	100.0	4.0	100.0	-0.9	100.0	100.0	-2.2	100.0	-3.3					
1991	100.4	102.4	2.4	98.0	-2.0	100.5	101.1	1.1	99.4	-0.6					
1992	100.0	103.0	0.6	97.1	-0.9	99.5	101.2	0.1	98.3	-1.1					
1993	92.1	94.6	-8.2	97.4	0.3	111.8	112.1	10.8	99.7	1.4					
	Vierteljährliche Indizes					Quarterly Indices					Indices trimestriels				
1989 1	94.3	94.6	:	99.7	:	98.5	96.9	:	101.7	:					
1989 2	103.9	102.8	:	101.1	:	114.1	110.2	:	103.5	:					
1989 3	89.9	88.7	:	101.3	:	103.3	98.9	:	104.4	:					
1989 4	100.1	98.6	:	101.5	:	112.8	108.6	:	103.9	:					
1990 1	102.2	101.6	7.4	100.6	0.9	103.0	101.8	5.1	101.2	-0.5					
1990 2	104.9	104.7	1.8	100.2	-0.9	103.8	103.5	-6.1	100.3	-3.1					
1990 3	90.6	90.8	2.4	99.8	-1.5	92.3	92.3	-6.7	100.0	-4.2					
1990 4	102.0	102.6	4.1	99.4	-2.1	100.6	102.2	-5.9	98.4	-5.3					
1991 1	102.3	103.8	2.2	98.6	-2.0	92.6	94.4	-7.3	98.1	-3.1					
1991 2	106.3	108.2	3.3	98.2	-2.0	102.6	102.5	-1.0	100.1	-0.2					
1991 3	91.9	94.0	3.5	97.8	-2.0	100.2	99.8	8.1	100.4	0.4					
1991 4	101.8	104.5	1.9	97.4	-2.0	107.9	109.0	6.7	99.0	0.6					
1992 1	105.3	108.0	4.0	97.5	-1.1	97.4	98.2	4.0	99.2	1.1					
1992 2	105.8	108.6	0.4	97.4	-0.8	103.0	104.0	1.5	99.0	-1.1					
1992 3	93.6	96.6	2.8	96.9	-0.9	96.8	99.5	-0.3	97.3	-3.1					
1992 4	98.3	101.9	-2.5	96.5	-0.9	107.2	109.6	0.6	97.8	-1.2					
1993 1	93.7	96.1	-11.0	97.5	0.0	99.9	100.5	2.3	99.4	0.2					
1993 2	93.5	95.9	-11.7	97.5	0.1	113.4	114.7	10.3	98.9	-0.1					
1993 3	82.9	85.1	-11.9	97.4	0.5	108.7	108.4	8.9	100.3	3.1					
1993 4	92.6	95.5	-6.3	97.0	0.5	123.2	122.7	12.0	100.4	2.7					
	Monatliche Indizes					Monthly Indices					Indices mensuels				
1989 1	88.7	89.4	:	99.2	:	92.3	91.5	:	100.9	:					
1989 2	91.8	91.9	:	99.9	:	94.7	93.1	:	101.7	:					
1989 3	102.4	102.3	:	100.1	:	108.6	106.1	:	102.4	:					
1989 4	99.5	98.7	:	100.8	:	110.2	106.9	:	103.1	:					
1989 5	100.4	99.1	:	101.3	:	110.4	107.0	:	103.2	:					
1989 6	111.8	110.5	:	101.2	:	121.6	116.8	:	104.1	:					
1989 7	95.5	94.4	:	101.2	:	108.6	103.8	:	104.6	:					
1989 8	71.8	70.9	:	101.3	:	92.3	88.8	:	103.9	:					
1989 9	102.1	100.8	:	101.3	:	108.9	104.1	:	104.6	:					
1989 10	109.3	107.6	:	101.6	:	118.4	113.0	:	104.8	:					
1989 11	104.5	103.1	:	101.4	:	113.9	109.8	:	103.7	:					
1989 12	86.4	85.1	:	101.5	:	106.1	103.0	:	103.0	:					

SITC 6: BEARBEITETE
WAREN, VORWIEGEND NACH
BESCHAFFENHEIT
GEGLIEDERT

SITC 6: MANUFACTURED
GOODS CLASSIFIED
CHIEFLY BY MATERIAL

CTCI 6: ART. MANUFACT.
CLASSES PRINC. D'APRES
LA MATIERE PREMIERE

	Intra-EU Intra-EU Intra-UE					Extra-EU Extra-EU Extra-UE				
	VAL	VOL	VOL Δ%	UV	UV Δ%	VAL	VOL	VOL Δ%	UV	UV Δ%
	Monatliche Indizes			Monthly Indices			Indices mensuels			
1990 1	99.1	97.8	5.5	101.3	1.8	106.2	103.7	8.4	102.4	-2.8
1990 2	96.7	96.1	4.0	100.6	0.5	94.1	93.4	2.5	100.7	-5.5
1990 3	111.1	110.7	8.4	100.4	0.1	109.0	108.1	7.2	100.8	-6.1
1990 4	100.8	100.5	2.2	100.3	-1.0	98.0	96.8	0.8	101.2	-6.2
1990 5	108.5	108.3	7.4	100.2	-1.2	108.2	107.4	7.6	100.7	-7.0
1990 6	104.8	104.6	-3.5	100.2	-1.2	104.1	103.4	-0.7	100.7	-7.6
1990 7	100.8	100.6	8.9	100.2	-1.5	100.9	100.3	12.4	100.6	-6.7
1990 8	74.7	74.6	2.3	100.2	-1.3	86.1	86.5	8.0	99.5	-6.6
1990 9	96.5	97.1	1.7	99.4	-1.5	95.5	95.5	0.3	100.0	-7.5
1990 10	112.6	113.4	4.8	99.3	-2.0	109.8	111.0	11.2	98.9	-7.8
1990 11	108.3	109.5	4.5	98.9	-2.1	106.7	109.5	11.3	97.4	-8.0
1990 12	85.9	86.8	1.2	99.0	-2.2	81.7	84.5	3.0	96.7	-7.1
1991 1	104.0	104.7	7.1	99.3	-2.0	112.5	116.9	12.7	96.2	-6.1
1991 2	96.4	97.7	1.7	98.7	-1.9	95.1	99.5	6.5	95.6	-5.1
1991 3	103.9	105.6	-4.6	98.4	-2.0	101.8	105.5	-2.4	96.5	-4.3
1991 4	106.0	107.8	7.3	98.3	-2.0	109.8	111.4	15.1	98.6	-2.6
1991 5	105.5	107.0	-1.2	98.6	-1.6	108.1	109.0	1.5	99.2	-1.5
1991 6	103.9	105.5	0.9	98.5	-1.7	98.3	98.7	-4.5	99.6	-1.1
1991 7	107.0	108.2	7.6	98.9	-1.3	106.9	105.9	5.6	100.9	0.3
1991 8	71.9	72.9	-2.3	98.6	-1.6	85.1	86.4	-0.1	98.5	-1.0
1991 9	98.5	101.2	4.2	97.3	-2.1	102.6	105.2	10.2	97.5	-2.5
1991 10	112.8	115.6	1.9	97.6	-1.7	107.8	111.1	0.1	97.0	-1.9
1991 11	101.9	104.6	-4.5	97.4	-1.5	99.5	102.8	-6.1	96.8	-0.6
1991 12	88.8	90.8	4.6	97.8	-1.2	83.3	86.8	2.7	96.0	-0.7
1992 1	99.3	101.5	-3.1	97.8	-1.5	104.6	110.9	-5.1	94.3	-2.0
1992 2	102.4	105.0	7.5	97.5	-1.2	98.8	105.0	5.5	94.1	-1.6
1992 3	113.3	116.3	10.1	97.4	-1.0	110.7	116.8	10.7	94.8	-1.8
1992 4	111.3	113.9	5.7	97.7	-0.6	105.5	111.3	-0.1	94.8	-3.9
1992 5	100.8	103.1	-3.6	97.8	-0.8	102.9	108.8	-0.2	94.6	-4.6
1992 6	106.1	108.8	3.1	97.5	-1.0	107.0	113.7	15.2	94.1	-5.5
1992 7	107.8	110.6	2.2	97.5	-1.4	103.6	111.2	5.0	93.2	-7.6
1992 8	69.2	71.0	-2.6	97.5	-1.1	76.5	82.7	-4.3	92.5	-6.1
1992 9	102.4	106.4	5.1	96.2	-1.1	103.3	112.6	7.0	91.7	-5.9
1992 10	108.0	111.7	-3.4	96.7	-0.9	103.2	112.1	0.9	92.1	-5.1
1992 11	98.8	102.4	-2.1	96.5	-0.9	95.3	102.8	0.0	92.7	-4.2
1992 12	89.8	92.2	1.5	97.4	-0.4	88.7	95.2	9.7	93.2	-2.9
1993 1	72.3	74.4	-26.7	97.2	-0.6	95.5	102.9	-7.2	92.8	-1.6
1993 2	82.6	84.7	-19.3	97.5	0.0	99.4	106.6	1.5	93.2	-1.0
1993 3	91.4	94.2	-19.0	97.0	-0.4	110.2	117.7	0.8	93.6	-1.3
1993 4	82.6	84.9	-25.5	97.3	-0.4	103.0	110.7	-0.5	93.0	-1.9
1993 5	81.6	84.5	-18.0	96.6	-1.2	96.8	104.9	-3.6	92.3	-2.4
1993 6	86.9	89.4	-17.8	97.2	-0.3	105.7	115.4	1.5	91.6	-2.7
1993 7	78.6	81.1	-26.7	96.9	-0.6	101.2	108.8	-2.2	93.0	-0.2
1993 8	60.7	62.7	-11.7	96.8	-0.7	87.3	93.4	12.9	93.5	1.1
1993 9	85.6	88.8	-16.5	96.4	0.2	105.4	113.7	1.0	92.7	1.1
1993 10	86.3	89.7	-19.7	96.2	-0.5	102.5	112.1	0.0	91.4	-0.8
1993 11	84.9	88.3	-13.8	96.2	-0.3	108.8	118.3	15.1	92.0	-0.8
1993 12	84.1	87.2	-5.4	96.4	-1.0	98.1	106.8	12.2	91.9	-1.4

EU Ausfuhr
SITC 6: BEARBEITETE
WAREN, VORWIEGEND NACH
BESCHAFFENHEIT
GEGLIEDERT

EU Exports
SITC 6: MANUFACTURED
GOODS CLASSIFIED
CHIEFLY BY MATERIAL

Exportations UE
CTCI 6: ART. MANUFACT.
CLASSES PRINC. D'APRES
LA MATIERE PREMIERE

	Intra-EU Intra-EU Intra-UE					Extra-EU Extra-EU Extra-UE									
	VAL	VOL	VOL Δ%	UV	UV Δ%	VAL	VOL	VOL Δ%	UV	UV Δ%					
	Monatliche Indizes					Monthly Indices					Indices mensuels				
1990 1	100.1	99.0	10.7	101.1	1.9	100.7	98.7	7.9	102.0	1.1					
1990 2	96.5	96.0	4.5	100.5	0.6	98.1	97.2	4.4	100.9	-0.8					
1990 3	110.0	109.8	7.3	100.2	0.1	110.2	109.4	3.1	100.7	-1.7					
1990 4	100.7	100.6	1.9	100.1	-0.7	99.9	99.4	-7.0	100.5	-2.5					
1990 5	107.6	107.4	8.4	100.2	-1.1	108.4	108.6	1.5	99.8	-3.3					
1990 6	106.5	106.2	-3.9	100.3	-0.9	103.1	102.4	-12.3	100.7	-3.3					
1990 7	99.8	99.2	5.1	100.6	-0.6	103.3	102.7	-1.1	100.6	-3.8					
1990 8	74.5	74.8	5.5	99.6	-1.7	83.6	83.9	-5.5	99.7	-4.0					
1990 9	97.5	98.4	-2.4	99.1	-2.2	89.8	90.2	-13.4	99.6	-4.8					
1990 10	114.9	115.4	7.2	99.6	-2.0	106.5	107.4	-5.0	99.2	-5.3					
1990 11	108.3	109.1	5.8	99.3	-2.1	103.8	105.7	-3.7	98.2	-5.3					
1990 12	82.9	83.4	-2.0	99.4	-2.1	91.4	93.4	-9.3	97.9	-5.0					
1991 1	104.0	105.0	6.1	99.0	-2.1	89.1	90.5	-8.3	98.4	-3.5					
1991 2	98.4	99.9	4.1	98.5	-2.0	89.3	91.2	-6.2	97.9	-3.0					
1991 3	104.8	106.5	-3.0	98.4	-1.8	99.4	101.4	-7.3	98.0	-2.7					
1991 4	107.0	109.1	8.4	98.1	-2.0	99.1	100.1	0.7	99.0	-1.5					
1991 5	105.5	107.2	-0.2	98.4	-1.8	105.3	104.5	-3.8	100.8	1.0					
1991 6	106.3	108.4	2.1	98.1	-2.2	103.3	102.9	0.5	100.4	-0.3					
1991 7	105.2	107.0	7.9	98.3	-2.3	117.5	115.8	12.8	101.5	0.9					
1991 8	72.3	73.5	-1.7	98.3	-1.3	89.7	89.5	6.7	100.2	0.5					
1991 9	98.5	101.6	3.3	96.9	-2.2	93.4	94.2	4.4	99.2	-0.4					
1991 10	114.8	117.7	2.0	97.5	-2.1	117.8	118.0	9.9	99.8	0.6					
1991 11	102.2	105.3	-3.5	97.1	-2.2	105.3	107.0	1.2	98.4	0.2					
1991 12	88.6	90.6	8.6	97.8	-1.6	100.6	102.0	9.2	98.6	0.7					
1992 1	101.4	103.8	-1.1	97.7	-1.3	91.4	92.4	2.1	98.9	0.5					
1992 2	102.3	105.0	5.1	97.4	-1.1	94.4	95.2	4.4	99.2	1.3					
1992 3	112.1	115.1	8.1	97.4	-1.0	106.2	106.8	5.3	99.4	1.4					
1992 4	108.1	111.0	1.7	97.4	-0.7	106.8	107.6	7.5	99.3	0.3					
1992 5	101.8	104.5	-2.5	97.4	-1.0	97.8	98.9	-5.4	98.9	-1.9					
1992 6	107.5	110.3	1.8	97.5	-0.6	104.3	105.5	2.5	98.9	-1.5					
1992 7	107.8	110.5	3.3	97.6	-0.7	113.1	115.6	-0.2	97.8	-3.6					
1992 8	69.8	71.9	-2.2	97.1	-1.2	80.1	82.1	-8.3	97.6	-2.6					
1992 9	103.0	107.3	5.6	96.0	-0.9	97.3	100.9	7.1	96.4	-2.8					
1992 10	111.5	115.7	-1.7	96.4	-1.1	111.6	114.9	-2.6	97.1	-2.7					
1992 11	98.9	102.5	-2.7	96.5	-0.6	103.0	105.2	-1.7	97.9	-0.5					
1992 12	84.5	87.5	-3.4	96.6	-1.2	107.0	108.8	6.7	98.3	-0.3					
1993 1	87.7	89.9	-13.4	97.5	-0.2	84.0	84.1	-9.0	99.9	1.0					
1993 2	91.5	93.7	-10.8	97.6	0.2	98.8	99.6	4.6	99.2	0.0					
1993 3	102.2	104.8	-8.9	97.5	0.1	116.6	117.7	10.2	99.1	-0.3					
1993 4	91.2	93.5	-15.8	97.5	0.1	109.3	110.5	2.7	98.9	-0.4					
1993 5	89.9	91.6	-12.3	98.1	0.7	109.1	110.8	12.0	98.5	-0.4					
1993 6	99.6	102.6	-7.0	97.1	-0.4	121.6	122.6	16.2	99.2	0.3					
1993 7	87.8	90.1	-18.5	97.5	-0.1	120.2	120.2	4.0	100.0	2.2					
1993 8	65.3	66.8	-7.1	97.8	0.7	91.6	91.1	11.0	100.6	3.1					
1993 9	95.5	98.6	-8.1	96.9	0.9	114.4	113.9	12.9	100.4	4.1					
1993 10	97.0	100.3	-13.3	96.7	0.3	120.9	120.8	5.1	100.1	3.1					
1993 11	93.2	96.0	-6.3	97.1	0.6	121.0	120.0	14.1	100.8	3.0					
1993 12	87.8	90.2	3.1	97.3	0.7	127.8	127.3	17.0	100.4	2.1					

SITC 6: BEARBEITETE
WAREN, VORWIEGEND NACH
BESCHAFFENHEIT
GEGLIEDERT

SITC 6: MANUFACTURED
GOODS CLASSIFIED
CHIEFLY BY MATERIAL

CTCI 6: ART. MANUFACT.
CLASSES PRINC. D'APRES
LA MATIERE PREMIERE

	Vereinigte Staaten United States of America Etats-Unis					Japan Japan Japon									
	VAL	VOL	VOL Δ%	UV	UV Δ%	VAL	VOL	VOL Δ%	UV	UV Δ%					
	Jährliche Indizes					Annual Indices					Indices annuels				
1989	98.7	91.8	:	107.5	:	99.9	93.8	:	106.5	:					
1990	100.0	100.0	8.9	100.0	-7.0	100.0	100.0	6.6	100.0	-6.1					
1991	107.7	109.7	9.7	98.2	-1.8	109.4	103.8	3.8	105.4	5.4					
1992	101.2	103.1	-6.0	98.2	0.0	108.3	98.3	-5.3	110.2	4.6					
1993	92.0	87.4	-15.2	105.3	7.2	98.8	82.4	-16.2	119.9	8.8					
	Vierteljährliche Indizes					Quarterly Indices					Indices trimestriels				
1989 1	97.8	93.1	:	105.1	:	94.4	88.4	:	106.8	:					
1989 2	106.8	98.8	:	108.1	:	104.8	97.3	:	107.7	:					
1989 3	95.3	87.6	:	108.8	:	102.5	96.7	:	106.0	:					
1989 4	96.1	89.1	:	107.9	:	99.5	94.2	:	105.6	:					
1990 1	106.9	102.0	9.6	104.8	-0.3	99.8	97.8	10.6	102.0	-4.5					
1990 2	108.4	106.4	7.7	101.9	-5.7	96.4	96.4	-0.9	100.0	-7.1					
1990 3	93.0	94.6	8.0	98.3	-9.7	98.9	101.4	4.9	97.5	-8.0					
1990 4	91.6	96.9	8.8	94.5	-12.4	104.2	103.7	10.1	100.5	-4.8					
1991 1	105.6	111.6	9.4	94.6	-9.7	107.7	105.9	8.3	101.7	-0.3					
1991 2	118.1	115.0	8.1	102.7	0.8	108.4	101.8	5.6	106.5	6.5					
1991 3	107.3	109.9	16.2	97.6	-0.7	110.9	103.7	2.3	106.9	9.6					
1991 4	99.7	101.9	5.2	97.8	3.5	110.3	103.6	-0.1	106.5	6.0					
1992 1	110.8	112.0	0.4	98.9	4.5	106.6	96.8	-8.6	110.1	8.3					
1992 2	107.3	106.3	-7.6	100.9	-1.8	117.7	105.7	3.8	111.4	4.6					
1992 3	95.5	100.4	-8.6	95.1	-2.6	102.7	95.1	-8.3	108.0	1.0					
1992 4	92.3	94.5	-7.3	97.7	-0.1	108.2	97.1	-6.3	111.4	4.6					
1993 1	96.1	91.0	-18.8	105.6	6.8	100.0	85.2	-12.0	117.4	6.6					
1993 2	94.3	90.3	-15.1	104.4	3.5	102.1	85.4	-19.2	119.5	7.3					
1993 3	86.6	81.2	-19.1	106.7	12.2	94.4	77.5	-18.5	121.8	12.8					
1993 4	91.0	87.0	-7.9	104.6	7.1	98.9	81.6	-16.0	121.2	8.8					
	Monatliche Indizes					Monthly Indices					Indices mensuels				
1989 1	97.2	94.1	:	103.3	:	98.6	92.8	:	106.3	:					
1989 2	94.9	89.0	:	106.6	:	85.0	78.6	:	108.1	:					
1989 3	101.6	96.4	:	105.4	:	99.4	93.7	:	106.1	:					
1989 4	99.4	92.7	:	107.2	:	97.6	90.9	:	107.4	:					
1989 5	109.4	102.9	:	106.3	:	110.3	102.1	:	108.0	:					
1989 6	111.6	100.7	:	110.8	:	106.4	98.8	:	107.7	:					
1989 7	93.5	85.7	:	109.1	:	101.1	94.9	:	106.5	:					
1989 8	93.7	87.8	:	106.7	:	98.1	92.5	:	106.1	:					
1989 9	98.9	89.3	:	110.7	:	108.6	102.9	:	105.5	:					
1989 10	106.4	97.0	:	109.7	:	108.8	102.5	:	106.1	:					
1989 11	102.3	94.7	:	108.0	:	105.4	99.5	:	105.9	:					
1989 12	79.6	75.6	:	105.3	:	84.2	80.6	:	104.5	:					

EU Ausfuhr
SITC 6: BEARBEITETE
WAREN, VORWIEGEND NACH
BESCHAFFENHEIT
GEGLIEDERT

EU Exports
SITC 6: MANUFACTURED
GOODS CLASSIFIED
CHIEFLY BY MATERIAL

Exportations UE
CTCI 6: ART. MANUFACT.
CLASSES PRINC. D'APRES
LA MATIERE PREMIERE

	Vereinigte Staaten United States of America Etats-Unis					Japan Japan Japon									
	VAL	VOL	VOL Δ%	UV	UV Δ%	VAL	VOL	VOL Δ%	UV	UV Δ%					
	Jährliche Indizes					Annual indices					Indices annuels				
1989	111.2	104.4	:	106.5	:	102.5	97.7	:	104.9	:					
1990	100.0	100.0	-4.2	100.0	-6.1	100.0	100.0	2.4	100.0	-4.7					
1991	91.8	90.3	-9.7	101.7	1.7	97.2	96.8	-3.2	100.4	0.4					
1992	89.1	89.3	-1.1	99.8	-1.9	81.1	82.7	-14.6	98.1	-2.3					
1993	108.5	104.4	16.9	103.9	4.1	80.9	82.2	-0.6	98.4	0.3					
	Vierteljährliche Indizes					Quarterly Indices					Indices trimestriels				
1989 1	101.0	97.5	:	103.6	:	89.0	85.7	:	103.9	:					
1989 2	117.5	109.8	:	107.0	:	114.7	109.2	:	105.0	:					
1989 3	115.1	106.3	:	108.3	:	101.5	97.8	:	103.8	:					
1989 4	111.3	104.2	:	106.8	:	104.7	97.9	:	106.9	:					
1990 1	98.2	96.5	-1.0	101.8	-1.7	98.4	99.4	16.0	99.0	-4.7					
1990 2	102.3	101.2	-7.8	101.1	-5.5	105.8	106.2	-2.7	99.6	-5.1					
1990 3	99.0	98.6	-7.2	100.4	-7.3	97.5	97.7	-0.1	99.8	-3.9					
1990 4	100.3	103.5	-0.7	96.9	-9.3	98.2	96.6	-1.3	101.7	-4.9					
1991 1	84.3	87.3	-9.5	96.6	-5.1	91.4	92.7	-6.7	98.6	-0.4					
1991 2	94.2	91.1	-10.0	103.4	2.3	104.4	104.2	-1.9	100.2	0.6					
1991 3	92.6	87.6	-11.2	105.7	5.3	98.8	97.5	-0.2	101.3	1.5					
1991 4	98.3	97.2	-6.1	101.1	4.3	96.1	94.6	-2.1	101.6	-0.1					
1992 1	84.6	83.3	-4.6	101.6	5.2	83.7	83.4	-10.0	100.3	1.7					
1992 2	91.2	89.6	-1.6	101.8	-1.5	82.5	83.3	-20.1	99.0	-1.2					
1992 3	88.8	90.8	3.7	97.8	-7.5	78.7	82.2	-15.7	95.8	-5.4					
1992 4	92.7	94.4	-2.9	98.2	-2.9	80.7	83.0	-12.3	97.2	-4.3					
1993 1	87.8	85.9	3.1	102.2	0.6	69.7	72.2	-13.4	96.5	-3.8					
1993 2	106.4	103.5	15.5	102.8	1.0	82.6	84.6	1.6	97.6	-1.4					
1993 3	112.8	107.2	18.1	105.2	7.6	86.0	87.0	5.8	98.9	3.2					
1993 4	123.8	118.1	25.1	104.8	6.7	83.0	82.7	-0.4	100.4	3.3					
	Monatliche Indizes					Monthly Indices					Indices mensuels				
1989 1	93.1	91.2	:	102.1	:	80.1	78.5	:	102.0	:					
1989 2	98.5	94.8	:	103.9	:	81.0	76.3	:	106.1	:					
1989 3	111.3	106.4	:	104.6	:	106.1	102.3	:	103.7	:					
1989 4	108.6	102.2	:	106.3	:	108.1	102.2	:	105.8	:					
1989 5	117.8	110.5	:	106.6	:	108.8	104.2	:	104.4	:					
1989 6	125.9	116.6	:	108.0	:	127.2	121.4	:	104.8	:					
1989 7	126.1	115.9	:	108.8	:	116.8	112.4	:	103.9	:					
1989 8	99.6	92.9	:	107.2	:	78.4	76.1	:	103.0	:					
1989 9	119.8	110.2	:	108.7	:	109.5	105.0	:	104.3	:					
1989 10	126.8	116.3	:	109.0	:	114.9	105.1	:	109.3	:					
1989 11	112.5	105.9	:	106.2	:	104.8	97.1	:	107.9	:					
1989 12	94.8	90.6	:	104.6	:	94.4	91.5	:	103.2	:					

SITC 6: BEARBEITETE
WAREN, VORWIEGEND NACH
BESCHAFFENHEIT
GEGLIEDERT

SITC 6: MANUFACTURED
GOODS CLASSIFIED
CHIEFLY BY MATERIAL

CTCI 6: ART. MANUFACT.
CLASSES PRINC. D'APRES
LA MATIERE PREMIERE

	Vereinigte Staaten United States of America Etats-Unis					Japan Japan Japon									
	VAL	VOL	VOL Δ%	UV	UV Δ%	VAL	VOL	VOL Δ%	UV	UV Δ%					
	Monatliche Indizes					Monthly Indices					Indices mensuels				
1990 1	109.5	102.7	9.1	106.6	3.2	111.1	109.2	17.7	101.7	-4.3					
1990 2	100.4	95.6	7.4	105.0	-1.5	87.2	85.1	8.3	102.5	-5.2					
1990 3	110.6	107.6	11.6	102.8	-2.5	100.8	98.9	5.5	101.9	-4.0					
1990 4	106.8	104.5	12.7	102.2	-4.7	89.9	90.1	-0.9	99.8	-7.1					
1990 5	114.0	112.5	9.3	101.3	-4.7	98.4	98.3	-3.7	100.1	-7.3					
1990 6	104.4	102.1	1.4	102.3	-7.7	101.0	100.9	2.1	100.1	-7.1					
1990 7	102.8	102.7	19.8	100.1	-8.2	94.6	94.7	-0.2	99.9	-6.2					
1990 8	86.0	87.6	-0.2	98.2	-8.0	102.3	106.4	15.0	96.1	-9.4					
1990 9	90.0	93.4	4.6	96.4	-12.9	99.7	103.0	0.1	96.8	-8.2					
1990 10	103.5	106.9	10.2	96.8	-11.8	116.4	117.0	14.1	99.5	-6.2					
1990 11	95.5	103.1	8.9	92.6	-14.3	116.8	115.3	15.9	101.3	-4.3					
1990 12	75.5	80.5	6.5	93.8	-10.9	79.8	79.0	-2.0	101.0	-3.3					
1991 1	116.8	123.6	20.4	94.5	-11.4	122.6	120.8	10.6	101.5	-0.2					
1991 2	97.7	104.7	9.5	93.3	-11.1	85.5	83.6	-1.8	102.3	-0.2					
1991 3	102.1	106.4	-1.1	96.0	-6.6	115.0	113.2	14.5	101.6	-0.3					
1991 4	124.6	123.2	17.9	101.1	-1.1	112.7	107.2	19.0	105.1	5.3					
1991 5	123.8	120.3	6.9	102.9	1.6	104.8	97.5	-0.8	107.5	7.4					
1991 6	105.8	101.3	-0.8	104.4	2.1	107.9	100.8	-0.1	107.0	6.9					
1991 7	115.2	107.2	4.4	107.5	7.4	106.9	99.2	4.8	107.8	7.9					
1991 8	95.3	100.2	14.4	95.1	-3.2	107.8	101.4	-4.7	106.3	10.6					
1991 9	111.0	121.6	30.2	91.3	-5.3	117.7	110.4	7.2	106.6	10.1					
1991 10	111.3	115.3	7.9	96.5	-0.3	124.9	119.5	2.1	104.5	5.0					
1991 11	106.5	110.0	6.7	96.8	4.5	117.3	109.0	-5.5	107.6	6.2					
1991 12	81.2	80.2	-0.4	101.2	7.9	89.1	82.5	4.4	108.0	6.9					
1992 1	114.6	118.3	-4.3	96.9	2.5	112.4	102.7	-15.0	109.4	7.8					
1992 2	103.9	104.7	0.0	99.2	6.3	92.8	84.9	1.6	109.3	6.8					
1992 3	113.8	113.0	6.2	100.7	4.9	114.4	102.7	-9.3	111.4	9.6					
1992 4	111.2	109.0	-11.5	102.0	0.9	129.5	115.0	7.3	112.6	7.1					
1992 5	106.4	104.8	-12.9	101.5	-1.4	114.8	104.5	7.2	109.9	2.2					
1992 6	104.1	104.9	3.6	99.2	-5.0	108.7	97.5	-3.3	111.5	4.2					
1992 7	104.8	107.9	0.7	97.1	-9.7	114.8	102.1	2.9	112.4	4.3					
1992 8	82.4	87.7	-12.5	93.9	-1.3	84.9	79.6	-21.5	106.6	0.3					
1992 9	99.3	105.5	-13.2	94.1	3.1	108.4	103.5	-6.3	104.7	-1.8					
1992 10	99.3	103.4	-10.3	96.0	-0.5	118.8	109.2	-8.6	108.8	4.1					
1992 11	93.1	94.3	-14.3	98.7	2.0	106.6	95.7	-12.2	111.4	3.5					
1992 12	84.9	85.9	7.1	98.8	-2.4	98.9	86.3	4.6	114.6	6.1					
1993 1	94.9	92.8	-21.6	102.3	5.6	96.6	84.3	-17.9	114.6	4.8					
1993 2	91.0	85.8	-18.1	106.1	7.0	84.9	71.7	-15.5	118.4	8.3					
1993 3	102.1	94.4	-16.5	108.2	7.4	118.6	99.7	-2.9	119.0	6.8					
1993 4	95.1	91.1	-16.4	104.4	2.4	111.8	93.5	-18.7	119.6	6.2					
1993 5	92.1	88.0	-16.0	104.7	3.2	95.5	79.2	-24.2	120.6	9.7					
1993 6	95.8	91.9	-12.4	104.2	5.0	99.0	83.6	-14.3	118.4	6.2					
1993 7	87.6	81.7	-24.3	107.2	10.4	90.3	74.9	-26.6	120.6	7.3					
1993 8	82.8	77.7	-11.4	106.6	13.5	92.9	75.5	-5.2	123.0	15.4					
1993 9	89.7	84.4	-20.0	106.3	13.0	100.0	82.1	-20.7	121.8	16.3					
1993 10	86.8	84.8	-18.0	102.3	6.6	102.5	84.5	-22.6	121.3	11.5					
1993 11	97.3	92.3	-2.1	105.4	6.8	102.5	85.7	-10.4	119.6	7.4					
1993 12	89.0	83.8	-2.4	106.2	7.5	92.0	74.8	-13.3	123.0	7.3					

SITC 6: BEARBEITETE
WAREN, VORWIEGEND NACH
BESCHAFFENHEIT
GEGLIEDERT

SITC 6: MANUFACTURED
GOODS CLASSIFIED
CHIEFLY BY MATERIAL

CTCI 6: ART. MANUFACT.
CLASSES PRINC. D'APRES
LA MATIERE PREMIERE

	Vereinigte Staaten United States of America Etats-Unis					Japan Japan Japon									
	VAL	VOL	VOL Δ%	UV	UV Δ%	VAL	VOL	VOL Δ%	UV	UV Δ%					
	Monatliche Indizes					Monthly Indices					Indices mensuels				
1990 1	94.6	92.8	1.8	101.9	-0.2	91.1	88.0	12.1	103.5	1.5					
1990 2	94.2	92.8	-2.1	101.5	-2.3	92.1	93.0	21.9	99.0	-6.7					
1990 3	106.1	104.1	-2.2	101.9	-2.6	112.2	117.4	14.8	95.6	-7.8					
1990 4	97.1	95.9	-6.2	101.3	-4.7	100.6	101.0	-1.2	99.6	-5.9					
1990 5	105.5	105.5	-4.5	100.0	-6.2	109.6	113.1	8.5	96.9	-7.2					
1990 6	104.3	102.3	-12.3	102.0	-5.6	107.2	104.7	-13.8	102.4	-2.3					
1990 7	118.2	116.0	0.1	101.9	-6.3	121.5	122.6	9.1	99.1	-4.6					
1990 8	88.4	88.7	-4.5	99.7	-7.0	79.6	79.7	4.7	99.9	-3.0					
1990 9	90.5	91.1	-17.3	99.3	-8.6	91.6	90.9	-13.4	100.8	-3.4					
1990 10	111.4	114.4	-1.6	97.4	-10.6	112.0	109.9	4.6	101.9	-6.8					
1990 11	104.0	107.6	1.6	96.7	-8.9	95.7	96.0	-1.1	99.7	-7.6					
1990 12	85.4	88.5	-2.3	96.5	-7.7	86.8	83.7	-8.5	103.7	0.5					
1991 1	84.9	88.3	-4.8	96.2	-5.6	84.0	82.4	-6.4	101.9	-1.5					
1991 2	79.5	83.2	-10.3	95.5	-5.9	95.3	95.1	2.3	100.2	1.2					
1991 3	88.4	90.3	-13.3	97.9	-3.9	94.9	100.5	-14.4	94.4	-1.3					
1991 4	94.2	94.2	-1.8	100.0	-1.3	100.9	102.6	1.6	98.3	-1.3					
1991 5	95.8	91.0	-13.7	105.3	5.3	109.2	106.7	-5.7	102.3	5.6					
1991 6	92.7	88.3	-13.7	105.0	2.9	103.3	103.4	-1.2	99.9	-2.4					
1991 7	114.4	106.5	-8.2	107.4	5.4	125.4	123.5	0.7	101.5	2.4					
1991 8	79.4	75.7	-14.7	104.9	5.2	79.3	78.2	-1.9	101.4	1.5					
1991 9	83.7	80.5	-11.6	104.0	4.7	92.0	91.0	0.1	101.1	0.3					
1991 10	111.1	108.2	-5.4	102.7	5.4	105.7	101.6	-7.6	104.0	2.1					
1991 11	95.4	95.2	-11.5	100.2	3.6	94.4	92.6	-3.5	101.9	2.2					
1991 12	88.2	88.1	-0.5	100.1	3.7	88.5	89.6	7.0	98.8	-4.7					
1992 1	80.2	80.2	-9.2	100.0	4.0	73.6	70.7	-14.2	104.1	2.2					
1992 2	80.9	79.4	-4.6	101.9	6.7	84.9	87.3	-8.2	97.3	-2.9					
1992 3	92.8	90.4	0.1	102.7	4.9	92.2	92.1	-8.4	100.1	6.0					
1992 4	97.0	94.7	0.5	102.4	2.4	82.3	83.6	-18.5	98.5	0.2					
1992 5	84.1	83.1	-8.7	101.2	-3.9	77.7	78.9	-26.1	98.5	-3.7					
1992 6	92.4	90.9	2.9	101.6	-3.2	87.2	87.2	-15.7	100.0	0.1					
1992 7	108.1	109.9	3.2	98.4	-8.4	97.4	100.8	-18.4	96.6	-4.8					
1992 8	68.4	70.0	-7.5	97.7	-6.9	60.7	64.8	-17.1	93.6	-7.7					
1992 9	89.8	92.5	14.9	97.1	-6.6	78.3	81.1	-10.9	96.5	-4.5					
1992 10	97.2	100.2	-7.4	97.0	-5.6	90.4	95.0	-6.5	95.2	-8.5					
1992 11	88.8	90.4	-5.0	98.2	-2.0	74.9	76.0	-17.9	98.5	-3.3					
1992 12	92.1	92.5	5.0	99.6	-0.5	76.6	77.9	-13.1	98.3	-0.5					
1993 1	77.2	75.0	-6.5	102.9	2.9	58.5	57.6	-18.5	101.6	-2.4					
1993 2	85.9	84.4	6.3	101.8	-0.1	73.0	76.9	-11.9	94.9	-2.5					
1993 3	100.6	98.5	9.0	102.1	-0.6	77.5	82.1	-10.9	94.4	-5.7					
1993 4	101.6	99.1	4.6	102.5	0.1	79.9	81.9	-2.0	97.5	-1.0					
1993 5	101.9	99.0	19.1	102.9	1.7	80.2	82.9	5.1	96.8	-1.7					
1993 6	115.8	112.4	23.7	103.0	1.4	88.0	89.2	2.3	98.6	-1.4					
1993 7	126.6	120.0	9.2	105.5	7.2	105.7	106.3	5.5	99.4	2.9					
1993 8	91.2	86.9	24.1	105.0	7.5	63.1	64.3	-0.8	98.1	4.8					
1993 9	120.4	114.7	24.0	105.0	8.1	89.1	90.3	11.3	98.7	2.3					
1993 10	122.5	116.9	16.7	104.8	8.0	77.9	78.5	-17.4	99.2	4.2					
1993 11	123.5	117.7	30.2	104.9	6.8	82.0	81.0	6.6	101.2	2.7					
1993 12	125.1	119.7	29.4	104.5	4.9	89.3	88.7	13.9	100.7	2.4					

**SITC 7:
MASCHINENBAUERZEUGNISSE, ELEKTROTECH. ERZEUGNISSE UND FAHRZEUGE**

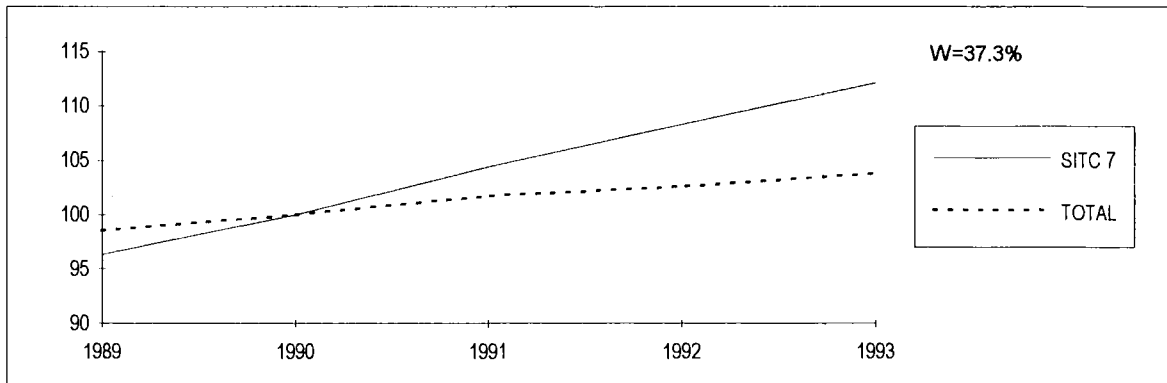
SITC 7: MACHINERY AND TRANSPORT EQUIPMENT

CTCI 7: MACHINES ET MATERIEL DE TRANSPORT

Intra-EU Einfuhren

Intra-EU Imports

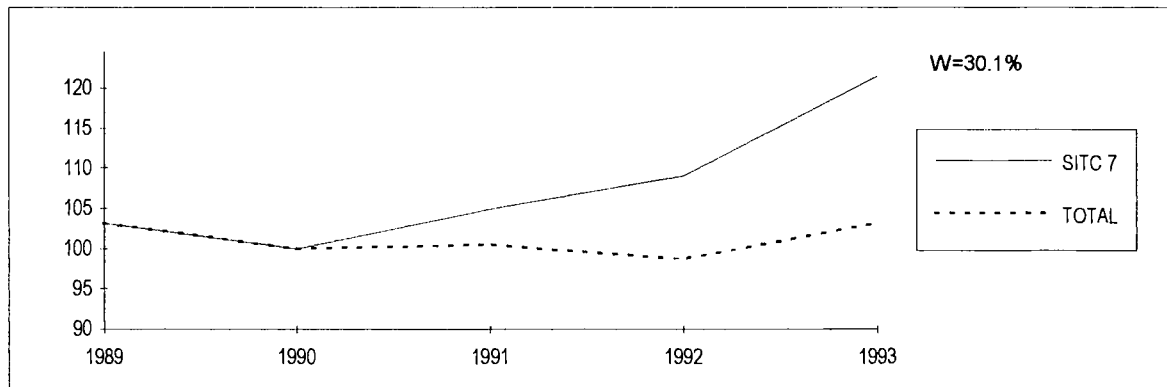
Importations intra-UE



Extra-EU Einfuhren

Extra-EU Imports

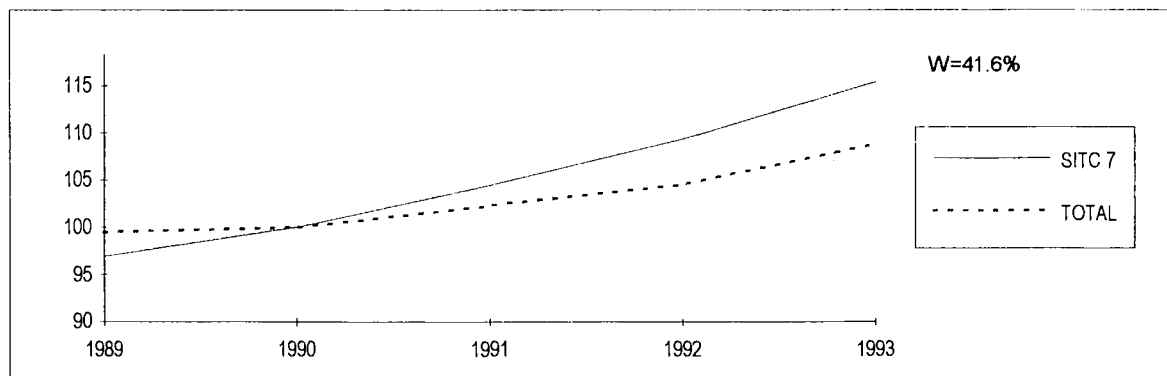
Importations extra-UE



Extra-EU Ausfuhren

Extra-EU Exports

Exportations extra-UE



**SITC 7:
MASCHINENBAUERZEUGNISSE, ELEKTROTECH. ERZEUGNISSE UND FAHRZEUGE**

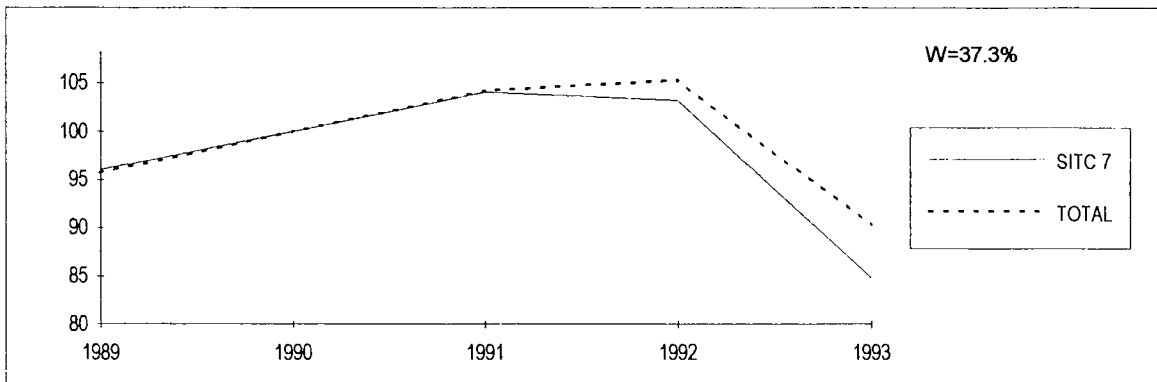
SITC 7: MACHINERY AND TRANSPORT EQUIPMENT

CTCI 7: MACHINES ET MATERIEL DE TRANSPORT

Intra-EU Einfuhren

Intra-EU Imports

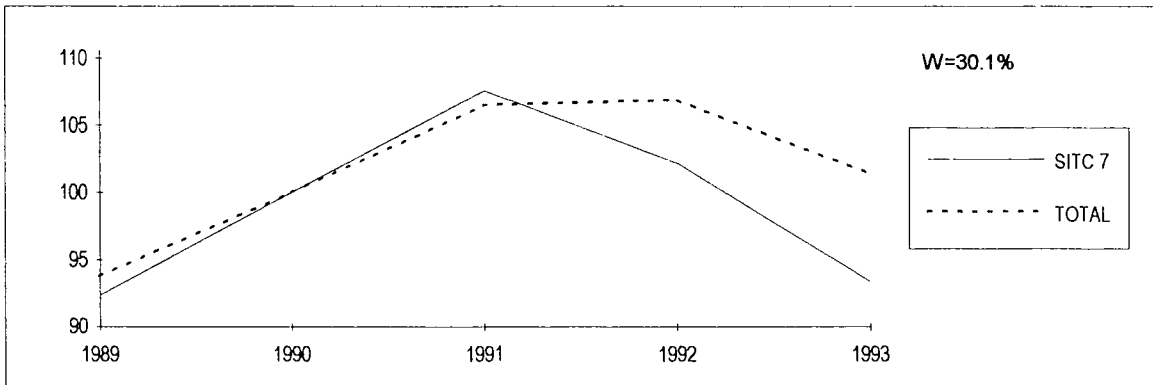
Importations intra-UE



Extra-EU Einfuhren

Extra-EU Imports

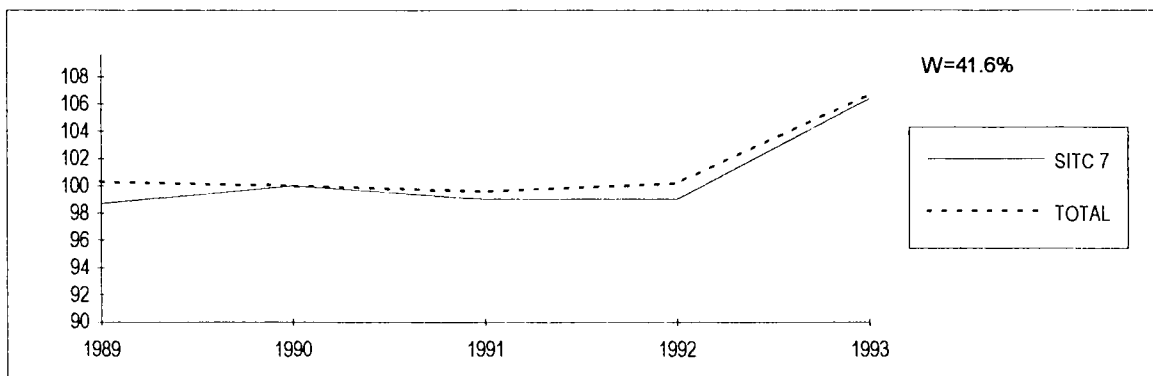
Importations extra-UE



Extra-EU Ausfuhren

Extra-EU Exports

Exportations extra-UE



SITC 7:
MASCHINENBAUERZEUGNIS
SE, ELEKTROTECH.
ERZEUGNISSE UND
FAHRZEUGE

SITC 7: MACHINERY AND
TRANSPORT EQUIPMENT

CTCI 7: MACHINES ET
MATERIEL DE TRANSPORT

	Intra-EU Intra-EU Intra-UE					Extra-EU Extra-EU Extra-UE									
	VAL	VOL	VOL Δ%	UV	UV Δ%	VAL	VOL	VOL Δ%	UV	UV Δ%					
	Jährliche Indizes					Annual Indices					Indices annuels				
1989	92.4	96.0	:	96.3	:	95.4	92.4	:	103.2	:					
1990	100.0	100.0	4.2	100.0	3.8	100.0	100.0	8.2	100.0	-3.1					
1991	108.7	104.1	4.1	104.4	4.4	112.9	107.6	7.6	104.9	4.9					
1992	111.8	103.2	-0.9	108.3	3.7	111.4	102.2	-5.0	109.0	3.9					
1993	95.1	84.8	-17.8	112.1	3.5	113.5	93.4	-8.6	121.5	11.5					
	Vierteljährliche Indizes					Quarterly Indices					Indices trimestriels				
1989 1	88.4	93.3	:	94.7	:	91.3	89.6	:	101.9	:					
1989 2	97.2	101.3	:	96.0	:	102.9	99.1	:	103.8	:					
1989 3	84.1	85.8	:	98.0	:	91.9	88.2	:	104.2	:					
1989 4	102.6	106.0	:	96.8	:	101.1	98.2	:	103.0	:					
1990 1	100.6	100.8	8.0	99.8	5.4	97.9	96.0	7.1	102.0	0.1					
1990 2	101.4	101.3	0.0	100.1	4.3	102.8	102.1	3.0	100.7	-3.0					
1990 3	91.0	90.5	5.5	100.5	2.6	93.5	94.3	6.9	99.1	-4.9					
1990 4	106.9	107.2	1.1	99.7	3.0	103.3	105.1	7.0	98.3	-4.6					
1991 1	104.7	102.1	1.3	102.5	2.7	102.7	102.0	6.3	100.7	-1.3					
1991 2	112.0	107.8	6.4	103.9	3.8	118.8	112.5	10.2	105.6	4.9					
1991 3	100.2	94.6	4.5	105.9	5.4	110.7	103.1	9.3	107.4	8.4					
1991 4	116.0	110.3	2.9	105.2	5.5	116.7	110.3	4.9	105.8	7.6					
1992 1	115.6	107.4	5.2	107.6	5.0	114.9	106.1	4.0	108.3	7.5					
1992 2	117.3	108.8	0.9	107.8	3.8	115.5	106.0	-5.8	109.0	3.2					
1992 3	100.6	92.3	-2.4	109.0	2.9	104.4	97.5	-5.4	107.1	-0.3					
1992 4	116.9	107.5	-2.5	108.7	3.3	113.7	102.1	-7.4	111.4	5.3					
1993 1	94.4	84.8	-21.0	111.3	3.4	111.2	93.9	-11.5	118.4	9.3					
1993 2	97.0	87.1	-19.9	111.4	3.3	115.8	97.0	-8.5	119.4	9.5					
1993 3	83.0	73.3	-20.6	113.2	3.9	106.9	86.8	-11.0	123.1	14.9					
1993 4	102.8	91.2	-15.2	112.7	3.7	119.9	95.6	-6.4	125.4	12.6					
	Monatliche Indizes					Monthly Indices					Indices mensuels				
1989 1	83.3	88.1	:	94.6	:	85.3	84.9	:	100.5	:					
1989 2	85.8	91.0	:	94.3	:	85.0	83.6	:	101.7	:					
1989 3	96.0	100.8	:	95.2	:	103.5	100.3	:	103.2	:					
1989 4	92.2	96.3	:	95.7	:	99.9	97.2	:	102.8	:					
1989 5	92.5	96.6	:	95.8	:	99.4	96.0	:	103.5	:					
1989 6	106.9	110.9	:	96.4	:	109.4	104.3	:	104.9	:					
1989 7	92.5	94.7	:	97.7	:	92.2	87.6	:	105.2	:					
1989 8	72.2	73.3	:	98.5	:	85.4	82.0	:	104.1	:					
1989 9	87.5	89.5	:	97.8	:	98.1	95.1	:	103.2	:					
1989 10	104.3	108.4	:	96.2	:	110.0	106.4	:	103.4	:					
1989 11	103.7	107.9	:	96.1	:	102.0	99.0	:	103.0	:					
1989 12	99.6	101.6	:	98.0	:	91.1	89.1	:	102.3	:					

**SITC 7:
MASCHINENBAUERZEUGNIS
SE, ELEKTROTECH.
ERZEUGNISSE UND
FAHRZEUGE**

**SITC 7: MACHINERY AND
TRANSPORT EQUIPMENT**

**CTCI 7: MACHINES ET
MATÉRIEL DE TRANSPORT**

	Intra-EU Intra-EU Intra-UE					Extra-EU Extra-EU Extra-UE									
	VAL	VOL	VOL Δ%	UV	UV Δ%	VAL	VOL	VOL Δ%	UV	UV Δ%					
	Jährliche Indizes					Annual Indices					Indices annuels				
1989	94.0	97.8	:	96.1	:	95.7	98.7	:	97.0	:					
1990	100.0	100.0	2.2	100.0	4.1	100.0	100.0	1.3	100.0	3.1					
1991	106.1	102.3	2.3	103.7	3.7	103.4	99.0	-1.0	104.4	4.4					
1992	108.5	100.4	-1.9	108.1	4.2	108.2	99.0	0.0	109.3	4.7					
1993	99.3	85.3	-15.0	116.4	7.7	122.8	106.4	7.5	115.4	5.6					
	Vierteljährliche Indizes					Quarterly Indices					Indices trimestriels				
1989 1	90.3	96.2	:	93.9	:	90.5	94.7	:	95.6	:					
1989 2	99.3	103.1	:	96.3	:	98.2	101.1	:	97.1	:					
1989 3	83.1	85.6	:	97.1	:	91.6	93.9	:	97.6	:					
1989 4	102.1	105.3	:	97.0	:	106.9	109.4	:	97.7	:					
1990 1	101.6	102.4	6.4	99.2	5.6	101.7	102.2	7.9	99.5	4.1					
1990 2	101.5	101.9	-1.2	99.6	3.4	100.9	101.2	0.1	99.7	2.7					
1990 3	89.4	88.4	3.3	101.1	4.1	93.0	92.5	-1.5	100.5	3.0					
1990 4	108.5	108.3	2.8	100.2	3.3	104.2	103.8	-5.1	100.4	2.8					
1991 1	103.8	101.8	-0.6	102.0	2.8	95.5	92.6	-9.4	103.1	3.6					
1991 2	111.0	107.9	5.9	102.9	3.3	100.0	96.0	-5.1	104.2	4.5					
1991 3	96.3	91.8	3.8	104.9	3.8	101.3	95.9	3.7	105.6	5.1					
1991 4	113.8	108.2	-0.1	105.2	5.0	116.6	111.5	7.4	104.6	4.2					
1992 1	113.4	106.2	4.3	106.8	4.7	104.6	95.8	3.5	109.2	5.9					
1992 2	113.8	105.6	-2.1	107.8	4.8	106.8	97.2	1.3	109.9	5.5					
1992 3	96.4	88.1	-4.0	109.4	4.3	104.5	95.8	-0.1	109.1	3.3					
1992 4	111.8	102.8	-5.0	108.8	3.4	122.0	111.7	0.2	109.2	4.4					
1993 1	96.8	83.8	-21.1	115.5	8.1	110.4	96.2	0.4	114.8	5.1					
1993 2	100.2	86.3	-18.3	116.1	7.7	120.9	105.1	8.1	115.0	4.6					
1993 3	86.0	73.2	-16.9	117.5	7.4	116.9	101.2	5.6	115.5	5.9					
1993 4	108.6	93.1	-9.4	116.6	7.2	142.1	122.5	9.7	116.0	6.2					
	Monatliche Indizes					Monthly Indices					Indices mensuels				
1989 1	83.9	89.8	:	93.4	:	85.6	89.4	:	95.7	:					
1989 2	89.4	95.3	:	93.8	:	87.2	90.6	:	96.2	:					
1989 3	98.0	103.7	:	94.5	:	98.9	104.1	:	95.0	:					
1989 4	94.5	98.2	:	96.2	:	94.3	97.7	:	96.5	:					
1989 5	94.9	98.9	:	96.0	:	92.3	95.3	:	96.8	:					
1989 6	108.4	112.1	:	96.7	:	107.9	110.2	:	97.9	:					
1989 7	90.6	93.6	:	96.8	:	96.1	98.7	:	97.4	:					
1989 8	66.9	68.2	:	98.1	:	85.5	87.4	:	97.8	:					
1989 9	92.1	95.1	:	96.8	:	93.4	95.6	:	97.7	:					
1989 10	107.0	111.0	:	96.4	:	102.1	104.6	:	97.6	:					
1989 11	100.7	105.1	:	95.8	:	104.5	107.8	:	96.9	:					
1989 12	98.7	99.8	:	98.9	:	114.1	116.0	:	98.4	:					

SITC 7:
MASCHINENBAUERZEUGNIS
SE, ELEKTROTECH.
ERZEUGNISSE UND
FAHRZEUGE

SITC 7: MACHINERY AND
TRANSPORT EQUIPMENT

CTCI 7: MACHINES ET
MATERIEL DE TRANSPORT

	Intra-EU Intra-EU Intra-UE					Extra-EU Extra-EU Extra-UE									
	VAL	VOL	VOL Δ%	UV	UV Δ%	VAL	VOL	VOL Δ%	UV	UV Δ%					
	Monatliche indizes					Monthly Indices					Indices mensuels				
1990 1	96.2	96.5	9.5	99.7	5.4	94.4	92.3	8.7	102.3	1.8					
1990 2	94.4	95.0	4.4	99.4	5.4	92.5	90.5	8.3	102.2	0.5					
1990 3	111.1	110.8	9.9	100.3	5.4	106.9	105.1	4.8	101.7	-1.5					
1990 4	99.0	99.0	2.8	100.0	4.5	100.3	99.0	1.9	101.3	-1.5					
1990 5	103.4	103.4	7.0	100.0	4.4	107.6	107.5	12.0	100.1	-3.3					
1990 6	101.7	101.4	-8.6	100.3	4.0	100.7	99.9	-4.2	100.8	-3.9					
1990 7	102.4	101.5	7.2	100.9	3.3	97.1	95.9	9.5	101.2	-3.8					
1990 8	77.1	76.4	4.2	100.9	2.4	89.5	91.8	12.0	97.5	-6.3					
1990 9	93.5	93.6	4.6	99.9	2.1	93.9	95.3	0.2	98.5	-4.6					
1990 10	109.7	110.7	2.1	99.1	3.0	112.1	114.3	7.4	98.1	-5.1					
1990 11	111.0	111.7	3.5	99.4	3.4	106.1	108.9	10.0	97.4	-5.4					
1990 12	99.8	99.1	-2.5	100.7	2.8	91.5	92.0	3.3	99.5	-2.7					
1991 1	104.0	101.8	5.5	102.2	2.5	104.7	104.7	13.4	100.0	-2.2					
1991 2	101.3	99.1	4.3	102.2	2.8	96.2	95.8	5.9	100.4	-1.8					
1991 3	108.7	105.3	-5.0	103.2	2.9	107.5	105.6	0.5	101.8	0.1					
1991 4	112.9	109.1	10.2	103.5	3.5	125.2	119.7	20.9	104.6	3.3					
1991 5	109.5	105.5	2.0	103.8	3.8	117.3	111.1	3.3	105.6	5.5					
1991 6	113.5	108.7	7.2	104.4	4.1	113.8	106.7	6.8	106.7	5.9					
1991 7	118.5	111.9	10.2	105.9	5.0	123.4	114.3	19.2	108.0	6.7					
1991 8	78.7	73.5	-3.8	107.1	6.1	96.5	89.9	-2.1	107.3	10.1					
1991 9	103.5	98.6	5.3	105.0	5.1	112.1	105.1	10.3	106.7	8.3					
1991 10	120.9	115.1	4.0	105.0	6.0	120.2	114.4	0.1	105.1	7.1					
1991 11	114.2	108.9	-2.5	104.9	5.5	117.3	111.2	2.1	105.5	8.3					
1991 12	112.9	106.8	7.8	105.7	5.0	112.5	105.3	14.5	106.8	7.3					
1992 1	107.0	99.7	-2.1	107.3	5.0	105.9	99.2	-5.3	106.8	6.8					
1992 2	112.2	104.7	5.7	107.2	4.9	111.5	102.6	7.1	108.7	8.3					
1992 3	127.4	117.9	12.0	108.1	4.7	127.4	116.6	10.4	109.3	7.4					
1992 4	119.7	111.0	1.7	107.8	4.2	123.9	112.9	-5.7	109.7	4.9					
1992 5	113.7	105.3	-0.2	108.0	4.0	111.1	101.9	-8.3	109.0	3.2					
1992 6	118.8	110.3	1.5	107.7	3.2	111.9	103.2	-3.3	108.4	1.6					
1992 7	117.4	107.4	-4.0	109.3	3.2	116.1	107.1	-6.3	108.4	0.4					
1992 8	76.1	69.3	-5.7	109.8	2.5	87.8	82.5	-8.2	106.4	-0.8					
1992 9	108.3	100.1	1.5	108.2	3.0	109.6	103.1	-1.9	106.3	-0.4					
1992 10	119.1	110.3	-4.2	108.0	2.9	116.5	107.1	-6.4	108.8	3.5					
1992 11	113.7	105.3	-3.3	108.0	3.0	110.5	99.6	-10.4	110.9	5.1					
1992 12	117.8	107.0	0.2	110.1	4.2	114.3	99.6	-5.4	114.8	7.5					
1993 1	82.1	75.7	-24.1	108.4	1.0	97.8	83.1	-16.2	117.7	10.2					
1993 2	94.7	83.7	-20.1	113.1	5.5	106.3	90.5	-11.8	117.5	8.1					
1993 3	106.4	95.0	-19.4	112.0	3.6	129.3	107.9	-7.5	119.8	9.6					
1993 4	98.6	89.3	-19.5	110.4	2.4	120.4	100.7	-10.8	119.6	9.0					
1993 5	89.9	81.1	-23.0	110.9	2.7	108.0	90.7	-11.0	119.1	9.3					
1993 6	102.4	90.9	-17.6	112.7	4.6	118.9	99.6	-3.5	119.4	10.1					
1993 7	88.4	78.9	-26.5	112.1	2.6	108.6	89.1	-16.8	121.9	12.5					
1993 8	64.6	56.2	-18.9	115.0	4.7	96.0	78.1	-5.3	122.9	15.5					
1993 9	95.7	84.7	-15.4	113.0	4.4	116.2	93.4	-9.4	124.4	17.0					
1993 10	99.5	88.9	-19.4	111.9	3.6	117.8	94.0	-12.2	125.3	15.2					
1993 11	100.0	88.3	-16.1	113.2	4.8	120.7	96.9	-2.7	124.6	12.4					
1993 12	108.7	96.3	-10.0	112.9	2.5	121.2	96.0	-3.6	126.3	10.0					

SITC 7:
MASCHINENBAUERZEUGNIS
SE, ELEKTROTECH.
ERZEUGNISSE UND
FAHRZEUGE

SITC 7: MACHINERY AND
TRANSPORT EQUIPMENT

CTCI 7: MACHINES ET
MATERIEL DE TRANSPORT

	Intra-EU Intra-EU Intra-UE					Extra-EU Extra-EU Extra-UE									
	VAL	VOL	VOL Δ%	UV	UV Δ%	VAL	VOL	VOL Δ%	UV	UV Δ%					
	Monatliche Indizes					Monthly Indices					Indices mensuels				
1990 1	96.5	97.4	8.5	99.1	6.1	98.5	98.8	10.5	99.7	4.2					
1990 2	94.7	95.7	0.4	99.0	5.5	97.1	97.5	7.6	99.6	3.5					
1990 3	113.7	114.3	10.2	99.5	5.3	109.3	110.2	5.9	99.2	4.4					
1990 4	97.0	98.0	-0.2	99.0	2.9	96.6	97.6	-0.1	99.0	2.6					
1990 5	103.3	103.3	4.4	100.0	4.2	103.1	102.7	7.8	100.4	3.7					
1990 6	104.4	104.6	-6.7	99.8	3.2	103.0	103.3	-6.3	99.7	1.8					
1990 7	101.5	100.1	6.9	101.4	4.8	105.0	104.1	5.5	100.9	3.6					
1990 8	71.8	70.8	3.8	101.4	3.4	87.7	87.2	-0.2	100.6	2.9					
1990 9	94.8	94.3	-0.8	100.5	3.8	86.1	86.2	-9.8	99.9	2.3					
1990 10	114.3	114.8	3.4	99.6	3.3	108.5	108.5	3.7	100.0	2.5					
1990 11	109.4	109.8	4.5	99.6	4.0	100.9	100.8	-6.5	100.1	3.3					
1990 12	101.9	100.2	0.4	101.7	2.8	103.2	102.1	-12.0	101.1	2.7					
1991 1	101.9	100.0	2.7	101.9	2.8	94.6	92.6	-6.3	102.2	2.5					
1991 2	101.8	100.0	4.5	101.8	2.8	91.1	88.2	-9.5	103.3	3.7					
1991 3	107.8	105.3	-7.9	102.4	2.9	100.6	96.9	-12.1	103.8	4.6					
1991 4	113.1	110.3	12.6	102.5	3.5	101.5	97.7	0.1	103.9	4.9					
1991 5	107.2	104.8	1.5	102.3	2.3	97.5	93.7	-8.8	104.1	3.7					
1991 6	112.9	108.7	3.9	103.9	4.1	101.1	96.6	-6.5	104.7	5.0					
1991 7	111.8	106.4	6.3	105.1	3.6	111.3	104.7	0.6	106.3	5.4					
1991 8	74.9	71.0	0.3	105.5	4.0	92.8	87.8	0.7	105.7	5.1					
1991 9	102.3	98.1	4.0	104.3	3.8	99.8	95.2	10.4	104.8	4.9					
1991 10	119.7	114.8	0.0	104.3	4.7	117.7	112.4	3.6	104.7	4.7					
1991 11	112.0	106.9	-2.6	104.8	5.2	112.2	107.5	6.6	104.4	4.3					
1991 12	109.8	103.0	2.8	106.6	4.8	120.1	114.6	12.2	104.8	3.7					
1992 1	105.4	98.6	-1.4	106.9	4.9	96.5	88.6	-4.3	108.9	6.6					
1992 2	111.8	104.7	4.7	106.8	4.9	101.5	93.0	5.4	109.1	5.6					
1992 3	123.0	115.2	9.4	106.8	4.3	116.0	105.8	9.2	109.6	5.6					
1992 4	117.5	109.0	-1.2	107.8	5.2	112.1	101.1	3.5	110.9	6.7					
1992 5	109.4	101.8	-2.9	107.5	5.1	102.9	93.8	0.1	109.7	5.4					
1992 6	114.6	106.0	-2.5	108.1	4.0	105.5	96.7	0.1	109.1	4.2					
1992 7	110.1	101.0	-5.1	109.0	3.7	118.3	108.3	3.4	109.2	2.7					
1992 8	70.6	63.6	-10.4	111.0	5.2	87.1	79.6	-9.3	109.4	3.5					
1992 9	108.3	99.7	1.6	108.6	4.1	108.2	99.6	4.6	108.6	3.6					
1992 10	118.3	108.9	-5.1	108.6	4.1	120.4	110.8	-1.4	108.7	3.8					
1992 11	109.6	101.0	-5.5	108.5	3.5	110.6	101.6	-5.5	108.9	4.3					
1992 12	107.8	98.6	-4.3	109.3	2.5	135.0	122.7	7.1	110.0	5.0					
1993 1	82.9	72.8	-26.2	113.9	6.5	97.5	85.1	-4.0	114.6	5.2					
1993 2	99.2	85.8	-18.1	115.6	8.2	106.6	93.1	0.1	114.5	4.9					
1993 3	108.4	92.9	-19.4	116.7	9.3	127.3	110.4	4.3	115.3	5.2					
1993 4	101.7	87.8	-19.4	115.8	7.4	115.7	100.2	-0.9	115.5	4.1					
1993 5	94.2	81.1	-20.3	116.1	8.0	116.3	101.7	8.4	114.4	4.3					
1993 6	104.9	90.1	-15.0	116.4	7.7	130.5	113.4	17.3	115.1	5.5					
1993 7	92.2	78.3	-22.5	117.7	8.0	129.8	112.6	4.0	115.3	5.6					
1993 8	65.6	55.0	-13.5	119.3	7.5	103.8	89.5	12.4	116.0	6.0					
1993 9	100.4	86.4	-13.3	116.2	7.0	117.1	101.5	1.9	115.4	6.3					
1993 10	106.9	91.3	-16.2	117.1	7.8	134.0	115.9	4.6	115.6	6.3					
1993 11	109.2	93.2	-7.7	117.2	8.0	135.6	116.8	15.0	116.1	6.6					
1993 12	109.4	94.8	-3.9	115.4	5.6	156.9	134.8	9.9	116.4	5.8					

SITC 7:
MASCHINENBAUERZEUGNIS
SE, ELEKTROTECH.
ERZEUGNISSE UND
FAHRZEUGE

SITC 7: MACHINERY AND
TRANSPORT EQUIPMENT

CTCI 7: MACHINES ET
MATERIEL DE TRANSPORT

	Vereinigte Staaten United States of America Etats-Unis					Japan Japan Japon									
	VAL	VOL	VOL Δ%	UV	UV Δ%	VAL	VOL	VOL Δ%	UV	UV Δ%					
	Jährliche Indizes					Annual Indices					Indices annuels				
1989	99.1	93.4	:	106.1	:	99.9	94.0	:	106.3	:					
1990	100.0	100.0	7.1	100.0	-5.7	100.0	100.0	6.4	100.0	-5.9					
1991	113.8	109.0	9.0	104.4	4.4	112.7	106.4	6.4	105.9	5.9					
1992	101.2	94.4	-13.4	107.2	2.7	111.0	97.8	-8.1	113.5	7.2					
1993	101.7	82.0	-13.1	124.0	15.7	101.9	78.9	-19.3	129.2	13.8					
	Vierteljährliche Indizes					Quarterly Indices					Indices trimestriels				
1989 1	99.5	96.4	:	103.2	:	94.3	87.8	:	107.4	:					
1989 2	113.8	106.1	:	107.3	:	106.2	98.9	:	107.4	:					
1989 3	94.9	88.0	:	107.8	:	100.5	94.5	:	106.4	:					
1989 4	103.6	97.6	:	106.1	:	100.8	96.8	:	104.1	:					
1990 1	100.6	96.5	0.1	104.3	1.1	97.5	94.6	7.7	103.1	-4.0					
1990 2	108.6	105.7	-0.4	102.7	-4.3	101.2	101.5	2.6	99.7	-7.2					
1990 3	90.2	92.2	4.8	97.8	-9.3	97.7	99.1	4.9	98.6	-7.3					
1990 4	94.2	99.2	1.6	95.0	-10.5	101.9	103.1	6.5	98.8	-5.1					
1991 1	98.2	99.7	3.3	98.5	-5.6	104.4	103.5	9.4	100.9	-2.1					
1991 2	124.3	117.4	11.1	105.9	3.1	120.0	113.6	11.9	105.6	5.9					
1991 3	113.3	104.5	13.3	108.4	10.8	114.1	105.7	6.7	107.9	9.4					
1991 4	110.0	105.5	6.4	104.3	9.8	114.3	104.9	1.7	109.0	10.3					
1992 1	110.0	102.7	3.0	107.1	8.7	114.4	102.2	-1.3	111.9	10.9					
1992 2	107.2	99.4	-15.3	107.8	1.8	119.0	105.0	-7.6	113.3	7.3					
1992 3	94.6	91.7	-12.2	103.2	-4.8	104.5	92.4	-12.6	113.1	4.8					
1992 4	98.1	88.6	-16.0	110.7	6.1	108.0	93.0	-11.3	116.1	6.5					
1993 1	100.2	83.4	-18.8	120.2	12.2	101.6	82.5	-19.3	123.1	10.0					
1993 2	104.5	85.9	-13.6	121.6	12.8	105.3	83.6	-20.4	125.9	11.1					
1993 3	96.0	76.4	-16.7	125.6	21.7	99.7	75.4	-18.4	132.2	16.9					
1993 4	105.8	82.2	-7.2	128.7	16.3	100.8	73.8	-20.6	136.6	17.7					
	Monatliche Indizes					Monthly Indices					Indices mensuels				
1989 1	84.7	83.2	:	101.8	:	88.3	83.2	:	106.1	:					
1989 2	88.2	86.0	:	102.5	:	90.0	84.1	:	107.0	:					
1989 3	125.6	119.8	:	104.8	:	104.5	96.0	:	108.9	:					
1989 4	105.2	98.5	:	106.8	:	107.6	101.2	:	106.3	:					
1989 5	109.9	104.2	:	105.5	:	105.3	97.8	:	107.7	:					
1989 6	126.4	115.6	:	109.3	:	105.9	97.9	:	108.2	:					
1989 7	90.6	83.0	:	109.2	:	102.2	95.0	:	107.6	:					
1989 8	90.3	84.8	:	106.5	:	96.5	90.5	:	106.6	:					
1989 9	103.6	96.3	:	107.6	:	102.7	97.9	:	104.9	:					
1989 10	124.4	116.8	:	106.5	:	105.2	101.0	:	104.2	:					
1989 11	98.6	91.8	:	107.4	:	106.5	102.4	:	104.0	:					
1989 12	87.7	84.2	:	104.1	:	90.5	86.9	:	104.2	:					

**SITC 7:
MASCHINENBAUERZEUGNIS
SE, ELEKTROTECH.
ERZEUGNISSE UND
FAHRZEUGE**

**SITC 7: MACHINERY AND
TRANSPORT EQUIPMENT**

**CTCI 7: MACHINES ET
MATERIEL DE TRANSPORT**

	Vereinigte Staaten United States of America Etats-Unis					Japan Japan Japon									
	VAL	VOL	VOL Δ%	UV	UV Δ%	VAL	VOL	VOL Δ%	UV	UV Δ%					
	Jährliche Indizes					Annual Indices					Indices annuels				
1989	98.7	99.9	:	98.8	:	80.2	82.4	:	97.3	:					
1990	100.0	100.0	0.1	100.0	1.2	100.0	100.0	21.4	100.0	2.8					
1991	92.5	83.6	-16.4	110.6	10.6	96.0	90.9	-9.1	105.6	5.6					
1992	96.7	83.4	-0.2	115.9	4.8	82.1	73.8	-18.8	111.3	5.4					
1993	113.4	90.9	9.0	124.7	7.6	97.5	81.7	10.7	119.3	7.2					
	Vierteljährliche Indizes					Quarterly Indices					Indices trimestriels				
1989 1	94.7	98.8	:	95.8	:	65.7	68.6	:	95.8	:					
1989 2	104.2	104.5	:	99.7	:	76.6	77.8	:	98.4	:					
1989 3	92.5	93.1	:	99.4	:	84.3	87.5	:	96.3	:					
1989 4	103.9	103.8	:	100.1	:	99.0	100.6	:	98.4	:					
1990 1	101.8	101.6	2.8	100.2	4.6	107.0	108.0	57.4	99.1	3.4					
1990 2	102.5	103.0	-1.4	99.5	-0.2	90.7	90.7	16.6	100.0	1.6					
1990 3	97.1	96.4	3.5	100.7	1.3	85.5	85.0	-2.9	100.6	4.5					
1990 4	98.6	98.9	-4.7	99.7	-0.4	112.9	112.6	11.9	100.3	1.9					
1991 1	82.0	77.9	-23.3	105.3	5.1	97.1	93.6	-13.3	103.7	4.6					
1991 2	90.6	82.4	-20.0	110.0	10.6	91.1	88.1	-2.9	103.4	3.4					
1991 3	93.7	81.8	-15.1	114.5	13.7	91.4	85.5	0.6	106.9	6.3					
1991 4	102.0	90.9	-8.1	112.2	12.5	104.3	96.2	-14.6	108.4	8.1					
1992 1	94.3	81.1	4.1	116.3	10.4	83.9	75.9	-18.9	110.5	6.6					
1992 2	92.8	78.9	-4.2	117.6	6.9	81.1	73.2	-16.9	110.8	7.2					
1992 3	92.8	80.8	-1.2	114.9	0.3	76.5	68.8	-19.5	111.2	4.0					
1992 4	108.8	94.5	4.0	115.1	2.6	87.6	77.7	-19.2	112.7	4.0					
1993 1	101.0	80.9	-0.2	124.8	7.3	83.5	72.4	-4.6	115.4	4.4					
1993 2	110.3	89.0	12.8	123.9	5.4	84.3	71.5	-2.3	117.9	6.4					
1993 3	108.0	86.8	7.4	124.4	8.3	83.6	69.4	0.9	120.5	8.4					
1993 4	134.2	106.9	13.1	125.5	9.0	138.5	113.5	46.1	122.0	8.3					
	Monatliche Indizes					Monthly Indices					Indices mensuels				
1989 1	81.8	86.6	:	94.5	:	62.1	66.2	:	93.8	:					
1989 2	96.9	98.8	:	98.1	:	63.7	66.7	:	95.5	:					
1989 3	105.2	111.1	:	94.7	:	71.4	73.0	:	97.8	:					
1989 4	99.6	101.0	:	98.6	:	71.1	72.0	:	98.7	:					
1989 5	92.5	93.4	:	99.0	:	71.8	72.6	:	98.9	:					
1989 6	120.6	119.2	:	101.2	:	86.8	88.8	:	97.7	:					
1989 7	93.3	94.7	:	98.5	:	89.9	92.5	:	97.2	:					
1989 8	85.0	86.3	:	98.5	:	74.6	76.3	:	97.8	:					
1989 9	99.4	98.3	:	101.1	:	88.4	93.9	:	94.1	:					
1989 10	98.8	98.7	:	100.1	:	102.8	103.8	:	99.0	:					
1989 11	101.6	102.7	:	98.9	:	93.9	96.4	:	97.4	:					
1989 12	111.5	110.1	:	101.3	:	100.3	101.7	:	98.6	:					

**SITC 7:
MASCHINENBAUERZEUGNIS
SE, ELEKTROTECH.
ERZEUGNISSE UND
FAHRZEUGE**

**SITC 7: MACHINERY AND
TRANSPORT EQUIPMENT**

**CTCI 7: MACHINES ET
MATERIEL DE TRANSPORT**

	Vereinigte Staaten United States of America Etats-Unis					Japan Japan Japon									
	VAL	VOL	VOL Δ%	UV	UV Δ%	VAL	VOL	VOL Δ%	UV	UV Δ%					
	Monatliche Indizes					Monthly indices					Indices mensuels				
1990 1	98.7	93.4	12.3	105.7	3.8	91.6	88.6	6.5	103.4	-2.5					
1990 2	96.2	92.3	7.3	104.2	1.7	91.6	88.2	4.9	103.9	-2.9					
1990 3	106.8	103.7	-13.4	103.0	-1.7	109.2	107.0	11.5	102.1	-6.2					
1990 4	106.0	101.6	3.1	104.3	-2.3	103.1	103.2	2.0	99.9	-6.0					
1990 5	116.1	114.0	9.4	101.8	-3.5	106.0	106.9	9.3	99.2	-7.9					
1990 6	103.7	101.6	-12.1	102.1	-6.6	94.6	94.5	-3.5	100.1	-7.5					
1990 7	96.5	95.4	14.9	101.2	-7.3	101.1	99.8	5.1	101.3	-5.9					
1990 8	91.1	95.5	12.6	95.4	-10.4	95.7	99.1	9.5	96.6	-9.4					
1990 9	83.0	85.7	-11.0	96.8	-10.0	96.4	98.4	0.5	98.0	-6.6					
1990 10	108.6	113.5	-2.8	95.7	-10.1	111.9	114.3	13.2	97.9	-6.0					
1990 11	89.3	96.3	4.9	92.7	-13.7	107.4	109.5	6.9	98.1	-5.7					
1990 12	84.8	87.8	4.3	96.6	-7.2	86.3	85.6	-1.5	100.8	-3.3					
1991 1	97.4	99.4	6.4	98.0	-7.3	105.3	105.7	19.3	99.6	-3.7					
1991 2	88.7	92.4	0.1	96.0	-7.9	94.8	93.6	6.1	101.3	-2.5					
1991 3	108.5	107.4	3.6	101.0	-1.9	113.2	111.2	3.9	101.8	-0.3					
1991 4	139.1	133.5	31.4	104.2	-0.1	130.4	124.5	20.6	104.7	4.8					
1991 5	120.1	114.4	0.4	105.0	3.1	116.0	108.7	1.7	106.7	7.6					
1991 6	113.9	104.4	2.8	109.1	6.9	113.7	107.6	13.9	105.7	5.6					
1991 7	132.1	120.1	25.9	110.0	8.7	125.3	115.9	16.1	108.1	6.7					
1991 8	96.5	90.4	-5.3	106.8	11.9	105.1	96.6	-2.5	108.8	12.6					
1991 9	111.2	103.0	20.2	108.0	11.6	111.8	104.7	6.4	106.8	9.0					
1991 10	109.7	104.6	-7.8	104.9	9.6	121.9	114.1	-0.2	106.8	9.1					
1991 11	107.0	104.3	8.3	102.6	10.7	119.2	108.9	-0.5	109.5	11.6					
1991 12	113.4	107.7	22.7	105.3	9.0	102.1	91.9	7.4	111.1	10.2					
1992 1	100.2	94.3	-5.1	106.3	8.5	105.0	96.2	-9.0	109.1	9.5					
1992 2	105.7	98.9	7.0	106.9	11.4	110.2	97.2	3.8	113.4	11.9					
1992 3	123.9	114.7	6.8	108.0	6.9	127.7	113.1	1.7	112.9	10.9					
1992 4	119.6	109.5	-18.0	109.2	4.8	127.1	111.4	-10.5	114.1	9.0					
1992 5	101.7	94.3	-17.6	107.9	2.8	113.8	101.4	-6.7	112.2	5.2					
1992 6	100.4	94.5	-9.5	106.2	-2.7	116.0	102.2	-5.0	113.5	7.4					
1992 7	103.9	98.6	-17.9	105.4	-4.2	118.0	102.8	-11.3	114.8	6.2					
1992 8	81.6	80.9	-10.5	100.9	-5.5	94.4	83.4	-13.7	113.2	4.0					
1992 9	98.4	95.6	-7.2	102.9	-4.7	101.1	91.0	-13.1	111.1	4.0					
1992 10	100.8	95.3	-8.9	105.8	0.9	116.8	102.0	-10.6	114.5	7.2					
1992 11	90.4	81.7	-21.7	110.7	7.9	107.1	93.1	-14.5	115.0	5.0					
1992 12	103.0	88.7	-17.6	116.1	10.3	100.1	84.0	-8.6	119.2	7.3					
1993 1	83.8	68.6	-27.3	122.2	15.0	89.6	73.9	-23.2	121.2	11.1					
1993 2	97.3	82.3	-16.8	118.2	10.6	93.3	76.6	-21.2	121.8	7.4					
1993 3	119.7	99.3	-13.4	120.5	11.6	121.9	97.1	-14.1	125.5	11.2					
1993 4	108.8	89.3	-18.4	121.8	11.5	112.6	89.9	-19.3	125.3	9.8					
1993 5	94.4	78.2	-17.1	120.7	11.9	96.8	77.6	-23.5	124.7	11.1					
1993 6	110.4	90.4	-4.3	122.1	15.0	106.3	83.3	-18.5	127.6	12.4					
1993 7	99.3	80.6	-18.3	123.2	16.9	97.8	74.4	-27.6	131.4	14.5					
1993 8	89.2	71.2	-12.0	125.3	24.2	95.1	72.5	-13.1	131.2	15.9					
1993 9	99.6	77.5	-18.9	128.5	24.9	106.2	79.3	-12.9	133.9	20.5					
1993 10	99.0	77.5	-18.7	127.7	20.7	104.1	77.1	-24.4	135.0	17.9					
1993 11	104.6	82.8	1.3	126.3	14.1	99.9	72.6	-22.0	137.6	19.7					
1993 12	113.7	86.2	-2.8	131.9	13.6	98.4	71.6	-14.8	137.4	15.3					

SITC 7:
MASCHINENBAUERZEUGNIS
SE, ELEKTROTECH.
ERZEUGNISSE UND
FAHRZEUGE

SITC 7: MACHINERY AND
TRANSPORT EQUIPMENT

CTCI 7: MACHINES ET
MATERIEL DE TRANSPORT

	Vereinigte Staaten United States of America Etats-Unis					Japan Japan Japon									
	VAL	VOL	VOL Δ%	UV	UV Δ%	VAL	VOL	VOL Δ%	UV	UV Δ%					
	Monatliche Indizes					Monthly Indices					Indices mensuels				
1990 1	91.8	91.8	6.0	100.0	5.8	103.6	105.5	59.4	98.2	4.7					
1990 2	101.4	101.4	2.6	100.0	1.9	103.1	103.9	55.8	99.2	3.9					
1990 3	112.3	111.6	0.5	100.6	6.2	114.7	114.7	57.1	100.0	2.2					
1990 4	97.6	99.4	-1.6	98.2	-0.4	90.1	89.8	24.7	100.3	1.6					
1990 5	105.2	105.2	12.6	100.0	1.0	92.0	91.3	25.8	100.8	1.9					
1990 6	104.8	104.4	-12.4	100.4	-0.8	90.3	91.2	2.7	99.0	1.3					
1990 7	110.9	108.4	14.5	102.3	3.9	98.0	98.5	6.5	99.5	2.4					
1990 8	93.7	94.3	9.3	99.4	0.9	77.5	76.5	0.3	101.3	3.6					
1990 9	86.4	86.4	-12.1	100.0	-1.1	81.1	80.0	-14.8	101.4	7.8					
1990 10	110.0	109.3	10.7	100.6	0.5	131.9	134.9	30.0	97.8	-1.2					
1990 11	94.2	95.2	-7.3	98.9	0.0	110.5	107.9	11.9	102.4	5.1					
1990 12	91.5	92.1	-16.3	99.3	-2.0	96.6	95.1	-6.5	101.6	3.0					
1991 1	75.4	72.6	-20.9	103.9	3.9	96.4	95.2	-9.8	101.3	3.2					
1991 2	80.6	76.8	-24.3	105.0	5.0	96.6	90.8	-12.6	106.4	7.3					
1991 3	90.2	84.4	-24.4	106.9	6.3	98.0	94.8	-17.3	103.4	3.4					
1991 4	90.6	83.0	-16.5	109.2	11.2	108.6	104.9	16.8	103.5	3.2					
1991 5	84.7	77.7	-26.1	109.0	9.0	86.6	86.4	-5.4	100.2	-0.6					
1991 6	96.6	86.4	-17.2	111.8	11.4	78.3	73.0	-20.0	107.2	8.3					
1991 7	100.3	88.7	-18.2	113.1	10.6	96.9	90.3	-8.3	107.3	7.8					
1991 8	87.0	75.5	-19.9	115.2	15.9	81.0	76.1	-0.5	106.5	5.1					
1991 9	93.7	81.2	-6.0	115.4	15.4	96.3	90.1	12.6	106.9	5.4					
1991 10	107.6	95.6	-12.5	112.6	11.9	104.3	97.2	-27.9	107.3	9.7					
1991 11	99.1	88.8	-6.7	111.6	12.8	109.8	101.3	-6.1	108.4	5.9					
1991 12	99.1	88.2	-4.2	112.4	13.2	98.7	90.1	-5.3	109.5	7.8					
1992 1	85.3	74.2	2.2	115.0	10.7	85.8	77.7	-18.4	110.4	9.0					
1992 2	88.3	75.2	-2.1	117.4	11.8	77.0	69.1	-23.9	111.4	4.7					
1992 3	109.5	94.0	11.4	116.5	9.0	88.9	81.0	-14.6	109.7	6.1					
1992 4	96.2	81.9	-1.3	117.5	7.6	95.1	83.6	-20.3	113.7	9.9					
1992 5	87.7	73.8	-5.0	118.9	9.1	73.2	67.8	-21.5	107.9	7.7					
1992 6	94.4	81.0	-6.3	116.6	4.3	75.0	68.1	-6.7	110.1	2.7					
1992 7	110.6	96.3	8.6	114.9	1.6	75.4	68.4	-24.3	110.3	2.8					
1992 8	71.5	62.8	-16.8	113.9	-1.1	69.1	61.3	-19.4	112.7	5.8					
1992 9	96.4	83.4	2.7	115.6	0.2	84.9	76.6	-15.0	110.9	3.7					
1992 10	109.5	95.4	-0.2	114.8	2.0	94.4	83.4	-14.2	113.2	5.5					
1992 11	98.7	85.2	-4.1	115.9	3.9	80.0	71.5	-29.4	111.9	3.2					
1992 12	117.9	102.9	16.7	114.6	2.0	88.4	78.4	-13.0	112.8	3.0					
1993 1	88.6	73.6	-0.8	120.4	4.7	76.9	69.7	-10.3	110.4	0.0					
1993 2	96.1	76.1	1.2	126.3	7.6	74.8	63.0	-8.8	118.8	6.6					
1993 3	118.1	93.0	-1.1	127.0	9.0	98.9	84.5	4.3	117.0	6.7					
1993 4	109.5	86.9	6.1	126.0	7.2	82.7	70.0	-16.3	118.2	4.0					
1993 5	102.5	83.3	12.9	123.0	3.4	69.8	59.9	-11.7	116.5	8.0					
1993 6	118.7	96.7	19.4	122.8	5.3	100.5	84.6	24.2	118.8	7.9					
1993 7	119.0	95.2	-1.1	125.0	8.8	80.4	67.9	-0.7	118.4	7.3					
1993 8	93.6	75.1	19.6	124.6	9.4	77.5	64.3	4.9	120.6	7.0					
1993 9	111.2	90.0	7.9	123.5	6.8	92.9	76.0	-0.8	122.3	10.3					
1993 10	122.7	97.6	2.3	125.7	9.5	155.1	124.1	48.8	125.0	10.4					
1993 11	135.2	109.5	28.5	123.5	6.6	123.0	101.8	42.4	120.8	8.0					
1993 12	144.4	113.5	10.3	127.2	11.0	137.3	114.5	46.0	119.9	6.3					

**SITC 8: VERSCHIEDENE
FERTIGWAREN**

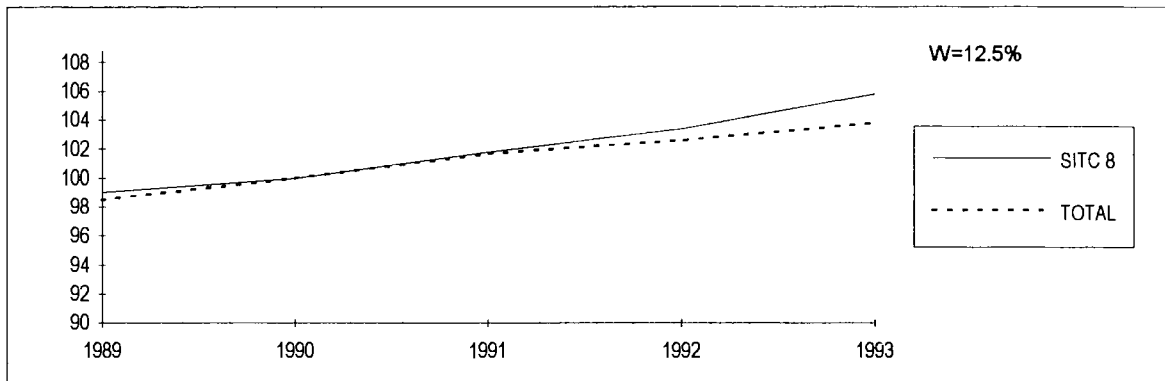
**SITC 8:
MISCELLANEOUS
MANUFACTURED
ARTICLES**

**CTCI 8: ARTICLES
MANUFACTURES
DIVERS**

Intra-EU Einfuhren

Intra-EU Imports

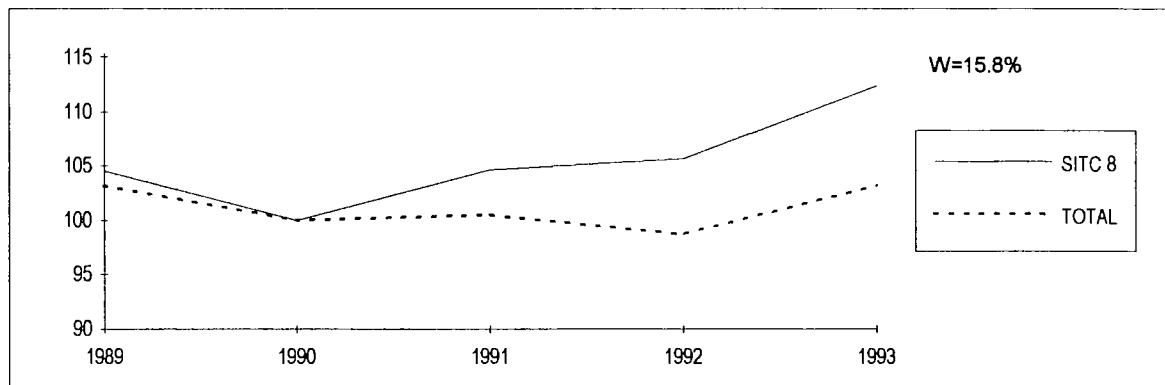
Importations intra-UE



Extra-EU Einfuhren

Extra-EU Imports

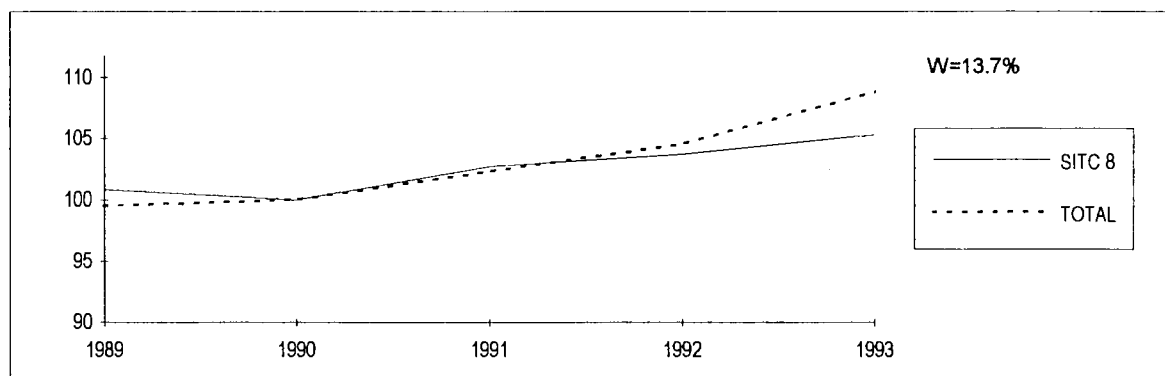
Importations extra-UE



Extra-EU Ausfuhren

Extra-EU Exports

Exportations extra-UE



**SITC 8: VERSCHIEDENE
FERTIGWAREN**

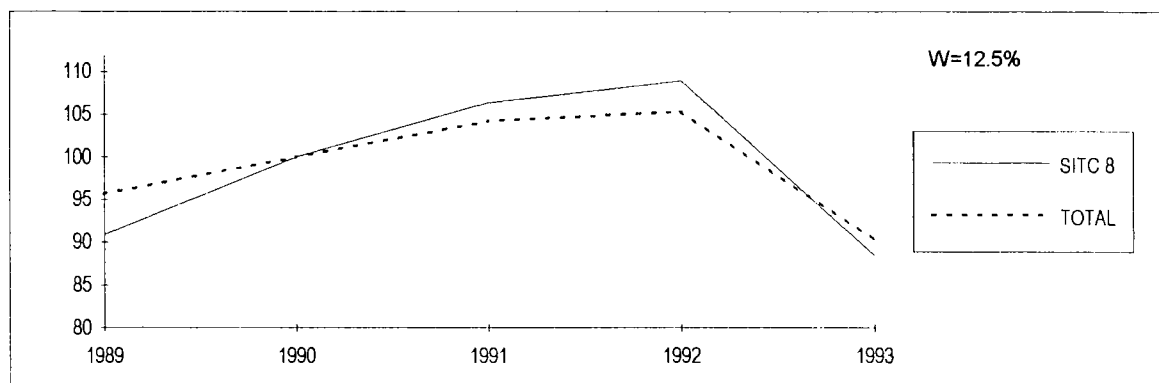
**SITC 8:
MISCELLANEOUS
MANUFACTURED
ARTICLES**

**CTCI 8: ARTICLES
MANUFACTURES
DIVERS**

Intra-EU Einfuhren

Intra-EU Imports

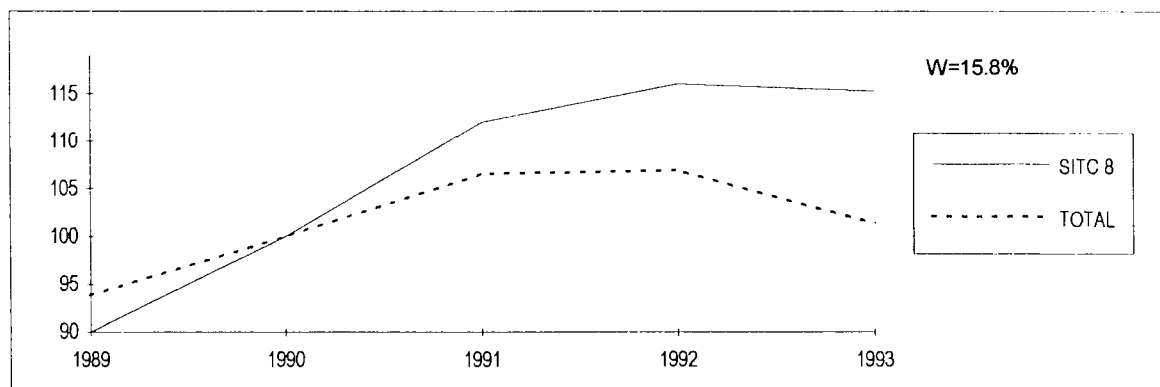
Importations intra-UE



Extra-EU Einfuhren

Extra-EU Imports

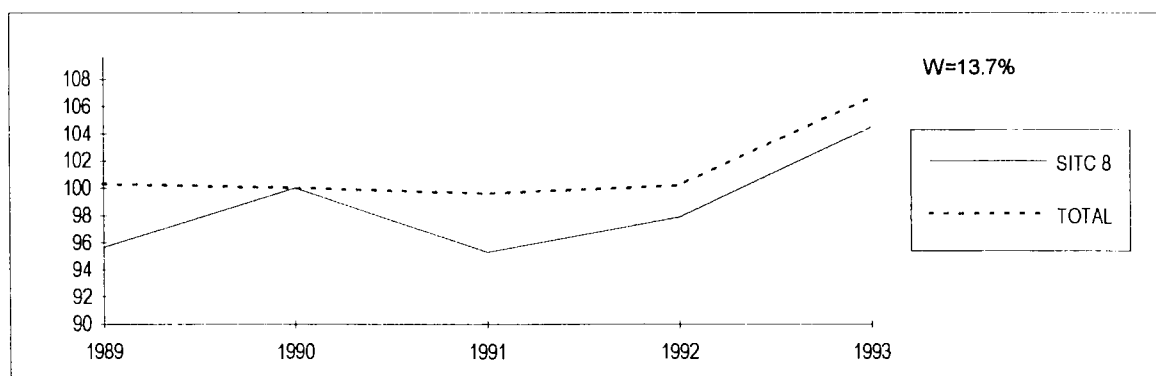
Importations extra-UE



Extra-EU Ausfuhren

Extra-EU Exports

Exportations extra-UE



SITC 8: VERSCHIEDENE
FERTIGWARENSITC 8: MISCELLANEOUS
MANUFACTURED
ARTICLESCTCI 8: ARTICLES
MANUFACTURES DIVERS

	Intra-EU Intra-EU Intra-UE					Extra-EU Extra-EU Extra-UE									
	VAL	VOL	VOL Δ%	UV	UV Δ%	VAL	VOL	VOL Δ%	UV	UV Δ%					
	Jährliche Indizes					Annual Indices					Indices annuels				
1989	90.0	90.9	:	99.0	:	94.1	90.0	:	104.5	:					
1990	100.0	100.0	10.0	100.0	1.0	100.0	100.0	11.1	100.0	-4.3					
1991	108.3	106.4	6.4	101.8	1.8	117.2	112.0	12.0	104.6	4.6					
1992	112.6	108.9	2.3	103.4	1.6	122.5	116.0	3.6	105.6	1.0					
1993	93.5	88.4	-18.8	105.8	2.3	129.6	115.3	-0.6	112.4	6.4					
	Vierteljährliche Indizes					Quarterly Indices					Indices trimestriels				
1989 1	88.2	88.0	:	100.2	:	91.1	88.1	:	103.4	:					
1989 2	86.4	88.8	:	97.3	:	89.8	86.3	:	104.1	:					
1989 3	90.5	90.3	:	100.2	:	96.6	91.1	:	106.0	:					
1989 4	95.2	96.8	:	98.3	:	94.8	90.5	:	104.7	:					
1990 1	101.1	99.0	12.5	102.1	1.9	101.6	98.5	11.8	103.1	-0.3					
1990 2	94.9	96.2	8.3	98.6	1.3	96.5	96.3	11.6	100.2	-3.7					
1990 3	100.2	98.9	9.5	101.3	1.1	103.7	104.2	14.4	99.5	-6.1					
1990 4	105.3	107.3	10.8	98.1	-0.2	103.3	105.9	17.0	97.5	-6.9					
1991 1	109.9	106.5	7.6	103.2	1.1	111.3	110.9	12.6	100.4	-2.6					
1991 2	100.7	100.6	4.6	100.1	1.5	111.7	107.5	11.6	103.9	3.7					
1991 3	110.8	107.5	8.7	103.1	1.8	127.8	118.1	13.3	108.2	8.7					
1991 4	110.4	109.6	2.1	100.7	2.7	117.4	111.0	4.8	105.8	8.5					
1992 1	118.6	111.3	4.5	106.6	3.3	126.7	117.6	6.0	107.7	7.3					
1992 2	103.8	101.2	0.6	102.6	2.5	113.8	107.4	-0.1	106.0	2.0					
1992 3	114.6	111.3	3.5	103.0	-0.1	126.7	122.7	3.9	103.3	-4.5					
1992 4	116.0	114.5	4.5	101.3	0.6	124.2	117.5	5.9	105.7	-0.1					
1993 1	92.5	86.8	-22.0	106.6	0.0	126.9	112.7	-4.2	112.6	4.5					
1993 2	84.7	81.0	-20.0	104.6	1.9	120.3	108.9	1.4	110.5	4.2					
1993 3	92.6	86.5	-22.3	107.1	4.0	137.9	121.6	-0.9	113.4	9.8					
1993 4	97.7	93.2	-18.6	104.8	3.5	133.3	118.2	0.6	112.8	6.7					
	Monatliche Indizes					Monthly Indices					Indices mensuels				
1989 1	79.9	80.5	:	99.2	:	87.8	85.9	:	102.2	:					
1989 2	87.6	86.9	:	100.8	:	89.4	86.1	:	103.8	:					
1989 3	97.0	96.7	:	100.3	:	96.1	92.2	:	104.2	:					
1989 4	86.2	87.6	:	98.4	:	87.9	85.1	:	103.3	:					
1989 5	80.5	83.6	:	96.3	:	85.9	83.5	:	102.9	:					
1989 6	92.5	95.2	:	97.2	:	95.4	90.2	:	105.8	:					
1989 7	93.4	93.3	:	100.1	:	92.3	86.7	:	106.5	:					
1989 8	84.1	83.3	:	101.0	:	94.2	89.7	:	105.0	:					
1989 9	94.0	94.3	:	99.7	:	103.1	96.9	:	106.4	:					
1989 10	105.9	107.3	:	98.7	:	106.6	101.1	:	105.4	:					
1989 11	95.5	97.7	:	97.7	:	94.9	90.9	:	104.4	:					
1989 12	84.0	85.4	:	98.4	:	82.9	79.7	:	104.0	:					

EU Ausfuhr
SITC 8: VERSCHIEDENE
FERTIGWAREN

EU Exports
SITC 8: MISCELLANEOUS
MANUFACTURED
ARTICLES

Exportations UE
CTCI 8: ARTICLES
MANUFACTURES DIVERS

	Intra-EU Intra-EU Intra-UE					Extra-EU Extra-EU Extra-UE									
	VAL	VOL	VOL Δ%	UV	UV Δ%	VAL	VOL	VOL Δ%	UV	UV Δ%					
	Jährliche Indizes					Annual Indices					Indices annuels				
1989	90.0	91.2	:	98.7	:	96.5	95.7	:	100.8	:					
1990	100.0	100.0	9.6	100.0	1.3	100.0	100.0	4.5	100.0	-0.8					
1991	107.1	105.9	5.9	101.1	1.1	97.9	95.3	-4.7	102.7	2.7					
1992	111.9	109.3	3.2	102.4	1.3	101.5	97.9	2.7	103.7	1.0					
1993	105.6	97.8	-10.5	108.0	5.5	110.0	104.5	6.7	105.3	1.5					
	Vierteljährliche Indizes					Quarterly Indices					Indices trimestriels				
1989 1	88.9	88.7	:	100.2	:	89.9	88.9	:	101.1	:					
1989 2	86.3	89.1	:	96.9	:	95.5	95.6	:	99.9	:					
1989 3	90.3	90.0	:	100.3	:	101.6	99.7	:	101.9	:					
1989 4	94.8	97.2	:	97.5	:	109.6	109.1	:	100.5	:					
1990 1	100.9	98.5	11.0	102.4	2.2	99.4	98.0	10.2	101.4	0.3					
1990 2	95.2	96.9	8.8	98.2	1.3	98.6	100.1	4.7	98.5	-1.4					
1990 3	98.5	97.3	8.1	101.2	0.9	101.2	100.1	0.4	101.1	-0.8					
1990 4	105.5	107.3	10.4	98.3	0.8	100.9	101.9	-6.6	99.0	-1.5					
1991 1	110.0	106.7	8.3	103.1	0.7	92.1	89.5	-8.7	102.9	1.5					
1991 2	101.0	101.7	5.0	99.3	1.1	92.8	91.2	-8.9	101.7	3.2					
1991 3	106.7	104.2	7.1	102.4	1.2	99.6	95.8	-4.3	104.0	2.9					
1991 4	110.1	110.5	3.0	99.6	1.3	105.8	103.6	1.7	102.1	3.1					
1992 1	117.9	112.0	5.0	105.3	2.1	103.9	98.0	9.5	106.0	3.0					
1992 2	103.9	103.0	1.3	100.9	1.6	98.3	95.3	4.5	103.2	1.5					
1992 3	113.5	110.0	5.6	103.2	0.8	108.8	104.7	9.3	103.9	-0.1					
1992 4	114.7	114.4	3.5	100.3	0.7	110.0	108.1	4.3	101.8	-0.3					
1993 1	107.5	97.3	-13.1	110.5	4.9	99.8	92.5	-5.6	107.9	1.8					
1993 2	96.1	90.0	-12.6	106.8	5.8	102.4	98.2	3.0	104.3	1.1					
1993 3	106.4	97.8	-11.1	108.8	5.4	112.5	107.2	2.4	104.9	1.0					
1993 4	109.0	102.9	-10.1	105.9	5.6	125.0	119.7	10.7	104.4	2.6					
	Monatliche Indizes					Monthly Indices					Indices mensuels				
1989 1	78.3	79.7	:	98.3	:	82.4	82.6	:	99.8	:					
1989 2	90.0	89.1	:	101.0	:	87.8	86.4	:	101.6	:					
1989 3	98.3	97.4	:	100.9	:	99.5	97.9	:	101.6	:					
1989 4	84.4	85.8	:	98.4	:	93.6	92.4	:	101.3	:					
1989 5	80.5	83.9	:	95.9	:	88.8	89.4	:	99.3	:					
1989 6	94.4	97.7	:	96.6	:	104.0	104.9	:	99.1	:					
1989 7	95.4	94.7	:	100.7	:	107.7	105.3	:	102.3	:					
1989 8	76.4	76.0	:	100.5	:	94.5	92.5	:	102.2	:					
1989 9	98.8	99.1	:	99.7	:	102.6	101.3	:	101.3	:					
1989 10	104.6	106.8	:	97.9	:	114.8	113.6	:	101.1	:					
1989 11	94.2	97.1	:	97.0	:	107.7	107.8	:	99.9	:					
1989 12	85.7	87.8	:	97.6	:	106.5	105.9	:	100.6	:					

SITC 8: VERSCHIEDENE
FERTIGWARENSITC 8: MISCELLANEOUS
MANUFACTURED
ARTICLESCTCI 8: ARTICLES
MANUFACTURES DIVERS

	Intra-EU Intra-EU Intra-UE					Extra-EU Extra-EU Extra-UE									
	VAL	VOL	VOL Δ%	UV	UV Δ%	VAL	VOL	VOL Δ%	UV	UV Δ%					
	Monatliche Indizes					Monthly Indices					Indices mensuels				
1990 1	91.6	90.8	12.8	100.9	1.7	103.1	99.5	15.8	103.6	1.4					
1990 2	98.1	95.2	9.6	103.0	2.2	96.9	94.1	9.3	103.0	-0.8					
1990 3	113.8	111.1	14.9	102.4	2.1	104.5	101.8	10.4	102.7	-1.4					
1990 4	95.8	95.6	9.1	100.2	1.8	95.0	93.7	10.1	101.4	-1.8					
1990 5	94.2	96.2	15.1	97.9	1.7	96.6	96.6	15.7	100.0	-2.8					
1990 6	94.6	96.9	1.8	97.6	0.4	97.7	98.6	9.3	99.1	-6.3					
1990 7	108.3	106.6	14.3	101.6	1.5	101.5	99.7	15.0	101.8	-4.4					
1990 8	91.1	89.6	7.6	101.7	0.7	106.9	108.2	20.6	98.8	-5.9					
1990 9	101.2	100.6	6.7	100.6	0.9	102.6	104.7	8.0	98.0	-7.9					
1990 10	116.2	117.4	9.4	99.0	0.3	114.2	116.1	14.8	98.4	-6.6					
1990 11	107.4	110.5	13.1	97.2	-0.5	107.8	111.1	22.2	97.0	-7.1					
1990 12	92.3	94.0	10.1	98.2	-0.2	87.7	90.5	13.6	96.9	-6.8					
1991 1	106.1	104.0	14.5	102.0	1.1	115.0	115.0	15.6	100.0	-3.5					
1991 2	108.5	104.7	10.0	103.6	0.6	106.9	107.3	14.0	99.6	-3.3					
1991 3	115.1	110.8	-0.3	103.9	1.5	112.3	110.5	8.5	101.6	-1.1					
1991 4	103.4	102.0	6.7	101.4	1.2	115.4	111.5	19.0	103.5	2.1					
1991 5	98.6	99.5	3.4	99.1	1.2	110.5	106.7	10.5	103.6	3.6					
1991 6	100.4	100.5	3.7	99.9	2.4	109.3	104.4	5.9	104.7	5.7					
1991 7	123.8	120.1	12.7	103.1	1.5	130.2	120.3	20.7	108.2	6.3					
1991 8	95.3	91.8	2.5	103.8	2.1	120.7	111.9	3.4	107.9	9.2					
1991 9	113.6	110.7	10.0	102.6	2.0	132.6	122.2	16.7	108.5	10.7					
1991 10	123.1	121.9	3.8	101.0	2.0	135.6	127.6	9.9	106.3	8.0					
1991 11	108.8	108.7	-1.6	100.1	3.0	118.1	111.7	0.5	105.7	9.0					
1991 12	99.3	98.2	4.5	101.1	3.0	98.6	93.7	3.5	105.2	8.6					
1992 1	107.7	101.9	-2.0	105.7	3.6	126.4	119.1	3.6	106.1	6.1					
1992 2	119.5	111.8	6.8	106.9	3.2	124.7	115.6	7.7	107.9	8.3					
1992 3	128.9	120.2	8.5	107.2	3.2	128.6	118.1	6.9	108.9	7.2					
1992 4	109.0	104.9	2.8	103.9	2.5	115.8	107.6	-3.5	107.6	4.0					
1992 5	96.5	94.6	-4.9	102.0	2.9	107.6	101.4	-5.0	106.1	2.4					
1992 6	105.9	104.2	3.7	101.6	1.7	118.1	113.1	8.3	104.4	-0.3					
1992 7	125.0	120.9	0.7	103.4	0.3	131.1	125.2	4.1	104.7	-3.2					
1992 8	96.7	93.3	1.6	103.6	-0.2	113.8	110.2	-1.5	103.3	-4.3					
1992 9	122.2	119.6	8.0	102.2	-0.4	135.5	132.7	8.6	102.1	-5.9					
1992 10	124.9	123.7	1.5	101.0	0.0	131.9	127.6	0.0	103.4	-2.7					
1992 11	112.5	112.1	3.1	100.4	0.3	118.8	112.7	0.9	105.4	-0.3					
1992 12	110.7	107.9	9.9	102.6	1.5	121.8	112.2	19.7	108.6	3.2					
1993 1	80.0	75.8	-25.6	105.6	-0.1	118.6	106.6	-10.5	111.3	4.9					
1993 2	93.0	86.5	-22.6	107.5	0.6	129.8	115.6	0.0	112.3	4.1					
1993 3	104.7	98.2	-18.3	106.6	-0.6	132.2	116.0	-1.8	114.0	4.7					
1993 4	85.9	80.8	-23.0	106.3	2.3	120.3	107.1	-0.5	112.3	4.4					
1993 5	79.2	76.7	-18.9	103.3	1.3	112.3	102.8	1.4	109.2	2.9					
1993 6	89.1	85.4	-18.0	104.3	2.7	128.4	116.7	3.2	110.0	5.4					
1993 7	95.6	89.5	-26.0	106.8	3.3	132.7	117.1	-6.5	113.3	8.2					
1993 8	81.5	76.1	-18.4	107.1	3.4	136.7	119.8	8.7	114.1	10.5					
1993 9	101.1	94.0	-21.4	107.5	5.2	144.0	127.7	-3.8	112.8	10.5					
1993 10	98.4	94.2	-23.8	104.5	3.5	135.9	120.7	-5.4	112.6	8.9					
1993 11	96.4	92.4	-17.6	104.3	3.9	135.3	121.1	7.5	111.7	6.0					
1993 12	98.1	92.8	-14.0	105.7	3.0	128.6	112.7	0.4	114.1	5.1					

EU Ausfuhr
SITC 8: VERSCHIEDENE
FERTIGWAREN

EU Exports
SITC 8: MISCELLANEOUS
MANUFACTURED
ARTICLES

Exportations UE
CTCI 8: ARTICLES
MANUFACTURES DIVERS

	Intra-EU Intra-EU Intra-UE					Extra-EU Extra-EU Extra-UE									
	VAL	VOL	VOL Δ%	UV	UV Δ%	VAL	VOL	VOL Δ%	UV	UV Δ%					
	Monatliche Indizes					Monthly Indices					Indices mensuels				
1990 1	90.9	89.8	12.7	101.2	3.0	92.0	92.0	11.4	100.0	0.2					
1990 2	97.8	94.8	6.4	103.2	2.2	96.3	94.2	9.0	102.2	0.6					
1990 3	114.0	110.9	13.9	102.8	1.9	109.8	107.9	10.2	101.8	0.2					
1990 4	93.5	93.2	8.6	100.3	1.9	94.5	94.3	2.1	100.2	-1.1					
1990 5	94.0	96.4	14.9	97.5	1.7	98.4	100.6	12.5	97.8	-1.5					
1990 6	98.0	101.1	3.5	96.9	0.3	103.1	105.5	0.6	97.7	-1.4					
1990 7	106.6	105.1	11.0	101.4	0.7	110.0	108.8	3.3	101.1	-1.2					
1990 8	85.3	84.0	10.5	101.6	1.1	95.8	95.0	2.7	100.8	-1.4					
1990 9	103.5	102.7	3.6	100.8	1.1	97.9	96.5	-4.7	101.4	0.1					
1990 10	118.8	119.9	12.3	99.1	1.2	112.1	112.0	-1.4	100.1	-1.0					
1990 11	106.3	109.5	12.8	97.1	0.1	98.7	100.7	-6.6	98.0	-1.9					
1990 12	91.3	92.6	5.5	98.6	1.0	91.8	92.9	-12.3	98.8	-1.8					
1991 1	105.6	103.8	15.6	101.7	0.5	89.9	89.4	-2.8	100.6	0.6					
1991 2	108.5	104.3	10.0	104.0	0.8	90.5	87.6	-7.0	103.3	1.1					
1991 3	115.8	111.9	0.9	103.5	0.7	95.8	91.5	-15.2	104.7	2.8					
1991 4	103.4	102.7	10.2	100.7	0.4	92.1	90.2	-4.3	102.1	1.9					
1991 5	97.9	99.7	3.4	98.2	0.7	91.8	90.6	-9.9	101.3	3.6					
1991 6	101.9	102.8	1.7	99.1	2.3	94.1	92.7	-12.1	101.5	3.9					
1991 7	117.1	113.9	8.4	102.8	1.4	111.5	107.1	-1.6	104.1	3.0					
1991 8	90.9	88.5	5.4	102.7	1.1	89.3	86.0	-9.5	103.8	3.0					
1991 9	112.3	110.3	7.4	101.8	1.0	98.1	94.3	-2.3	104.0	2.6					
1991 10	123.9	124.5	3.8	99.5	0.4	113.4	111.0	-0.9	102.2	2.1					
1991 11	106.6	107.8	-1.6	98.9	1.9	101.6	99.9	-0.8	101.7	3.8					
1991 12	99.8	99.2	7.1	100.6	2.0	102.2	99.8	7.4	102.4	3.6					
1992 1	108.6	104.7	0.9	103.7	2.0	93.4	90.0	0.7	103.8	3.2					
1992 2	118.7	111.7	7.1	106.3	2.2	105.5	98.6	12.6	107.0	3.6					
1992 3	126.5	119.6	6.9	105.8	2.2	112.8	105.5	15.3	106.9	2.1					
1992 4	107.7	105.6	2.8	102.0	1.3	103.6	98.7	9.4	105.0	2.8					
1992 5	98.4	98.3	-1.4	100.1	1.9	93.3	90.7	0.1	102.9	1.6					
1992 6	105.6	105.0	2.1	100.6	1.5	97.9	96.4	4.0	101.6	0.1					
1992 7	125.0	120.5	5.8	103.7	0.9	123.3	118.3	10.5	104.2	0.1					
1992 8	91.3	88.4	-0.1	103.3	0.6	93.7	90.0	4.7	104.1	0.3					
1992 9	124.2	121.1	9.8	102.6	0.8	109.5	105.8	12.2	103.5	-0.5					
1992 10	128.3	127.5	2.4	100.6	1.1	120.2	118.5	6.8	101.4	-0.8					
1992 11	109.5	109.8	1.9	99.7	0.8	101.8	100.2	0.3	101.6	-0.1					
1992 12	106.6	106.0	6.9	100.6	0.0	108.1	105.6	5.8	102.4	0.0					
1993 1	99.1	91.1	-13.0	108.8	4.9	85.0	79.4	-11.8	107.1	3.2					
1993 2	107.8	96.0	-14.1	112.3	5.6	101.4	93.5	-5.2	108.4	1.3					
1993 3	115.7	104.9	-12.3	110.3	4.3	113.1	104.6	-0.9	108.1	1.1					
1993 4	93.0	85.6	-18.9	108.6	6.5	102.8	97.2	-1.5	105.8	0.8					
1993 5	91.2	86.8	-11.7	105.1	5.0	95.7	92.7	2.2	103.2	0.3					
1993 6	104.2	97.6	-7.0	106.8	6.2	108.9	104.8	8.7	103.9	2.3					
1993 7	111.7	102.1	-15.3	109.4	5.5	122.6	117.0	-1.1	104.8	0.6					
1993 8	86.9	80.5	-8.9	108.0	4.5	99.6	94.7	5.2	105.2	1.1					
1993 9	120.6	110.7	-8.6	108.9	6.1	115.2	110.0	4.0	104.7	1.2					
1993 10	110.9	104.7	-17.9	105.9	5.3	124.9	120.1	1.4	104.0	2.6					
1993 11	105.1	99.6	-9.3	105.5	5.8	122.8	117.4	17.2	104.6	3.0					
1993 12	110.9	104.3	-1.6	106.3	5.7	127.5	121.8	15.3	104.7	2.2					

SITC 8: VERSCHIEDENE
FERTIGWARENSITC 8: MISCELLANEOUS
MANUFACTURED
ARTICLESCTCI 8: ARTICLES
MANUFACTURES DIVERS

	Vereinigte Staaten United States of America Etats-Unis					Japan Japan Japon									
	VAL	VOL	VOL Δ%	UV	UV Δ%	VAL	VOL	VOL Δ%	UV	UV Δ%					
	Jährliche Indizes					Annual Indices					Indices annuels				
1989	97.3	91.4	:	106.5	:	100.2	91.8	:	109.1	:					
1990	100.0	100.0	9.4	100.0	-6.1	100.0	100.0	8.9	100.0	-8.3					
1991	109.1	99.8	-0.2	109.3	9.3	113.8	106.6	6.6	106.8	6.8					
1992	110.8	98.1	-1.7	112.9	3.3	116.1	101.8	-4.5	114.0	6.7					
1993	111.8	90.2	-8.1	123.9	9.7	99.7	74.5	-26.8	133.8	17.4					
	Vierteljährliche Indizes					Quarterly Indices					Indices trimestriels				
1989 1	94.9	90.2	:	105.2	:	90.2	81.7	:	110.4	:					
1989 2	101.5	94.8	:	107.1	:	103.3	94.4	:	109.4	:					
1989 3	92.8	86.0	:	107.9	:	101.2	92.4	:	109.5	:					
1989 4	99.3	93.9	:	105.7	:	106.4	99.3	:	107.2	:					
1990 1	101.9	98.8	9.5	103.1	-2.0	92.4	88.5	8.3	104.4	-5.4					
1990 2	106.9	105.8	11.6	101.0	-5.7	98.6	98.8	4.7	99.8	-8.8					
1990 3	94.3	94.9	10.3	99.4	-7.9	96.5	98.9	7.0	97.6	-10.9					
1990 4	99.4	103.0	9.7	96.5	-8.7	113.1	114.5	15.3	98.8	-7.8					
1991 1	98.8	97.0	-1.8	101.9	-1.2	95.4	91.7	3.6	104.0	-0.4					
1991 2	116.6	105.7	-0.1	110.3	9.2	113.2	107.5	8.8	105.3	5.5					
1991 3	108.7	95.5	0.6	113.8	14.5	116.0	107.9	9.1	107.5	10.1					
1991 4	110.5	99.5	-3.4	111.1	15.1	130.9	119.1	4.0	109.9	11.2					
1992 1	115.1	101.1	4.2	113.8	11.7	110.5	95.4	4.0	115.8	11.3					
1992 2	118.4	103.5	-2.1	114.4	3.7	113.5	101.0	-6.0	112.4	6.7					
1992 3	99.8	91.2	-4.5	109.4	-3.9	112.0	100.4	-7.0	111.6	3.8					
1992 4	110.9	97.6	-1.9	113.6	2.3	127.9	110.3	-7.4	116.0	5.6					
1993 1	111.1	90.9	-10.1	122.2	7.4	91.3	69.2	-27.5	132.0	14.0					
1993 2	114.3	93.8	-9.4	121.9	6.6	99.0	75.9	-24.9	130.5	16.1					
1993 3	106.8	84.4	-7.5	126.5	15.6	95.2	71.6	-28.7	132.9	19.1					
1993 4	115.1	91.8	-5.9	125.4	10.4	113.1	81.2	-26.4	139.3	20.1					
	Monatliche Indizes					Monthly Indices					Indices mensuels				
1989 1	93.6	88.7	:	105.5	:	86.2	79.1	:	109.0	:					
1989 2	89.7	85.3	:	105.1	:	84.4	75.4	:	112.0	:					
1989 3	101.5	96.5	:	105.2	:	99.9	90.6	:	110.3	:					
1989 4	98.9	93.8	:	105.4	:	104.7	95.0	:	110.2	:					
1989 5	100.6	95.1	:	105.8	:	99.3	91.1	:	109.0	:					
1989 6	105.1	95.5	:	110.0	:	106.0	97.2	:	109.1	:					
1989 7	92.9	83.8	:	110.8	:	95.7	86.2	:	111.0	:					
1989 8	88.9	84.3	:	105.5	:	98.2	90.8	:	108.1	:					
1989 9	96.6	90.0	:	107.3	:	109.7	100.2	:	109.5	:					
1989 10	103.4	97.5	:	106.0	:	112.9	104.3	:	108.2	:					
1989 11	101.3	95.4	:	106.2	:	113.0	105.5	:	107.1	:					
1989 12	93.0	88.7	:	104.9	:	93.3	88.1	:	105.9	:					

EU Ausfuhr
SITC 8: VERSCHIEDENE
FERTIGWAREN

EU Exports
SITC 8: MISCELLANEOUS
MANUFACTURED
ARTICLES

Exportations UE
CTCI 8: ARTICLES
MANUFACTURES DIVERS

	Vereinigte Staaten United States of America Etats-Unis					Japan Japan Japon									
	VAL	VOL	VOL Δ%	UV	UV Δ%	VAL	VOL	VOL Δ%	UV	UV Δ%					
	Jährliche Indizes					Annual Indices					Indices annuels				
1989	105.3	104.6	:	100.7	:	88.8	87.4	:	101.6	:					
1990	100.0	100.0	-4.4	100.0	-0.7	100.0	100.0	14.4	100.0	-1.6					
1991	92.1	85.8	-14.2	107.3	7.3	84.1	79.7	-20.3	105.5	5.5					
1992	91.5	86.1	0.3	106.3	-0.9	80.0	74.8	-6.1	106.9	1.3					
1993	101.3	90.0	4.5	112.5	5.8	84.6	80.8	8.0	104.7	-2.1					
	Vierteljährliche Indizes					Quarterly Indices					Indices trimestriels				
1989 1	92.1	93.7	:	98.3	:	80.2	77.8	:	103.1	:					
1989 2	102.2	102.2	:	100.0	:	86.5	85.1	:	101.6	:					
1989 3	110.3	107.8	:	102.3	:	101.2	99.3	:	101.9	:					
1989 4	116.0	114.2	:	101.6	:	87.8	87.8	:	100.0	:					
1990 1	100.3	99.8	6.5	100.5	2.2	102.5	97.3	25.1	105.3	2.1					
1990 2	99.1	100.6	-1.6	98.5	-1.5	96.1	97.9	15.0	98.2	-3.3					
1990 3	102.1	100.8	-6.5	101.3	-1.0	115.7	117.6	18.4	98.4	-3.4					
1990 4	98.9	99.2	-13.1	99.7	-1.9	85.4	86.9	-1.0	98.3	-1.7					
1991 1	81.0	77.8	-22.0	104.1	3.6	87.0	81.8	-15.9	106.4	1.0					
1991 2	87.1	81.3	-19.2	107.1	8.7	74.6	71.0	-27.5	105.0	6.9					
1991 3	97.0	87.8	-12.9	110.5	9.1	95.2	89.4	-24.0	106.5	8.2					
1991 4	102.5	95.8	-3.4	107.0	7.3	79.5	76.5	-12.0	103.9	5.7					
1992 1	88.0	81.8	5.1	107.6	3.4	85.4	75.6	-7.6	113.0	6.2					
1992 2	88.5	82.4	1.4	107.4	0.3	66.0	61.7	-13.1	107.0	1.9					
1992 3	92.5	87.3	-0.6	106.0	-4.1	98.1	92.4	3.4	106.2	-0.3					
1992 4	98.3	94.0	-1.9	104.6	-2.2	71.2	70.4	-8.0	101.2	-2.6					
1993 1	89.9	79.6	-2.7	112.9	4.9	72.2	65.2	-13.8	110.7	-2.0					
1993 2	95.8	86.2	4.6	111.1	3.4	74.7	70.5	14.3	105.9	-1.0					
1993 3	102.7	90.8	4.0	113.1	6.7	103.4	99.0	7.1	104.4	-1.7					
1993 4	116.5	103.4	10.0	112.7	7.7	88.0	88.4	25.6	99.6	-1.6					
	Monatliche Indizes					Monthly Indices					Indices mensuels				
1989 1	87.1	89.1	:	97.8	:	76.7	75.8	:	101.2	:					
1989 2	93.1	94.4	:	98.6	:	70.1	67.2	:	104.3	:					
1989 3	96.3	97.9	:	98.4	:	93.6	90.3	:	103.7	:					
1989 4	96.0	95.1	:	100.9	:	100.2	98.3	:	101.9	:					
1989 5	101.2	102.8	:	98.4	:	72.6	70.1	:	103.5	:					
1989 6	109.9	108.9	:	100.9	:	86.6	86.9	:	99.7	:					
1989 7	116.2	114.4	:	101.6	:	112.1	109.4	:	102.5	:					
1989 8	102.6	99.0	:	103.6	:	102.1	99.7	:	102.4	:					
1989 9	112.2	110.0	:	102.0	:	89.5	88.8	:	100.8	:					
1989 10	121.4	118.8	:	102.2	:	87.4	86.0	:	101.6	:					
1989 11	118.2	117.0	:	101.0	:	77.8	79.3	:	98.1	:					
1989 12	108.4	106.7	:	101.6	:	98.2	98.0	:	100.2	:					

SITC 8: VERSCHIEDENE
FERTIGWARENSITC 8: MISCELLANEOUS
MANUFACTURED
ARTICLESCTCI 8: ARTICLES
MANUFACTURES DIVERS

	Vereinigte Staaten United States of America Etats-Unis					Japan Japan Japon									
	VAL	VOL	VOL Δ%	UV	UV Δ%	VAL	VOL	VOL Δ%	UV	UV Δ%					
	Monatliche Indizes					Monthly Indices					Indices mensuels				
1990 1	101.3	97.5	9.9	103.9	-1.5	93.8	89.2	12.8	105.2	-3.5					
1990 2	97.4	94.1	10.3	103.5	-1.5	81.6	78.6	4.2	103.8	-7.3					
1990 3	106.8	104.7	8.5	102.0	-3.0	101.7	97.7	7.8	104.1	-5.6					
1990 4	105.8	104.5	11.4	101.2	-4.0	97.4	97.1	2.2	100.3	-9.0					
1990 5	110.7	108.4	14.0	102.1	-3.5	99.8	100.6	10.4	99.2	-9.0					
1990 6	104.2	104.6	9.5	99.6	-9.5	98.6	98.7	1.5	99.9	-8.4					
1990 7	101.9	97.8	16.7	104.2	-6.0	93.3	92.8	7.7	100.5	-9.5					
1990 8	91.9	94.0	11.5	97.8	-7.3	100.7	102.5	12.9	98.2	-9.2					
1990 9	89.2	92.8	3.1	96.1	-10.4	95.9	101.6	1.4	94.4	-13.8					
1990 10	103.9	106.2	8.9	97.8	-7.7	124.3	125.9	20.7	98.7	-8.8					
1990 11	104.6	109.6	14.9	95.4	-10.2	120.7	120.8	14.5	99.9	-6.7					
1990 12	89.8	93.2	5.1	96.4	-8.1	94.7	96.8	9.9	97.8	-7.6					
1991 1	104.1	101.8	4.4	102.3	-1.5	100.1	96.6	8.3	103.6	-1.5					
1991 2	92.4	93.0	-1.2	99.4	-4.0	87.6	85.4	8.7	102.6	-1.2					
1991 3	100.0	96.2	-8.1	104.0	2.0	98.2	93.0	-4.8	105.6	1.4					
1991 4	118.4	107.7	3.1	109.9	8.6	118.4	113.3	16.7	104.5	4.2					
1991 5	119.8	109.1	0.6	109.8	7.5	112.0	109.1	8.4	102.7	3.5					
1991 6	111.4	100.3	-4.1	111.1	11.5	109.2	100.1	1.4	109.1	9.2					
1991 7	118.5	103.0	5.3	115.0	10.4	117.7	111.8	20.5	105.3	4.8					
1991 8	100.2	89.8	-4.5	111.6	14.1	105.2	97.0	-5.4	108.5	10.5					
1991 9	107.5	93.7	1.0	114.7	19.4	125.1	115.0	13.2	108.8	15.3					
1991 10	122.2	107.8	1.5	113.4	16.0	148.9	136.7	8.6	108.9	10.3					
1991 11	116.3	105.4	-3.8	110.3	15.6	138.7	125.6	4.0	110.4	10.5					
1991 12	93.1	85.2	-8.6	109.3	13.4	104.9	94.9	-2.0	110.5	13.0					
1992 1	106.2	95.2	-6.5	111.6	9.1	105.6	93.5	-3.2	112.9	9.0					
1992 2	110.5	96.3	3.5	114.7	15.4	105.1	89.0	4.2	118.1	15.1					
1992 3	128.8	112.0	16.4	115.0	10.6	120.8	103.8	11.6	116.4	10.2					
1992 4	120.2	103.8	-3.6	115.8	5.4	123.6	108.4	-4.3	114.0	9.1					
1992 5	116.2	101.3	-7.1	114.7	4.5	106.2	95.5	-12.5	111.2	8.3					
1992 6	119.1	105.6	5.3	112.8	1.5	110.9	99.1	-1.0	111.9	2.6					
1992 7	108.7	96.1	-6.7	113.1	-1.7	116.4	101.2	-9.5	115.0	9.2					
1992 8	88.5	80.9	-9.9	109.4	-2.0	95.9	87.9	-9.4	109.1	0.6					
1992 9	102.0	96.5	3.0	105.7	-7.8	123.9	112.1	-2.5	110.5	1.6					
1992 10	108.3	99.1	-8.1	109.3	-3.6	136.1	120.8	-11.6	112.7	3.5					
1992 11	111.1	98.0	-7.0	113.4	2.8	126.4	108.8	-13.4	116.2	5.3					
1992 12	113.0	95.6	12.2	118.2	8.1	121.4	101.4	6.8	119.7	8.3					
1993 1	100.6	84.4	-11.3	119.2	6.8	85.4	64.7	-30.8	132.0	16.9					
1993 2	105.1	86.4	-10.3	121.6	6.0	85.4	66.3	-25.5	128.8	9.1					
1993 3	127.4	101.8	-9.1	125.1	8.8	103.4	76.7	-26.1	134.8	15.8					
1993 4	117.8	95.7	-7.8	123.1	6.3	100.8	75.8	-30.1	133.0	16.7					
1993 5	110.3	92.3	-8.9	119.5	4.2	97.1	75.0	-21.5	129.4	16.4					
1993 6	115.0	93.5	-11.5	123.0	9.0	99.1	76.8	-22.5	129.0	15.3					
1993 7	107.9	84.5	-12.1	127.7	12.9	91.8	68.7	-32.1	133.6	16.2					
1993 8	103.6	81.6	0.9	126.9	16.0	90.4	66.6	-24.2	135.8	24.5					
1993 9	108.7	87.0	-9.8	124.9	18.2	103.3	79.5	-29.1	129.9	17.6					
1993 10	108.8	87.1	-12.1	124.9	14.3	114.7	80.9	-33.0	141.8	25.8					
1993 11	121.8	99.9	1.9	121.9	7.5	124.4	91.4	-16.0	136.1	17.1					
1993 12	114.8	88.5	-7.4	129.7	9.7	100.5	71.4	-29.6	140.8	17.6					

SITC 8: VERSCHIEDENE
FERTIGWARENSITC 8: MISCELLANEOUS
MANUFACTURED
ARTICLESCTCI 8: ARTICLES
MANUFACTURES DIVERS

	Vereinigte Staaten United States of America Etats-Unis					Japan Japan Japon									
	VAL	VOL	VOL Δ%	UV	UV Δ%	VAL	VOL	VOL Δ%	UV	UV Δ%					
	Monatliche Indizes					Monthly Indices					Indices mensuels				
1990 1	97.9	98.3	10.3	99.6	1.8	107.8	107.2	41.4	100.6	-0.6					
1990 2	97.2	96.0	1.7	101.2	2.6	97.5	90.8	35.1	107.4	3.0					
1990 3	105.6	104.9	7.2	100.7	2.3	102.1	93.9	4.0	108.7	4.8					
1990 4	93.5	94.4	-0.7	99.0	-1.9	91.9	89.2	-9.3	103.0	1.1					
1990 5	100.1	101.2	-1.6	98.9	0.5	101.4	106.2	51.5	95.5	-7.7					
1990 6	103.6	106.1	-2.6	97.6	-3.3	95.2	98.4	13.2	96.7	-3.0					
1990 7	112.9	110.9	-3.1	101.8	0.2	136.5	139.9	27.9	97.6	-4.8					
1990 8	97.2	96.7	-2.3	100.5	-3.0	112.9	114.5	14.8	98.6	-3.7					
1990 9	96.2	94.9	-13.7	101.4	-0.6	97.8	98.4	10.8	99.4	-1.4					
1990 10	114.2	114.0	-4.0	100.2	-2.0	99.6	100.2	16.5	99.4	-2.2					
1990 11	93.1	93.7	-19.9	99.4	-1.6	76.9	79.4	0.1	96.9	-1.2					
1990 12	89.4	89.8	-15.8	99.5	-2.1	79.4	80.9	-17.4	98.2	-2.0					
1991 1	76.9	75.1	-23.6	102.4	2.8	79.9	79.0	-26.3	101.1	0.5					
1991 2	82.8	79.5	-17.2	104.2	3.0	92.4	86.7	-4.5	106.6	-0.7					
1991 3	83.1	78.7	-25.0	105.6	4.9	88.6	79.6	-15.2	111.3	2.4					
1991 4	84.7	80.7	-14.5	105.0	6.1	73.7	70.3	-21.2	104.8	1.7					
1991 5	87.5	81.2	-19.8	107.7	8.9	70.5	68.1	-35.9	103.5	8.4					
1991 6	89.2	82.1	-22.6	108.7	11.4	79.4	74.6	-24.2	106.4	10.0					
1991 7	112.8	103.5	-6.7	109.0	7.1	119.1	110.6	-20.9	107.7	10.3					
1991 8	89.1	80.1	-17.2	111.2	10.6	76.9	72.1	-37.0	106.6	8.1					
1991 9	89.2	79.9	-15.8	111.7	10.2	89.7	85.5	-13.1	104.9	5.5					
1991 10	112.9	105.4	-7.5	107.1	6.9	87.5	84.3	-15.9	103.8	4.4					
1991 11	99.9	93.1	-0.6	107.3	7.9	69.2	66.7	-16.0	103.8	7.1					
1991 12	94.7	88.8	-1.1	106.7	7.2	81.5	78.4	-3.1	104.0	5.9					
1992 1	82.9	79.2	5.5	104.7	2.2	73.7	65.2	-17.5	113.1	11.9					
1992 2	87.7	79.9	0.5	109.8	5.4	92.3	83.5	-3.7	110.5	3.7					
1992 3	93.5	86.3	9.7	108.3	2.6	90.2	78.0	-2.0	115.7	4.0					
1992 4	89.2	82.8	2.6	107.7	2.6	68.3	61.4	-12.7	111.2	6.1					
1992 5	88.0	80.7	-0.6	109.0	1.2	56.1	53.6	-21.3	104.7	1.2					
1992 6	88.5	83.8	2.1	105.6	-2.9	73.6	70.0	-6.2	105.2	-1.1					
1992 7	108.6	101.5	-1.9	107.0	-1.8	109.5	103.3	-6.6	106.0	-1.6					
1992 8	78.2	73.2	-8.6	106.8	-4.0	93.7	86.9	20.5	107.8	1.1					
1992 9	90.9	87.3	9.3	104.1	-6.8	91.2	86.9	1.6	104.9	0.0					
1992 10	106.1	103.1	-2.2	102.9	-3.9	83.9	85.1	0.9	98.6	-5.0					
1992 11	90.0	85.7	-7.9	105.0	-2.1	59.5	58.1	-12.9	102.4	-1.3					
1992 12	98.9	93.1	4.8	106.2	-0.5	70.4	68.1	-13.1	103.4	-0.6					
1993 1	83.3	74.4	-6.1	112.0	7.0	64.9	59.3	-9.0	109.4	-3.3					
1993 2	89.2	78.1	-2.3	114.2	4.0	74.2	68.0	-18.6	109.1	-1.3					
1993 3	97.1	86.3	0.0	112.5	3.9	77.4	68.2	-12.6	113.5	-1.9					
1993 4	96.6	85.7	3.5	112.7	4.6	70.3	64.1	4.4	109.7	-1.3					
1993 5	89.2	81.3	0.7	109.7	0.6	69.7	67.4	25.7	103.4	-1.2					
1993 6	101.7	91.7	9.4	110.9	5.0	84.2	80.1	14.4	105.1	-0.1					
1993 7	113.2	101.0	-0.5	112.1	4.8	125.6	117.8	14.0	106.6	0.6					
1993 8	95.2	84.3	15.2	112.9	5.7	90.0	88.0	1.3	102.3	-5.1					
1993 9	99.6	87.0	-0.3	114.5	10.0	94.7	91.3	5.1	103.7	-1.1					
1993 10	119.2	108.9	5.6	109.5	6.4	90.9	91.2	7.2	99.7	1.1					
1993 11	116.0	101.6	18.6	114.2	8.8	77.8	77.4	33.2	100.5	-1.9					
1993 12	114.5	99.7	7.1	114.8	8.1	95.6	96.7	42.0	98.9	-4.4					

SITC 0+1: NAHRUNGSMITTEL,
LEBENDE TIERE,
GETRAENKE UND TABAK

SITC 0+1: FOOD, LIVE
ANIMALS, BEVERAGES
AND TOBACCO

CTCI 0+1: PRODUITS
ALIMENTAIRES, ANIMAUX
VIVANTS, BOISSONS ET
TABACS

	Intra-EU Intra-EU Intra-UE					Extra-EU Extra-EU Extra-UE									
	VAL	VOL	VOL Δ%	UV	UV Δ%	VAL	VOL	VOL Δ%	UV	UV Δ%					
	Jährliche Indizes					Annual Indices					Indices annuels				
1989	96.2	96.3	:	99.9	:	100.8	91.1	:	110.6	:					
1990	100.0	100.0	3.8	100.0	0.1	100.0	100.0	9.8	100.0	-9.6					
1991	111.1	108.6	8.6	102.3	2.3	107.7	104.7	4.7	102.9	2.9					
1992	117.1	114.0	5.0	102.7	0.4	106.7	106.9	2.1	99.8	-3.0					
1993	108.6	107.7	-5.5	100.8	-1.9	103.3	101.6	-5.0	101.7	1.9					
	Vierteljährliche Indizes					Quarterly Indices					Indices trimestriels				
1989 1	88.8	90.1	:	98.6	:	101.0	90.3	:	111.9	:					
1989 2	99.6	99.2	:	100.4	:	109.2	95.3	:	114.6	:					
1989 3	92.4	92.1	:	100.3	:	99.9	90.5	:	110.4	:					
1989 4	104.5	104.1	:	100.4	:	105.0	99.2	:	105.8	:					
1990 1	96.0	95.0	5.4	101.1	2.5	100.2	97.8	8.3	102.5	-8.4					
1990 2	101.2	99.5	0.3	101.7	1.3	103.4	101.0	6.0	102.4	-10.6					
1990 3	95.1	96.3	4.6	98.8	-1.5	95.1	96.4	6.5	98.7	-10.6					
1990 4	108.0	109.6	5.3	98.5	-1.9	103.4	107.0	7.9	96.6	-8.7					
1991 1	103.7	102.5	7.9	101.2	0.1	98.9	101.2	3.5	97.7	-4.7					
1991 2	111.9	109.0	9.5	102.7	1.0	110.9	106.4	5.3	104.2	1.8					
1991 3	107.7	105.5	9.6	102.1	3.3	103.6	98.3	2.0	105.4	6.8					
1991 4	120.7	117.1	6.8	103.1	4.7	114.1	109.5	2.3	104.2	7.9					
1992 1	114.3	108.9	6.2	105.0	3.8	113.7	111.5	10.2	102.0	4.4					
1992 2	119.6	114.1	4.7	104.8	2.0	116.7	113.3	6.5	103.0	-1.2					
1992 3	112.2	111.3	5.5	100.8	-1.3	101.3	104.5	6.3	96.9	-8.1					
1992 4	123.8	123.2	5.2	100.5	-2.5	113.2	116.5	6.4	97.2	-6.7					
1993 1	97.5	95.6	-12.2	102.0	-2.9	96.5	95.5	-14.3	101.0	-1.0					
1993 2	106.4	104.0	-8.9	102.3	-2.4	100.7	102.2	-9.8	98.5	-4.4					
1993 3	103.5	103.9	-6.6	99.6	-1.2	99.3	97.4	-6.8	101.9	5.2					
1993 4	118.0	118.5	-3.8	99.6	-0.9	116.0	110.6	-5.1	104.9	7.9					
	Monatliche Indizes					Monthly Indices					Indices mensuels				
1989 1	86.5	88.1	:	98.2	:	101.6	91.5	:	111.0	:					
1989 2	83.7	85.4	:	98.0	:	95.0	84.8	:	112.0	:					
1989 3	96.1	96.7	:	99.4	:	106.7	94.8	:	112.6	:					
1989 4	95.8	96.3	:	99.5	:	108.7	95.8	:	113.5	:					
1989 5	100.3	99.6	:	100.7	:	109.6	95.9	:	114.3	:					
1989 6	102.4	101.6	:	100.8	:	109.3	94.4	:	115.8	:					
1989 7	90.3	90.5	:	99.8	:	98.7	87.8	:	112.4	:					
1989 8	91.9	91.6	:	100.3	:	98.5	89.9	:	109.6	:					
1989 9	95.1	94.4	:	100.7	:	102.8	93.9	:	109.5	:					
1989 10	107.3	106.9	:	100.4	:	111.3	103.8	:	107.2	:					
1989 11	108.1	107.6	:	100.5	:	105.8	99.8	:	106.0	:					
1989 12	98.4	97.9	:	100.5	:	98.2	94.2	:	104.2	:					

SITC 0+1: NAHRUNGSMITTEL,
LEBENDE TIERE,
GETRAENKE UND TABAK

SITC 0+1: FOOD, LIVE
ANIMALS, BEVERAGES
AND TOBACCO

CTCI 0+1: PRODUITS
ALIMENTAIRES, ANIMAUX
VIVANTS, BOISSONS ET
TABACS

	Intra-EU Intra-EU Intra-UE					Extra-EU Extra-EU Extra-UE									
	VAL	VOL	VOL Δ%	UV	UV Δ%	VAL	VOL	VOL Δ%	UV	UV Δ%					
	Jährliche Indizes					Annual Indices					Indices annuels				
1989	97.2	96.9	:	100.3	:	102.1	101.2	:	100.9	:					
1990	100.0	100.0	3.2	100.0	-0.3	100.0	100.0	-1.2	100.0	-0.9					
1991	109.9	107.6	7.6	102.1	2.1	101.9	103.1	3.1	98.8	-1.2					
1992	115.7	112.8	4.8	102.6	0.5	110.3	109.5	6.2	100.7	1.9					
1993	114.3	112.8	0.0	101.3	-1.3	119.1	115.5	5.5	103.1	2.4					
	Vierteljährliche Indizes					Quarterly Indices					Indices trimestriels				
1989 1	90.3	91.2	:	99.0	:	100.6	101.9	:	98.7	:					
1989 2	98.3	97.5	:	100.8	:	106.5	104.3	:	102.1	:					
1989 3	93.1	92.6	:	100.5	:	99.4	98.4	:	101.0	:					
1989 4	105.3	104.5	:	100.8	:	115.5	113.5	:	101.8	:					
1990 1	96.9	95.8	5.0	101.1	2.1	106.3	103.5	1.6	102.7	4.1					
1990 2	101.5	99.6	2.2	101.9	1.1	100.8	99.3	-4.8	101.5	-0.6					
1990 3	94.4	95.4	3.0	99.0	-1.5	93.3	93.3	-5.2	100.0	-1.0					
1990 4	107.1	109.1	4.4	98.2	-2.6	102.3	106.7	-6.0	95.9	-5.8					
1991 1	104.5	103.2	7.7	101.3	0.2	96.0	100.0	-3.4	96.0	-6.5					
1991 2	109.4	106.5	6.9	102.7	0.8	98.5	99.7	0.4	98.8	-2.7					
1991 3	107.1	105.4	10.5	101.6	2.6	99.3	98.7	5.8	100.6	0.6					
1991 4	120.8	117.4	7.6	102.9	4.8	112.8	112.9	5.8	99.9	4.2					
1992 1	115.2	109.7	6.3	105.0	3.7	113.2	110.4	10.4	102.5	6.8					
1992 2	118.2	113.1	6.2	104.5	1.8	117.3	113.8	14.1	103.1	4.4					
1992 3	111.5	110.8	5.1	100.6	-1.0	111.6	113.2	14.7	98.6	-2.0					
1992 4	122.4	121.9	3.8	100.4	-2.4	125.0	126.6	12.1	98.7	-1.2					
1993 1	106.6	103.3	-5.8	103.2	-1.7	108.5	105.9	-4.1	102.5	0.0					
1993 2	113.5	110.6	-2.2	102.6	-1.8	114.4	109.5	-3.8	104.5	1.4					
1993 3	108.6	108.9	-1.7	99.7	-0.9	114.9	112.0	-1.1	102.6	4.1					
1993 4	124.3	124.4	2.1	99.9	-0.5	137.2	133.5	5.5	102.8	4.2					
	Monatliche Indizes					Monthly Indices					Indices mensuels				
1989 1	86.0	87.8	:	98.0	:	95.3	98.0	:	97.2	:					
1989 2	84.7	86.0	:	98.5	:	99.4	101.0	:	98.4	:					
1989 3	100.2	99.8	:	100.4	:	106.9	106.7	:	100.2	:					
1989 4	93.1	92.9	:	100.2	:	108.4	107.3	:	101.0	:					
1989 5	101.5	100.5	:	101.0	:	104.8	102.7	:	102.0	:					
1989 6	100.2	99.0	:	101.2	:	106.3	102.9	:	103.3	:					
1989 7	89.9	89.9	:	100.0	:	93.6	93.4	:	100.2	:					
1989 8	91.9	91.7	:	100.2	:	92.9	92.6	:	100.3	:					
1989 9	97.5	96.3	:	101.2	:	111.8	109.3	:	102.3	:					
1989 10	110.4	109.2	:	101.1	:	122.2	119.3	:	102.4	:					
1989 11	110.6	109.4	:	101.1	:	119.0	116.7	:	102.0	:					
1989 12	95.3	95.0	:	100.3	:	105.4	104.4	:	101.0	:					

SITC 0+1: NAHRUNGSMITTEL,
LEBENDE TIERE,
GETRAENKE UND TABAK

SITC 0+1: FOOD, LIVE
ANIMALS, BEVERAGES
AND TOBACCO

CTCI 0+1: PRODUITS
ALIMENTAIRES, ANIMAUX
VIVANTS, BOISSONS ET
TABACS

	Intra-EU Intra-EU Intra-UE					Extra-EU Extra-EU Extra-UE					
	VAL	VOL	VOL Δ%	UV	UV Δ%	VAL	VOL	VOL Δ%	UV	UV Δ%	
	Monatliche Indizes			Monthly Indices			Indices mensuels				
1990 1	95.0	94.3	7.0	100.7	2.5	107.1	104.5	14.2	102.5	-7.7	
1990 2	88.3	87.3	2.2	101.1	3.2	90.4	88.5	4.4	102.2	-8.8	
1990 3	105.1	103.6	7.1	101.4	2.0	103.2	100.4	5.9	102.8	-8.7	
1990 4	99.9	97.6	1.3	102.4	2.9	100.1	96.2	0.4	104.1	-8.3	
1990 5	105.4	103.9	4.3	101.4	0.7	105.7	103.0	7.4	102.6	-10.2	
1990 6	98.3	96.9	-4.6	101.4	0.6	104.5	103.7	9.9	100.8	-13.0	
1990 7	95.3	95.7	5.7	99.6	-0.2	98.2	98.6	12.3	99.6	-11.4	
1990 8	93.1	94.8	3.5	98.2	-2.1	99.0	100.6	11.9	98.4	-10.2	
1990 9	96.8	98.2	4.0	98.6	-2.1	88.3	90.1	-4.0	98.0	-10.5	
1990 10	111.6	113.4	6.1	98.4	-2.0	108.4	110.3	6.3	98.3	-8.3	
1990 11	112.5	114.3	6.2	98.4	-2.1	105.1	109.6	9.8	95.9	-9.5	
1990 12	99.9	101.1	3.3	98.8	-1.7	96.6	101.2	7.4	95.5	-8.3	
1991 1	108.1	107.7	14.2	100.4	-0.3	104.0	107.3	2.7	96.9	-5.5	
1991 2	95.6	94.7	8.5	100.9	-0.2	90.4	93.6	5.8	96.6	-5.5	
1991 3	107.4	105.0	1.4	102.3	0.9	102.3	102.7	2.3	99.6	-3.1	
1991 4	112.4	109.6	12.3	102.6	0.2	116.9	113.3	17.8	103.2	-0.9	
1991 5	114.5	111.4	7.2	102.8	1.4	113.2	108.3	5.1	104.5	1.9	
1991 6	108.9	106.0	9.4	102.7	1.3	102.6	97.7	-5.8	105.0	4.2	
1991 7	109.6	106.6	11.4	102.8	3.2	111.4	104.0	5.5	107.1	7.5	
1991 8	102.2	100.6	6.1	101.6	3.5	95.7	91.6	-8.9	104.5	6.2	
1991 9	111.5	109.3	11.3	102.0	3.4	103.9	99.4	10.3	104.5	6.6	
1991 10	122.5	120.5	6.3	101.7	3.4	118.6	113.9	3.3	104.1	5.9	
1991 11	122.5	118.1	3.3	103.7	5.4	113.9	107.8	-1.6	105.7	10.2	
1991 12	117.0	112.6	11.4	103.9	5.2	109.6	106.7	5.4	102.7	7.5	
1992 1	111.5	106.9	-0.7	104.3	3.9	116.5	114.8	7.0	101.5	4.7	
1992 2	110.7	105.3	11.2	105.1	4.2	103.3	101.6	8.5	101.7	5.3	
1992 3	120.9	114.4	9.0	105.7	3.3	121.2	117.9	14.8	102.8	3.2	
1992 4	122.7	116.3	6.1	105.5	2.8	128.6	123.1	8.6	104.5	1.3	
1992 5	117.8	112.0	0.5	105.2	2.3	112.6	108.3	0.0	104.0	-0.5	
1992 6	118.2	114.0	7.5	103.7	1.0	108.9	108.5	11.1	100.4	-4.4	
1992 7	117.7	115.5	8.3	101.9	-0.9	109.9	111.3	7.0	98.7	-7.8	
1992 8	103.9	103.5	2.9	103.4	-1.2	91.5	94.7	3.4	96.6	-7.6	
1992 9	115.0	114.8	5.0	100.2	-1.8	102.2	107.4	8.0	95.2	-8.9	
1992 10	123.2	122.2	1.4	100.8	-0.9	109.3	114.3	0.4	95.6	-8.2	
1992 11	119.2	118.4	0.3	100.7	-2.9	109.7	112.6	4.5	97.4	-7.9	
1992 12	129.1	129.1	14.7	100.0	-3.8	120.8	122.5	14.8	98.6	-4.0	
1993 1	86.1	85.2	-20.3	101.1	-3.1	89.0	88.6	-22.8	100.4	-1.1	
1993 2	95.1	93.1	-11.6	102.2	-2.8	92.5	92.0	-9.4	100.5	-1.2	
1993 3	111.4	108.6	-5.1	102.6	-2.9	108.2	106.1	-10.0	102.0	-0.8	
1993 4	105.1	101.7	-12.6	103.3	-2.1	104.6	103.9	-15.6	100.7	-3.6	
1993 5	105.6	103.0	-8.0	102.5	-2.6	94.7	96.6	-10.8	98.0	-5.8	
1993 6	108.6	107.2	-6.0	101.3	-2.3	103.0	106.2	-2.1	97.0	-3.4	
1993 7	102.7	102.3	-11.4	100.4	-1.5	102.8	102.9	-7.5	99.9	1.2	
1993 8	101.9	102.4	-1.1	99.5	-0.9	93.2	90.8	-4.1	102.6	6.2	
1993 9	105.7	107.0	-6.8	98.8	-1.4	102.0	98.6	-8.2	103.4	8.6	
1993 10	109.1	110.1	-9.9	99.1	-1.7	106.7	102.6	-10.2	104.0	8.8	
1993 11	116.9	117.5	-0.8	99.5	-1.2	119.9	114.2	1.4	105.0	7.8	
1993 12	128.3	128.0	-0.9	100.2	0.2	121.3	115.1	-6.0	105.4	6.9	

SITC 0+1: NAHRUNGSMITTEL,
LEBENDE TIERE,
GETRAENKE UND TABAK

SITC 0+1: FOOD, LIVE
ANIMALS, BEVERAGES
AND TOBACCO

CTCI 0+1: PRODUITS
ALIMENTAIRES, ANIMAUX
VIVANTS, BOISSONS ET
TABACS

	Intra-EU Intra-EU Intra-UE					Extra-EU Extra-EU Extra-UE									
	VAL	VOL	VOL Δ%	UV	UV Δ%	VAL	VOL	VOL Δ%	UV	UV Δ%					
	Monatliche Indizes					Monthly Indices					Indices mensuels				
1990 1	97.2	96.5	9.9	100.7	2.8	102.4	99.4	1.4	103.0	6.0					
1990 2	90.0	89.1	3.6	101.0	2.5	104.7	102.5	1.5	102.1	3.8					
1990 3	103.4	101.8	2.0	101.6	1.2	112.1	108.8	2.0	103.0	2.8					
1990 4	98.8	96.3	3.7	102.6	2.4	99.0	97.6	-9.0	101.4	0.4					
1990 5	105.4	103.4	2.9	101.9	0.9	101.0	99.8	-2.8	101.2	-0.8					
1990 6	100.2	99.0	0.0	101.2	0.0	102.5	100.5	-2.3	102.0	-1.3					
1990 7	95.4	95.1	5.8	100.3	0.3	95.3	93.5	0.1	101.9	1.7					
1990 8	90.7	92.1	0.4	98.5	-1.7	92.0	92.2	-0.4	99.8	-0.5					
1990 9	97.1	98.9	2.7	98.2	-3.0	92.6	94.3	-13.7	98.2	-4.0					
1990 10	113.0	115.5	5.8	97.8	-3.3	113.1	116.8	-2.1	96.8	-5.5					
1990 11	111.1	113.0	3.3	98.3	-2.8	101.1	105.1	-9.9	96.2	-5.7					
1990 12	97.5	98.9	4.1	98.6	-1.7	93.0	98.3	-5.8	94.6	-6.3					
1991 1	107.7	107.2	11.1	100.5	-0.2	94.6	98.7	-0.7	95.8	-7.0					
1991 2	97.7	96.4	8.2	101.4	0.4	97.2	101.8	-0.7	95.5	-6.5					
1991 3	108.0	106.0	4.1	101.9	0.3	96.4	99.5	-8.5	96.9	-5.9					
1991 4	108.9	106.1	10.2	102.6	0.0	99.2	100.9	3.4	98.3	-3.1					
1991 5	112.8	109.7	6.1	102.8	0.9	103.0	104.4	4.6	98.7	-2.5					
1991 6	106.3	103.6	4.6	102.6	1.4	93.1	93.8	-6.7	99.3	-2.6					
1991 7	108.1	105.5	10.9	102.5	2.2	100.3	99.6	6.5	100.7	-1.2					
1991 8	100.8	99.5	8.0	101.3	2.8	90.2	89.6	-2.8	100.7	0.9					
1991 9	112.2	111.1	12.3	101.0	2.9	107.2	106.9	13.4	100.3	2.1					
1991 10	125.9	123.8	7.2	101.7	4.0	117.7	118.8	1.7	99.1	2.4					
1991 11	121.2	117.1	3.6	103.5	5.3	111.1	110.8	5.4	100.3	4.3					
1991 12	115.0	111.1	12.3	103.5	5.0	109.4	109.1	11.0	100.3	6.0					
1992 1	114.8	110.3	2.9	104.1	3.6	109.7	108.9	10.3	100.7	5.1					
1992 2	109.1	103.5	7.4	105.4	3.9	110.2	107.3	5.4	102.7	7.5					
1992 3	121.5	115.2	8.7	105.5	3.5	119.4	114.9	15.5	103.9	7.2					
1992 4	120.2	113.9	7.4	105.5	2.8	118.3	113.5	12.5	104.2	6.0					
1992 5	114.1	108.9	-0.7	104.8	1.9	109.6	106.9	2.4	102.5	3.9					
1992 6	120.3	116.6	12.5	103.2	0.6	124.1	121.0	29.0	102.6	3.3					
1992 7	116.7	114.9	8.9	101.6	-0.9	121.3	121.5	22.0	99.8	-0.9					
1992 8	100.8	101.2	1.7	99.6	-1.7	100.1	101.9	13.7	98.2	-2.5					
1992 9	117.0	116.4	4.8	100.5	-0.5	113.5	116.2	8.7	97.7	-2.6					
1992 10	127.5	126.1	1.9	101.1	-0.6	130.7	131.9	11.0	99.1	0.0					
1992 11	119.6	119.2	1.8	100.3	-3.1	123.5	125.3	13.1	98.6	-1.7					
1992 12	119.8	120.3	8.3	99.6	-3.8	120.8	122.6	12.4	98.5	-1.8					
1993 1	99.0	97.0	-12.1	102.1	-1.9	96.9	94.4	-13.3	102.6	1.9					
1993 2	102.1	98.7	-4.6	103.4	-1.9	107.6	105.7	-1.5	101.8	-0.9					
1993 3	118.9	114.3	-0.8	104.0	-1.4	121.3	117.7	2.4	103.1	-0.8					
1993 4	112.0	108.3	-4.9	103.4	-2.0	114.6	109.9	-3.2	104.3	0.1					
1993 5	110.8	107.7	-1.1	102.9	-1.8	108.2	103.7	-3.0	104.3	1.8					
1993 6	117.9	115.9	-0.6	101.7	-1.5	120.4	114.9	-5.0	104.8	2.1					
1993 7	105.2	104.4	-9.1	100.8	-0.8	107.0	104.4	-14.1	102.5	2.7					
1993 8	102.9	103.4	2.2	99.5	-0.1	107.6	104.4	2.5	103.1	5.0					
1993 9	117.7	119.1	2.3	98.8	-1.7	130.1	127.3	9.6	102.2	4.6					
1993 10	119.6	120.8	-4.2	99.0	-2.1	132.3	130.5	-1.1	101.4	2.3					
1993 11	127.1	127.0	6.5	100.1	-0.2	135.4	131.5	4.9	103.0	4.5					
1993 12	126.1	125.5	4.3	100.5	0.9	144.1	138.6	13.1	104.0	5.6					

SITC 0+1: NAHRUNGSMITTEL,
LEBENDE TIERE,
GETRAENKE UND TABAK

SITC 0+1: FOOD, LIVE
ANIMALS, BEVERAGES
AND TOBACCO

CTCI 0+1: PRODUITS
ALIMENTAIRES, ANIMAUX
VIVANTS, BOISSONS ET
TABACS

	Vereinigte Staaten United States of America Etats-Unis					Japan Japan Japon									
	VAL	VOL	VOL Δ%	UV	UV Δ%	VAL	VOL	VOL Δ%	UV	UV Δ%					
	Jährliche Indizes					Annual Indices					Indices annuels				
1989	100.8	91.7	:	109.9	:	123.0	107.7	:	114.2	:					
1990	100.0	100.0	9.1	100.0	-9.0	100.0	100.0	-7.1	100.0	-12.4					
1991	103.2	97.8	-2.2	105.5	5.5	103.5	90.8	-9.2	114.0	14.0					
1992	106.5	100.3	2.6	106.2	0.7	92.7	81.3	-10.5	114.0	0.0					
1993	101.7	89.3	-11.0	113.9	7.3	86.2	70.1	-13.8	122.9	7.8					
	Vierteljährliche Indizes					Quarterly Indices					Indices trimestriels				
1989 1	117.2	108.8	:	107.7	:	95.3	78.8	:	120.9	:					
1989 2	104.1	94.9	:	109.7	:	113.9	93.4	:	122.0	:					
1989 3	88.9	77.7	:	114.4	:	123.6	108.8	:	113.6	:					
1989 4	99.1	90.9	:	109.0	:	157.8	148.3	:	106.4	:					
1990 1	109.4	105.3	-3.2	103.9	-3.5	91.2	92.5	17.4	98.6	-18.4					
1990 2	103.9	102.1	7.6	101.8	-7.2	92.3	95.8	2.6	96.3	-21.1					
1990 3	82.2	85.2	9.7	96.5	-15.6	86.6	86.0	-21.0	100.7	-11.4					
1990 4	104.2	107.0	17.7	97.4	-10.6	133.1	128.7	-13.2	103.4	-2.8					
1991 1	103.4	107.0	1.6	96.6	-7.0	96.2	89.3	-3.5	107.7	9.2					
1991 2	103.6	97.0	-5.0	106.8	4.9	106.1	93.9	-2.0	113.0	17.3					
1991 3	96.9	90.5	6.2	107.1	11.0	102.6	84.9	-1.3	120.8	20.0					
1991 4	109.0	96.8	-9.5	112.6	15.6	108.7	94.7	-26.4	114.8	11.0					
1992 1	122.9	114.4	6.9	107.4	11.2	92.4	78.6	-12.0	117.6	9.2					
1992 2	107.5	98.8	1.9	108.8	1.9	88.5	76.0	-19.1	116.4	3.0					
1992 3	83.9	82.2	-9.2	102.1	-4.7	89.0	83.1	-2.1	107.1	-11.3					
1992 4	112.9	106.7	10.2	105.8	-6.0	101.6	88.3	-6.8	115.1	0.3					
1993 1	109.4	96.1	-16.0	113.8	6.0	69.1	57.7	-26.6	119.7	1.8					
1993 2	96.7	87.0	-11.9	111.1	2.1	92.4	78.6	3.4	117.5	0.9					
1993 3	86.1	75.9	-7.7	113.4	11.1	77.5	60.4	-27.3	128.3	19.8					
1993 4	114.9	98.4	-7.8	116.8	10.4	106.6	84.5	-4.3	126.2	9.6					
	Monatliche Indizes					Monthly Indices					Indices mensuels				
1989 1	111.8	105.2	:	106.3	:	82.0	71.6	:	114.5	:					
1989 2	110.9	103.0	:	107.7	:	87.3	72.0	:	121.2	:					
1989 3	128.7	118.2	:	108.9	:	116.4	92.7	:	125.6	:					
1989 4	104.9	97.4	:	107.7	:	106.2	84.1	:	126.3	:					
1989 5	110.6	103.7	:	106.7	:	112.1	94.3	:	118.9	:					
1989 6	97.0	83.7	:	115.9	:	123.6	101.8	:	121.4	:					
1989 7	89.6	78.5	:	114.1	:	97.2	84.9	:	114.5	:					
1989 8	80.2	70.5	:	113.7	:	161.4	144.2	:	111.9	:					
1989 9	97.0	84.1	:	115.3	:	112.3	97.4	:	115.3	:					
1989 10	97.7	89.3	:	109.4	:	183.4	162.3	:	113.0	:					
1989 11	111.8	102.0	:	109.6	:	140.9	123.4	:	114.2	:					
1989 12	87.9	81.5	:	107.9	:	149.2	158.1	:	94.4	:					

SITC 0+1: NAHRUNGSMITTEL,
LEBENDE TIERE,
GETRAENKE UND TABAK

SITC 0+1: FOOD, LIVE
ANIMALS, BEVERAGES
AND TOBACCO

CTCI 0+1: PRODUITS
ALIMENTAIRES, ANIMAUX
VIVANTS, BOISSONS ET
TABACS

	Vereinigte Staaten United States of America Etats-Unis					Japan Japan Japon									
	VAL	VOL	VOL Δ%	UV	UV Δ%	VAL	VOL	VOL Δ%	UV	UV Δ%					
	Jährliche Indizes					Annual Indices					Indices annuels				
1989	101.9	101.4	:	100.5	:	106.9	110.0	:	97.2	:					
1990	100.0	100.0	-1.4	100.0	-0.5	100.0	100.0	-9.1	100.0	2.9					
1991	94.5	89.9	-10.1	105.1	5.1	107.1	105.6	5.6	101.4	1.4					
1992	97.1	90.9	1.1	106.8	1.6	107.6	102.4	-3.0	105.1	3.6					
1993	100.9	95.0	4.5	106.2	-0.6	110.2	97.1	-5.2	113.5	8.0					
	Vierteljährliche Indizes					Quarterly Indices					Indices trimestriels				
1989 1	88.7	91.5	:	96.9	:	88.3	90.2	:	97.9	:					
1989 2	94.8	93.0	:	101.9	:	116.9	120.0	:	97.4	:					
1989 3	106.8	104.4	:	102.3	:	110.2	113.3	:	97.3	:					
1989 4	118.0	117.2	:	100.7	:	101.4	105.3	:	96.3	:					
1990 1	93.2	94.0	2.7	99.2	2.4	110.3	110.0	22.0	100.3	2.5					
1990 2	93.8	93.9	1.0	99.9	-2.0	113.0	113.0	-5.8	100.0	2.7					
1990 3	103.1	101.8	-2.5	101.3	-1.0	92.2	90.6	-20.0	101.8	4.6					
1990 4	110.1	110.4	-5.8	99.7	-1.0	99.5	101.4	-3.7	98.1	1.9					
1991 1	75.5	75.1	-20.1	100.5	1.3	95.1	97.0	-11.8	98.0	-2.3					
1991 2	91.5	85.5	-8.9	107.0	7.1	98.4	97.1	-14.1	101.3	1.3					
1991 3	102.2	94.9	-6.8	107.7	6.3	112.5	109.8	21.2	102.5	0.7					
1991 4	106.6	102.0	-7.6	104.5	4.8	114.3	110.5	9.0	103.4	5.4					
1992 1	82.3	76.6	2.0	107.4	6.9	115.8	108.4	11.8	106.8	9.0					
1992 2	110.8	100.0	17.0	110.8	3.6	110.5	103.3	6.4	107.0	5.6					
1992 3	99.8	95.9	1.1	104.1	-3.3	109.3	106.6	-2.9	102.5	0.0					
1992 4	100.3	95.4	-6.5	105.1	0.6	115.0	110.6	0.1	104.0	0.6					
1993 1	81.0	76.3	-0.4	106.1	-1.2	100.3	91.8	-15.3	109.3	2.3					
1993 2	96.2	90.3	-9.7	106.5	-3.9	112.8	100.6	-2.6	112.1	4.8					
1993 3	110.4	104.7	9.2	105.4	1.2	112.6	98.2	-7.9	114.7	11.9					
1993 4	115.9	108.5	13.7	106.8	1.6	115.0	97.6	-11.8	117.8	13.3					
	Monatliche Indizes					Monthly Indices					Indices mensuels				
1989 1	84.1	89.3	:	94.2	:	84.3	86.3	:	97.7	:					
1989 2	88.4	90.6	:	97.6	:	84.8	86.4	:	98.2	:					
1989 3	93.5	94.8	:	98.6	:	95.6	97.8	:	97.8	:					
1989 4	91.7	91.4	:	100.3	:	115.6	118.4	:	97.6	:					
1989 5	95.4	93.7	:	101.8	:	122.2	124.9	:	97.8	:					
1989 6	97.2	93.9	:	103.5	:	113.1	116.8	:	96.8	:					
1989 7	96.6	96.0	:	100.6	:	99.7	101.4	:	98.3	:					
1989 8	93.7	91.0	:	103.0	:	105.7	107.6	:	98.2	:					
1989 9	130.2	126.2	:	103.2	:	125.4	130.8	:	95.9	:					
1989 10	147.8	144.2	:	102.5	:	120.7	122.4	:	98.6	:					
1989 11	117.1	116.5	:	100.5	:	99.3	105.4	:	94.2	:					
1989 12	89.3	91.1	:	98.0	:	84.1	88.0	:	95.6	:					

SITC 0+1: NAHRUNGSMITTEL,
LEBENDE TIERE,
GETRAENKE UND TABAK

SITC 0+1: FOOD, LIVE
ANIMALS, BEVERAGES
AND TOBACCO

CTCI 0+1: PRODUITS
ALIMENTAIRES, ANIMAUX
VIVANTS, BOISSONS ET
TABACS

	Vereinigte Staaten United States of America Etats-Unis					Japan Japan Japon									
	VAL	VOL	VOL Δ%	UV	UV Δ%	VAL	VOL	VOL Δ%	UV	UV Δ%					
	Monatliche Indizes					Monthly Indices					Indices mensuels				
1990 1	118.0	113.7	8.1	103.8	-2.4	97.9	100.3	40.1	97.6	-14.8					
1990 2	99.3	95.9	-6.9	103.5	-3.9	74.0	72.4	0.6	102.2	-15.7					
1990 3	111.1	106.4	-10.0	104.4	-4.1	101.7	104.7	12.9	97.1	-22.7					
1990 4	104.8	100.5	3.2	104.3	-3.2	86.3	91.6	8.9	94.2	-25.4					
1990 5	110.2	109.2	5.3	100.9	-5.4	107.1	112.9	19.7	94.9	-20.2					
1990 6	96.6	96.5	15.3	100.1	-13.6	83.7	83.1	-18.4	100.7	-17.1					
1990 7	85.9	90.1	14.8	95.3	-16.5	84.5	83.9	-1.2	100.7	-12.1					
1990 8	80.9	83.1	17.9	97.4	-14.3	92.6	92.7	-35.7	99.9	-10.7					
1990 9	79.8	82.4	-2.0	96.8	-16.0	82.6	81.3	-16.5	101.6	-11.9					
1990 10	107.4	103.4	15.8	103.9	-5.0	93.5	90.9	-44.0	102.9	-8.9					
1990 11	115.4	121.3	18.9	95.1	-13.2	125.0	110.3	-10.6	113.3	-0.8					
1990 12	89.9	96.5	18.4	93.2	-13.6	180.9	184.2	16.5	98.2	4.0					
1991 1	107.6	114.1	0.4	94.3	-9.2	90.4	83.3	-16.9	108.5	11.2					
1991 2	98.2	103.2	7.6	95.2	-8.0	81.1	73.4	1.4	110.5	8.1					
1991 3	104.2	103.6	-2.6	100.6	-3.6	117.0	111.2	6.2	105.2	8.3					
1991 4	129.9	125.0	24.4	103.9	-0.4	122.9	107.5	17.4	114.3	21.3					
1991 5	99.3	91.7	-16.0	108.3	7.3	90.5	82.0	-27.4	110.4	16.3					
1991 6	81.7	74.3	-23.0	110.0	9.9	104.7	92.2	11.0	113.6	12.8					
1991 7	105.7	96.7	7.3	109.3	14.7	108.8	90.4	7.7	120.4	19.6					
1991 8	93.7	90.8	9.3	103.2	6.0	101.4	82.6	-10.9	122.7	22.8					
1991 9	91.2	83.9	1.8	108.7	12.3	97.4	81.6	0.4	119.4	17.5					
1991 10	105.6	94.6	-8.5	111.6	7.4	124.3	105.3	15.8	118.0	14.7					
1991 11	120.1	104.1	-14.2	115.4	21.3	102.5	85.3	-22.7	120.2	6.1					
1991 12	101.4	91.8	-4.9	110.5	18.6	99.5	93.3	-49.3	106.6	8.6					
1992 1	124.6	117.3	2.8	106.2	12.6	88.3	74.4	-10.7	118.7	9.4					
1992 2	116.2	108.6	5.2	107.0	12.4	77.9	68.4	-6.8	113.9	3.1					
1992 3	127.6	117.3	13.2	108.8	8.2	110.8	92.9	-16.5	119.3	13.4					
1992 4	132.9	120.8	-3.4	110.0	5.9	88.7	73.4	-31.7	120.8	5.7					
1992 5	98.4	89.6	-2.3	109.8	1.4	75.6	65.3	-20.4	115.7	4.8					
1992 6	91.1	85.9	15.6	106.0	-3.6	101.3	89.4	-3.0	113.3	-0.3					
1992 7	89.5	87.1	-9.9	102.8	-5.9	101.6	92.3	2.1	110.1	-8.6					
1992 8	78.4	78.2	-13.9	100.2	-2.9	77.0	73.6	-10.9	104.6	-14.8					
1992 9	83.8	81.2	-3.2	103.2	-5.1	88.7	83.6	2.5	106.1	-11.1					
1992 10	100.1	99.0	4.7	101.1	-9.4	97.6	88.2	-16.2	110.7	-6.2					
1992 11	125.9	118.9	14.2	105.9	-8.2	97.2	85.0	-0.4	114.4	-4.8					
1992 12	112.4	102.0	11.1	110.2	-0.3	110.2	91.8	-1.6	120.0	12.6					
1993 1	99.5	88.7	-24.4	112.2	5.6	60.1	50.7	-31.9	118.5	-0.2					
1993 2	105.0	92.3	-15.0	113.8	6.4	64.3	54.4	-20.5	118.2	3.8					
1993 3	123.5	107.2	-8.6	115.2	5.9	83.1	68.2	-26.6	121.8	2.1					
1993 4	102.0	90.3	-25.2	113.0	2.7	96.5	82.1	11.9	117.6	-2.6					
1993 5	95.2	87.8	-2.0	108.4	-1.3	89.3	75.9	16.2	117.6	1.6					
1993 6	92.6	82.8	-3.6	111.8	5.5	91.4	77.9	-12.9	117.3	3.5					
1993 7	94.8	85.4	-2.0	111.0	8.0	68.0	52.6	-43.0	129.2	17.3					
1993 8	75.4	65.1	-16.8	115.8	15.6	70.7	55.4	-24.7	127.6	22.0					
1993 9	87.9	77.1	-5.0	114.0	10.5	93.9	73.2	-12.4	128.3	20.9					
1993 10	93.1	82.1	-17.1	113.4	12.2	93.8	72.9	-17.3	128.7	16.3					
1993 11	134.2	113.1	-4.9	118.7	12.1	118.1	95.9	12.8	123.1	7.6					
1993 12	117.6	100.1	-1.9	117.5	6.6	107.9	84.6	-7.8	127.6	6.3					

SITC 0+1: NAHRUNGSMITTEL,
LEBENDE TIERE,
GETRAENKE UND TABAK

SITC 0+1: FOOD, LIVE
ANIMALS, BEVERAGES
AND TOBACCO

CTCI 0+1: PRODUITS
ALIMENTAIRES, ANIMAUX
VIVANTS, BOISSONS ET
TABACS

	Vereinigte Staaten United States of America Etats-Unis					Japan Japan Japon									
	VAL	VOL	VOL Δ%	UV	UV Δ%	VAL	VOL	VOL Δ%	UV	UV Δ%					
	Monatliche Indizes					Monthly Indices					Indices mensuels				
1990 1	98.8	101.3	13.4	97.5	3.5	96.5	96.8	12.2	99.7	2.0					
1990 2	88.5	88.6	-2.2	99.9	2.4	109.5	109.2	26.4	100.3	2.1					
1990 3	92.6	92.2	-2.7	100.4	1.8	125.0	124.1	26.9	100.7	3.0					
1990 4	94.5	94.7	3.6	99.8	-0.5	104.5	105.7	-10.7	98.9	1.3					
1990 5	94.8	94.9	1.3	99.9	-1.9	115.0	116.9	-6.4	98.4	0.6					
1990 6	91.9	92.0	-2.0	99.9	-3.5	119.5	116.4	-0.3	102.7	6.1					
1990 7	92.3	91.7	-4.5	100.7	0.1	87.8	83.9	-17.3	104.7	6.5					
1990 8	105.6	104.1	14.4	101.4	-1.6	83.4	80.5	-25.2	103.6	5.5					
1990 9	111.4	109.6	-13.2	101.6	-1.6	105.5	107.4	-17.9	98.2	2.4					
1990 10	132.5	131.2	-9.0	101.0	-1.5	116.7	118.6	-3.1	98.4	-0.2					
1990 11	102.7	104.4	-10.4	98.4	-2.1	97.2	99.5	-5.6	97.7	3.7					
1990 12	94.7	95.5	4.8	99.2	1.2	84.4	86.0	-2.3	98.1	2.6					
1991 1	74.9	75.2	-25.8	99.6	2.2	96.0	101.0	4.3	95.0	-4.7					
1991 2	71.0	70.8	-20.1	100.3	0.4	100.4	100.8	-7.7	99.6	-0.7					
1991 3	80.7	79.4	-13.9	101.7	1.3	88.7	89.1	-28.2	99.6	-1.1					
1991 4	87.2	81.5	-13.9	107.0	7.2	103.2	102.4	-3.1	100.8	1.9					
1991 5	97.1	92.6	-2.4	104.9	5.0	99.5	97.2	-16.9	102.4	4.1					
1991 6	90.0	82.3	-10.5	109.3	9.4	92.4	91.8	-21.1	100.6	-2.0					
1991 7	90.2	83.4	-9.1	108.2	7.4	118.2	115.4	37.5	102.4	-2.2					
1991 8	90.4	82.8	-20.5	109.2	7.7	102.6	99.0	23.0	103.6	0.0					
1991 9	126.0	118.5	8.1	106.3	4.6	117.0	115.2	7.3	101.6	3.5					
1991 10	124.6	117.3	-10.6	106.2	5.1	122.9	119.7	0.9	102.7	4.4					
1991 11	107.9	104.9	0.5	102.9	4.6	112.1	109.2	9.7	102.7	5.1					
1991 12	87.1	83.8	-12.3	103.9	4.7	107.6	102.7	19.4	104.8	6.8					
1992 1	80.1	76.0	1.1	105.4	5.8	122.5	115.9	14.8	105.7	11.3					
1992 2	77.0	72.1	1.8	106.8	6.5	112.2	105.2	4.4	106.7	7.1					
1992 3	89.4	81.5	2.6	109.7	7.9	112.6	104.1	16.8	108.2	8.6					
1992 4	102.4	92.8	13.9	110.3	3.1	112.8	105.8	3.3	106.6	5.8					
1992 5	108.9	97.8	5.6	111.3	6.1	110.7	103.4	6.4	107.1	4.6					
1992 6	121.1	109.3	32.8	110.8	1.4	108.3	100.8	9.8	107.4	6.8					
1992 7	122.1	116.4	39.6	104.9	-3.0	115.6	110.9	-3.9	104.2	1.8					
1992 8	75.0	72.0	-13.0	104.2	-4.6	97.9	95.1	-3.9	102.9	-0.7					
1992 9	102.2	99.2	-16.3	103.0	-3.1	114.3	113.6	-1.4	100.6	-1.0					
1992 10	106.9	104.2	-11.2	102.6	-3.4	125.0	120.9	1.0	103.4	0.7					
1992 11	112.2	104.2	-0.7	107.7	4.7	111.5	110.9	1.6	100.5	-2.1					
1992 12	81.4	77.7	-7.3	104.8	0.9	108.5	99.9	-2.7	108.6	3.6					
1993 1	68.5	65.0	-14.5	105.4	0.0	95.7	88.1	-24.0	108.6	2.7					
1993 2	80.4	77.1	6.9	104.3	-2.3	98.3	90.2	-14.3	109.0	2.2					
1993 3	93.9	86.8	6.5	108.2	-1.4	107.1	97.1	-6.7	110.3	1.9					
1993 4	94.6	87.9	-5.3	107.6	-2.4	104.7	92.7	-12.4	112.9	5.9					
1993 5	91.5	85.8	-12.3	106.6	-4.2	104.8	94.2	-8.9	111.2	3.8					
1993 6	102.5	97.2	-11.1	105.5	-4.8	128.7	114.8	13.9	112.1	4.4					
1993 7	96.1	92.2	-20.8	104.2	-0.7	113.6	99.1	-10.6	114.6	10.0					
1993 8	98.6	92.5	28.5	106.6	2.3	96.8	84.2	-11.5	115.0	11.8					
1993 9	136.3	129.3	30.3	105.4	2.3	127.5	111.2	-2.1	114.7	14.0					
1993 10	125.3	118.0	13.2	106.2	3.5	122.6	106.2	-12.2	115.4	11.6					
1993 11	117.2	110.7	6.2	105.9	-1.7	109.7	96.2	-13.3	114.0	13.4					
1993 12	105.0	96.8	24.6	108.5	3.5	112.6	90.4	-9.5	124.6	14.7					

SITC 2+4: ROHSTOFFE
(AUSGEN. NAHRUNGSMITTEL
UND MINERALISCHE
BRENNSTOFFE), OELE,
FETTE UND WACHSE

SITC 2+4: CRUDE
MATERIALS, INEDIBLE,
AND ANIMAL AND
VEGETABLE OILS, FATS
AND WAXES

CTCI 2+4: MATIERES BRUTES
NON COMESTIBLES, HUILES,
GRAISSES ET CIRES
D'ORIG.ANIM.

	Intra-EU Intra-EU Intra-UE					Extra-EU Extra-EU Extra-UE				
	VAL	VOL	VOL Δ%	UV	UV Δ%	VAL	VOL	VOL Δ%	UV	UV Δ%
	Jährliche Indizes			Annual Indices			Indices annuels			
1989	104.8	99.1	:	105.8	:	112.1	102.7	:	109.2	:
1990	100.0	100.0	0.9	100.0	-5.5	100.0	100.0	-2.6	100.0	-8.4
1991	98.3	103.7	3.7	94.8	-5.2	92.0	97.9	-2.1	94.0	-6.0
1992	94.4	102.3	-1.4	92.3	-2.6	89.7	100.5	2.7	89.3	-5.0
1993	81.2	88.5	-13.5	91.7	-0.7	83.7	94.1	-6.4	89.0	-0.3
	Vierteljährliche Indizes			Quarterly Indices			Indices trimestriels			
1989 1	110.4	104.6	:	105.5	:	112.7	105.1	:	107.2	:
1989 2	111.3	104.3	:	106.7	:	119.8	107.9	:	111.0	:
1989 3	92.4	87.1	:	106.1	:	109.5	98.7	:	110.9	:
1989 4	107.0	101.8	:	105.1	:	109.3	101.4	:	107.8	:
1990 1	108.2	103.8	-0.8	104.2	-1.2	110.0	106.3	1.1	103.5	-3.5
1990 2	102.2	100.3	-3.8	101.9	-4.5	110.4	107.7	-0.2	102.5	-7.7
1990 3	85.4	86.8	-0.3	98.4	-7.3	89.3	90.3	-8.5	98.9	-10.8
1990 4	103.1	108.0	6.1	95.5	-9.1	89.9	95.3	-6.0	94.3	-12.5
1991 1	102.9	106.9	3.0	96.3	-7.6	88.9	96.5	-9.2	92.1	-11.0
1991 2	102.9	107.5	7.2	95.7	-6.1	97.7	101.9	-5.4	95.9	-6.4
1991 3	86.7	92.7	6.8	93.5	-5.0	91.9	95.3	5.5	96.4	-2.5
1991 4	100.5	107.6	-0.4	93.4	-2.2	91.2	99.3	4.2	91.8	-2.7
1992 1	104.8	111.0	3.8	94.4	-2.0	95.0	105.4	9.2	90.1	-2.2
1992 2	99.9	107.4	-0.1	93.0	-2.8	96.3	105.4	3.4	91.4	-4.7
1992 3	83.7	91.9	-0.9	91.1	-2.6	82.1	93.7	-1.7	87.6	-9.1
1992 4	90.5	100.1	-7.0	90.4	-3.2	87.0	99.1	-0.2	87.8	-4.4
1993 1	78.5	85.5	-23.0	91.8	-2.8	82.6	93.9	-10.9	88.0	-2.3
1993 2	81.6	90.1	-16.1	90.6	-2.6	85.2	97.9	-7.1	87.0	-4.8
1993 3	72.9	79.2	-13.8	92.0	1.0	78.1	85.8	-8.4	91.0	3.9
1993 4	85.8	92.7	-7.4	92.6	2.4	87.6	97.3	-1.8	90.0	2.5
	Monatliche Indizes			Monthly Indices			Indices mensuels			
1989 1	105.7	101.4	:	104.2	:	115.1	110.0	:	104.6	:
1989 2	106.4	100.1	:	106.3	:	108.8	100.7	:	108.0	:
1989 3	118.9	112.4	:	105.8	:	114.4	104.7	:	109.3	:
1989 4	113.7	106.9	:	106.4	:	115.2	105.2	:	109.5	:
1989 5	109.6	102.7	:	106.7	:	123.8	112.2	:	110.3	:
1989 6	110.5	103.4	:	106.9	:	120.7	106.4	:	113.4	:
1989 7	89.3	83.9	:	106.4	:	110.4	99.3	:	111.2	:
1989 8	83.9	79.4	:	105.7	:	104.9	95.4	:	110.0	:
1989 9	104.2	98.1	:	106.2	:	113.0	101.4	:	111.4	:
1989 10	113.0	107.1	:	105.5	:	112.2	102.2	:	109.8	:
1989 11	110.9	105.3	:	105.3	:	114.6	106.4	:	107.7	:
1989 12	97.2	93.0	:	104.5	:	101.3	95.7	:	105.9	:

SITC 2+4: ROHSTOFFE
(AUSGEN. NAHRUNGSMITTEL
UND MINERALISCHE
BRENNSTOFFE), OELE,
FETTE UND WÄCHSE

SITC 2+4: CRUDE
MATERIALS, INEDIBLE,
AND ANIMAL AND
VEGETABLE OILS, FATS
AND WAXES

CTCI 2+4: MATIERES BRUTES
NON COMESTIBLES, HUILES,
GRAISSES ET CIRES
D'ORIG.ANIM.

	Intra-EU Intra-EU Intra-UE					Extra-EU Extra-EU Extra-UE									
	VAL	VOL	VOL Δ%	UV	UV Δ%	VAL	VOL	VOL Δ%	UV	UV Δ%					
	Jährliche Indizes					Annual Indices					Indices annuels				
1989	108.9	102.2	:	106.6	:	112.2	103.1	:	108.8	:					
1990	100.0	100.0	-2.2	100.0	-6.2	100.0	100.0	-3.0	100.0	-8.1					
1991	95.4	101.9	1.9	93.6	-6.4	104.4	107.0	7.0	97.6	-2.4					
1992	91.7	99.6	-2.3	92.1	-1.6	106.2	111.8	4.5	95.0	-2.7					
1993	83.6	90.5	-9.1	92.4	0.3	117.2	122.7	9.7	95.5	0.5					
	Vierteljährliche Indizes					Quarterly Indices					Indices trimestriels				
1989 1	114.2	107.4	:	106.3	:	112.6	104.4	:	107.9	:					
1989 2	112.9	106.1	:	106.4	:	115.6	105.4	:	109.7	:					
1989 3	97.4	91.6	:	106.3	:	108.1	98.6	:	109.6	:					
1989 4	111.8	104.3	:	107.2	:	112.2	103.8	:	108.1	:					
1990 1	111.3	106.4	-0.9	104.6	-1.6	106.6	102.3	-2.0	104.2	-3.4					
1990 2	101.4	99.5	-6.2	101.9	-4.2	100.3	98.8	-6.3	101.5	-7.5					
1990 3	86.3	87.3	-4.7	98.9	-7.0	94.2	94.9	-3.8	99.3	-9.4					
1990 4	101.9	107.7	3.3	94.6	-11.8	104.7	109.9	5.9	95.3	-11.8					
1991 1	104.5	109.9	3.3	95.1	-9.1	104.1	108.2	5.8	96.2	-7.7					
1991 2	101.0	106.8	7.3	94.6	-7.2	110.4	112.2	13.6	98.4	-3.1					
1991 3	86.0	93.0	6.5	92.5	-6.5	107.3	108.9	14.8	98.5	-0.8					
1991 4	98.3	106.8	-0.8	92.0	-2.7	118.9	122.5	11.5	97.1	1.9					
1992 1	103.0	109.0	-0.8	94.5	-0.6	112.7	116.4	7.6	96.8	0.6					
1992 2	97.2	104.5	-2.2	93.0	-1.7	108.0	113.0	0.7	95.6	-2.8					
1992 3	82.4	91.0	-2.2	90.6	-2.1	100.7	107.7	-1.1	93.5	-5.1					
1992 4	91.1	101.4	-5.1	89.8	-2.4	112.2	119.5	-2.4	93.9	-3.3					
1993 1	83.4	90.8	-16.7	91.9	-2.8	108.2	112.5	-3.4	96.2	-0.6					
1993 2	81.6	89.3	-14.5	91.4	-1.7	107.0	112.2	-0.7	95.4	-0.2					
1993 3	71.1	77.9	-14.4	91.3	0.8	106.0	110.9	3.0	95.6	2.2					
1993 4	82.1	86.3	-14.9	95.1	5.9	122.1	128.5	7.5	95.0	1.2					
	Monatliche Indizes					Monthly Indices					Indices mensuels				
1989 1	108.6	103.3	:	105.1	:	104.5	98.5	:	106.1	:					
1989 2	110.4	103.2	:	107.0	:	109.1	100.7	:	108.3	:					
1989 3	123.5	115.7	:	106.7	:	124.4	113.9	:	109.2	:					
1989 4	113.2	106.6	:	106.2	:	112.4	102.8	:	109.3	:					
1989 5	113.8	107.0	:	106.4	:	114.8	105.8	:	108.5	:					
1989 6	111.8	104.8	:	106.7	:	119.9	107.7	:	111.3	:					
1989 7	93.1	87.8	:	106.0	:	104.8	94.8	:	110.6	:					
1989 8	87.1	81.9	:	106.3	:	106.8	98.1	:	108.9	:					
1989 9	111.9	105.2	:	106.4	:	112.6	103.0	:	109.3	:					
1989 10	122.1	113.2	:	107.9	:	125.6	115.1	:	109.1	:					
1989 11	113.3	106.0	:	106.9	:	107.1	99.1	:	108.1	:					
1989 12	100.0	93.6	:	106.8	:	103.5	97.0	:	106.7	:					

SITC 2+4: ROHSTOFFE
(AUSGEN. NAHRUNGSMITTEL
UND MINERALISCHE
BRENNSTOFFE), OELE,
FETTE UND WACHSE

SITC 2+4: CRUDE
MATERIALS, INEDIBLE,
AND ANIMAL AND
VEGETABLE OILS, FATS
AND WAXES

CTCI 2+4: MATIERES BRUTES
NON COMESTIBLES, HUILES,
GRAISSES ET CIRES
D'ORIG.ANIM.

	Intra-EU Intra-EU Intra-UE					Extra-EU Extra-EU Extra-UE				
	VAL	VOL	VOL Δ%	UV	UV Δ%	VAL	VOL	VOL Δ%	UV	UV Δ%
	Monatliche Indizes			Monthly Indices		Indices mensuels				
1990 1	105.8	100.6	-0.8	105.2	1.0	115.3	110.1	0.1	104.7	0.1
1990 2	103.5	99.1	-1.0	104.4	-1.8	103.2	100.3	-0.4	102.9	-4.7
1990 3	115.3	111.7	-0.6	103.2	-2.5	111.6	108.5	3.6	102.9	-5.9
1990 4	103.8	101.6	-5.0	102.2	-3.9	104.4	101.0	-4.0	103.4	-5.6
1990 5	106.6	104.5	1.8	102.0	-4.4	116.5	114.1	1.7	102.1	-7.4
1990 6	96.2	95.0	-8.1	101.3	-5.2	110.4	108.1	1.6	102.1	-10.0
1990 7	86.9	87.8	4.6	99.0	-7.0	99.5	99.0	-0.3	100.5	-9.6
1990 8	76.5	78.1	-1.6	97.9	-7.4	84.1	85.8	-10.1	98.0	-10.9
1990 9	92.7	94.5	-3.7	98.1	-7.6	84.5	86.1	-15.1	98.1	-11.9
1990 10	109.6	113.9	6.3	96.2	-8.8	98.9	103.9	1.7	95.2	-13.3
1990 11	106.5	112.6	6.9	94.6	-10.2	91.6	96.5	-9.3	94.9	-11.9
1990 12	93.5	97.6	4.9	95.8	-8.3	79.1	85.6	-10.6	92.4	-12.7
1991 1	104.0	107.9	7.3	96.4	-8.4	97.7	105.4	-4.3	92.7	-11.5
1991 2	97.5	100.7	1.6	96.8	-7.3	83.0	90.8	-9.5	91.4	-11.2
1991 3	107.4	112.2	0.4	95.7	-7.3	85.8	93.3	-14.0	92.0	-10.6
1991 4	104.4	109.7	8.0	95.2	-6.8	96.4	101.6	0.6	94.9	-8.2
1991 5	106.5	110.7	5.9	96.2	-5.7	102.4	106.4	-6.7	96.2	-5.8
1991 6	97.4	102.0	7.4	95.5	-5.7	94.4	97.7	-9.6	96.6	-5.4
1991 7	92.4	98.0	11.6	94.3	-4.7	104.5	106.7	7.8	97.9	-2.6
1991 8	72.1	76.9	-1.5	93.8	-4.2	80.0	83.2	-3.0	96.1	-1.9
1991 9	95.6	103.2	9.2	92.6	-5.6	91.1	96.0	11.5	94.9	-3.3
1991 10	108.4	116.2	2.0	93.3	-3.0	98.8	106.2	2.2	93.0	-2.3
1991 11	101.4	109.3	-2.9	92.8	-1.9	87.7	94.9	-1.7	92.4	-2.6
1991 12	91.6	97.3	-0.3	94.1	-1.8	86.8	96.8	13.1	89.7	-2.9
1992 1	97.8	103.3	-4.3	94.7	-1.8	95.1	106.4	0.9	89.4	-3.6
1992 2	101.8	106.9	6.2	95.2	-1.7	90.3	100.4	10.6	89.9	-1.6
1992 3	114.7	122.8	9.4	93.4	-2.4	99.7	109.4	17.3	91.1	-1.0
1992 4	108.8	117.2	6.8	92.8	-2.5	98.1	107.3	5.6	91.4	-3.7
1992 5	96.5	103.6	-6.4	93.1	-3.2	95.1	103.5	-2.7	91.9	-4.5
1992 6	94.4	101.5	-0.5	93.0	-2.6	96.1	105.6	8.1	91.0	-5.8
1992 7	93.0	101.0	3.1	92.1	-2.3	96.7	108.6	1.8	89.0	-9.1
1992 8	64.6	70.4	-8.5	91.7	-2.2	69.1	78.9	-5.2	87.6	-8.8
1992 9	93.5	104.4	1.2	89.6	-3.2	80.7	93.8	-2.3	86.0	-9.4
1992 10	96.1	106.1	-8.7	90.6	-2.9	89.1	103.1	-2.9	86.4	-7.1
1992 11	89.0	98.1	-10.2	90.7	-2.3	85.6	97.4	2.6	87.9	-4.9
1992 12	86.5	96.0	-1.3	90.1	-4.3	86.2	96.8	0.0	89.1	-0.7
1993 1	69.1	75.1	-27.3	92.0	-2.9	70.7	80.3	-24.5	88.0	-1.6
1993 2	77.3	83.1	-22.3	93.0	-2.3	86.1	97.9	-2.5	87.9	-2.2
1993 3	89.2	98.4	-19.9	90.7	-2.9	91.2	103.6	-5.3	88.0	-3.4
1993 4	84.9	92.8	-20.8	91.5	-1.4	85.2	97.5	-9.1	87.4	-4.4
1993 5	78.3	86.9	-16.1	90.1	-3.2	78.8	91.3	-11.8	86.3	-6.1
1993 6	81.7	90.7	-10.6	90.1	-3.1	91.5	104.8	-0.8	87.3	-4.1
1993 7	72.0	78.5	-22.3	91.7	-0.4	82.0	91.1	-16.1	90.0	1.1
1993 8	64.2	69.9	-0.7	91.8	0.1	67.6	74.0	-6.2	91.3	4.2
1993 9	82.6	89.3	-14.5	92.5	3.2	84.8	92.3	-1.6	91.9	6.9
1993 10	84.9	92.8	-12.5	91.5	1.0	80.9	89.4	-13.3	90.5	4.7
1993 11	81.2	88.6	-9.7	91.7	1.1	89.5	100.0	2.7	89.5	1.8
1993 12	91.1	96.6	0.6	94.3	4.7	92.5	102.7	6.1	90.1	1.1

SITC 2+4: ROHSTOFFE
(AUSGEN. NAHRUNGSMITTEL
UND MINERALISCHE
BRENNSTOFFE), OELE,
FETTE UND WACHSE

SITC 2+4: CRUDE
MATERIALS, INEDIBLE,
AND ANIMAL AND
VEGETABLE OILS, FATS
AND WAXES

CTCI 2+4: MATIERES BRUTES
NON COMESTIBLES, HUILES,
GRAISSES ET CIRES
D'ORIG.ANIM.

	Intra-EU Intra-EU Intra-UE					Extra-EU Extra-EU Extra-UE					
	VAL	VOL	VOL Δ%	UV	UV Δ%	VAL	VOL	VOL Δ%	UV	UV Δ%	
	Monatliche Indizes			Monthly Indices			Indices mensuels				
1990 1	107.8	101.4	-1.8	106.3	1.1	105.6	100.4	1.9	105.2	-0.8	
1990 2	107.1	102.2	-1.0	104.8	-2.1	99.4	95.4	-5.3	104.2	-3.8	
1990 3	119.3	115.8	0.1	103.0	-3.5	114.8	111.2	-2.4	103.2	-5.5	
1990 4	105.9	102.8	-3.6	103.0	-3.0	96.4	94.7	-7.9	101.8	-6.9	
1990 5	105.6	103.7	-3.1	101.8	-4.3	105.9	103.5	-2.2	102.3	-5.7	
1990 6	92.8	92.1	-12.1	100.8	-5.5	98.6	98.1	-8.9	100.5	-9.7	
1990 7	86.2	87.3	-0.6	98.7	-6.9	92.0	91.7	-3.3	100.3	-9.3	
1990 8	76.2	78.4	-4.3	97.2	-8.6	96.9	99.0	0.9	97.9	-10.1	
1990 9	96.8	96.3	-8.5	100.5	-5.5	94.1	94.1	-8.6	100.0	-8.5	
1990 10	112.3	116.9	3.3	96.1	-10.9	114.0	118.5	3.0	96.2	-11.8	
1990 11	105.5	112.5	6.1	93.8	-12.3	103.4	109.7	10.7	94.3	-12.8	
1990 12	87.9	93.9	0.3	93.6	-12.4	96.5	101.5	4.6	95.1	-10.9	
1991 1	102.4	107.7	6.2	95.1	-10.5	103.3	106.8	6.4	96.7	-8.1	
1991 2	99.6	103.7	1.5	96.0	-8.4	98.3	102.5	7.4	95.9	-8.0	
1991 3	111.8	118.3	2.2	94.5	-8.3	110.6	115.2	3.6	96.0	-7.0	
1991 4	103.5	110.2	7.2	93.9	-8.8	109.8	114.5	20.9	95.9	-5.8	
1991 5	104.0	108.7	4.8	95.7	-6.0	118.0	117.1	13.1	100.8	-1.5	
1991 6	95.4	101.4	10.1	94.1	-6.6	103.5	105.1	7.1	98.5	-2.0	
1991 7	88.3	96.1	10.1	91.9	-6.9	110.6	111.2	21.3	99.5	-0.8	
1991 8	75.7	80.4	2.6	94.1	-3.2	102.7	103.5	4.5	99.2	1.3	
1991 9	94.2	102.6	6.5	91.8	-8.7	108.7	112.1	19.1	97.0	-3.0	
1991 10	108.3	118.1	1.0	91.7	-4.6	128.0	132.2	11.6	96.8	0.6	
1991 11	97.0	105.4	-6.3	92.0	-1.9	114.1	117.5	7.1	97.1	3.0	
1991 12	89.7	97.1	3.4	92.4	-1.3	114.8	117.7	16.0	97.5	2.5	
1992 1	97.8	103.2	-4.2	94.8	-0.3	102.0	105.4	-1.3	96.8	0.1	
1992 2	100.4	105.4	1.6	95.3	-0.7	105.5	108.2	5.6	97.5	1.7	
1992 3	110.9	118.5	0.2	93.6	-1.0	130.4	135.6	17.7	96.2	0.2	
1992 4	103.8	111.4	1.1	93.2	-0.7	120.1	123.7	8.0	97.1	1.3	
1992 5	94.4	101.4	-6.7	93.1	-2.7	105.9	110.5	-5.6	95.8	-5.0	
1992 6	93.3	100.7	-0.7	92.7	-1.5	98.2	104.7	-0.4	93.8	-4.8	
1992 7	84.5	92.4	-3.9	91.5	-0.4	107.0	112.5	1.2	95.1	-4.4	
1992 8	67.4	75.1	-6.6	89.7	-4.7	89.7	96.4	-6.9	93.1	-6.1	
1992 9	95.5	105.6	2.9	90.4	-1.5	105.7	114.3	2.0	92.5	-4.6	
1992 10	97.0	108.0	-8.6	89.8	-2.1	118.7	126.9	-4.0	93.5	-3.4	
1992 11	89.4	99.9	-5.2	89.5	-2.7	106.8	114.2	-2.8	93.5	-3.7	
1992 12	86.7	96.1	-1.0	90.2	-2.4	111.3	117.4	-0.3	94.8	-2.8	
1993 1	77.0	82.3	-20.3	93.5	-1.4	97.9	102.7	-2.6	95.3	-1.5	
1993 2	79.0	87.8	-16.7	90.0	-5.6	103.2	106.9	-1.2	96.5	-1.0	
1993 3	94.3	102.2	-13.8	92.3	-1.4	123.7	127.8	-5.8	96.8	0.6	
1993 4	85.5	92.8	-16.7	92.1	-1.2	109.7	115.1	-7.0	95.3	-1.9	
1993 5	76.9	85.3	-15.9	90.1	-3.2	103.2	107.7	-2.5	95.8	0.0	
1993 6	82.3	89.7	-10.9	91.8	-1.0	108.0	113.7	8.6	95.0	1.3	
1993 7	66.5	72.0	-22.1	92.4	1.0	98.6	103.8	-7.7	95.0	-0.1	
1993 8	62.6	69.7	-7.2	89.8	0.1	98.8	103.1	7.0	95.8	2.9	
1993 9	84.1	91.8	-13.1	91.6	1.3	120.7	125.9	10.1	95.9	3.7	
1993 10	81.9	87.2	-19.3	93.9	4.6	119.2	127.4	0.4	93.6	0.1	
1993 11	81.7	85.6	-14.3	95.4	6.6	116.2	122.8	7.5	94.6	1.2	
1993 12	82.7	86.2	-10.3	95.9	6.3	130.7	135.2	15.2	96.7	2.0	

SITC 2+4: ROHSTOFFE
(AUSGEN. NAHRUNGSMITTEL
UND MINERALISCHE
BRENNSTOFFE), OELE,
FETTE UND WÄCHSE

SITC 2+4: CRUDE
MATERIALS, INEDIBLE,
AND ANIMAL AND
VEGETABLE OILS, FATS
AND WAXES

CTCI 2+4: MATIERES BRUTES
NON COMESTIBLES, HUILES,
GRAISSES ET CIRES
D'ORIG.ANIM.

	Vereinigte Staaten United States of America Etats-Unis					Japan Japan Japon									
	VAL	VOL	VOL Δ%	UV	UV Δ%	VAL	VOL	VOL Δ%	UV	UV Δ%					
	Jährliche Indizes					Annual Indices					Indices annuels				
1989	114.9	99.9	:	115.0	:	118.7	110.4	:	107.5	:					
1990	100.0	100.0	0.1	100.0	-13.0	100.0	100.0	-9.4	100.0	-7.0					
1991	92.7	95.0	-5.0	97.6	-2.4	115.8	112.5	12.5	102.9	2.9					
1992	97.4	103.4	8.8	94.2	-3.5	102.5	100.3	-10.8	102.2	-0.7					
1993	87.8	86.8	-16.1	101.2	7.4	85.0	80.3	-19.9	105.8	3.5					
	Quarteljährliche Indizes					Quarterly Indices					Indices trimestriels				
1989 1	141.3	122.8	:	115.1	:	139.5	127.9	:	109.1	:					
1989 2	119.9	99.2	:	120.9	:	118.9	108.2	:	109.9	:					
1989 3	90.4	78.0	:	115.9	:	110.7	101.6	:	109.0	:					
1989 4	108.3	99.8	:	108.5	:	106.0	104.3	:	101.6	:					
1990 1	135.8	132.2	7.7	102.7	-10.8	109.5	105.7	-17.4	103.6	-5.0					
1990 2	113.7	111.6	12.5	101.9	-15.7	103.0	101.5	-6.2	101.5	-7.6					
1990 3	71.3	71.7	-8.1	99.5	-14.2	90.5	92.3	-9.2	98.0	-10.1					
1990 4	80.3	85.6	-14.2	93.8	-13.5	96.2	99.6	-4.5	96.6	-4.9					
1991 1	105.5	113.7	-14.0	92.8	-9.6	120.3	119.1	12.7	101.0	-2.5					
1991 2	97.3	95.7	-14.2	101.7	-0.2	108.1	105.1	3.5	102.9	1.4					
1991 3	75.8	74.4	3.8	101.9	2.4	118.0	112.7	22.1	104.7	6.8					
1991 4	92.3	96.1	12.3	96.0	2.3	116.0	112.5	13.0	103.1	6.7					
1992 1	120.8	128.6	13.1	93.9	1.2	117.9	113.3	-4.9	104.1	3.1					
1992 2	98.5	101.0	5.5	97.5	-4.1	105.5	103.9	-1.1	101.5	-1.4					
1992 3	70.3	77.0	3.5	91.3	-10.4	92.8	93.6	-16.9	99.1	-5.3					
1992 4	100.8	107.6	12.0	93.7	-2.4	94.9	91.5	-18.7	103.7	0.6					
1993 1	114.7	116.4	-9.5	98.5	4.9	93.1	88.0	-22.3	105.8	1.6					
1993 2	79.9	80.5	-20.3	99.3	1.8	88.6	85.0	-18.2	104.2	2.7					
1993 3	65.5	62.1	-19.4	105.4	15.4	75.7	69.8	-25.4	108.4	9.4					
1993 4	90.6	87.6	-18.6	103.4	10.4	82.4	78.5	-14.2	105.0	1.3					
	Monatliche Indizes					Monthly Indices					Indices mensuels				
1989 1	144.1	128.9	:	111.8	:	182.7	172.0	:	106.2	:					
1989 2	141.3	121.6	:	116.2	:	116.8	106.4	:	109.8	:					
1989 3	138.9	118.0	:	117.7	:	119.0	105.2	:	113.1	:					
1989 4	131.8	110.6	:	119.2	:	120.3	107.9	:	111.5	:					
1989 5	117.3	98.8	:	118.7	:	109.3	100.7	:	108.5	:					
1989 6	110.7	88.1	:	125.6	:	127.1	116.1	:	109.5	:					
1989 7	95.6	81.6	:	117.1	:	85.2	80.6	:	105.7	:					
1989 8	83.9	74.0	:	113.4	:	129.9	118.6	:	109.5	:					
1989 9	91.6	78.4	:	116.9	:	117.1	105.6	:	110.9	:					
1989 10	89.1	79.0	:	112.8	:	118.1	110.9	:	106.5	:					
1989 11	125.2	113.6	:	110.2	:	111.1	113.6	:	97.8	:					
1989 12	110.5	106.9	:	103.4	:	88.8	88.4	:	100.5	:					

SITC 2+4: ROHSTOFFE
(AUSGEN. NAHRUNGSMITTEL
UND MINERALISCHE
BRENNSTOFFE), OELE,
FETTE UND WACHSE

SITC 2+4: CRUDE
MATERIALS, INEDIBLE,
AND ANIMAL AND
VEGETABLE OILS, FATS
AND WAXES

CTCI 2+4: MATIERES BRUTES
NON COMESTIBLES, HUILES,
GRAISSES ET CIRES
D'ORIG.ANIM.

	Vereinigte Staaten United States of America Etats-Unis					Japan Japan Japon									
	VAL	VOL	VOL Δ%	UV	UV Δ%	VAL	VOL	VOL Δ%	UV	UV Δ%					
	Jährliche Indizes					Annual Indices					Indices annuels				
1989	110.9	102.9	:	107.8	:	112.8	99.6	:	113.3	:					
1990	100.0	100.0	-2.8	100.0	-7.2	100.0	100.0	0.4	100.0	-11.7					
1991	100.2	96.9	-3.1	103.4	3.4	103.0	105.0	5.0	98.1	-1.9					
1992	100.8	99.8	3.0	101.0	-2.3	98.1	103.7	-1.2	94.6	-3.6					
1993	109.0	105.4	5.6	103.4	2.4	128.6	139.9	34.9	91.9	-2.9					
	Vierteljährliche Indizes					Quarterly Indices					Indices trimestriels				
1989 1	108.5	102.8	:	105.5	:	114.4	100.1	:	114.3	:					
1989 2	113.7	104.6	:	108.7	:	98.1	87.4	:	112.2	:					
1989 3	113.5	105.6	:	107.5	:	113.6	98.6	:	115.2	:					
1989 4	107.3	97.9	:	109.6	:	118.0	105.9	:	111.4	:					
1990 1	95.7	92.4	-10.1	103.6	-1.8	103.9	93.9	-6.2	110.7	-3.1					
1990 2	97.4	98.2	-6.1	99.2	-8.7	105.3	103.9	18.9	101.3	-9.7					
1990 3	103.8	105.8	0.2	98.1	-8.7	98.9	102.6	4.1	96.4	-16.3					
1990 4	103.0	103.5	5.7	99.5	-9.2	111.1	118.7	12.1	93.6	-16.0					
1991 1	91.9	94.5	2.3	97.3	-6.1	103.3	104.1	10.9	99.2	-10.4					
1991 2	97.5	95.4	-2.9	102.2	3.0	104.1	102.6	-1.3	101.5	0.2					
1991 3	117.6	111.9	5.8	105.1	7.1	95.9	100.6	-1.9	95.3	-1.1					
1991 4	113.7	105.1	1.5	108.2	8.7	127.7	132.2	11.4	96.6	3.2					
1992 1	97.2	95.9	1.5	101.4	4.2	107.2	108.5	4.2	98.8	-0.4					
1992 2	96.8	96.3	0.9	100.5	-1.7	89.1	93.0	-9.4	95.8	-5.6					
1992 3	107.1	104.9	-6.3	102.1	-2.9	78.9	87.4	-13.1	90.3	-5.2					
1992 4	107.2	107.3	2.1	99.9	-7.7	114.4	122.8	-7.1	93.2	-3.5					
1993 1	104.0	101.5	5.8	102.5	1.1	117.6	118.5	9.2	99.2	0.4					
1993 2	96.5	94.9	-1.5	101.7	1.2	106.8	111.5	19.9	95.8	0.0					
1993 3	99.6	94.9	-9.5	105.0	2.8	143.8	159.8	82.8	90.0	-0.3					
1993 4	112.4	107.6	0.3	104.5	4.6	120.3	141.4	15.1	85.1	-8.7					
	Monatliche Indizes					Monthly Indices					Indices mensuels				
1989 1	94.2	91.3	:	103.2	:	107.4	97.1	:	110.6	:					
1989 2	106.6	100.8	:	105.8	:	108.9	95.7	:	113.8	:					
1989 3	124.5	116.2	:	107.1	:	126.8	107.4	:	118.1	:					
1989 4	96.4	93.0	:	103.7	:	97.2	84.8	:	114.6	:					
1989 5	115.5	107.3	:	107.6	:	106.3	96.8	:	109.8	:					
1989 6	129.3	113.6	:	113.8	:	90.9	80.7	:	112.6	:					
1989 7	99.5	89.6	:	111.0	:	106.9	92.6	:	115.4	:					
1989 8	123.4	115.8	:	106.6	:	125.8	109.3	:	115.1	:					
1989 9	117.9	111.5	:	105.7	:	108.0	93.9	:	115.0	:					
1989 10	120.1	109.0	:	110.2	:	144.2	126.9	:	113.6	:					
1989 11	104.5	94.8	:	110.2	:	115.2	101.5	:	113.5	:					
1989 12	97.3	89.8	:	108.3	:	94.7	89.3	:	106.1	:					

SITC 2+4: ROHSTOFFE
(AUSGEN. NAHRUNGSMITTEL
UND MINERALISCHE
BRENNSTOFFE), OELE,
FETTE UND WACHSE

SITC 2+4: CRUDE
MATERIALS, INEDIBLE,
AND ANIMAL AND
VEGETABLE OILS, FATS
AND WAXES

CTCI 2+4: MATIERES BRUTES
NON COMESTIBLES, HUILES,
GRAISSES ET CIRES
D'ORIG.ANIM.

	Vereinigte Staaten United States of America Etats-Unis					Japan Japan Japon									
	VAL	VOL	VOL Δ%	UV	UV Δ%	VAL	VOL	VOL Δ%	UV	UV Δ%					
	Monatliche Indizes					Monthly Indices					Indices mensuels				
1990 1	135.7	131.5	2.0	103.2	-7.7	111.8	110.4	-35.8	101.3	-4.6					
1990 2	137.6	134.2	10.4	102.5	-11.8	96.3	93.0	-12.6	103.5	-5.7					
1990 3	133.9	130.9	10.9	102.3	-13.1	120.3	113.7	8.1	105.8	-6.5					
1990 4	127.9	123.5	11.7	103.6	-13.1	110.7	107.7	-0.2	102.8	-7.8					
1990 5	123.9	123.5	25.0	100.3	-15.5	103.3	104.7	4.0	98.7	-9.0					
1990 6	89.5	87.9	-0.2	101.8	-18.9	94.9	92.0	-20.8	103.1	-5.8					
1990 7	81.2	79.8	-2.2	101.8	-13.1	80.4	80.0	-0.7	100.5	-4.9					
1990 8	66.2	68.0	-8.1	97.3	-14.2	102.6	105.0	-11.5	97.7	-10.8					
1990 9	66.5	67.2	-14.3	99.0	-15.3	88.2	91.7	-13.2	96.2	-13.3					
1990 10	78.0	84.5	7.0	92.3	-18.2	97.9	100.2	-9.6	97.7	-8.3					
1990 11	82.0	85.2	-25.0	96.3	-12.6	96.6	100.2	-11.8	96.4	-1.4					
1990 12	81.0	87.2	-18.4	92.9	-10.2	94.4	98.4	11.3	95.9	-4.6					
1991 1	117.3	124.9	-5.0	93.9	-9.0	165.9	165.4	49.8	100.3	-1.0					
1991 2	92.6	101.9	-24.1	90.9	-11.3	84.2	85.1	-8.5	99.0	-4.3					
1991 3	106.7	114.5	-12.5	93.2	-8.9	110.8	106.7	-6.2	103.8	-1.9					
1991 4	113.3	113.5	-8.1	99.8	-3.7	117.9	119.1	10.6	99.0	-3.7					
1991 5	91.9	90.2	-27.0	101.9	1.6	111.9	106.6	1.8	105.0	6.4					
1991 6	86.7	83.4	-5.1	103.9	2.1	94.5	89.5	-2.7	105.6	2.4					
1991 7	90.5	86.3	8.1	104.9	3.0	109.9	106.3	32.9	103.4	2.9					
1991 8	67.7	67.2	-1.2	100.8	3.6	138.6	130.8	24.6	106.0	8.5					
1991 9	69.3	69.9	4.0	99.1	0.1	105.4	101.0	10.1	104.4	8.5					
1991 10	83.4	86.3	2.1	96.6	4.7	119.0	116.0	15.8	102.6	5.0					
1991 11	95.2	96.2	12.9	99.0	2.8	129.5	127.3	27.0	101.7	5.5					
1991 12	98.1	105.7	21.2	92.8	-0.1	99.8	94.2	-4.3	105.9	10.4					
1992 1	114.0	124.9	0.0	91.3	-2.8	119.1	113.8	-31.2	104.7	4.4					
1992 2	109.5	116.1	13.9	94.3	3.7	108.9	107.6	26.4	101.2	2.2					
1992 3	138.7	144.8	26.5	95.8	2.8	125.6	118.5	11.1	106.0	2.1					
1992 4	111.2	116.6	2.7	95.4	-4.4	114.4	112.8	-5.3	101.4	2.4					
1992 5	100.9	102.8	14.0	98.2	-3.6	104.0	102.2	-4.1	101.8	-3.0					
1992 6	83.3	83.6	0.2	99.7	-4.0	97.9	96.6	7.9	101.3	-4.1					
1992 7	87.3	94.1	9.0	92.8	-11.5	104.0	102.8	-3.3	101.2	-2.1					
1992 8	57.5	63.2	-6.0	91.0	-9.7	76.4	77.7	-40.6	98.3	-7.3					
1992 9	66.0	73.7	5.4	89.5	-9.7	97.9	100.2	-0.8	97.7	-6.4					
1992 10	93.2	102.3	18.5	91.1	-5.7	98.0	95.9	-17.3	102.2	-0.4					
1992 11	100.2	109.8	14.1	91.3	-7.8	94.0	93.2	-26.8	100.9	-0.8					
1992 12	109.0	110.8	4.8	98.4	6.0	92.7	85.4	-9.3	108.5	2.5					
1993 1	94.6	96.6	-22.7	97.9	7.2	85.9	83.5	-26.6	102.9	-1.7					
1993 2	118.4	120.9	4.1	97.9	3.8	93.4	87.3	-18.9	107.0	5.7					
1993 3	130.9	131.7	-9.0	99.4	3.8	100.1	93.1	-21.4	107.5	1.4					
1993 4	95.8	97.1	-16.7	98.7	3.5	93.6	90.7	-19.6	103.2	1.8					
1993 5	75.1	76.6	-25.5	98.1	-0.1	81.7	77.6	-24.1	105.3	3.4					
1993 6	69.0	67.8	-18.9	101.7	2.0	90.2	86.5	-10.5	104.3	3.0					
1993 7	63.2	60.6	-35.6	104.3	12.4	83.1	78.5	-23.6	105.9	4.6					
1993 8	58.3	55.5	-12.2	105.0	15.4	68.8	61.3	-21.1	112.2	14.1					
1993 9	74.7	70.1	-4.9	106.6	19.1	75.1	69.7	-30.4	107.8	10.3					
1993 10	69.2	67.8	-33.7	102.1	12.1	85.0	78.4	-18.2	108.4	6.1					
1993 11	91.2	89.0	-18.9	102.5	12.3	82.8	82.4	-11.6	100.5	-0.4					
1993 12	111.5	106.1	-4.2	105.1	6.8	79.7	74.8	-12.4	106.6	-1.8					

SITC 2+4: ROHSTOFFE
(AUSGEN. NAHRUNGSMITTEL
UND MINERALISCHE
BRENNSTOFFE), OELE,
FETTE UND WACHSE

SITC 2+4: CRUDE
MATERIALS, INEDIBLE,
AND ANIMAL AND
VEGETABLE OILS, FATS
AND WAXES

CTCI 2+4: MATIERES BRUTES
NON COMESTIBLES, HUILES,
GRAISSES ET CIRES
D'ORIG.ANIM.

	Vereinigte Staaten United States of America Etats-Unis					Japan Japan Japon									
	VAL	VOL	VOL Δ%	UV	UV Δ%	VAL	VOL	VOL Δ%	UV	UV Δ%					
	Monatliche Indizes					Monthly Indices					Indices mensuels				
1990 1	102.0	97.4	6.7	104.7	1.5	94.8	84.3	-13.2	112.5	1.7					
1990 2	94.0	89.0	-11.7	105.6	-0.2	118.3	105.7	10.4	111.9	-1.7					
1990 3	91.1	90.7	-21.9	100.4	-6.3	98.7	91.6	-14.7	107.8	-8.7					
1990 4	93.5	93.7	0.8	99.8	-3.8	89.9	85.2	0.5	105.5	-7.9					
1990 5	97.5	97.7	-8.9	99.8	-7.2	111.1	111.7	15.4	99.5	-9.4					
1990 6	101.2	103.1	-9.2	98.2	-13.7	114.7	114.9	42.4	99.8	-11.4					
1990 7	106.0	109.7	22.4	96.6	-13.0	113.5	116.3	25.6	97.6	-15.4					
1990 8	102.8	104.4	-9.8	98.5	-7.6	82.9	85.7	-21.6	96.7	-16.0					
1990 9	102.7	103.4	-7.3	99.3	-6.1	100.2	105.7	12.6	94.8	-17.6					
1990 10	115.4	113.5	4.1	101.7	-7.7	147.6	157.7	24.3	93.6	-17.6					
1990 11	92.8	95.7	0.9	97.0	-12.0	83.6	87.5	-13.8	95.5	-15.9					
1990 12	100.7	101.4	12.9	99.3	-8.3	102.0	110.8	24.1	92.1	-13.2					
1991 1	89.9	90.4	-7.2	99.5	-5.0	119.3	121.4	44.0	98.3	-12.6					
1991 2	99.6	105.1	18.1	94.8	-10.2	98.6	99.7	-5.7	98.9	-11.6					
1991 3	86.3	88.0	-3.0	98.1	-2.3	91.8	91.2	-0.4	100.7	-6.6					
1991 4	90.7	95.2	1.6	95.3	-4.5	93.4	97.7	14.7	95.6	-9.4					
1991 5	102.5	94.5	-3.3	108.5	8.7	123.5	117.4	5.1	105.2	5.7					
1991 6	99.3	96.4	-6.5	103.0	4.9	95.6	92.6	-19.4	103.2	3.4					
1991 7	118.4	110.7	0.9	107.0	10.8	116.9	117.5	1.0	99.5	1.9					
1991 8	110.6	105.2	0.8	105.1	6.7	70.1	75.7	-11.7	92.6	-4.2					
1991 9	123.9	119.7	15.8	103.5	4.2	100.5	108.4	2.6	92.7	-2.2					
1991 10	118.0	109.8	-3.3	107.5	5.7	135.3	141.1	-10.5	95.9	2.5					
1991 11	107.4	99.3	3.8	108.2	11.5	132.1	136.7	56.2	96.6	1.2					
1991 12	116.0	106.4	4.9	109.0	9.8	115.8	118.8	7.2	97.5	5.9					
1992 1	98.5	95.8	6.0	102.8	3.3	108.0	110.4	-9.1	97.8	-0.5					
1992 2	89.7	88.6	-15.7	101.2	6.8	112.4	112.4	12.7	100.0	1.1					
1992 3	103.6	103.3	17.4	100.3	2.2	101.4	102.9	12.8	98.5	-2.2					
1992 4	97.7	96.4	1.3	101.4	6.4	98.8	98.6	0.9	100.2	4.8					
1992 5	95.9	94.0	-0.5	102.0	-6.0	74.6	77.5	-34.0	96.2	-8.6					
1992 6	96.5	98.5	2.2	98.0	-4.9	94.2	102.9	11.1	91.5	-11.3					
1992 7	119.7	114.5	3.4	104.5	-2.3	80.6	87.7	-25.4	91.9	-7.6					
1992 8	84.2	82.5	-21.6	102.0	-2.9	61.6	67.9	-10.3	90.7	-2.1					
1992 9	117.6	117.6	-1.8	100.0	-3.4	94.6	106.6	-1.7	88.7	-4.3					
1992 10	122.0	122.7	11.7	99.4	-7.5	126.2	130.4	-7.6	96.8	0.9					
1992 11	92.2	92.9	-6.4	99.3	-8.2	97.4	108.1	-20.9	90.1	-6.7					
1992 12	107.6	106.4	0.0	101.1	-7.2	119.8	129.8	9.3	92.3	-5.3					
1993 1	97.4	95.5	-0.3	102.0	-0.8	93.9	95.5	-13.5	98.3	0.5					
1993 2	105.6	103.4	16.7	102.1	0.9	127.8	128.4	14.2	99.5	-0.5					
1993 3	109.1	105.5	2.1	103.4	3.1	130.8	131.5	27.8	99.5	1.0					
1993 4	103.6	101.1	4.9	102.5	1.1	111.6	118.0	19.7	94.6	-5.6					
1993 5	88.3	86.7	-7.8	101.9	-0.1	106.3	113.2	46.1	93.9	-2.4					
1993 6	97.6	96.9	-1.6	100.7	2.8	102.3	103.2	0.3	99.1	8.3					
1993 7	103.1	99.7	-12.9	103.4	-1.1	129.7	139.8	59.4	92.8	1.0					
1993 8	87.8	83.9	1.7	104.6	2.5	170.6	186.6	174.8	91.4	0.8					
1993 9	107.9	101.1	-14.0	106.7	6.7	131.0	152.9	43.4	85.7	-3.4					
1993 10	112.9	107.3	-12.6	105.2	5.8	99.3	117.8	-9.7	84.3	-12.9					
1993 11	101.6	96.4	3.8	105.4	6.1	97.0	113.1	4.6	85.8	-4.8					
1993 12	123.1	119.3	12.1	103.2	2.1	164.5	193.3	48.9	85.1	-7.8					

	Intra-EU Intra-EU Intra-UE					Extra-EU Extra-EU Extra-UE									
	VAL	VOL	VOL Δ%	UV	UV Δ%	VAL	VOL	VOL Δ%	UV	UV Δ%					
	Jährliche Indizes					Annual Indices					Indices annuels				
1989	93.5	95.1	:	98.3	:	96.3	92.3	:	104.3	:					
1990	100.0	100.0	5.2	100.0	1.7	100.0	100.0	8.3	100.0	-4.1					
1991	105.9	103.6	3.6	102.2	2.2	110.4	107.1	7.1	103.1	3.1					
1992	108.3	104.2	0.6	103.9	1.7	111.0	106.5	-0.6	104.2	1.1					
1993	92.6	87.5	-16.0	105.8	1.8	113.8	102.1	-4.1	111.5	7.0					
	Vierteljährliche Indizes					Quarterly Indices					Indices trimestriels				
1989 1	91.5	93.8	:	97.6	:	94.5	91.3	:	103.5	:					
1989 2	97.7	99.5	:	98.2	:	101.4	96.7	:	104.9	:					
1989 3	86.5	87.2	:	99.2	:	93.6	89.0	:	105.2	:					
1989 4	99.9	101.7	:	98.2	:	98.7	95.1	:	103.8	:					
1990 1	101.5	101.1	7.8	100.4	2.9	100.4	98.5	7.9	101.9	-1.5					
1990 2	101.3	101.4	1.9	99.9	1.7	101.5	100.9	4.3	100.6	-4.1					
1990 3	92.3	92.0	5.5	100.3	1.1	95.6	96.2	8.1	99.4	-5.5					
1990 4	105.0	105.5	3.7	99.5	1.3	102.2	104.1	9.5	98.2	-5.4					
1991 1	105.5	103.6	2.5	101.8	1.4	105.8	106.1	7.7	99.7	-2.2					
1991 2	107.9	106.0	4.5	101.8	1.9	113.4	109.4	8.4	103.7	3.1					
1991 3	99.5	96.6	5.0	103.0	2.7	110.4	104.6	8.7	105.5	6.1					
1991 4	109.5	107.2	1.6	102.1	2.6	110.8	107.1	2.9	103.5	5.4					
1992 1	113.3	108.6	4.8	104.3	2.5	115.3	110.2	3.9	104.6	4.9					
1992 2	111.5	107.4	1.3	103.8	2.0	112.5	107.6	-1.6	104.6	0.9					
1992 3	101.1	97.2	0.6	104.0	1.0	106.9	104.4	-0.2	102.4	-2.9					
1992 4	110.3	106.4	-0.7	103.7	1.6	111.6	106.2	-0.8	105.1	1.5					
1993 1	91.9	86.9	-20.0	105.8	1.4	112.3	101.7	-7.7	110.4	5.5					
1993 2	92.4	87.7	-18.3	105.4	1.5	113.1	102.8	-4.5	110.0	5.2					
1993 3	83.8	78.8	-18.9	106.4	2.3	111.3	98.9	-5.3	112.5	9.9					
1993 4	97.5	92.2	-13.3	105.8	2.0	118.2	104.6	-1.5	113.0	7.5					
	Monatliche Indizes					Monthly Indices					Indices mensuels				
1989 1	86.8	89.3	:	97.2	:	90.7	88.7	:	102.3	:					
1989 2	89.2	91.4	:	97.6	:	89.7	86.7	:	103.5	:					
1989 3	98.8	100.8	:	98.0	:	102.9	98.4	:	104.6	:					
1989 4	94.1	95.8	:	98.2	:	98.5	94.6	:	104.1	:					
1989 5	93.8	95.7	:	98.0	:	98.5	94.2	:	104.6	:					
1989 6	105.1	106.9	:	98.3	:	107.2	101.3	:	105.8	:					
1989 7	93.1	93.9	:	99.2	:	93.4	88.2	:	105.9	:					
1989 8	75.2	75.5	:	99.6	:	87.3	83.4	:	104.7	:					
1989 9	91.3	92.3	:	98.9	:	100.2	95.3	:	105.1	:					
1989 10	105.4	107.3	:	98.2	:	107.5	102.9	:	104.5	:					
1989 11	102.0	104.3	:	97.8	:	100.8	97.0	:	103.9	:					
1989 12	92.2	93.4	:	98.7	:	87.7	85.3	:	102.8	:					

	Intra-EU Intra-EU Intra-UE					Extra-EU Extra-EU Extra-UE									
	VAL	VOL	VOL Δ%	UV	UV Δ%	VAL	VOL	VOL Δ%	UV	UV Δ%					
	Jährliche Indizes					Annual Indices					Indices annuels				
1989	94.6	96.4	:	98.1	:	98.8	99.3	:	99.5	:					
1990	100.0	100.0	3.7	100.0	1.9	100.0	100.0	0.7	100.0	0.5					
1991	104.4	102.7	2.7	101.7	1.7	102.2	99.3	-0.7	102.9	2.9					
1992	106.7	102.8	0.1	103.8	2.1	105.7	100.1	0.8	105.6	2.6					
1993	100.1	91.9	-10.6	108.9	4.9	119.6	108.3	8.2	110.4	4.5					
	Vierteljährliche Indizes					Quarterly Indices					Indices trimestriels				
1989 1	92.4	95.2	:	97.1	:	93.3	94.7	:	98.5	:					
1989 2	98.7	100.6	:	98.1	:	102.4	103.0	:	99.4	:					
1989 3	86.8	87.7	:	99.0	:	97.2	96.8	:	100.4	:					
1989 4	99.6	101.4	:	98.2	:	108.3	108.6	:	99.7	:					
1990 1	102.1	101.9	7.0	100.2	3.2	101.9	101.5	7.2	100.4	1.9					
1990 2	101.4	101.8	1.2	99.6	1.5	101.1	101.4	-1.6	99.7	0.3					
1990 3	91.3	90.8	3.5	100.5	1.5	94.6	94.2	-2.7	100.4	0.0					
1990 4	105.7	105.9	4.4	99.8	1.6	102.2	102.6	-5.5	99.6	-0.1					
1991 1	106.1	104.5	2.6	101.5	1.3	95.6	93.8	-7.6	101.9	1.5					
1991 2	108.4	107.2	5.3	101.1	1.5	101.1	98.3	-3.1	102.8	3.1					
1991 3	97.7	95.4	5.1	102.4	1.9	102.3	98.1	4.1	104.3	3.9					
1991 4	109.4	107.5	1.5	101.8	2.0	113.6	110.6	7.8	102.7	3.1					
1992 1	112.3	108.2	3.5	103.8	2.3	104.4	98.2	4.7	106.3	4.3					
1992 2	110.0	106.2	-0.9	103.6	2.5	105.7	99.6	1.3	106.1	3.2					
1992 3	99.3	95.3	-0.1	104.2	1.8	104.6	99.6	1.5	105.0	0.7					
1992 4	107.7	104.1	-3.2	103.5	1.7	116.1	110.4	-0.2	105.2	2.4					
1993 1	98.4	90.3	-16.5	109.0	5.0	106.8	97.0	-1.2	110.1	3.6					
1993 2	98.1	90.3	-15.0	108.6	4.8	116.4	106.0	6.4	109.8	3.5					
1993 3	89.5	81.8	-14.2	109.4	5.0	115.2	104.1	4.5	110.7	5.4					
1993 4	104.2	96.0	-7.8	108.5	4.8	133.4	120.4	9.1	110.8	5.3					
	Monatliche Indizes					Monthly Indices					Indices mensuels				
1989 1	85.7	88.9	:	96.4	:	87.3	89.0	:	98.1	:					
1989 2	91.5	94.1	:	97.2	:	90.3	91.2	:	99.0	:					
1989 3	100.2	102.7	:	97.6	:	102.2	103.9	:	98.4	:					
1989 4	94.8	96.6	:	98.1	:	98.7	99.6	:	99.1	:					
1989 5	94.6	96.7	:	97.8	:	97.5	98.3	:	99.2	:					
1989 6	106.9	108.7	:	98.3	:	111.0	111.1	:	99.9	:					
1989 7	92.8	93.7	:	99.0	:	101.6	101.2	:	100.4	:					
1989 8	71.5	71.9	:	99.5	:	90.5	90.0	:	100.5	:					
1989 9	96.2	97.6	:	98.6	:	99.5	99.1	:	100.4	:					
1989 10	106.6	108.6	:	98.2	:	108.3	108.1	:	100.2	:					
1989 11	100.3	102.7	:	97.7	:	107.2	108.0	:	99.3	:					
1989 12	92.0	93.0	:	98.9	:	109.2	109.6	:	99.6	:					

EU Einfuhr
SITC 5-8: BEARBEITETE
WAREN

EU Imports
SITC 5-8:
MANUFACTURED GOODS

Importations UE
CTCI 5-8: ARTICLES
MANUFACTURES

	Intra-EU Intra-EU Intra-UE					Extra-EU Extra-EU Extra-UE									
	VAL	VOL	VOL Δ%	UV	UV Δ%	VAL	VOL	VOL Δ%	UV	UV Δ%					
	Monatliche Indizes					Monthly Indices					Indices mensuels				
1990 1	97.2	96.9	8.5	100.3	3.2	99.8	97.6	10.0	102.3	0.0					
1990 2	96.0	95.7	4.7	100.3	2.8	94.2	92.5	6.7	101.8	-1.6					
1990 3	111.4	110.8	9.9	100.5	2.6	107.1	105.4	7.1	101.6	-2.9					
1990 4	99.1	99.0	3.3	100.1	1.9	98.9	97.6	3.2	101.3	-2.7					
1990 5	103.3	103.7	8.4	99.6	1.6	105.1	104.9	11.4	100.2	-4.2					
1990 6	101.2	101.4	-5.1	99.8	1.5	100.7	100.3	-1.0	100.4	-5.1					
1990 7	102.3	101.8	8.4	100.5	1.3	99.1	98.2	11.3	100.9	-4.7					
1990 8	78.8	78.3	3.7	100.6	1.0	92.1	93.6	12.2	98.4	-6.0					
1990 9	95.8	96.0	4.0	99.8	0.9	95.6	97.0	1.8	98.6	-6.2					
1990 10	111.8	112.6	4.9	99.3	1.1	111.6	113.3	10.1	98.5	-5.7					
1990 11	109.4	110.3	5.8	99.2	1.4	107.3	109.7	13.1	97.8	-5.9					
1990 12	93.6	93.5	0.1	100.1	1.4	87.9	89.4	4.8	98.3	-4.4					
1991 1	106.2	104.4	7.7	101.7	1.4	110.5	111.2	13.9	99.4	-2.8					
1991 2	102.0	100.3	4.8	101.7	1.4	99.6	100.4	8.5	99.2	-2.6					
1991 3	108.5	106.3	-4.1	102.1	1.6	107.1	106.7	1.2	100.4	-1.2					
1991 4	109.2	107.3	8.4	101.8	1.7	118.6	115.1	17.9	103.0	1.7					
1991 5	106.2	104.5	0.8	101.6	2.0	113.2	109.3	4.2	103.6	3.4					
1991 6	108.2	106.1	4.6	102.0	2.2	108.6	103.9	3.6	104.5	4.1					
1991 7	114.9	111.4	9.4	103.1	2.6	119.2	112.3	14.4	106.1	5.2					
1991 8	79.7	76.9	-1.8	103.7	3.1	98.0	93.1	-0.5	105.3	7.0					
1991 9	103.7	101.4	5.6	102.3	2.5	113.7	108.4	11.8	104.9	6.4					
1991 10	117.8	115.5	2.6	102.0	2.7	119.9	115.8	2.2	103.5	5.1					
1991 11	108.6	106.8	-3.2	101.7	2.5	112.1	108.4	-1.2	103.4	5.7					
1991 12	101.6	99.1	6.0	102.5	2.4	100.5	97.1	8.6	103.5	5.3					
1992 1	105.7	101.6	-2.7	104.0	2.3	110.9	107.0	-3.8	103.6	4.2					
1992 2	110.8	106.4	6.1	104.1	2.4	111.4	106.4	6.0	104.7	5.5					
1992 3	123.0	117.6	10.6	104.6	2.4	123.5	117.1	9.7	105.5	5.1					
1992 4	115.1	110.7	3.2	104.0	2.2	117.2	111.1	-3.5	105.5	2.4					
1992 5	106.8	102.8	-1.6	103.9	2.3	108.6	103.7	-5.1	104.7	1.1					
1992 6	112.6	108.8	2.5	103.5	1.5	112.0	108.0	3.9	103.7	-0.8					
1992 7	115.7	110.8	-0.5	104.4	1.3	116.4	112.5	0.2	103.5	-2.5					
1992 8	78.4	75.0	-2.5	104.5	0.8	90.8	88.8	-4.6	102.2	-2.9					
1992 9	109.3	105.9	4.4	103.2	0.9	113.7	111.9	3.2	101.6	-3.1					
1992 10	116.0	112.4	-2.7	103.2	1.2	116.3	112.6	-2.8	103.3	-0.2					
1992 11	108.3	105.0	-1.7	103.1	1.4	109.0	104.1	-4.0	104.7	1.3					
1992 12	106.7	101.8	2.7	104.8	2.2	109.3	101.8	4.8	107.4	3.8					
1993 1	80.3	77.0	-24.2	104.3	0.3	102.3	93.3	-12.8	109.6	5.8					
1993 2	92.3	86.5	-18.7	106.7	2.5	109.8	99.8	-6.2	110.0	5.1					
1993 3	103.2	97.3	-17.3	106.1	1.4	125.0	112.1	-4.3	111.5	5.7					
1993 4	92.7	88.0	-20.5	105.3	1.3	115.9	104.5	-5.9	110.9	5.1					
1993 5	87.4	83.3	-19.0	104.9	1.0	106.0	96.8	-6.7	109.5	4.6					
1993 6	97.2	91.7	-15.7	106.0	2.4	117.3	107.1	-0.8	109.5	5.6					
1993 7	88.1	83.1	-25.0	106.0	1.5	112.2	100.0	-11.1	112.2	8.4					
1993 8	68.4	63.9	-14.8	107.1	2.5	102.4	90.8	2.3	112.8	10.4					
1993 9	95.1	89.4	-15.6	106.4	3.1	119.2	105.9	-5.4	112.6	10.8					
1993 10	96.1	91.3	-18.8	105.3	2.0	117.5	104.3	-7.4	112.7	9.1					
1993 11	95.9	90.5	-13.8	106.0	2.8	120.6	107.1	2.9	112.6	7.5					
1993 12	100.5	94.7	-7.0	106.1	1.2	116.3	102.2	0.4	113.8	6.0					

EU Ausfuhr
SITC 5-8: BEARBEITETE
WAREN

EU Exports
SITC 5-8:
MANUFACTURED GOODS

Exportations UE
CTCI 5-8: ARTICLES
MANUFACTURES

	Intra-EU Intra-EU Intra-UE					Extra-EU Extra-EU Extra-UE									
	VAL	VOL	VOL Δ%	UV	UV Δ%	VAL	VOL	VOL Δ%	UV	UV Δ%					
	Monatliche Indizes					Monthly Indices					Indices mensuels				
1990 1	97.5	97.4	9.6	100.1	3.8	98.5	98.0	10.1	100.5	2.4					
1990 2	96.1	96.0	2.0	100.1	3.0	97.5	97.0	6.4	100.5	1.5					
1990 3	112.5	112.3	9.3	100.2	2.7	109.9	109.7	5.6	100.2	1.8					
1990 4	97.5	98.0	1.4	99.5	1.4	97.0	97.4	-2.2	99.6	0.5					
1990 5	102.9	103.2	6.7	99.7	1.9	103.5	103.7	5.5	99.8	0.6					
1990 6	103.8	104.3	-4.0	99.5	1.2	102.8	103.2	-7.1	99.6	-0.3					
1990 7	101.4	100.6	7.4	100.8	1.8	105.1	104.3	3.1	100.8	0.4					
1990 8	75.5	75.0	4.3	100.7	1.2	89.5	89.1	-1.0	100.4	-0.1					
1990 9	96.9	96.8	-0.8	100.1	1.5	89.2	89.3	-9.9	99.9	-0.5					
1990 10	115.1	115.7	6.5	99.5	1.3	108.1	108.3	0.2	99.8	-0.4					
1990 11	108.1	108.8	5.9	99.4	1.7	101.1	101.8	-5.7	99.3	0.0					
1990 12	93.8	93.1	0.1	100.7	1.8	97.4	97.7	-10.9	99.7	0.1					
1991 1	105.6	104.1	6.9	101.4	1.3	94.1	93.0	-5.1	101.2	0.7					
1991 2	103.2	101.7	5.9	101.5	1.4	92.2	90.5	-6.7	101.9	1.4					
1991 3	109.6	107.8	-4.0	101.7	1.5	100.7	98.1	-10.6	102.6	2.4					
1991 4	110.3	109.0	11.2	101.2	1.7	101.0	98.5	1.1	102.5	2.9					
1991 5	105.5	104.8	1.6	100.7	1.0	100.5	97.8	-5.7	102.8	3.0					
1991 6	109.2	107.6	3.2	101.5	2.0	101.6	98.5	-4.6	103.1	3.5					
1991 7	111.0	108.0	7.4	102.8	2.0	114.3	108.8	4.3	105.1	4.3					
1991 8	78.4	76.2	1.6	102.9	2.2	93.3	89.5	0.4	104.3	3.9					
1991 9	103.7	102.1	5.5	101.6	1.5	99.4	96.0	7.5	103.5	3.6					
1991 10	118.9	117.3	1.4	101.4	1.9	118.1	114.7	5.9	103.0	3.2					
1991 11	108.4	106.9	-1.7	101.4	2.0	110.0	107.5	5.6	102.3	3.0					
1991 12	101.3	98.4	5.7	102.9	2.2	112.4	109.4	12.0	102.7	3.0					
1992 1	105.8	102.1	-1.9	103.6	2.2	96.9	91.5	-1.6	105.9	4.6					
1992 2	110.4	106.4	4.6	103.8	2.3	102.0	96.0	6.1	106.3	4.3					
1992 3	120.6	116.0	7.6	104.0	2.3	114.4	107.2	9.3	106.7	4.0					
1992 4	113.6	109.3	0.3	103.9	2.7	110.3	103.2	4.8	106.9	4.3					
1992 5	105.4	102.0	-2.7	103.3	2.6	101.2	95.6	-2.2	105.9	3.0					
1992 6	111.4	107.5	-0.1	103.6	2.1	105.5	100.1	1.6	105.4	2.2					
1992 7	112.2	107.6	-0.4	104.3	1.5	118.6	112.8	3.7	105.1	0.0					
1992 8	75.6	72.0	-5.5	105.0	2.0	88.8	84.3	-5.8	105.3	1.0					
1992 9	110.2	106.4	4.2	103.6	2.0	106.4	101.8	6.0	104.5	1.0					
1992 10	117.6	113.8	-3.0	103.3	1.9	118.5	113.5	-1.0	104.4	1.4					
1992 11	105.9	102.5	-4.1	103.3	1.9	107.3	102.1	-5.0	105.1	2.7					
1992 12	99.6	96.0	-2.4	103.8	0.9	122.5	115.6	5.7	106.0	3.2					
1993 1	88.4	81.8	-19.9	108.1	4.3	92.9	84.6	-7.5	109.8	3.7					
1993 2	98.7	90.5	-14.9	109.1	5.1	105.0	95.5	-0.5	109.9	3.4					
1993 3	108.1	98.6	-15.0	109.6	5.4	122.5	111.0	3.5	110.4	3.5					
1993 4	97.5	89.7	-17.9	108.7	4.6	113.3	102.5	-0.7	110.5	3.4					
1993 5	93.3	85.8	-15.9	108.7	5.2	111.1	101.3	6.0	109.7	3.6					
1993 6	103.5	95.5	-11.2	108.4	4.6	124.7	114.1	14.0	109.3	3.7					
1993 7	94.7	86.3	-19.8	109.7	5.2	126.0	114.1	1.2	110.4	5.0					
1993 8	71.0	64.4	-10.6	110.2	5.0	102.4	92.1	9.3	111.2	5.6					
1993 9	103.0	94.7	-11.0	108.8	5.0	117.2	106.1	4.2	110.5	5.7					
1993 10	105.2	97.1	-14.7	108.3	4.8	128.5	116.2	2.4	110.6	5.9					
1993 11	104.2	95.8	-6.5	108.8	5.3	128.9	116.1	13.7	111.0	5.6					
1993 12	103.2	95.2	-0.8	108.4	4.4	142.8	128.9	11.5	110.8	4.5					

SITC 5-8: BEARBEITETE
WARENSITC 5-8:
MANUFACTURED GOODSCTCI 5-8: ARTICLES
MANUFACTURES

	Vereinigte Staaten United States of America Etats-Unis					Japan Japan Japon									
	VAL	VOL	VOL Δ%	UV	UV Δ%	VAL	VOL	VOL Δ%	UV	UV Δ%					
	Jährliche Indizes					Annual Indices					Indices annuels				
1989	98.9	93.0	:	106.3	:	99.9	93.7	:	106.6	:					
1990	100.0	100.0	7.5	100.0	-5.9	100.0	100.0	6.7	100.0	-6.2					
1991	111.9	107.0	7.0	104.6	4.6	112.6	106.2	6.2	106.0	6.0					
1992	104.6	97.8	-8.6	107.0	2.3	112.1	98.9	-6.9	113.3	6.9					
1993	103.3	85.6	-12.5	120.7	12.8	102.4	79.3	-19.8	129.1	13.9					
	Vierteljährliche Indizes					Quarterly Indices					Indices trimestriels				
1989 1	98.4	94.3	:	104.3	:	94.2	87.5	:	107.7	:					
1989 2	110.4	103.3	:	106.9	:	105.8	98.4	:	107.5	:					
1989 3	95.0	88.2	:	107.7	:	100.2	94.0	:	106.6	:					
1989 4	101.4	95.3	:	106.4	:	101.1	96.7	:	104.6	:					
1990 1	102.1	98.5	4.5	103.7	-0.6	97.2	94.2	7.7	103.2	-4.2					
1990 2	107.6	105.7	2.3	101.8	-4.8	100.9	101.2	2.8	99.7	-7.3					
1990 3	91.3	92.8	5.2	98.4	-8.6	97.3	99.0	5.3	98.3	-7.8					
1990 4	95.0	99.1	4.0	95.9	-9.9	103.4	104.4	8.0	99.0	-5.4					
1991 1	100.2	101.5	3.0	98.7	-4.8	103.6	102.2	8.5	101.4	-1.7					
1991 2	121.9	114.6	8.4	106.4	4.5	118.2	111.9	10.6	105.6	5.9					
1991 3	110.7	102.5	10.5	108.0	9.8	113.9	105.7	6.8	107.8	9.7					
1991 4	108.7	103.6	4.5	104.9	9.4	116.0	106.6	2.1	108.8	9.9					
1992 1	111.8	104.1	2.6	107.4	8.8	113.7	101.4	-0.8	112.1	10.6					
1992 2	110.9	102.4	-10.6	108.3	1.8	118.4	104.8	-6.3	113.0	7.0					
1992 3	97.6	94.6	-7.7	103.2	-4.4	106.0	94.2	-10.9	112.5	4.4					
1992 4	101.5	93.3	-9.9	108.8	3.7	111.1	96.1	-9.8	115.6	6.3					
1993 1	102.6	86.9	-16.5	118.1	10.0	101.1	81.7	-19.4	123.8	10.4					
1993 2	105.7	89.3	-12.8	118.4	9.3	105.1	83.4	-20.4	126.0	11.5					
1993 3	97.8	79.8	-15.6	122.6	18.8	99.7	75.8	-19.5	131.5	16.9					
1993 4	106.6	86.1	-7.7	123.8	13.8	103.3	76.1	-20.8	135.7	17.4					
	Monatliche Indizes					Monthly Indices					Indices mensuels				
1989 1	87.7	85.1	:	103.1	:	89.5	84.1	:	106.4	:					
1989 2	90.2	86.8	:	103.9	:	89.3	82.8	:	107.9	:					
1989 3	117.0	111.0	:	105.4	:	104.0	95.6	:	108.8	:					
1989 4	104.1	98.0	:	106.2	:	106.6	99.9	:	106.7	:					
1989 5	107.2	101.7	:	105.4	:	104.6	97.0	:	107.8	:					
1989 6	120.1	110.4	:	108.8	:	106.2	98.3	:	108.0	:					
1989 7	92.6	84.9	:	109.1	:	100.8	93.5	:	107.8	:					
1989 8	90.9	85.8	:	106.0	:	96.2	90.2	:	106.7	:					
1989 9	101.5	93.8	:	108.2	:	103.7	98.2	:	105.6	:					
1989 10	116.2	108.8	:	106.8	:	106.5	101.4	:	105.0	:					
1989 11	99.8	93.1	:	107.2	:	106.6	102.0	:	104.5	:					
1989 12	88.0	83.9	:	104.9	:	90.2	86.6	:	104.2	:					

	Vereinigte Staaten United States of America Etats-Unis					Japan Japan Japon									
	VAL	VOL	VOL Δ%	UV	UV Δ%	VAL	VOL	VOL Δ%	UV	UV Δ%					
	Jährliche Indizes					Annual Indices					Indices annuels				
1989	102.8	101.8	:	101.0	:	89.9	89.3	:	100.7	:					
1990	100.0	100.0	-1.8	100.0	-1.0	100.0	100.0	12.0	100.0	-0.7					
1991	94.0	87.4	-12.6	107.6	7.6	95.7	91.2	-8.8	104.9	4.9					
1992	96.9	88.1	0.8	110.0	2.2	87.1	81.1	-11.1	107.4	2.4					
1993	112.8	95.5	8.4	118.1	7.4	97.6	85.5	5.4	114.1	6.2					
	Vierteljährliche Indizes					Quarterly Indices					Indices trimestriels				
1989 1	95.8	97.5	:	98.3	:	81.7	80.5	:	101.5	:					
1989 2	107.0	105.6	:	101.3	:	90.0	89.0	:	101.1	:					
1989 3	101.3	98.7	:	102.6	:	94.0	93.4	:	100.6	:					
1989 4	107.4	105.7	:	101.6	:	96.7	96.8	:	99.9	:					
1990 1	101.4	100.6	3.2	100.8	2.5	104.9	103.0	28.0	101.8	0.3					
1990 2	101.9	102.1	-3.3	99.8	-1.5	94.8	95.4	7.2	99.4	-1.7					
1990 3	98.5	97.6	-1.1	100.9	-1.7	97.6	98.7	5.7	98.9	-1.7					
1990 4	98.3	99.8	-5.6	98.5	-3.1	101.0	101.2	4.5	99.8	-0.1					
1991 1	84.2	81.8	-18.7	102.9	2.1	96.5	93.4	-9.3	103.3	1.5					
1991 2	92.8	86.7	-15.1	107.0	7.2	93.0	89.9	-5.8	103.4	4.0					
1991 3	96.8	86.5	-11.4	111.9	10.9	97.7	91.6	-7.2	106.7	7.9					
1991 4	103.8	95.9	-3.9	108.2	9.8	98.5	92.9	-8.2	106.0	6.2					
1992 1	94.3	84.7	3.5	111.3	8.2	90.6	82.6	-11.6	109.7	6.2					
1992 2	94.7	85.0	-2.0	111.4	4.1	83.0	77.0	-14.3	107.8	4.3					
1992 3	94.9	87.5	1.2	108.5	-3.0	89.6	84.5	-7.8	106.0	-0.7					
1992 4	106.2	97.5	1.7	108.9	0.6	87.6	82.6	-11.1	106.0	0.0					
1993 1	98.7	84.4	-0.4	116.9	5.0	84.5	75.6	-8.5	111.8	1.9					
1993 2	108.5	92.5	8.8	117.3	5.3	87.8	77.2	0.3	113.7	5.5					
1993 3	110.6	93.4	6.7	118.4	9.1	97.7	84.3	-0.2	115.9	9.3					
1993 4	129.4	108.2	11.0	119.6	9.8	115.2	100.5	21.7	114.6	8.1					
	Monatliche Indizes					Monthly Indices					Indices mensuels				
1989 1	85.9	88.6	:	97.0	:	75.2	75.8	:	99.2	:					
1989 2	96.9	97.4	:	99.5	:	78.8	76.1	:	103.6	:					
1989 3	104.7	106.6	:	98.2	:	91.2	89.6	:	101.8	:					
1989 4	100.9	100.5	:	100.4	:	87.5	86.8	:	100.8	:					
1989 5	101.0	100.3	:	100.7	:	84.0	82.4	:	102.0	:					
1989 6	118.8	115.8	:	102.6	:	98.3	97.7	:	100.6	:					
1989 7	104.6	103.0	:	101.6	:	101.6	100.9	:	100.7	:					
1989 8	93.4	91.1	:	102.5	:	86.1	85.7	:	100.5	:					
1989 9	105.8	102.2	:	103.5	:	94.4	93.7	:	100.7	:					
1989 10	108.7	106.2	:	102.4	:	102.0	100.0	:	102.0	:					
1989 11	107.2	106.6	:	100.6	:	92.3	92.6	:	99.7	:					
1989 12	106.1	104.2	:	101.8	:	95.9	97.9	:	98.0	:					

SITC 5-8: BEARBEITETE
WARENSITC 5-8:
MANUFACTURED GOODSCTCI 5-8: ARTICLES
MANUFACTURES

	Vereinigte Staaten United States of America Etats-Unis					Japan Japan Japon									
	VAL	VOL	VOL Δ%	UV	UV Δ%	VAL	VOL	VOL Δ%	UV	UV Δ%					
	Monatliche Indizes					Monthly Indices					Indices mensuels				
1990 1	101.0	96.5	13.4	104.7	1.6	93.8	90.7	7.8	103.4	-2.8					
1990 2	96.9	93.2	7.4	104.0	0.1	90.2	86.9	5.0	103.8	-3.8					
1990 3	108.7	105.8	-4.7	102.7	-2.6	107.5	105.1	9.9	102.3	-6.0					
1990 4	106.1	102.9	5.0	103.1	-2.9	101.7	101.7	1.8	100.0	-6.3					
1990 5	113.5	112.5	10.6	100.9	-4.3	105.0	105.7	9.0	99.3	-7.9					
1990 6	103.3	101.8	-7.8	101.5	-6.7	96.4	96.4	-1.9	100.0	-7.4					
1990 7	98.5	97.2	14.5	101.3	-7.1	99.2	98.3	5.1	100.9	-6.4					
1990 8	90.2	93.1	8.5	96.9	-8.6	96.5	99.8	10.6	96.7	-9.4					
1990 9	85.0	88.0	-6.2	96.6	-10.7	96.3	98.8	0.6	97.5	-7.7					
1990 10	106.8	110.4	1.5	96.7	-9.5	113.6	115.7	14.1	98.2	-6.5					
1990 11	93.9	99.4	6.8	94.5	-11.8	109.6	111.2	9.0	98.6	-5.6					
1990 12	84.3	87.4	4.2	96.5	-8.0	86.6	86.2	-0.5	100.5	-3.6					
1991 1	102.5	103.8	7.6	98.7	-5.7	106.5	106.2	17.1	100.3	-3.0					
1991 2	91.4	94.7	1.6	96.5	-7.2	93.3	91.7	5.5	101.7	-2.0					
1991 3	106.6	106.0	0.2	100.6	-2.0	111.1	108.7	3.4	102.2	-0.1					
1991 4	132.3	125.6	22.1	105.3	2.1	127.6	122.0	20.0	104.6	4.6					
1991 5	121.1	114.8	2.0	105.5	4.6	114.7	107.9	2.1	106.3	7.0					
1991 6	112.6	103.5	1.7	108.8	7.2	112.4	105.9	9.9	106.1	6.1					
1991 7	126.0	114.2	17.5	110.3	8.9	122.6	113.7	15.7	107.8	6.8					
1991 8	96.5	90.9	-2.4	106.2	9.6	105.0	96.7	-3.1	108.6	12.3					
1991 9	109.7	102.4	16.4	107.1	10.9	114.2	106.7	8.0	107.0	9.7					
1991 10	113.3	106.7	-3.4	106.2	9.8	125.1	117.0	1.1	106.9	8.9					
1991 11	108.7	104.8	5.4	103.7	9.7	121.5	111.1	-0.1	109.4	11.0					
1991 12	104.1	99.2	13.5	104.9	8.7	101.3	91.6	6.3	110.6	10.0					
1992 1	103.8	97.8	-5.8	106.1	7.5	106.5	97.1	-8.6	109.7	9.4					
1992 2	107.1	100.0	5.6	107.1	11.0	108.4	95.5	4.1	113.5	11.6					
1992 3	124.4	114.4	7.9	108.7	8.1	126.2	111.5	2.6	113.2	10.8					
1992 4	119.1	108.8	-13.4	109.5	4.0	126.9	111.5	-8.6	113.8	8.8					
1992 5	106.8	98.3	-14.4	108.6	2.9	112.9	101.0	-6.4	111.8	5.2					
1992 6	106.9	100.2	-3.2	106.7	-1.9	115.4	102.0	-3.7	113.1	6.6					
1992 7	107.0	101.9	-10.8	105.0	-4.8	118.0	103.0	-9.4	114.6	6.3					
1992 8	85.3	83.4	-8.3	102.3	-3.7	94.4	84.2	-12.9	112.1	3.2					
1992 9	100.8	98.6	-3.7	102.2	-4.6	105.4	95.4	-10.6	110.5	3.3					
1992 10	103.5	98.4	-7.8	105.2	-0.9	119.5	105.0	-10.3	113.8	6.5					
1992 11	97.8	90.4	-13.7	108.2	4.3	110.2	96.1	-13.5	114.7	4.8					
1992 12	103.1	91.0	-8.3	113.3	8.0	103.5	87.2	-4.8	118.7	7.3					
1993 1	89.6	76.0	-22.3	117.9	11.1	90.7	74.3	-23.5	122.1	11.3					
1993 2	98.5	83.8	-16.2	117.6	9.8	92.7	75.7	-20.7	122.5	7.9					
1993 3	119.8	100.9	-11.8	118.7	9.2	119.8	95.0	-14.8	126.1	11.4					
1993 4	109.5	92.0	-15.4	119.0	8.7	111.9	88.8	-20.4	126.0	10.7					
1993 5	98.2	83.8	-14.8	117.2	7.9	97.5	78.0	-22.8	125.0	11.8					
1993 6	109.6	92.1	-8.1	119.0	11.5	106.1	83.5	-18.1	127.1	12.4					
1993 7	100.6	82.6	-18.9	121.8	16.0	97.6	74.5	-27.7	131.0	14.3					
1993 8	91.8	74.8	-10.3	122.7	19.9	94.9	72.4	-14.0	131.1	16.9					
1993 9	101.2	82.1	-16.7	123.3	20.6	106.6	80.5	-15.6	132.4	19.8					
1993 10	100.6	82.1	-16.6	122.5	16.4	106.5	79.0	-24.8	134.8	18.5					
1993 11	107.9	88.2	-2.4	122.3	13.0	104.5	76.9	-20.0	135.9	18.5					
1993 12	111.3	88.0	-3.3	126.5	11.7	99.0	72.5	-16.9	136.6	15.1					

EU Ausfuhr
SITC 5-8: BEARBEITETE
WAREN

EU Exports
SITC 5-8:
MANUFACTURED GOODS

Exportations UE
CTCI 5-8: ARTICLES
MANUFACTURES

	Vereinigte Staaten United States of America Etats-Unis					Japan Japan Japon									
	VAL	VOL	VOL Δ%	UV	UV Δ%	VAL	VOL	VOL Δ%	UV	UV Δ%					
	Monatliche Indizes					Monthly Indices					Indices mensuels				
1990 1	94.7	94.4	6.5	100.3	3.4	104.7	103.1	36.0	101.6	2.4					
1990 2	99.4	98.5	1.1	100.9	1.4	100.5	98.4	29.3	102.1	-1.4					
1990 3	110.2	109.0	2.3	101.1	3.0	109.5	107.5	20.0	101.9	0.1					
1990 4	96.6	97.6	-2.9	99.0	-1.4	90.5	90.3	4.0	100.2	-0.6					
1990 5	104.5	104.2	3.9	100.3	-0.4	98.5	100.3	21.7	98.2	-3.7					
1990 6	104.4	104.4	-9.8	100.0	-2.5	95.7	95.6	-2.1	100.1	-0.5					
1990 7	112.4	110.2	7.0	102.0	0.4	114.3	116.5	15.5	98.1	-2.6					
1990 8	94.4	93.8	3.0	100.6	-1.9	91.4	92.4	7.8	98.9	-1.6					
1990 9	88.7	88.8	-13.1	99.9	-3.5	87.1	87.2	-6.9	99.9	-0.8					
1990 10	109.7	110.1	3.7	99.6	-2.7	116.2	117.1	17.1	99.2	-2.7					
1990 11	95.8	98.0	-8.1	97.8	-2.8	96.1	95.9	3.6	100.2	0.5					
1990 12	89.6	91.3	-12.4	98.1	-3.6	90.7	90.7	-7.4	100.0	2.0					
1991 1	80.3	78.9	-16.4	101.8	1.5	94.6	92.9	-9.9	101.8	0.2					
1991 2	82.8	80.8	-18.0	102.5	1.6	97.3	94.4	-4.1	103.1	1.0					
1991 3	89.6	85.9	-21.2	104.3	3.2	97.4	92.8	-13.7	105.0	3.0					
1991 4	91.7	86.7	-11.2	105.8	6.9	97.5	94.2	4.3	103.5	3.3					
1991 5	90.5	84.2	-19.2	107.5	7.2	93.9	92.4	-7.9	101.6	3.5					
1991 6	96.2	89.3	-14.5	107.7	7.7	87.7	83.2	-13.0	105.4	5.3					
1991 7	108.9	96.9	-12.1	112.4	10.2	114.7	108.3	-7.0	105.9	8.0					
1991 8	88.9	78.9	-15.9	112.7	12.0	82.0	76.4	-17.3	107.3	8.5					
1991 9	92.8	83.9	-5.5	110.6	10.7	96.8	90.2	3.4	107.3	7.4					
1991 10	111.0	102.3	-7.1	108.5	8.9	104.1	97.4	-16.8	106.9	7.8					
1991 11	100.8	93.6	-4.5	107.7	10.1	98.3	94.1	-1.9	104.5	4.3					
1991 12	99.3	91.7	0.4	108.3	10.4	93.1	87.4	-3.6	106.5	6.5					
1992 1	87.6	79.7	1.0	109.9	8.0	87.1	79.8	-14.1	109.1	7.2					
1992 2	90.1	80.6	-0.2	111.8	9.1	88.4	81.2	-14.0	108.9	5.6					
1992 3	105.1	93.8	9.2	112.0	7.4	96.2	86.6	-6.7	111.1	5.8					
1992 4	97.4	87.2	0.6	111.7	5.6	90.4	83.1	-11.8	108.8	5.1					
1992 5	90.4	80.6	-4.3	112.1	4.3	74.1	69.8	-24.5	106.2	4.5					
1992 6	96.3	87.2	-2.4	110.4	2.5	84.5	78.0	-6.3	108.3	2.8					
1992 7	112.1	103.4	6.7	108.4	-3.6	97.3	91.9	-15.1	105.9	0.0					
1992 8	76.9	71.1	-9.9	108.2	-4.0	78.3	73.1	-4.3	107.1	-0.2					
1992 9	95.6	87.9	4.8	108.8	-1.6	93.3	88.5	-1.9	105.4	-1.8					
1992 10	107.9	100.2	-2.1	107.7	-0.7	95.7	91.8	-5.7	104.2	-2.5					
1992 11	98.2	89.7	-4.2	109.5	1.7	79.1	74.4	-20.9	106.3	1.7					
1992 12	112.1	102.4	11.7	109.5	1.1	88.0	81.6	-6.6	107.8	1.2					
1993 1	87.8	76.5	-4.0	114.8	4.5	76.6	69.8	-12.5	109.7	0.5					
1993 2	95.9	81.7	1.4	117.4	5.0	82.5	73.4	-9.6	112.4	3.2					
1993 3	112.3	95.1	1.4	118.1	5.4	94.6	83.6	-3.5	113.1	1.8					
1993 4	107.9	90.8	4.1	118.8	6.4	85.1	74.4	-10.5	114.4	5.1					
1993 5	102.0	86.6	7.4	117.8	5.1	77.8	68.1	-2.4	114.2	7.5					
1993 6	115.6	100.2	14.9	115.4	4.5	100.4	89.2	14.4	112.6	4.0					
1993 7	122.1	102.8	-0.6	118.8	9.6	105.7	92.3	0.4	114.5	8.1					
1993 8	97.3	82.3	15.8	118.2	9.2	85.9	74.0	1.2	116.1	8.4					
1993 9	112.3	95.2	8.3	118.0	8.5	101.1	86.4	-2.4	117.0	11.0					
1993 10	123.0	103.3	3.1	119.1	10.6	122.6	105.3	14.7	116.4	11.7					
1993 11	129.5	108.9	21.4	118.9	8.6	104.9	89.3	20.0	117.5	10.5					
1993 12	135.5	112.2	9.6	120.8	10.3	118.2	107.0	31.1	110.5	2.5					

SITC 0-9 : GESAMTHANDEL

SITC 0-9 : TOTAL TRADE

CTCI 0-9 : COMMERCE
TOTAL

	Intra-EU Intra-EU Intra-UE					Extra-EU Extra-EU Extra-UE									
	VAL	VOL	VOL Δ%	UV	UV Δ%	VAL	VOL	VOL Δ%	UV	UV Δ%					
	Jährliche Indizes					Annual Indices					Indices annuels				
1989	94.3	95.7	:	98.5	:	96.8	93.8	:	103.2	:					
1990	100.0	100.0	4.5	100.0	1.5	100.0	100.0	6.6	100.0	-3.1					
1991	106.0	104.2	4.2	101.7	1.7	107.0	106.5	6.5	100.5	0.5					
1992	108.0	105.3	1.1	102.6	0.9	105.5	106.9	0.4	98.7	-1.8					
1993	93.7	90.3	-14.2	103.8	1.2	104.6	101.4	-5.1	103.2	4.6					
	Vierteljährliche Indizes					Quarterly Indices					Indices trimestriels				
1989 1	91.8	94.2	:	97.5	:	94.8	93.0	:	101.9	:					
1989 2	98.5	99.9	:	98.6	:	101.6	97.3	:	104.4	:					
1989 3	87.8	88.4	:	99.3	:	94.2	90.5	:	104.1	:					
1989 4	101.3	102.7	:	98.6	:	99.8	97.5	:	102.4	:					
1990 1	100.9	100.6	6.8	100.3	2.9	100.6	99.7	7.2	100.9	-1.0					
1990 2	100.4	100.9	1.0	99.5	0.9	99.4	102.2	5.0	97.3	-6.8					
1990 3	92.4	92.5	4.6	99.9	0.6	94.5	95.9	6.0	98.5	-5.4					
1990 4	106.3	106.1	3.3	100.2	1.6	104.7	101.4	4.0	103.3	0.9					
1991 1	106.5	104.8	4.2	101.6	1.3	104.2	105.9	6.2	98.4	-2.5					
1991 2	108.2	106.7	5.7	101.4	1.9	109.6	108.8	6.5	100.7	3.5					
1991 3	100.0	97.8	5.7	102.2	2.3	106.6	104.2	8.7	102.3	3.9					
1991 4	110.7	109.0	2.7	101.6	1.4	108.8	108.0	6.5	100.7	-2.5					
1992 1	111.8	108.4	3.4	103.1	1.5	110.1	111.4	5.2	98.8	0.4					
1992 2	110.6	107.5	0.7	102.9	1.5	108.3	108.4	-0.4	99.9	-0.8					
1992 3	100.5	98.2	0.4	102.3	0.1	101.1	104.2	0.0	97.0	-5.2					
1992 4	110.0	107.7	-1.2	102.1	0.5	106.0	107.0	-0.9	99.1	-1.6					
1993 1	92.0	88.5	-18.4	104.0	0.9	102.4	99.6	-10.6	102.8	4.0					
1993 2	93.1	89.8	-16.5	103.7	0.8	104.0	101.6	-6.3	102.4	2.5					
1993 3	85.5	82.1	-16.4	104.1	1.8	102.3	98.4	-5.6	104.0	7.2					
1993 4	99.2	95.8	-11.0	103.5	1.4	108.5	104.6	-2.2	103.7	4.6					
	Monatliche Indizes					Monthly Indices					Indices mensuels				
1989 1	87.6	90.3	:	97.0	:	93.0	92.5	:	100.5	:					
1989 2	89.1	91.4	:	97.5	:	90.1	88.2	:	102.1	:					
1989 3	98.8	100.8	:	98.0	:	101.4	98.3	:	103.2	:					
1989 4	95.2	96.7	:	98.5	:	97.8	94.6	:	103.4	:					
1989 5	95.9	97.2	:	98.7	:	101.5	97.5	:	104.1	:					
1989 6	104.6	106.0	:	98.7	:	105.5	99.9	:	105.6	:					
1989 7	92.6	93.3	:	99.3	:	93.8	89.5	:	104.8	:					
1989 8	78.2	78.5	:	99.6	:	89.9	86.9	:	103.5	:					
1989 9	92.7	93.5	:	99.1	:	99.1	95.2	:	104.1	:					
1989 10	106.2	107.7	:	98.6	:	106.2	102.8	:	103.3	:					
1989 11	103.6	105.4	:	98.3	:	102.5	100.1	:	102.4	:					
1989 12	94.1	95.1	:	99.0	:	91.1	89.8	:	101.4	:					

SITC 0-9 : GESAMTHANDEL

SITC 0-9 : TOTAL TRADE

CTCI 0-9 : COMMERCE
TOTAL

	Intra-EU Intra-EU Intra-UE					Extra-EU Extra-EU Extra-UE									
	VAL	VOL	VOL Δ%	UV	UV Δ%	VAL	VOL	VOL Δ%	UV	UV Δ%					
	Jährliche Indizes					Annual Indices					Indices annuels				
1989	95.6	97.2	:	98.4	:	99.8	100.3	:	99.5	:					
1990	100.0	100.0	2.9	100.0	1.6	100.0	100.0	-0.3	100.0	0.5					
1991	104.8	103.3	3.3	101.5	1.5	101.9	99.6	-0.4	102.3	2.3					
1992	105.8	103.0	-0.3	102.7	1.2	104.7	100.2	0.6	104.5	2.2					
1993	99.4	93.2	-9.5	106.6	3.8	116.1	106.7	6.5	108.8	4.1					
	Vierteljährliche Indizes					Quarterly Indices					Indices trimestriels				
1989 1	93.4	96.2	:	97.1	:	95.2	96.8	:	98.3	:					
1989 2	99.8	101.3	:	98.5	:	103.5	103.8	:	99.7	:					
1989 3	88.9	89.5	:	99.3	:	98.7	98.4	:	100.3	:					
1989 4	101.7	103.1	:	98.6	:	110.2	110.5	:	99.7	:					
1990 1	101.5	101.3	5.3	100.2	3.2	102.0	101.5	4.9	100.5	2.2					
1990 2	100.6	101.1	-0.2	99.5	1.0	100.5	101.2	-2.5	99.3	-0.4					
1990 3	91.6	91.5	2.2	100.1	0.8	94.4	94.1	-4.4	100.3	0.0					
1990 4	106.5	106.3	3.1	100.2	1.6	102.7	102.8	-7.0	99.9	0.2					
1991 1	107.5	105.9	4.5	101.5	1.3	96.8	95.6	-5.8	101.3	0.8					
1991 2	108.9	107.8	6.6	101.0	1.5	101.9	99.7	-1.5	102.2	2.9					
1991 3	99.4	97.5	6.6	101.9	1.8	103.1	99.5	5.7	103.6	3.3					
1991 4	111.7	110.0	3.5	101.5	1.3	114.1	111.6	8.6	102.2	2.3					
1992 1	109.9	106.6	0.7	103.1	1.6	102.8	97.7	2.2	105.2	3.8					
1992 2	107.8	104.7	-2.9	103.0	2.0	104.4	99.2	-0.5	105.2	2.9					
1992 3	98.1	95.4	-2.2	102.8	0.9	102.8	99.2	-0.3	103.6	0.0					
1992 4	106.5	104.4	-5.1	102.0	0.5	114.3	110.0	-1.4	103.9	1.7					
1993 1	97.2	90.9	-14.7	106.9	3.7	104.0	95.8	-1.9	108.6	3.2					
1993 2	97.4	91.3	-12.8	106.7	3.6	113.1	104.1	4.9	108.6	3.2					
1993 3	89.8	84.1	-11.8	106.8	3.9	111.9	102.6	3.4	109.1	5.3					
1993 4	104.0	98.1	-6.0	106.0	3.9	129.7	119.1	8.3	108.9	4.8					
	Monatliche Indizes					Monthly Indices					Indices mensuels				
1989 1	87.6	91.0	:	96.3	:	89.7	91.8	:	97.7	:					
1989 2	91.6	94.2	:	97.2	:	91.9	93.1	:	98.7	:					
1989 3	101.1	103.5	:	97.7	:	103.9	105.6	:	98.4	:					
1989 4	95.4	97.0	:	98.3	:	100.0	100.7	:	99.3	:					
1989 5	97.1	98.6	:	98.5	:	99.4	99.8	:	99.6	:					
1989 6	107.0	108.3	:	98.8	:	111.2	110.9	:	100.3	:					
1989 7	92.9	93.6	:	99.2	:	101.9	101.7	:	100.2	:					
1989 8	75.9	76.2	:	99.6	:	92.3	92.0	:	100.3	:					
1989 9	97.8	98.7	:	99.1	:	102.1	101.6	:	100.5	:					
1989 10	108.2	109.6	:	98.7	:	110.9	110.5	:	100.4	:					
1989 11	103.1	105.0	:	98.2	:	109.6	110.3	:	99.4	:					
1989 12	93.9	94.8	:	99.0	:	109.9	110.6	:	99.4	:					

SITC 0-9 : GESAMTHANDEL

SITC 0-9 : TOTAL TRADE

CTCI 0-9 : COMMERCE
TOTAL

	Intra-EU Intra-EU Intra-UE					Extra-EU Extra-EU Extra-UE									
	VAL	VOL	VOL Δ%	UV	UV Δ%	VAL	VOL	VOL Δ%	UV	UV Δ%					
	Monatliche Indizes					Monthly Indices					Indices mensuels				
1990 1	97.9	97.5	8.0	100.4	3.5	103.1	101.1	9.3	102.0	1.5					
1990 2	95.1	94.7	3.6	100.4	3.0	93.1	92.3	4.6	100.9	-1.2					
1990 3	109.8	109.5	8.6	100.3	2.3	105.6	105.7	7.5	99.9	-3.2					
1990 4	99.0	99.0	2.4	100.0	1.5	97.1	98.3	3.9	98.8	-4.4					
1990 5	102.8	103.5	6.5	99.3	0.6	103.1	106.4	9.1	96.9	-6.9					
1990 6	99.5	100.2	-5.5	99.3	0.6	98.1	102.0	2.1	96.2	-8.9					
1990 7	99.7	100.2	7.4	99.5	0.2	96.4	100.5	12.3	95.9	-8.5					
1990 8	81.1	81.1	3.3	100.0	0.4	91.9	94.2	8.4	97.6	-5.7					
1990 9	96.6	96.3	3.0	100.3	1.2	95.1	93.1	-2.2	102.1	-1.9					
1990 10	113.1	112.8	4.7	100.3	1.7	113.4	108.3	5.4	104.7	1.4					
1990 11	110.5	110.6	4.9	99.9	1.6	108.1	104.7	4.6	103.2	0.8					
1990 12	95.4	95.0	-0.1	100.4	1.4	92.9	91.3	1.7	101.7	0.3					
1991 1	108.3	106.4	9.1	101.8	1.4	112.6	111.9	10.7	100.6	-1.4					
1991 2	102.3	100.8	6.4	101.5	1.1	97.6	100.6	9.0	97.0	-3.9					
1991 3	108.9	107.2	-2.1	101.6	1.3	102.4	105.2	-0.5	97.3	-2.6					
1991 4	109.4	108.0	9.1	101.3	1.3	112.9	112.8	14.8	100.1	1.3					
1991 5	107.7	106.3	2.7	101.3	2.0	110.2	109.2	2.6	100.9	4.1					
1991 6	107.4	105.7	5.5	101.6	2.3	105.4	104.3	2.3	101.1	5.1					
1991 7	112.5	109.9	9.7	102.4	2.9	114.7	111.6	11.0	102.8	7.2					
1991 8	83.1	80.9	-0.2	102.7	2.7	96.7	94.7	0.5	102.1	4.6					
1991 9	104.4	102.7	6.6	101.7	1.4	108.5	106.4	14.3	102.0	-0.1					
1991 10	118.1	116.4	3.2	101.5	1.2	116.0	114.6	5.8	101.2	-3.3					
1991 11	110.3	108.6	-1.8	101.6	1.7	110.0	108.4	3.5	101.5	-1.6					
1991 12	103.7	101.8	7.2	101.9	1.5	100.0	100.8	10.4	99.2	-2.5					
1992 1	105.8	102.8	-3.4	102.9	1.1	109.8	112.0	0.1	98.0	-2.6					
1992 2	109.2	106.0	5.2	103.0	1.5	104.7	106.0	5.4	98.8	1.9					
1992 3	120.6	116.5	8.7	103.5	1.9	115.5	116.2	10.5	99.4	2.2					
1992 4	114.6	111.3	3.1	103.0	1.7	112.4	112.3	-0.4	100.1	0.0					
1992 5	106.2	103.1	-3.0	103.0	1.7	104.9	104.7	-4.1	100.2	-0.7					
1992 6	110.8	108.0	2.2	102.6	1.0	107.6	108.1	3.6	99.5	-1.6					
1992 7	113.2	109.9	0.0	103.0	0.6	110.2	111.9	0.3	98.5	-4.2					
1992 8	80.7	78.7	-2.7	102.5	-0.2	88.3	91.4	-3.5	96.6	-5.4					
1992 9	107.6	106.0	3.2	101.5	-0.2	104.6	109.2	2.6	95.8	-6.1					
1992 10	114.5	112.5	-3.4	101.8	0.3	108.7	111.7	-2.5	97.3	-3.9					
1992 11	107.8	106.0	-2.4	101.7	0.1	103.6	104.3	-3.8	99.3	-2.2					
1992 12	107.6	104.7	2.8	102.8	0.9	105.8	105.0	4.2	100.8	1.6					
1993 1	80.6	78.6	-23.5	102.6	-0.3	94.4	92.6	-17.3	101.9	4.0					
1993 2	92.9	88.6	-16.4	104.8	1.7	99.9	97.6	-7.9	102.4	3.6					
1993 3	102.4	98.2	-15.7	104.3	0.8	113.2	108.7	-6.5	104.1	4.7					
1993 4	93.7	90.2	-19.0	103.9	0.9	106.5	103.0	-8.3	103.4	3.3					
1993 5	88.5	85.7	-16.9	103.3	0.3	98.3	96.4	-7.9	102.0	1.8					
1993 6	97.1	93.5	-13.4	103.9	1.3	107.3	105.5	-2.4	101.7	2.2					
1993 7	88.3	85.0	-22.7	103.9	0.9	104.0	100.2	-10.5	103.8	5.4					
1993 8	72.9	69.6	-11.6	104.7	2.1	95.5	91.6	0.2	104.3	8.0					
1993 9	95.3	91.7	-13.5	103.9	2.4	107.5	103.4	-5.3	104.0	8.6					
1993 10	96.7	93.9	-16.5	103.0	1.2	106.9	102.9	-7.9	103.9	6.8					
1993 11	97.4	93.9	-11.4	103.7	2.0	110.3	106.5	2.1	103.6	4.3					
1993 12	103.3	99.6	-4.9	103.7	0.9	108.1	104.3	-0.7	103.6	2.8					

SITC 0-9 : GESAMTHANDEL

SITC 0-9 : TOTAL TRADE

CTCI 0-9 : COMMERCE
TOTAL

	Intra-EU Intra-EU Intra-UE					Extra-EU Extra-EU Extra-UE									
	VAL	VOL	VOL Δ%	UV	UV Δ%	VAL	VOL	VOL Δ%	UV	UV Δ%					
	Monatliche Indizes					Monthly Indices					Indices mensuels				
1990 1	98.6	98.2	7.9	100.4	4.3	99.1	98.4	7.2	100.7	3.1					
1990 2	95.3	95.1	1.0	100.2	3.1	97.7	97.1	4.3	100.6	1.9					
1990 3	110.7	110.5	6.8	100.2	2.6	109.0	108.8	3.0	100.2	1.8					
1990 4	97.5	97.9	0.9	99.6	1.3	96.4	97.1	-3.6	99.3	0.0					
1990 5	102.3	102.7	4.2	99.6	1.1	103.3	103.8	4.0	99.5	-0.1					
1990 6	102.0	102.8	-5.1	99.2	0.4	101.9	102.8	-7.3	99.1	-1.2					
1990 7	99.2	99.1	5.9	100.1	0.9	102.7	102.5	0.8	100.2	0.0					
1990 8	78.2	78.3	2.8	99.9	0.3	90.3	90.1	-2.1	100.2	-0.1					
1990 9	97.3	97.1	-1.6	100.2	1.1	90.2	89.8	-11.6	100.5	0.0					
1990 10	115.6	115.5	5.4	100.1	1.4	108.8	108.4	-1.9	100.4	0.0					
1990 11	109.0	109.1	3.9	99.9	1.7	102.4	102.6	-7.0	99.8	0.4					
1990 12	95.1	94.3	-0.5	100.8	1.8	97.1	97.5	-11.8	99.6	0.2					
1991 1	107.9	106.3	8.2	101.5	1.1	96.0	95.0	-3.5	101.0	0.3					
1991 2	104.0	102.5	7.8	101.5	1.3	93.1	92.2	-5.0	101.0	0.4					
1991 3	110.5	108.9	-1.4	101.5	1.3	101.3	99.5	-8.5	101.8	1.6					
1991 4	110.4	109.4	11.7	100.9	1.3	101.8	100.0	3.0	101.8	2.5					
1991 5	107.1	106.1	3.3	100.9	1.3	101.6	99.4	-4.2	102.2	2.7					
1991 6	109.3	107.9	5.0	101.3	2.1	102.3	99.8	-2.9	102.5	3.4					
1991 7	110.2	107.8	8.8	102.2	2.1	113.5	108.7	6.0	104.4	4.2					
1991 8	82.6	80.7	3.1	102.3	2.4	94.7	91.4	1.4	103.6	3.4					
1991 9	105.2	104.1	7.2	101.1	0.9	101.4	98.5	9.7	102.9	2.4					
1991 10	119.9	118.7	2.8	101.0	0.9	118.4	115.5	6.5	102.5	2.1					
1991 11	110.6	109.2	0.1	101.3	1.4	110.5	108.2	5.5	102.1	2.3					
1991 12	104.2	101.9	8.1	102.3	1.5	113.4	111.0	13.8	102.2	2.6					
1992 1	104.6	101.7	-4.3	102.9	1.4	96.0	91.7	-3.5	104.7	3.7					
1992 2	107.6	104.4	1.9	103.1	1.6	100.4	95.3	3.4	105.3	4.3					
1992 3	117.5	113.7	4.4	103.3	1.8	112.1	106.1	6.6	105.7	3.8					
1992 4	111.3	107.7	-1.6	103.3	2.4	108.2	102.1	2.1	106.0	4.1					
1992 5	103.5	100.7	-5.1	102.8	1.9	100.0	95.2	-4.2	105.0	2.7					
1992 6	108.8	105.7	-2.0	102.9	1.6	104.8	100.3	0.5	104.5	2.0					
1992 7	108.8	105.5	-2.1	103.1	0.9	115.4	111.1	2.2	103.9	-0.5					
1992 8	77.6	75.3	-6.7	103.1	0.8	88.4	85.2	-6.8	103.7	0.1					
1992 9	107.5	105.2	1.1	102.2	1.1	104.3	101.3	2.8	103.0	0.1					
1992 10	115.0	112.7	-5.1	102.0	1.0	116.7	113.1	-2.1	103.2	0.7					
1992 11	104.7	102.8	-5.9	101.8	0.5	106.9	103.0	-4.8	103.8	1.7					
1992 12	100.0	97.8	-4.0	102.2	-0.1	119.4	114.0	2.7	104.7	2.4					
1993 1	88.3	83.2	-18.2	106.1	3.1	90.9	83.9	-8.5	108.3	3.4					
1993 2	96.7	90.5	-13.3	106.9	3.7	102.1	94.3	-1.0	108.3	2.8					
1993 3	106.6	99.1	-12.8	107.6	4.2	119.0	109.1	2.8	109.1	3.2					
1993 4	96.9	90.6	-15.9	106.9	3.5	110.5	101.2	-0.9	109.2	3.0					
1993 5	93.1	87.3	-13.3	106.7	3.8	108.3	99.7	4.7	108.6	3.4					
1993 6	102.0	95.9	-9.3	106.4	3.4	120.8	111.6	11.3	108.2	3.5					
1993 7	93.4	87.0	-17.5	107.3	4.1	120.0	110.3	-0.7	108.8	4.7					
1993 8	74.6	69.5	-7.7	107.3	4.1	100.5	91.7	7.6	109.6	5.7					
1993 9	101.9	96.0	-8.7	106.1	3.8	115.1	105.8	4.4	108.8	5.6					
1993 10	104.1	98.4	-12.7	105.8	3.7	125.8	115.8	2.4	108.6	5.2					
1993 11	104.4	98.1	-4.6	106.4	4.5	125.1	114.7	11.4	109.1	5.1					
1993 12	103.6	97.8	0.0	105.9	3.6	138.4	126.9	11.3	109.1	4.2					

SITC 0-9 : GESAMTHANDEL

SITC 0-9 : TOTAL TRADE

CTCI 0-9 : COMMERCE
TOTAL

	Vereinigte Staaten United States of America Etats-Unis					Japan Japan Japon									
	VAL	VOL	VOL Δ%	UV	UV Δ%	VAL	VOL	VOL Δ%	UV	UV Δ%					
	Jährliche Indizes					Annual Indices					Indices annuels				
1989	98.3	91.4	:	107.5	:	100.4	94.2	:	106.6	:					
1990	100.0	100.0	9.4	100.0	-7.0	100.0	100.0	6.2	100.0	-6.2					
1991	107.8	103.9	3.9	103.8	3.8	112.1	105.8	5.8	106.0	6.0					
1992	101.9	97.1	-6.5	104.9	1.1	111.5	98.5	-6.9	113.2	6.8					
1993	97.3	83.1	-14.4	117.1	11.6	101.8	78.9	-19.9	129.0	14.0					
	Vierteljährliche Indizes					Quarterly Indices					Indices trimestriels				
1989 1	102.1	96.5	:	105.8	:	95.3	88.4	:	107.8	:					
1989 2	110.5	101.8	:	108.5	:	106.5	99.1	:	107.5	:					
1989 3	93.7	86.0	:	109.0	:	101.4	95.0	:	106.7	:					
1989 4	101.2	94.9	:	106.6	:	102.2	97.8	:	104.5	:					
1990 1	102.9	99.5	3.1	103.4	-2.3	97.6	94.6	7.0	103.2	-4.3					
1990 2	107.1	105.1	3.2	101.9	-6.1	101.0	101.3	2.2	99.7	-7.3					
1990 3	88.3	89.7	4.3	98.4	-9.7	97.1	98.7	3.9	98.4	-7.8					
1990 4	94.8	98.6	3.9	96.1	-9.8	103.2	104.2	6.5	99.0	-5.3					
1991 1	101.7	103.7	4.2	98.1	-5.1	103.4	102.0	7.8	101.4	-1.7					
1991 2	118.1	111.6	6.2	105.8	3.8	117.6	111.4	10.0	105.6	5.9					
1991 3	104.3	97.4	8.6	107.1	8.8	113.3	105.1	6.5	107.8	9.6					
1991 4	106.7	102.2	3.7	104.4	8.6	115.5	106.2	1.9	108.8	9.9					
1992 1	115.3	109.6	5.7	105.2	7.2	113.4	101.2	-0.8	112.1	10.6					
1992 2	106.5	99.8	-10.6	106.7	0.9	117.6	104.2	-6.5	112.9	6.9					
1992 3	90.5	89.3	-8.3	101.3	-5.4	105.5	93.9	-10.7	112.4	4.3					
1992 4	97.9	92.2	-9.8	106.2	1.7	110.5	95.7	-9.9	115.5	6.2					
1993 1	102.0	88.9	-18.9	114.7	9.0	100.2	81.0	-20.0	123.7	10.3					
1993 2	98.4	85.6	-14.2	115.0	7.8	104.5	83.0	-20.3	125.9	11.5					
1993 3	89.1	74.8	-16.2	119.1	17.6	98.9	75.3	-19.8	131.4	16.9					
1993 4	99.6	82.8	-10.2	120.3	13.3	102.9	75.9	-20.7	135.6	17.4					
	Monatliche Indizes					Monthly Indices					Indices mensuels				
1989 1	93.9	89.9	:	104.4	:	91.7	86.2	:	106.4	:					
1989 2	94.9	89.8	:	105.7	:	89.8	83.2	:	107.9	:					
1989 3	117.6	110.0	:	106.9	:	104.3	95.9	:	108.8	:					
1989 4	105.1	97.8	:	107.5	:	106.9	100.1	:	106.8	:					
1989 5	110.0	103.0	:	106.8	:	105.3	97.7	:	107.8	:					
1989 6	116.3	104.6	:	111.2	:	107.6	99.6	:	108.0	:					
1989 7	93.0	84.5	:	110.1	:	102.0	94.6	:	107.8	:					
1989 8	90.3	84.2	:	107.2	:	98.1	91.9	:	106.7	:					
1989 9	97.9	89.2	:	109.7	:	104.1	98.6	:	105.6	:					
1989 10	111.3	103.4	:	107.6	:	108.3	103.1	:	105.0	:					
1989 11	103.9	96.9	:	107.2	:	107.1	102.5	:	104.5	:					
1989 12	88.6	84.5	:	104.8	:	91.2	87.7	:	104.0	:					

SITC 0-9 : GESAMTHANDEL

SITC 0-9 : TOTAL TRADE

CTCI 0-9 : COMMERCE
TOTAL

	Vereinigte Staaten United States of America Etats-Unis					Japan Japan Japon									
	VAL	VOL	VOL Δ%	UV	UV Δ%	VAL	VOL	VOL Δ%	UV	UV Δ%					
	Jährliche Indizes					Annual Indices					Indices annuels				
1989	102.1	101.9	:	100.2	:	93.4	92.8	:	100.7	:					
1990	100.0	100.0	-1.9	100.0	-0.2	100.0	100.0	7.8	100.0	-0.7					
1991	93.0	87.2	-12.8	106.6	6.6	97.5	93.4	-6.6	104.4	4.4					
1992	96.0	88.8	1.8	108.1	1.4	90.1	84.3	-9.7	106.9	2.4					
1993	109.7	95.5	7.5	114.9	6.3	99.6	87.5	3.8	113.8	6.5					
	Vierteljährliche Indizes					Quarterly Indices					Indices trimestriels				
1989 1	95.9	98.8	:	97.1	:	86.7	85.5	:	101.4	:					
1989 2	105.5	104.6	:	100.9	:	95.5	94.6	:	101.0	:					
1989 3	102.6	100.8	:	101.8	:	99.1	98.4	:	100.7	:					
1989 4	109.3	108.5	:	100.7	:	100.8	100.9	:	99.9	:					
1990 1	101.0	100.8	2.0	100.2	3.2	105.5	103.4	20.9	102.0	0.6					
1990 2	101.0	102.6	-1.9	98.4	-2.5	96.5	97.0	2.5	99.5	-1.5					
1990 3	97.4	96.8	-4.0	100.6	-1.2	96.8	97.7	-0.7	99.1	-1.6					
1990 4	100.0	99.2	-8.6	100.8	0.1	101.4	102.0	1.1	99.4	-0.5					
1991 1	82.2	80.4	-20.2	102.3	2.1	96.9	94.3	-8.8	102.8	0.8					
1991 2	92.4	87.2	-15.0	106.0	7.7	94.7	91.6	-5.6	103.4	3.9					
1991 3	97.1	88.1	-9.0	110.2	9.5	100.4	94.7	-3.1	106.0	7.0					
1991 4	101.9	95.0	-4.2	107.3	6.4	101.0	95.9	-6.0	105.3	5.9					
1992 1	91.8	84.1	4.6	109.1	6.6	94.2	86.3	-8.5	109.1	6.1					
1992 2	95.3	86.9	-0.3	109.7	3.5	86.7	80.6	-12.0	107.6	4.1					
1992 3	95.0	89.2	1.2	106.5	-3.4	91.3	86.6	-8.6	105.4	-0.6					
1992 4	104.2	97.3	2.4	107.1	-0.2	92.1	87.1	-9.2	105.7	0.4					
1993 1	95.3	83.6	-0.6	114.0	4.5	87.3	78.2	-9.4	111.6	2.3					
1993 2	106.9	93.4	7.5	114.5	4.4	90.9	80.2	-0.5	113.4	5.4					
1993 3	108.7	94.5	5.9	115.0	8.0	100.0	86.7	0.1	115.3	9.4					
1993 4	124.3	107.4	10.4	115.7	8.0	115.4	100.9	15.8	114.4	8.2					
	Monatliche Indizes					Monthly Indices					Indices mensuels				
1989 1	88.1	92.1	:	95.7	:	81.4	81.9	:	99.4	:					
1989 2	96.3	97.9	:	98.4	:	82.7	80.3	:	103.0	:					
1989 3	103.4	106.4	:	97.2	:	95.8	94.2	:	101.7	:					
1989 4	99.3	99.5	:	99.8	:	93.3	92.5	:	100.9	:					
1989 5	100.0	99.7	:	100.3	:	90.9	89.3	:	101.8	:					
1989 6	117.6	114.7	:	102.5	:	102.5	102.1	:	100.4	:					
1989 7	106.0	105.1	:	100.9	:	104.2	103.3	:	100.9	:					
1989 8	95.0	93.3	:	101.8	:	92.3	91.9	:	100.4	:					
1989 9	106.9	104.1	:	102.7	:	100.9	100.0	:	100.9	:					
1989 10	113.5	111.7	:	101.6	:	107.6	105.1	:	102.4	:					
1989 11	108.2	108.4	:	99.8	:	98.2	98.9	:	99.3	:					
1989 12	105.9	105.4	:	100.5	:	96.4	98.6	:	97.8	:					

SITC 0-9 : GESAMTHANDEL

SITC 0-9 : TOTAL TRADE

CTCI 0-9 : COMMERCE
TOTAL

	Vereinigte Staaten United States of America Etats-Unis					Japan Japan Japon					
	VAL	VOL	VOL Δ%	UV	UV Δ%	VAL	VOL	VOL Δ%	UV	UV Δ%	
	Monatliche Indizes			Monthly Indices			Indices mensuels				
1990 1	101.5	97.4	8.3	104.2	-0.2	93.9	90.8	5.3	103.4	-2.8	
1990 2	95.9	92.7	3.2	103.5	-2.1	90.8	87.4	5.0	103.9	-3.7	
1990 3	111.2	108.4	-1.5	102.6	-4.0	107.8	105.4	9.9	102.3	-6.0	
1990 4	106.4	103.2	5.5	103.1	-4.1	101.9	101.9	1.8	100.0	-6.4	
1990 5	112.5	111.4	8.2	101.0	-5.4	105.0	105.8	8.3	99.2	-8.0	
1990 6	102.1	100.6	-3.8	101.5	-8.7	96.2	96.2	-3.4	100.0	-7.4	
1990 7	97.7	96.9	14.7	100.8	-8.4	98.8	97.9	3.5	100.9	-6.4	
1990 8	86.4	89.0	5.7	97.1	-9.4	96.6	99.9	8.7	96.7	-9.4	
1990 9	80.4	83.1	-6.8	96.8	-11.8	95.8	98.3	-0.3	97.5	-7.7	
1990 10	104.8	107.8	4.3	97.2	-9.7	113.0	115.1	11.6	98.2	-6.5	
1990 11	94.2	98.9	2.1	95.2	-11.2	109.5	111.1	8.4	98.6	-5.6	
1990 12	85.3	89.1	5.4	95.7	-8.7	86.9	86.6	-1.3	100.4	-3.5	
1991 1	104.2	106.1	8.9	98.2	-5.8	106.4	106.1	16.9	100.3	-3.0	
1991 2	93.3	97.1	4.7	96.1	-7.1	93.2	91.6	4.8	101.7	-2.1	
1991 3	107.8	108.0	-0.4	99.8	-2.7	110.6	108.2	2.7	102.2	-0.1	
1991 4	127.9	122.3	18.5	104.6	1.5	127.1	121.5	19.2	104.6	4.6	
1991 5	117.7	111.9	0.4	105.2	4.2	114.3	107.5	1.6	106.3	7.2	
1991 6	108.6	100.6	0.0	108.0	6.4	111.7	105.3	9.5	106.1	6.1	
1991 7	117.1	107.0	10.4	109.4	8.5	121.8	112.9	15.3	107.9	6.9	
1991 8	93.9	89.1	0.1	105.4	8.5	104.8	96.5	-3.4	108.6	12.3	
1991 9	102.0	96.0	15.5	106.2	9.7	113.4	106.0	7.8	107.0	9.7	
1991 10	111.0	105.1	-2.5	105.6	8.6	124.4	116.4	1.1	106.9	8.9	
1991 11	107.0	102.9	4.0	104.0	9.2	121.1	110.7	-0.4	109.4	11.0	
1991 12	101.9	98.5	10.5	103.5	8.2	101.1	91.4	5.5	110.6	10.2	
1992 1	111.3	107.1	0.9	103.9	5.8	106.6	97.2	-8.4	109.7	9.4	
1992 2	108.6	103.4	6.5	105.0	9.3	108.2	95.3	4.0	113.5	11.6	
1992 3	126.1	118.2	9.4	106.7	6.9	125.7	111.0	2.6	113.2	10.8	
1992 4	116.2	108.1	-11.6	107.5	2.8	126.1	110.8	-8.8	113.8	8.8	
1992 5	104.4	97.6	-12.8	107.0	1.7	112.1	100.3	-6.7	111.8	5.2	
1992 6	99.0	93.8	-6.8	105.5	-2.3	114.7	101.4	-3.7	113.1	6.6	
1992 7	99.9	97.1	-9.3	102.9	-5.9	117.8	102.9	-8.9	114.5	6.1	
1992 8	79.4	79.0	-11.3	100.5	-4.6	94.0	83.9	-13.1	112.0	3.1	
1992 9	91.9	91.8	-4.4	100.1	-5.7	104.8	94.9	-10.5	110.4	3.2	
1992 10	98.0	95.5	-9.1	102.6	-2.8	118.9	104.5	-10.2	113.8	6.5	
1992 11	95.5	90.6	-12.0	105.4	1.3	109.7	95.7	-13.6	114.6	4.8	
1992 12	100.2	90.5	-8.1	110.7	7.0	103.0	86.8	-5.0	118.7	7.3	
1993 1	87.9	77.0	-28.1	114.2	9.9	89.9	73.7	-24.2	122.0	11.2	
1993 2	98.6	86.5	-16.3	114.0	8.6	92.0	75.2	-21.1	122.4	7.8	
1993 3	119.5	103.4	-12.5	115.6	8.3	118.8	94.2	-15.1	126.1	11.4	
1993 4	104.2	90.1	-16.7	115.6	7.5	111.4	88.5	-20.1	125.9	10.6	
1993 5	91.5	80.6	-17.4	113.5	6.1	96.7	77.4	-22.8	124.9	11.7	
1993 6	99.8	86.2	-8.1	115.8	9.8	105.5	83.1	-18.0	126.9	12.2	
1993 7	91.0	76.9	-20.8	118.4	15.1	97.0	74.1	-28.0	130.9	14.3	
1993 8	83.6	70.2	-11.1	119.1	18.5	94.4	72.1	-14.1	130.9	16.9	
1993 9	92.6	77.3	-15.8	119.8	19.7	105.6	79.8	-15.9	132.3	19.8	
1993 10	92.2	77.6	-18.7	118.8	15.8	105.7	78.5	-24.9	134.7	18.4	
1993 11	100.9	84.7	-6.5	119.1	13.0	104.4	76.9	-19.6	135.7	18.4	
1993 12	105.9	86.2	-4.8	122.8	10.9	98.8	72.4	-16.6	136.5	15.0	

SITC 0-9 : GESAMTHANDEL

SITC 0-9 : TOTAL TRADE

CTCI 0-9 : COMMERCE
TOTAL

	Vereinigte Staaten United States of America Etats-Unis					Japan Japan Japon									
	VAL	VOL	VOL Δ%	UV	UV Δ%	VAL	VOL	VOL Δ%	UV	UV Δ%					
	Monatliche Indizes					Monthly Indices					Indices mensuels				
1990 1	96.5	96.4	4.7	100.1	4.6	103.8	102.1	24.7	101.7	2.3					
1990 2	99.0	98.4	0.5	100.6	2.2	101.8	99.6	24.0	102.2	-0.8					
1990 3	107.5	107.5	1.0	100.0	2.9	111.0	108.7	15.4	102.1	0.4					
1990 4	95.2	97.2	-2.3	97.9	-1.9	92.1	92.0	-0.5	100.1	-0.8					
1990 5	103.4	104.2	4.5	99.2	-1.1	100.4	102.3	14.6	98.1	-3.6					
1990 6	104.5	106.4	-7.2	98.2	-4.2	96.9	96.6	-5.4	100.3	-0.1					
1990 7	109.3	109.2	3.9	100.1	-0.8	110.7	112.4	8.8	98.5	-2.4					
1990 8	93.6	93.1	-0.2	100.5	-1.3	91.1	91.9	0.0	99.1	-1.3					
1990 9	89.1	88.0	-15.5	101.2	-1.5	88.6	88.9	-11.1	99.7	-1.2					
1990 10	110.6	107.9	-3.4	102.5	0.9	117.2	118.4	12.7	99.0	-3.3					
1990 11	98.9	98.7	-8.9	100.2	0.4	96.2	96.6	-2.3	99.6	0.3					
1990 12	90.6	91.0	-13.7	99.6	-0.9	90.8	91.1	-7.6	99.7	1.9					
1991 1	79.1	77.6	-19.5	101.9	1.8	95.7	94.7	-7.2	101.1	-0.6					
1991 2	80.2	79.1	-19.6	101.4	0.8	98.2	95.4	-4.2	102.9	0.7					
1991 3	87.6	84.6	-21.3	103.5	3.5	96.9	92.8	-14.6	104.4	2.3					
1991 4	90.8	86.5	-11.0	105.0	7.3	97.8	94.6	2.8	103.4	3.3					
1991 5	90.7	85.1	-18.3	106.6	7.5	95.5	93.6	-8.5	102.0	4.0					
1991 6	95.8	90.0	-15.4	106.4	8.4	90.9	86.7	-10.2	104.8	4.5					
1991 7	107.0	96.6	-11.5	110.8	10.7	116.4	110.5	-1.7	105.3	6.9					
1991 8	90.1	81.6	-12.4	110.4	9.9	85.2	79.9	-13.1	106.6	7.6					
1991 9	94.1	86.1	-2.2	109.3	8.0	99.4	93.6	5.3	106.2	6.5					
1991 10	109.3	101.2	-6.2	108.0	5.4	106.6	100.5	-15.1	106.1	7.2					
1991 11	100.0	93.4	-5.4	107.1	6.9	100.7	96.9	0.3	103.9	4.3					
1991 12	96.9	90.6	-0.4	106.9	7.3	95.8	90.3	-0.9	106.1	6.4					
1992 1	85.1	78.8	1.5	108.0	6.0	90.9	83.9	-11.4	108.4	7.2					
1992 2	87.6	80.0	1.1	109.5	8.0	92.0	84.9	-11.0	108.4	5.3					
1992 3	102.8	93.7	10.8	109.7	6.0	99.4	90.1	-2.9	110.3	5.7					
1992 4	96.2	87.6	1.3	109.8	4.6	94.5	87.0	-8.0	108.6	5.0					
1992 5	91.4	82.7	-2.8	110.5	3.7	78.3	73.8	-21.2	106.1	4.0					
1992 6	98.2	90.3	0.3	108.8	2.3	87.4	81.0	-6.6	107.9	3.0					
1992 7	111.5	104.2	7.9	107.0	-3.4	98.7	93.6	-15.3	105.5	0.2					
1992 8	78.0	73.7	-9.7	105.9	-4.1	80.0	75.3	-5.8	106.2	-0.4					
1992 9	95.6	89.8	4.3	106.5	-2.6	95.1	90.8	-3.0	104.7	-1.4					
1992 10	107.0	101.0	-0.2	105.9	-1.9	100.2	96.3	-4.2	104.1	-1.9					
1992 11	97.6	90.5	-3.1	107.8	0.7	84.6	80.3	-17.1	105.3	1.3					
1992 12	108.4	100.6	11.0	107.8	0.8	91.2	84.5	-6.4	107.9	1.7					
1993 1	84.0	75.0	-4.8	112.0	3.7	79.5	72.5	-13.6	109.6	1.1					
1993 2	93.4	81.9	2.4	114.0	4.1	85.3	76.0	-10.5	112.2	3.5					
1993 3	108.5	93.9	0.2	115.6	5.4	97.1	86.1	-4.4	112.8	2.3					
1993 4	107.2	92.3	5.4	116.1	5.7	87.4	76.6	-12.0	114.1	5.1					
1993 5	100.5	87.5	5.8	114.9	4.0	81.7	71.9	-2.6	113.6	7.1					
1993 6	112.8	100.2	11.0	112.6	3.5	103.8	92.0	13.6	112.8	4.5					
1993 7	119.0	103.1	-1.1	115.4	7.9	106.9	93.7	0.1	114.1	8.2					
1993 8	95.6	83.1	12.8	115.1	8.7	88.9	76.8	2.0	115.7	8.9					
1993 9	111.4	97.2	8.2	114.6	7.6	104.0	89.5	-1.4	116.2	11.0					
1993 10	120.2	104.2	3.2	115.4	9.0	122.3	105.8	9.9	115.6	11.0					
1993 11	124.0	107.8	19.1	115.0	6.7	105.5	90.5	12.7	116.6	10.7					
1993 12	128.7	110.2	9.5	116.8	8.3	118.5	106.3	25.8	111.5	3.3					

SITC 00: LEBENDE TIERE,
AUSGENOMMEN SOLCHE
DES ABSCHNITTS 03

SITC 00: LIVE ANIMALS
OTHER THAN ANIMALS
OF DIVISION 03

CTCI 00: ANIMAUX VIVANTS
AUTRES QUE CEUX
FIGURANT DANS LA
DIVISION 03

	Intra-EU Intra-EU Intra-UE					Extra-EU Extra-EU Extra-UE									
	VAL	VOL	VOL Δ%	UV	UV Δ%	VAL	VOL	VOL Δ%	UV	UV Δ%					
	Jährliche Indizes					Annual Indices					Indices annuels				
1989	110.1	100.8	:	109.2	:	104.2	92.4	:	112.8	:					
1990	100.0	100.0	-0.8	100.0	-8.4	100.0	100.0	8.2	100.0	-11.3					
1991	107.0	109.9	9.9	97.4	-2.6	84.7	94.0	-6.0	90.1	-9.9					
1992	117.7	120.2	9.4	97.9	0.5	80.6	93.5	-0.5	86.2	-4.3					
1993	90.9	90.6	-24.6	100.3	2.5	78.0	86.1	-7.9	90.6	5.1					
	Vierteljährliche Indizes					Quarterly Indices					Indices trimestriels				
1989 1	102.1	96.5	:	105.8	:	93.1	80.8	:	115.2	:					
1989 2	91.6	85.2	:	107.5	:	99.1	89.2	:	111.1	:					
1989 3	106.0	94.1	:	112.6	:	112.3	98.2	:	114.4	:					
1989 4	126.1	114.2	:	110.4	:	110.0	99.3	:	110.8	:					
1990 1	108.9	103.0	6.7	105.7	-0.1	97.6	93.8	16.1	104.0	-9.7					
1990 2	90.3	83.8	-1.6	107.7	0.2	95.9	98.2	10.1	97.7	-12.1					
1990 3	95.9	95.0	1.0	100.9	-10.4	100.7	105.2	7.1	95.7	-16.3					
1990 4	119.0	132.2	15.8	90.0	-18.5	108.4	105.3	6.0	102.9	-7.1					
1991 1	101.6	105.9	2.8	95.9	-9.3	81.6	90.4	-3.6	90.3	-13.2					
1991 2	93.7	94.7	13.0	98.9	-8.2	87.7	97.3	-0.9	90.1	-7.8					
1991 3	104.0	105.9	11.5	98.2	-2.7	76.1	88.0	-16.3	86.5	-9.6					
1991 4	128.1	132.3	0.1	96.8	7.6	92.5	99.4	-5.6	93.1	-9.5					
1992 1	121.0	120.9	14.2	100.1	4.4	63.1	75.0	-17.0	84.1	-6.9					
1992 2	110.1	108.6	14.7	101.4	2.5	77.9	91.2	-6.3	85.4	-5.2					
1992 3	114.0	117.3	10.8	97.2	-1.0	80.3	93.1	5.8	86.2	-0.3					
1992 4	126.9	135.4	2.3	93.7	-3.2	101.5	115.1	15.8	88.2	-5.3					
1993 1	81.1	82.0	-32.2	98.9	-1.2	63.8	73.8	-1.6	86.5	2.9					
1993 2	81.3	78.2	-28.0	104.0	2.6	56.5	69.4	-23.9	81.4	-4.7					
1993 3	90.9	91.2	-22.3	99.7	2.6	71.8	77.3	-17.0	92.9	7.8					
1993 4	107.3	108.1	-20.2	99.3	6.0	120.1	124.1	7.8	96.8	9.8					
	Monatliche Indizes					Monthly Indices					Indices mensuels				
1989 1	98.3	92.0	:	106.8	:	77.3	67.5	:	114.5	:					
1989 2	97.7	93.6	:	104.4	:	82.9	72.8	:	113.9	:					
1989 3	110.3	103.9	:	106.2	:	119.4	102.3	:	116.7	:					
1989 4	94.4	89.1	:	106.0	:	98.9	88.5	:	111.8	:					
1989 5	92.3	85.9	:	107.5	:	102.1	90.7	:	112.6	:					
1989 6	88.1	80.7	:	109.2	:	96.2	88.3	:	108.9	:					
1989 7	84.9	76.6	:	110.9	:	73.6	67.3	:	109.4	:					
1989 8	100.2	87.8	:	114.1	:	107.4	98.3	:	109.3	:					
1989 9	132.9	118.0	:	112.6	:	156.0	128.9	:	121.0	:					
1989 10	135.0	121.7	:	110.9	:	98.1	91.7	:	107.0	:					
1989 11	129.1	116.5	:	110.8	:	105.9	92.4	:	114.6	:					
1989 12	114.0	104.2	:	109.4	:	126.1	113.8	:	110.8	:					

SITC 00: LEBENDE TIERE,
AUSGENOMMEN SOLCHÉ
DES ABSCHNITTS 03

SITC 00: LIVE ANIMALS
OTHER THAN ANIMALS
OF DIVISION 03

CTCI 00: ANIMAUX VIVANTS
AUTRES QUE CEUX
FIGURANT DANS LA
DIVISION 03

	Intra-EU Intra-EU Intra-UE					Extra-EU Extra-EU Extra-UE									
	VAL	VOL	VOL Δ%	UV	UV Δ%	VAL	VOL	VOL Δ%	UV	UV Δ%					
	Jährliche Indizes					Annual Indices					Indices annuels				
1989	111.4	101.3	:	110.0	:	84.6	79.8	:	106.0	:					
1990	100.0	100.0	-1.3	100.0	-9.1	100.0	100.0	25.3	100.0	-5.7					
1991	109.0	111.9	11.9	97.4	-2.6	104.2	128.0	28.0	81.4	-18.6					
1992	119.3	120.7	7.9	98.8	1.4	99.1	125.6	-1.9	78.9	-3.1					
1993	102.2	101.2	-16.2	101.0	2.2	136.3	162.5	29.4	83.9	6.3					
	Vierteljährliche Indizes					Quarterly Indices					Indices trimestriels				
1989 1	105.5	98.7	:	106.9	:	79.2	74.4	:	106.4	:					
1989 2	95.0	88.0	:	107.9	:	77.3	76.9	:	100.5	:					
1989 3	107.0	94.5	:	113.2	:	76.1	69.6	:	109.4	:					
1989 4	137.5	123.4	:	111.4	:	110.5	102.7	:	107.6	:					
1990 1	107.9	101.6	2.9	106.2	-0.7	110.0	111.8	50.3	98.4	-7.5					
1990 2	86.8	81.6	-7.3	106.4	-1.4	82.6	83.2	8.2	99.3	-1.2					
1990 3	90.9	92.1	-2.5	98.7	-12.8	68.2	67.4	-3.2	101.2	-7.5					
1990 4	115.0	125.4	1.6	91.7	-17.7	139.9	138.4	34.8	101.1	-6.0					
1991 1	103.7	109.4	7.7	94.8	-10.7	107.4	125.8 *	12.5	85.4 *	-13.2					
1991 2	94.8	95.5	17.0	99.3	-6.7	94.2	121.4 *	45.9	77.6 *	-21.9					
1991 3	105.6	108.2	17.5	97.6	-1.1	86.3	105.1	55.9	82.1	-18.9					
1991 4	131.7	134.4	7.2	98.0	6.9	126.1	155.9	12.6	80.9	-20.0					
1992 1	125.6	122.4	11.9	102.6	8.2	111.5	137.7	9.5	81.0	-5.2					
1992 2	109.1	106.8	11.8	102.2	2.9	96.4	125.9	3.7	76.6	-1.3					
1992 3	113.7	116.4	7.6	97.7	0.1	82.3	111.7	6.3	73.7	-10.2					
1992 4	129.5	138.2	2.8	93.7	-4.4	118.8	143.3	-8.1	82.9	2.5					
1993 1	94.8	94.2	-23.0	100.6	-1.9	106.2	139.0	0.9	76.4	-5.7					
1993 2	94.6	91.8	-14.0	103.0	0.8	106.7	132.9	5.6	80.3	4.8					
1993 3	104.9	105.6	-9.3	99.3	1.6	112.4	151.5	35.6	74.2	0.7					
1993 4	111.4	110.1	-20.3	101.2	8.0	220.3	226.6	58.1	97.2	17.2					
	Monatliche Indizes					Monthly Indices					Indices mensuels				
1989 1	99.0	94.0	:	105.3	:	83.7	80.0 *	:	104.6 *	:					
1989 2	105.0	98.7	:	106.4	:	81.4	74.3	:	109.5	:					
1989 3	112.5	103.4	:	108.8	:	72.3	68.9	:	105.0	:					
1989 4	96.0	89.7	:	107.0	:	91.5	89.6	:	102.1	:					
1989 5	97.7	92.1	:	106.1	:	67.6	70.9	:	95.3	:					
1989 6	91.1	82.2	:	110.8	:	72.7	70.1	:	103.7	:					
1989 7	85.1	77.8	:	109.4	:	59.3	58.3	:	101.7	:					
1989 8	111.5	97.9	:	113.9	:	86.3	76.6	:	112.7	:					
1989 9	124.3	107.8	:	115.3	:	82.8	73.8	:	112.2	:					
1989 10	143.4	125.6	:	114.2	:	98.0	91.5	:	107.1	:					
1989 11	145.7	130.9	:	111.3	:	130.4	119.2	:	109.4	:					
1989 12	123.3	113.7	:	108.4	:	103.0	97.3	:	105.9	:					

SITC 00: LEBENDE TIERE,
AUSGENOMMEN SOLCHE
DES ABSCHNITTS 03

SITC 00: LIVE ANIMALS
OTHER THAN ANIMALS
OF DIVISION 03

CTCI 00: ANIMAUX VIVANTS
AUTRES QUE CEUX
FIGURANT DANS LA
DIVISION 03

	Intra-EU Intra-EU Intra-UE					Extra-EU Extra-EU Extra-UE									
	VAL	VOL	VOL Δ%	UV	UV Δ%	VAL	VOL	VOL Δ%	UV	UV Δ%					
	Monatliche Indizes					Monthly Indices					Indices mensuels				
1990 1	118.2	112.6	22.4	105.0	-1.7	91.9	86.5	28.1	106.3	-7.2					
1990 2	102.8	97.1	3.7	105.9	1.4	96.4	94.8	30.2	101.7	-10.7					
1990 3	105.5	99.2	-4.5	106.4	0.2	104.1	100.0	-2.2	104.1	-10.8					
1990 4	96.3	89.0	-0.1	108.2	2.1	111.0	110.0	24.3	100.9	-9.7					
1990 5	92.0	85.0	-1.0	108.2	0.7	87.8	87.6	-3.4	100.2	-11.0					
1990 6	82.6	77.5	-4.0	106.6	-2.4	89.2	97.1	10.0	91.9	-15.6					
1990 7	84.5	77.0	0.5	109.7	-1.1	82.8	88.8	31.9	93.2	-14.8					
1990 8	91.2	93.3	6.3	97.8	-14.3	100.7	108.5	10.4	92.8	-15.1					
1990 9	111.9	114.7	-2.8	97.6	-13.3	118.8	118.3	-8.2	100.4	-17.0					
1990 10	136.5	148.5	22.0	91.9	-17.1	138.6	121.6	32.6	114.0	6.5					
1990 11	121.9	136.8	17.4	89.1	-19.6	82.9	86.4	-6.5	95.9	-16.3					
1990 12	98.8	111.5	7.0	88.6	-19.0	103.4	107.5	-5.5	96.2	-13.2					
1991 1	113.5	120.1	6.7	94.5	-10.0	81.2	90.8	5.0	89.4	-15.9					
1991 2	94.7	97.7	0.6	96.9	-8.5	70.7	80.3	-15.3	88.1	-13.4					
1991 3	96.7	100.0	0.8	96.7	-9.1	93.2	100.2	0.2	93.0	-10.7					
1991 4	98.9	102.1	14.7	96.9	-10.4	95.0	106.0	-3.6	89.6	-11.2					
1991 5	99.6	97.8	15.1	101.8	-5.9	96.6	105.7	20.7	91.4	-8.8					
1991 6	82.6	84.3	8.8	98.0	-8.1	71.0	80.0	-17.6	88.8	-3.4					
1991 7	94.3	95.3	23.8	99.0	-9.8	63.5	68.7	-22.6	92.5	-0.8					
1991 8	99.6	103.2	10.6	96.5	-1.3	78.3	87.4	-19.4	89.6	-3.4					
1991 9	118.0	119.1	3.8	99.1	1.5	86.4	107.2	-9.4	80.6	-19.7					
1991 10	139.0	144.5	-2.7	96.2	4.7	78.0	89.8	-26.2	86.9	-23.8					
1991 11	135.0	141.7	3.6	95.3	7.0	99.2	99.6	15.3	99.6	3.9					
1991 12	110.0	110.7	-0.7	99.4	12.2	100.2	108.6	1.0	92.3	-4.1					
1992 1	126.4	128.8	7.2	98.1	3.8	69.5	81.7	-10.0	85.1	-4.8					
1992 2	114.2	113.6	16.3	100.5	3.7	53.8	63.8	-20.5	84.4	-4.2					
1992 3	122.3	120.3	20.3	101.7	5.2	65.7	79.4	-20.8	82.8	-11.0					
1992 4	117.3	115.3	12.9	101.7	5.0	96.6	110.9	4.6	87.1	-2.8					
1992 5	106.8	105.4	7.8	101.3	-0.5	69.3	83.1	-21.4	83.4	-8.8					
1992 6	106.5	105.1	24.7	101.3	3.4	67.9	79.6	-0.5	85.3	-3.9					
1992 7	115.3	116.2	21.9	99.2	0.2	70.7	80.5	17.2	87.8	-5.1					
1992 8	100.7	103.7	0.5	97.1	0.6	72.5	83.8	-4.1	86.5	-3.5					
1992 9	126.3	132.0	10.8	95.7	-3.4	97.7	115.1	7.4	84.9	5.3					
1992 10	132.0	138.8	-3.9	95.1	-1.1	93.2	108.5	20.8	85.9	-1.2					
1992 11	123.0	131.3	-7.3	93.7	-1.7	103.9	116.5	17.0	89.2	-10.4					
1992 12	125.3	135.9	22.8	92.2	-7.2	107.5	120.4	10.9	89.3	-3.3					
1993 1	82.5	85.7	-33.5	96.3	-1.8	51.0	62.1	-24.0	82.1	-3.5					
1993 2	76.1	76.9	-32.3	98.9	-1.6	81.0	94.1	47.5	86.1	2.0					
1993 3	84.7	83.3	-30.8	101.7	0.0	59.5	65.2	-17.9	91.3	10.3					
1993 4	80.2	77.4	-32.9	103.6	1.9	52.7	64.0	-42.3	82.4	-5.4					
1993 5	84.1	81.3	-22.9	103.5	2.2	51.9	62.1	-25.3	83.5	0.1					
1993 6	79.9	76.1	-27.6	105.0	3.7	64.8	82.1	3.1	78.9	-7.5					
1993 7	88.9	87.2	-25.0	101.9	2.7	60.3	66.7	-17.1	90.4	3.0					
1993 8	81.1	82.8	-20.2	97.9	0.8	68.9	75.2	-10.3	91.6	5.9					
1993 9	102.7	103.5	-21.6	99.2	3.7	86.3	89.9	-21.9	96.0	13.1					
1993 10	99.7	103.9	-25.1	96.0	0.9	92.2	110.1	1.5	83.7	-2.6					
1993 11	90.7	91.5	-30.3	99.1	5.8	141.7	129.2	10.9	109.7	23.0					
1993 12	131.8	129.1	-5.0	102.1	10.7	126.5	132.5	10.0	95.5	6.9					

SITC 00: LEBENDE TIERE,
AUSGENOMMEN SOLCHE
DES ABSCHNITTS 03

SITC 00: LIVE ANIMALS
OTHER THAN ANIMALS
OF DIVISION 03

CTCI 00: ANIMAUX VIVANTS
AUTRES QUE CEUX
FIGURANT DANS LA
DIVISION 03

	Intra-EU Intra-EU Intra-UE					Extra-EU Extra-EU Extra-UE									
	VAL	VOL	VOL Δ%	UV	UV Δ%	VAL	VOL	VOL Δ%	UV	UV Δ%					
	Monatliche Indizes					Monthly Indices					Indices mensuels				
1990 1	118.0	109.3	16.3	108.0	2.6	131.0	132.5	65.6	98.9	-5.4					
1990 2	101.5	95.6	-3.1	106.2	-0.2	94.0	94.2	26.8	99.8	-8.9					
1990 3	103.8	99.7	-3.6	104.1	-4.3	105.0	108.7	57.8	96.6	-8.0					
1990 4	92.8	86.2	-3.9	107.7	0.7	86.0	86.3	-3.7	99.6	-2.4					
1990 5	90.1	84.9	-7.8	106.1	0.0	91.9	93.1	31.3	98.7	3.6					
1990 6	77.8	73.8	-10.2	105.4	-4.9	70.0	70.1 *	0.0	99.8 *	-3.8					
1990 7	80.0	76.0	-2.3	105.2	-3.8	57.6	56.5 *	-3.1	102.0 *	0.3					
1990 8	87.7	89.7	-8.4	97.8	-14.1	67.1	66.4	-13.3	101.0	-10.4					
1990 9	105.1	110.5	2.5	95.1	-17.5	80.2	79.5 *	7.7	100.9 *	-10.1					
1990 10	131.4	141.0	12.3	93.2	-18.4	145.9	155.0 *	69.4	94.1 *	-12.1					
1990 11	117.5	129.6	-1.0	90.7	-18.5	147.9	133.0	11.6	111.2	1.6					
1990 12	96.4	105.8	-6.9	91.1	-16.0	126.3	127.2	30.7	99.3	-6.2					
1991 1	117.2	125.6	14.9	93.3	-13.6	143.3	157.7 *	19.0	90.9 *	-8.1					
1991 2	92.2	96.2	0.6	95.8	-9.8	100.2	126.1 *	33.9	79.5 *	-20.3					
1991 3	101.4	106.2	6.5	95.5	-8.3	78.7	93.3	-14.2	84.4	-12.6					
1991 4	98.9	100.1	16.1	98.8	-8.3	101.9	141.0	63.4	72.3	-27.4					
1991 5	98.9	99.9	17.7	99.0	-6.7	95.2	110.7 *	18.9	86.0 *	-12.9					
1991 6	86.8	86.6	17.3	100.2	-4.9	85.4	111.6 *	59.2	76.5 *	-23.3					
1991 7	96.7	98.4	29.5	98.3	-6.6	89.3	100.1	77.2	89.2	-12.5					
1991 8	102.6	106.0	18.2	96.8	-1.0	79.7	97.9 *	47.4	81.4 *	-19.4					
1991 9	117.4	120.3	8.9	97.6	2.6	90.1	117.3	47.5	76.8	-23.9					
1991 10	145.2	149.7	6.2	97.0	4.1	119.2	157.0	1.3	75.9	-19.3					
1991 11	134.2	138.4	6.8	97.0	6.9	128.6	160.1	20.4	80.3	-27.8					
1991 12	115.5	115.0	8.7	100.4	10.2	130.6	150.1	18.0	87.0	-12.4					
1992 1	132.0	129.7	3.3	101.8	9.1	153.1	183.3	16.2	83.5	-8.1					
1992 2	116.5	113.2	17.7	102.9	7.4	79.0	98.1	-22.2	80.5	1.3					
1992 3	128.0	124.3	17.0	103.0	7.9	102.4	131.5	40.9	77.9	-7.7					
1992 4	118.3	116.2	16.1	101.8	3.0	97.9	128.7	-8.7	76.1	5.3					
1992 5	103.7	102.3	2.4	101.4	2.4	97.3	128.9	16.4	75.5	-12.2					
1992 6	105.5	101.9	17.7	103.5	3.3	94.1	120.2	7.7	78.3	2.4					
1992 7	112.0	112.6	14.4	99.5	1.2	71.5	99.0	-1.1	72.2	-19.1					
1992 8	100.5	103.4	-2.5	97.2	0.4	78.6	104.1	6.3	75.5	-7.2					
1992 9	128.7	133.1	10.6	96.7	-0.9	97.1	132.1	12.6	73.5	-4.3					
1992 10	135.5	142.6	-4.7	95.0	-2.1	106.1	138.5	-11.8	76.6	0.9					
1992 11	124.8	135.6	-2.0	92.0	-5.2	129.7	148.4	-7.3	87.4	8.8					
1992 12	128.6	136.5	18.7	94.2	-6.2	120.8	143.0	-4.7	84.5	-2.9					
1993 1	100.7	102.5	-21.0	98.2	-3.5	116.1	159.5 *	-13.0	72.8 *	-12.8					
1993 2	90.1	90.0	-20.5	100.1	-2.7	101.7	130.7	33.2	77.8	-3.4					
1993 3	93.6	90.2	-27.4	103.8	0.8	100.7	126.8	-3.6	79.4	1.9					
1993 4	96.4	94.8	-18.4	101.7	-0.1	105.9	137.3	6.7	77.1	1.3					
1993 5	91.6	88.3	-13.7	103.7	2.3	102.8	116.3	-9.8	88.4	17.1					
1993 6	95.9	92.5	-9.2	103.7	0.2	111.4	144.8	20.5	76.9	-1.8					
1993 7	86.1	84.8	-24.7	101.5	2.0	104.0	139.6	41.0	74.5	3.2					
1993 8	101.3	102.5	-0.9	98.8	1.6	113.5	153.2	47.2	74.1	-1.9					
1993 9	127.1	129.4	-2.8	98.2	1.6	119.7	161.6	22.3	74.1	0.8					
1993 10	108.0	110.3	-22.7	97.9	3.1	157.8	177.9	28.4	88.7	15.8					
1993 11	115.3	111.9	-17.5	103.0	12.0	259.0	262.1	76.6	98.8	13.0					
1993 12	111.2	108.1	-20.8	102.9	9.2	244.2	239.6	67.6	101.9	20.6					

SITC 01: FLEISCH UND
ZUBEREITUNGEN VON
FLEISCHSITC 01: MEAT AND MEAT
PREPARATIONSCTCI 01: VIANDES ET
PREPARATIONS DE VIANDE

	Intra-EU Intra-EU Intra-UE					Extra-EU Extra-EU Extra-UE									
	VAL	VOL	VOL Δ%	UV	UV Δ%	VAL	VOL	VOL Δ%	UV	UV Δ%					
	Jährliche Indizes					Annual Indices					Indices annuels				
1989	98.0	95.1	:	103.0	:	100.9	100.1	:	100.8	:					
1990	100.0	100.0	5.2	100.0	-2.9	100.0	100.0	-0.1	100.0	-0.8					
1991	108.2	110.3	10.3	98.1	-1.9	102.0	101.5	1.5	100.5	0.5					
1992	119.1	118.9	7.8	100.2	2.1	109.1	107.5	5.9	101.5	1.0					
1993	104.7	112.0	-5.8	93.5	-6.7	101.7	96.6	-10.1	105.3	3.7					
	Vierteljährliche Indizes					Quarterly Indices					Indices trimestriels				
1989 1	82.5	84.6	:	97.5	:	88.0	91.9	:	95.8	:					
1989 2	98.1	96.4	:	101.8	:	97.7	97.8	:	99.9	:					
1989 3	103.2	96.2	:	107.3	:	109.8	104.9	:	104.7	:					
1989 4	108.3	103.6	:	104.5	:	109.1	106.8	:	102.2	:					
1990 1	94.1	94.7	11.9	99.4	1.9	89.6	88.8	-3.4	100.9	5.3					
1990 2	99.5	96.1	-0.3	103.5	1.7	100.5	99.6	1.8	100.9	1.0					
1990 3	102.0	100.5	4.5	101.5	-5.4	102.4	102.8	-2.0	99.6	-4.9					
1990 4	104.4	108.8	5.0	96.0	-8.1	107.1	108.4	1.5	98.8	-3.3					
1991 1	98.0	102.9	8.7	95.2	-4.2	95.6	98.1	10.5	97.5	-3.4					
1991 2	108.0	108.9	13.3	99.2	-4.2	101.9	100.5	0.9	101.4	0.5					
1991 3	109.3	111.6	11.0	97.9	-3.5	99.2	97.1	-5.5	102.2	2.6					
1991 4	117.7	117.8	8.3	99.9	4.1	111.6	110.4	1.8	101.1	2.3					
1992 1	114.5	112.9	9.7	101.4	6.5	96.2	95.7	-2.4	100.5	3.1					
1992 2	118.0	114.8	5.4	102.8	3.6	118.7	116.4	15.8	102.0	0.6					
1992 3	120.1	119.6	7.2	100.4	2.6	110.7	111.1	14.4	99.6	-2.5					
1992 4	125.0	129.4	9.8	96.6	-3.3	110.8	106.7	-3.4	103.8	2.7					
1993 1	95.7	103.2	-8.6	92.7	-8.6	85.5	82.3	-14.0	103.9	3.4					
1993 2	99.8	104.4	-9.1	95.6	-7.0	106.1	102.7	-11.8	103.3	1.3					
1993 3	104.4	111.3	-6.9	93.8	-6.6	108.9	101.2	-8.9	107.6	8.0					
1993 4	110.6	120.3	-7.0	91.9	-4.9	106.3	100.3	-6.0	106.0	2.1					
	Monatliche Indizes					Monthly Indices					Indices mensuels				
1989 1	80.5	83.2	:	96.8	:	86.5	91.0	:	95.0	:					
1989 2	76.7	79.0	:	97.1	:	83.9	88.1	:	95.2	:					
1989 3	90.4	91.8	:	98.5	:	93.6	96.5	:	97.0	:					
1989 4	88.9	89.5	:	99.3	:	88.8	90.6	:	98.0	:					
1989 5	94.2	92.5	:	101.8	:	98.0	98.9	:	99.1	:					
1989 6	111.5	107.2	:	104.0	:	106.3	103.8	:	102.4	:					
1989 7	101.0	96.4	:	104.8	:	101.6	98.1	:	103.6	:					
1989 8	102.8	94.9	:	108.3	:	110.4	105.4	:	104.7	:					
1989 9	105.8	97.2	:	108.8	:	117.3	111.1	:	105.6	:					
1989 10	118.5	111.3	:	106.5	:	121.2	117.0	:	103.6	:					
1989 11	105.7	101.7	:	103.9	:	102.6	101.5	:	101.1	:					
1989 12	100.7	98.0	:	102.8	:	103.9	102.1	:	101.8	:					

SITC 01: FLEISCH UND
ZUBEREITUNGEN VON
FLEISCHSITC 01: MEAT AND MEAT
PREPARATIONSCTCI 01: VIANDES ET
PREPARATIONS DE VIANDE

	Intra-EU Intra-EU Intra-UE					Extra-EU Extra-EU Extra-UE									
	VAL	VOL	VOL Δ%	UV	UV Δ%	VAL	VOL	VOL Δ%	UV	UV Δ%					
	Jährliche Indizes					Annual Indices					Indices annuels				
1989	97.9	94.8	:	103.3	:	106.1	106.5	:	99.6	:					
1990	100.0	100.0	5.5	100.0	-3.2	100.0	100.0	-6.1	100.0	0.4					
1991	108.6	111.3	11.3	97.6	-2.4	115.1	123.4	23.4	93.3	-6.7					
1992	118.3	118.7	6.6	99.7	2.2	113.8	118.9	-3.6	95.7	2.6					
1993	110.1	117.6	-0.9	93.6	-6.1	123.7	123.7	4.0	100.0	4.5					
	Vierteljährliche Indizes					Quarterly Indices					Indices trimestriels				
1989 1	86.2	88.0	:	97.9	:	107.4	113.0	:	95.0	:					
1989 2	97.3	95.3	:	102.1	:	123.3	125.9	:	97.9	:					
1989 3	103.6	96.0	:	107.9	:	131.1	131.2	:	99.9	:					
1989 4	104.7	99.8	:	104.9	:	133.6	127.1	:	105.1	:					
1990 1	95.6	95.9	9.0	99.7	1.8	98.0	98.0	-13.3	100.0	5.3					
1990 2	99.8	96.1	0.8	103.9	1.8	105.3	102.6	-18.5	102.6	4.8					
1990 3	100.5	99.4	3.5	101.1	-6.3	95.5	92.1	-29.8	103.7	3.8					
1990 4	103.8	108.3	8.5	95.8	-8.7	98.5	104.5	-17.8	94.3	-10.3					
1991 1	99.0	104.2	8.7	95.0	-4.7	117.7	123.8	26.3	95.1	-4.9					
1991 2	106.8	108.3	12.7	98.6	-5.1	101.7	110.1	7.3	92.4	-9.9					
1991 3	110.7	114.0	14.7	97.1	-4.0	113.0	119.6	29.9	94.5	-8.9					
1991 4	117.8	118.6	9.5	99.3	3.7	122.8	134.3	28.5	91.4	-3.1					
1992 1	117.0	116.5	11.8	100.4	5.7	153.6	156.6	26.5	98.1	3.2					
1992 2	119.5	116.9	7.9	102.2	3.7	137.7	141.2	28.2	97.5	5.5					
1992 3	120.8	120.7	5.9	100.1	3.1	133.3	143.3	19.8	93.0	-1.6					
1992 4	123.1	127.7	7.7	96.4	-2.9	157.2	166.7	24.1	94.3	3.2					
1993 1	99.8	107.3	-7.9	93.0	-7.4	99.6	103.2	-34.1	96.5	-1.6					
1993 2	104.3	109.0	-6.8	95.7	-6.4	101.8	102.7	-27.3	99.1	1.6					
1993 3	114.6	122.6	1.6	93.5	-6.6	125.6	125.5	-12.4	100.1	7.6					
1993 4	120.8	130.9	2.5	92.3	-4.3	168.0	163.6	-1.9	102.7	8.9					
	Monatliche Indizes					Monthly Indices					Indices mensuels				
1989 1	82.9	85.6	:	96.9	:	102.2	109.2	:	93.6	:					
1989 2	81.3	83.4	:	97.5	:	104.9	110.0	:	95.4	:					
1989 3	94.1	95.0	:	99.1	:	115.1	119.9	:	96.0	:					
1989 4	88.6	89.4	:	99.1	:	123.1	128.5	:	95.8	:					
1989 5	99.3	97.4	:	101.9	:	126.2	129.3	:	97.6	:					
1989 6	104.0	99.2	:	104.8	:	120.4	119.8	:	100.5	:					
1989 7	94.9	89.9	:	105.6	:	116.5	118.6	:	98.2	:					
1989 8	104.1	95.9	:	108.6	:	121.2	122.1	:	99.3	:					
1989 9	111.7	102.2	:	109.3	:	155.7	152.9	:	101.8	:					
1989 10	107.6	100.5	:	107.1	:	148.0	140.7	:	105.2	:					
1989 11	108.2	103.5	:	104.5	:	129.4	120.6	:	107.3	:					
1989 12	98.2	95.2	:	103.2	:	123.7	120.2	:	102.9	:					

SITC 01: FLEISCH UND
ZUBEREITUNGEN VON
FLEISCHSITC 01: MEAT AND MEAT
PREPARATIONSCTCI 01: VIANDES ET
PREPARATIONS DE VIANDE

	Intra-EU Intra-EU Intra-UE					Extra-EU Extra-EU Extra-UE									
	VAL	VOL	VOL Δ%	UV	UV Δ%	VAL	VOL	VOL Δ%	UV	UV Δ%					
	Monatliche Indizes					Monthly Indices					Indices mensuels				
1990 1	94.6	95.5	14.8	99.1	2.4	88.6	87.9	-3.4	100.8	6.1					
1990 2	85.6	86.2	9.1	99.3	2.3	79.7	79.3	-10.0	100.5	5.6					
1990 3	102.2	102.4	11.5	99.8	1.3	100.4	99.1	2.7	101.3	4.4					
1990 4	95.5	93.6	4.6	102.0	2.7	105.7	103.4	14.1	102.2	4.3					
1990 5	102.5	98.9	6.9	103.6	1.8	101.1	100.8	1.9	100.3	1.2					
1990 6	100.6	95.9	-10.5	104.9	0.9	94.8	94.6	-8.9	100.2	-2.1					
1990 7	97.3	93.7	-2.8	103.8	-1.0	108.0	108.0	10.1	100.0	-3.5					
1990 8	101.6	100.2	5.6	101.4	-6.4	103.3	103.6	-1.7	99.7	-4.8					
1990 9	107.2	107.7	10.8	99.5	-8.5	95.9	96.9	-12.8	99.0	-6.3					
1990 10	108.5	112.1	0.7	96.8	-9.1	112.4	113.6	-2.9	98.9	-4.5					
1990 11	108.2	113.4	11.5	95.4	-8.2	100.4	102.6	1.1	97.9	-3.2					
1990 12	96.7	100.8	2.9	95.9	-6.7	108.3	108.8	6.6	99.5	-2.3					
1991 1	101.2	107.4	12.5	94.2	-4.9	102.5	104.3	18.7	98.3	-2.5					
1991 2	90.6	95.6	10.9	94.8	-4.5	86.0	89.0	12.2	96.6	-3.9					
1991 3	102.1	105.7	3.2	96.6	-3.2	98.3	100.8	1.7	97.5	-3.8					
1991 4	105.8	108.7	16.1	97.3	-4.6	99.3	99.3	-4.0	100.0	-2.2					
1991 5	111.2	110.8	12.0	100.4	-3.1	109.5	106.3	5.5	103.0	2.7					
1991 6	107.1	107.2	11.8	99.9	-4.8	96.9	95.9	1.4	101.0	0.8					
1991 7	108.0	110.8	18.2	97.5	-6.1	102.1	100.5	-6.9	101.6	1.6					
1991 8	106.1	109.2	9.0	97.2	-4.1	94.1	92.4	-10.8	101.8	2.1					
1991 9	113.5	114.8	6.6	98.9	-0.6	101.3	98.3	1.4	103.1	4.1					
1991 10	118.5	119.9	7.0	98.8	2.1	115.8	115.3	1.5	100.4	1.5					
1991 11	117.6	118.5	4.5	99.2	4.0	106.0	103.3	0.7	102.6	4.8					
1991 12	117.0	114.9	14.0	101.8	6.2	113.1	112.6	3.5	100.4	0.9					
1992 1	112.0	111.0	3.4	100.9	7.1	94.1	93.7	-10.2	100.4	2.1					
1992 2	112.2	111.2	16.3	100.9	6.4	84.5	83.9	-5.7	100.7	4.2					
1992 3	119.0	116.4	10.1	102.2	5.8	110.0	109.7	8.8	100.3	2.9					
1992 4	118.7	115.7	6.4	102.6	5.4	126.6	124.7	25.6	101.5	1.5					
1992 5	119.8	116.0	4.7	103.3	2.9	117.0	114.3	7.5	102.4	-0.6					
1992 6	115.6	112.7	5.1	102.6	2.7	112.9	110.4	15.1	102.3	1.3					
1992 7	121.7	120.1	8.4	101.3	3.9	116.0	116.0	15.4	100.0	-1.6					
1992 8	114.9	114.2	4.6	100.6	3.5	106.3	107.4	16.2	99.0	-2.8					
1992 9	123.5	124.4	8.4	99.3	0.4	109.5	109.9	11.8	99.6	-3.4					
1992 10	127.4	129.6	8.1	98.3	-0.5	120.8	119.4	3.6	101.2	0.8					
1992 11	119.2	122.8	3.6	97.1	-2.1	97.2	93.5	-9.5	104.0	1.4					
1992 12	128.2	135.7	18.1	94.5	-7.2	114.4	107.4	-4.6	106.5	6.1					
1993 1	89.8	97.5	-12.2	92.1	-8.7	74.8	71.3	-23.9	104.9	4.5					
1993 2	90.0	98.2	-11.7	91.6	-9.2	68.6	65.6	-21.8	104.5	3.8					
1993 3	107.3	113.8	-2.2	94.3	-7.7	113.1	109.9	0.2	102.9	2.6					
1993 4	93.7	98.6	-14.8	95.0	-7.4	102.9	100.0	-19.8	102.9	1.4					
1993 5	100.0	104.5	-9.9	95.7	-7.4	108.4	105.0	-8.1	103.2	0.8					
1993 6	105.8	110.2	-2.2	96.0	-6.4	107.0	103.1	-6.6	103.8	1.5					
1993 7	100.0	105.3	-12.3	95.0	-6.2	117.7	110.5	-4.7	106.5	6.5					
1993 8	104.1	110.6	-3.2	94.1	-6.5	104.6	96.6	-10.1	108.3	9.4					
1993 9	109.1	117.9	-5.2	92.5	-6.8	104.4	96.6	-12.1	108.1	8.5					
1993 10	99.3	110.1	-15.0	90.2	-8.2	108.5	102.7	-14.0	105.6	4.3					
1993 11	109.0	118.1	-3.8	92.3	-4.9	105.5	99.8	6.7	105.7	1.6					
1993 12	123.5	132.7	-2.2	93.1	-1.5	105.2	98.5	-8.3	106.8	0.3					

SITC 01: FLEISCH UND
ZUBEREITUNGEN VON
FLEISCHSITC 01: MEAT AND MEAT
PREPARATIONSCTCI 01: VIANDES ET
PREPARATIONS DE VIANDE

	Intra-EU Intra-EU Intra-UE					Extra-EU Extra-EU Extra-UE									
	VAL	VOL	VOL Δ%	UV	UV Δ%	VAL	VOL	VOL Δ%	UV	UV Δ%					
	Monatliche Indizes					Monthly Indices					Indices mensuels				
1990 1	95.7	96.5	12.7	99.2	2.4	97.7	99.5	-8.9	98.2	4.9					
1990 2	88.0	88.4	6.0	99.6	2.2	91.1	92.9	-15.5	98.1	2.8					
1990 3	103.2	103.0	8.4	100.2	1.1	105.4	101.8	-15.1	103.5	7.8					
1990 4	91.4	89.3	-0.1	102.4	3.3	98.4	95.5	-25.7	103.0	7.5					
1990 5	103.6	99.8	2.5	103.8	1.9	102.2	101.6	-21.4	100.6	3.1					
1990 6	104.2	99.0	-0.2	105.3	0.5	115.1	110.6	-7.7	104.1	3.6					
1990 7	98.4	94.6	5.2	104.0	-1.5	102.5	92.3	-22.2	111.0	13.0					
1990 8	99.3	98.1	2.3	101.2	-6.8	93.3	87.6	-28.3	106.5	7.3					
1990 9	104.0	105.6	3.3	98.5	-9.9	90.7	96.2	-37.1	94.3	-7.4					
1990 10	110.3	114.2	13.6	96.6	-9.8	110.1	116.4	-17.3	94.6	-10.1					
1990 11	106.7	112.1	8.3	95.2	-8.9	92.6	99.6	-17.4	93.0	-13.3					
1990 12	94.3	98.6	3.6	95.6	-7.4	93.1	97.5	-18.9	95.5	-7.2					
1991 1	102.4	108.7	12.6	94.2	-5.0	106.3	113.1	13.7	94.0	-4.3					
1991 2	90.4	95.6	8.1	94.6	-5.0	133.3	138.7	49.3	96.1	-2.0					
1991 3	104.0	108.3	5.1	96.0	-4.2	113.7	119.6	17.5	95.1	-8.1					
1991 4	101.7	104.8	17.4	97.0	-5.3	104.0	111.5	16.8	93.3	-9.4					
1991 5	114.5	115.1	15.3	99.5	-4.1	108.2	117.0	15.2	92.5	-8.1					
1991 6	104.3	105.1	6.2	99.2	-5.8	93.1	101.9	-7.9	91.4	-12.2					
1991 7	108.7	112.3	18.7	96.8	-6.9	112.0	118.1	28.0	94.8	-14.6					
1991 8	106.7	110.8	12.9	96.3	-4.8	104.0	111.0	26.7	93.7	-12.0					
1991 9	116.7	118.8	12.5	98.2	-0.3	123.1	129.7	34.8	94.9	0.6					
1991 10	122.9	125.5	9.9	97.9	1.3	131.0	144.8	24.4	90.5	-4.3					
1991 11	117.8	119.2	6.3	98.8	3.8	123.4	137.0	37.6	90.1	-3.1					
1991 12	112.8	111.2	12.8	101.4	6.1	113.7	121.1	24.2	93.9	-1.7					
1992 1	120.1	120.0	10.4	100.1	6.3	161.9	167.9	48.5	96.4	2.6					
1992 2	110.6	110.5	15.6	100.1	5.8	149.1	148.1	6.8	100.7	4.8					
1992 3	120.0	118.9	9.8	100.9	5.1	149.6	153.8	28.6	97.3	2.3					
1992 4	119.0	116.4	11.1	102.2	5.4	140.6	142.0	27.4	99.0	6.1					
1992 5	116.1	113.6	-1.3	102.2	2.7	131.1	134.1	14.6	97.8	5.7					
1992 6	123.6	120.8	14.9	102.3	3.1	141.4	147.6	44.8	95.8	4.8					
1992 7	121.9	120.6	7.4	101.1	4.4	143.1	152.1	28.8	94.1	-0.7					
1992 8	110.6	111.3	0.5	99.4	3.2	120.5	129.6	16.8	93.0	-0.7					
1992 9	130.1	130.2	9.6	99.9	1.7	136.1	148.3	14.3	91.8	-3.3					
1992 10	128.2	130.7	4.1	98.1	0.2	164.8	176.1	21.6	93.6	3.4					
1992 11	120.8	125.3	5.1	96.4	-2.4	145.9	154.1	12.5	94.7	5.1					
1992 12	120.2	127.1	14.3	94.6	-6.7	160.7	169.9	40.3	94.6	0.7					
1993 1	96.0	103.4	-13.8	92.8	-7.3	89.3	92.9	-44.7	96.1	-0.3					
1993 2	91.1	99.0	-10.4	92.0	-8.1	99.2	103.1	-30.4	96.2	-4.5					
1993 3	112.1	119.4	0.4	93.9	-6.9	110.2	113.5	-26.2	97.1	-0.2					
1993 4	102.0	107.8	-7.4	94.6	-7.4	104.4	104.5	-26.4	99.9	0.9					
1993 5	94.8	98.6	-13.2	96.1	-6.0	90.7	93.0	-30.6	97.5	-0.3					
1993 6	116.1	120.6	-0.2	96.3	-5.9	110.0	110.6	-25.1	99.5	3.9					
1993 7	107.4	113.1	-6.2	95.0	-6.0	106.4	105.7	-30.5	100.7	7.0					
1993 8	110.6	118.8	6.7	93.1	-6.3	120.1	121.3	-6.4	99.0	6.5					
1993 9	125.9	135.8	4.3	92.7	-7.2	150.4	149.5	0.8	100.6	9.6					
1993 10	114.8	127.1	-2.8	90.3	-8.0	159.8	149.9	-14.9	106.6	13.9					
1993 11	121.3	131.4	4.9	92.3	-4.3	157.4	155.4	0.8	101.3	7.0					
1993 12	126.6	134.1	5.5	94.4	-0.2	186.8	185.5	9.2	100.7	6.4					

SITC 02: MILCH UND
MILCHERZEUGNISSE;
VOGELLEIERSITC 02: DAIRY
PRODUCTS AND BIRD'S
EGGSCTCI 02: PRODUITS LAITIERS
ET OEUFS D'OISEAUX

	Intra-EU Intra-EU Intra-UE					Extra-EU Extra-EU Extra-UE									
	VAL	VOL	VOL Δ%	UV	UV Δ%	VAL	VOL	VOL Δ%	UV	UV Δ%					
	Jährliche Indizes					Annual Indices					Indices annuels				
1989	106.2	101.5	:	104.6	:	108.2	109.3	:	99.0	:					
1990	100.0	100.0	-1.5	100.0	-4.4	100.0	100.0	-8.5	100.0	1.0					
1991	109.0	109.1	9.1	99.9	-0.1	95.3	95.2	-4.8	100.1	0.1					
1992	122.9	120.6	10.5	101.9	2.0	89.0	89.7	-5.8	99.2	-0.9					
1993	117.2	111.4	-7.6	105.2	3.2	100.5	95.4	6.4	105.3	6.1					
	Vierteljährliche Indizes					Quarterly Indices					Indices trimestriels				
1989 1	101.3	97.8	:	103.6	:	70.2	75.3	:	93.2	:					
1989 2	108.6	104.3	:	104.1	:	97.1	98.2	:	98.9	:					
1989 3	107.9	102.7	:	105.1	:	108.5	109.4	:	99.2	:					
1989 4	106.3	100.7	:	105.6	:	153.3	150.6	:	101.8	:					
1990 1	102.5	99.6	1.8	102.9	-0.7	121.7	121.9	61.9	99.8	7.1					
1990 2	107.0	107.0	2.6	100.0	-3.9	95.8	96.3	-1.9	99.5	0.6					
1990 3	92.8	94.6	-7.9	98.1	-6.7	81.9	82.1	-25.0	99.7	0.5					
1990 4	97.9	99.0	-1.7	98.9	-6.3	102.8	101.8	-32.4	101.0	-0.8					
1991 1	96.8	96.4	-3.2	100.4	-2.4	85.2	87.3	-28.4	97.6	-2.2					
1991 2	109.7	110.8	3.6	99.0	-1.0	92.6	92.0	-4.5	100.7	1.2					
1991 3	111.9	113.0	19.5	99.0	0.9	82.8	82.4	0.4	100.5	0.8					
1991 4	117.6	116.2	17.4	101.2	2.3	121.3	120.0	17.9	101.1	0.1					
1992 1	111.6	110.3	14.4	101.2	0.8	70.1	70.5	-19.2	99.5	1.9					
1992 2	124.7	124.6	12.5	100.1	1.1	102.7	104.4	13.5	98.4	-2.3					
1992 3	124.7	123.1	8.9	101.3	2.3	81.1	82.3	-0.1	98.5	-2.0					
1992 4	131.0	124.9	7.5	104.9	3.7	102.7	102.4	-14.7	100.3	-0.8					
1993 1	105.3	99.7	-9.6	105.6	4.3	82.1	80.1	13.6	102.5	3.0					
1993 2	121.9	115.3	-7.5	105.7	5.6	95.7	91.0	-12.8	105.2	6.9					
1993 3	111.7	107.7	-12.5	103.7	2.4	95.4	89.8	9.1	106.2	7.8					
1993 4	122.4	115.9	-7.2	105.6	0.7	128.5	120.7	17.9	106.5	6.2					
	Monatliche Indizes					Monthly Indices					Indices mensuels				
1989 1	94.1	91.1	:	103.3	:	71.0	74.8	:	94.9	:					
1989 2	94.2	92.0	:	102.4	:	68.1	73.5	:	92.7	:					
1989 3	115.6	110.3	:	104.8	:	71.4	77.6	:	92.0	:					
1989 4	104.7	101.3	:	103.4	:	71.7	73.8	:	97.2	:					
1989 5	110.9	106.3	:	104.3	:	98.0	99.8	:	98.2	:					
1989 6	109.8	105.1	:	104.5	:	121.7	121.1	:	100.5	:					
1989 7	108.2	103.7	:	104.3	:	93.2	92.6	:	100.7	:					
1989 8	108.0	102.8	:	105.1	:	108.2	110.3	:	98.1	:					
1989 9	107.8	101.7	:	106.0	:	124.3	125.4	:	99.1	:					
1989 10	114.9	108.0	:	106.4	:	180.5	177.1	:	101.9	:					
1989 11	106.9	100.4	:	106.5	:	121.6	119.6	:	101.7	:					
1989 12	97.1	93.6	:	103.7	:	157.9	155.0	:	101.9	:					

SITC 02: MILCH UND
MILCHERZEUGNISSE;
VOGELLEIERSITC 02: DAIRY
PRODUCTS AND BIRD'S
EGGSCTCI 02: PRODUITS LAITIERS
ET OEUFS D'OISEAUX

	Intra-EU Intra-EU Intra-UE					Extra-EU Extra-EU Extra-UE									
	VAL	VOL	VOL Δ%	UV	UV Δ%	VAL	VOL	VOL Δ%	UV	UV Δ%					
	Jährliche Indizes					Annual Indices					Indices annuels				
1989	109.4	103.3	:	105.9	:	116.5	113.1	:	103.0	:					
1990	100.0	100.0	-3.2	100.0	-5.6	100.0	100.0	-11.6	100.0	-2.9					
1991	109.8	110.7	10.7	99.2	-0.8	103.2	108.0	8.0	95.6	-4.4					
1992	123.1	121.3	9.6	101.5	2.3	110.8	110.8	2.6	100.0	4.6					
1993	126.2	121.8	0.4	103.6	2.1	116.4	109.8	-0.9	106.0	6.0					
	Vierteljährliche Indizes					Quarterly Indices					Indices trimestriels				
1989 1	107.4	102.5	:	104.8	:	120.0	118.2	:	101.5	:					
1989 2	112.9	106.9	:	105.6	:	121.7	118.8	:	102.4	:					
1989 3	112.0	105.1	:	106.6	:	125.1	120.3	:	104.0	:					
1989 4	106.5	99.9	:	106.6	:	119.6	115.0	:	104.0	:					
1990 1	105.8	102.4	-0.1	103.3	-1.4	107.3	101.2	-14.4	106.0	4.4					
1990 2	106.9	107.1	0.2	99.8	-5.5	103.4	101.9	-14.2	101.5	-0.9					
1990 3	91.8	93.7	-10.8	98.0	-8.1	94.5	96.5	-19.8	97.9	-5.9					
1990 4	94.7	95.9	-4.0	98.7	-7.4	88.9	94.5	-17.8	94.1	-9.5					
1991 1	101.7	101.6	-0.8	100.1	-3.1	96.8	102.6	1.4	94.3	-11.0					
1991 2	107.9	110.2	2.9	97.9	-1.9	104.0	110.6	8.5	94.0	-7.4					
1991 3	111.5	113.7	21.3	98.1	0.1	116.7	121.6	26.0	96.0	-1.9					
1991 4	119.9	119.1	24.2	100.7	2.0	110.5	112.9	19.5	97.9	4.0					
1992 1	114.9	114.4	12.6	100.4	0.3	112.4	112.1	9.3	100.3	6.4					
1992 2	125.0	125.1	13.5	99.9	2.0	123.6	123.0	11.2	100.5	6.9					
1992 3	126.1	124.6	9.6	101.2	3.2	116.5	119.2	-2.0	97.7	1.8					
1992 4	127.7	122.3	2.7	104.4	3.7	114.3	112.7	-0.2	101.4	3.6					
1993 1	117.1	111.6	-2.4	104.9	4.5	117.1	112.9	0.7	103.7	3.4					
1993 2	132.5	127.5	1.9	103.9	4.0	124.8	120.2	-2.3	103.8	3.3					
1993 3	121.7	118.6	-4.8	102.6	1.4	112.7	104.6	-12.2	107.7	10.2					
1993 4	128.8	124.9	2.1	103.1	-1.2	110.8	101.5	-9.9	109.2	7.7					
	Monatliche Indizes					Monthly Indices					Indices mensuels				
1989 1	98.7	94.6	:	104.3	:	110.3	110.4	:	99.9	:					
1989 2	101.9	97.8	:	104.2	:	106.4	107.4	:	99.1	:					
1989 3	121.8	115.1	:	105.8	:	143.1	136.7	:	104.7	:					
1989 4	105.5	100.6	:	104.9	:	110.5	111.2	:	99.4	:					
1989 5	117.3	111.1	:	105.6	:	123.0	121.2	:	101.5	:					
1989 6	115.8	108.8	:	106.4	:	131.2	123.9	:	105.9	:					
1989 7	112.4	105.8	:	106.2	:	115.0	113.3	:	101.5	:					
1989 8	114.2	107.4	:	106.3	:	127.9	124.4	:	102.8	:					
1989 9	109.9	102.3	:	107.4	:	132.5	123.0	:	107.7	:					
1989 10	114.9	107.2	:	107.2	:	121.9	117.0	:	104.2	:					
1989 11	110.2	102.9	:	107.1	:	125.8	119.4	:	105.4	:					
1989 12	94.5	89.6	:	105.5	:	111.2	108.7	:	102.3	:					

SITC 02: MILCH UND
MILCHERZEUGNISSE;
VOGELEIERSITC 02: DAIRY
PRODUCTS AND BIRD'S
EGGSCTCI 02: PRODUITS LAITIERS
ET OEUFS D'OISEAUX

	Intra-EU Intra-EU Intra-UE					Extra-EU Extra-EU Extra-UE									
	VAL	VOL	VOL Δ%	UV	UV Δ%	VAL	VOL	VOL Δ%	UV	UV Δ%					
	Monatliche Indizes					Monthly Indices					Indices mensuels				
1990 1	98.2	94.3	3.5	104.1	0.8	136.4	136.8	82.9	99.7	5.1					
1990 2	93.2	90.5	-1.6	103.0	0.6	104.8	103.6	41.0	101.2	9.2					
1990 3	116.2	113.9	3.3	102.0	-2.7	123.7	125.3	61.5	98.7	7.3					
1990 4	109.7	109.6	8.2	100.1	-3.2	103.6	105.0	42.3	98.7	1.5					
1990 5	119.2	119.0	11.9	100.2	-3.9	94.9	94.9	-4.9	100.0	1.8					
1990 6	92.1	92.5	-12.0	99.6	-4.7	89.0	89.1	-26.4	99.9	-0.6					
1990 7	95.8	97.7	-5.8	98.1	-5.9	75.1	73.8	-20.3	101.7	1.0					
1990 8	90.6	92.6	-9.9	97.8	-6.9	77.0	77.9	-29.4	98.9	0.8					
1990 9	92.1	93.5	-8.1	98.5	-7.1	93.4	94.6	-24.6	98.7	-0.4					
1990 10	103.0	105.4	-2.4	97.7	-8.2	88.7	88.1	-50.3	100.7	-1.2					
1990 11	98.2	99.3	-1.1	98.9	-7.1	81.4	81.2	-32.1	100.3	-1.4					
1990 12	92.6	92.4	-1.3	100.2	-3.4	138.4	136.2	-12.1	101.6	-0.3					
1991 1	101.1	100.6	6.7	100.5	-3.5	61.6	62.0	-54.7	99.4	-0.3					
1991 2	88.6	88.1	-2.7	100.6	-2.3	62.4	64.2	-38.0	97.2	-4.0					
1991 3	100.6	100.4	-11.9	100.2	-1.8	131.6	135.7	8.3	97.0	-1.7					
1991 4	102.0	102.4	-6.6	99.6	-0.5	112.9	113.4	8.0	99.6	0.9					
1991 5	113.7	115.4	-3.0	98.5	-1.7	86.6	85.7	-9.7	101.0	1.0					
1991 6	113.1	114.5	23.8	98.8	-0.8	78.3	76.9	-13.7	101.8	1.9					
1991 7	114.5	116.2	18.9	98.5	0.4	98.1	98.5	33.5	99.6	-2.1					
1991 8	106.9	108.5	17.2	98.5	0.7	68.3	68.2	-12.5	100.2	1.3					
1991 9	114.1	114.2	22.1	99.9	1.4	82.2	80.7	-14.7	101.9	3.2					
1991 10	122.3	122.7	16.4	99.7	2.0	74.8	73.8	-16.2	101.3	0.6					
1991 11	112.6	110.6	11.4	101.8	2.9	108.7	106.8	31.5	101.8	1.5					
1991 12	118.2	115.4	24.9	102.4	2.2	180.6	179.5	31.8	100.6	-1.0					
1992 1	106.8	105.2	4.6	101.5	1.0	74.9	74.7	20.5	100.3	0.9					
1992 2	110.2	108.9	23.6	101.2	0.6	63.9	63.9	-0.5	100.0	2.9					
1992 3	117.6	116.7	16.2	100.8	0.6	71.7	72.9	-46.3	98.4	1.4					
1992 4	128.0	127.9	24.9	100.1	0.5	139.2	140.9	24.3	98.8	-0.8					
1992 5	119.5	119.7	3.7	99.8	1.3	91.8	93.7	9.3	98.0	-3.0					
1992 6	126.7	126.2	10.2	100.4	1.6	77.1	78.6	2.2	98.1	-3.6					
1992 7	132.4	132.3	13.9	100.1	1.6	74.3	75.9	-22.9	97.9	-1.7					
1992 8	118.0	116.8	7.6	101.0	2.5	77.3	78.0	14.4	99.1	-1.1					
1992 9	124.0	120.3	5.3	103.1	3.2	91.6	93.0	15.2	98.5	-3.3					
1992 10	134.5	128.6	4.8	104.6	4.9	114.1	114.8	55.6	99.4	-1.9					
1992 11	122.9	116.6	5.4	105.4	3.5	102.2	100.8	-5.6	101.4	-0.4					
1992 12	136.0	129.6	12.3	104.9	2.4	91.9	91.6	-49.0	100.3	-0.3					
1993 1	89.7	84.1	-20.1	106.7	5.1	75.6	74.1	-0.8	102.0	1.7					
1993 2	98.0	91.8	-15.7	106.7	5.4	62.7	62.1	-2.8	101.0	1.0					
1993 3	128.3	123.2	5.6	104.1	3.3	108.2	104.2	42.9	103.8	5.5					
1993 4	111.0	104.5	-18.3	106.2	6.1	111.7	106.5	-24.4	104.9	6.2					
1993 5	129.1	121.3	1.3	106.4	6.6	102.8	97.0	3.5	106.0	8.2					
1993 6	125.8	120.3	-4.7	104.6	4.2	72.5	69.4	-11.7	104.5	6.5					
1993 7	113.1	108.6	-17.9	104.1	4.0	108.1	101.5	33.7	106.5	8.8					
1993 8	112.8	109.4	-6.3	103.1	2.1	75.3	70.4	-9.7	106.9	7.9					
1993 9	109.1	105.2	-12.6	103.7	0.6	102.5	97.3	4.6	105.3	6.9					
1993 10	114.6	108.3	-15.8	105.8	1.1	77.4	73.9	-35.6	104.8	5.4					
1993 11	118.3	112.6	-3.4	105.1	-0.3	139.1	131.2	30.2	106.0	4.5					
1993 12	134.4	126.9	-2.1	105.9	1.0	169.2	157.0	71.4	107.8	7.5					

SITC 02: MILCH UND
MILCHERZEUGNISSE;
VOGELLEIERSITC 02: DAIRY
PRODUCTS AND BIRD'S
EGGSCTCI 02: PRODUITS LAITIERS
ET OEUFS D'OISEAUX

	Intra-EU Intra-EU Intra-UE					Extra-EU Extra-EU Extra-UE									
	VAL	VOL	VOL Δ%	UV	UV Δ%	VAL	VOL	VOL Δ%	UV	UV Δ%					
	Monatliche Indizes					Monthly Indices					Indices mensuels				
1990 1	102.6	98.3	3.9	104.4	0.1	108.7	101.6	-8.0	107.0	7.1					
1990 2	96.9	94.0	-3.9	103.1	-1.1	104.0	98.0	-8.8	106.1	7.1					
1990 3	117.8	114.9	-0.2	102.5	-3.1	109.0	104.0	-23.9	104.8	0.1					
1990 4	112.8	112.2	11.5	100.5	-4.2	100.7	98.1	-11.8	102.7	3.3					
1990 5	111.9	112.2	1.0	99.7	-5.6	111.3	109.1	-10.0	102.0	0.5					
1990 6	95.9	96.8	-11.0	99.1	-6.9	98.3	98.5	-20.5	99.8	-5.8					
1990 7	94.8	97.2	-8.1	97.5	-8.2	97.2	98.3	-13.2	98.9	-2.6					
1990 8	91.8	94.0	-12.5	97.7	-8.1	101.4	103.8	-16.6	97.7	-5.0					
1990 9	88.7	89.9	-12.1	98.7	-8.1	84.8	87.4	-28.9	97.0	-9.9					
1990 10	102.3	104.9	-2.1	97.5	-9.0	94.1	100.1	-14.4	94.0	-9.8					
1990 11	96.0	96.7	-6.0	99.3	-7.3	90.4	95.3	-20.2	94.9	-10.0					
1990 12	85.8	86.1	-3.9	99.6	-5.6	82.3	88.0	-19.0	93.5	-8.6					
1991 1	105.2	105.5	7.3	99.7	-4.5	100.2	104.6	3.0	95.8	-10.5					
1991 2	93.1	93.1	-1.0	100.0	-3.0	99.5	104.0	6.1	95.7	-9.8					
1991 3	107.0	106.4	-7.4	100.6	-1.9	90.4	99.1	-4.7	91.2	-13.0					
1991 4	103.6	105.2	-6.2	98.5	-2.0	101.5	107.8	9.9	94.2	-8.3					
1991 5	112.6	115.3	2.8	97.7	-2.0	103.3	108.9	-0.2	94.9	-7.0					
1991 6	107.7	110.3	13.9	97.6	-1.5	107.0	114.9	16.6	93.1	-6.7					
1991 7	112.7	115.4	18.7	97.7	0.2	119.5	125.0	27.2	95.6	-3.3					
1991 8	107.9	110.3	17.3	97.8	0.1	111.0	116.8	12.5	95.0	-2.8					
1991 9	114.2	115.5	28.5	98.9	0.2	119.7	123.0	40.7	97.3	0.3					
1991 10	132.9	133.6	27.4	99.5	2.1	121.4	122.8	22.7	98.9	5.2					
1991 11	112.6	111.7	15.5	100.8	1.5	102.2	105.8	11.0	96.6	1.8					
1991 12	114.2	111.9	30.0	102.1	2.5	108.1	110.3	25.3	98.0	4.8					
1992 1	115.3	115.1	9.1	100.2	0.5	122.3	124.9	19.4	97.9	2.2					
1992 2	104.4	103.3	11.0	101.1	1.1	105.7	103.3	-0.7	102.3	6.9					
1992 3	125.0	124.9	17.4	100.1	-0.5	109.3	108.1	9.1	101.1	10.9					
1992 4	123.0	123.1	17.0	99.9	1.4	121.9	116.8	8.3	104.4	10.8					
1992 5	118.0	118.2	2.5	99.8	2.1	122.7	125.1	14.9	98.1	3.4					
1992 6	134.1	134.1	21.6	100.0	2.5	126.4	127.2	10.7	99.4	6.8					
1992 7	133.2	133.1	15.3	100.1	2.5	129.0	131.9	5.5	97.8	2.3					
1992 8	117.2	116.5	5.6	100.6	2.9	106.2	109.6	-6.2	96.9	2.0					
1992 9	127.9	124.3	7.6	102.9	4.0	114.1	116.1	-5.6	98.3	1.0					
1992 10	135.7	130.9	-2.0	103.7	4.2	118.1	117.4	-4.4	100.6	1.7					
1992 11	122.5	117.2	4.9	104.5	3.7	112.3	110.2	4.2	101.9	5.5					
1992 12	124.6	118.7	6.1	105.0	2.8	112.4	110.4	0.1	101.8	3.9					
1993 1	111.4	107.2	-6.9	103.9	3.7	109.1	105.4	-15.6	103.5	5.7					
1993 2	104.6	99.6	-3.6	105.0	3.9	116.4	112.1	8.5	103.8	1.5					
1993 3	135.0	128.0	2.5	105.5	5.4	125.8	121.2	12.1	103.8	2.7					
1993 4	128.2	121.3	-1.5	105.7	5.8	112.0	107.2	-8.2	104.5	0.1					
1993 5	129.4	125.8	6.4	102.9	3.1	115.4	111.2	-11.1	103.8	5.8					
1993 6	139.8	135.3	0.9	103.3	3.3	147.1	142.3	11.9	103.4	4.0					
1993 7	122.2	119.3	-10.4	102.4	2.3	102.0	95.6	-27.5	106.7	9.1					
1993 8	119.5	115.5	-0.9	103.5	2.9	113.0	105.2	-4.0	107.4	10.8					
1993 9	123.2	121.0	-2.7	101.8	-1.1	123.1	113.0	-2.7	108.9	10.8					
1993 10	126.5	122.7	-6.3	103.1	-0.6	105.4	96.8	-17.5	108.9	8.3					
1993 11	129.4	125.5	7.1	103.1	-1.3	110.6	101.0	-8.3	109.5	7.5					
1993 12	130.6	126.7	6.7	103.1	-1.8	116.5	106.7	-3.4	109.2	7.3					

EU Einfuhr
SITC 03: FISCH,
KREBSTIERE, WEICHTIERE
U.S.W.; ZUBEREITUNGEN
DARAUS

EU Imports
SITC 03: FISH,
CRUSTACEANS AND
MOLLUSCS AND
PREPARATIONS THEREOF

Importations UE
CTCI 03: POISSONS,
CRUSTACES, MOLLUSQUES
ETC. ET PREPARATIONS

	Intra-EU Intra-EU Intra-UE					Extra-EU Extra-EU Extra-UE									
	VAL	VOL	VOL Δ%	UV	UV Δ%	VAL	VOL	VOL Δ%	UV	UV Δ%					
	Jährliche Indizes					Annual Indices					Indices annuels				
1989	88.7	93.3	:	95.1	:	91.0	88.8	:	102.5	:					
1990	100.0	100.0	7.2	100.0	5.2	100.0	100.0	12.6	100.0	-2.4					
1991	109.9	103.1	3.1	106.6	6.6	113.5	106.4	6.4	106.7	6.7					
1992	106.0	102.8	-0.3	103.1	-3.3	112.8	110.9	4.2	101.7	-4.7					
1993	101.1	101.2	-1.6	99.9	-3.1	103.2	103.2	-6.9	100.0	-1.7					
	Vierteljährliche Indizes					Quarterly Indices					Indices trimestriels				
1989 1	79.2	83.3	:	95.1	:	77.6	74.5	:	104.2	:					
1989 2	85.1	90.5	:	94.0	:	94.2	89.7	:	105.0	:					
1989 3	83.0	87.5	:	94.9	:	93.8	92.8	:	101.1	:					
1989 4	109.2	113.6	:	96.1	:	105.8	105.4	:	100.4	:					
1990 1	88.0	89.0	6.8	98.9	4.0	84.5	84.0	12.8	100.6	-3.5					
1990 2	95.6	97.5	7.7	98.0	4.3	100.2	99.1	10.5	101.1	-3.7					
1990 3	95.4	95.5	9.1	99.9	5.3	100.4	101.1	8.9	99.3	-1.8					
1990 4	119.5	116.5	2.6	102.6	6.8	115.4	116.3	10.3	99.2	-1.2					
1991 1	102.2	98.3	10.4	104.0	5.2	94.1	91.4	8.8	103.0	2.4					
1991 2	106.9	100.4	3.0	106.5	8.7	113.1	104.2	5.1	108.5	7.3					
1991 3	104.5	95.8	0.3	109.1	9.2	116.9	107.7	6.5	108.5	9.3					
1991 4	127.2	119.0	2.1	106.9	4.2	129.0	121.5	4.5	106.2	7.1					
1992 1	100.5	96.7	-1.6	103.9	-0.1	106.1	101.5	11.1	104.5	1.5					
1992 2	102.0	98.1	-2.3	104.0	-2.3	118.0	114.8	10.2	102.8	-5.3					
1992 3	102.0	98.8	3.1	103.2	-5.4	118.0	119.3	10.8	98.9	-8.8					
1992 4	120.4	118.5	-0.4	101.6	-5.0	127.0	125.6	3.4	101.1	-4.8					
1993 1	87.3	87.6	-9.4	99.7	-4.0	87.2	87.0	-14.3	100.2	-4.1					
1993 2	92.4	91.9	-6.3	100.5	-3.4	100.9	100.8	-12.2	100.1	-2.6					
1993 3	98.8	98.2	-0.6	100.6	-2.5	102.6	102.5	-14.1	100.1	1.2					
1993 4	122.7	123.9	4.6	99.0	-2.6	122.0	122.4	-2.5	99.7	-1.4					
	Monatliche Indizes					Monthly Indices					Indices mensuels				
1989 1	74.3	78.9	:	94.2	:	81.8	78.5	:	104.2	:					
1989 2	75.7	81.1	:	93.3	:	71.8	68.8	:	104.4	:					
1989 3	87.6	89.8	:	97.6	:	79.3	76.3	:	103.9	:					
1989 4	82.2	86.2	:	95.4	:	93.0	88.2	:	105.4	:					
1989 5	89.4	95.6	:	93.5	:	93.8	90.2	:	104.0	:					
1989 6	83.3	89.5	:	93.1	:	95.9	90.7	:	105.7	:					
1989 7	78.5	83.0	:	94.6	:	93.1	90.7	:	102.7	:					
1989 8	80.2	84.3	:	95.1	:	90.9	90.8	:	100.1	:					
1989 9	90.4	95.2	:	95.0	:	97.4	96.9	:	100.5	:					
1989 10	106.0	112.3	:	94.4	:	111.1	111.2	:	99.9	:					
1989 11	111.3	117.0	:	95.1	:	108.2	106.8	:	101.3	:					
1989 12	110.1	111.5	:	98.7	:	98.1	98.2	:	99.9	:					

EU Ausfuhr
SITC 03: FISCHE,
KREBSTIERE, WEICHTIERE
U.S.W.; ZUBEREITUNGEN
DARAUS

EU Exports
SITC 03: FISH,
CRUSTACEANS AND
MOLLUSCS AND
PREPARATIONS THEREOF

Exportations UE
CTCI 03: POISSONS,
CRUSTACES, MOLLUSQUES
ETC. ET PREPARATIONS

	Intra-EU Intra-EU Intra-UE					Extra-EU Extra-EU Extra-UE									
	VAL	VOL	VOL Δ%	UV	UV Δ%	VAL	VOL	VOL Δ%	UV	UV Δ%					
	Jährliche Indizes					Annual Indices					Indices annuels				
1989	90.1	94.8	:	95.0	:	103.4	103.1	:	100.3	:					
1990	100.0	100.0	5.5	100.0	5.3	100.0	100.0	-3.0	100.0	-0.3					
1991	108.2	101.9	1.9	106.2	6.2	107.8	104.6	4.6	103.1	3.1					
1992	103.9	100.1	-1.8	103.8	-2.3	102.6	104.9	0.3	97.8	-5.1					
1993	106.7	105.4	5.3	101.2	-2.5	104.9	105.5	0.6	99.4	1.6					
	Vierteljährliche Indizes					Quarterly Indices					Indices trimestriels				
1989 1	79.4	83.2	:	95.4	:	101.8	97.0	:	104.9	:					
1989 2	85.3	90.7	:	94.1	:	112.6	111.4	:	101.1	:					
1989 3	86.4	91.0	:	94.9	:	98.2	100.5	:	97.7	:					
1989 4	109.7	114.9	:	95.5	:	128.2	130.4	:	98.3	:					
1990 1	91.6	92.7	11.4	98.8	3.6	98.7	95.4	-1.6	103.5	-1.3					
1990 2	93.6	95.7	5.5	97.8	3.9	105.5	104.1	-6.6	101.3	0.2					
1990 3	93.8	93.7	3.0	100.1	5.5	80.0	82.2	-18.2	97.3	-0.4					
1990 4	121.1	117.9	2.6	102.7	7.5	115.3	117.9	-9.6	97.8	-0.5					
1991 1	100.2	96.4	4.0	103.9	5.2	105.6	104.2	9.2	101.3	-2.1					
1991 2	101.7	96.1	0.4	105.8	8.2	101.9	96.7	-7.1	105.4	4.0					
1991 3	103.3	95.3	1.7	108.4	8.3	97.9	94.6	15.1	103.5	6.4					
1991 4	125.6	117.7	-0.2	106.7	3.9	118.8	116.0	-1.6	102.4	4.7					
1992 1	104.1	99.8	3.5	104.3	0.4	108.8	107.3	3.0	101.4	0.1					
1992 2	104.9	100.4	4.5	104.5	-1.2	108.2	110.2	14.0	98.2	-6.8					
1992 3	101.1	97.0	1.8	104.2	-3.9	102.7	107.1	13.2	95.9	-7.3					
1992 4	123.8	120.7	2.5	102.6	-3.8	139.3	145.0	25.0	96.1	-6.2					
1993 1	93.6	92.1	-7.7	101.6	-2.6	97.6	96.3	-10.3	101.4	0.0					
1993 2	99.7	98.4	-2.0	101.3	-3.1	94.8	93.3	-15.3	101.6	3.5					
1993 3	102.6	102.0	5.2	100.6	-3.5	90.6	95.7	-10.6	94.7	-1.3					
1993 4	129.7	128.0	6.0	101.3	-1.3	136.4	136.8	-5.7	99.7	3.7					
	Monatliche Indizes					Monthly Indices					Indices mensuels				
1989 1	73.3	77.5	:	94.6	:	100.7	96.6	:	104.2	:					
1989 2	75.8	80.6	:	94.1	:	98.9	94.4	:	104.8	:					
1989 3	88.7	91.4	:	97.1	:	105.5	99.9	:	105.6	:					
1989 4	80.8	85.6	:	94.4	:	102.4	101.6	:	100.8	:					
1989 5	88.5	93.9	:	94.2	:	114.7	108.7	:	105.5	:					
1989 6	86.9	92.7	:	93.7	:	120.8	123.8	:	97.6	:					
1989 7	77.6	81.6	:	95.1	:	81.3	81.5	:	99.7	:					
1989 8	81.7	86.4	:	94.6	:	102.5	106.3	:	96.4	:					
1989 9	99.8	105.1	:	95.0	:	110.8	113.5	:	97.6	:					
1989 10	106.0	112.0	:	94.6	:	117.4	121.5	:	96.6	:					
1989 11	113.3	119.6	:	94.7	:	138.3	143.5	:	96.4	:					
1989 12	109.9	113.1	:	97.2	:	128.8	126.3	:	102.0	:					

SITC 03: FISCHE,
KREBSTIERE, WEICHTIERE
U.S.W.; ZUBEREITUNGEN
DARAUS

SITC 03: FISH,
CRUSTACEANS AND
MOLLUSCS AND
PREPARATIONS THEREOF

CTCI 03: POISSONS,
CRUSTACES, MOLLUSQUES
ETC. ET PREPARATIONS

	Intra-EU Intra-EU Intra-UE					Extra-EU Extra-EU Extra-UE									
	VAL	VOL	VOL Δ%	UV	UV Δ%	VAL	VOL	VOL Δ%	UV	UV Δ%					
	Monatliche indizes					Monthly Indices					Indices mensuels				
1990 1	85.8	87.7	11.2	97.8	3.8	90.6	90.4	15.2	100.2	-3.8					
1990 2	83.0	83.0	2.3	100.0	7.2	76.6	76.2	10.8	100.5	-3.7					
1990 3	95.2	96.2	7.1	99.0	1.4	86.4	85.5	12.1	101.1	-2.7					
1990 4	93.8	95.1	10.3	98.6	3.4	99.8	97.2	10.2	102.7	-2.6					
1990 5	98.3	102.0	6.7	96.4	3.1	103.7	103.9	15.2	99.8	-4.0					
1990 6	94.4	95.4	6.6	99.0	6.3	97.0	96.1	6.0	100.9	-4.5					
1990 7	92.7	92.6	11.6	100.1	5.8	103.8	102.4	12.9	101.4	-1.3					
1990 8	92.6	93.0	10.3	99.6	4.7	100.7	102.9	13.3	97.9	-2.2					
1990 9	100.7	100.8	5.9	99.9	5.2	96.5	97.9	1.0	98.6	-1.9					
1990 10	115.8	116.1	3.4	99.7	5.6	124.7	125.6	12.9	99.3	-0.6					
1990 11	124.3	122.7	4.9	101.3	6.5	116.2	117.4	9.9	99.0	-2.3					
1990 12	118.7	110.8	-0.6	107.1	8.5	105.3	106.0	7.9	99.3	-0.6					
1991 1	98.3	93.7	6.8	104.9	7.3	102.4	99.3	9.8	103.1	2.9					
1991 2	96.9	95.0	14.5	102.0	2.0	86.9	85.2	11.8	102.0	1.5					
1991 3	111.6	106.2	10.4	105.1	6.2	93.2	89.6	4.8	104.0	2.9					
1991 4	108.3	101.7	6.9	106.5	8.0	115.4	106.5	9.6	108.4	5.6					
1991 5	111.4	104.7	2.6	106.4	10.4	112.7	103.7	-0.2	108.7	8.9					
1991 6	101.2	95.0	-0.4	106.5	7.6	110.9	102.4	6.6	108.3	7.3					
1991 7	99.9	92.6	0.0	107.9	7.8	119.6	109.5	6.9	109.2	7.7					
1991 8	98.8	90.7	-2.5	108.9	9.3	110.1	101.7	-1.2	108.3	10.6					
1991 9	114.9	104.2	3.4	110.3	10.4	120.7	111.8	14.2	108.0	9.5					
1991 10	123.3	114.0	-1.8	108.2	8.5	136.6	128.9	2.6	106.0	6.7					
1991 11	126.2	118.8	-3.2	106.2	4.8	132.2	123.3	5.0	107.2	8.3					
1991 12	132.3	124.2	12.1	106.5	-0.6	118.5	112.4	6.0	105.4	6.1					
1992 1	97.8	94.1	0.4	103.9	-1.0	115.1	110.1	10.9	104.5	1.4					
1992 2	97.5	95.7	0.7	101.9	-0.1	93.9	90.2	5.9	104.1	2.1					
1992 3	105.9	100.3	-5.6	105.6	0.5	109.2	104.3	16.4	104.7	0.7					
1992 4	105.2	99.7	-2.0	105.5	-0.9	119.3	114.2	7.2	104.5	-3.6					
1992 5	99.8	96.8	-7.5	103.1	-3.1	112.1	107.9	4.1	103.9	-4.4					
1992 6	100.9	97.7	2.8	103.3	-3.0	122.5	122.1	19.2	100.3	-7.4					
1992 7	104.4	100.9	9.0	103.5	-4.1	122.0	122.9	12.2	99.3	-9.1					
1992 8	89.2	86.3	-4.9	103.4	-5.1	107.4	108.7	6.9	98.8	-8.8					
1992 9	111.9	109.1	4.7	102.6	-7.0	124.4	126.2	12.9	98.6	-8.7					
1992 10	117.3	117.7	3.2	99.7	-7.9	123.8	124.2	-3.6	99.7	-5.9					
1992 11	107.6	106.7	-10.2	100.8	-5.1	121.3	119.0	-3.5	101.9	-4.9					
1992 12	136.5	131.1	5.6	104.1	-2.3	136.0	133.7	19.0	101.7	-3.5					
1993 1	79.1	76.8	-18.4	103.0	-0.9	87.8	86.4	-21.5	101.6	-2.8					
1993 2	84.4	86.2	-9.9	97.9	-3.9	84.7	85.3	-5.4	99.3	-4.6					
1993 3	98.8	99.9	-0.4	98.9	-6.3	89.0	89.4	-14.3	99.5	-5.0					
1993 4	91.0	87.8	-11.9	103.6	-1.8	99.9	99.4	-13.0	100.5	-3.8					
1993 5	90.4	92.6	-4.3	97.6	-5.3	89.5	90.9	-15.8	98.5	-5.2					
1993 6	95.7	95.2	-2.6	100.5	-2.7	113.3	112.2	-8.1	101.0	0.7					
1993 7	96.2	95.4	-5.5	100.8	-2.6	104.1	104.4	-15.1	99.7	0.4					
1993 8	92.5	91.0	5.4	101.6	-1.7	99.9	98.8	-9.1	101.1	2.3					
1993 9	107.8	108.2	-0.8	99.6	-2.9	104.0	104.3	-17.4	99.7	1.1					
1993 10	111.4	113.8	-3.3	97.9	-1.8	111.4	113.8	-8.4	97.9	-1.8					
1993 11	117.0	120.0	12.5	97.5	-3.3	129.1	129.7	9.0	99.5	-2.4					
1993 12	139.6	137.8	5.1	101.3	-2.7	125.6	123.7	-7.5	101.5	-0.2					

EU Ausfuhr
SITC 03: FISCHE,
KREBSTIERE, WEICHTIERE
U.S.W.; ZUBEREITUNGEN
DARAUS

EU Exports
SITC 03: FISH,
CRUSTACEANS AND
MOLLUSCS AND
PREPARATIONS THEREOF

Exportations UE
CTCI 03: POISSONS,
CRUSTACES, MOLLUSQUES
ETC. ET PREPARATIONS

	Intra-EU Intra-EU Intra-UE					Extra-EU Extra-EU Extra-UE									
	VAL	VOL	VOL Δ%	UV	UV Δ%	VAL	VOL	VOL Δ%	UV	UV Δ%					
	Monatliche Indizes					Monthly Indices					Indices mensuels				
1990 1	87.4	89.5	15.5	97.7	3.3	90.6	85.8	-11.2	105.6	1.3					
1990 2	90.0	90.4	12.2	99.6	5.8	93.7	90.1	-4.6	104.0	-0.8					
1990 3	97.1	98.1	7.3	99.0	2.0	112.2	110.5	10.6	101.5	-3.9					
1990 4	89.3	90.5	5.7	98.7	4.6	105.6	105.0	3.3	100.6	-0.2					
1990 5	96.8	100.2	6.7	96.6	2.5	94.6	97.9	-9.9	96.6	-8.4					
1990 6	94.7	96.4	4.0	98.2	4.8	116.1	109.3	-11.7	106.2	8.8					
1990 7	90.4	89.7	9.9	100.8	6.0	75.0	74.6	-8.5	100.6	0.9					
1990 8	89.3	89.7	3.8	99.6	5.3	76.8	78.5	-26.2	97.8	1.5					
1990 9	101.7	101.8	-3.1	99.9	5.2	88.0	93.3	-17.8	94.3	-3.4					
1990 10	118.2	117.4	4.8	100.7	6.4	126.7	130.9	7.7	96.8	0.2					
1990 11	125.5	123.9	3.6	101.3	7.0	111.7	115.2	-19.7	97.0	0.6					
1990 12	119.6	112.5	-0.5	106.3	9.4	107.7	107.7	-14.7	100.0	-2.0					
1991 1	95.2	90.0	0.6	105.8	8.3	101.5	101.6	18.4	99.9	-5.4					
1991 2	95.4	94.0	4.0	101.5	1.9	105.4	105.0	16.5	100.4	-3.5					
1991 3	109.7	105.2	7.2	104.3	5.4	109.8	106.1	-4.0	103.5	2.0					
1991 4	100.4	95.1	5.1	105.6	7.0	97.0	91.4	-13.0	106.1	5.5					
1991 5	106.4	100.7	0.5	105.7	9.4	106.5	102.7	4.9	103.7	7.3					
1991 6	97.9	92.3	-4.3	106.1	8.0	102.5	96.1	-12.1	106.7	0.5					
1991 7	97.5	90.6	1.0	107.6	6.7	102.4	98.5	32.0	104.0	3.4					
1991 8	98.4	90.4	0.8	108.9	9.3	88.2	85.5	8.9	103.1	5.4					
1991 9	113.8	104.9	3.0	108.5	8.6	103.3	99.9	7.1	103.4	9.7					
1991 10	121.5	113.2	-3.6	107.3	6.6	124.0	123.0	-6.0	100.8	4.1					
1991 11	128.0	120.4	-2.8	106.3	4.9	116.7	113.7	-1.3	102.6	5.8					
1991 12	127.4	119.6	6.3	106.5	0.2	115.6	111.4	3.4	103.8	3.8					
1992 1	100.8	95.9	6.6	105.1	-0.7	105.8	105.1	3.4	100.7	0.8					
1992 2	101.2	98.3	4.6	102.9	1.4	100.1	98.3	-6.4	101.8	1.4					
1992 3	110.1	105.0	-0.2	104.9	0.6	120.5	118.6	11.8	101.6	-1.8					
1992 4	106.6	101.1	6.3	105.4	-0.2	111.4	111.7	22.2	99.7	-6.0					
1992 5	100.4	96.2	-4.5	104.4	-1.2	99.3	100.4	-2.2	98.9	-4.6					
1992 6	107.6	103.9	12.6	103.6	-2.4	114.0	118.6	23.4	96.1	-9.9					
1992 7	101.3	97.6	7.7	103.8	-3.5	110.8	115.4	17.2	96.0	-7.7					
1992 8	87.7	83.6	-7.5	104.9	-3.7	91.5	93.7	9.6	97.6	-5.3					
1992 9	114.4	109.9	4.8	104.1	-4.1	106.1	112.4	12.5	94.4	-8.7					
1992 10	121.8	121.0	6.9	100.7	-6.2	135.9	146.1	18.8	93.0	-7.7					
1992 11	116.8	115.4	-4.2	101.2	-4.8	126.9	131.0	15.2	96.9	-5.6					
1992 12	132.8	125.6	5.0	105.7	-0.8	155.4	157.9	41.7	98.4	-5.2					
1993 1	87.7	83.3	-13.1	105.3	0.2	92.0	90.2	-14.2	102.0	1.3					
1993 2	89.2	90.7	-7.7	98.4	-4.4	94.6	91.6	-6.8	103.3	1.5					
1993 3	103.8	102.3	-2.6	101.5	-3.2	106.1	107.0	-9.8	99.2	-2.4					
1993 4	98.3	95.5	-5.5	102.9	-2.4	89.3	85.9	-23.1	104.0	4.3					
1993 5	94.7	95.3	-0.9	99.4	-4.8	88.9	89.0	-11.4	99.9	1.0					
1993 6	106.0	104.4	0.5	101.5	-2.0	106.2	105.1	-11.4	101.0	5.1					
1993 7	96.5	94.1	-3.6	102.6	-1.2	88.8	93.4	-19.1	95.1	-0.9					
1993 8	98.1	98.4	17.7	99.7	-5.0	86.9	91.3	-2.6	95.2	-2.5					
1993 9	113.2	113.4	3.2	99.8	-4.1	96.2	102.4	-8.9	93.9	-0.5					
1993 10	122.8	121.5	0.4	101.1	0.4	128.4	134.9	-7.7	95.2	2.4					
1993 11	123.4	125.7	8.9	98.2	-3.0	122.3	124.9	-4.7	97.9	1.0					
1993 12	142.6	136.7	8.8	104.3	-1.3	158.3	150.6	-4.6	105.1	6.8					

SITC 04: GETREIDE UND
GETREIDEERZEUGNISSESITC 04: CEREALS AND
CEREAL PREPARATIONSCTCI 04: CEREALES ET
PREPARATIONS A BASE DE
CEREALES

	Intra-EU Intra-EU Intra-UE					Extra-EU Extra-EU Extra-UE									
	VAL	VOL	VOL Δ%	UV	UV Δ%	VAL	VOL	VOL Δ%	UV	UV Δ%					
	Jährliche Indizes					Annual Indices					Indices annuels				
1989	95.6	94.8	:	100.8	:	106.4	99.3	:	107.2	:					
1990	100.0	100.0	5.5	100.0	-0.8	100.0	100.0	0.7	100.0	-6.7					
1991	117.0	112.9	12.9	103.6	3.6	92.8	81.8	-18.2	113.4	13.4					
1992	120.0	117.2	3.8	102.4	-1.2	85.4	67.0	-18.1	127.4	12.3					
1993	112.0	112.7	-3.8	99.4	-2.9	88.4	65.5	-2.2	135.0	6.0					
	Vierteljährliche Indizes					Quarterly Indices					Indices trimestriels				
1989 1	92.9	92.4	:	100.5	:	139.7	142.0	:	98.4	:					
1989 2	101.8	99.4	:	102.4	:	101.6	92.1	:	110.3	:					
1989 3	90.8	89.9	:	101.0	:	94.7	79.2	:	119.6	:					
1989 4	97.5	98.3	:	99.2	:	100.3	92.9	:	108.0	:					
1990 1	101.9	103.0	11.5	98.9	-1.6	123.4	122.7	-13.6	100.6	2.2					
1990 2	98.7	97.9	-1.5	100.8	-1.6	116.4	116.1	26.1	100.3	-9.1					
1990 3	93.1	93.3	3.8	99.8	-1.2	72.5	71.4	-9.8	101.5	-15.1					
1990 4	106.0	105.5	7.3	100.5	1.3	87.2	88.7	-4.5	98.3	-9.0					
1991 1	118.4	114.2	10.9	103.7	4.9	86.3	79.9	-34.9	108.0	7.4					
1991 2	123.4	116.6	19.1	105.8	5.0	93.4	81.0	-30.2	115.3	15.0					
1991 3	101.8	98.5	5.6	103.4	3.6	110.7	102.1	43.0	108.4	6.8					
1991 4	120.1	118.4	12.2	101.4	0.9	78.2	61.6	-30.6	127.0	29.2					
1992 1	125.0	120.8	5.8	103.5	-0.2	105.8	86.6	8.4	122.2	13.1					
1992 2	121.0	116.2	-0.3	104.1	-1.6	87.6	68.3	-15.7	128.2	11.2					
1992 3	112.5	111.6	13.3	100.8	-2.5	65.3	47.3	-53.7	138.1	27.4					
1992 4	124.6	123.2	4.1	101.1	-0.3	83.3	65.9	7.0	126.4	-0.5					
1993 1	104.1	100.1	-17.1	104.0	0.5	91.6	69.9	-19.3	131.0	7.2					
1993 2	109.7	103.0	-11.4	106.5	2.3	79.8	61.2	-10.4	130.4	1.7					
1993 3	109.9	113.7	1.9	96.7	-4.1	74.9	54.1	14.4	138.4	0.2					
1993 4	124.3	133.8	8.6	92.9	-8.1	110.2	78.8	19.6	139.8	10.6					
	Monatliche Indizes					Monthly Indices					Indices mensuels				
1989 1	88.7	87.2	:	101.7	:	145.4	150.2	:	96.8	:					
1989 2	92.4	92.0	:	100.4	:	105.8	107.4	:	98.5	:					
1989 3	97.7	98.2	:	99.5	:	168.2	168.4	:	99.9	:					
1989 4	102.4	101.9	:	100.5	:	105.4	104.5	:	100.9	:					
1989 5	101.5	98.4	:	103.2	:	93.5	84.7	:	110.4	:					
1989 6	101.4	97.9	:	103.6	:	105.8	86.6	:	122.2	:					
1989 7	83.4	82.1	:	101.6	:	103.4	86.0	:	120.2	:					
1989 8	96.0	95.0	:	101.1	:	86.0	70.8	:	121.5	:					
1989 9	92.8	92.6	:	100.2	:	95.1	80.9	:	117.5	:					
1989 10	101.2	102.2	:	99.0	:	110.5	98.7	:	112.0	:					
1989 11	102.0	102.7	:	99.3	:	102.3	97.2	:	105.2	:					
1989 12	89.4	90.1	:	99.2	:	88.1	82.5	:	106.8	:					

SITC 04: GETREIDE UND
GETREIDEERZEUGNISSESITC 04: CEREALS AND
CEREAL PREPARATIONSCTCI 04: CEREALES ET
PREPARATIONS A BASE DE
CEREALES

	Intra-EU Intra-EU Intra-UE					Extra-EU Extra-EU Extra-UE									
	VAL	VOL	VOL Δ%	UV	UV Δ%	VAL	VOL	VOL Δ%	UV	UV Δ%					
	Jährliche Indizes					Annual Indices					Indices annuels				
1989	93.0	92.5	:	100.5	:	115.0	105.8	:	108.7	:					
1990	100.0	100.0	8.1	100.0	-0.5	100.0	100.0	-5.5	100.0	-8.0					
1991	110.2	107.6	7.6	102.4	2.4	83.3	91.4	-8.6	91.1	-8.9					
1992	118.1	116.9	8.6	101.0	-1.4	108.6	112.9	23.5	96.2	5.6					
1993	115.5	116.4	-0.4	99.2	-1.8	105.3	101.6	-10.0	103.6	7.7					
	Vierteljährliche Indizes					Quarterly Indices					Indices trimestriels				
1989 1	92.8	91.7	:	101.2	:	130.3	123.0	:	105.9	:					
1989 2	93.1	91.4	:	101.9	:	131.3	116.4	:	112.8	:					
1989 3	88.1	88.4	:	99.7	:	86.2	80.1	:	107.6	:					
1989 4	93.3	94.1	:	99.2	:	104.8	97.0	:	108.0	:					
1990 1	104.6	104.7	14.2	99.9	-1.3	151.2	140.0	13.8	108.0	2.0					
1990 2	102.5	101.7	11.3	100.8	-1.1	110.1	107.5	-7.6	102.4	-9.2					
1990 3	95.4	95.8	8.4	99.6	-0.1	80.8	83.2	3.9	97.1	-9.8					
1990 4	101.3	101.6	8.0	99.7	0.5	77.4	88.8	-8.5	87.2	-19.3					
1991 1	119.0	116.1	10.9	102.5	2.6	84.8	99.3	-29.1	85.4	-20.9					
1991 2	108.1	102.6	0.9	105.4	4.6	84.5	92.3	-14.1	91.6	-10.5					
1991 3	96.2	94.7	-1.1	101.6	2.0	71.7	73.5	-11.7	97.6	0.5					
1991 4	114.8	114.5	12.7	100.3	0.6	86.1	94.2	6.1	91.4	4.8					
1992 1	127.5	125.6	8.2	101.5	-1.0	116.4	121.0	21.9	96.2	12.6					
1992 2	116.2	113.3	10.4	102.6	-2.7	119.7	120.5	30.6	99.3	8.4					
1992 3	111.5	112.1	18.4	99.5	-2.1	100.8	106.7	45.2	94.5	-3.2					
1992 4	118.2	117.8	2.9	100.3	0.0	114.4	120.8	28.2	94.7	3.6					
1993 1	119.7	113.9	-9.3	105.1	3.5	114.1	109.2	-9.8	104.5	8.6					
1993 2	112.8	106.7	-5.8	105.7	3.0	118.2	107.0	-11.2	110.5	11.3					
1993 3	109.5	115.3	2.9	95.0	-4.5	88.3	86.8	-18.7	101.7	7.6					
1993 4	121.0	130.8	11.0	92.5	-7.8	102.1	104.9	-13.2	97.3	2.7					
	Monatliche Indizes					Monthly Indices					Indices mensuels				
1989 1	90.8	90.6	:	100.2	:	115.1	110.4	:	104.3	:					
1989 2	88.5	87.7	:	100.9	:	144.2	137.3	:	105.0	:					
1989 3	98.9	96.8	:	102.2	:	131.7	121.5	:	108.4	:					
1989 4	91.4	89.9	:	101.7	:	165.0	147.7	:	111.7	:					
1989 5	99.4	97.5	:	101.9	:	116.2	102.8	:	113.0	:					
1989 6	88.8	86.9	:	102.2	:	113.1	98.9	:	114.4	:					
1989 7	87.0	86.2	:	100.9	:	86.7	79.9	:	108.5	:					
1989 8	88.1	88.6	:	99.4	:	77.7	73.5	:	105.7	:					
1989 9	89.5	90.4	:	99.0	:	94.0	86.8	:	108.3	:					
1989 10	105.7	107.6	:	98.2	:	113.9	104.1	:	109.4	:					
1989 11	89.3	89.3	:	100.0	:	108.6	100.9	:	107.6	:					
1989 12	85.2	85.5	:	99.7	:	91.8	85.8	:	107.0	:					

SITC 04: GETREIDE UND
GETREIDEERZEUGNISSESITC 04: CEREALS AND
CEREAL PREPARATIONSCTCI 04: CEREALES ET
PREPARATIONS A BASE DE
CEREALES

	Intra-EU Intra-EU Intra-UE					Extra-EU Extra-EU Extra-UE									
	VAL	VOL	VOL Δ%	UV	UV Δ%	VAL	VOL	VOL Δ%	UV	UV Δ%					
	Monatliche Indizes					Monthly Indices					Indices mensuels				
1990 1	93.8	93.7	7.5	100.1	-1.6	137.1	137.7	-8.3	99.6	2.9					
1990 2	95.0	95.9	4.2	99.1	-1.3	109.4	107.3	-0.1	102.0	3.6					
1990 3	116.8	119.4	21.6	97.8	-1.7	123.5	122.9	-27.0	100.5	0.6					
1990 4	100.7	101.7	-0.2	99.0	-1.5	110.0	107.6	3.0	102.2	1.3					
1990 5	97.0	95.4	-3.0	101.7	-1.5	148.7	150.1	77.2	99.1	-10.2					
1990 6	98.5	96.7	-1.2	101.9	-1.6	90.4	90.5	4.5	99.9	-18.2					
1990 7	92.1	92.1	12.2	100.0	-1.6	84.2	87.2	1.4	96.6	-19.6					
1990 8	96.5	96.8	1.9	99.7	-1.4	72.9	70.1	-1.0	104.0	-14.4					
1990 9	90.8	90.9	-1.8	99.9	-0.3	60.2	56.6	-30.0	106.4	-9.4					
1990 10	116.8	116.9	14.4	99.9	0.9	85.3	76.8	-22.2	111.1	-0.8					
1990 11	103.6	102.9	0.2	100.7	1.4	82.5	85.1	-12.4	97.0	-7.8					
1990 12	97.6	96.7	7.3	100.9	1.7	93.8	104.1	26.2	90.1	-15.6					
1991 1	114.8	111.2	18.7	103.2	3.1	81.5	76.2	-44.7	106.9	7.3					
1991 2	113.9	110.0	14.7	103.5	4.4	82.6	76.3	-28.9	108.3	6.2					
1991 3	126.6	121.5	1.8	104.2	6.5	94.8	87.3	-29.0	108.6	8.1					
1991 4	141.8	136.3	34.0	104.0	5.1	126.3	112.8	4.8	112.0	9.6					
1991 5	121.9	113.9	19.4	107.0	5.2	91.5	78.1	-48.0	117.1	18.2					
1991 6	106.6	99.6	3.0	107.0	5.0	62.2	52.0	-42.5	119.6	19.7					
1991 7	94.5	90.3	-2.0	104.7	4.7	140.3	124.5	42.8	112.7	16.7					
1991 8	97.0	94.4	-2.5	102.8	3.1	103.4	103.7	47.9	99.7	-4.1					
1991 9	114.0	110.9	22.0	102.8	2.9	88.3	78.1	38.0	113.1	6.3					
1991 10	128.2	126.7	8.4	101.2	1.3	86.7	66.4	-13.5	130.5	17.5					
1991 11	116.3	114.4	11.2	101.7	1.0	75.9	60.2	-29.3	126.1	30.0					
1991 12	115.5	113.9	17.8	101.4	0.5	72.5	58.4	-43.9	124.1	37.7					
1992 1	117.7	113.7	2.2	103.5	0.3	113.8	95.0	24.7	119.8	12.1					
1992 2	123.6	120.0	9.1	103.0	-0.5	103.8	84.6	10.9	122.7	13.3					
1992 3	133.7	128.8	6.0	103.8	-0.4	100.1	80.3	-8.0	124.6	14.7					
1992 4	132.8	128.4	-5.8	103.4	-0.6	137.6	112.0	-0.7	122.9	9.7					
1992 5	119.0	113.8	-0.1	104.6	-2.2	74.3	54.3	-30.5	136.8	16.8					
1992 6	111.1	106.5	6.9	104.3	-2.5	50.7	38.5	-26.0	131.7	10.1					
1992 7	106.1	103.7	14.8	102.3	-2.3	83.0	58.3	-53.2	142.4	26.4					
1992 8	109.5	109.3	15.8	100.2	-2.5	47.2	35.2	-66.1	134.1	34.5					
1992 9	122.2	122.0	10.0	100.2	-2.5	65.7	48.3	-38.2	136.0	20.2					
1992 10	127.4	127.0	0.2	100.3	-0.9	75.6	58.1	-12.5	130.2	-0.2					
1992 11	117.8	115.7	1.1	101.8	0.1	84.3	68.4	13.6	123.3	-2.2					
1992 12	128.5	126.9	11.4	101.3	-0.1	89.9	71.1	21.7	126.4	1.9					
1993 1	88.1	86.0	-24.4	102.4	-1.1	77.4	59.2	-37.7	130.8	9.2					
1993 2	103.0	98.6	-17.8	104.5	1.5	87.0	66.5	-21.4	130.9	6.7					
1993 3	121.0	115.6	-10.2	104.7	0.9	110.3	84.0	4.6	131.3	5.4					
1993 4	114.1	106.6	-17.0	107.0	3.5	125.2	95.0	-15.2	131.8	7.2					
1993 5	112.1	106.0	-6.9	105.8	1.1	65.8	50.1	-7.7	131.3	-4.0					
1993 6	102.9	96.4	-9.5	106.7	2.3	48.5	38.6	0.3	125.7	-4.6					
1993 7	104.5	105.2	1.4	99.3	-2.9	74.9	54.5	-6.5	137.5	-3.4					
1993 8	113.1	117.2	7.2	96.5	-3.7	60.5	44.4	26.1	136.2	1.6					
1993 9	112.4	118.7	-2.7	94.7	-5.5	89.2	63.4	31.3	140.7	3.5					
1993 10	116.3	124.6	-1.9	93.3	-7.0	90.0	64.4	10.8	139.8	7.4					
1993 11	122.9	132.4	14.4	92.8	-8.8	101.7	72.1	5.4	141.1	14.4					
1993 12	133.8	144.3	13.7	92.7	-8.5	138.5	99.8	40.4	138.8	9.8					

SITC 04: GETREIDE UND
GETREIDEERZEUGNISSESITC 04: CEREALS AND
CEREAL PREPARATIONSCTCI 04: CEREALES ET
PREPARATIONS A BASE DE
CEREALES

	Intra-EU Intra-EU Intra-UE					Extra-EU Extra-EU Extra-UE									
	VAL	VOL	VOL Δ%	UV	UV Δ%	VAL	VOL	VOL Δ%	UV	UV Δ%					
	Monatliche Indizes					Monthly Indices					Indices mensuels				
1990 1	106.3	106.9	18.0	99.4	-0.8	136.0	123.1	11.5	110.5	5.9					
1990 2	96.1	95.7	9.1	100.4	-0.5	170.0	158.6	15.5	107.2	2.1					
1990 3	111.4	111.5	15.2	99.9	-2.3	147.7	138.3	13.8	106.8	-1.5					
1990 4	104.0	104.1	15.8	99.9	-1.8	128.9	126.7	-14.2	101.7	-9.0					
1990 5	105.4	104.4	7.1	101.0	-0.9	106.8	105.4	2.5	101.3	-10.4					
1990 6	98.0	96.6	11.2	101.4	-0.8	94.5	90.3	-8.7	104.7	-8.5					
1990 7	93.0	93.4	8.4	99.6	-1.3	75.9	74.3	-7.0	102.1	-5.9					
1990 8	98.7	98.4	11.1	100.3	0.9	83.4	86.9	18.2	96.0	-9.2					
1990 9	94.5	95.6	5.8	98.9	-0.1	82.9	88.4	1.8	93.8	-13.4					
1990 10	105.9	107.4	-0.2	98.6	0.4	92.6	105.7	1.5	87.6	-19.9					
1990 11	100.6	99.5	11.4	101.1	1.1	69.9	76.2	-24.5	91.7	-14.8					
1990 12	97.6	98.0	14.6	99.6	-0.1	70.0	84.5	-1.5	82.8	-22.6					
1991 1	118.7	116.1	8.6	102.2	2.8	75.8	88.5	-28.1	85.6	-22.5					
1991 2	119.5	116.5	21.7	102.6	2.2	85.1	102.2	-35.6	83.3	-22.3					
1991 3	118.8	115.7	3.8	102.7	2.8	93.7	107.3	-22.4	87.3	-18.3					
1991 4	125.8	120.4	15.7	104.5	4.6	89.7	102.9	-18.8	87.2	-14.3					
1991 5	103.8	98.2	-5.9	105.7	4.7	93.2	100.7	-4.5	92.6	-8.6					
1991 6	94.8	89.1	-7.8	106.4	4.9	70.7	73.2	-18.9	96.6	-7.7					
1991 7	92.8	89.5	-4.2	103.7	4.1	70.6	70.0	-5.8	100.9	-1.2					
1991 8	88.4	87.2	-11.4	101.4	1.1	66.8	66.7	-23.2	100.2	4.4					
1991 9	107.3	107.3	12.2	100.0	1.1	77.7	83.7	-5.3	92.8	-1.1					
1991 10	124.8	124.7	16.1	100.1	1.5	94.9	103.8	-1.8	91.4	4.3					
1991 11	109.8	109.4	9.9	100.4	-0.7	81.7	89.4	17.3	91.4	-0.3					
1991 12	109.8	109.5	11.7	100.3	0.7	81.6	89.5	5.9	91.2	10.1					
1992 1	122.6	122.5	5.5	100.1	-2.1	97.6	105.9	19.7	92.2	7.7					
1992 2	118.5	116.4	-0.1	101.8	-0.8	118.6	125.6	22.9	94.4	13.3					
1992 3	141.1	137.8	19.1	102.4	-0.3	133.0	131.6	22.6	101.1	15.8					
1992 4	129.1	126.1	4.7	102.4	-2.0	116.1	115.5	12.2	100.5	15.3					
1992 5	113.3	110.0	12.0	103.0	-2.6	97.3	99.3	-1.4	98.0	5.8					
1992 6	106.4	103.8	16.5	102.5	-3.7	145.7	146.7	100.4	99.3	2.8					
1992 7	111.7	110.9	23.9	100.7	-2.9	108.6	110.0	57.1	98.7	-2.2					
1992 8	107.2	108.7	24.7	98.6	-2.8	97.0	105.1	57.6	92.3	-7.9					
1992 9	115.7	116.6	8.7	99.2	-0.8	97.0	105.1	25.6	92.3	-0.5					
1992 10	131.7	132.1	5.9	99.7	-0.4	130.6	138.6	33.5	94.2	3.1					
1992 11	112.9	112.7	3.0	100.2	-0.2	108.5	114.0	27.5	95.2	4.2					
1992 12	109.8	108.7	-0.7	101.0	0.7	104.1	109.9	22.8	94.7	3.8					
1993 1	109.7	105.5	-13.9	104.0	3.9	96.7	92.7	-12.5	104.3	13.1					
1993 2	117.5	110.2	-5.3	106.6	4.7	107.8	104.6	-16.7	103.1	9.2					
1993 3	132.1	126.2	-8.4	104.7	2.2	137.9	130.5	-0.8	105.7	4.5					
1993 4	121.4	114.6	-9.1	105.9	3.4	141.3	130.0	12.6	108.7	8.2					
1993 5	111.2	104.4	-5.1	106.5	3.4	113.0	103.7	4.4	109.0	11.2					
1993 6	105.8	101.1	-2.6	104.6	2.0	100.6	87.5	-40.4	115.0	15.8					
1993 7	106.1	109.0	-1.7	97.3	-3.4	78.4	74.7	-32.1	105.0	6.4					
1993 8	104.4	110.8	1.9	94.2	-4.5	81.7	79.8	-24.1	102.4	10.9					
1993 9	118.1	126.0	8.1	93.7	-5.5	104.9	106.1	1.0	98.9	7.2					
1993 10	118.8	129.4	-2.0	91.8	-7.9	105.2	108.8	-21.5	96.7	2.7					
1993 11	126.2	136.1	20.8	92.7	-7.5	102.1	104.4	-8.4	97.8	2.7					
1993 12	118.3	127.1	16.9	93.1	-7.8	99.1	101.6	-7.6	97.5	3.0					

SITC 05: GEMUESE UND
FRUECHTESITC 05: VEGETABLES
AND FRUITCTCI 05: LEGUMES ET
FRUITS

	Intra-EU Intra-EU Intra-UE					Extra-EU Extra-EU Extra-UE									
	VAL	VOL	VOL Δ%	UV	UV Δ%	VAL	VOL	VOL Δ%	UV	UV Δ%					
	Jährliche Indizes					Annual Indices					Indices annuels				
1989	90.3	95.4	:	94.7	:	88.4	87.6	:	100.9	:					
1990	100.0	100.0	4.8	100.0	5.6	100.0	100.0	14.2	100.0	-0.9					
1991	114.1	107.8	7.8	105.8	5.8	114.4	112.0	12.0	102.1	2.1					
1992	112.5	109.4	1.5	102.8	-2.8	110.7	111.4	-0.5	99.4	-2.6					
1993	101.5	103.0	-5.9	98.5	-4.2	99.6	103.0	-7.5	96.7	-2.7					
	Vierteljährliche Indizes					Quarterly Indices					Indices trimestriels				
1989 1	87.2	93.1	:	93.7	:	100.9	101.8	:	99.1	:					
1989 2	105.6	108.0	:	97.8	:	110.0	105.9	:	103.9	:					
1989 3	76.6	83.9	:	91.3	:	79.9	80.8	:	98.9	:					
1989 4	91.9	96.7	:	95.0	:	92.6	91.4	:	101.3	:					
1990 1	96.6	93.2	0.1	103.7	10.7	105.2	102.2	0.4	102.9	3.8					
1990 2	108.6	104.0	-3.7	104.4	6.7	112.3	106.1	0.2	105.8	1.8					
1990 3	90.1	94.8	13.0	95.0	4.1	92.9	94.6	17.1	98.2	-0.7					
1990 4	104.6	107.9	11.6	96.9	2.0	96.8	104.2	14.0	92.9	-8.3					
1991 1	110.4	104.5	12.1	105.6	1.8	105.9	110.9	8.5	95.5	-7.2					
1991 2	122.1	114.4	10.0	106.7	2.2	126.7	121.4	14.4	104.4	-1.3					
1991 3	106.8	101.7	7.3	105.0	10.5	103.8	98.2	3.8	105.7	7.6					
1991 4	116.9	110.7	2.6	105.6	9.0	116.8	113.4	8.8	103.0	10.9					
1992 1	119.9	107.0	2.4	112.1	6.2	133.1	131.4	18.5	101.3	6.1					
1992 2	128.5	116.7	2.0	110.1	3.2	138.4	129.8	6.9	106.6	2.1					
1992 3	95.5	100.7	-1.0	94.8	-9.7	94.1	98.9	0.7	95.1	-10.0					
1992 4	107.0	113.9	2.9	93.9	-11.1	110.6	119.0	4.9	92.9	-9.8					
1993 1	92.6	89.6	-16.3	103.3	-7.9	100.6	103.3	-21.4	97.4	-3.8					
1993 2	103.2	103.1	-11.7	100.1	-9.1	104.1	113.2	-12.8	92.0	-13.7					
1993 3	88.5	94.2	-6.5	94.0	-0.8	86.1	89.5	-9.5	96.2	1.2					
1993 4	104.7	108.1	-5.1	96.9	3.2	105.9	104.4	-12.3	101.4	9.1					
	Monatliche Indizes					Monthly Indices					Indices mensuels				
1989 1	86.8	93.9	:	92.4	:	104.7	105.3	:	99.4	:					
1989 2	80.2	85.8	:	93.5	:	91.2	92.9	:	98.2	:					
1989 3	94.6	99.5	:	95.1	:	106.8	107.2	:	99.6	:					
1989 4	98.8	101.3	:	97.5	:	109.3	106.3	:	102.8	:					
1989 5	114.2	115.6	:	98.8	:	117.0	111.9	:	104.6	:					
1989 6	103.8	107.1	:	96.9	:	103.7	99.5	:	104.2	:					
1989 7	79.4	86.5	:	91.8	:	84.4	84.3	:	100.1	:					
1989 8	76.3	84.4	:	90.4	:	80.5	82.4	:	97.7	:					
1989 9	74.2	80.8	:	91.8	:	74.8	75.6	:	98.9	:					
1989 10	85.2	91.9	:	92.7	:	90.1	89.4	:	100.8	:					
1989 11	94.6	100.0	:	94.6	:	95.5	93.5	:	102.1	:					
1989 12	95.8	98.2	:	97.6	:	92.0	91.2	:	100.9	:					

	Intra-EU Intra-EU Intra-UE					Extra-EU Extra-EU Extra-UE									
	VAL	VOL	VOL Δ%	UV	UV Δ%	VAL	VOL	VOL Δ%	UV	UV Δ%					
	Jährliche Indizes					Annual Indices					Indices annuels				
1989	92.7	98.9	:	93.7	:	100.2	101.8	:	98.4	:					
1990	100.0	100.0	1.1	100.0	6.7	100.0	100.0	-1.8	100.0	1.6					
1991	112.3	104.3	4.3	107.7	7.7	111.9	104.5	4.5	107.1	7.1					
1992	108.1	104.5	0.2	103.4	-4.0	107.7	105.7	1.1	101.9	-4.9					
1993	111.9	112.2	7.4	99.7	-3.6	121.0	122.1	15.5	99.1	-2.7					
	Vierteljährliche Indizes					Quarterly Indices					Indices trimestriels				
1989 1	86.9	93.5	:	92.9	:	99.0	102.6	:	96.5	:					
1989 2	102.1	105.7	:	96.6	:	105.8	103.9	:	101.8	:					
1989 3	79.9	88.7	:	90.1	:	85.3	88.4	:	96.5	:					
1989 4	101.4	107.0	:	94.8	:	137.3	139.4	:	98.5	:					
1990 1	96.5	94.7	1.3	101.9	9.7	105.5	103.0	0.4	102.4	6.1					
1990 2	106.6	102.3	-3.2	104.2	7.9	98.9	96.6	-7.0	102.4	0.6					
1990 3	90.0	92.8	4.6	97.0	7.7	80.2	81.6	-7.7	98.3	1.9					
1990 4	107.0	110.3	3.1	97.0	2.3	114.6	118.0	-15.4	97.1	-1.4					
1991 1	108.0	99.9	5.5	108.1	6.1	111.1	104.3	1.3	106.5	4.0					
1991 2	119.6	109.6	7.1	109.1	4.7	123.8	112.0	15.9	110.5	7.9					
1991 3	104.5	99.0	6.7	105.6	8.9	88.0	83.4	2.2	105.5	7.3					
1991 4	117.1	108.6	-1.5	107.8	11.1	126.0	119.3	1.1	105.6	8.8					
1992 1	116.4	101.6	1.7	114.6	6.0	127.6	117.2	12.4	108.9	2.3					
1992 2	120.6	109.7	0.1	109.9	0.7	118.3	110.8	-1.1	106.8	-3.3					
1992 3	89.9	95.8	-3.2	93.8	-11.2	88.0	93.1	11.6	94.5	-10.4					
1992 4	106.3	111.9	3.0	95.0	-11.9	130.2	134.5	12.7	96.8	-8.3					
1993 1	109.9	104.7	3.1	105.0	-8.4	119.7	119.3	1.8	100.3	-7.9					
1993 2	120.0	118.7	8.2	101.1	-8.0	124.8	125.3	13.1	99.6	-6.7					
1993 3	96.5	101.8	6.3	94.8	1.1	98.1	100.5	7.9	97.6	3.3					
1993 4	119.5	122.2	9.2	97.8	2.9	141.9	143.6	6.8	98.8	2.1					
	Monatliche Indizes					Monthly Indices					Indices mensuels				
1989 1	85.2	93.6	:	91.0	:	102.8	108.2	:	95.0	:					
1989 2	78.3	85.5	:	91.6	:	93.6	97.0	:	96.5	:					
1989 3	96.8	101.2	:	95.7	:	100.6	102.5	:	98.1	:					
1989 4	92.5	95.4	:	97.0	:	107.9	106.5	:	101.3	:					
1989 5	113.3	115.0	:	98.5	:	109.9	106.6	:	103.1	:					
1989 6	100.5	106.7	:	94.2	:	99.5	98.7	:	100.8	:					
1989 7	78.7	87.4	:	90.1	:	81.9	84.7	:	96.7	:					
1989 8	79.6	89.4	:	89.0	:	78.2	82.0	:	95.4	:					
1989 9	81.4	89.4	:	91.0	:	95.7	98.5	:	97.2	:					
1989 10	100.9	107.9	:	93.5	:	137.0	138.5	:	98.9	:					
1989 11	105.9	110.9	:	95.5	:	131.5	133.1	:	98.8	:					
1989 12	97.5	102.2	:	95.4	:	143.4	146.5	:	97.9	:					

SITC 05: GEMUESE UND
FRUECHTESITC 05: VEGETABLES
AND FRUITCTCI 05: LEGUMES ET
FRUITS

	Intra-EU Intra-EU Intra-UE					Extra-EU Extra-EU Extra-UE									
	VAL	VOL	VOL Δ%	UV	UV Δ%	VAL	VOL	VOL Δ%	UV	UV Δ%					
	Monatliche Indizes					Monthly Indices					Indices mensuels				
1990 1	96.8	95.8	2.0	101.0	9.3	112.5	112.7	7.0	99.8	0.4					
1990 2	87.7	84.6	-1.4	103.7	10.9	91.4	88.7	-4.5	103.1	5.0					
1990 3	105.5	99.2	-0.3	106.4	11.9	111.6	105.2	-1.9	106.1	6.5					
1990 4	108.7	99.3	-2.0	109.5	12.3	105.3	97.8	-8.0	107.7	4.8					
1990 5	119.0	114.8	-0.7	103.7	5.0	115.5	107.1	-4.3	107.8	3.1					
1990 6	97.8	97.8	-8.7	100.0	3.2	115.9	113.4	14.0	102.2	-1.9					
1990 7	90.8	96.1	11.1	94.5	2.9	99.3	100.8	19.6	98.5	-1.6					
1990 8	92.5	97.5	15.5	94.9	5.0	102.7	104.1	26.3	98.7	1.0					
1990 9	86.7	90.7	12.3	95.6	4.1	76.6	78.9	4.4	97.1	-1.8					
1990 10	103.4	105.8	15.1	97.7	5.4	100.0	105.2	17.7	95.1	-5.7					
1990 11	109.9	114.2	14.2	96.2	1.7	101.1	109.6	17.2	92.2	-9.7					
1990 12	100.6	103.7	5.6	97.0	-0.6	89.2	97.7	7.1	91.3	-9.5					
1991 1	119.5	115.7	20.8	103.3	2.3	107.5	116.0	2.9	92.7	-7.1					
1991 2	97.1	92.9	9.8	104.5	0.8	97.5	103.3	16.5	94.4	-8.4					
1991 3	114.6	104.9	5.7	109.2	2.6	112.6	113.4	7.8	99.3	-6.4					
1991 4	122.7	112.9	13.7	108.7	-0.7	135.1	129.7	32.6	104.2	-3.2					
1991 5	125.9	119.3	3.9	105.5	1.7	133.5	127.6	19.1	104.6	-3.0					
1991 6	117.7	110.9	13.4	106.1	6.1	111.9	107.0	-5.6	104.6	2.3					
1991 7	114.5	106.2	10.5	107.8	14.1	120.4	110.3	9.4	109.2	10.9					
1991 8	104.6	99.2	1.7	105.4	11.1	90.2	86.0	-17.4	104.9	6.3					
1991 9	101.2	99.7	9.9	101.5	6.2	100.8	98.2	24.5	102.6	5.7					
1991 10	112.8	111.5	5.4	101.2	3.6	119.6	116.3	10.6	102.8	8.1					
1991 11	121.0	111.4	-2.5	108.6	12.9	121.9	115.2	5.1	105.8	14.8					
1991 12	117.1	109.2	5.3	107.2	10.5	109.1	108.7	11.3	100.4	10.0					
1992 1	119.8	109.3	-5.5	109.6	6.1	134.4	134.7	16.1	99.8	7.7					
1992 2	112.0	99.3	6.9	112.8	7.9	120.6	119.4	15.6	101.0	7.0					
1992 3	128.0	112.4	7.1	113.9	4.3	144.1	140.2	23.6	102.8	3.5					
1992 4	131.0	116.1	2.8	112.8	3.8	159.5	146.7	13.1	108.7	4.3					
1992 5	131.2	117.8	-1.3	111.4	5.6	135.2	125.2	-1.9	108.0	3.3					
1992 6	123.3	116.2	4.8	106.1	0.0	120.3	117.4	9.7	102.5	-2.0					
1992 7	107.3	108.3	2.0	99.1	-8.1	113.9	116.0	5.2	98.2	-10.1					
1992 8	88.4	95.3	-3.9	92.8	-12.0	84.0	89.0	3.5	94.4	-10.0					
1992 9	90.7	98.5	-1.2	92.1	-9.3	84.1	91.6	-6.7	91.8	-10.5					
1992 10	101.2	106.3	-4.7	95.2	-5.9	102.6	110.8	-4.7	92.6	-9.9					
1992 11	105.6	111.5	0.1	94.7	-12.8	107.5	115.1	-0.1	93.4	-11.7					
1992 12	114.1	123.9	13.5	92.1	-14.1	121.4	131.0	20.5	92.7	-7.7					
1993 1	79.5	78.8	-27.9	100.9	-7.9	94.1	97.7	-27.5	96.3	-3.5					
1993 2	91.5	88.8	-10.6	103.0	-8.7	99.4	102.5	-14.2	97.0	-4.0					
1993 3	106.7	101.1	-10.1	105.5	-7.4	108.7	109.9	-21.6	98.9	-3.8					
1993 4	111.3	107.6	-7.3	103.4	-8.3	111.0	115.4	-21.3	96.2	-11.5					
1993 5	95.1	94.2	-20.0	101.0	-9.3	97.9	107.6	-14.1	91.0	-15.7					
1993 6	103.3	107.5	-7.5	96.1	-9.4	103.4	116.7	-0.6	88.6	-13.6					
1993 7	90.9	95.9	-11.4	94.8	-4.3	88.3	95.7	-17.5	92.3	-6.0					
1993 8	87.7	93.2	-2.2	94.1	1.4	82.1	85.0	-4.5	96.6	2.3					
1993 9	87.0	93.5	-5.1	93.0	1.0	88.0	87.9	-4.0	100.1	9.0					
1993 10	93.1	97.1	-8.7	95.9	0.7	97.9	95.6	-13.7	102.4	10.6					
1993 11	103.5	107.1	-3.9	96.6	2.0	108.6	106.5	-7.5	102.0	9.2					
1993 12	117.5	120.1	-3.1	97.8	6.2	111.2	111.2	-15.1	100.0	7.9					

EU Ausfuhr
SITC 05: GEMUESE UND
FRUECHTE

EU Exports
SITC 05: VEGETABLES
AND FRUIT

Exportations UE
CTCI 05: LEGUMES ET
FRUITS

	Intra-EU Intra-EU Intra-UE					Extra-EU Extra-EU Extra-UE									
	VAL	VOL	VOL Δ%	UV	UV Δ%	VAL	VOL	VOL Δ%	UV	UV Δ%					
	Monatliche Indizes					Monthly Indices					Indices mensuels				
1990 1	100.0	99.9	6.7	100.1	10.0	111.3	109.2	0.9	101.9	7.3					
1990 2	90.4	89.7	4.9	100.8	10.0	98.2	98.0	1.0	100.2	3.8					
1990 3	99.1	94.4	-6.7	105.0	9.7	106.9	101.7	-0.8	105.1	7.1					
1990 4	103.2	95.6	0.2	108.0	11.3	106.2	101.2	-5.0	104.9	3.6					
1990 5	115.2	110.0	-4.3	104.7	6.3	100.5	98.0	-8.1	102.6	-0.5					
1990 6	101.3	101.3	-5.1	100.0	6.2	89.9	90.6	-8.2	99.2	-1.6					
1990 7	92.7	95.1	8.8	97.5	8.2	84.2	85.0	0.4	99.1	2.5					
1990 8	89.2	91.2	2.0	97.8	9.9	76.2	76.5	-6.7	99.6	4.4					
1990 9	88.0	92.1	3.0	95.5	4.9	80.4	83.4	-15.3	96.4	-0.8					
1990 10	108.1	111.9	3.7	96.6	3.3	112.4	116.0	-16.2	96.9	-2.0					
1990 11	108.2	112.1	1.1	96.5	1.0	112.3	115.3	-13.4	97.4	-1.4					
1990 12	104.8	106.9	4.6	98.0	2.7	119.0	122.6	-16.3	97.1	-0.8					
1991 1	114.4	108.7	8.8	105.2	5.1	112.9	109.5	0.3	103.1	1.2					
1991 2	98.0	90.0	0.3	108.9	8.0	104.1	97.7	-0.3	106.6	6.4					
1991 3	111.6	101.1	7.1	110.4	5.1	116.5	105.8	4.0	110.1	4.8					
1991 4	118.5	107.5	12.4	110.2	2.0	131.3	118.8	17.4	110.5	5.3					
1991 5	124.9	114.2	3.8	109.4	4.5	130.0	117.3	19.7	110.8	8.0					
1991 6	115.6	107.2	5.8	107.8	7.8	110.0	99.9	10.3	110.1	11.0					
1991 7	106.9	97.6	2.6	109.5	12.3	95.5	85.6	0.7	111.6	12.6					
1991 8	104.2	98.5	8.0	105.8	8.2	82.5	79.2	3.5	104.2	4.6					
1991 9	102.5	100.8	9.4	101.7	6.5	85.9	85.5	2.5	100.5	4.3					
1991 10	110.3	107.1	-4.3	103.0	6.6	112.4	109.6	-5.5	102.6	5.9					
1991 11	122.5	109.6	-2.2	111.8	15.9	128.4	117.5	1.9	109.3	12.2					
1991 12	118.2	109.1	2.1	108.3	10.5	137.3	130.9	6.8	104.9	8.0					
1992 1	118.2	105.8	-2.7	111.7	6.2	130.0	121.4	10.9	107.1	3.9					
1992 2	111.5	96.2	6.9	115.9	6.4	131.3	120.6	23.4	108.9	2.2					
1992 3	119.7	102.8	1.7	116.4	5.4	121.5	109.6	3.6	110.9	0.7					
1992 4	123.8	108.7	1.1	113.9	3.4	133.6	121.8	2.5	109.7	-0.7					
1992 5	123.5	111.1	-2.7	111.2	1.6	120.9	112.4	-4.2	107.6	-2.9					
1992 6	114.4	109.4	2.1	104.6	-3.0	100.5	98.2	-1.7	102.3	-7.1					
1992 7	98.5	101.4	3.9	97.1	-11.3	96.6	100.4	17.3	96.2	-13.8					
1992 8	82.4	90.0	-8.6	91.6	-13.4	73.0	78.8	-0.5	92.7	-11.0					
1992 9	88.7	95.9	-4.9	92.5	-9.0	94.2	100.0	17.0	94.2	-6.3					
1992 10	103.9	106.9	-0.2	97.2	-5.6	130.7	132.8	21.2	98.4	-4.1					
1992 11	98.0	102.8	-6.2	95.3	-14.8	128.4	131.4	11.8	97.7	-10.6					
1992 12	117.1	126.1	15.6	92.9	-14.2	131.4	139.2	6.3	94.4	-10.0					
1993 1	104.7	102.4	-3.2	102.2	-8.5	109.3	110.2	-9.2	99.2	-7.4					
1993 2	99.5	95.9	-0.3	103.8	-10.4	114.9	116.2	-3.6	98.9	-9.2					
1993 3	125.3	115.7	12.5	108.3	-7.0	134.6	131.4	19.9	102.4	-7.7					
1993 4	118.2	112.8	3.8	104.8	-8.0	130.0	128.3	5.3	101.3	-7.7					
1993 5	122.9	119.7	7.7	102.7	-7.6	124.9	123.3	9.7	101.3	-5.9					
1993 6	118.8	123.6	13.0	96.1	-8.1	119.6	124.3	26.6	96.2	-6.0					
1993 7	98.1	102.8	1.4	95.4	-1.8	96.8	98.3	-2.1	98.5	2.4					
1993 8	90.6	96.5	7.2	93.9	2.5	90.3	93.7	18.9	96.4	4.0					
1993 9	100.9	106.1	10.6	95.1	2.8	107.0	109.5	9.5	97.7	3.7					
1993 10	109.6	113.9	6.5	96.2	-1.0	122.4	123.6	-6.9	99.0	0.6					
1993 11	121.9	123.1	19.7	99.0	3.9	147.7	148.0	12.6	99.8	2.1					
1993 12	127.1	129.7	2.9	98.0	5.5	155.9	159.4	14.5	97.8	3.6					

	Intra-EU Intra-EU Intra-UE					Extra-EU Extra-EU Extra-UE									
	VAL	VOL	VOL Δ%	UV	UV Δ%	VAL	VOL	VOL Δ%	UV	UV Δ%					
	Jährliche Indizes					Annual Indices					Indices annuels				
1989	105.0	115.9	:	90.6	:	102.9	103.2	:	99.7	:					
1990	100.0	100.0	-13.7	100.0	10.4	100.0	100.0	-3.1	100.0	0.3					
1991	117.8	110.9	10.9	106.2	6.2	105.1	100.0	0.0	105.1	5.1					
1992	123.2	113.0	1.9	109.0	2.6	113.4	109.5	9.5	103.6	-1.4					
1993	103.6	89.7	-20.6	115.5	6.0	108.7	98.9	-9.7	109.9	6.1					
	Vierteljährliche Indizes					Quarterly Indices					Indices trimestriels				
1989 1	89.5	102.0	:	87.7	:	84.3	85.8	:	98.2	:					
1989 2	110.1	125.4	:	87.8	:	112.2	111.2	:	100.9	:					
1989 3	102.4	110.3	:	92.8	:	115.5	114.7	:	100.7	:					
1989 4	121.6	129.9	:	93.6	:	108.6	110.3	:	98.5	:					
1990 1	101.7	110.7	8.5	91.9	4.8	92.5	94.7	10.4	97.7	-0.5					
1990 2	93.7	92.9	-25.9	100.9	14.9	99.2	101.2	-9.0	98.0	-2.9					
1990 3	94.4	90.5	-18.0	104.3	12.4	103.1	100.3	-12.6	102.8	2.1					
1990 4	108.4	103.5	-20.3	104.7	11.9	105.0	103.7	-6.0	101.3	2.8					
1991 1	110.4	105.7	-4.5	104.4	13.6	95.0	93.4	-1.4	101.7	4.1					
1991 2	120.8	114.8	23.6	105.2	4.3	114.7	108.2	6.9	106.0	8.2					
1991 3	115.8	107.6	18.9	107.6	3.2	97.2	91.2	-9.1	106.6	3.7					
1991 4	122.8	114.2	10.3	107.5	2.7	111.7	105.4	1.6	106.0	4.6					
1992 1	116.3	107.7	1.9	108.0	3.4	115.2	110.8	18.6	104.0	2.3					
1992 2	129.8	120.7	5.1	107.5	2.2	109.9	105.0	-3.0	104.7	-1.2					
1992 3	126.9	117.3	9.0	108.2	0.6	103.7	100.8	10.5	102.9	-3.5					
1992 4	124.1	110.4	-3.3	112.4	4.6	127.6	124.1	17.7	102.8	-3.0					
1993 1	93.0	79.0	-26.6	117.7	9.0	93.0	85.6	-22.7	108.6	4.4					
1993 2	101.6	88.5	-26.7	114.8	6.8	119.2	107.7	2.6	110.7	5.7					
1993 3	108.3	94.2	-19.7	115.0	6.3	109.9	98.7	-2.1	111.3	8.2					
1993 4	107.3	93.5	-15.3	114.8	2.1	112.9	103.7	-16.4	108.9	5.9					
	Monatliche Indizes					Monthly Indices					Indices mensuels				
1989 1	98.0	113.2	:	86.6	:	100.5	104.9	:	95.8	:					
1989 2	80.0	92.1	:	86.9	:	66.5	66.7	:	99.7	:					
1989 3	90.3	100.6	:	89.8	:	85.6	85.8	:	99.8	:					
1989 4	113.6	130.3	:	87.2	:	131.8	131.8	:	100.0	:					
1989 5	106.9	122.6	:	87.2	:	102.5	100.0	:	102.5	:					
1989 6	109.7	123.3	:	89.0	:	102.3	101.9	:	100.4	:					
1989 7	101.5	112.3	:	90.4	:	108.0	106.9	:	101.0	:					
1989 8	100.9	105.4	:	95.7	:	111.6	111.9	:	99.7	:					
1989 9	104.8	113.2	:	92.6	:	127.0	125.2	:	101.4	:					
1989 10	141.3	149.2	:	94.7	:	105.6	107.1	:	98.6	:					
1989 11	138.7	147.9	:	93.8	:	105.1	108.3	:	97.0	:					
1989 12	84.6	92.5	:	91.5	:	115.4	115.4	:	100.0	:					

	Intra-EU Intra-EU Intra-UE					Extra-EU Extra-EU Extra-UE									
	VAL	VOL	VOL Δ%	UV	UV Δ%	VAL	VOL	VOL Δ%	UV	UV Δ%					
	Jährliche Indizes					Annual Indices					Indices annuels				
1989	125.7	129.1	:	97.4	:	84.4	90.7	:	93.1	:					
1990	100.0	100.0	-22.5	100.0	2.7	100.0	100.0	10.3	100.0	7.4					
1991	115.7	112.2	12.2	103.1	3.1	85.7	92.0	-8.0	93.1	-6.9					
1992	118.7	112.7	0.4	105.3	2.1	84.0	90.9	-1.2	92.4	-0.8					
1993	123.4	116.2	3.1	106.2	0.9	96.6	102.9	13.2	93.9	1.6					
	Vierteljährliche Indizes					Quarterly Indices					Indices trimestriels				
1989 1	106.8	111.7	:	95.6	:	74.6	88.2	:	84.6	:					
1989 2	116.2	120.2	:	96.7	:	75.2	83.9	:	89.6	:					
1989 3	110.9	113.4	:	97.8	:	80.9	84.9	:	95.3	:					
1989 4	169.1	171.2	:	98.8	:	115.3	114.5	:	100.7	:					
1990 1	96.7	98.9	-11.5	97.8	2.3	106.0	100.0	13.4	106.0	25.3					
1990 2	103.8	102.7	-14.6	101.1	4.6	87.7	82.7	-1.4	106.0	18.3					
1990 3	82.9	82.8	-27.0	100.1	2.4	93.4	93.6	10.2	99.8	4.7					
1990 4	116.6	115.6	-32.5	100.9	2.1	113.2	123.9	8.2	91.4	-9.2					
1991 1	106.6	104.4	5.6	102.1	4.4	89.3	101.1	1.1	88.3	-16.7					
1991 2	128.8	125.4	22.1	102.7	1.6	76.4	82.5	-0.2	92.6	-12.6					
1991 3	116.2	112.5	35.9	103.3	3.2	79.1	82.7	-11.6	95.6	-4.2					
1991 4	144.0	138.5	19.8	104.0	3.1	102.4	106.6	-14.0	96.1	5.1					
1992 1	108.1	103.6	-0.8	104.3	2.2	76.4	82.2	-18.7	92.9	5.2					
1992 2	117.2	111.5	-11.1	105.1	2.3	77.3	82.7	0.2	93.5	1.0					
1992 3	111.1	106.8	-5.1	104.0	0.7	84.9	93.3	12.8	91.0	-4.8					
1992 4	139.0	129.3	-6.6	107.5	3.4	111.5	120.5	13.0	92.5	-3.7					
1993 1	116.8	107.3	3.6	108.9	4.4	70.3	74.7	-9.1	94.1	1.3					
1993 2	95.9	89.1	-20.1	107.6	2.4	74.7	79.6	-3.7	93.8	0.3					
1993 3	102.2	95.4	-10.7	107.1	3.0	103.2	110.1	18.0	93.7	3.0					
1993 4	154.2	149.7	15.8	103.0	-4.2	132.4	140.6	16.7	94.2	1.8					
	Monatliche Indizes					Monthly Indices					Indices mensuels				
1989 1	92.5	99.4	:	93.1	:	89.0	105.6	:	84.3	:					
1989 2	97.5	99.9	:	97.6	:	66.5	78.5	:	84.7	:					
1989 3	130.2	135.8	:	95.9	:	68.3	80.4	:	85.0	:					
1989 4	136.8	141.9	:	96.4	:	72.3	84.7	:	85.4	:					
1989 5	110.8	114.8	:	96.5	:	76.7	83.8	:	91.5	:					
1989 6	101.1	103.8	:	97.4	:	76.4	83.1	:	91.9	:					
1989 7	133.0	138.7	:	95.9	:	73.6	77.6	:	94.9	:					
1989 8	110.5	111.1	:	99.5	:	82.8	88.5	:	93.6	:					
1989 9	89.3	90.5	:	98.7	:	86.1	88.5	:	97.3	:					
1989 10	202.3	203.1	:	99.6	:	109.6	110.4	:	99.3	:					
1989 11	204.8	206.5	:	99.2	:	118.7	120.6	:	98.4	:					
1989 12	100.5	104.1	:	96.5	:	117.5	112.4	:	104.5	:					

SITC 06: ZUCKER,
ZUCKERWAREN UND HONIGSITC 06: SUGAR, SUGAR
PREPARATIONS AND
HONEYCTCI 06: SUCRES,
PREPARATIONS A BASE DE
SUCRE ET MIEL

	Intra-EU Intra-EU Intra-UE					Extra-EU Extra-EU Extra-UE									
	VAL	VOL	VOL Δ%	UV	UV Δ%	VAL	VOL	VOL Δ%	UV	UV Δ%					
	Monatliche Indizes					Monthly Indices					Indices mensuels				
1990 1	94.8	102.7	-9.3	92.3	6.6	81.0	82.2	-21.6	98.5	2.8					
1990 2	88.1	95.8	4.0	92.0	5.9	86.5	88.2	32.2	98.1	-1.6					
1990 3	122.4	133.8	33.0	91.5	1.9	109.9	113.6	32.4	96.7	-3.1					
1990 4	83.6	85.2	-34.6	98.1	12.5	120.1	124.2	-5.8	96.7	-3.3					
1990 5	94.5	95.1	-22.4	99.4	14.0	88.9	91.0	-9.0	97.7	-4.7					
1990 6	103.4	98.5	-20.1	105.0	18.0	88.7	88.4	-13.2	100.3	-0.1					
1990 7	92.4	89.3	-20.5	103.5	14.5	105.4	103.4	-3.3	101.9	0.9					
1990 8	88.3	84.7	-19.6	104.3	9.0	122.3	118.4	5.8	103.3	3.6					
1990 9	102.3	97.5	-13.9	104.9	13.3	81.6	79.0	-36.9	103.3	1.9					
1990 10	112.1	105.6	-29.2	106.2	12.1	113.6	111.0	3.6	102.3	3.8					
1990 11	114.7	110.2	-25.5	104.1	11.0	119.7	118.0	9.0	101.4	4.5					
1990 12	98.2	94.6	2.3	103.8	13.4	82.1	82.1	-28.9	100.0	0.0					
1991 1	116.9	113.5	10.5	103.0	11.6	107.8	108.5	32.0	99.4	0.9					
1991 2	104.1	98.9	3.2	105.3	14.5	91.3	90.5	2.6	100.9	2.9					
1991 3	109.8	104.6	-21.8	105.0	14.8	85.9	81.3	-28.4	105.7	9.3					
1991 4	121.8	115.6	35.7	105.4	7.4	115.2	109.7	-11.7	105.0	8.6					
1991 5	122.7	116.7	22.7	105.1	5.7	127.3	119.3	31.1	106.7	9.2					
1991 6	117.6	112.1	13.8	104.9	-0.1	101.6	95.6	8.1	106.3	6.0					
1991 7	133.6	125.8	40.9	106.2	2.6	95.2	89.1	-13.8	106.9	4.9					
1991 8	96.6	89.9	6.1	107.5	3.1	98.2	92.0	-22.3	106.7	3.3					
1991 9	117.0	107.1	9.8	109.2	4.1	98.0	92.3	16.8	106.2	2.8					
1991 10	138.8	128.9	22.1	107.7	1.4	137.8	130.1	17.2	105.9	3.5					
1991 11	126.4	117.0	6.2	108.0	3.7	102.9	95.9	-18.7	107.3	5.8					
1991 12	103.2	96.6	2.1	106.8	2.9	94.5	90.2	9.9	104.8	4.8					
1992 1	101.5	93.8	-17.4	108.2	5.0	131.4	126.7	16.8	103.7	4.3					
1992 2	115.2	107.0	8.2	107.7	2.3	91.5	88.1	-2.7	103.9	3.0					
1992 3	132.0	122.2	16.8	108.0	2.9	122.8	117.6	44.6	104.4	-1.2					
1992 4	140.7	131.5	13.8	107.0	1.5	93.7	89.8	-18.1	104.3	-0.7					
1992 5	113.8	106.8	-8.5	106.6	1.4	121.7	115.6	-3.1	105.3	-1.3					
1992 6	134.7	123.7	10.3	108.9	3.8	114.2	109.5	14.5	104.3	-1.9					
1992 7	135.3	125.9	0.1	107.5	1.2	109.8	106.5	19.5	103.1	-3.6					
1992 8	107.8	97.5	8.5	110.6	2.9	99.6	95.6	3.9	104.2	-2.3					
1992 9	137.3	128.4	19.9	106.9	-2.1	102.0	100.4	8.8	101.6	-4.3					
1992 10	130.3	116.4	-9.7	111.9	3.9	119.7	117.7	-9.5	101.7	-4.0					
1992 11	123.1	110.6	-5.5	111.3	3.1	114.3	112.8	17.6	101.3	-5.6					
1992 12	118.8	104.2	7.9	114.0	6.7	148.7	141.8	57.2	104.9	0.1					
1993 1	85.6	72.9	-22.3	117.4	8.5	77.8	71.9	-43.3	108.2	4.3					
1993 2	90.9	77.9	-27.2	116.7	8.4	81.5	76.0	-13.7	107.2	3.2					
1993 3	102.6	86.2	-29.5	119.0	10.2	119.7	108.8	-7.5	110.0	5.4					
1993 4	94.1	81.2	-38.3	115.9	8.3	127.9	115.2	28.3	111.0	6.4					
1993 5	101.6	88.2	-17.4	115.2	8.1	111.5	101.8	-11.9	109.5	4.0					
1993 6	109.3	96.3	-22.2	113.5	4.2	118.2	106.1	-3.1	111.4	6.8					
1993 7	107.9	94.0	-25.3	114.8	6.8	116.7	102.6	-3.7	113.7	10.3					
1993 8	105.4	91.6	-6.1	115.1	4.1	100.2	90.2	-5.6	111.1	6.6					
1993 9	111.6	97.0	-24.5	115.1	7.7	112.8	103.3	2.9	109.2	7.5					
1993 10	108.7	95.0	-18.4	114.4	2.2	119.9	110.6	-6.0	108.4	6.6					
1993 11	110.6	95.5	-13.7	115.8	4.0	124.4	113.5	0.6	109.6	8.2					
1993 12	102.8	89.9	-13.7	114.3	0.3	94.3	86.9	-38.7	108.5	3.4					

SITC 06: ZUCKER,
ZUCKERWAREN UND HONIGSITC 06: SUGAR, SUGAR
PREPARATIONS AND
HONEYCTCI 06: SUCRES,
PREPARATIONS A BASE DE
SUCRE ET MIEL

	Intra-EU Intra-EU Intra-UE					Extra-EU Extra-EU Extra-UE									
	VAL	VOL	VOL Δ%	UV	UV Δ%	VAL	VOL	VOL Δ%	UV	UV Δ%					
	Monatliche Indizes					Monthly Indices					Indices mensuels				
1990 1	101.7	105.5	6.1	96.4	3.5	102.6	95.8	-9.3	107.1	27.0					
1990 2	81.6	82.9	-17.0	98.4	0.8	98.3	91.3	16.3	107.7	27.2					
1990 3	106.7	108.2	-20.3	98.6	2.8	116.9	112.8	40.3	103.6	21.9					
1990 4	101.9	100.5	-29.2	101.4	5.2	65.6	61.1	-27.9	107.3	25.6					
1990 5	97.6	96.9	-15.6	100.7	4.4	75.9	74.0	-11.7	102.6	12.1					
1990 6	112.1	110.8	6.7	101.2	3.9	121.6	113.1	36.1	107.5	17.0					
1990 7	83.8	84.0	-39.4	99.8	4.1	120.3	119.0	53.4	101.1	6.5					
1990 8	74.0	75.1	-32.4	98.6	-0.9	88.1	89.9	1.6	98.0	4.7					
1990 9	90.5	89.2	-1.4	101.5	2.8	71.7	71.8	-18.9	99.9	2.7					
1990 10	128.8	127.8	-37.1	100.8	1.2	133.9	132.3	19.8	101.2	1.9					
1990 11	137.9	136.7	-33.8	100.9	1.7	104.9	120.3	-0.2	87.2	-11.4					
1990 12	82.9	82.2	-21.0	100.9	4.6	100.9	118.9	5.8	84.9	-18.8					
1991 1	108.3	106.1	0.6	102.1	5.9	96.7	109.1	13.9	88.6	-17.3					
1991 2	99.3	97.3	17.4	102.1	3.8	94.1	108.3	18.6	86.9	-19.3					
1991 3	112.1	109.9	1.6	102.0	3.4	77.1	85.9	-23.8	89.8	-13.3					
1991 4	119.5	116.6	16.0	102.5	1.1	73.5	79.0	29.3	93.0	-13.3					
1991 5	134.9	130.6	34.8	103.3	2.6	86.6	93.8	26.8	92.3	-10.0					
1991 6	132.2	129.2	16.6	102.3	1.1	69.1	74.7	-34.0	92.5	-14.0					
1991 7	125.3	121.2	44.3	103.4	3.6	77.6	84.6	-28.9	91.7	-9.3					
1991 8	102.8	99.8	32.9	103.0	4.5	68.7	75.4	-16.1	91.1	-7.0					
1991 9	120.3	116.6	30.7	103.2	1.7	91.1	88.1	22.7	103.4	3.5					
1991 10	157.0	151.5	18.5	103.6	2.8	97.7	102.8	-22.3	95.0	-6.1					
1991 11	153.4	147.9	8.2	103.7	2.8	103.2	103.8	-13.7	99.4	14.0					
1991 12	122.0	116.2	41.4	105.0	4.1	106.7	113.1	-4.9	94.3	11.1					
1992 1	104.2	102.7	-3.2	101.5	-0.6	65.1	69.7	-36.1	93.4	5.4					
1992 2	98.1	93.6	-3.8	104.8	2.6	71.3	75.4	-30.4	94.6	8.9					
1992 3	121.8	114.6	4.3	106.3	4.2	92.6	101.4	18.0	91.3	1.7					
1992 4	123.0	116.9	0.3	105.2	2.6	76.3	79.2	0.3	96.3	3.5					
1992 5	104.8	100.0	-23.4	104.8	1.5	72.1	79.1	-15.7	91.1	-1.3					
1992 6	123.7	117.7	-8.9	105.1	2.7	83.6	89.8	20.2	93.1	0.6					
1992 7	108.7	104.0	-14.2	104.5	1.1	78.6	85.6	1.2	91.8	0.1					
1992 8	102.8	99.3	-0.5	103.5	0.5	79.2	86.7	15.0	91.4	0.3					
1992 9	121.9	117.1	0.4	104.1	0.9	96.8	107.6	22.1	90.0	-13.0					
1992 10	163.0	151.8	0.2	107.4	3.7	110.4	111.9	8.9	98.7	3.9					
1992 11	150.8	138.9	-6.1	108.6	4.7	106.2	116.5	12.2	91.2	-8.2					
1992 12	103.1	97.3	-16.3	106.0	1.0	117.4	132.8	17.4	88.4	-6.3					
1993 1	80.3	75.6	-26.4	106.2	4.6	63.5	68.0	-2.4	93.4	0.0					
1993 2	163.6	148.6	58.8	110.1	5.1	81.4	85.4	13.3	95.3	0.7					
1993 3	106.5	97.7	-14.7	109.0	2.5	66.1	70.8	-30.2	93.3	2.2					
1993 4	91.9	84.9	-27.4	108.2	2.9	71.5	76.5	-3.4	93.4	-3.0					
1993 5	90.1	83.4	-16.6	108.0	3.1	66.7	72.0	-9.0	92.7	1.8					
1993 6	105.6	98.9	-16.0	106.8	1.6	85.8	90.2	0.4	95.1	2.1					
1993 7	100.8	94.8	-8.8	106.3	1.7	85.6	89.0	4.0	96.2	4.8					
1993 8	91.2	83.9	-15.5	108.7	5.0	118.9	127.7	47.3	93.1	1.9					
1993 9	114.3	107.3	-8.4	106.5	2.3	104.9	113.3	5.3	92.6	2.9					
1993 10	155.5	146.7	-3.4	106.0	-1.3	133.9	161.7	44.5	82.8	-16.1					
1993 11	151.0	144.6	4.1	104.4	-3.9	126.5	127.5	9.4	99.2	8.8					
1993 12	156.0	157.7	62.1	98.9	-6.7	137.3	131.5	-1.0	104.4	18.1					

SITC 07: KAFFEE, TEE,
KAKAO, GEWUERZE UND
WAREN DARAUS

SITC 07: COFFEE, TEA,
COCOA, SPICES, AND
MANUFACTURES
THEREOF

CTCI 07: CAFE, THE, CACAO,
EPICES ET PRODUITS
DERIVES

	Intra-EU Intra-EU Intra-UE					Extra-EU Extra-EU Extra-UE									
	VAL	VOL	VOL Δ%	UV	UV Δ%	VAL	VOL	VOL Δ%	UV	UV Δ%					
	Jährliche Indizes					Annual Indices					Indices annuels				
1989	98.0	90.5	:	108.3	:	128.4	90.1	:	142.5	:					
1990	100.0	100.0	10.5	100.0	-7.7	100.0	100.0	11.0	100.0	-29.8					
1991	109.1	109.6	9.6	99.5	-0.5	98.1	100.5	0.5	97.6	-2.4					
1992	116.4	117.0	6.8	99.5	0.0	89.0	103.8	3.3	85.7	-12.2					
1993	114.1	114.8	-1.9	99.4	-0.1	94.6	105.7	1.8	89.5	4.4					
	Vierteljährliche Indizes					Quarterly Indices					Indices trimestriels				
1989 1	98.8	88.8	:	111.3	:	141.1	92.5	:	152.5	:					
1989 2	91.0	82.8	:	109.9	:	137.4	87.9	:	156.3	:					
1989 3	88.9	82.9	:	107.2	:	119.2	83.5	:	142.7	:					
1989 4	114.3	108.2	:	105.6	:	114.1	95.3	:	119.7	:					
1990 1	96.3	94.8	6.8	101.6	-8.7	103.0	100.9	9.1	102.1	-33.0					
1990 2	87.0	89.0	7.5	97.8	-11.0	99.0	98.0	11.5	101.0	-35.4					
1990 3	95.2	95.9	15.7	99.3	-7.4	92.8	93.0	11.4	99.8	-30.1					
1990 4	121.3	120.2	11.1	100.9	-4.5	105.9	108.8	14.2	97.3	-18.7					
1991 1	108.9	109.3	15.3	99.6	-2.0	98.8	104.6	3.7	94.5	-7.4					
1991 2	97.6	99.3	11.6	98.3	0.5	99.9	100.9	3.0	99.0	-2.0					
1991 3	104.9	105.3	9.8	99.6	0.3	89.6	88.9	-4.4	100.8	1.0					
1991 4	124.7	124.3	3.4	100.3	-0.6	104.1	107.8	-0.9	96.6	-0.7					
1992 1	118.3	116.6	6.7	101.5	1.9	97.1	105.3	0.7	92.2	-2.4					
1992 2	102.1	103.8	4.5	98.4	0.1	89.1	100.5	-0.4	88.7	-10.4					
1992 3	110.1	112.1	6.5	98.2	-1.4	81.3	99.1	11.5	82.0	-18.7					
1992 4	137.0	137.4	10.5	99.7	-0.6	89.2	111.5	3.4	80.0	-17.2					
1993 1	109.0	108.7	-6.8	100.3	-1.2	94.2	111.1	5.5	84.8	-8.0					
1993 2	94.1	97.1	-6.5	96.9	-1.5	83.2	96.6	-3.9	86.1	-2.9					
1993 3	108.7	110.2	-1.7	98.6	0.4	89.2	100.0	0.9	89.2	8.8					
1993 4	136.8	135.2	-1.6	101.2	1.5	111.6	115.2	3.3	96.9	21.1					
	Monatliche Indizes					Monthly Indices					Indices mensuels				
1989 1	99.6	89.6	:	111.2	:	134.8	90.2	:	149.5	:					
1989 2	100.7	90.5	:	111.3	:	137.4	89.5	:	153.5	:					
1989 3	96.1	86.3	:	111.4	:	150.8	97.7	:	154.4	:					
1989 4	93.7	85.1	:	110.1	:	142.8	91.7	:	155.7	:					
1989 5	86.1	78.2	:	110.1	:	128.0	82.5	:	155.1	:					
1989 6	93.6	85.3	:	109.7	:	141.4	89.5	:	158.0	:					
1989 7	74.9	68.3	:	109.7	:	115.4	76.2	:	151.5	:					
1989 8	83.3	76.9	:	108.3	:	118.4	83.0	:	142.6	:					
1989 9	108.7	103.7	:	104.8	:	123.4	91.2	:	135.3	:					
1989 10	127.9	119.2	:	107.3	:	130.9	103.4	:	126.6	:					
1989 11	118.6	112.7	:	105.2	:	109.9	92.1	:	119.3	:					
1989 12	96.2	92.6	:	103.9	:	101.6	90.4	:	112.4	:					

EU Ausfuhr
SITC 07: KAFFEE, TEE,
KAKAO, GEWUERZE UND
WAREN DARAUS

EU Exports
SITC 07: COFFEE, TEA,
COCOA, SPICES, AND
MANUFACTURES
THEREOF

Exportations UE
CTCI 07: CAFE, THE, CACAO,
EPICES ET PRODUITS
DERIVES

	Intra-EU Intra-EU Intra-UE					Extra-EU Extra-EU Extra-UE									
	VAL	VOL	VOL Δ%	UV	UV Δ%	VAL	VOL	VOL Δ%	UV	UV Δ%					
	Jährliche Indizes					Annual Indices					Indices annuels				
1989	99.8	92.1	:	108.4	:	101.4	98.7	:	102.7	:					
1990	100.0	100.0	8.6	100.0	-7.7	100.0	100.0	1.3	100.0	-2.6					
1991	107.9	108.4	8.4	99.5	-0.5	94.3	94.6	-5.4	99.7	-0.3					
1992	115.2	115.3	6.4	99.9	0.4	105.2	105.5	11.5	99.7	0.0					
1993	119.6	120.4	4.4	99.3	-0.6	130.4	129.4	22.7	100.8	1.1					
	Vierteljährliche Indizes					Quarterly Indices					Indices trimestriels				
1989 1	98.7	89.0	:	110.9	:	95.4	91.2	:	104.6	:					
1989 2	90.6	82.5	:	109.8	:	89.1	88.0	:	101.3	:					
1989 3	93.9	87.3	:	107.6	:	98.8	95.9	:	103.0	:					
1989 4	116.6	109.9	:	106.1	:	118.2	115.7	:	102.2	:					
1990 1	96.6	94.4	6.1	102.3	-7.8	103.8	100.9	10.6	102.9	-1.6					
1990 2	89.8	91.1	10.4	98.6	-10.2	95.6	96.4	9.5	99.2	-2.1					
1990 3	92.8	94.1	7.8	98.6	-8.4	94.8	95.8	-0.1	99.0	-3.9					
1990 4	120.3	119.9	9.1	100.3	-5.5	122.5	123.6	6.8	99.1	-3.0					
1991 1	109.1	110.1	16.6	99.1	-3.1	93.0	93.5	-7.3	99.5	-3.3					
1991 2	95.7	97.5	7.0	98.2	-0.4	79.3	81.2	-15.8	97.7	-1.5					
1991 3	102.9	103.4	9.9	99.5	0.9	88.7	87.9	-8.2	100.9	1.9					
1991 4	124.0	123.1	2.7	100.7	0.4	114.7	114.4	-7.4	100.3	1.2					
1992 1	114.9	113.1	2.7	101.6	2.5	106.0	103.7	10.9	102.2	2.7					
1992 2	105.8	106.7	9.4	99.2	1.0	91.9	92.5	13.9	99.3	1.6					
1992 3	109.6	111.3	7.6	98.5	-1.0	105.7	107.1	21.8	98.7	-2.2					
1992 4	131.7	131.6	6.9	100.1	-0.6	136.8	138.2	20.8	99.0	-1.3					
1993 1	110.8	110.2	-2.6	100.5	-1.1	119.4	118.5	14.3	100.8	-1.4					
1993 2	106.5	108.8	2.0	97.9	-1.3	98.5	99.6	7.7	98.9	-0.4					
1993 3	113.6	115.6	3.9	98.3	-0.2	124.6	122.8	14.7	101.5	2.8					
1993 4	141.4	140.8	7.0	100.4	0.3	179.0	176.7	27.9	101.3	2.3					
	Monatliche Indizes					Monthly Indices					Indices mensuels				
1989 1	96.2	87.1	:	110.5	:	96.9	91.7	:	105.7	:					
1989 2	100.9	90.4	:	111.6	:	92.6	87.6	:	105.7	:					
1989 3	99.1	89.6	:	110.6	:	96.6	94.3	:	102.4	:					
1989 4	89.6	81.2	:	110.3	:	87.7	86.5	:	101.4	:					
1989 5	86.8	78.8	:	110.1	:	88.3	87.1	:	101.4	:					
1989 6	95.6	87.6	:	109.1	:	91.3	90.3	:	101.1	:					
1989 7	77.9	72.1	:	108.0	:	86.7	86.4	:	100.4	:					
1989 8	91.7	85.4	:	107.4	:	94.8	92.0	:	103.0	:					
1989 9	112.1	104.3	:	107.5	:	114.9	109.3	:	105.1	:					
1989 10	133.0	123.4	:	107.8	:	128.5	123.3	:	104.2	:					
1989 11	120.4	113.6	:	106.0	:	118.6	116.7	:	101.6	:					
1989 12	96.3	92.8	:	103.8	:	107.5	107.1	:	100.4	:					

SITC 07: KAFFEE, TEE,
KAKAO, GEWUERZE UND
WAREN DARAUS

SITC 07: COFFEE, TEA,
COCOA, SPICES, AND
MANUFACTURES
THEREOF

CTCI 07: CAFE, THE, CACAO,
EPICES ET PRODUITS
DERIVES

	Intra-EU Intra-EU Intra-UE					Extra-EU Extra-EU Extra-UE									
	VAL	VOL	VOL Δ%	UV	UV Δ%	VAL	VOL	VOL Δ%	UV	UV Δ%					
	Monatliche Indizes					Monthly Indices					Indices mensuels				
1990 1	97.1	94.8	5.8	102.4	-7.9	110.0	103.8	15.1	106.0	-29.1					
1990 2	91.6	89.5	-1.1	102.4	-8.0	92.3	90.8	1.5	101.7	-33.7					
1990 3	100.3	100.1	16.0	100.2	-10.1	106.8	108.2	10.7	98.7	-36.1					
1990 4	89.7	91.3	7.3	98.3	-10.7	98.1	96.9	5.7	101.2	-35.0					
1990 5	86.6	89.3	14.2	97.0	-11.9	95.4	94.8	14.9	100.6	-35.1					
1990 6	84.8	86.4	1.3	98.1	-10.6	103.8	102.5	14.5	101.3	-35.9					
1990 7	82.2	83.8	22.7	98.1	-10.6	90.5	89.6	17.6	101.0	-33.3					
1990 8	89.5	90.3	17.4	99.1	-8.5	93.4	94.2	13.5	99.2	-30.4					
1990 9	114.2	113.7	9.6	100.4	-4.2	94.6	95.4	4.6	99.2	-26.7					
1990 10	133.6	131.8	10.6	101.4	-5.5	110.6	112.1	8.4	98.7	-22.0					
1990 11	128.5	128.0	13.6	100.4	-4.6	106.4	109.0	18.3	97.6	-18.2					
1990 12	101.6	100.9	9.0	100.7	-3.1	100.4	105.2	16.4	95.4	-15.1					
1991 1	114.2	114.2	20.5	100.0	-2.3	103.8	109.0	5.0	95.2	-10.2					
1991 2	107.2	107.0	19.6	100.2	-2.1	90.2	96.4	6.2	93.6	-8.0					
1991 3	104.9	106.5	6.4	98.5	-1.7	102.5	108.3	0.1	94.6	-4.2					
1991 4	95.5	97.1	6.4	98.4	0.1	106.0	109.7	13.2	96.6	-4.5					
1991 5	96.3	97.7	9.4	98.6	1.6	98.0	98.1	3.5	99.9	-0.7					
1991 6	101.0	103.1	19.3	98.0	-0.1	95.8	95.0	-7.3	100.8	-0.5					
1991 7	95.0	95.7	14.2	99.3	1.2	86.6	84.9	-5.2	102.0	1.0					
1991 8	96.5	97.4	7.9	99.1	0.0	83.3	82.9	-12.0	100.5	1.3					
1991 9	123.0	122.8	8.0	100.2	-0.2	98.9	98.9	3.7	100.0	0.8					
1991 10	141.9	140.5	6.6	101.0	-0.4	116.3	118.4	5.6	98.2	-0.5					
1991 11	126.5	125.6	-1.9	100.7	0.3	101.2	105.5	-3.2	95.9	-1.7					
1991 12	105.7	106.7	5.7	99.1	-1.6	94.9	99.4	-5.5	95.5	0.1					
1992 1	114.2	112.7	-1.3	101.3	1.3	100.5	108.2	-0.7	92.9	-2.4					
1992 2	118.1	116.1	8.5	101.7	1.5	91.3	99.9	3.6	91.4	-2.4					
1992 3	122.8	120.9	13.5	101.6	3.1	99.5	107.7	-0.6	92.4	-2.3					
1992 4	112.3	112.5	15.9	99.8	1.4	100.0	110.5	0.7	90.5	-6.3					
1992 5	97.0	99.6	1.9	97.4	-1.2	83.7	94.6	-3.6	88.5	-11.4					
1992 6	97.2	99.4	-3.6	97.8	-0.2	83.7	96.4	1.5	86.8	-13.9					
1992 7	99.2	102.7	7.3	96.6	-2.7	86.5	102.2	20.4	84.6	-17.1					
1992 8	95.9	97.0	-0.4	98.9	-0.2	70.4	85.6	3.3	82.2	-18.2					
1992 9	135.0	136.5	11.2	98.9	-1.3	86.8	109.4	10.6	79.3	-20.7					
1992 10	149.2	149.5	6.4	99.8	-1.2	90.8	115.2	-2.7	78.8	-19.8					
1992 11	139.5	140.1	11.5	99.6	-1.1	86.0	108.3	2.7	79.4	-17.2					
1992 12	122.0	122.5	14.8	99.6	0.5	90.8	111.1	11.8	81.7	-14.5					
1993 1	87.9	87.3	-22.5	100.7	-0.6	85.1	101.8	-5.9	83.6	-10.0					
1993 2	122.6	120.7	4.0	101.6	-0.1	97.7	115.8	15.9	84.4	-7.7					
1993 3	116.7	118.2	-2.2	98.7	-2.9	99.9	115.8	7.5	86.3	-6.6					
1993 4	97.3	99.2	-11.8	98.1	-1.7	87.7	101.0	-8.6	86.8	-4.1					
1993 5	87.7	91.5	-8.1	95.8	-1.6	80.1	92.8	-1.9	86.3	-2.5					
1993 6	97.1	100.4	1.0	96.7	-1.1	82.2	96.2	-0.2	85.4	-1.6					
1993 7	97.0	100.1	-2.5	96.9	0.3	92.6	106.9	4.6	86.6	2.4					
1993 8	98.7	100.6	3.7	98.1	-0.8	75.9	84.3	-1.5	90.0	9.5					
1993 9	130.5	130.0	-4.8	100.4	1.5	99.0	108.7	-0.6	91.1	14.9					
1993 10	137.7	134.7	-9.9	102.2	2.4	110.8	117.0	1.6	94.7	20.2					
1993 11	146.3	145.4	3.8	100.6	1.0	104.4	108.7	0.4	96.0	20.9					
1993 12	126.9	125.6	2.5	101.0	1.4	119.9	120.0	8.0	99.9	22.3					

EU Ausfuhr
SITC 07: KAFFEE, TEE,
KAKAO, GEWUERZE UND
WAREN DARAUS

EU Exports
SITC 07: COFFEE, TEA,
COCOA, SPICES, AND
MANUFACTURES
THEREOF

Exportations UE
CTCI 07: CAFE, THE, CACAO,
EPICES ET PRODUITS
DERIVES

	Intra-EU Intra-EU Intra-UE					Extra-EU Extra-EU Extra-UE									
	VAL	VOL	VOL Δ%	UV	UV Δ%	VAL	VOL	VOL Δ%	UV	UV Δ%					
	Monatliche Indizes					Monthly Indices					Indices mensuels				
1990 1	95.5	92.4	6.1	103.4	-6.4	102.9	99.4	8.4	103.5	-2.1					
1990 2	93.6	91.1	0.8	102.7	-8.0	101.1	96.7	10.4	104.5	-1.1					
1990 3	100.7	99.6	11.2	101.1	-8.6	107.5	106.5	12.9	100.9	-1.5					
1990 4	88.3	89.3	10.0	98.9	-10.3	98.5	98.8	14.2	99.7	-1.7					
1990 5	94.9	96.4	22.3	98.4	-10.6	98.3	99.1	13.8	99.2	-2.2					
1990 6	86.2	87.6	0.0	98.4	-9.8	89.8	91.1	0.9	98.6	-2.5					
1990 7	81.5	83.5	15.8	97.6	-9.6	87.5	89.8	3.9	97.4	-3.0					
1990 8	89.8	91.8	7.5	97.8	-8.9	96.3	97.5	6.0	98.8	-4.1					
1990 9	107.0	106.9	2.5	100.1	-6.9	100.6	100.1	-8.4	100.5	-4.4					
1990 10	137.7	136.3	10.5	101.0	-6.3	131.5	132.2	7.2	99.5	-4.5					
1990 11	123.1	123.8	9.0	99.4	-6.2	125.7	126.3	8.2	99.5	-2.1					
1990 12	100.2	99.8	7.5	100.4	-3.3	110.2	112.3	4.9	98.1	-2.3					
1991 1	113.8	113.5	22.8	100.3	-3.0	96.0	95.0	-4.4	101.0	-2.4					
1991 2	105.2	106.3	16.7	99.0	-3.6	95.4	94.8	-2.0	100.6	-3.7					
1991 3	108.5	110.6	11.0	98.1	-3.0	87.6	90.6	-14.9	96.7	-4.2					
1991 4	94.3	95.4	6.8	98.8	-0.1	82.0	84.8	-14.2	96.7	-3.0					
1991 5	93.7	96.3	-0.1	97.3	-1.1	80.3	80.9	-18.4	99.2	0.0					
1991 6	99.3	100.7	15.0	98.6	0.2	75.8	77.9	-14.5	97.3	-1.3					
1991 7	94.1	95.4	14.3	98.6	1.0	82.6	83.4	-7.1	99.1	1.7					
1991 8	94.6	95.9	4.5	98.6	0.8	80.6	79.3	-18.7	101.6	2.8					
1991 9	120.0	118.8	11.1	101.0	0.9	102.6	100.8	0.7	101.8	1.3					
1991 10	141.3	139.2	2.1	101.5	0.5	129.4	125.6	-5.0	103.0	3.5					
1991 11	124.9	123.5	-0.2	101.1	1.7	110.3	111.0	-12.1	99.4	-0.1					
1991 12	105.7	106.7	6.9	99.1	-1.3	104.6	106.7	-5.0	98.0	-0.1					
1992 1	114.7	113.3	-0.2	101.2	0.9	98.5	94.9	-0.1	103.8	2.8					
1992 2	109.9	107.6	1.2	102.1	3.1	107.6	106.5	12.3	101.0	0.4					
1992 3	120.3	118.5	7.1	101.5	3.5	112.1	109.8	21.2	102.1	5.6					
1992 4	111.2	111.1	16.5	100.1	1.3	98.0	99.4	17.2	98.6	2.0					
1992 5	88.6	89.0	-7.6	99.5	2.3	80.2	81.8	1.1	98.0	-1.2					
1992 6	117.6	119.8	19.0	98.2	-0.4	97.2	96.2	23.5	101.0	3.8					
1992 7	97.8	100.1	4.9	97.7	-0.9	97.7	98.4	18.0	99.3	0.2					
1992 8	94.6	95.7	-0.2	98.8	0.2	93.6	93.0	17.3	100.6	-1.0					
1992 9	136.8	138.2	16.3	99.0	-2.0	126.0	130.0	29.0	96.9	-4.8					
1992 10	148.0	147.7	6.1	100.2	-1.3	146.9	147.6	17.5	99.5	-3.4					
1992 11	131.8	131.4	6.4	100.3	-0.8	129.5	128.9	16.1	100.5	1.1					
1992 12	115.6	115.9	8.6	99.7	0.6	134.1	138.2	29.5	97.0	-1.0					
1993 1	96.8	97.1	-14.3	99.7	-1.5	110.3	109.9	15.8	100.4	-3.3					
1993 2	110.9	110.5	2.7	100.4	-1.7	124.1	122.5	15.0	101.3	0.3					
1993 3	124.7	123.1	3.9	101.3	-0.2	124.1	123.1	12.1	100.8	-1.3					
1993 4	108.8	110.5	-0.5	98.5	-1.6	104.8	106.8	7.4	98.1	-0.5					
1993 5	95.6	97.9	10.0	97.7	-1.8	95.7	96.7	18.2	99.0	1.0					
1993 6	115.1	117.9	-1.6	97.6	-0.6	94.9	95.3	-0.9	99.6	-1.4					
1993 7	87.8	89.7	-10.4	97.9	0.2	105.4	106.1	7.8	99.3	0.0					
1993 8	107.2	109.2	14.1	98.2	-0.6	111.4	109.2	17.4	102.0	1.4					
1993 9	146.0	148.1	7.2	98.6	-0.4	157.5	153.2	17.8	102.8	6.1					
1993 10	146.1	147.7	0.0	98.9	-1.3	162.3	161.8	9.6	100.3	0.8					
1993 11	153.7	151.9	15.6	101.2	0.9	172.7	167.0	29.6	103.4	2.9					
1993 12	124.3	122.9	6.0	101.1	1.4	201.7	201.1	45.5	100.3	3.4					

SITC 08: TIERFUTTER
(AUSGENOMMEN
UNGEMAHLENES GETREIDE)

SITC 08: FEEDING STUFF
FOR ANIMALS (NOT
INCLUDING UNMILLED
CEREALS)

CTCI 08: NOURRITURE DEST.
AUX ANIMAUX (A L'EXCL.
DES CEREALES NON
MOULUES)

	Intra-EU Intra-EU Intra-UE					Extra-EU Extra-EU Extra-UE									
	VAL	VOL	VOL Δ%	UV	UV Δ%	VAL	VOL	VOL Δ%	UV	UV Δ%					
	Jährliche Indizes					Annual Indices					Indices annuels				
1989	102.6	91.4	:	112.3	:	113.9	90.2	:	126.3	:					
1990	100.0	100.0	9.4	100.0	-11.0	100.0	100.0	10.9	100.0	-20.8					
1991	106.6	107.2	7.2	99.4	-0.6	100.5	98.3	-1.7	102.2	2.2					
1992	118.3	113.9	6.3	103.9	4.5	104.9	104.5	6.3	100.4	-1.8					
1993	111.4	105.9	-7.0	105.2	1.3	107.6	101.7	-2.7	105.8	5.4					
	Vierteljährliche Indizes					Quarterly Indices					Indices trimestriels				
1989 1	101.6	87.7	:	115.8	:	109.3	80.1	:	136.5	:					
1989 2	101.4	87.8	:	115.5	:	118.9	89.0	:	133.6	:					
1989 3	97.9	87.9	:	111.4	:	120.0	98.5	:	121.8	:					
1989 4	111.6	103.9	:	107.4	:	114.8	99.0	:	116.0	:					
1990 1	103.0	95.5	8.9	107.9	-6.8	108.7	99.1	23.7	109.7	-19.6					
1990 2	95.2	93.2	6.2	102.1	-11.6	99.4	95.9	7.8	103.7	-22.4					
1990 3	92.4	95.2	8.3	97.1	-12.8	96.1	101.1	2.6	95.1	-21.9					
1990 4	108.5	115.2	10.9	94.2	-12.3	96.0	104.1	5.2	92.2	-20.5					
1991 1	104.9	108.5	13.6	96.7	-10.4	96.3	101.4	2.3	95.0	-13.4					
1991 2	100.0	100.6	7.9	99.4	-2.6	95.9	92.5	-3.5	103.7	0.0					
1991 3	102.9	102.2	7.4	100.7	3.7	104.1	98.1	-3.0	106.1	11.6					
1991 4	118.0	117.3	1.8	100.6	6.8	105.0	100.8	-3.2	104.2	13.0					
1992 1	120.7	115.7	6.6	104.3	7.9	113.9	109.3	7.8	104.2	9.7					
1992 2	111.7	106.9	6.3	104.5	5.1	101.7	100.0	8.1	101.7	-1.9					
1992 3	112.5	109.1	6.8	103.1	2.4	101.5	107.5	9.6	94.4	-11.0					
1992 4	130.5	126.0	7.4	103.6	3.0	107.1	105.8	5.0	101.2	-2.9					
1993 1	107.4	100.3	-13.3	107.1	2.7	108.2	100.1	-8.4	108.1	3.7					
1993 2	105.1	99.4	-7.0	105.7	1.1	97.1	94.7	-5.3	102.5	0.8					
1993 3	100.5	96.1	-11.9	104.6	1.5	110.8	105.4	-2.0	105.1	11.3					
1993 4	117.3	113.1	-10.2	103.7	0.1	114.1	106.4	0.6	107.2	5.9					
	Monatliche Indizes					Monthly Indices					Indices mensuels				
1989 1	105.7	90.7	:	116.5	:	101.8	75.7	:	134.5	:					
1989 2	95.5	82.5	:	115.8	:	117.7	85.2	:	138.1	:					
1989 3	103.3	89.8	:	115.0	:	108.8	79.5	:	136.8	:					
1989 4	103.4	88.9	:	116.3	:	112.7	83.1	:	135.6	:					
1989 5	100.2	86.7	:	115.6	:	125.8	93.8	:	134.1	:					
1989 6	100.7	87.9	:	114.6	:	118.3	90.0	:	131.4	:					
1989 7	91.6	80.4	:	113.9	:	120.7	96.7	:	124.8	:					
1989 8	100.3	90.4	:	110.9	:	124.1	103.2	:	120.3	:					
1989 9	101.8	92.8	:	109.7	:	115.2	95.7	:	120.4	:					
1989 10	110.6	101.7	:	108.8	:	128.0	108.7	:	117.8	:					
1989 11	116.6	109.3	:	106.7	:	121.1	104.1	:	116.3	:					
1989 12	107.6	100.8	:	106.7	:	95.1	84.1	:	113.1	:					

SITC 08: TIERFUTTER
(AUSGENOMMEN
UNGEMAHLENES GETREIDE)

SITC 08: FEEDING STUFF
FOR ANIMALS (NOT
INCLUDING UNMILLED
CEREALS)

CTCI 08: NOURRITURE DEST.
AUX ANIMAUX (A L'EXCL.
DES CEREALES NON
MOULUES)

	Intra-EU Intra-EU Intra-UE					Extra-EU Extra-EU Extra-UE									
	VAL	VOL	VOL Δ%	UV	UV Δ%	VAL	VOL	VOL Δ%	UV	UV Δ%					
	Jährliche Indizes					Annual Indices					Indices annuels				
1989	102.0	92.7	:	110.0	:	109.7	100.8	:	108.8	:					
1990	100.0	100.0	7.9	100.0	-9.1	100.0	100.0	-0.8	100.0	-8.1					
1991	106.1	108.3	8.3	98.0	-2.0	109.3	109.1	9.1	100.2	0.2					
1992	116.9	114.3	5.5	102.3	4.4	134.5	133.0	21.9	101.1	0.9					
1993	118.0	115.5	1.0	102.2	-0.1	147.6	140.3	5.5	105.2	4.1					
	Vierteljährliche Indizes					Quarterly Indices					Indices trimestriels				
1989 1	100.5	89.6	:	112.2	:	107.3	97.6	:	109.9	:					
1989 2	99.5	89.2	:	111.5	:	113.8	103.8	:	109.6	:					
1989 3	97.1	88.6	:	109.6	:	109.5	101.0	:	108.4	:					
1989 4	111.4	104.1	:	107.0	:	115.6	107.7	:	107.3	:					
1990 1	107.6	101.6	13.4	105.9	-5.6	100.9	96.9	-0.7	104.1	-5.3					
1990 2	93.6	92.0	3.1	101.7	-8.8	102.1	101.1	-2.6	101.0	-7.8					
1990 3	91.4	93.6	5.6	97.6	-10.9	90.6	91.2	-9.7	99.3	-8.4					
1990 4	107.0	112.4	8.0	95.2	-11.0	106.1	110.4	2.5	96.1	-10.4					
1991 1	106.6	110.0	8.3	96.9	-8.5	98.7	100.6	3.8	98.1	-5.8					
1991 2	99.4	102.4	11.3	97.1	-4.5	108.8	109.0	7.8	99.8	-1.2					
1991 3	102.5	104.1	11.2	98.5	0.9	116.6	115.0	26.1	101.4	2.1					
1991 4	116.2	116.9	4.0	99.4	4.4	114.5	113.0	2.4	101.3	5.4					
1992 1	118.4	115.4	4.9	102.6	5.9	134.4	132.9	32.1	101.1	3.1					
1992 2	110.8	107.8	5.3	102.8	5.9	134.9	132.4	21.5	101.9	2.1					
1992 3	112.2	108.8	4.5	103.1	4.7	146.0	145.3	26.3	100.5	-0.9					
1992 4	128.2	126.9	8.6	101.0	1.6	152.4	151.0	33.6	100.9	-0.4					
1993 1	111.2	106.9	-7.4	104.0	1.4	147.1	140.8	5.9	104.5	3.4					
1993 2	114.2	112.7	4.5	101.3	-1.5	134.8	127.3	-3.9	105.9	3.9					
1993 3	115.5	113.1	4.0	102.1	-1.0	153.5	147.3	1.4	104.2	3.7					
1993 4	124.0	122.0	-3.9	101.6	0.6	155.2	145.9	-3.4	106.4	5.5					
	Monatliche Indizes					Monthly Indices					Indices mensuels				
1989 1	101.5	90.3	:	112.4	:	107.8	97.5	:	110.6	:					
1989 2	94.8	84.0	:	112.8	:	101.9	93.3	:	109.2	:					
1989 3	105.4	94.5	:	111.5	:	112.1	102.1	:	109.8	:					
1989 4	99.9	89.1	:	112.1	:	98.5	89.9	:	109.6	:					
1989 5	97.7	88.1	:	110.9	:	111.7	102.1	:	109.4	:					
1989 6	100.9	90.4	:	111.6	:	131.1	119.4	:	109.8	:					
1989 7	89.7	80.9	:	110.9	:	105.5	96.7	:	109.1	:					
1989 8	99.9	90.8	:	110.0	:	110.2	100.9	:	109.2	:					
1989 9	101.7	94.1	:	108.1	:	112.9	105.4	:	107.1	:					
1989 10	108.7	102.2	:	106.4	:	123.9	113.7	:	109.0	:					
1989 11	119.5	111.0	:	107.7	:	110.4	103.2	:	107.0	:					
1989 12	105.7	98.9	:	106.9	:	112.4	106.2	:	105.8	:					

SITC 08: TIERFUTTER
(AUSGENOMMEN
UNGEMAHLENES GETREIDE)

SITC 08: FEEDING STUFF
FOR ANIMALS (NOT
INCLUDING UNMILLED
CEREALS)

CTCI 08: NOURRITURE DEST.
AUX ANIMAUX (A L'EXCL.
DES CEREALES NON
MOULUES)

	Intra-EU Intra-EU Intra-UE					Extra-EU Extra-EU Extra-UE									
	VAL	VOL	VOL Δ%	UV	UV Δ%	VAL	VOL	VOL Δ%	UV	UV Δ%					
	Monatliche Indizes					Monthly Indices					Indices mensuels				
1990 1	110.9	102.1	12.6	108.6	-6.8	123.9	110.4	45.8	112.2	-16.6					
1990 2	94.1	86.8	5.2	108.4	-6.4	103.0	95.0	11.5	108.4	-21.5					
1990 3	104.1	97.6	8.7	106.7	-7.2	99.3	91.9	15.6	108.0	-21.1					
1990 4	94.9	92.0	3.5	103.1	-11.3	84.4	78.5	-5.5	107.5	-20.7					
1990 5	98.8	96.9	11.8	102.0	-11.8	98.3	95.0	1.3	103.5	-22.8					
1990 6	91.7	90.8	3.3	101.0	-11.9	115.8	114.3	27.0	101.3	-22.9					
1990 7	92.2	92.6	15.2	99.6	-12.6	100.0	102.0	5.5	98.0	-21.5					
1990 8	90.4	93.9	3.9	96.3	-13.2	103.0	108.9	5.5	94.6	-21.4					
1990 9	94.7	99.1	6.8	95.6	-12.9	85.3	92.4	-3.4	92.3	-23.3					
1990 10	113.0	119.5	17.5	94.6	-13.1	101.8	109.7	0.9	92.8	-21.2					
1990 11	111.8	118.9	8.8	94.0	-11.9	104.8	114.7	10.2	91.4	-21.4					
1990 12	100.7	107.2	6.3	93.9	-12.0	81.0	87.8	4.4	92.2	-18.5					
1991 1	113.7	118.3	15.9	96.1	-11.5	104.5	110.9	0.5	94.2	-16.0					
1991 2	97.3	100.1	15.3	97.2	-10.3	91.8	97.8	2.9	93.9	-13.4					
1991 3	104.0	107.3	9.9	96.9	-9.2	92.5	95.4	3.8	97.0	-10.2					
1991 4	101.2	102.7	11.6	98.5	-4.5	96.7	94.2	20.0	102.7	-4.5					
1991 5	103.3	104.2	7.5	99.1	-2.8	95.3	91.7	-3.5	103.9	0.4					
1991 6	95.6	94.8	4.4	100.8	-0.2	95.9	91.7	-19.8	104.6	3.3					
1991 7	105.6	103.6	11.9	101.9	2.3	112.2	103.9	1.9	108.0	10.2					
1991 8	98.3	98.2	4.6	100.1	3.9	104.3	99.4	-8.7	104.9	10.9					
1991 9	105.0	104.9	5.9	100.1	4.7	95.6	91.0	-1.5	105.1	13.9					
1991 10	123.1	122.7	2.7	100.3	6.0	105.1	101.7	-7.3	103.3	11.3					
1991 11	114.1	113.0	-5.0	101.0	7.4	102.5	97.2	-15.3	105.5	15.4					
1991 12	116.8	116.1	8.3	100.6	7.1	107.5	103.6	18.0	103.8	12.6					
1992 1	120.9	116.9	-1.2	103.4	7.6	108.9	105.2	-5.1	103.5	9.9					
1992 2	117.6	112.1	12.0	104.9	7.9	105.0	101.7	4.0	103.2	9.9					
1992 3	123.8	118.2	10.2	104.7	8.0	127.7	121.0	26.8	105.5	8.8					
1992 4	115.7	110.5	7.6	104.7	6.3	100.1	95.6	1.5	104.7	1.9					
1992 5	109.4	104.8	0.6	104.4	5.3	98.2	95.6	4.3	102.7	-1.2					
1992 6	110.0	105.4	11.2	104.4	3.6	106.9	108.9	18.8	98.2	-6.1					
1992 7	115.3	111.1	7.2	103.8	1.9	104.1	108.8	4.7	95.7	-11.4					
1992 8	104.8	102.4	4.3	102.3	2.2	94.3	100.2	0.8	94.1	-10.3					
1992 9	117.3	113.7	8.4	103.2	3.1	106.0	113.4	24.6	93.5	-11.0					
1992 10	127.9	122.6	-0.1	104.3	4.0	101.4	106.5	4.7	95.2	-7.8					
1992 11	127.1	123.6	9.4	102.8	1.8	113.8	110.9	14.1	102.6	-2.7					
1992 12	136.7	131.8	13.5	103.7	3.1	106.2	100.0	-3.5	106.2	2.3					
1993 1	102.1	95.8	-18.0	106.6	3.1	99.6	93.5	-11.1	106.5	2.9					
1993 2	105.0	97.8	-12.8	107.4	2.4	101.9	95.0	-6.6	107.3	4.0					
1993 3	114.9	107.2	-9.3	107.2	2.4	123.3	111.9	-7.5	110.2	4.5					
1993 4	108.2	101.8	-7.9	106.3	1.5	92.0	86.5	-9.5	106.4	1.6					
1993 5	99.7	95.5	-8.9	104.4	0.0	90.0	88.8	-7.1	101.4	-1.3					
1993 6	107.2	100.9	-4.3	106.2	1.7	108.9	108.7	-0.2	100.2	2.0					
1993 7	99.8	94.7	-14.8	105.4	1.5	113.1	110.1	1.2	102.7	7.3					
1993 8	100.3	95.5	-6.7	105.0	2.6	111.8	105.1	4.9	106.4	13.1					
1993 9	101.4	98.1	-13.7	103.4	0.2	107.5	101.1	-10.8	106.3	13.7					
1993 10	109.4	105.5	-13.9	103.7	-0.6	102.5	97.6	-8.4	105.0	10.3					
1993 11	116.9	112.6	-8.9	103.8	1.0	128.2	118.9	7.2	107.8	5.1					
1993 12	125.6	121.2	-8.0	103.6	-0.1	111.6	102.8	2.8	108.6	2.3					

EU Ausfuhr
SITC 08: TIERFUTTER
(AUSGENOMMEN
UNGEMAHLENES GETREIDE)

EU Exports
SITC 08: FEEDING STUFF
FOR ANIMALS (NOT
INCLUDING UNMILLED
CEREALS)

Exportations UE
CTCI 08: NOURRITURE DEST.
AUX ANIMAUX (A L'EXCL.
DES CEREALES NON
MOULUES)

	Intra-EU Intra-EU Intra-UE					Extra-EU Extra-EU Extra-UE									
	VAL	VOL	VOL Δ%	UV	UV Δ%	VAL	VOL	VOL Δ%	UV	UV Δ%					
	Monatliche Indizes					Monthly Indices					Indices mensuels				
1990 1	113.7	105.8	17.2	107.5	-4.4	104.8	99.6	2.2	105.2	-4.9					
1990 2	99.5	94.0	11.9	105.8	-6.2	95.0	91.1	-2.4	104.3	-4.5					
1990 3	109.5	104.9	11.0	104.4	-6.4	102.7	100.0	-2.1	102.7	-6.5					
1990 4	92.7	90.8	1.9	102.1	-8.9	90.2	89.0	-1.0	101.3	-7.6					
1990 5	98.4	96.1	9.1	102.4	-7.7	102.1	100.2	-1.9	101.9	-6.9					
1990 6	89.7	89.1	-1.4	100.7	-9.8	114.2	114.2	-4.4	100.0	-8.9					
1990 7	89.5	89.9	11.1	99.5	-10.3	97.1	96.3	-0.4	100.8	-7.6					
1990 8	92.2	95.0	4.6	97.1	-11.7	88.7	90.2	-10.6	98.3	-10.0					
1990 9	92.4	95.9	1.9	96.4	-10.8	85.9	87.1	-17.4	98.6	-7.9					
1990 10	112.2	118.0	15.5	95.1	-10.6	111.5	114.9	1.1	97.0	-11.0					
1990 11	109.6	114.8	3.4	95.5	-11.3	122.1	126.4	22.5	96.6	-9.7					
1990 12	99.2	104.4	5.6	95.0	-11.1	84.7	89.9	-15.3	94.2	-11.0					
1991 1	115.7	119.6	13.0	96.7	-10.0	101.3	101.7	2.1	99.6	-5.3					
1991 2	98.8	102.0	8.5	96.9	-8.4	104.3	107.6	18.1	96.9	-7.1					
1991 3	105.2	108.5	3.4	97.0	-7.1	90.4	92.4	-7.6	97.8	-4.8					
1991 4	103.1	106.2	17.0	97.1	-4.9	100.9	100.0	12.4	100.9	-0.4					
1991 5	101.5	105.8	10.1	95.9	-6.3	114.5	116.6	16.4	98.2	-3.6					
1991 6	93.9	95.2	6.8	98.6	-2.1	111.0	110.3	-3.4	100.6	0.6					
1991 7	102.5	103.7	15.4	98.8	-0.7	120.9	119.1	23.7	101.5	0.7					
1991 8	99.9	100.6	5.9	99.3	2.3	106.9	106.2	17.7	100.7	2.4					
1991 9	105.3	108.1	12.7	97.4	1.0	121.9	119.6	37.3	101.9	3.3					
1991 10	120.4	121.9	3.3	98.8	3.9	122.7	120.5	4.9	101.8	4.9					
1991 11	111.2	112.1	-2.4	99.2	3.9	110.6	109.3	-13.5	101.2	4.8					
1991 12	117.3	116.9	12.0	100.3	5.6	110.2	109.2	21.5	100.9	7.1					
1992 1	122.3	119.8	0.2	102.1	5.6	126.8	126.0	23.9	100.6	1.0					
1992 2	114.8	111.0	8.8	103.4	6.7	130.9	130.8	21.6	100.1	3.3					
1992 3	118.1	115.3	6.3	102.4	5.6	145.1	141.7	53.4	102.4	4.7					
1992 4	113.1	109.1	2.7	103.7	6.8	133.0	130.9	30.9	101.6	0.7					
1992 5	106.5	104.0	-1.7	102.4	6.8	130.2	127.4	9.3	102.2	4.1					
1992 6	113.0	110.4	16.0	102.4	3.9	141.7	138.9	25.9	102.0	1.4					
1992 7	118.6	113.7	9.6	104.3	5.6	148.0	144.5	21.3	102.4	0.9					
1992 8	101.9	99.0	-1.6	102.9	3.6	134.1	134.8	26.9	99.5	-1.2					
1992 9	116.0	113.6	5.1	102.1	4.8	155.9	156.5	30.9	99.6	-2.3					
1992 10	127.8	126.4	3.7	101.1	2.3	154.3	150.7	25.1	102.4	0.6					
1992 11	126.5	125.9	12.3	100.5	1.3	153.4	152.8	39.8	100.4	-0.8					
1992 12	130.3	128.5	9.9	101.4	1.1	149.2	149.3	36.7	99.9	-1.0					
1993 1	109.1	105.9	-11.6	103.0	0.9	134.3	128.6	2.1	104.4	3.8					
1993 2	109.7	103.7	-6.6	105.8	2.3	158.8	151.4	15.7	104.9	4.8					
1993 3	114.9	111.1	-3.6	103.4	1.0	148.2	142.4	0.5	104.1	1.7					
1993 4	118.3	114.5	4.9	103.3	-0.4	121.1	114.7	-12.4	105.6	3.9					
1993 5	109.5	107.5	3.4	101.9	-0.5	131.9	123.2	-3.3	107.1	4.8					
1993 6	114.4	115.9	5.0	98.7	-3.6	151.2	143.9	3.6	105.1	3.0					
1993 7	105.0	102.1	-10.2	102.8	-1.4	139.8	133.5	-7.6	104.7	2.2					
1993 8	113.3	111.1	12.2	102.0	-0.9	154.6	149.1	10.6	103.7	4.2					
1993 9	127.9	126.0	10.9	101.5	-0.6	166.2	159.5	1.9	104.2	4.6					
1993 10	114.2	114.4	-9.5	99.8	-1.3	148.9	141.0	-6.4	105.6	3.1					
1993 11	131.7	130.5	3.7	100.9	0.4	155.4	145.8	-4.6	106.6	6.2					
1993 12	126.1	121.1	-5.8	104.1	2.7	161.2	150.9	1.1	106.8	6.9					

EU Einfuhr
SITC 09: VERSCHIEDENE
GENIESSBARE WAREN UND
ZUBEREITUNGEN

EU Imports
SITC 09:
MISCELLANEOUS EDIBLE
PRODUCTS AND
PREPARATIONS

Importations UE
CTCI 09: PRODUITS ET
PREPARATIONS
ALIMENTAIRES DIVERS

	Intra-EU Intra-EU Intra-UE					Extra-EU Extra-EU Extra-UE									
	VAL	VOL	VOL Δ%	UV	UV Δ%	VAL	VOL	VOL Δ%	UV	UV Δ%					
	Jährliche Indizes					Annual Indices					Indices annuels				
1989	85.3	87.0	:	98.1	:	90.2	90.7	:	99.5	:					
1990	100.0	100.0	14.9	100.0	1.9	100.0	100.0	10.3	100.0	0.5					
1991	115.4	113.6	13.6	101.6	1.6	124.4	117.4	17.4	106.0	6.0					
1992	126.0	124.0	9.2	101.6	0.0	144.0	130.2	10.9	110.6	4.3					
1993	140.0	130.5	5.2	107.3	5.6	175.5	146.4	12.4	119.9	8.4					
	Vierteljährliche Indizes					Quarterly Indices					Indices trimestriels				
1989 1	82.0	84.2	:	97.4	:	85.0	85.3	:	99.7	:					
1989 2	91.1	93.5	:	97.4	:	91.6	93.9	:	97.6	:					
1989 3	80.6	81.7	:	98.6	:	89.0	91.6	:	97.2	:					
1989 4	87.8	88.5	:	99.2	:	96.9	93.7	:	103.4	:					
1990 1	92.8	90.4	7.4	102.7	5.4	94.7	92.8	8.8	102.1	2.4					
1990 2	113.3	111.3	19.0	101.8	4.5	94.6	96.0	2.2	98.5	0.9					
1990 3	98.2	101.5	24.2	96.7	-1.9	95.6	96.3	5.1	99.3	2.2					
1990 4	95.8	96.8	9.4	99.0	-0.2	114.2	114.1	21.8	100.1	-3.2					
1991 1	112.9	111.6	23.5	101.2	-1.5	120.9	120.8	30.2	100.1	-2.0					
1991 2	127.4	125.3	12.6	101.7	-0.1	134.0	126.1	31.4	106.3	7.9					
1991 3	116.3	114.6	12.9	101.5	5.0	122.9	112.1	16.4	109.6	10.4					
1991 4	113.2	110.8	14.5	102.2	3.2	130.4	120.2	5.3	108.5	8.4					
1992 1	117.9	113.8	2.0	103.6	2.4	140.2	131.6	8.9	106.5	6.4					
1992 2	140.0	137.4	9.7	101.9	0.2	147.8	134.0	6.3	110.3	3.8					
1992 3	119.9	119.5	4.3	100.3	-1.2	137.6	125.8	12.2	109.4	-0.2					
1992 4	127.1	126.1	13.8	100.8	-1.4	158.3	136.2	13.3	116.2	7.1					
1993 1	118.4	114.8	0.9	103.1	-0.5	164.1	138.6	5.3	118.4	11.2					
1993 2	142.4	132.2	-3.8	107.7	5.7	172.7	143.0	6.7	120.8	9.5					
1993 3	144.1	132.6	11.0	108.7	8.4	166.0	139.6	11.0	118.9	8.7					
1993 4	141.5	129.2	2.5	109.5	8.6	187.9	154.5	13.4	121.6	4.6					
	Monatliche Indizes					Monthly Indices					Indices mensuels				
1989 1	77.6	80.0	:	97.0	:	82.0	84.4	:	97.1	:					
1989 2	75.6	78.3	:	96.6	:	85.6	83.0	:	103.1	:					
1989 3	92.7	94.2	:	98.4	:	87.8	88.6	:	99.1	:					
1989 4	84.7	88.9	:	95.3	:	86.3	84.0	:	102.7	:					
1989 5	93.0	94.0	:	98.9	:	90.8	96.8	:	93.8	:					
1989 6	95.5	97.5	:	97.9	:	97.9	101.0	:	96.9	:					
1989 7	79.9	80.8	:	98.9	:	94.6	102.0	:	92.7	:					
1989 8	84.6	85.7	:	98.7	:	81.5	82.5	:	98.8	:					
1989 9	77.0	78.6	:	98.0	:	91.2	90.5	:	100.8	:					
1989 10	92.4	96.5	:	95.7	:	95.3	90.7	:	105.1	:					
1989 11	89.9	88.5	:	101.6	:	108.1	103.7	:	104.2	:					
1989 12	81.2	80.6	:	100.7	:	87.3	86.8	:	100.6	:					

EU Ausfuhr
SITC 09: VERSCHIEDENE
GENIESSBARE WAREN UND
ZUBEREITUNGEN

EU Exports
SITC 09:
MISCELLANEOUS EDIBLE
PRODUCTS AND
PREPARATIONS

Exportations UE
CTCI 09: PRODUITS ET
PREPARATIONS
ALIMENTAIRES DIVERS

	Intra-EU Intra-EU Intra-UE					Extra-EU Extra-EU Extra-UE									
	VAL	VOL	VOL Δ%	UV	UV Δ%	VAL	VOL	VOL Δ%	UV	UV Δ%					
	Jährliche Indizes					Annual Indices					Indices annuels				
1989	84.0	84.8	:	99.0	:	93.1	91.5	:	101.7	:					
1990	100.0	100.0	17.9	100.0	1.0	100.0	100.0	9.3	100.0	-1.7					
1991	116.8	113.5	13.5	102.9	2.9	107.8	106.5	6.5	101.2	1.2					
1992	128.6	121.3	6.9	106.0	3.0	124.4	116.7	9.6	106.6	5.3					
1993	146.2	127.8	5.4	114.4	7.9	146.9	127.3	9.1	115.4	8.3					
	Vierteljährliche Indizes					Quarterly Indices					Indices trimestriels				
1989 1	82.1	83.6	:	98.2	:	99.1	101.0	:	98.1	:					
1989 2	89.3	90.3	:	98.9	:	105.9	104.1	:	101.7	:					
1989 3	80.4	81.0	:	99.3	:	98.5	95.2	:	103.5	:					
1989 4	84.0	84.4	:	99.5	:	108.3	104.4	:	103.7	:					
1990 1	97.1	93.5	11.8	103.9	5.8	96.8	96.6	-4.4	100.2	2.1					
1990 2	110.5	109.0	20.7	101.4	2.5	109.0	107.2	3.0	101.7	0.0					
1990 3	97.5	100.7	24.3	96.8	-2.5	95.2	95.8	0.6	99.4	-4.0					
1990 4	94.8	96.7	14.6	98.0	-1.5	98.5	99.9	-4.3	98.6	-4.9					
1991 1	119.1	115.6	23.6	103.0	-0.9	106.3	107.3	11.1	99.1	-1.1					
1991 2	128.3	124.9	14.6	102.7	1.3	109.3	108.1	0.8	101.1	-0.6					
1991 3	119.4	116.3	15.5	102.7	6.1	115.1	114.5	19.5	100.5	1.1					
1991 4	116.0	112.3	16.1	103.3	5.4	122.5	118.0	18.1	103.8	5.3					
1992 1	122.6	113.6	-1.7	107.9	4.8	137.9	130.0	21.2	106.1	7.1					
1992 2	142.0	132.5	6.1	107.2	4.4	145.1	132.5	22.6	109.5	8.3					
1992 3	125.9	120.7	3.8	104.3	1.6	136.1	130.1	13.6	104.6	4.1					
1992 4	124.3	118.9	5.9	104.5	1.2	133.8	126.1	6.9	106.1	2.2					
1993 1	140.1	121.2	6.7	115.6	7.1	127.1	112.0	-13.8	113.5	7.0					
1993 2	151.8	133.9	1.1	113.4	5.8	150.2	130.6	-1.4	115.0	5.0					
1993 3	139.8	122.3	1.3	114.3	9.6	143.2	122.8	-5.6	116.6	11.5					
1993 4	136.3	118.9	0.0	114.6	9.7	146.4	125.7	-0.3	116.5	9.8					
	Monatliche Indizes					Monthly Indices					Indices mensuels				
1989 1	73.6	74.9	:	98.3	:	88.1	89.8	:	98.1	:					
1989 2	79.6	82.1	:	96.9	:	97.9	102.2	:	95.8	:					
1989 3	93.1	93.9	:	99.2	:	111.4	111.0	:	100.4	:					
1989 4	82.7	85.5	:	96.7	:	94.1	92.8	:	101.4	:					
1989 5	92.2	92.6	:	99.6	:	111.9	111.7	:	100.2	:					
1989 6	93.1	92.9	:	100.2	:	111.6	107.9	:	103.4	:					
1989 7	81.1	80.1	:	101.2	:	101.6	98.9	:	102.7	:					
1989 8	78.8	78.6	:	100.2	:	90.5	85.7	:	105.6	:					
1989 9	81.6	84.3	:	96.8	:	103.6	101.1	:	102.5	:					
1989 10	84.6	86.0	:	98.4	:	103.7	99.3	:	104.4	:					
1989 11	88.7	88.8	:	99.9	:	116.7	110.4	:	105.7	:					
1989 12	78.5	78.3	:	100.3	:	104.2	103.3	:	100.9	:					

SITC 09: VERSCHIEDENE
GENIESSBARE WAREN UND
ZUBEREITUNGENSITC 09:
MISCELLANEOUS EDIBLE
PRODUCTS AND
PREPARATIONSCTCI 09: PRODUITS ET
PREPARATIONS
ALIMENTAIRES DIVERS

	Intra-EU Intra-EU Intra-UE					Extra-EU Extra-EU Extra-UE									
	VAL	VOL	VOL Δ%	UV	UV Δ%	VAL	VOL	VOL Δ%	UV	UV Δ%					
	Monatliche Indizes					Monthly Indices					Indices mensuels				
1990 1	91.5	85.9	7.4	106.5	9.8	100.7	97.1	15.0	103.7	6.8					
1990 2	89.5	90.1	15.1	99.3	2.8	90.9	89.1	7.3	102.0	-1.1					
1990 3	97.7	95.3	1.2	102.5	4.2	92.7	92.2	4.1	100.5	1.4					
1990 4	109.0	103.8	16.8	105.0	10.2	91.8	91.7	9.2	100.1	-2.5					
1990 5	110.2	111.7	18.8	98.7	-0.2	94.7	99.5	2.8	95.2	1.5					
1990 6	120.8	118.5	21.5	101.9	4.1	97.2	96.9	-4.1	100.3	3.5					
1990 7	111.2	113.5	40.5	98.0	-0.9	97.3	98.0	-3.9	99.3	7.1					
1990 8	89.7	95.2	11.1	94.2	-4.6	94.2	97.1	17.7	97.0	-1.8					
1990 9	93.6	96.0	22.1	97.5	-0.5	95.5	93.7	3.5	101.9	1.1					
1990 10	103.2	105.2	9.0	98.1	2.5	116.5	115.3	27.1	101.0	-3.9					
1990 11	98.0	95.5	7.9	102.6	1.0	122.0	122.9	18.5	99.3	-4.7					
1990 12	86.0	89.6	11.2	96.0	-4.7	104.1	104.1	19.9	100.0	-0.6					
1991 1	118.2	117.5	36.8	100.6	-5.5	129.8	128.6	32.4	100.9	-2.7					
1991 2	101.5	100.7	11.8	100.8	1.5	116.8	121.3	36.1	96.3	-5.6					
1991 3	119.0	116.6	22.4	102.1	-0.4	116.1	112.5	22.0	103.2	2.7					
1991 4	119.6	117.4	13.1	101.9	-3.0	135.0	131.1	43.0	103.0	2.9					
1991 5	132.8	131.0	17.3	101.4	2.7	135.6	127.1	27.7	106.7	12.1					
1991 6	130.0	127.6	7.7	101.9	0.0	131.5	120.2	24.0	109.4	9.1					
1991 7	122.3	118.6	4.5	103.1	5.2	131.3	118.6	21.0	110.7	11.5					
1991 8	115.2	114.6	20.4	100.5	6.7	113.8	102.3	5.4	111.2	14.6					
1991 9	111.5	110.5	15.1	100.9	3.5	123.6	115.5	23.3	107.0	5.0					
1991 10	118.7	117.8	12.0	100.8	2.8	132.1	123.0	6.7	107.4	6.3					
1991 11	118.7	115.9	21.4	102.4	-0.2	136.8	124.6	1.4	109.8	10.6					
1991 12	102.1	98.6	10.0	103.5	7.8	122.3	113.0	8.5	108.2	8.2					
1992 1	114.6	111.2	-5.4	103.1	2.5	134.4	128.6	0.0	104.5	3.6					
1992 2	112.2	107.8	7.1	104.1	3.3	137.1	132.2	9.0	103.7	7.7					
1992 3	127.0	122.6	5.1	103.6	1.5	148.6	133.9	19.0	111.0	7.6					
1992 4	145.7	140.6	19.8	103.6	1.7	160.8	142.4	8.6	112.9	9.6					
1992 5	127.7	121.7	-7.1	104.9	3.5	138.4	128.6	1.2	107.6	0.8					
1992 6	146.7	149.8	17.4	97.9	-3.9	144.4	131.0	9.0	110.2	0.7					
1992 7	132.6	129.9	9.5	102.1	-1.0	147.7	134.9	13.7	109.5	-1.1					
1992 8	118.1	119.2	4.0	99.1	-1.4	123.5	113.7	11.1	108.6	-2.3					
1992 9	108.9	109.3	-1.1	99.6	-1.3	141.8	128.9	11.6	110.0	2.8					
1992 10	129.7	129.8	10.2	99.9	-0.9	156.2	134.9	9.7	115.8	7.8					
1992 11	129.8	130.1	12.3	99.8	-2.5	162.8	140.7	12.9	115.7	5.4					
1992 12	121.9	118.5	20.2	102.9	-0.6	156.0	133.2	17.9	117.1	8.2					
1993 1	101.9	103.3	-7.1	98.6	-4.4	143.5	121.9	-5.2	117.7	12.6					
1993 2	127.2	120.7	12.0	105.4	1.2	156.9	132.1	-0.1	118.8	14.6					
1993 3	125.8	120.3	-1.9	104.6	1.0	191.6	161.7	20.8	118.5	6.8					
1993 4	153.0	138.2	-1.7	110.7	6.9	169.7	142.5	0.1	119.1	5.5					
1993 5	141.1	131.0	7.6	107.7	2.7	174.2	141.2	9.8	123.4	14.7					
1993 6	133.1	127.5	-14.9	104.4	6.6	174.2	145.3	10.9	119.9	8.8					
1993 7	140.2	130.7	0.6	107.3	5.1	172.1	141.1	4.6	122.0	11.4					
1993 8	155.1	140.7	18.0	110.2	11.2	151.7	125.4	10.3	121.0	11.4					
1993 9	137.0	126.4	15.6	108.4	8.8	174.1	152.2	18.1	114.4	4.0					
1993 10	141.1	127.7	-1.6	110.5	10.6	170.5	142.8	5.9	119.4	3.1					
1993 11	145.2	132.7	2.0	109.4	9.6	200.8	160.9	14.4	124.8	7.9					
1993 12	137.9	127.1	7.3	108.5	5.4	192.2	159.9	20.0	120.2	2.6					

SITC 09: VERSCHIEDENE
GENIESSBARE WAREN UND
ZUBEREITUNGENSITC 09:
MISCELLANEOUS EDIBLE
PRODUCTS AND
PREPARATIONSCTCI 09: PRODUITS ET
PREPARATIONS
ALIMENTAIRES DIVERS

	Intra-EU Intra-EU Intra-UE					Extra-EU Extra-EU Extra-UE									
	VAL	VOL	VOL Δ%	UV	UV Δ%	VAL	VOL	VOL Δ%	UV	UV Δ%					
	Monatliche Indizes					Monthly Indices					Indices mensuels				
1990 1	97.9	92.8	23.9	105.5	7.3	89.3	88.9	-1.0	100.4	2.3					
1990 2	88.9	85.9	4.6	103.5	6.8	91.6	92.0	-10.0	99.6	4.0					
1990 3	104.4	101.7	8.3	102.7	3.5	109.5	109.0	-1.8	100.5	0.1					
1990 4	99.5	96.0	12.3	103.6	7.1	96.9	94.5	1.8	102.5	1.1					
1990 5	120.5	118.5	28.0	101.7	2.1	115.1	113.6	1.7	101.3	1.1					
1990 6	111.8	112.5	21.1	99.4	-0.8	115.1	113.5	5.2	101.4	-1.9					
1990 7	108.8	109.2	36.3	99.6	-1.6	100.9	100.8	1.9	100.1	-2.5					
1990 8	88.7	93.1	18.4	95.3	-4.9	95.3	96.3	12.4	99.0	-6.3					
1990 9	95.0	99.8	18.4	95.2	-1.7	89.4	90.3	-10.7	99.0	-3.4					
1990 10	107.2	112.6	30.9	95.2	-3.3	107.2	108.9	9.7	98.4	-5.7					
1990 11	97.2	96.7	8.9	100.5	0.6	97.1	99.2	-10.1	97.9	-7.4					
1990 12	79.9	80.8	3.2	98.9	-1.4	91.4	91.6	-11.3	99.8	-1.1					
1991 1	120.8	116.5	25.5	103.7	-1.7	108.5	109.8	23.5	98.8	-1.6					
1991 2	111.5	107.2	24.8	104.0	0.5	99.3	99.9	8.6	99.4	-0.2					
1991 3	124.8	123.1	21.0	101.4	-1.3	111.2	112.1	2.8	99.2	-1.3					
1991 4	122.8	119.2	24.2	103.0	-0.6	108.1	105.4	11.5	102.6	0.1					
1991 5	136.7	133.2	12.4	102.6	0.9	117.1	118.4	4.2	98.9	-2.4					
1991 6	125.5	122.3	8.7	102.6	3.2	102.5	100.4	-11.5	102.1	0.7					
1991 7	130.5	124.4	13.9	104.9	5.3	123.3	125.2	24.2	98.5	-1.6					
1991 8	112.8	107.9	15.9	104.5	9.7	108.4	106.6	10.7	101.7	2.7					
1991 9	115.2	116.7	16.9	98.7	3.7	113.5	111.8	23.8	101.5	2.5					
1991 10	125.0	119.6	6.2	104.5	9.8	124.6	119.7	9.9	104.1	5.8					
1991 11	116.4	112.9	16.8	103.1	2.6	119.6	115.1	16.0	103.9	6.1					
1991 12	106.8	104.4	29.2	102.3	3.4	123.0	119.0	29.9	103.4	3.6					
1992 1	120.6	109.3	-6.2	110.3	6.4	131.6	124.3	13.2	105.9	7.2					
1992 2	116.0	109.4	2.1	106.0	1.9	135.6	129.4	29.5	104.8	5.4					
1992 3	131.4	122.2	-0.7	107.5	6.0	146.6	136.1	21.4	107.7	8.6					
1992 4	141.9	132.1	10.8	107.4	4.3	151.1	136.9	29.9	110.4	7.6					
1992 5	132.0	120.2	-9.8	109.8	7.0	136.6	125.0	5.6	109.3	10.5					
1992 6	152.4	145.1	18.6	105.0	2.3	147.7	135.6	35.1	108.9	6.7					
1992 7	142.9	133.9	7.6	106.7	1.7	155.7	149.7	19.6	104.0	5.6					
1992 8	113.0	107.8	-0.1	104.8	0.3	123.2	117.9	10.6	104.5	2.8					
1992 9	121.7	120.4	3.2	101.1	2.4	129.3	122.7	9.7	105.4	3.8					
1992 10	132.9	126.7	5.9	104.9	0.4	136.2	128.5	7.4	106.0	1.8					
1992 11	125.7	120.5	6.7	104.3	1.2	130.7	123.8	7.6	105.6	1.6					
1992 12	114.3	109.6	5.0	104.3	2.0	134.3	126.0	5.9	106.6	3.1					
1993 1	123.9	111.4	1.9	111.2	0.8	114.0	101.6	-18.3	112.2	5.9					
1993 2	150.8	126.2	15.4	119.5	12.7	129.0	115.7	-10.6	111.5	6.4					
1993 3	145.5	125.9	3.0	115.6	7.5	138.4	118.7	-12.8	116.6	8.3					
1993 4	144.8	129.4	-2.0	111.9	4.2	140.9	120.5	-12.0	116.9	5.9					
1993 5	146.6	129.4	7.7	113.3	3.2	143.3	128.5	2.8	111.5	2.0					
1993 6	163.9	142.9	-1.5	114.7	9.2	166.6	142.9	5.4	116.6	7.1					
1993 7	149.7	128.8	-3.8	116.2	8.9	147.7	130.9	-12.6	112.8	8.5					
1993 8	123.5	109.7	1.8	112.6	7.4	138.5	117.1	-0.7	118.3	13.2					
1993 9	146.2	128.4	6.6	113.9	12.7	143.6	120.6	-1.7	119.1	13.0					
1993 10	139.0	119.4	-5.8	116.4	11.0	139.8	123.5	-3.9	113.2	6.8					
1993 11	132.0	112.4	-6.7	117.4	12.6	140.8	120.9	-2.3	116.5	10.3					
1993 12	137.9	125.0	14.1	110.3	5.8	158.6	132.6	5.2	119.6	12.2					

SITC 11: GETRAENKE

SITC 11: BEVERAGES

CTCI 11: BOISSONS

	Intra-EU Intra-EU Intra-UE					Extra-EU Extra-EU Extra-UE									
	VAL	VOL	VOL Δ%	UV	UV Δ%	VAL	VOL	VOL Δ%	UV	UV Δ%					
	Jährliche Indizes					Annual Indices					Indices annuels				
1989	91.2	97.1	:	93.9	:	80.2	80.4	:	99.8	:					
1990	100.0	100.0	3.0	100.0	6.5	100.0	100.0	24.4	100.0	0.2					
1991	108.1	103.8	3.8	104.1	4.1	116.9	110.4	10.4	105.9	5.9					
1992	113.3	106.2	2.3	106.7	2.5	130.3	122.5	11.0	106.4	0.5					
1993	107.3	106.4	0.2	100.8	-5.5	144.7	125.7	2.6	115.1	8.2					
	Vierteljährliche Indizes					Quarterly Indices					Indices trimestriels				
1989 1	74.1	79.6	:	93.1	:	61.2	62.8	:	97.4	:					
1989 2	92.5	99.8	:	92.7	:	76.8	77.5	:	99.1	:					
1989 3	90.5	97.2	:	93.1	:	90.3	90.8	:	99.5	:					
1989 4	114.9	119.6	:	96.1	:	101.3	99.4	:	101.9	:					
1990 1	80.6	82.9	4.1	97.2	4.4	86.2	86.5	37.7	99.6	2.3					
1990 2	97.6	98.3	-1.5	99.3	7.1	94.6	95.8	23.6	98.7	-0.4					
1990 3	94.6	95.1	-2.2	99.5	6.9	102.0	101.3	11.6	100.7	1.2					
1990 4	126.9	123.3	3.1	102.9	7.1	118.4	117.6	18.3	100.7	-1.2					
1991 1	88.3	86.4	4.2	102.2	5.1	95.2	93.5	8.1	101.8	2.2					
1991 2	102.3	99.4	1.1	102.9	3.6	105.0	100.5	4.9	104.5	5.9					
1991 3	106.0	102.4	7.7	103.5	4.0	121.7	112.0	10.6	108.7	7.9					
1991 4	135.1	126.4	2.5	106.9	3.9	144.5	134.4	14.3	107.5	6.8					
1992 1	93.1	87.6	1.4	106.3	4.0	114.1	106.3	13.7	107.3	5.4					
1992 2	111.7	104.4	5.0	107.0	4.0	128.2	118.3	17.7	108.4	3.7					
1992 3	111.2	104.7	2.2	106.2	2.6	144.4	137.4	22.7	105.1	-3.3					
1992 4	140.9	131.7	4.2	107.0	0.1	140.5	133.8	-0.4	105.0	-2.3					
1993 1	84.1	83.0	-5.3	101.3	-4.7	116.5	103.3	-2.8	112.8	5.1					
1993 2	108.3	108.1	3.5	100.2	-6.4	140.4	126.5	6.9	111.0	2.4					
1993 3	97.6	96.1	-8.2	101.6	-4.3	144.6	123.2	-10.3	117.4	11.7					
1993 4	133.2	132.5	0.6	100.5	-6.1	177.6	150.1	12.2	118.3	12.7					
	Monatliche Indizes					Monthly Indices					Indices mensuels				
1989 1	70.2	76.1	:	92.3	:	69.1	70.6	:	97.9	:					
1989 2	68.3	73.4	:	93.0	:	53.8	55.9	:	96.2	:					
1989 3	83.9	89.3	:	94.0	:	60.6	61.9	:	97.9	:					
1989 4	91.2	98.1	:	93.0	:	70.1	71.7	:	97.8	:					
1989 5	88.3	95.2	:	92.8	:	78.0	78.6	:	99.2	:					
1989 6	97.9	106.2	:	92.2	:	82.2	82.0	:	100.3	:					
1989 7	98.1	105.6	:	92.9	:	86.6	87.2	:	99.3	:					
1989 8	83.8	92.3	:	90.8	:	90.7	91.5	:	99.1	:					
1989 9	89.4	93.6	:	95.5	:	94.0	93.9	:	100.1	:					
1989 10	108.1	113.0	:	95.7	:	98.7	97.1	:	101.6	:					
1989 11	129.1	133.5	:	96.7	:	112.3	108.1	:	103.9	:					
1989 12	107.7	112.5	:	95.7	:	92.8	92.8	:	100.0	:					

SITC 11: GETRAENKE

SITC 11: BEVERAGES

CTCI 11: BOISSONS

	Intra-EU Intra-EU Intra-UE					Extra-EU Extra-EU Extra-UE									
	VAL	VOL	VOL Δ%	UV	UV Δ%	VAL	VOL	VOL Δ%	UV	UV Δ%					
	Jährliche Indizes					Annual Indices					Indices annuels				
1989	91.0	96.7	:	94.1	:	95.4	99.9	:	95.5	:					
1990	100.0	100.0	3.4	100.0	6.3	100.0	100.0	0.1	100.0	4.7					
1991	107.6	103.4	3.4	104.1	4.1	101.8	95.5	-4.5	106.6	6.6					
1992	111.5	105.4	1.9	105.8	1.6	106.8	97.3	1.9	109.8	3.0					
1993	108.7	103.1	-2.2	105.4	-0.4	116.5	105.9	8.8	110.0	0.2					
	Vierteljährliche Indizes					Quarterly Indices					Indices trimestriels				
1989 1	73.8	79.9	:	92.4	:	82.8	89.1	:	92.9	:					
1989 2	91.3	97.7	:	93.4	:	95.5	98.2	:	97.3	:					
1989 3	88.8	94.6	:	93.9	:	104.7	108.7	:	96.3	:					
1989 4	109.7	114.2	:	96.1	:	113.0	118.7	:	95.2	:					
1990 1	79.8	81.7	2.3	97.7	5.7	85.8	88.5	-0.7	96.9	4.3					
1990 2	98.1	98.5	0.8	99.6	6.6	95.8	96.2	-2.0	99.6	2.4					
1990 3	96.3	96.2	1.7	100.1	6.6	108.0	106.5	-2.0	101.4	5.3					
1990 4	125.6	123.5	8.1	101.7	5.8	110.9	109.3	-7.9	101.5	6.6					
1991 1	89.2	87.5	7.1	101.9	4.3	81.9	79.9	-9.7	102.5	5.8					
1991 2	104.8	101.3	2.8	103.5	3.9	93.2	87.8	-8.7	106.1	6.5					
1991 3	104.9	100.9	4.9	104.0	3.9	110.1	102.8	-3.5	107.1	5.6					
1991 4	132.9	125.0	1.2	106.3	4.5	115.5	105.2	-3.8	109.8	8.2					
1992 1	92.0	86.4	-1.3	106.5	4.5	93.2	84.3	5.5	110.5	7.8					
1992 2	111.2	104.2	2.9	106.7	3.1	119.3	103.5	17.9	115.3	8.7					
1992 3	110.1	104.6	3.7	105.3	1.3	117.4	108.7	5.7	108.0	0.8					
1992 4	134.0	127.7	2.2	104.9	-1.3	117.4	110.9	5.4	105.9	-3.6					
1993 1	85.3	81.6	-5.6	104.5	-1.9	91.0	83.9	-0.5	108.5	-1.8					
1993 2	110.5	105.1	0.9	105.1	-1.5	110.5	99.8	-3.6	110.7	-4.0					
1993 3	103.1	98.6	-5.7	104.6	-0.7	127.1	114.8	5.6	110.7	2.5					
1993 4	132.7	124.4	-2.6	106.7	1.7	137.4	125.1	12.8	109.8	3.7					
	Monatliche Indizes					Monthly Indices					Indices mensuels				
1989 1	65.2	71.9	:	90.7	:	71.8	79.6	:	90.2	:					
1989 2	70.8	76.0	:	93.1	:	84.8	91.1	:	93.1	:					
1989 3	85.5	91.7	:	93.2	:	91.6	96.5	:	94.9	:					
1989 4	85.9	91.3	:	94.1	:	92.9	96.3	:	96.5	:					
1989 5	89.1	96.3	:	92.5	:	94.9	97.6	:	97.2	:					
1989 6	98.7	105.6	:	93.5	:	98.8	100.8	:	98.0	:					
1989 7	95.9	103.5	:	92.7	:	101.7	106.7	:	95.3	:					
1989 8	73.7	80.5	:	91.6	:	87.9	91.1	:	96.5	:					
1989 9	96.6	99.8	:	96.8	:	124.7	128.4	:	97.1	:					
1989 10	112.4	115.4	:	97.4	:	130.4	134.7	:	96.8	:					
1989 11	125.6	131.0	:	95.9	:	120.7	127.6	:	94.6	:					
1989 12	90.8	96.0	:	94.6	:	88.0	93.7	:	93.9	:					

SITC 11: GETRAENKE

SITC 11: BEVERAGES

CTCI 11: BOISSONS

	Intra-EU Intra-EU Intra-UE					Extra-EU Extra-EU Extra-UE									
	VAL	VOL	VOL Δ%	UV	UV Δ%	VAL	VOL	VOL Δ%	UV	UV Δ%					
	Monatliche Indizes					Monthly Indices					Indices mensuels				
1990 1	80.8	84.1	10.5	96.1	4.1	102.1	102.1	44.6	100.0	2.1					
1990 2	71.0	72.8	-0.8	97.5	4.8	71.7	72.8	30.2	98.5	2.4					
1990 3	89.8	91.6	2.6	98.0	4.3	85.0	84.7	36.8	100.3	2.5					
1990 4	91.9	93.0	-5.2	98.8	6.2	83.6	85.9	19.8	97.3	-0.5					
1990 5	97.2	98.1	3.0	99.1	6.8	106.7	107.5	36.8	99.3	0.1					
1990 6	103.8	103.9	-2.2	99.9	8.4	93.4	94.1	14.8	99.3	-1.0					
1990 7	107.5	107.5	1.8	100.0	7.6	110.7	109.3	25.3	101.3	2.0					
1990 8	82.3	84.3	-8.7	97.6	7.5	90.6	93.9	2.6	96.5	-2.6					
1990 9	94.0	93.5	-0.1	100.5	5.2	104.8	100.9	7.5	103.9	3.8					
1990 10	123.1	120.3	6.5	102.3	6.9	113.7	115.2	18.6	98.7	-2.9					
1990 11	145.1	140.5	5.2	103.3	6.8	134.7	130.4	20.6	103.3	-0.6					
1990 12	112.3	109.1	-3.0	102.9	7.5	106.7	107.0	15.3	99.7	-0.3					
1991 1	94.3	92.9	10.5	101.5	5.6	107.3	105.9	3.7	101.3	1.3					
1991 2	77.3	75.3	3.4	102.6	5.2	76.3	76.2	4.7	100.1	1.6					
1991 3	93.5	91.1	-0.5	102.6	4.7	102.0	98.4	16.2	103.7	3.4					
1991 4	100.9	97.8	5.2	103.2	4.5	104.7	102.4	19.2	102.2	5.0					
1991 5	103.8	100.8	2.8	103.0	3.9	109.1	103.2	-4.0	105.7	6.4					
1991 6	102.1	99.7	-4.0	102.4	2.5	101.4	96.0	2.0	105.6	6.3					
1991 7	116.3	111.7	3.9	104.1	4.1	133.1	124.9	14.3	106.6	5.2					
1991 8	90.7	89.7	6.4	101.1	3.6	110.9	100.8	7.3	110.0	14.0					
1991 9	110.9	105.8	13.2	104.8	4.3	121.4	110.4	9.4	110.0	5.9					
1991 10	128.5	121.3	0.8	105.9	3.5	137.6	131.9	14.5	104.3	5.7					
1991 11	147.8	137.0	-2.5	107.9	4.5	162.6	147.3	13.0	110.4	6.9					
1991 12	129.3	121.0	10.9	106.9	3.9	132.8	123.9	15.8	107.2	7.5					
1992 1	90.1	84.8	-8.7	106.3	4.7	126.4	117.0	10.5	108.0	6.6					
1992 2	85.7	80.2	6.5	106.8	4.1	93.0	86.7	13.8	107.3	7.2					
1992 3	103.8	97.9	7.5	106.0	3.3	122.8	115.2	17.1	106.6	2.8					
1992 4	107.7	99.7	1.9	108.0	4.7	137.9	127.7	24.7	108.0	5.7					
1992 5	107.4	100.0	-0.8	107.4	4.3	125.0	113.8	10.3	109.8	3.9					
1992 6	120.1	113.6	13.9	105.7	3.2	121.9	113.4	18.1	107.5	1.8					
1992 7	128.2	120.8	8.1	106.1	1.9	149.2	140.2	12.2	106.4	-0.2					
1992 8	93.8	88.3	-1.6	106.2	5.0	136.1	131.1	30.1	103.8	-5.6					
1992 9	111.5	104.9	-0.9	106.3	1.4	148.1	140.9	27.6	105.1	-4.5					
1992 10	126.5	118.1	-2.6	107.1	1.1	131.4	126.8	-3.9	103.6	-0.7					
1992 11	143.3	134.8	-1.6	106.3	-1.5	130.5	125.8	-14.6	103.7	-6.1					
1992 12	153.0	142.2	17.5	107.6	0.7	159.7	148.7	20.0	107.4	0.2					
1993 1	71.4	70.2	-17.2	101.7	-4.3	97.7	88.8	-24.1	110.0	1.9					
1993 2	80.4	80.0	-0.2	100.5	-5.9	105.1	93.3	7.6	112.7	5.0					
1993 3	100.4	98.8	0.9	101.6	-4.2	147.0	127.9	11.0	114.9	7.8					
1993 4	99.5	99.6	-0.1	99.9	-7.5	138.3	124.9	-2.2	110.7	2.5					
1993 5	107.8	106.1	6.1	101.6	-5.4	133.4	118.4	4.0	112.7	2.6					
1993 6	117.7	118.5	4.3	99.3	-6.1	149.7	136.3	20.2	109.8	2.1					
1993 7	104.9	102.2	-15.4	102.6	-3.3	138.4	120.6	-14.0	114.8	7.9					
1993 8	85.9	85.9	-2.7	100.0	-5.8	144.6	122.0	-6.9	118.5	14.2					
1993 9	102.0	100.2	-4.5	101.8	-4.2	151.0	127.0	-9.9	118.9	13.1					
1993 10	118.3	117.1	-0.8	101.0	-5.7	155.7	130.3	2.8	119.5	15.3					
1993 11	138.8	138.0	2.4	100.6	-5.4	194.0	162.6	29.3	119.3	15.0					
1993 12	142.4	142.3	0.1	100.1	-7.0	183.1	157.6	6.0	116.2	8.2					

	Intra-EU Intra-EU Intra-UE					Extra-EU Extra-EU Extra-UE									
	VAL	VOL	VOL Δ%	UV	UV Δ%	VAL	VOL	VOL Δ%	UV	UV Δ%					
	Monatliche Indizes					Monthly Indices					Indices mensuels				
1990 1	75.1	78.3	8.9	95.9	5.7	80.4	85.1	6.9	94.5	4.8					
1990 2	73.4	74.6	-1.8	98.4	5.7	82.9	85.2	-6.5	97.3	4.5					
1990 3	91.3	92.4	0.8	98.8	6.0	94.0	95.3	-1.2	98.6	3.9					
1990 4	87.9	87.9	-3.7	100.0	6.3	88.2	89.8	-6.7	98.2	1.8					
1990 5	98.3	99.0	2.8	99.3	7.4	97.2	96.5	-1.1	100.7	3.6					
1990 6	108.4	108.7	2.9	99.7	6.6	102.0	102.2	1.4	99.8	1.8					
1990 7	106.1	105.2	1.6	100.9	8.8	106.2	104.2	-2.3	101.9	6.9					
1990 8	79.0	81.4	1.1	97.1	6.0	99.9	99.0	8.7	100.9	4.6					
1990 9	103.8	102.1	2.3	101.7	5.1	117.8	116.3	-9.4	101.3	4.3					
1990 10	131.9	128.9	11.7	102.3	5.0	127.0	123.4	-8.4	102.9	6.3					
1990 11	142.3	139.2	6.3	102.2	6.6	113.5	114.0	-10.7	99.6	5.3					
1990 12	102.8	102.4	6.7	100.4	6.1	92.1	90.3	-3.6	102.0	8.6					
1991 1	88.4	87.4	11.6	101.2	5.5	77.5	76.9	-9.6	100.8	6.7					
1991 2	82.3	80.1	7.4	102.7	4.4	80.0	78.3	-8.1	102.2	5.0					
1991 3	96.7	94.9	2.7	101.9	3.1	88.0	84.5	-11.3	104.1	5.6					
1991 4	101.5	98.0	11.5	103.6	3.6	90.1	84.7	-5.7	106.4	8.4					
1991 5	104.9	101.1	2.1	103.8	4.5	94.5	89.2	-7.6	105.9	5.2					
1991 6	108.2	104.9	-3.5	103.1	3.4	94.9	89.5	-12.4	106.0	6.2					
1991 7	117.9	113.3	7.7	104.1	3.2	107.0	101.1	-3.0	105.8	3.8					
1991 8	82.5	80.7	-0.9	102.2	5.3	95.4	88.8	-10.3	107.4	6.4					
1991 9	114.3	108.8	6.6	105.1	3.3	128.2	118.6	2.0	108.1	6.7					
1991 10	136.3	126.6	-1.8	107.7	5.3	126.3	116.1	-5.9	108.8	5.7					
1991 11	145.8	137.0	-1.6	106.4	4.1	117.9	108.2	-5.1	109.0	9.4					
1991 12	116.3	111.3	8.7	104.5	4.1	102.3	91.4	1.2	111.9	9.7					
1992 1	86.3	81.5	-6.8	105.9	4.6	87.5	79.9	3.9	109.5	8.6					
1992 2	91.0	84.7	5.7	107.4	4.6	89.8	81.4	4.0	110.3	7.9					
1992 3	99.0	93.1	-1.9	106.3	4.3	102.1	91.6	8.4	111.5	7.1					
1992 4	106.8	99.5	1.5	107.3	3.6	112.9	100.0	18.1	112.9	6.1					
1992 5	106.5	99.6	-1.5	106.9	3.0	115.0	98.8	10.8	116.4	9.9					
1992 6	120.6	113.6	8.3	106.2	3.0	130.1	111.7	24.8	116.5	9.9					
1992 7	123.5	116.7	3.0	105.8	1.6	136.7	125.2	23.8	109.2	3.2					
1992 8	86.8	83.7	3.7	103.7	1.5	95.7	88.4	-0.5	108.3	0.8					
1992 9	120.1	113.4	4.2	105.9	0.8	119.8	112.5	-5.1	106.5	-1.5					
1992 10	135.1	127.3	0.6	106.1	-1.5	124.4	118.6	2.2	104.9	-3.6					
1992 11	147.4	140.4	2.5	105.0	-1.3	128.9	123.6	14.2	104.3	-4.3					
1992 12	119.4	115.4	3.7	103.5	-1.0	99.0	90.5	-1.0	109.4	-2.2					
1993 1	67.8	65.0	-20.2	104.3	-1.5	74.1	68.5	-14.3	108.2	-1.2					
1993 2	78.2	75.0	-11.5	104.2	-3.0	92.3	86.3	6.0	107.0	-3.0					
1993 3	110.0	104.8	12.6	105.0	-1.2	106.6	96.9	5.8	110.0	-1.3					
1993 4	104.4	98.6	-0.9	105.9	-1.3	104.7	94.1	-5.9	111.3	-1.4					
1993 5	109.5	105.5	5.9	103.8	-2.9	105.5	96.1	-2.7	109.8	-5.7					
1993 6	117.4	111.2	-2.1	105.6	-0.6	121.0	109.1	-2.3	110.9	-4.8					
1993 7	110.6	104.3	-10.6	106.0	0.2	123.0	112.0	-10.5	109.8	0.5					
1993 8	85.9	82.0	-2.0	104.8	1.1	108.4	95.9	8.5	113.0	4.3					
1993 9	113.1	109.5	-3.4	103.3	-2.5	149.8	136.4	21.2	109.8	3.1					
1993 10	127.3	118.5	-6.9	107.4	1.2	142.6	130.1	9.7	109.6	4.5					
1993 11	144.5	135.4	-3.6	106.7	1.6	139.6	129.1	4.4	108.1	3.6					
1993 12	126.5	119.2	3.3	106.1	2.5	129.8	116.1	28.3	111.8	2.2					

SITC 12: TABAK UND
TABAKERZEUGNISSESITC 12: TOBACCO AND
TOBACCO
MANUFACTURESCTCI 12: TABACS BRUTS ET
FABRIQUES

	Intra-EU Intra-EU Intra-UE					Extra-EU Extra-EU Extra-UE									
	VAL	VOL	VOL Δ%	UV	UV Δ%	VAL	VOL	VOL Δ%	UV	UV Δ%					
	Jährliche Indizes					Annual Indices					Indices annuels				
1989	96.3	100.3	:	96.0	:	97.2	93.0	:	104.5	:					
1990	100.0	100.0	-0.3	100.0	4.2	100.0	100.0	7.5	100.0	-4.3					
1991	111.1	105.3	5.3	105.5	5.5	123.4	115.0	15.0	107.3	7.3					
1992	116.8	104.9	-0.4	111.3	5.5	124.9	118.3	2.9	105.6	-1.6					
1993	120.4	105.4	0.5	114.2	2.6	128.8	106.6	-9.9	120.8	14.4					
	Vierteljährliche Indizes					Quarterly Indices					Indices trimestriels				
1989 1	91.1	96.3	:	94.6	:	108.0	105.3	:	102.6	:					
1989 2	100.5	104.4	:	96.3	:	123.8	120.1	:	103.1	:					
1989 3	94.7	98.7	:	95.9	:	125.8	118.7	:	106.0	:					
1989 4	99.4	102.2	:	97.3	:	127.7	120.5	:	106.0	:					
1990 1	92.3	90.6	-5.9	101.9	7.7	103.9	101.1	-4.0	102.8	0.2					
1990 2	103.3	104.6	0.2	98.8	2.6	95.8	96.7	-19.5	99.1	-3.9					
1990 3	106.3	106.6	8.0	99.7	4.0	94.7	96.5	-18.7	98.1	-7.5					
1990 4	98.3	98.4	-3.7	99.9	2.7	105.7	105.8	-12.2	99.9	-5.8					
1991 1	96.6	94.0	3.8	102.8	0.9	116.9	114.3	13.1	102.3	-0.5					
1991 2	110.7	105.5	0.9	104.9	6.2	124.9	119.4	23.5	104.6	5.5					
1991 3	119.3	113.5	6.5	105.1	5.4	111.9	99.4	3.0	112.6	14.8					
1991 4	114.6	104.9	6.6	109.2	9.3	123.8	111.8	5.7	110.7	10.8					
1992 1	117.6	106.3	13.1	110.6	7.6	169.5	155.1	35.7	109.3	6.8					
1992 2	116.9	104.8	-0.7	111.5	6.3	169.5	162.7	36.3	104.2	-0.4					
1992 3	124.2	111.2	-2.0	111.7	6.3	166.2	155.9	56.8	106.6	-5.3					
1992 4	111.7	100.3	-4.4	111.4	2.0	205.3	198.9	77.9	103.2	-6.8					
1993 1	115.2	104.2	-2.0	110.6	0.0	106.4	92.8	-40.2	114.7	4.9					
1993 2	115.5	102.6	-2.1	112.6	1.0	124.2	111.2	-31.7	111.7	7.2					
1993 3	119.5	105.4	-5.2	113.4	1.5	139.6	113.8	-27.0	122.7	15.1					
1993 4	116.2	96.4	-3.9	120.5	8.2	145.2	108.6	-45.4	133.7	29.6					
	Monatliche Indizes					Monthly Indices					Indices mensuels				
1989 1	91.5	96.6	:	94.7	:	104.4	100.6	:	103.8	:					
1989 2	88.4	93.2	:	94.9	:	101.7	100.6	:	101.1	:					
1989 3	93.4	99.0	:	94.3	:	117.9	114.6	:	102.9	:					
1989 4	99.5	103.6	:	96.0	:	130.3	128.8	:	101.2	:					
1989 5	93.1	97.2	:	95.8	:	119.8	119.0	:	100.7	:					
1989 6	108.8	112.3	:	96.9	:	121.3	112.4	:	107.9	:					
1989 7	88.9	96.6	:	92.0	:	121.8	113.3	:	107.5	:					
1989 8	100.9	103.2	:	97.8	:	108.9	106.2	:	102.5	:					
1989 9	94.4	96.5	:	97.8	:	146.7	136.5	:	107.5	:					
1989 10	102.1	105.5	:	96.8	:	135.9	127.5	:	106.6	:					
1989 11	105.7	109.0	:	97.0	:	134.6	128.8	:	104.5	:					
1989 12	90.4	92.1	:	98.2	:	112.9	105.3	:	107.2	:					

	Intra-EU Intra-EU Intra-UE					Extra-EU Extra-EU Extra-UE									
	VAL	VOL	VOL Δ%	UV	UV Δ%	VAL	VOL	VOL Δ%	UV	UV Δ%					
	Jährliche Indizes					Annual Indices					Indices annuels				
1989	87.8	89.9	:	97.7	:	82.2	83.6	:	98.3	:					
1990	100.0	100.0	11.2	100.0	2.4	100.0	100.0	19.6	100.0	1.7					
1991	108.9	104.7	4.7	104.0	4.0	134.0	126.2	26.2	106.2	6.2					
1992	117.4	107.6	2.8	109.1	4.9	156.3	143.0	13.3	109.3	2.9					
1993	91.6	81.5	-24.3	112.4	3.0	152.7	140.0	-2.1	109.1	-0.2					
	Vierteljährliche Indizes					Quarterly Indices					Indices trimestriels				
1989 1	81.2	82.2	:	98.8	:	89.3	91.6	:	97.5	:					
1989 2	96.1	95.6	:	100.5	:	82.0	83.7	:	98.0	:					
1989 3	67.4	71.2	:	94.6	:	79.3	81.3	:	97.5	:					
1989 4	75.0	78.1	:	96.0	:	91.6	91.7	:	99.9	:					
1990 1	75.5	76.1	-7.4	99.2	0.4	103.0	101.1	10.4	101.9	4.5					
1990 2	109.1	106.8	11.7	102.2	1.7	93.2	92.6	10.6	100.7	2.8					
1990 3	107.4	107.2	50.6	100.2	5.9	102.4	101.4	24.7	101.0	3.6					
1990 4	102.2	104.2	33.4	98.1	2.2	100.0	103.5	12.9	96.6	-3.3					
1991 1	100.9	99.4	30.6	101.5	2.3	115.1	114.8	13.6	100.3	-1.6					
1991 2	109.4	105.4	-1.3	103.8	1.6	139.6	131.2	41.7	106.4	5.7					
1991 3	126.9	120.4	12.3	105.4	5.2	130.0	122.3	20.6	106.3	5.2					
1991 4	116.4	111.0	6.5	104.9	6.9	154.5	139.4	34.7	110.8	14.7					
1992 1	125.4	117.2	17.9	107.0	5.4	144.1	127.0	10.6	113.5	13.2					
1992 2	129.8	119.1	13.0	109.0	5.0	142.5	128.0	-2.4	111.3	4.6					
1992 3	132.7	121.4	0.8	109.3	3.7	181.5	166.4	36.1	109.1	2.6					
1992 4	124.2	111.8	0.7	111.1	5.9	177.8	169.7	21.7	104.8	-5.4					
1993 1	85.7	77.4	-34.0	110.7	3.5	158.3	146.3	15.2	108.2	-4.7					
1993 2	89.8	79.5	-33.2	113.0	3.7	137.3	123.4	-3.6	111.3	0.0					
1993 3	82.4	71.9	-40.8	114.6	4.8	143.0	131.1	-21.2	109.1	0.0					
1993 4	93.1	83.6	-25.2	111.4	0.3	172.4	159.3	-6.1	108.2	3.2					
	Monatliche Indizes					Monthly Indices					Indices mensuels				
1989 1	85.6	86.2	:	99.3	:	96.2	98.9	:	97.3	:					
1989 2	59.5	62.2	:	95.6	:	77.6	79.0	:	98.2	:					
1989 3	98.8	98.3	:	100.5	:	94.4	97.1	:	97.2	:					
1989 4	93.6	92.7	:	101.0	:	75.1	77.1	:	97.4	:					
1989 5	86.3	87.8	:	98.3	:	78.2	80.9	:	96.7	:					
1989 6	108.4	106.4	:	101.9	:	92.7	93.1	:	99.6	:					
1989 7	62.8	65.3	:	96.1	:	67.2	70.3	:	95.6	:					
1989 8	70.4	74.7	:	94.2	:	76.7	78.3	:	98.0	:					
1989 9	69.0	73.8	:	93.5	:	94.0	95.3	:	98.6	:					
1989 10	84.5	87.2	:	96.9	:	91.5	92.1	:	99.4	:					
1989 11	75.0	78.8	:	95.2	:	99.6	99.7	:	99.9	:					
1989 12	65.6	68.4	:	95.9	:	83.6	83.1	:	100.6	:					

SITC 12: TABAK UND
TABAKERZEUGNISSESITC 12: TOBACCO AND
TOBACCO
MANUFACTURESCTCI 12: TABACS BRUTS ET
FABRIQUES

	Intra-EU Intra-EU Intra-UE					Extra-EU Extra-EU Extra-UE									
	VAL	VOL	VOL Δ%	UV	UV Δ%	VAL	VOL	VOL Δ%	UV	UV Δ%					
	Monatliche Indizes					Monthly Indices					Indices mensuels				
1990 1	88.4	89.0	-7.9	99.3	4.9	110.7	107.9	7.3	102.6	-1.2					
1990 2	92.1	89.2	-4.3	103.3	8.9	102.2	100.2	-0.4	102.0	0.9					
1990 3	96.4	93.6	-5.5	103.0	9.2	99.1	95.3	-16.8	104.0	1.1					
1990 4	93.7	93.1	-10.1	100.6	4.8	85.9	85.0	-34.0	101.0	-0.2					
1990 5	102.8	103.6	6.6	99.2	3.5	103.4	105.9	-11.0	97.6	-3.1					
1990 6	113.4	117.0	4.2	96.9	0.0	98.1	99.1	-11.8	99.0	-8.2					
1990 7	107.8	108.7	12.5	99.2	7.8	90.6	92.8	-18.1	97.6	-9.2					
1990 8	104.2	104.6	1.4	99.6	1.8	87.2	90.7	-14.6	96.1	-6.2					
1990 9	107.0	106.6	10.5	100.4	2.7	106.3	105.9	-22.4	100.4	-6.6					
1990 10	102.3	100.6	-4.6	101.7	5.1	108.5	107.6	-15.6	100.8	-5.4					
1990 11	101.9	102.4	-6.1	99.5	2.6	104.9	105.9	-17.8	99.1	-5.2					
1990 12	90.5	92.3	0.2	98.1	-0.1	103.5	103.8	-1.4	99.7	-7.0					
1991 1	97.6	94.0	5.6	103.8	4.5	132.0	131.1	21.5	100.7	-1.9					
1991 2	98.9	96.5	8.2	102.5	-0.8	98.1	100.3	0.1	97.8	-4.1					
1991 3	93.4	91.6	-2.1	102.0	-1.0	121.0	111.6	17.1	108.4	4.2					
1991 4	106.7	102.1	9.7	104.5	3.9	138.8	133.7	57.3	103.8	2.8					
1991 5	107.7	102.4	-1.2	105.2	6.0	115.8	113.6	7.3	101.9	4.4					
1991 6	117.6	112.0	-4.3	105.0	8.4	120.3	111.0	12.0	108.4	9.5					
1991 7	124.7	120.5	10.9	103.5	4.3	114.8	100.3	8.1	114.5	17.3					
1991 8	112.6	106.4	1.7	105.8	6.2	90.2	80.6	-11.1	111.9	16.4					
1991 9	120.5	113.7	6.7	106.0	5.6	130.7	117.2	10.7	111.5	11.1					
1991 10	111.4	101.1	0.5	110.2	8.4	129.1	116.3	8.1	111.0	10.1					
1991 11	127.2	116.1	13.4	109.6	10.2	114.0	102.4	-3.3	111.3	12.3					
1991 12	105.2	97.7	5.9	107.7	9.8	128.3	116.7	12.4	109.9	10.2					
1992 1	117.3	107.2	14.0	109.4	5.4	161.0	147.4	12.4	109.2	8.4					
1992 2	123.0	110.3	14.3	111.5	8.8	156.7	139.0	38.6	112.7	15.2					
1992 3	112.5	101.4	10.7	110.9	8.7	190.6	178.8	60.2	106.6	-1.7					
1992 4	105.5	94.7	-7.2	111.4	6.6	175.2	162.5	21.5	107.8	3.9					
1992 5	122.8	110.7	8.1	110.9	5.4	184.8	168.8	48.6	109.5	7.5					
1992 6	122.4	109.0	-2.7	112.3	7.0	148.3	156.1	40.6	95.0	-12.4					
1992 7	133.9	120.5	0.0	111.1	7.3	171.5	156.3	55.8	109.7	-4.2					
1992 8	118.2	104.6	-1.7	113.0	6.8	138.3	130.2	61.5	106.2	-5.1					
1992 9	120.5	108.5	-4.6	111.1	4.8	188.5	181.1	54.5	104.1	-6.6					
1992 10	115.6	105.5	4.4	109.6	-0.5	183.8	179.0	53.9	102.7	-7.5					
1992 11	84.6	74.8	-35.6	113.1	3.2	194.6	189.9	85.4	102.5	-7.9					
1992 12	134.8	120.5	23.3	111.9	3.9	237.7	227.9	95.3	104.3	-5.1					
1993 1	107.8	99.8	-6.9	108.0	-1.3	94.3	83.2	-43.6	113.4	3.8					
1993 2	107.9	91.4	-17.1	118.1	5.9	92.1	78.7	-43.4	117.0	3.8					
1993 3	129.7	121.3	19.6	106.9	-3.6	132.9	116.6	-34.8	114.0	6.9					
1993 4	101.9	93.1	-1.7	109.5	-1.7	125.6	107.2	-34.0	117.2	8.7					
1993 5	120.7	107.5	-2.9	112.3	1.3	118.1	105.2	-37.7	112.3	2.6					
1993 6	123.9	107.1	-1.7	115.7	3.0	128.8	121.2	-22.4	106.3	11.9					
1993 7	125.9	109.5	-9.1	115.0	3.5	158.7	130.6	-16.4	121.5	10.8					
1993 8	125.3	109.2	4.4	114.7	1.5	121.6	97.3	-25.3	125.0	17.7					
1993 9	107.5	97.6	-10.0	110.1	-0.9	138.8	113.7	-37.2	122.1	17.3					
1993 10	113.1	98.0	-7.1	115.4	5.3	126.7	89.5	-50.0	141.6	37.9					
1993 11	111.4	90.4	20.9	123.2	8.9	145.3	122.5	-35.5	118.6	15.7					
1993 12	124.0	100.4	-16.7	123.5	10.4	163.6	113.7	-50.1	143.9	38.0					

EU Ausfuhr
SITC 12: TABAK UND
TABAKERZEUGNISSE

EU Exports
SITC 12: TOBACCO AND
TOBACCO
MANUFACTURES

Exportations UE
CTCI 12: TABACS BRUTS ET
FABRIQUES

	Intra-EU Intra-EU Intra-UE					Extra-EU Extra-EU Extra-UE					
	VAL	VOL	VOL Δ%	UV	UV Δ%	VAL	VOL	VOL Δ%	UV	UV Δ%	
	Monatliche Indizes			Monthly Indices			Indices mensuels				
1990 1	70.5	72.0	-16.5	97.9	-1.4	101.5	98.3	-0.6	103.3	6.2	
1990 2	73.6	74.6	19.9	98.7	3.2	90.9	91.8	16.2	99.0	0.8	
1990 3	82.3	81.6	-17.0	100.8	0.3	116.6	113.1	16.5	103.1	6.1	
1990 4	111.5	107.1	15.5	104.1	3.1	86.8	85.1	10.4	102.0	4.7	
1990 5	95.0	93.4	6.4	101.7	3.5	96.6	97.0	19.9	99.6	3.0	
1990 6	121.0	119.8	12.6	101.0	-0.9	96.2	95.6	2.7	100.6	1.0	
1990 7	119.2	114.4	75.2	104.2	8.4	100.2	99.2	41.1	101.0	5.6	
1990 8	78.5	82.8	10.8	94.8	0.6	110.3	108.7	38.8	101.5	3.6	
1990 9	124.5	124.3	68.4	100.2	7.2	96.6	96.2	0.9	100.4	1.8	
1990 10	99.9	103.4	18.6	96.6	-0.3	103.2	110.6	20.1	93.3	-6.1	
1990 11	109.5	112.1	42.3	97.7	2.6	102.7	104.9	5.2	97.9	-2.0	
1990 12	97.3	97.2	42.1	100.1	4.4	93.9	94.9	14.2	98.9	-1.7	
1991 1	107.2	105.1	46.0	102.0	4.2	116.6	116.3	18.3	100.3	-2.9	
1991 2	105.3	103.2	38.3	102.0	3.3	120.4	120.0	30.7	100.3	1.3	
1991 3	90.5	90.1	10.4	100.4	-0.4	108.3	107.9	-4.6	100.4	-2.6	
1991 4	103.8	100.7	-6.0	103.1	-1.0	145.9	133.7	57.1	109.1	7.0	
1991 5	108.8	105.0	12.4	103.6	1.9	140.7	135.0	39.2	104.2	4.6	
1991 6	115.7	110.5	-7.8	104.7	3.7	132.4	125.0	30.8	105.9	5.3	
1991 7	136.6	130.7	14.2	104.5	0.3	138.9	130.5	31.6	106.4	5.3	
1991 8	116.6	110.7	33.7	105.3	11.1	117.1	107.8	-0.8	108.6	7.0	
1991 9	127.6	119.8	-3.6	106.5	6.3	134.2	128.7	33.8	104.3	3.9	
1991 10	130.5	125.4	21.3	104.1	7.8	143.0	131.7	19.1	108.6	16.4	
1991 11	97.9	94.5	-15.7	103.6	6.0	142.3	127.4	21.4	111.7	14.1	
1991 12	120.9	113.2	16.5	106.8	6.7	178.2	159.1	67.7	112.0	13.2	
1992 1	120.0	113.7	8.2	105.5	3.4	132.6	119.0	2.3	111.4	11.1	
1992 2	125.0	113.8	10.3	109.8	7.6	138.2	122.6	2.2	112.7	12.4	
1992 3	131.2	124.1	37.7	105.7	5.3	161.3	139.3	29.1	115.8	15.3	
1992 4	121.7	108.7	7.9	112.0	8.6	164.8	149.7	12.0	110.1	0.9	
1992 5	125.3	115.3	9.8	108.7	4.9	128.0	113.9	-15.6	112.4	7.9	
1992 6	142.3	133.1	20.5	106.9	2.1	134.4	120.4	-3.7	111.6	5.4	
1992 7	151.4	138.1	5.7	109.6	4.9	196.0	178.5	36.8	109.8	3.2	
1992 8	124.6	115.9	4.7	107.5	2.1	182.7	168.7	56.5	108.3	-0.3	
1992 9	122.3	110.3	-7.9	110.9	4.1	165.8	152.0	18.1	109.1	4.6	
1992 10	130.4	117.4	-6.4	111.1	6.7	194.6	183.4	39.3	106.1	-2.3	
1992 11	112.6	102.3	8.3	110.1	6.3	158.9	158.6	24.5	100.2	-10.3	
1992 12	129.6	115.7	2.2	112.0	4.9	180.1	167.1	5.0	107.8	-3.8	
1993 1	83.2	75.8	-33.3	109.8	4.1	155.3	136.8	15.0	113.5	1.9	
1993 2	96.4	83.0	-27.1	116.2	5.8	130.7	124.5	1.5	105.0	-6.8	
1993 3	77.4	73.3	-40.9	105.6	-0.1	188.8	177.6	27.5	106.3	-8.2	
1993 4	75.6	71.0	-34.7	106.5	-4.9	129.2	119.0	-20.5	108.6	-1.4	
1993 5	100.3	87.9	-23.8	114.1	5.0	120.1	107.6	-5.5	111.6	-0.7	
1993 6	93.5	79.5	-40.3	117.6	10.0	162.9	143.5	19.2	113.5	1.7	
1993 7	68.7	57.6	-58.3	119.3	8.9	154.5	145.9	-18.3	105.9	-3.6	
1993 8	91.6	75.7	-34.7	121.0	12.6	118.1	103.9	-38.4	113.7	5.0	
1993 9	86.8	82.3	-25.4	105.5	-4.9	156.3	143.3	-5.7	109.1	0.0	
1993 10	94.5	86.9	-26.0	108.7	-2.2	156.5	146.8	-20.0	106.6	0.5	
1993 11	96.6	88.7	-13.3	108.9	-1.1	153.1	139.1	-12.3	110.1	9.9	
1993 12	88.4	75.2	-35.0	117.5	4.9	207.3	191.9	14.8	108.0	0.2	

SITC 21: HAEUTE, FELLE UND
PELZFELLE, ROHSITC 21: HIDES, SKINS
AND FURSKINS, RAWCTCI 21: CUIRS, PEAUX ET
PELLETERIES BRUTS

	Intra-EU Intra-EU Intra-UE					Extra-EU Extra-EU Extra-UE									
	VAL	VOL	VOL Δ%	UV	UV Δ%	VAL	VOL	VOL Δ%	UV	UV Δ%					
	Jährliche Indizes					Annual Indices					Indices annuels				
1989	115.7	98.4	:	117.6	:	135.8	112.6	:	120.6	:					
1990	100.0	100.0	1.6	100.0	-15.0	100.0	100.0	-11.2	100.0	-17.1					
1991	81.5	106.8	6.8	76.3	-23.7	69.5	90.2	-9.8	77.1	-22.9					
1992	82.6	101.9	-4.6	81.1	6.3	70.6	89.0	-1.3	79.3	2.9					
1993	76.4	91.4	-10.3	83.6	3.1	68.6	82.6	-7.2	83.1	4.8					
	Vierteljährliche Indizes					Quarterly Indices					Indices trimestriels				
1989 1	131.6	115.7	:	113.7	:	169.7	138.1	:	122.9	:					
1989 2	118.6	101.7	:	116.6	:	156.5	128.2	:	122.1	:					
1989 3	86.6	69.8	:	124.1	:	102.4	84.4	:	121.3	:					
1989 4	126.8	107.0	:	118.5	:	117.2	101.8	:	115.1	:					
1990 1	124.2	106.7	-7.8	116.4	2.4	140.7	128.1	-7.2	109.8	-10.7					
1990 2	106.3	97.7	-3.9	108.8	-6.7	114.1	109.8	-14.4	103.9	-14.9					
1990 3	71.5	74.1	6.2	96.5	-22.2	70.9	74.0	-12.3	95.8	-21.0					
1990 4	98.1	121.6	13.6	80.7	-31.9	74.1	87.9	-13.7	84.3	-26.8					
1991 1	88.4	113.8	6.7	77.7	-33.2	77.6	99.9	-22.0	77.7	-29.2					
1991 2	90.0	114.4	17.1	78.7	-27.7	86.7	107.7	-1.9	80.5	-22.5					
1991 3	65.6	87.1	17.5	75.3	-22.0	54.8	70.7	-4.5	77.5	-19.1					
1991 4	81.7	111.5	-8.3	73.3	-9.2	58.8	82.3	-6.4	71.4	-15.3					
1992 1	98.4	119.1	4.7	82.6	6.3	93.7	116.3	16.4	80.6	3.7					
1992 2	93.3	108.1	-5.5	86.3	9.7	80.9	98.4	-8.6	82.2	2.1					
1992 3	61.9	77.6	-10.9	79.8	6.0	47.8	63.0	-10.9	75.9	-2.1					
1992 4	77.6	103.5	-7.2	75.0	2.3	60.2	78.7	-4.4	76.5	7.1					
1993 1	67.6	86.6	-27.3	78.1	-5.4	71.2	88.2	-24.2	80.7	0.1					
1993 2	84.5	101.7	-5.9	83.1	-3.7	68.0	85.0	-13.6	80.0	-2.7					
1993 3	56.5	67.4	-13.1	83.9	5.1	59.4	71.1	12.9	83.6	10.1					
1993 4	96.5	109.5	5.8	88.1	17.5	75.7	85.9	9.1	88.1	15.2					
	Monatliche Indizes					Monthly Indices					Indices mensuels				
1989 1	144.3	129.1	:	111.8	:	165.8	136.8	:	121.2	:					
1989 2	109.1	95.9	:	113.8	:	161.8	129.0	:	125.4	:					
1989 3	141.3	122.1	:	115.7	:	181.4	148.3	:	122.3	:					
1989 4	120.7	103.7	:	116.4	:	156.8	128.7	:	121.8	:					
1989 5	115.0	99.1	:	116.0	:	160.3	131.3	:	122.1	:					
1989 6	120.2	102.4	:	117.4	:	152.4	124.4	:	122.5	:					
1989 7	83.5	66.4	:	125.7	:	115.9	95.6	:	121.2	:					
1989 8	61.4	49.0	:	125.4	:	78.2	64.0	:	122.2	:					
1989 9	115.0	94.0	:	122.3	:	113.0	93.5	:	120.9	:					
1989 10	134.9	112.4	:	120.0	:	117.4	100.7	:	116.6	:					
1989 11	131.9	108.2	:	121.9	:	124.3	105.5	:	117.8	:					
1989 12	113.4	100.3	:	113.1	:	110.2	99.4	:	110.9	:					

SITC 21: HAEUTE, FELLE UND
PELZFELLE, ROHSITC 21: HIDES, SKINS
AND FURSKINS, RAWCTCI 21: CUIRS, PEAUX ET
PELLETERIES BRUTS

	Intra-EU Intra-EU Intra-UE					Extra-EU Extra-EU Extra-UE									
	VAL	VOL	VOL Δ%	UV	UV Δ%	VAL	VOL	VOL Δ%	UV	UV Δ%					
	Jährliche Indizes					Annual Indices					Indices annuels				
1989	115.8	99.0	:	117.0	:	139.2	114.4	:	121.7	:					
1990	100.0	100.0	1.0	100.0	-14.5	100.0	100.0	-12.6	100.0	-17.8					
1991	83.7	107.4	7.4	77.9	-22.1	93.3	100.5	0.5	92.8	-7.2					
1992	85.1	102.7	-4.4	82.9	6.4	101.9	119.8	19.2	85.1	-8.3					
1993	75.3	90.1	-12.3	83.6	0.8	133.8	154.7	29.1	86.5	1.6					
	Vierteljährliche Indizes					Quarterly Indices					Indices trimestriels				
1989 1	129.8	114.6	:	113.3	:	180.2	142.7	:	126.3	:					
1989 2	118.0	101.5	:	116.3	:	152.8	126.3	:	121.0	:					
1989 3	87.7	72.0	:	121.8	:	103.4	84.9	:	121.8	:					
1989 4	128.1	108.2	:	118.4	:	121.5	104.4	:	116.4	:					
1990 1	122.1	105.9	-7.6	115.3	1.8	139.6	122.9	-13.9	113.6	-10.1					
1990 2	107.2	98.0	-3.4	109.4	-5.9	107.4	99.3	-21.4	108.2	-10.6					
1990 3	73.8	76.3	6.0	96.7	-20.6	68.9	76.7	-9.7	89.8	-26.3					
1990 4	96.8	119.8	10.7	80.8	-31.8	83.9	101.0	-3.3	83.1	-28.6					
1991 1	91.3	117.2	10.7	77.9	-32.4	87.0	103.4	-15.9	84.1	-26.0					
1991 2	93.2	115.1	17.4	81.0	-26.0	116.5	113.2	14.0	102.9	-4.9					
1991 3	67.2	87.6	14.8	76.7	-20.7	81.8	86.5	12.8	94.6	5.3					
1991 4	83.3	110.0	-8.2	75.7	-6.3	85.9	96.8	-4.2	88.7	6.7					
1992 1	100.6	119.2	1.7	84.4	8.3	120.3	129.8	25.5	92.7	10.2					
1992 2	96.7	109.9	-4.5	88.0	8.6	124.6	138.0	21.9	90.3	-12.2					
1992 3	65.3	80.0	-8.7	81.6	6.4	74.4	96.1	11.1	77.4	-18.2					
1992 4	80.2	104.5	-5.0	76.7	1.3	99.7	128.8	33.1	77.4	-12.7					
1993 1	74.1	94.6	-20.6	78.3	-7.2	159.2	198.0	52.5	80.4	-13.3					
1993 2	80.6	98.4	-10.5	81.9	-6.9	121.2	141.6	2.6	85.6	-5.2					
1993 3	56.9	67.8	-15.3	83.9	2.8	116.9	133.7	39.1	87.4	12.9					
1993 4	89.6	99.2	-5.1	90.3	17.7	138.2	145.5	13.0	95.0	22.7					
	Monatliche Indizes					Monthly Indices					Indices mensuels				
1989 1	136.6	123.8	:	110.3	:	173.6	138.4	:	125.4	:					
1989 2	115.9	100.4	:	115.4	:	171.8	137.9	:	124.6	:					
1989 3	137.0	119.4	:	114.7	:	195.3	152.0	:	128.5	:					
1989 4	112.8	98.3	:	114.7	:	180.8	145.3	:	124.4	:					
1989 5	120.7	104.5	:	115.5	:	153.1	131.0	:	116.9	:					
1989 6	120.5	101.7	:	118.5	:	124.8	102.7	:	121.5	:					
1989 7	80.9	65.6	:	123.3	:	105.9	83.7	:	126.5	:					
1989 8	61.2	49.5	:	123.6	:	77.8	59.9	:	129.8	:					
1989 9	121.1	100.9	:	120.0	:	126.5	111.1	:	113.9	:					
1989 10	135.3	112.1	:	120.7	:	117.9	100.5	:	117.3	:					
1989 11	130.8	110.0	:	118.9	:	96.8	83.6	:	115.8	:					
1989 12	118.2	102.5	:	115.3	:	150.0	129.1	:	116.2	:					

SITC 21: HAEUTE, FELLE UND
PELZFELLE, ROHSITC 21: HIDES, SKINS
AND FURSKINS, RAWCTCI 21: CUIRS, PEAUX ET
PELLETERIES BRUTS

	Intra-EU Intra-EU Intra-UE					Extra-EU Extra-EU Extra-UE					
	VAL	VOL	VOL Δ%	UV	UV Δ%	VAL	VOL	VOL Δ%	UV	UV Δ%	
	Monatliche Indizes			Monthly Indices			Indices mensuels				
1990 1	137.1	118.0	-8.6	116.2	3.9	155.1	139.9	2.3	110.9	-8.5	
1990 2	115.5	98.9	3.1	116.8	2.6	124.0	115.8	-10.2	107.1	-14.6	
1990 3	119.8	103.3	-15.4	116.0	0.3	143.1	128.7	-13.2	111.2	-9.1	
1990 4	104.0	92.3	-11.0	112.7	-3.2	102.3	94.7	-26.4	108.0	-11.3	
1990 5	109.5	99.5	0.4	110.1	-5.1	133.6	129.1	-1.7	103.5	-15.2	
1990 6	105.4	101.3	-1.1	104.0	-11.4	106.5	105.7	-15.0	100.8	-17.7	
1990 7	70.7	71.1	7.1	99.4	-20.9	90.2	91.2	-4.6	98.9	-18.4	
1990 8	48.3	49.4	0.8	97.8	-22.0	46.1	47.8	-25.3	96.5	-21.0	
1990 9	95.5	101.8	8.3	93.8	-23.3	76.4	83.0	-11.2	92.0	-23.9	
1990 10	111.7	129.6	15.3	86.2	-28.2	80.9	92.0	-8.6	87.9	-24.6	
1990 11	103.6	132.8	22.7	78.0	-36.0	79.2	94.8	-10.1	83.5	-29.1	
1990 12	79.2	102.5	2.2	77.3	-31.7	62.4	77.0	-22.5	81.1	-26.9	
1991 1	100.7	128.5	8.9	78.4	-32.5	82.5	105.0	-24.9	78.6	-29.1	
1991 2	84.3	106.2	7.4	79.4	-32.0	76.5	98.6	-14.9	77.6	-27.5	
1991 3	80.1	106.6	3.2	75.1	-35.3	73.7	96.1	-25.3	76.7	-31.0	
1991 4	87.2	115.0	24.6	75.8	-32.7	84.1	106.9	12.9	78.7	-27.1	
1991 5	93.0	115.1	15.7	80.8	-26.6	93.3	112.6	-12.8	82.9	-19.9	
1991 6	89.9	113.0	11.5	79.6	-23.5	82.7	103.6	-2.0	79.8	-20.8	
1991 7	72.8	95.8	34.7	76.0	-23.5	75.6	95.9	5.2	78.8	-20.3	
1991 8	43.4	54.7	10.7	79.4	-18.8	31.2	40.4	-15.5	77.3	-19.9	
1991 9	80.4	110.8	8.8	72.6	-22.6	57.8	76.0	-8.4	76.0	-17.4	
1991 10	89.2	126.1	-2.7	70.7	-18.0	57.6	80.4	-12.6	71.7	-18.4	
1991 11	79.0	110.6	-16.7	71.4	-8.5	58.7	82.4	-13.1	71.2	-14.7	
1991 12	77.2	97.9	-4.5	78.9	2.1	60.0	84.2	9.4	71.3	-12.1	
1992 1	104.5	127.6	-0.7	81.9	4.5	86.8	112.1	6.8	77.4	-1.5	
1992 2	90.2	109.1	2.7	82.7	4.2	93.4	116.4	18.1	80.2	3.4	
1992 3	100.3	120.7	13.2	83.1	10.7	100.9	120.3	25.2	83.9	9.4	
1992 4	95.3	110.9	-3.6	85.9	13.3	74.9	90.4	-15.4	82.9	5.3	
1992 5	92.5	104.7	-9.0	88.3	9.3	96.1	116.3	3.3	82.6	-0.4	
1992 6	92.3	108.8	-3.7	84.8	6.5	71.7	88.6	-14.5	80.9	1.4	
1992 7	76.7	93.7	-2.2	81.9	7.8	62.5	80.5	-16.1	77.6	-1.5	
1992 8	31.3	38.6	-29.4	81.2	2.3	28.1	36.2	-10.4	77.7	0.5	
1992 9	77.7	100.5	-9.3	77.3	6.5	52.9	72.3	-4.9	73.2	-3.7	
1992 10	85.1	115.6	-8.3	73.6	4.1	58.1	77.9	-3.1	74.6	4.0	
1992 11	72.3	95.1	-14.0	76.0	6.4	60.5	79.1	-4.0	76.5	7.4	
1992 12	75.4	99.7	1.8	75.6	-4.2	62.0	79.2	-5.9	78.3	9.8	
1993 1	65.0	82.7	-35.2	78.6	-4.0	66.3	81.4	-27.4	81.5	5.3	
1993 2	69.8	88.0	-19.3	79.3	-4.1	68.7	85.4	-26.6	80.4	0.2	
1993 3	68.1	89.0	-26.3	76.5	-7.9	78.8	97.9	-18.6	80.5	-4.1	
1993 4	60.4	73.5	-33.7	82.2	-4.3	60.6	74.1	-18.0	81.8	-1.3	
1993 5	102.6	122.2	16.7	84.0	-4.9	61.9	77.9	-33.0	79.5	-3.8	
1993 6	90.7	109.5	0.6	82.8	-2.4	81.4	102.8	16.0	79.2	-2.1	
1993 7	58.1	71.7	-23.5	81.1	-1.0	69.6	82.7	2.7	84.2	8.5	
1993 8	30.3	36.3	-6.0	83.6	3.0	37.4	44.7	23.5	83.7	7.7	
1993 9	81.3	94.3	-6.2	86.2	11.5	71.1	85.8	18.7	82.9	13.3	
1993 10	72.8	85.5	-26.0	85.2	15.8	61.2	72.9	-6.4	83.9	12.5	
1993 11	93.3	107.6	13.1	86.7	14.1	76.0	90.9	14.9	83.6	9.3	
1993 12	123.1	135.3	35.7	91.0	20.4	90.0	93.8	18.4	95.9	22.5	

SITC 21: HAEUTE, FELLE UND
PELZFELLE, ROHSITC 21: HIDES, SKINS
AND FURSKINS, RAWCTCI 21: CUIRS, PEAUX ET
PELLETERIES BRUTS

	Intra-EU Intra-EU Intra-UE					Extra-EU Extra-EU Extra-UE									
	VAL	VOL	VOL Δ%	UV	UV Δ%	VAL	VOL	VOL Δ%	UV	UV Δ%					
	Monatliche Indizes					Monthly Indices					Indices mensuels				
1990 1	132.4	114.5	-7.5	115.6	4.8	156.2	138.1	-0.2	113.1	-9.8					
1990 2	118.1	101.7	1.3	116.1	0.6	146.2	130.1	-5.7	112.4	-9.8					
1990 3	115.9	101.5	-15.0	114.2	-0.4	116.6	100.6	-33.8	115.9	-9.8					
1990 4	106.8	95.6	-2.7	111.7	-2.6	121.0	109.8	-24.4	110.2	-11.4					
1990 5	105.4	94.2	-9.9	111.9	-3.1	93.4	82.3	-37.2	113.5	-2.9					
1990 6	109.5	104.3	2.6	105.0	-11.4	108.1	105.9	3.1	102.1	-16.0					
1990 7	70.4	70.3	7.2	100.1	-18.8	58.0	58.5	-30.1	99.1	-21.7					
1990 8	50.8	52.7	6.5	96.4	-22.0	54.7	61.1	2.0	89.5	-31.0					
1990 9	100.1	105.9	5.0	94.5	-21.3	93.7	110.2	-0.8	85.0	-25.4					
1990 10	110.7	128.0	14.2	86.5	-28.3	99.9	118.9	18.3	84.0	-28.4					
1990 11	103.2	132.2	20.2	78.1	-34.3	69.6	89.2	6.7	78.0	-32.6					
1990 12	76.7	99.3	-3.1	77.2	-33.0	82.3	94.8	-26.6	86.8	-25.3					
1991 1	99.5	126.0	10.0	79.0	-31.7	81.9	100.4	-27.3	81.6	-27.9					
1991 2	86.4	110.0	8.2	78.5	-32.4	92.9	104.6	-19.6	88.8	-21.0					
1991 3	87.7	115.6	13.9	75.9	-33.5	86.1	105.1	4.5	81.9	-29.3					
1991 4	85.3	112.1	17.3	76.1	-31.9	67.7	80.8	-26.4	83.8	-24.0					
1991 5	99.7	118.0	25.3	84.5	-24.5	166.3	149.3	81.4	111.4	-1.9					
1991 6	94.6	115.1	10.4	82.2	-21.7	115.4	109.1	3.0	105.8	3.6					
1991 7	74.1	92.7	31.9	79.9	-20.2	101.4	98.4	68.2	103.0	3.9					
1991 8	40.4	52.3	-0.8	77.3	-19.8	53.1	58.5	-4.3	90.7	1.3					
1991 9	87.0	117.7	11.1	73.9	-21.8	91.1	102.3	-7.2	89.1	4.8					
1991 10	85.0	119.7	-6.5	71.0	-17.9	74.9	87.4	-26.5	85.7	2.0					
1991 11	82.6	107.0	-19.1	77.2	-1.2	88.5	96.1	7.7	92.1	18.1					
1991 12	82.3	103.2	3.9	79.7	3.2	94.4	106.9	12.8	88.3	1.7					
1992 1	101.7	121.2	-3.8	83.9	6.2	131.7	140.1	39.5	94.0	15.2					
1992 2	96.9	116.3	5.7	83.3	6.1	112.9	122.4	17.0	92.2	3.8					
1992 3	103.3	120.3	4.1	85.9	13.2	116.5	126.8	20.6	91.9	12.2					
1992 4	99.3	113.8	1.5	87.3	14.7	173.2	187.4	131.9	92.4	10.3					
1992 5	94.1	103.1	-12.6	91.3	8.0	93.2	99.0	-33.7	94.1	-15.5					
1992 6	96.8	112.8	-2.0	85.8	4.4	107.7	127.6	17.0	84.4	-20.2					
1992 7	69.8	81.0	-12.6	86.2	7.9	79.7	95.9	-2.5	83.1	-19.3					
1992 8	43.7	54.2	3.6	80.7	4.4	53.3	66.7	14.0	79.9	-11.9					
1992 9	82.1	104.6	-11.1	78.5	6.2	90.1	125.6	22.8	71.7	-19.5					
1992 10	90.2	119.1	-0.5	75.7	6.6	99.4	136.9	56.6	72.6	-15.3					
1992 11	74.3	96.5	-9.8	77.0	-0.3	93.1	122.3	27.3	76.1	-17.4					
1992 12	76.0	98.0	-5.0	77.5	-2.8	106.6	127.1	18.9	83.9	-5.0					
1993 1	73.9	91.9	-24.2	80.4	-4.2	166.4	214.4	53.0	77.6	-17.4					
1993 2	69.8	92.0	-20.9	75.9	-8.9	142.9	176.8	44.4	80.8	-12.4					
1993 3	78.6	99.9	-17.0	78.7	-8.4	168.2	202.7	59.9	83.0	-9.7					
1993 4	73.7	90.9	-20.1	81.1	-7.1	98.1	121.7	-35.1	80.6	-12.8					
1993 5	77.7	92.5	-10.3	84.0	-8.0	155.3	172.7	74.4	89.9	-4.5					
1993 6	90.3	111.7	-1.0	80.8	-5.8	110.2	130.3	2.1	84.6	0.2					
1993 7	47.7	61.1	-24.6	78.1	-9.4	132.1	152.2	58.7	86.8	4.5					
1993 8	39.3	47.5	-12.4	82.7	2.5	83.2	98.6	47.8	84.4	5.6					
1993 9	83.8	95.0	-9.2	88.2	12.4	135.1	150.3	19.7	89.9	25.4					
1993 10	84.6	96.8	-18.7	87.4	15.5	136.1	151.2	10.4	90.0	24.0					
1993 11	100.4	113.1	17.2	88.8	15.3	112.9	130.8	7.0	86.3	13.4					
1993 12	83.8	87.9	-10.3	95.3	23.0	165.6	154.3	21.4	107.3	27.9					

SITC 22: OELSAATEN UND
OELHALTIGE FRUECHTESITC 22: OIL SEEDS AND
OLEAGINOUS FRUITSCTCI 22: GRAINES ET FRUITS
OLEAGINEUX

	Intra-EU Intra-EU Intra-UE					Extra-EU Extra-EU Extra-UE									
	VAL	VOL	VOL Δ%	UV	UV Δ%	VAL	VOL	VOL Δ%	UV	UV Δ%					
	Jährliche Indizes					Annual Indices					Indices annuels				
1989	105.4	105.4	:	100.0	:	106.6	87.7	:	121.5	:					
1990	100.0	100.0	-5.1	100.0	0.0	100.0	100.0	14.0	100.0	-17.7					
1991	87.2	95.8	-4.2	91.0	-9.0	97.4	96.5	-3.5	100.9	0.9					
1992	77.5	104.1	8.7	74.4	-18.2	100.3	106.6	10.5	94.1	-6.7					
1993	56.3	92.5	-11.1	60.9	-18.1	105.3	98.7	-7.4	106.7	13.4					
	Vierteljährliche Indizes					Quarterly Indices					Indices trimestriels				
1989 1	124.0	130.1	:	95.3	:	113.9	85.7	:	132.9	:					
1989 2	104.1	104.5	:	99.6	:	107.0	82.6	:	129.5	:					
1989 3	81.9	82.6	:	99.2	:	103.4	88.8	:	116.4	:					
1989 4	114.8	107.8	:	106.5	:	109.6	99.9	:	109.7	:					
1990 1	118.0	105.2	-19.1	112.2	17.7	116.8	111.8	30.5	104.5	-21.4					
1990 2	79.0	71.6	-31.5	110.3	10.7	108.9	106.9	29.4	101.9	-21.3					
1990 3	79.6	85.8	3.9	92.8	-6.5	84.7	87.1	-1.9	97.3	-16.4					
1990 4	122.7	136.6	26.7	89.8	-15.7	89.2	93.9	-6.0	95.0	-13.4					
1991 1	106.6	109.3	3.9	97.5	-13.1	95.9	102.5	-8.3	93.6	-10.4					
1991 2	74.5	74.8	4.5	99.6	-9.7	93.4	89.6	-16.2	104.2	2.3					
1991 3	67.4	77.4	-9.8	87.1	-6.1	101.5	93.7	7.6	108.3	11.3					
1991 4	100.0	121.4	-11.1	82.4	-8.2	99.2	100.8	7.3	98.4	3.6					
1992 1	118.2	141.2	29.2	83.7	-14.2	107.5	109.5	6.8	98.2	4.9					
1992 2	104.5	124.3	66.2	84.1	-15.6	94.1	95.3	6.4	98.7	-5.3					
1992 3	37.1	58.0	-25.1	63.9	-26.6	98.1	108.8	16.1	90.2	-16.7					
1992 4	51.5	94.6	-22.1	54.4	-34.0	101.9	113.4	12.5	89.9	-8.6					
1993 1	55.3	95.0	-32.7	58.2	-30.5	117.2	119.5	9.1	98.1	-0.1					
1993 2	49.3	80.3	-35.4	61.4	-27.0	95.9	93.5	-1.9	102.6	4.0					
1993 3	42.2	71.0	22.4	59.4	-7.0	97.9	83.6	-23.2	117.1	29.8					
1993 4	52.7	81.2	-14.2	64.9	19.3	109.3	97.2	-14.3	112.4	25.0					
	Monatliche Indizes					Monthly Indices					Indices mensuels				
1989 1	148.4	157.0	:	94.5	:	120.2	93.7	:	128.3	:					
1989 2	105.5	111.4	:	94.7	:	115.6	85.3	:	135.5	:					
1989 3	117.9	121.8	:	96.8	:	106.0	78.2	:	135.6	:					
1989 4	133.6	138.3	:	96.6	:	94.5	70.5	:	134.1	:					
1989 5	105.7	103.0	:	102.6	:	109.0	88.2	:	123.6	:					
1989 6	73.0	72.1	:	101.2	:	117.4	89.0	:	131.9	:					
1989 7	34.7	36.0	:	96.4	:	100.6	83.0	:	121.2	:					
1989 8	113.6	115.4	:	98.4	:	97.3	82.7	:	117.7	:					
1989 9	97.4	96.2	:	101.2	:	112.2	100.6	:	111.5	:					
1989 10	117.7	113.1	:	104.1	:	79.0	70.2	:	112.6	:					
1989 11	114.9	107.6	:	106.8	:	149.6	138.5	:	108.0	:					
1989 12	111.9	102.7	:	109.0	:	100.1	91.0	:	110.0	:					

SITC 22: OELSAATEN UND
OELHALTIGE FRUECHTESITC 22: OIL SEEDS AND
OLEAGINOUS FRUITSCTCI 22: GRAINES ET FRUITS
OLEAGINEUX

	Intra-EU Intra-EU Intra-UE					Extra-EU Extra-EU Extra-UE									
	VAL	VOL	VOL Δ%	UV	UV Δ%	VAL	VOL	VOL Δ%	UV	UV Δ%					
	Jährliche Indizes					Annual Indices					Indices annuels				
1989	101.5	100.2	:	101.3	:	104.8	107.4 *	:	97.6 *	:					
1990	100.0	100.0	-0.2	100.0	-1.3	100.0	100.0	-6.9	100.0	2.5					
1991	83.9	96.6	-3.4	86.9	-13.1	131.7	136.8	36.8	96.3	-3.7					
1992	71.7	101.1	4.7	70.9	-18.4	283.0	344.7	152.0	82.1	-14.7					
1993	43.9	76.4	-24.4	57.4	-19.0	467.9	539.0 *	56.4	86.8 *	5.7					
	Vierteljährliche Indizes					Quarterly Indices					Indices trimestriels				
1989 1	118.9	124.2	:	95.7	:	112.2	122.4 *	:	91.7 *	:					
1989 2	90.9	91.4	:	99.5	:	102.2	99.1 *	:	103.1 *	:					
1989 3	94.1	92.2	:	102.1	:	114.2	111.6 *	:	102.3 *	:					
1989 4	104.6	95.3	:	109.8	:	96.3	102.3 *	:	94.1 *	:					
1990 1	118.9	104.5	-15.9	113.8	18.9	106.3	104.6	-14.5	101.6	10.8					
1990 2	64.9	57.5	-37.1	112.8	13.4	70.2	68.8	-30.6	102.0	-1.1					
1990 3	99.7	110.9	20.3	89.9	-11.9	100.3	105.9	-5.1	94.7	-7.4					
1990 4	117.2	127.7	34.0	91.8	-16.4	124.9	122.1	19.4	102.3	8.7					
1991 1	104.5	107.5	2.9	97.2	-14.6	138.0	141.7	35.5	97.4	-4.1					
1991 2	67.7	71.1	23.7	95.2	-15.6	120.0	118.6	72.4	101.2	-0.8					
1991 3	69.9	88.4	-20.3	79.1	-12.0	136.1	142.7	34.7	95.4	0.7					
1991 4	90.3	115.5	-9.6	78.2	-14.8	129.9	141.4	15.8	91.9	-10.2					
1992 1	112.2	135.3	25.9	82.9	-14.7	174.6	192.3	35.7	90.8	-6.8					
1992 2	97.0	116.7	64.1	83.1	-12.7	115.3	130.1	9.7	88.6	-12.5					
1992 3	32.0	59.5	-32.7	53.8	-32.0	175.5	216.4	51.6	81.1	-15.0					
1992 4	46.0	93.6	-19.0	49.1	-37.2	755.5	947.9	570.4	79.7	-13.3					
1993 1	45.7	81.4	-39.8	56.2	-32.2	508.1	601.3 *	212.7	84.5 *	-6.9					
1993 2	35.8	63.0	-46.0	56.8	-31.6	549.1	640.0	391.9	85.8	-3.2					
1993 3	40.2	71.6	20.3	56.2	4.5	545.8	609.8 *	181.8	89.5 *	10.4					
1993 4	46.2	76.3	-18.5	60.5	23.2	270.8	306.7 *	-67.6	88.3 *	10.8					
	Monatliche Indizes					Monthly Indices					Indices mensuels				
1989 1	146.5	154.0	:	95.1	:	122.4	135.0 *	:	90.7 *	:					
1989 2	88.5	92.5	:	95.7	:	112.7	120.8 *	:	93.3 *	:					
1989 3	121.5	126.0	:	96.4	:	101.5	111.5	:	91.0	:					
1989 4	119.9	121.6	:	98.6	:	71.4	76.5 *	:	93.3 *	:					
1989 5	86.3	86.1	:	100.2	:	63.8	62.5 *	:	102.1 *	:					
1989 6	66.7	66.6	:	100.2	:	171.2	158.2 *	:	108.2 *	:					
1989 7	46.7	44.6	:	104.8	:	160.5	144.9	:	110.8	:					
1989 8	116.8	111.9	:	104.4	:	113.4	113.9 *	:	99.6 *	:					
1989 9	118.9	120.1	:	99.0	:	68.8	75.9 *	:	90.6 *	:					
1989 10	131.8	122.3	:	107.8	:	107.9	111.6 *	:	96.7 *	:					
1989 11	89.1	80.2	:	111.1	:	83.3	89.8	:	92.8	:					
1989 12	93.0	83.5	:	111.4	:	97.6	105.5	:	92.5	:					

SITC 22: OELSAATEN UND
OELHALTIGE FRUECHTESITC 22: OIL SEEDS AND
OLEAGINOUS FRUITSCTCI 22: GRAINES ET FRUITS
OLEAGINEUX

	Intra-EU Intra-EU Intra-UE					Extra-EU Extra-EU Extra-UE									
	VAL	VOL	VOL Δ%	UV	UV Δ%	VAL	VOL	VOL Δ%	UV	UV Δ%					
	Monatliche Indizes					Monthly Indices					Indices mensuels				
1990 1	96.1	87.2	-44.5	110.2	16.6	113.8	106.3	13.4	107.1	-16.5					
1990 2	123.6	110.2	-1.1	112.2	18.5	131.9	126.7	48.5	104.1	-23.2					
1990 3	134.5	118.4	-2.8	113.6	17.4	104.7	102.3	30.8	102.3	-24.6					
1990 4	104.6	94.7	-31.5	110.5	14.4	98.2	95.1	34.9	103.3	-23.0					
1990 5	88.6	79.2	-23.1	111.9	9.1	103.8	100.6	14.1	103.2	-16.5					
1990 6	43.6	40.9	-43.3	106.6	5.3	124.8	125.1	40.6	99.8	-24.3					
1990 7	38.1	38.8	7.8	98.3	2.0	96.2	97.5	17.5	98.7	-18.6					
1990 8	129.5	140.6	21.8	92.1	-6.4	95.7	100.7	21.8	95.0	-19.3					
1990 9	71.4	78.0	-18.9	91.5	-9.6	62.4	63.1	-37.3	98.9	-11.3					
1990 10	134.7	155.2	37.2	86.8	-16.6	99.1	106.7	52.0	92.9	-17.5					
1990 11	116.7	128.2	19.1	91.0	-14.8	79.9	83.0	-40.1	96.3	-10.8					
1990 12	116.5	126.2	22.9	92.3	-15.3	88.6	92.0	1.1	96.3	-12.5					
1991 1	98.8	100.7	15.5	98.1	-11.0	107.7	114.9	8.1	93.7	-12.5					
1991 2	118.2	121.5	10.3	97.3	-13.3	84.8	91.7	-27.6	92.5	-11.1					
1991 3	102.6	105.7	-10.7	97.1	-14.5	95.5	100.9	-1.4	94.6	-7.5					
1991 4	81.7	81.2	-14.3	100.6	-9.0	85.2	83.6	-12.1	101.9	-1.4					
1991 5	77.1	77.7	-1.9	99.2	-11.3	90.2	85.7	-14.8	105.2	1.9					
1991 6	64.6	65.4	59.9	98.8	-7.3	104.7	99.4	-20.5	105.3	5.5					
1991 7	42.1	43.8	12.9	96.1	-2.2	114.1	102.1	4.7	111.8	13.3					
1991 8	72.1	80.8	-42.5	89.2	-3.1	105.8	99.3	-1.4	106.5	12.1					
1991 9	88.0	107.7	38.1	81.7	-10.7	84.6	79.8	26.5	106.0	7.2					
1991 10	102.9	127.8	-17.7	80.5	-7.3	106.4	104.9	-1.7	101.4	9.1					
1991 11	86.5	102.0	-20.4	84.8	-6.8	75.7	75.2	-9.4	100.7	4.6					
1991 12	110.8	134.3	6.4	82.5	-10.6	115.5	122.2	32.8	94.5	-1.9					
1992 1	106.8	126.3	25.4	84.6	-13.8	99.6	103.6	-9.8	96.1	2.6					
1992 2	116.6	141.2	16.2	82.6	-15.1	94.6	96.7	5.5	97.8	5.7					
1992 3	131.1	156.2	47.8	83.9	-13.6	128.5	128.1	27.0	100.3	6.0					
1992 4	132.1	156.7	93.0	84.3	-16.2	72.3	72.0	-13.9	100.4	-1.5					
1992 5	106.5	125.6	61.6	84.8	-14.5	107.0	109.0	27.2	98.2	-6.7					
1992 6	75.2	90.7	38.7	82.9	-16.1	102.8	104.7	5.3	98.2	-6.7					
1992 7	36.7	48.1	9.8	76.4	-20.5	128.4	136.7	33.9	93.9	-16.0					
1992 8	32.4	47.3	-41.5	68.6	-23.1	87.1	96.8	-2.5	90.0	-15.5					
1992 9	41.9	78.4	-27.2	53.5	-34.5	79.0	92.8	16.3	85.1	-19.7					
1992 10	48.4	88.9	-30.4	54.4	-32.4	98.8	112.3	7.1	88.0	-13.2					
1992 11	47.7	87.9	-13.8	54.3	-36.0	91.7	102.9	36.8	89.1	-11.5					
1992 12	58.3	106.9	-20.4	54.5	-33.9	115.3	124.9	2.2	92.3	-2.3					
1993 1	54.3	94.2	-25.4	57.6	-31.9	88.0	91.7	-11.5	96.0	-0.1					
1993 2	53.8	90.0	-36.3	59.8	-27.6	124.4	128.1	32.5	97.1	-0.7					
1993 3	57.8	100.9	-35.4	57.3	-31.7	139.4	138.8	8.4	100.4	0.1					
1993 4	56.8	93.8	-40.1	60.6	-28.1	91.7	91.5	27.1	100.2	-0.2					
1993 5	60.1	93.0	-26.0	64.6	-23.8	85.2	84.3	-22.7	101.1	3.0					
1993 6	31.1	54.1	-40.4	57.5	-30.6	110.9	104.7	0.0	105.9	7.8					
1993 7	35.9	60.2	25.2	59.6	-22.0	80.6	71.1	-48.0	113.4	20.8					
1993 8	47.3	80.9	71.0	58.5	-14.7	95.4	82.0	-15.3	116.3	29.2					
1993 9	43.3	71.7	-8.5	60.4	12.9	117.8	97.7	5.3	120.6	41.7					
1993 10	49.2	79.5	-10.6	61.9	13.8	61.7	53.6	-52.3	115.1	30.8					
1993 11	50.3	78.3	-10.9	64.2	18.2	107.2	96.3	-6.4	111.3	24.9					
1993 12	58.8	85.8	-19.7	68.5	25.7	159.0	141.8	13.5	112.1	21.5					

SITC 22: OELSAATEN UND
OELHALTIGE FRUECHTESITC 22: OIL SEEDS AND
OLEAGINOUS FRUITSCTCI 22: GRAINES ET FRUITS
OLEAGINEUX

	Intra-EU Intra-EU Intra-UE					Extra-EU Extra-EU Extra-UE									
	VAL	VOL	VOL Δ%	UV	UV Δ%	VAL	VOL	VOL Δ%	UV	UV Δ%					
	Monatliche Indizes					Monthly Indices					Indices mensuels				
1990 1	110.7	99.4	-35.5	111.4	17.1	126.2	122.8	-9.0	102.8	13.3					
1990 2	114.5	99.3	7.4	115.3	20.5	93.3	90.9	-24.8	102.6	10.0					
1990 3	131.7	115.0	-8.7	114.5	18.8	99.3	100.2	-10.1	99.1	8.9					
1990 4	95.0	83.3	-31.5	114.0	15.6	68.2	66.7	-12.8	102.2	9.5					
1990 5	70.6	63.1	-26.7	111.9	11.7	67.3	66.7	6.7	100.9	-1.2					
1990 6	28.8	25.9	-61.1	111.1	10.9	75.0	72.8	-54.0	103.0	-4.8					
1990 7	67.2	69.3	55.4	96.9	-7.5	98.1	104.0 *	-28.2	94.3 *	-14.9					
1990 8	125.7	140.1	25.2	89.7	-14.1	111.4	113.2	-0.6	98.4	-1.2					
1990 9	106.1	123.1	2.5	86.2	-12.9	91.5	100.0	31.8	91.5	1.0					
1990 10	144.0	162.2	32.6	88.8	-17.6	126.1	124.0	11.1	101.7	5.2					
1990 11	110.4	117.1	46.0	94.3	-15.1	140.4	131.5	46.4	106.8	15.1					
1990 12	97.1	103.7	24.2	93.6	-16.0	108.1	110.6	4.8	97.7	5.6					
1991 1	112.4	115.6	16.3	97.2	-12.7	163.7	160.6	30.8	101.9	-0.9					
1991 2	103.1	106.1	6.8	97.2	-15.7	112.9	115.7	27.3	97.6	-4.9					
1991 3	98.2	100.8	-12.3	97.4	-14.9	137.3	148.3	48.0	92.6	-6.6					
1991 4	83.0	85.7	2.9	96.9	-15.0	145.1	139.0	108.4	104.4	2.2					
1991 5	69.0	73.5	16.5	93.9	-16.1	104.3	109.9	64.8	94.9	-5.9					
1991 6	51.1	54.1	108.9	94.4	-15.0	110.9	106.9	46.8	103.7	0.7					
1991 7	34.6	39.5	-43.0	87.5	-9.7	149.3	155.7	49.7	95.9	1.7					
1991 8	82.8	105.5	-24.7	78.5	-12.5	142.8	149.8	32.3	95.3	-3.2					
1991 9	92.4	120.0	-2.5	77.0	-10.7	116.6	122.6	22.6	95.1	3.9					
1991 10	93.7	125.6	-22.6	74.6	-16.0	124.6	133.8	7.9	93.1	-8.5					
1991 11	81.0	102.4	-12.6	79.1	-16.1	139.6	151.6	15.3	92.1	-13.8					
1991 12	96.4	118.6	14.4	81.3	-13.1	125.7	138.7	25.4	90.6	-7.3					
1992 1	106.5	129.3	11.9	82.4	-15.2	138.4	152.8	-4.9	90.6	-11.1					
1992 2	107.1	130.4	22.9	82.1	-15.5	199.0	221.1	91.1	90.0	-7.8					
1992 3	122.9	146.3	45.1	84.0	-13.8	186.3	203.2	37.0	91.7	-1.0					
1992 4	129.3	156.4	82.5	82.7	-14.7	157.3	175.2	26.0	89.8	-14.0					
1992 5	94.4	112.9	53.6	83.6	-11.0	98.2	110.1	0.2	89.2	-6.0					
1992 6	67.1	80.7	49.2	83.2	-11.9	90.4	105.2 *	-1.6	85.9 *	-17.2					
1992 7	21.7	33.4 *	-15.4	65.1 *	-25.6	204.0	242.8	55.9	84.0	-12.4					
1992 8	33.8	63.0	-40.3	53.6	-31.7	167.7	214.2	43.0	78.3	-17.8					
1992 9	40.6	82.0	-31.7	49.5	-35.7	155.1	191.9	56.5	80.8	-15.0					
1992 10	46.7	97.9	-22.1	47.7	-36.1	555.5	636.3	375.6	87.3	-6.2					
1992 11	41.7	87.5	-14.6	47.7	-39.7	1139.0	1423.8	839.2	80.0	-13.1					
1992 12	49.6	95.4	-19.6	52.0	-36.0	573.2	782.0	463.8	73.3	-19.1					
1993 1	39.1	62.7	-51.5	62.4	-24.3	407.2	489.4 *	220.3	83.2 *	-8.2					
1993 2	49.1	89.9	-31.1	54.6	-33.5	447.1	538.7	143.6	83.0	-7.8					
1993 3	49.2	91.7	-37.3	53.6	-36.2	670.1	775.6 *	281.7	86.4 *	-5.8					
1993 4	44.1	80.0	-48.8	55.1	-33.4	798.2	889.9	407.9	89.7	-0.1					
1993 5	29.2	49.4	-56.2	59.2	-29.2	492.8	606.9 *	451.2	81.2 *	-9.0					
1993 6	34.1	59.5	-26.3	57.3	-31.1	355.8	422.6 *	301.7	84.2 *	-2.0					
1993 7	37.2	67.8	103.0	54.8	-15.8	458.8	539.1	122.0	85.1	1.3					
1993 8	39.6	67.6	7.3	58.6	9.3	875.8	950.9 *	343.9	92.1 *	17.6					
1993 9	43.8	79.4	-3.2	55.2	11.5	301.8	338.0 *	76.1	89.3 *	10.5					
1993 10	55.2	96.4	-1.5	57.3	20.1	280.1	304.8 *	-52.1	91.9 *	5.3					
1993 11	42.9	68.9	-21.3	62.3	30.6	295.2	330.9 *	-76.8	89.2 *	11.5					
1993 12	40.2	63.3	-33.6	63.5	22.1	237.3	283.2 *	-63.8	83.8 *	14.3					

SITC 23: ROHKAUTSCHUK
(EINSCHL. SYNTHETISCHEN
UND REGENERIERTEN
KAUTSCHUKS)

SITC 23: CRUDE RUBBER
(INCLUDING SYNTHETIC
AND RECLAIMED)

CTCI 23: CAOUTCHOUC
BRUT (Y COMPR
CAOUTCHOUC
SYNTHETIQUE ET
REGENERE)

	Intra-EU Intra-EU Intra-UE					Extra-EU Extra-EU Extra-UE									
	VAL	VOL	VOL Δ%	UV	UV Δ%	VAL	VOL	VOL Δ%	UV	UV Δ%					
	Jährliche Indizes					Annual Indices					Indices annuels				
1989	95.9	96.3	:	99.6	:	115.9	97.9	:	118.4	:					
1990	100.0	100.0	3.8	100.0	0.4	100.0	100.0	2.1	100.0	-15.5					
1991	96.9	99.7	-0.3	97.2	-2.8	96.4	97.5	-2.5	98.9	-1.1					
1992	96.1	103.8	4.1	92.6	-4.7	98.0	103.7	6.4	94.5	-4.4					
1993	88.3	95.2	-8.3	92.7	0.1	85.9	85.7	-17.4	100.2	6.0					
	Vierteljährliche Indizes					Quarterly Indices					Indices trimestriels				
1989 1	98.3	98.1	:	100.2	:	122.2	99.0	:	123.4	:					
1989 2	102.4	102.5	:	99.9	:	131.7	106.0	:	124.2	:					
1989 3	84.8	85.3	:	99.4	:	101.3	87.0	:	116.4	:					
1989 4	96.5	97.6	:	98.9	:	106.1	97.3	:	109.0	:					
1990 1	103.8	103.8	5.8	100.0	-0.2	111.2	108.1	9.2	102.9	-16.6					
1990 2	103.7	103.5	1.0	100.2	0.3	103.9	102.7	-3.1	101.2	-18.5					
1990 3	90.4	90.4	6.0	100.0	0.6	88.3	87.4	0.5	101.0	-13.2					
1990 4	102.3	102.5	5.0	99.8	0.9	96.1	101.5	4.3	94.7	-13.1					
1991 1	99.8	100.3	-3.4	99.5	-0.5	97.6	102.4	-5.3	95.3	-7.4					
1991 2	102.6	105.0	1.4	97.7	-2.5	101.5	102.2	-0.5	99.3	-1.9					
1991 3	89.3	92.3	2.1	96.8	-3.2	91.6	89.4	2.3	102.5	1.5					
1991 4	95.9	101.3	-1.2	94.7	-5.1	94.7	95.8	-5.6	98.9	4.4					
1992 1	105.4	112.6	12.3	93.6	-5.9	103.4	110.3	7.7	93.7	-1.7					
1992 2	101.4	108.8	3.6	93.2	-4.6	105.2	111.6	9.2	94.3	-5.0					
1992 3	87.3	94.4	2.3	92.5	-4.4	89.8	94.4	5.6	95.1	-7.2					
1992 4	90.7	99.9	-1.4	90.8	-4.1	94.1	99.0	3.3	95.1	-3.8					
1993 1	84.8	88.3	-21.6	96.0	2.6	89.2	89.7	-18.7	99.4	6.1					
1993 2	88.9	97.1	-10.8	91.6	-1.7	87.8	87.5	-21.6	100.3	6.4					
1993 3	79.8	86.7	-8.2	92.0	-0.5	78.2	76.1	-19.4	102.7	8.0					
1993 4	92.4	101.0	1.1	91.5	0.8	88.7	89.6	-9.5	99.0	4.1					
	Monatliche Indizes					Monthly Indices					Indices mensuels				
1989 1	97.4	97.8	:	99.6	:	119.5	98.1	:	121.8	:					
1989 2	94.9	94.3	:	100.6	:	118.0	96.1	:	122.8	:					
1989 3	102.5	102.2	:	100.3	:	129.1	102.8	:	125.6	:					
1989 4	99.1	99.1	:	100.0	:	126.8	101.2	:	125.3	:					
1989 5	99.7	100.8	:	98.9	:	132.6	107.6	:	123.2	:					
1989 6	108.5	107.6	:	100.8	:	135.5	109.2	:	124.1	:					
1989 7	85.8	85.9	:	99.9	:	98.8	82.0	:	120.5	:					
1989 8	71.6	72.3	:	99.1	:	95.0	82.2	:	115.6	:					
1989 9	96.7	97.6	:	99.1	:	109.9	96.8	:	113.5	:					
1989 10	101.5	102.6	:	98.9	:	113.1	101.4	:	111.5	:					
1989 11	101.1	102.2	:	98.9	:	111.6	103.2	:	108.1	:					
1989 12	86.9	87.8	:	99.0	:	93.8	87.5	:	107.2	:					

SITC 23: ROHKAUTSCHUK
(EINSCHL. SYNTHETISCHEN
UND REGENERIERTEN
KAUTSCHUKS)

SITC 23: CRUDE RUBBER
(INCLUDING SYNTHETIC
AND RECLAIMED)

CTCI 23: CAOUTCHOUC
BRUT (Y COMPR
CAOUTCHOUC
SYNTHETIQUE ET
REGENERE)

	Intra-EU Intra-EU Intra-UE					Extra-EU Extra-EU Extra-UE									
	VAL	VOL	VOL Δ%	UV	UV Δ%	VAL	VOL	VOL Δ%	UV	UV Δ%					
	Jährliche Indizes					Annual Indices					Indices annuels				
1989	107.2	106.5	:	100.7	:	126.6	122.1	:	103.7	:					
1990	100.0	100.0	-6.1	100.0	-0.7	100.0	100.0	-18.1	100.0	-3.6					
1991	97.6	101.0	1.0	96.6	-3.4	100.0	102.0	2.0	98.0	-2.0					
1992	76.5	82.8	-18.0	92.4	-4.3	98.0	109.3	7.2	89.7	-8.5					
1993	76.3	84.2	1.7	90.6	-1.9	129.7	139.5	27.6	93.0	3.7					
	Vierteljährliche Indizes					Quarterly Indices					Indices trimestriels				
1989 1	112.3	111.3	:	100.9	:	124.4	120.9	:	102.9	:					
1989 2	113.4	111.8	:	101.4	:	136.9	131.0	:	104.5	:					
1989 3	94.0	93.2	:	100.9	:	123.9	118.0	:	105.0	:					
1989 4	104.7	105.1	:	99.6	:	114.5	112.1	:	102.1	:					
1990 1	113.6	113.8	2.2	99.8	-1.1	124.0	121.3	0.3	102.2	-0.7					
1990 2	103.7	102.6	-8.2	101.1	-0.3	100.6	100.9	-23.0	99.7	-4.6					
1990 3	88.7	90.0	-3.4	98.5	-2.4	90.4	92.0	-22.0	98.3	-6.4					
1990 4	102.2	101.7	-3.2	100.5	0.9	94.2	95.0	-15.3	99.2	-2.8					
1991 1	139.6	140.0	23.0	99.7	-0.1	164.7	167.9	38.4	98.1	-4.0					
1991 2	139.1	144.6	40.9	96.2	-4.8	173.9	174.1	72.5	99.9	0.2					
1991 3	118.8	123.6	37.3	96.1	-2.4	174.1	173.8	88.9	100.2	1.9					
1991 4	128.6	136.7	34.4	94.1	-6.4	173.6	184.7	94.4	94.0	-5.2					
1992 1	108.1	117.6	-16.0	91.9	-7.8	122.2	137.2	-18.3	89.1	-9.2					
1992 2	104.2	111.6	-22.8	93.4	-2.9	124.1	135.0	-22.5	91.9	-8.0					
1992 3	92.9	101.5	-17.9	91.5	-4.8	117.2	133.5	-23.2	87.8	-12.4					
1992 4	96.3	103.9	-24.0	92.7	-1.5	120.1	133.3	-27.8	90.1	-4.1					
1993 1	56.1	60.8	-48.3	92.2	0.3	80.8	91.9	-33.0	87.9	-1.3					
1993 2	50.7	56.0	-49.8	90.5	-3.1	89.2	95.3	-29.4	93.6	1.8					
1993 3	43.3	47.5	-53.2	91.2	-0.3	93.1	96.9	-27.4	96.1	9.5					
1993 4	53.9	60.7	-41.6	88.8	-4.2	96.5	102.4	-23.2	94.2	4.6					
	Monatliche Indizes					Monthly Indices					Indices mensuels				
1989 1	113.1	112.2	:	100.8	:	116.7	113.6	:	102.7	:					
1989 2	106.1	104.9	:	101.1	:	120.1	117.2	:	102.5	:					
1989 3	118.2	117.0	:	101.0	:	136.1	131.8	:	103.3	:					
1989 4	113.7	112.1	:	101.4	:	131.8	127.0	:	103.8	:					
1989 5	109.2	108.0	:	101.1	:	134.0	129.1	:	103.8	:					
1989 6	117.3	115.2	:	101.8	:	145.0	136.9	:	105.9	:					
1989 7	95.3	93.2	:	102.3	:	126.1	118.7	:	106.2	:					
1989 8	79.0	80.3	:	98.4	:	129.1	124.4	:	103.8	:					
1989 9	107.7	106.0	:	101.6	:	116.5	110.8	:	105.1	:					
1989 10	112.3	113.5	:	98.9	:	140.2	137.2	:	102.2	:					
1989 11	110.1	110.4	:	99.7	:	110.1	106.3	:	103.6	:					
1989 12	91.6	91.3	:	100.3	:	92.8	92.6	:	100.2	:					

SITC 23: ROHKAUTSCHUK
(EINSCHL. SYNTHETISCHEN
UND REGENERIERTEN
KAUTSCHUKS)

SITC 23: CRUDE RUBBER
(INCLUDING SYNTHETIC
AND RECLAIMED)

CTCI 23: CAOUTCHOUC
BRUT (Y COMPR
CAOUTCHOUC
SYNTHETIQUE ET
REGENERE)

	Intra-EU Intra-EU Intra-UE					Extra-EU Extra-EU Extra-UE									
	VAL	VOL	VOL Δ%	UV	UV Δ%	VAL	VOL	VOL Δ%	UV	UV Δ%					
	Monatliche Indizes					Monthly Indices					Indices mensuels				
1990 1	100.8	101.0	3.3	99.8	0.2	107.3	102.6	4.6	104.6	-14.1					
1990 2	99.6	100.5	6.6	99.1	-1.5	106.3	103.4	7.6	102.8	-16.3					
1990 3	110.6	109.7	7.3	100.8	0.5	120.3	118.4	15.2	101.6	-19.1					
1990 4	98.1	98.9	-0.2	99.2	-0.8	106.3	104.8	3.6	101.4	-19.1					
1990 5	107.1	106.0	5.2	101.0	2.1	108.9	108.7	1.0	100.2	-18.7					
1990 6	106.0	105.5	-2.0	100.5	-0.3	96.9	94.7	-13.3	102.3	-17.6					
1990 7	92.1	91.6	6.6	100.5	0.6	92.1	90.3	10.1	102.0	-15.4					
1990 8	71.2	72.1	-0.3	98.8	-0.3	84.5	83.3	1.3	101.4	-12.3					
1990 9	107.9	107.5	10.1	100.4	1.3	88.4	88.6	-8.5	99.8	-12.1					
1990 10	117.2	117.4	14.4	99.8	0.9	106.5	110.1	8.6	96.7	-13.3					
1990 11	109.2	109.3	6.9	99.9	1.0	101.9	108.4	5.0	94.0	-13.0					
1990 12	80.5	80.8	-8.0	99.6	0.6	80.2	86.0	-1.7	93.2	-13.1					
1991 1	106.2	106.7	5.6	99.5	-0.3	105.9	112.4	9.6	94.2	-9.9					
1991 2	96.3	97.4	-3.1	98.9	-0.2	90.2	94.6	-8.5	95.4	-7.2					
1991 3	96.7	96.7	-11.9	100.0	-0.8	96.8	100.3	-15.3	96.5	-5.0					
1991 4	98.9	99.7	0.8	99.2	0.0	109.5	112.3	7.2	97.5	-3.8					
1991 5	103.1	105.5	-0.5	97.7	-3.3	101.9	101.8	-6.3	100.1	-0.1					
1991 6	106.0	109.8	4.1	96.5	-4.0	93.1	92.5	-2.3	100.7	-1.6					
1991 7	99.1	101.6	10.9	97.5	-3.0	96.7	93.7	3.8	103.2	1.2					
1991 8	71.3	73.4	1.8	97.1	-1.7	74.7	73.5	-11.8	101.6	0.2					
1991 9	97.8	102.0	-5.1	95.9	-4.5	103.6	100.9	13.9	102.7	2.9					
1991 10	112.1	116.8	-0.5	96.0	-3.8	104.3	103.8	-5.7	100.5	3.9					
1991 11	95.7	101.6	-7.0	94.2	-5.7	99.0	100.6	-7.2	98.4	4.7					
1991 12	79.9	85.5	5.8	93.4	-6.2	80.8	83.0	-3.5	97.4	4.5					
1992 1	103.7	110.2	3.3	94.1	-5.4	99.2	106.7	-5.1	93.0	-1.3					
1992 2	103.1	110.1	13.0	93.6	-5.4	98.6	105.5	11.5	93.5	-2.0					
1992 3	109.5	117.6	21.6	93.1	-6.9	111.9	118.5	18.1	94.4	-2.2					
1992 4	104.2	111.4	11.7	93.5	-5.7	116.6	126.2	12.4	92.4	-5.2					
1992 5	100.1	106.7	1.1	93.8	-4.0	96.6	101.1	-0.7	95.5	-4.6					
1992 6	99.9	108.2	-1.5	92.3	-4.4	102.6	107.5	16.2	95.4	-5.3					
1992 7	95.2	102.8	1.2	92.6	-5.0	102.3	105.2	12.3	97.2	-5.8					
1992 8	67.7	71.7	-2.3	94.4	-2.8	73.9	77.7	5.7	95.1	-6.4					
1992 9	99.1	108.7	6.6	91.2	-4.9	93.2	100.3	-0.6	92.9	-9.5					
1992 10	101.9	111.6	-4.5	91.3	-4.9	108.0	114.9	10.7	94.0	-6.5					
1992 11	93.1	101.7	0.1	91.5	-2.9	93.2	98.4	-2.2	94.7	-3.8					
1992 12	77.0	86.2	0.8	89.3	-4.4	81.1	83.6	0.7	97.0	-0.4					
1993 1	69.7	73.3	-33.5	95.1	1.1	77.7	79.3	-25.7	98.0	5.4					
1993 2	91.4	94.3	-14.4	96.9	3.5	91.5	93.7	-11.2	97.7	4.5					
1993 3	93.1	97.4	-17.2	95.6	2.7	98.2	96.0	-19.0	102.3	8.4					
1993 4	81.5	88.8	-20.3	91.8	-1.8	96.4	96.5	-23.5	99.9	8.1					
1993 5	80.9	85.7	-19.7	94.4	0.6	76.8	76.3	-24.5	100.6	5.3					
1993 6	104.2	116.6	7.8	89.4	-3.1	90.0	89.6	-16.7	100.4	5.2					
1993 7	79.1	85.3	-17.0	92.7	0.1	85.5	83.6	-20.5	102.3	5.2					
1993 8	66.7	72.0	0.4	92.7	-1.8	62.7	61.3	-21.1	102.3	7.6					
1993 9	93.4	102.6	-5.6	91.0	-0.2	86.1	83.3	-16.9	103.4	11.3					
1993 10	94.1	104.3	-6.5	90.2	-1.2	92.4	92.0	-19.9	100.4	6.8					
1993 11	98.4	107.4	5.6	91.6	0.1	85.6	87.6	-11.0	97.7	3.2					
1993 12	84.8	91.2	5.8	93.0	4.1	88.0	89.2	6.7	98.7	1.8					

SITC 23: ROHKAUTSCHUK
(EINSCHL. SYNTHETISCHEN
UND REGENERIERTEN
KAUTSCHUKS)

SITC 23: CRUDE RUBBER
(INCLUDING SYNTHETIC
AND RECLAIMED)

CTCI 23: CAOUTCHOUC
BRUT (Y COMPR
CAOUTCHOUC
SYNTHETIQUE ET
REGENERE)

	Intra-EU Intra-EU Intra-UE					Extra-EU Extra-EU Extra-UE					
	VAL	VOL	VOL Δ%	UV	UV Δ%	VAL	VOL	VOL Δ%	UV	UV Δ%	
	Monatliche Indizes			Monthly Indices			Indices mensuels				
1990 1	110.7	111.3	-0.8	99.5	-1.3	125.6	122.7	8.0	102.4	-0.3	
1990 2	111.8	111.4	6.2	100.4	-0.7	112.0	109.2	-6.8	102.6	0.1	
1990 3	118.2	118.7	1.5	99.6	-1.4	134.1	132.1	0.2	101.5	-1.7	
1990 4	97.5	97.7	-12.8	99.8	-1.6	100.4	104.3	-17.9	96.3	-7.2	
1990 5	107.0	105.1	-2.7	101.8	0.7	99.6	98.0	-24.1	101.6	-2.1	
1990 6	106.5	104.8	-9.0	101.6	-0.2	101.8	100.5	-26.6	101.3	-4.3	
1990 7	91.6	92.3	-1.0	99.2	-3.0	94.6	95.5	-19.5	99.1	-6.7	
1990 8	77.2	79.2	-1.4	97.5	-0.9	88.1	90.5	-27.3	97.4	-6.2	
1990 9	97.0	98.5	-7.1	98.5	-3.1	88.5	90.0	-18.8	98.3	-6.5	
1990 10	118.2	117.4	3.4	100.7	1.8	109.6	108.5	-20.9	101.0	-1.2	
1990 11	107.8	107.4	-2.7	100.4	0.7	90.5	93.3	-12.2	97.0	-6.4	
1990 12	80.4	80.2	-12.2	100.3	0.0	82.6	83.1	-10.3	99.4	-0.8	
1991 1	146.1	142.7	28.2	102.4	2.9	174.3	175.5	43.0	99.3	-3.0	
1991 2	134.4	136.9	22.9	98.2	-2.2	155.9	162.7	49.0	95.8	-6.6	
1991 3	138.0	140.4	18.3	98.3	-1.3	163.8	165.5	25.3	99.0	-2.5	
1991 4	140.9	145.6	49.0	96.8	-3.0	172.4	174.1	66.9	99.0	2.8	
1991 5	135.7	141.7	34.8	95.8	-5.9	165.0	166.3	69.7	99.2	-2.4	
1991 6	141.0	146.7	40.0	96.1	-5.4	184.4	181.7	80.8	101.5	0.2	
1991 7	130.1	133.0	44.1	97.8	-1.4	170.6	166.3	74.1	102.6	3.5	
1991 8	94.6	99.4	25.5	95.2	-2.4	176.0	179.4	98.2	98.1	0.7	
1991 9	131.8	138.4	40.5	95.2	-3.4	175.9	175.5	95.0	100.2	1.9	
1991 10	145.4	152.6	30.0	95.3	-5.4	193.4	206.4	90.2	93.7	-7.2	
1991 11	130.3	139.8	30.2	93.2	-7.2	157.9	169.2	81.4	93.3	-3.8	
1991 12	110.4	117.8	46.9	93.7	-6.6	169.8	178.4	114.7	95.2	-4.2	
1992 1	106.1	115.1	-19.3	92.2	-10.0	120.1	134.5	-23.4	89.3	-10.1	
1992 2	108.0	117.6	-14.1	91.8	-6.5	114.1	131.2	-19.4	87.0	-9.2	
1992 3	110.2	120.0	-14.5	91.8	-6.6	132.6	145.9	-11.8	90.9	-8.2	
1992 4	105.3	113.1	-22.3	93.1	-3.8	125.3	133.4	-23.4	93.9	-5.2	
1992 5	99.7	106.6	-24.8	93.5	-2.4	127.4	140.2	-15.7	90.9	-8.4	
1992 6	108.0	115.3	-21.4	93.7	-2.5	119.2	131.3	-27.7	90.8	-10.5	
1992 7	99.6	110.7	-16.8	90.0	-8.0	119.8	132.5	-20.3	90.4	-11.9	
1992 8	69.9	74.9	-24.6	93.3	-2.0	110.2	127.2	-29.1	86.6	-11.7	
1992 9	109.1	119.0	-14.0	91.7	-3.7	122.0	140.9	-19.7	86.6	-13.6	
1992 10	110.2	119.3	-21.8	92.4	-3.0	124.4	140.7	-31.8	88.4	-5.7	
1992 11	97.0	105.7	-24.4	91.8	-1.5	113.3	124.5	-26.4	91.0	-2.5	
1992 12	81.6	86.6	-26.5	94.2	0.5	122.8	134.8	-24.4	91.1	-4.3	
1993 1	55.7	59.6	-48.2	93.4	1.3	74.6	85.4	-36.5	87.4	-2.1	
1993 2	56.9	63.0	-46.4	90.3	-1.6	78.2	89.6	-31.7	87.3	0.3	
1993 3	55.7	59.9	-50.1	93.0	1.3	89.3	100.6	-31.0	88.8	-2.3	
1993 4	43.3	48.0	-57.6	90.3	-3.0	93.2	101.2	-24.1	92.1	-1.9	
1993 5	54.0	59.1	-44.6	91.4	-2.2	85.3	87.8	-37.4	97.2	6.9	
1993 6	54.7	61.0	-47.1	89.7	-4.3	89.1	96.9	-26.2	91.9	1.2	
1993 7	45.1	48.7	-56.0	92.7	3.0	84.4	89.1	-32.8	94.7	4.8	
1993 8	33.8	36.9	-50.7	91.5	-1.9	86.3	87.4	-31.3	98.7	14.0	
1993 9	50.9	56.7	-52.4	89.7	-2.2	108.6	114.1	-19.0	95.2	9.9	
1993 10	67.9	76.3	-36.0	89.0	-3.7	101.0	106.7	-24.2	94.7	7.1	
1993 11	47.7	52.3	-50.5	91.2	-0.7	91.5	96.7	-22.3	94.6	4.0	
1993 12	46.0	53.4	-38.3	86.1	-8.6	96.8	103.7	-23.1	93.3	2.4	

	Intra-EU Intra-EU Intra-UE					Extra-EU Extra-EU Extra-UE									
	VAL	VOL	VOL Δ%	UV	UV Δ%	VAL	VOL	VOL Δ%	UV	UV Δ%					
	Jährliche Indizes					Annual Indices					Indices annuels				
1989	94.2	102.0	:	92.4	:	97.9	104.3	:	93.9	:					
1990	100.0	100.0	-2.0	100.0	8.2	100.0	100.0	-4.1	100.0	6.5					
1991	98.7	103.5	3.5	95.4	-4.6	88.9	91.7	-8.3	97.0	-3.0					
1992	97.4	101.4	-2.0	96.1	0.7	88.0	93.8	2.3	93.8	-3.3					
1993	78.6	80.4	-20.7	97.8	1.8	84.6	88.5	-5.7	95.6	1.9					
	Vierteljährliche Indizes					Quarterly Indices					Indices trimestriels				
1989 1	93.2	103.2	:	90.3	:	87.5	99.0	:	88.4	:					
1989 2	104.8	115.2	:	91.0	:	103.6	112.4	:	92.2	:					
1989 3	81.3	88.7	:	91.7	:	98.2	101.6	:	96.7	:					
1989 4	102.2	105.7	:	96.7	:	104.3	106.3	:	98.1	:					
1990 1	105.9	105.0	1.7	100.9	11.7	104.8	106.0	7.1	98.9	11.9					
1990 2	112.9	111.7	-3.0	101.1	11.1	111.2	109.7	-2.4	101.4	10.0					
1990 3	84.5	85.5	-3.6	98.8	7.7	93.7	92.7	-8.8	101.1	4.6					
1990 4	95.3	96.6	-8.6	98.7	2.1	90.3	91.7	-13.7	98.5	0.4					
1991 1	98.8	102.0	-2.9	96.9	-4.0	82.1	84.6	-20.2	97.1	-1.8					
1991 2	110.9	116.1	3.9	95.5	-5.5	95.7	97.5	-11.1	98.2	-3.2					
1991 3	86.3	92.8	8.5	93.0	-5.9	88.3	90.5	-2.4	97.6	-3.5					
1991 4	99.0	103.4	7.0	95.7	-3.0	89.0	93.5	2.0	95.2	-3.4					
1992 1	107.3	111.3	9.1	96.4	-0.5	88.9	95.1	12.4	93.5	-3.7					
1992 2	108.2	112.5	-3.1	96.2	0.7	96.3	101.8	4.4	94.6	-3.7					
1992 3	82.1	87.3	-5.9	94.1	1.2	81.2	86.7	-4.2	93.7	-4.0					
1992 4	92.7	95.0	-8.1	97.6	2.0	87.6	93.9	0.4	93.3	-2.0					
1993 1	75.5	76.3	-31.4	99.0	2.7	77.9	84.4	-11.3	92.3	-1.3					
1993 2	84.9	86.3	-23.3	98.4	2.3	90.5	97.9	-3.8	92.4	-2.3					
1993 3	64.6	68.5	-21.5	94.3	0.2	79.7	80.6	-7.0	98.9	5.5					
1993 4	86.5	87.2	-8.2	99.2	1.6	90.3	91.2	-2.9	99.0	6.1					
	Monatliche Indizes					Monthly Indices					Indices mensuels				
1989 1	85.7	96.1	:	89.2	:	86.0	98.7	:	87.1	:					
1989 2	90.7	100.1	:	90.6	:	84.5	95.2	:	88.8	:					
1989 3	103.1	113.3	:	91.0	:	92.1	103.1	:	89.3	:					
1989 4	103.1	113.1	:	91.2	:	95.6	106.6	:	89.7	:					
1989 5	103.0	112.1	:	91.9	:	108.3	117.1	:	92.5	:					
1989 6	108.0	120.3	:	89.8	:	107.0	113.6	:	94.2	:					
1989 7	85.6	93.7	:	91.4	:	101.3	106.3	:	95.3	:					
1989 8	73.9	81.1	:	91.1	:	85.4	88.5	:	96.5	:					
1989 9	84.5	91.2	:	92.6	:	107.9	110.0	:	98.1	:					
1989 10	104.8	110.3	:	95.0	:	109.3	111.6	:	97.9	:					
1989 11	106.9	110.7	:	96.6	:	111.8	113.6	:	98.4	:					
1989 12	94.7	96.0	:	98.6	:	91.9	93.8	:	98.0	:					

	Intra-EU Intra-EU Intra-UE					Extra-EU Extra-EU Extra-UE									
	VAL	VOL	VOL Δ%	UV	UV Δ%	VAL	VOL	VOL Δ%	UV	UV Δ%					
	Jährliche Indizes					Annual Indices					Indices annuels				
1989	94.1	102.2	:	92.1	:	99.6	103.0	:	96.7	:					
1990	100.0	100.0	-2.2	100.0	8.6	100.0	100.0	-2.9	100.0	3.4					
1991	97.8	102.2	2.2	95.7	-4.3	112.0	117.0	17.0	95.7	-4.3					
1992	97.6	99.7	-2.4	97.9	2.3	93.0	94.9	-18.9	98.0	2.4					
1993	85.4	80.5	-19.3	106.1	8.4	92.4	96.1	1.3	96.1	-1.9					
	Vierteljährliche Indizes					Quarterly Indices					Indices trimestriels				
1989 1	92.9	102.9	:	90.3	:	94.0	100.5	:	93.5	:					
1989 2	103.9	115.1	:	90.3	:	118.3	123.4	:	95.9	:					
1989 3	82.3	90.6	:	90.8	:	99.1	101.7	:	97.4	:					
1989 4	101.9	104.9	:	97.1	:	101.9	101.7	:	100.2	:					
1990 1	109.3	108.1	5.1	101.1	12.0	99.1	97.3	-3.2	101.9	9.0					
1990 2	111.9	110.8	-3.7	101.0	11.8	102.6	100.3	-18.7	102.3	6.7					
1990 3	84.0	85.5	-5.6	98.3	8.3	91.2	92.0	-9.5	99.1	1.7					
1990 4	94.1	95.0	-9.4	99.0	2.0	106.6	109.9	8.1	97.0	-3.2					
1991 1	98.4	100.6	-6.9	97.8	-3.3	105.5	109.7	12.7	96.2	-5.6					
1991 2	109.5	114.3	3.2	95.8	-5.1	128.8	134.4	34.0	95.8	-6.4					
1991 3	84.6	90.5	5.8	93.5	-4.9	102.9	108.2	17.6	95.1	-4.0					
1991 4	97.6	102.1	7.5	95.6	-3.4	108.9	113.7	3.5	95.8	-1.2					
1992 1	105.6	107.2	6.6	98.5	0.7	97.6	100.7	-8.2	96.9	0.7					
1992 2	108.2	111.2	-2.7	97.3	1.6	100.0	101.4	-24.6	98.6	2.9					
1992 3	85.4	89.0	-1.7	95.9	2.6	95.1	97.2	-10.2	97.8	2.8					
1992 4	93.9	94.0	-7.9	99.9	4.5	92.2	93.3	-17.9	98.8	3.1					
1993 1	85.7	78.9	-26.4	108.6	10.3	82.0	83.8	-16.8	97.9	1.0					
1993 2	92.7	90.1	-19.0	102.9	5.8	96.1	100.4	-1.0	95.7	-2.9					
1993 3	69.8	65.7	-26.2	106.2	10.7	88.7	93.1	-4.2	95.3	-2.6					
1993 4	88.1	82.3	-12.4	107.1	7.2	102.8	107.2	14.9	95.9	-2.9					
	Monatliche Indizes					Monthly Indices					Indices mensuels				
1989 1	83.8	94.8	:	88.4	:	79.3	87.1	:	91.1	:					
1989 2	91.7	101.1	:	90.7	:	90.4	95.9	:	94.3	:					
1989 3	103.0	112.7	:	91.4	:	112.2	118.5	:	94.7	:					
1989 4	103.2	113.8	:	90.7	:	109.7	114.4	:	95.9	:					
1989 5	100.8	110.8	:	91.0	:	122.5	128.1	:	95.6	:					
1989 6	107.8	120.7	:	89.3	:	122.8	127.8	:	96.1	:					
1989 7	86.5	96.5	:	89.6	:	106.9	110.5	:	96.7	:					
1989 8	70.3	78.3	:	89.8	:	90.1	93.6	:	96.3	:					
1989 9	90.0	96.9	:	92.9	:	100.1	100.9	:	99.2	:					
1989 10	108.1	112.8	:	95.8	:	111.4	112.3	:	99.2	:					
1989 11	107.9	110.9	:	97.3	:	97.8	97.3	:	100.5	:					
1989 12	89.8	91.2	:	98.5	:	96.3	95.3	:	101.0	:					

SITC 24: KORK UND HOLZ

SITC 24: CORK AND WOOD

CTCI 24: LIEGE ET BOIS

	Intra-EU Intra-EU Intra-UE					Extra-EU Extra-EU Extra-UE					
	VAL	VOL	VOL Δ%	UV	UV Δ%	VAL	VOL	VOL Δ%	UV	UV Δ%	
	Monatliche Indizes			Monthly Indices			Indices mensuels				
1990 1	101.4	100.7	4.8	100.7	12.9	107.1	108.2	9.6	99.0	13.7	
1990 2	100.3	100.4	0.3	99.9	10.3	98.6	100.6	5.7	98.0	10.4	
1990 3	116.3	113.9	0.5	102.1	12.2	108.7	109.1	5.8	99.6	11.5	
1990 4	113.5	111.9	-1.1	101.4	11.2	103.6	102.5	-3.8	101.1	12.7	
1990 5	112.3	110.4	-1.5	101.7	10.7	117.4	116.0	-0.9	101.2	9.4	
1990 6	113.5	113.0	-6.1	100.4	11.8	112.5	110.5	-2.7	101.8	8.1	
1990 7	96.9	99.1	5.8	97.8	7.0	106.0	104.3	-1.9	101.6	6.6	
1990 8	69.4	69.9	-13.8	99.3	9.0	78.4	77.4	-12.5	101.3	5.0	
1990 9	87.2	87.6	-3.9	99.5	7.5	96.8	96.3	-12.5	100.5	2.4	
1990 10	100.4	100.4	-9.0	100.0	5.3	102.1	102.1	-8.5	100.0	2.1	
1990 11	103.4	105.4	-4.8	98.1	1.6	95.8	98.1	-13.6	97.7	-0.7	
1990 12	82.2	84.0	-12.5	97.9	-0.7	72.9	74.8	-20.3	97.4	-0.6	
1991 1	97.7	99.6	-1.1	98.1	-2.6	90.6	93.0	-14.0	97.4	-1.6	
1991 2	90.8	94.8	-5.6	95.8	-4.1	76.4	78.9	-21.6	96.8	-1.2	
1991 3	107.9	111.7	-1.9	96.6	-5.4	79.3	81.8	-25.0	97.0	-2.6	
1991 4	113.5	118.2	5.6	96.0	-5.3	95.5	96.8	-5.6	98.7	-2.4	
1991 5	111.0	115.5	4.6	96.1	-5.5	101.5	103.8	-10.5	97.8	-3.4	
1991 6	108.2	114.6	1.4	94.4	-6.0	90.3	92.0	-16.7	98.2	-3.5	
1991 7	102.5	110.1	11.1	93.1	-4.8	103.1	104.2	-0.1	98.9	-2.7	
1991 8	65.7	70.9	1.4	92.7	-6.6	68.8	71.4	-7.8	96.4	-4.8	
1991 9	90.8	97.4	11.2	93.2	-6.3	93.2	96.1	-0.2	97.0	-3.5	
1991 10	105.5	111.1	10.7	95.0	-5.0	100.8	105.2	3.0	95.8	-4.2	
1991 11	100.3	105.0	-0.4	95.5	-2.7	89.3	93.6	-4.6	95.4	-2.4	
1991 12	91.1	94.1	12.0	96.8	-1.1	76.7	81.5	9.0	94.1	-3.4	
1992 1	96.2	99.4	-0.2	96.8	-1.3	86.4	92.7	-0.3	93.2	-4.3	
1992 2	107.2	111.5	17.6	96.1	0.3	85.9	92.1	16.7	93.3	-3.6	
1992 3	118.5	123.1	10.2	96.3	-0.3	94.6	100.5	22.9	94.1	-3.0	
1992 4	117.5	121.5	2.8	96.7	0.7	94.8	99.9	3.2	94.9	-3.9	
1992 5	104.7	107.9	-6.6	97.0	0.9	97.4	103.1	-0.7	94.5	-3.4	
1992 6	102.8	108.2	-5.6	95.0	0.6	96.6	102.4	11.3	94.3	-4.0	
1992 7	97.4	103.9	-5.6	93.7	0.6	94.8	100.9	-3.2	94.0	-5.0	
1992 8	56.5	60.4	-14.8	93.6	1.0	60.0	63.6	-10.9	94.4	-2.1	
1992 9	92.5	97.7	0.3	94.7	1.6	88.8	95.7	-0.4	92.8	-4.3	
1992 10	99.4	103.7	-6.7	95.9	0.9	90.7	98.0	-6.8	92.5	-3.4	
1992 11	93.6	95.1	-9.4	98.4	3.0	89.6	95.0	1.5	94.3	-1.2	
1992 12	85.0	86.2	-8.4	98.6	1.9	82.7	88.8	9.0	93.1	-1.1	
1993 1	63.4	64.1	-35.5	98.9	2.2	70.7	76.4	-17.6	92.6	-0.6	
1993 2	73.5	73.4	-34.2	100.1	4.2	77.8	84.5	-8.3	92.1	-1.3	
1993 3	89.7	91.5	-25.7	98.0	1.8	85.1	92.3	-8.2	92.2	-2.0	
1993 4	82.4	81.7	-32.8	100.9	4.3	88.1	95.1	-4.8	92.6	-2.4	
1993 5	85.1	87.9	-18.5	96.8	-0.2	90.2	98.2	-4.8	91.9	-2.8	
1993 6	87.3	89.4	-17.4	97.7	2.8	93.0	100.3	-2.1	92.7	-1.7	
1993 7	71.0	75.9	-26.9	93.6	-0.1	86.4	89.8	-11.0	96.2	2.3	
1993 8	48.9	51.6	-14.6	94.8	1.3	63.5	62.7	-1.4	101.2	7.2	
1993 9	73.6	77.9	-20.3	94.5	-0.2	89.2	89.2	-6.8	100.0	7.8	
1993 10	83.1	84.0	-19.0	98.9	3.1	89.2	91.7	-6.4	97.3	5.2	
1993 11	80.3	79.7	-16.2	100.8	2.4	97.0	98.0	3.2	99.0	5.0	
1993 12	96.2	98.0	13.7	98.2	-0.4	84.5	83.8	-5.6	100.8	8.3	

	Intra-EU Intra-EU Intra-UE					Extra-EU Extra-EU Extra-UE				
	VAL	VOL	VOL Δ%	UV	UV Δ%	VAL	VOL	VOL Δ%	UV	UV Δ%
	Monatliche Indizes			Monthly Indices		Indices mensuels				
1990 1	105.1	105.0	10.8	100.1	13.2	87.7	86.5	-0.7	101.4	11.3
1990 2	102.9	102.5	1.4	100.4	10.7	99.2	98.1	2.3	101.1	7.2
1990 3	119.8	116.8	3.6	102.6	12.3	110.6	107.4	-9.4	103.0	8.8
1990 4	111.5	109.1	-4.1	102.2	12.7	103.4	100.2	-12.4	103.2	7.6
1990 5	113.8	112.1	1.2	101.5	11.5	103.5	100.5	-21.5	103.0	7.7
1990 6	110.5	111.2	-7.9	99.4	11.3	100.7	100.1	-21.7	100.6	4.7
1990 7	95.9	97.8	1.3	98.1	9.5	98.1	99.2	-10.2	98.9	2.3
1990 8	66.3	67.7	-13.5	97.9	9.0	82.7	83.7	-10.6	98.8	2.6
1990 9	90.0	91.0	-6.1	98.9	6.5	92.6	93.0	-7.8	99.6	0.4
1990 10	101.6	101.8	-9.8	99.8	4.2	110.9	113.6	1.2	97.6	-1.6
1990 11	104.2	104.4	-5.9	99.8	2.6	109.2	111.5	14.6	97.9	-2.6
1990 12	76.5	78.9	-13.5	96.9	-1.6	99.7	104.5	9.7	95.4	-5.5
1991 1	96.9	98.4	-6.3	98.5	-1.6	100.3	102.9	19.0	97.5	-3.8
1991 2	89.4	91.8	-10.4	97.4	-3.0	97.7	102.7	4.7	95.1	-5.9
1991 3	108.7	111.6	-4.5	97.4	-5.1	118.7	123.6	15.1	96.0	-6.8
1991 4	112.4	116.2	6.5	96.7	-5.4	130.2	134.1	33.8	97.1	-5.9
1991 5	109.0	113.2	1.0	96.3	-5.1	136.6	141.9	41.2	96.3	-6.5
1991 6	107.1	113.5	2.1	94.4	-5.0	119.5	127.1	27.0	94.0	-6.6
1991 7	99.6	106.2	8.6	93.8	-4.4	122.8	127.8	28.8	96.1	-2.8
1991 8	63.4	68.6	1.3	92.4	-5.6	91.8	98.2	17.3	93.5	-5.4
1991 9	91.0	96.7	6.3	94.1	-4.9	94.0	98.5	5.9	95.4	-4.2
1991 10	107.8	112.6	10.6	95.7	-4.1	116.3	120.9	6.4	96.2	-1.4
1991 11	98.2	102.9	-1.4	95.4	-4.4	105.3	109.3	-2.0	96.3	-1.6
1991 12	86.8	90.7	15.0	95.7	-1.2	104.9	110.7	5.9	94.8	-0.6
1992 1	96.7	98.3	-0.1	98.4	-0.1	90.0	93.4	-9.2	96.4	-1.1
1992 2	104.7	106.1	15.6	98.7	1.3	96.1	98.1	-4.5	98.0	3.0
1992 3	115.1	117.1	4.9	98.3	0.9	106.4	110.6	-10.5	96.2	0.2
1992 4	115.4	118.1	1.6	97.7	1.0	109.7	111.1	-17.2	98.7	1.6
1992 5	103.4	105.9	-6.4	97.6	1.3	98.5	100.1	-29.5	98.4	2.2
1992 6	105.9	109.6	-3.4	96.6	2.3	91.9	93.2	-26.7	98.6	4.9
1992 7	97.4	102.1	-3.9	95.4	1.7	111.5	113.4	-11.3	98.3	2.3
1992 8	63.1	67.0	-2.3	94.2	1.9	90.6	94.2	-4.1	96.2	2.9
1992 9	95.6	97.9	1.2	97.6	3.7	83.1	84.0	-14.7	98.9	3.7
1992 10	101.1	102.2	-9.2	98.9	3.3	101.7	103.4	-14.5	98.4	2.3
1992 11	97.2	96.9	-5.8	100.3	5.1	92.2	92.8	-15.1	99.3	3.1
1992 12	83.4	82.9	-8.6	100.6	5.1	82.7	83.7	-24.4	98.8	4.2
1993 1	74.8	70.0	-28.8	106.8	8.5	70.8	70.8	-24.2	100.0	3.7
1993 2	84.8	77.7	-26.8	109.1	10.5	83.1	84.8	-13.6	98.0	0.0
1993 3	97.3	88.9	-24.1	109.4	11.3	92.3	95.8	-13.4	96.3	0.1
1993 4	95.8	91.3	-22.7	104.9	7.4	100.3	104.5	-5.9	96.0	-2.7
1993 5	88.9	88.1	-16.8	100.9	3.4	87.4	90.7	-9.4	96.4	-2.0
1993 6	93.3	90.9	-17.1	102.6	6.2	100.5	106.0	13.7	94.8	-3.9
1993 7	72.9	70.9	-30.6	102.8	7.8	85.2	90.1	-20.5	94.6	-3.8
1993 8	53.3	48.9	-27.0	109.0	15.7	80.6	84.8	-10.0	95.1	-1.1
1993 9	83.3	77.5	-20.8	107.5	10.1	100.3	104.5	24.4	96.0	-2.9
1993 10	87.7	84.0	-17.8	104.4	5.6	98.1	102.5	-0.9	95.7	-2.7
1993 11	94.2	85.9	-11.4	109.7	9.4	95.3	99.4	7.1	95.9	-3.4
1993 12	82.7	77.1	-7.0	107.3	6.7	115.1	119.8	43.1	96.1	-2.7

SITC 25:
PAPIERHALBSTOFFE UND
ABFAELLE VON PAPIER

SITC 25: PULP AND
WASTE PAPER

CTCI 25: PATES A PAPIER ET
DECHETS DE PAPIER

	Intra-EU Intra-EU Intra-UE					Extra-EU Extra-EU Extra-UE									
	VAL	VOL	VOL Δ%	UV	UV Δ%	VAL	VOL	VOL Δ%	UV	UV Δ%					
	Jährliche Indizes					Annual Indices					Indices annuels				
1989	118.4	100.3	:	118.0	:	118.5	101.4	:	116.9	:					
1990	100.0	100.0	-0.3	100.0	-15.3	100.0	100.0	-1.4	100.0	-14.5					
1991	82.8	104.3	4.3	79.4	-20.6	83.2	105.6	5.6	78.8	-21.2					
1992	77.1	98.2	-5.8	78.5	-1.1	80.5	109.2	3.4	73.7	-6.5					
1993	54.3	89.5	-8.9	60.7	-22.7	67.8	106.6	-2.4	63.6	-13.7					
	Vierteljährliche Indizes					Quarterly Indices					Indices trimestriels				
1989 1	120.0	106.8	:	112.4	:	110.9	101.8	:	108.9	:					
1989 2	124.4	106.6	:	116.7	:	120.9	103.6	:	116.7	:					
1989 3	115.8	95.3	:	121.5	:	127.1	104.1	:	122.1	:					
1989 4	118.8	97.2	:	122.2	:	117.6	98.2	:	119.8	:					
1990 1	112.0	98.0	-8.2	114.3	1.7	110.7	99.6	-2.2	111.1	2.0					
1990 2	102.9	98.0	-8.1	105.0	-10.0	108.9	104.2	0.6	104.5	-10.5					
1990 3	91.3	95.7	0.4	95.4	-21.5	92.6	95.9	-7.9	96.6	-20.9					
1990 4	89.4	104.0	7.0	86.0	-29.6	86.7	99.2	1.0	87.4	-27.0					
1991 1	85.5	106.4	8.6	80.4	-29.7	84.2	104.0	4.4	81.0	-27.1					
1991 2	88.2	111.5	13.8	79.1	-24.7	90.2	109.5	5.1	82.4	-21.1					
1991 3	77.2	97.2	1.6	79.4	-16.8	80.5	101.3	5.6	79.5	-17.7					
1991 4	80.5	102.0	-1.9	78.9	-8.3	77.5	107.1	8.0	72.4	-17.2					
1992 1	83.9	107.9	1.4	77.8	-3.2	80.6	113.2	8.8	71.2	-12.1					
1992 2	81.2	100.7	-9.7	80.6	1.9	85.9	114.5	4.6	75.0	-9.0					
1992 3	74.9	92.4	-4.9	81.1	2.1	80.1	107.8	6.4	74.3	-6.5					
1992 4	69.2	92.9	-8.9	74.5	-5.6	76.2	102.5	-4.3	74.3	2.6					
1993 1	51.9	79.1	-26.7	65.6	-15.7	70.6	105.5	-6.8	66.9	-6.0					
1993 2	54.8	88.6	-12.0	61.8	-23.3	73.2	113.2	-1.1	64.7	-13.7					
1993 3	47.9	79.2	-14.3	60.5	-25.4	62.3	98.4	-8.7	63.3	-14.8					
1993 4	61.0	107.7	15.9	56.6	-24.0	65.2	109.2	6.5	59.7	-19.7					
	Monatliche Indizes					Monthly Indices					Indices mensuels				
1989 1	116.2	104.7	:	111.0	:	107.8	100.7	:	107.1	:					
1989 2	114.6	101.9	:	112.5	:	102.4	94.2	:	108.7	:					
1989 3	129.2	113.7	:	113.6	:	122.3	110.6	:	110.6	:					
1989 4	115.1	100.8	:	114.2	:	112.5	98.7	:	114.0	:					
1989 5	132.7	113.2	:	117.2	:	124.0	106.9	:	116.0	:					
1989 6	125.6	105.9	:	118.6	:	126.5	105.2	:	120.2	:					
1989 7	114.9	95.6	:	120.2	:	131.3	108.0	:	121.6	:					
1989 8	117.2	96.1	:	122.0	:	121.9	100.3	:	121.5	:					
1989 9	115.4	94.2	:	122.5	:	128.1	104.0	:	123.2	:					
1989 10	127.4	103.7	:	122.9	:	125.1	102.4	:	122.2	:					
1989 11	125.0	102.2	:	122.3	:	116.4	96.8	:	120.2	:					
1989 12	103.7	85.6	:	121.2	:	111.4	95.5	:	116.7	:					

SITC 25:
PAPIERHALBSTOFFE UND
ABFAELLE VON PAPIER

SITC 25: PULP AND
WASTE PAPER

CTCI 25: PATES A PAPIER ET
DECHETS DE PAPIER

	Intra-EU Intra-EU Intra-UE					Extra-EU Extra-EU Extra-UE									
	VAL	VOL	VOL Δ%	UV	UV Δ%	VAL	VOL	VOL Δ%	UV	UV Δ%					
	Jährliche Indizes					Annual Indices					Indices annuels				
1989	120.7	103.0	:	117.2	:	115.0	97.6	:	117.8	:					
1990	100.0	100.0	-2.9	100.0	-14.7	100.0	100.0	2.5	100.0	-15.1					
1991	82.5	104.3	4.3	79.1	-20.9	111.6	128.3	28.3	87.0	-13.0					
1992	75.4	92.5	-11.3	81.5	3.0	126.1	141.2	10.1	89.3	2.6					
1993	55.3	88.7	-4.1	62.4	-23.4	96.6	128.5	-9.0	75.2	-15.8					
	Vierteljährliche Indizes					Quarterly Indices					Indices trimestriels				
1989 1	119.3	108.3	:	110.2	:	118.0	104.2	:	113.2	:					
1989 2	123.9	107.0	:	115.8	:	122.9	104.1	:	118.1	:					
1989 3	119.5	98.8	:	121.0	:	109.6	90.9	:	120.6	:					
1989 4	127.3	104.0	:	122.4	:	107.7	89.7	:	120.1	:					
1990 1	115.6	102.2	-5.6	113.1	2.6	103.2	92.6	-11.1	111.5	-1.5					
1990 2	108.3	102.7	-4.0	105.5	-8.9	110.2	105.6	1.4	104.4	-11.6					
1990 3	89.4	93.7	-5.2	95.4	-21.2	96.5	98.9	8.8	97.6	-19.1					
1990 4	94.2	109.0	4.8	86.4	-29.4	96.2	109.2	21.7	88.1	-26.6					
1991 1	85.3	106.2	3.9	80.3	-29.0	99.5	114.8	24.0	86.7	-22.2					
1991 2	85.9	108.9	6.0	78.9	-25.2	128.2	145.4	37.7	88.2	-15.5					
1991 3	79.2	99.7	6.4	79.4	-16.8	100.9	114.1	15.4	88.4	-9.4					
1991 4	77.6	99.9	-8.3	77.7	-10.1	126.5	148.8	36.3	85.0	-3.5					
1992 1	86.4	107.7	1.4	80.2	-0.1	133.9	150.5	31.1	89.0	2.7					
1992 2	81.0	95.6	-12.2	84.7	7.4	119.0	126.2	-13.2	94.3	6.9					
1992 3	75.1	89.7	-10.0	83.7	5.4	124.1	139.9	22.6	88.7	0.3					
1992 4	62.6	81.4	-18.5	76.9	-1.0	115.1	134.8	-9.4	85.4	0.5					
1993 1	58.2	89.1	-17.3	65.3	-18.6	91.5	114.2	-24.1	80.1	-10.0					
1993 2	57.1	89.6	-6.3	63.7	-24.8	99.4	134.5	6.6	73.9	-21.6					
1993 3	50.1	80.9	-9.8	61.9	-26.0	97.6	129.4	-7.5	75.4	-15.0					
1993 4	54.5	92.5	13.6	58.9	-23.4	98.3	136.2	1.0	72.2	-15.5					
	Monatliche Indizes					Monthly Indices					Indices mensuels				
1989 1	117.3	106.4	:	110.2	:	105.2	93.8	:	112.2	:					
1989 2	109.7	100.6	:	109.0	:	129.0	113.9	:	113.3	:					
1989 3	131.2	118.0	:	111.2	:	119.7	105.1	:	113.9	:					
1989 4	116.0	101.5	:	114.3	:	100.0	86.4	:	115.7	:					
1989 5	138.1	118.2	:	116.8	:	142.7	122.0	:	117.0	:					
1989 6	117.6	101.3	:	116.1	:	126.2	103.8	:	121.6	:					
1989 7	118.1	99.6	:	118.6	:	100.9	83.5	:	120.8	:					
1989 8	115.9	96.0	:	120.7	:	136.8	113.5	:	120.5	:					
1989 9	124.6	100.9	:	123.5	:	91.1	75.5	:	120.6	:					
1989 10	129.5	105.8	:	122.4	:	103.6	85.2	:	121.6	:					
1989 11	128.8	104.2	:	123.6	:	98.7	82.3	:	119.9	:					
1989 12	123.7	102.1	:	121.2	:	120.9	101.5	:	119.1	:					

SITC 25:
PAPIERHALBSTOFFE UND
ABFAELLE VON PAPIER

SITC 25: PULP AND
WASTE PAPER

CTCI 25: PATES A PAPIER ET
DECHETS DE PAPIER

	Intra-EU Intra-EU Intra-UE					Extra-EU Extra-EU Extra-UE									
	VAL	VOL	VOL Δ%	UV	UV Δ%	VAL	VOL	VOL Δ%	UV	UV Δ%					
	Monatliche Indizes					Monthly Indices					Indices mensuels				
1990 1	116.2	98.3	-6.1	118.2	6.5	116.4	102.4	1.7	113.7	6.2					
1990 2	101.0	88.1	-13.5	114.6	1.9	106.1	95.5	1.4	111.1	2.2					
1990 3	119.1	107.7	-5.3	110.6	-2.6	109.4	100.8	-8.9	108.5	-1.9					
1990 4	105.2	96.6	-4.2	108.9	-4.6	107.4	100.5	1.8	106.9	-6.2					
1990 5	106.1	102.3	-9.6	103.7	-11.5	114.5	110.5	3.4	103.6	-10.7					
1990 6	97.5	95.1	-10.2	102.5	-13.6	105.0	101.7	-3.3	103.2	-14.1					
1990 7	107.0	108.2	13.2	98.9	-17.7	102.1	101.7	-5.8	100.4	-17.4					
1990 8	78.1	82.4	-14.3	94.8	-22.3	86.2	89.5	-10.8	96.3	-20.7					
1990 9	89.1	96.7	2.7	92.1	-24.8	89.5	96.4	-7.3	92.8	-24.7					
1990 10	90.9	101.3	-2.3	89.7	-27.0	97.1	107.2	4.7	90.6	-25.9					
1990 11	99.1	115.2	12.7	86.0	-29.7	87.1	99.5	2.8	87.5	-27.2					
1990 12	78.3	95.5	11.6	82.0	-32.3	76.0	90.8	-4.9	83.7	-28.3					
1991 1	87.8	109.7	11.6	80.0	-32.3	90.7	109.4	6.8	82.9	-27.1					
1991 2	84.7	104.7	18.8	80.9	-29.4	81.6	101.9	6.7	80.1	-27.9					
1991 3	84.1	104.7	-2.8	80.3	-27.4	80.6	100.8	0.0	80.0	-26.3					
1991 4	87.6	110.3	14.2	79.4	-27.1	89.9	109.5	9.0	82.1	-23.2					
1991 5	89.5	112.7	10.2	79.4	-23.4	92.5	111.4	0.8	83.0	-19.9					
1991 6	87.5	111.5	17.2	78.5	-23.4	88.3	107.6	5.8	82.1	-20.4					
1991 7	81.7	103.1	-4.7	79.2	-19.9	89.4	109.0	7.2	82.0	-18.3					
1991 8	71.0	89.5	8.6	79.3	-16.4	74.9	95.5	6.7	78.4	-18.6					
1991 9	79.0	99.1	2.5	79.7	-13.5	77.2	99.4	3.1	77.7	-16.3					
1991 10	89.4	112.0	10.6	79.8	-11.0	90.3	122.0	13.8	74.0	-18.3					
1991 11	79.1	100.3	-12.9	78.9	-8.3	73.1	99.9	0.4	73.2	-16.3					
1991 12	73.0	93.8	-1.8	77.8	-5.1	69.2	99.4	9.5	69.6	-16.8					
1992 1	80.6	103.7	-5.5	77.7	-2.9	79.5	113.2	3.5	70.2	-15.3					
1992 2	79.5	101.9	-2.7	78.0	-3.6	79.9	112.6	10.5	71.0	-11.4					
1992 3	91.9	118.1	12.8	77.8	-3.1	82.3	113.7	12.8	72.4	-9.5					
1992 4	87.0	109.6	-0.6	79.4	0.0	93.7	126.6	15.6	74.0	-9.9					
1992 5	77.6	96.4	-14.5	80.5	1.4	81.2	106.7	-4.2	76.1	-8.3					
1992 6	78.9	96.1	-13.8	82.1	4.6	82.7	110.1	2.3	75.1	-8.5					
1992 7	90.3	111.1	7.8	81.3	2.7	95.0	126.6	16.1	75.0	-8.5					
1992 8	64.8	79.3	-11.4	81.7	3.0	68.6	92.6	-3.0	74.1	-5.5					
1992 9	69.6	86.6	-12.6	80.4	0.9	76.9	104.3	4.9	73.7	-5.1					
1992 10	76.8	99.9	-10.8	76.9	-3.6	77.2	103.9	-14.8	74.3	0.4					
1992 11	65.9	87.4	-12.9	75.4	-4.4	78.9	105.2	5.3	75.0	2.5					
1992 12	65.0	91.4	-2.6	71.1	-8.6	72.4	98.4	-1.0	73.6	5.7					
1993 1	50.0	74.1	-28.5	67.5	-13.1	62.4	88.8	-21.6	70.3	0.1					
1993 2	49.0	74.5	-26.9	65.8	-15.6	70.4	105.8	-6.0	66.5	-6.3					
1993 3	56.7	88.7	-24.9	63.9	-17.9	78.9	121.9	7.2	64.7	-10.6					
1993 4	54.9	88.6	-19.2	62.0	-21.9	77.1	118.6	-6.3	65.0	-12.2					
1993 5	48.9	79.8	-17.2	61.3	-23.9	68.3	104.9	-1.7	65.1	-14.5					
1993 6	60.3	97.4	1.4	61.9	-24.6	74.1	116.0	5.4	63.9	-14.9					
1993 7	46.7	76.4	-31.2	61.1	-24.8	64.5	99.3	-21.6	65.0	-13.3					
1993 8	40.5	68.6	-13.5	59.1	-27.7	57.3	89.8	-3.0	63.8	-13.9					
1993 9	56.4	92.6	6.9	60.9	-24.3	65.0	106.2	1.8	61.2	-17.0					
1993 10	57.7	102.2	2.3	56.5	-26.5	63.0	105.2	1.3	59.9	-19.4					
1993 11	62.0	109.6	25.4	56.6	-24.9	65.6	110.0	4.6	59.6	-20.5					
1993 12	63.1	111.2	21.7	56.7	-20.3	67.2	112.5	14.3	59.7	-18.9					

SITC 25:
PAPIERHALBSTOFFE UND
ABFAELLE VON PAPIER

SITC 25: PULP AND
WASTE PAPER

CTCI 25: PATES A PAPIER ET
DECHETS DE PAPIER

	Intra-EU Intra-EU Intra-UE					Extra-EU Extra-EU Extra-UE									
	VAL	VOL	VOL Δ%	UV	UV Δ%	VAL	VOL	VOL Δ%	UV	UV Δ%					
	Monatliche Indizes					Monthly Indices					Indices mensuels				
1990 1	111.7	96.1	-9.7	116.2	5.4	97.6	84.9	-9.5	114.9	2.4					
1990 2	105.9	93.9	-6.7	112.8	3.5	92.0	84.4	-25.9	109.0	-3.8					
1990 3	129.3	116.6	-1.2	110.9	-0.3	120.3	108.6	3.3	110.8	-2.7					
1990 4	116.7	107.6	6.0	108.5	-5.1	88.1	82.1	-5.0	107.3	-7.3					
1990 5	104.0	99.5	-15.8	104.5	-10.5	118.7	116.4	-4.6	102.0	-12.8					
1990 6	104.1	100.9	-0.4	103.2	-11.1	123.9	118.2	13.9	104.8	-13.8					
1990 7	107.4	110.4	10.8	97.3	-18.0	118.9	122.7	46.9	96.9	-19.8					
1990 8	74.9	77.8	-19.0	96.3	-20.2	77.0	77.2	-32.0	99.7	-17.3					
1990 9	85.8	92.8	-8.0	92.5	-25.1	93.7	96.7	28.1	96.9	-19.7					
1990 10	104.7	116.1	9.7	90.2	-26.3	93.5	101.1	18.7	92.5	-23.9					
1990 11	104.9	122.4	17.5	85.7	-30.7	102.4	117.7	43.0	87.0	-27.4					
1990 12	72.9	88.5	-13.3	82.4	-32.0	92.6	108.7	7.1	85.2	-28.5					
1991 1	96.3	119.6	24.5	80.5	-30.7	97.1	110.0	29.6	88.3	-23.2					
1991 2	86.5	108.0	15.0	80.1	-29.0	98.1	112.6	33.4	87.1	-20.1					
1991 3	72.7	90.8	-22.1	80.1	-27.8	103.4	121.7	12.1	85.0	-23.3					
1991 4	95.4	119.3	10.9	80.0	-26.3	118.4	134.9	64.3	87.8	-18.2					
1991 5	89.2	114.1	14.7	78.2	-25.2	144.6	161.2	38.5	89.7	-12.1					
1991 6	73.0	93.4	-7.4	78.2	-24.2	121.8	140.0	18.4	87.0	-17.0					
1991 7	89.2	111.3	0.8	80.1	-17.7	110.2	120.3	-2.0	91.6	-5.5					
1991 8	68.6	87.7	12.7	78.2	-18.8	97.4	113.8	47.4	85.6	-14.1					
1991 9	79.5	100.0	7.8	79.5	-14.1	95.3	108.4	12.1	87.9	-9.3					
1991 10	82.1	105.2	-9.4	78.0	-13.5	130.3	151.0	49.4	86.3	-6.7					
1991 11	74.3	95.8	-21.7	77.6	-9.5	131.1	153.3	30.2	85.5	-1.7					
1991 12	76.7	98.8	11.6	77.6	-5.8	118.1	142.0	30.6	83.2	-2.3					
1992 1	88.9	112.7	-5.8	78.9	-2.0	127.9	149.9	36.3	85.3	-3.4					
1992 2	83.7	103.9	-3.8	80.6	0.6	123.6	136.1	20.9	90.8	4.2					
1992 3	86.4	106.4	17.2	81.2	1.4	150.3	165.5	36.0	90.8	6.8					
1992 4	73.6	88.3	-26.0	83.3	4.1	136.8	142.4	5.6	96.1	9.5					
1992 5	87.3	102.8	-9.9	84.9	8.6	134.0	142.5	-11.6	94.0	4.8					
1992 6	81.9	95.7	2.5	85.6	9.5	86.2	93.6	-33.1	92.1	5.9					
1992 7	85.2	100.5	-9.7	84.8	5.9	149.7	169.4	40.8	88.4	-3.5					
1992 8	61.6	73.7	-16.0	83.6	6.9	109.0	121.5	6.8	89.7	4.8					
1992 9	78.2	94.8	-5.2	82.5	3.8	113.6	128.7	18.7	88.3	0.5					
1992 10	67.5	85.6	-18.6	78.8	1.0	121.3	140.7	-6.8	86.2	-0.1					
1992 11	56.6	72.6	-24.2	77.9	0.4	120.0	139.0	-9.3	86.3	0.9					
1992 12	63.9	86.1	-12.9	74.2	-4.4	104.0	124.7	-12.2	83.4	0.2					
1993 1	60.7	89.6	-20.5	67.7	-14.2	69.4	85.6	-42.9	81.1	-4.9					
1993 2	50.9	77.3	-25.6	65.8	-18.4	103.8	131.0	-3.7	79.2	-12.8					
1993 3	63.2	100.4	-5.6	62.9	-22.5	101.3	126.0	-23.9	80.4	-11.5					
1993 4	60.1	93.9	6.3	64.0	-23.2	103.4	136.9	-3.9	75.5	-21.4					
1993 5	50.3	80.6	-21.6	62.4	-26.5	96.2	130.3	-8.6	73.8	-21.5					
1993 6	60.7	94.3	-1.5	64.4	-24.8	98.5	136.1	45.4	72.4	-21.4					
1993 7	52.3	82.7	-17.7	63.2	-25.5	117.9	156.3	-7.7	75.4	-14.7					
1993 8	43.9	71.9	-2.4	61.0	-27.0	88.0	115.0	-5.3	76.5	-14.7					
1993 9	54.2	88.3	-6.9	61.4	-25.6	86.9	116.7	-9.3	74.5	-15.6					
1993 10	56.6	95.2	11.2	59.5	-24.5	88.0	122.0	-13.3	72.1	-16.4					
1993 11	56.7	94.8	30.6	59.8	-23.2	94.0	128.4	-7.6	73.2	-15.2					
1993 12	50.1	87.6	1.7	57.2	-22.9	112.7	158.1	26.8	71.3	-14.5					

SITC 26: SPINNSTOFFE
(AUSG. GEKAEMMTE WOLLE)
UND IHRE ABFAELLE

SITC 26: TEXTILE FIBRES
(OTHER THAN WOOL
TOPS), WASTES; NOT
MANUFACTURED

CTCI 26: FIBRES TEXTILES
(SF. LAINES EN RUBANS),
DECHETS: NON TRANSF.

	Intra-EU Intra-EU Intra-UE					Extra-EU Extra-EU Extra-UE									
	VAL	VOL	VOL Δ%	UV	UV Δ%	VAL	VOL	VOL Δ%	UV	UV Δ%					
	Jährliche Indizes					Annual Indices					Indices annuels				
1989	116.0	106.8	:	108.6	:	120.7	108.7	:	111.0	:					
1990	100.0	100.0	-6.4	100.0	-7.9	100.0	100.0	-8.0	100.0	-9.9					
1991	93.7	102.1	2.1	91.8	-8.2	91.5	101.7	1.7	90.0	-10.0					
1992	92.7	104.9	2.7	88.4	-3.7	82.6	103.2	1.5	80.0	-11.1					
1993	81.8	99.8	-4.9	82.0	-7.2	66.4	91.0	-11.8	73.0	-8.8					
	Vierteljährliche Indizes					Quarterly Indices					Indices trimestriels				
1989 1	128.0	118.2	:	108.3	:	137.2	123.5	:	111.1	:					
1989 2	126.8	115.9	:	109.4	:	135.7	120.3	:	112.8	:					
1989 3	95.0	87.2	:	109.0	:	102.2	92.7	:	110.3	:					
1989 4	114.3	106.2	:	107.6	:	107.7	98.6	:	109.2	:					
1990 1	118.7	112.9	-4.5	105.1	-3.0	122.9	116.1	-6.0	105.9	-4.7					
1990 2	104.8	102.9	-11.2	101.8	-6.9	124.1	120.6	0.2	102.9	-8.8					
1990 3	76.0	77.5	-11.1	98.0	-10.1	74.5	76.6	-17.4	97.2	-11.9					
1990 4	101.7	107.8	1.5	94.3	-12.4	80.4	88.5	-10.2	90.8	-16.8					
1991 1	102.5	109.6	-2.9	93.5	-11.0	98.4	111.6	-3.9	88.2	-16.7					
1991 2	98.1	105.9	2.9	92.6	-9.0	103.2	112.8	-6.5	91.5	-11.1					
1991 3	76.9	84.0	8.4	91.6	-6.5	81.2	87.5	14.2	92.8	-4.5					
1991 4	96.7	108.0	0.2	89.5	-5.1	82.8	94.3	6.6	87.8	-3.3					
1992 1	107.8	120.4	9.9	89.5	-4.3	100.0	120.2	7.7	83.2	-5.7					
1992 2	97.5	108.6	2.5	89.8	-3.0	95.2	114.1	1.2	83.4	-8.9					
1992 3	75.3	84.8	1.0	88.8	-3.1	63.5	81.7	-6.6	77.7	-16.3					
1992 4	90.9	106.3	-1.6	85.5	-4.5	72.2	97.5	3.4	74.0	-15.7					
1993 1	85.0	100.3	-16.7	84.7	-5.4	70.4	94.8	-21.1	74.3	-10.7					
1993 2	82.3	100.8	-7.2	81.6	-9.1	66.1	90.9	-20.3	72.7	-12.8					
1993 3	66.7	82.3	-2.9	81.1	-8.7	55.5	75.9	-7.1	73.1	-5.9					
1993 4	90.7	112.5	5.8	80.6	-5.7	73.7	102.3	4.9	72.0	-2.7					
	Monatliche Indizes					Monthly Indices					Indices mensuels				
1989 1	125.5	116.6	:	107.6	:	142.1	131.6	:	108.0	:					
1989 2	123.5	113.2	:	109.1	:	129.9	116.6	:	111.4	:					
1989 3	135.2	124.8	:	108.3	:	139.7	122.3	:	114.2	:					
1989 4	127.9	117.1	:	109.2	:	131.5	118.0	:	111.4	:					
1989 5	124.4	113.4	:	109.7	:	137.1	120.9	:	113.4	:					
1989 6	128.1	117.2	:	109.3	:	138.2	121.9	:	113.4	:					
1989 7	101.3	92.9	:	109.0	:	112.8	101.9	:	110.7	:					
1989 8	65.9	60.0	:	109.8	:	84.9	78.5	:	108.2	:					
1989 9	118.2	108.9	:	108.5	:	109.0	97.7	:	111.6	:					
1989 10	127.3	118.6	:	107.3	:	109.2	99.4	:	109.9	:					
1989 11	120.3	111.3	:	108.1	:	108.5	98.8	:	109.8	:					
1989 12	95.4	88.7	:	107.6	:	105.2	97.5	:	107.9	:					

SITC 26: SPINNSTOFFE
(AUSG. GEKAEMMTE WOLLE)
UND IHRE ABFAELLE

SITC 26: TEXTILE FIBRES
(OTHER THAN WOOL
TOPS), WASTES; NOT
MANUFACTURED

CTCI 26: FIBRES TEXTILES
(SF. LAINES EN RUBANS),
DECHETS: NON TRANSF.

	Intra-EU Intra-EU Intra-UE					Extra-EU Extra-EU Extra-UE									
	VAL	VOL	VOL Δ%	UV	UV Δ%	VAL	VOL	VOL Δ%	UV	UV Δ%					
	Jährliche Indizes					Annual Indices					Indices annuels				
1989	119.4	110.9	:	107.7	:	119.7	108.0	:	110.8	:					
1990	100.0	100.0	-9.8	100.0	-7.1	100.0	100.0	-7.4	100.0	-9.7					
1991	89.7	100.6	0.6	89.2	-10.8	93.0	100.6	0.6	92.4	-7.6					
1992	89.9	104.6	4.0	85.9	-3.7	92.6	105.0	4.4	88.2	-4.5					
1993	82.1	103.5	-1.1	79.3	-7.7	99.6	115.8	10.3	86.0	-2.5					
	Vierteljährliche Indizes					Quarterly Indices					Indices trimestriels				
1989 1	130.1	120.8	:	107.7	:	119.8	109.8	:	109.1	:					
1989 2	131.7	121.7	:	108.2	:	124.5	111.0	:	112.2	:					
1989 3	97.2	90.5	:	107.4	:	120.9	107.7	:	112.3	:					
1989 4	118.2	110.1	:	107.4	:	116.0	105.9	:	109.5	:					
1990 1	118.1	111.6	-7.6	105.8	-1.8	102.0	95.5	-13.0	106.8	-2.1					
1990 2	104.4	102.9	-15.4	101.5	-6.2	99.2	97.7	-12.0	101.5	-9.5					
1990 3	78.3	79.5	-12.2	98.5	-8.3	93.4	94.5	-12.3	98.8	-12.0					
1990 4	99.2	106.0	-3.7	93.6	-12.8	104.0	110.8	4.6	93.9	-14.2					
1991 1	106.9	116.3	4.2	91.9	-13.1	102.8	107.8	12.9	95.4	-10.7					
1991 2	105.6	118.6	15.3	89.0	-12.3	111.2	117.8	20.6	94.4	-7.0					
1991 3	81.1	90.9	14.3	89.2	-9.4	107.5	115.8	22.5	92.8	-6.1					
1991 4	102.4	118.0	11.3	86.8	-7.3	128.8	146.2	31.9	88.1	-6.2					
1992 1	105.0	121.1	4.1	86.7	-5.7	97.1	109.4	1.5	88.8	-6.9					
1992 2	96.5	111.6	-5.9	86.5	-2.8	90.5	100.8	-14.4	89.8	-4.9					
1992 3	72.5	84.1	-7.5	86.2	-3.4	86.5	98.6	-14.9	87.7	-5.5					
1992 4	90.6	107.6	-8.8	84.2	-3.0	98.6	113.7	-22.2	86.7	-1.6					
1993 1	82.6	100.9	-16.7	81.9	-5.5	87.8	102.5	-6.3	85.7	-3.5					
1993 2	75.1	94.5	-15.3	79.5	-8.1	88.9	104.2	3.4	85.3	-5.0					
1993 3	57.0	73.8	-12.2	77.2	-10.4	83.1	96.4	-2.2	86.2	-1.7					
1993 4	85.9	109.7	2.0	78.3	-7.0	100.4	115.7	1.8	86.8	0.1					
	Monatliche Indizes					Monthly Indices					Indices mensuels				
1989 1	128.0	120.1	:	106.6	:	115.1	105.3	:	109.3	:					
1989 2	128.5	118.5	:	108.4	:	117.3	108.3	:	108.3	:					
1989 3	133.9	123.9	:	108.1	:	126.9	115.7	:	109.7	:					
1989 4	129.8	120.1	:	108.1	:	115.9	103.2	:	112.3	:					
1989 5	130.2	120.0	:	108.5	:	117.6	105.7	:	111.3	:					
1989 6	135.0	125.0	:	108.0	:	140.1	124.2	:	112.8	:					
1989 7	100.9	94.0	:	107.3	:	119.5	107.1	:	111.6	:					
1989 8	68.7	62.9	:	109.2	:	117.3	104.7	:	112.0	:					
1989 9	122.0	114.6	:	106.5	:	125.9	111.2	:	113.2	:					
1989 10	130.0	120.4	:	108.0	:	141.3	127.8	:	110.6	:					
1989 11	127.2	117.7	:	108.1	:	100.3	91.3	:	109.9	:					
1989 12	97.7	92.3	:	105.9	:	106.1	98.5	:	107.7	:					

SITC 26: SPINNSTOFFE
(AUSG. GEKAEMMTE WOLLE)
UND IHRE ABFAELLE

SITC 26: TEXTILE FIBRES
(OTHER THAN WOOL
TOPS), WASTES; NOT
MANUFACTURED

CTCI 26: FIBRES TEXTILES
(SF. LAINES EN RUBANS),
DECHETS: NON TRANSF.

	Intra-EU Intra-EU Intra-UE					Extra-EU Extra-EU Extra-UE									
	VAL	VOL	VOL Δ%	UV	UV Δ%	VAL	VOL	VOL Δ%	UV	UV Δ%					
	Monatliche Indizes					Monthly Indices					Indices mensuels				
1990 1	122.0	114.8	-1.5	106.3	-1.2	134.3	125.2	-4.9	107.3	-0.6					
1990 2	108.7	103.5	-8.6	105.0	-3.8	110.4	104.9	-10.0	105.2	-5.6					
1990 3	125.2	120.3	-3.6	104.1	-3.9	124.1	118.2	-3.4	105.0	-8.1					
1990 4	106.6	102.5	-12.5	104.0	-4.8	117.4	112.8	-4.4	104.1	-6.6					
1990 5	109.0	107.5	-5.2	101.4	-7.6	136.4	132.7	9.8	102.8	-9.3					
1990 6	98.7	98.6	-15.9	100.1	-8.4	118.5	116.5	-4.4	101.7	-10.3					
1990 7	79.4	80.3	-13.6	98.9	-9.3	89.2	89.2	-12.5	100.0	-9.7					
1990 8	52.4	52.7	-12.2	99.4	-9.5	58.1	60.0	-23.6	96.9	-10.4					
1990 9	95.9	99.3	-8.8	96.6	-11.0	76.3	80.8	-17.3	94.4	-15.4					
1990 10	112.8	118.1	-0.4	95.5	-11.0	83.4	90.2	-9.3	92.5	-15.8					
1990 11	111.1	118.7	6.6	93.6	-13.4	84.6	94.4	-4.5	89.6	-18.4					
1990 12	81.1	86.6	-2.4	93.7	-12.9	72.8	80.7	-17.2	90.2	-16.4					
1991 1	111.6	118.3	3.0	94.3	-11.3	111.2	123.4	-1.4	90.1	-16.0					
1991 2	98.4	105.4	1.8	93.4	-11.0	93.7	108.0	3.0	86.8	-17.5					
1991 3	97.6	105.1	-12.6	92.9	-10.8	90.2	103.3	-12.6	87.3	-16.9					
1991 4	100.3	108.1	5.5	92.8	-10.8	108.0	118.9	5.4	90.8	-12.8					
1991 5	99.2	107.7	0.2	92.1	-9.2	103.8	113.0	-14.8	91.9	-10.6					
1991 6	94.8	101.9	3.3	93.0	-7.1	98.1	106.6	-8.5	92.0	-9.5					
1991 7	83.2	90.4	12.6	92.0	-7.0	101.7	108.0	21.1	94.2	-5.8					
1991 8	51.1	55.2	4.7	92.6	-6.8	65.0	71.0	18.3	91.5	-5.6					
1991 9	96.4	106.4	7.2	90.6	-6.2	76.7	83.4	3.2	92.0	-2.5					
1991 10	107.5	119.8	1.4	89.7	-6.1	87.7	97.1	7.6	90.3	-2.4					
1991 11	100.9	112.6	-5.1	89.6	-4.3	83.3	93.9	-0.5	88.7	-1.0					
1991 12	81.4	91.5	5.7	89.0	-5.0	77.5	91.9	13.9	84.3	-6.5					
1992 1	107.8	120.3	1.7	89.6	-5.0	98.9	118.5	-4.0	83.5	-7.3					
1992 2	105.2	117.8	11.8	89.3	-4.4	97.3	118.9	10.1	81.8	-5.8					
1992 3	110.1	123.1	17.1	89.4	-3.8	103.7	123.2	19.3	84.2	-3.6					
1992 4	103.2	115.0	6.4	89.7	-3.3	99.1	118.0	-0.8	84.0	-7.5					
1992 5	94.8	105.5	-2.0	89.9	-2.4	93.9	110.9	-1.9	84.7	-7.8					
1992 6	94.5	105.5	3.5	89.6	-3.7	92.4	113.4	6.4	81.5	-11.4					
1992 7	83.6	93.5	3.4	89.4	-2.8	77.7	96.8	-10.4	80.3	-14.8					
1992 8	45.0	49.6	-10.1	90.8	-1.9	42.4	53.8	-24.2	78.8	-13.9					
1992 9	97.4	111.4	4.7	87.4	-3.5	70.4	94.6	13.4	74.4	-19.1					
1992 10	98.7	114.4	-4.5	86.3	-3.8	74.3	101.0	4.0	73.6	-18.5					
1992 11	95.7	111.8	-0.7	85.6	-4.5	73.0	97.6	3.9	74.8	-15.7					
1992 12	78.1	92.6	1.2	84.3	-5.3	69.0	94.0	2.3	73.4	-12.9					
1993 1	77.6	89.7	-25.4	86.5	-3.5	71.2	95.7	-19.2	74.4	-10.9					
1993 2	83.4	98.0	-16.8	85.1	-4.7	62.8	84.2	-29.2	74.6	-8.8					
1993 3	93.7	113.2	-8.0	82.8	-7.4	77.3	104.5	-15.2	74.0	-12.1					
1993 4	81.0	97.8	-15.0	82.8	-7.7	70.1	95.0	-19.5	73.8	-12.1					
1993 5	81.7	99.7	-5.5	81.9	-8.9	61.8	85.2	-23.2	72.5	-14.4					
1993 6	83.9	104.8	-0.7	80.1	-10.6	66.4	92.4	-18.5	71.9	-11.8					
1993 7	65.1	79.9	-14.5	81.5	-8.8	60.0	83.4	-13.8	72.0	-10.3					
1993 8	46.8	56.9	14.7	82.2	-9.5	39.3	53.3	-0.9	73.8	-6.3					
1993 9	88.2	109.9	-1.3	80.3	-8.1	67.1	91.1	-3.7	73.7	-0.9					
1993 10	88.7	111.9	-2.2	79.3	-8.1	68.2	95.4	-5.5	71.5	-2.9					
1993 11	92.1	113.1	1.2	81.4	-4.9	74.9	104.6	7.2	71.6	-4.3					
1993 12	91.0	112.5	21.5	80.9	-4.0	77.9	106.8	13.6	72.9	-0.7					

EU Ausfuhr
SITC 26: SPINNSTOFFE
(AUSG. GEKAEMMTE WOLLE)
UND IHRE ABFAELLE

EU Exports
SITC 26: TEXTILE FIBRES
(OTHER THAN WOOL
TOPS), WASTES; NOT
MANUFACTURED

Exportations UE
CTCI 26: FIBRES TEXTILES
(SF. LAINES EN RUBANS),
DECHETS: NON TRANSF.

	Intra-EU Intra-EU Intra-UE					Extra-EU Extra-EU Extra-UE									
	VAL	VOL	VOL Δ%	UV	UV Δ%	VAL	VOL	VOL Δ%	UV	UV Δ%					
	Monatliche Indizes					Monthly Indices					Indices mensuels				
1990 1	122.3	114.7	-4.5	106.6	0.0	111.8	103.5	-1.7	108.0	-1.2					
1990 2	111.0	104.4	-11.9	106.3	-1.9	90.1	85.5	-21.1	105.4	-2.7					
1990 3	121.0	115.8	-6.5	104.5	-3.3	103.8	97.4	-15.8	106.6	-2.8					
1990 4	107.7	104.7	-12.8	102.9	-4.8	92.4	90.5	-12.3	102.1	-9.1					
1990 5	106.1	104.3	-13.1	101.7	-6.3	98.0	96.6	-8.6	101.4	-8.9					
1990 6	99.5	99.9	-20.1	99.6	-7.8	107.4	106.2	-14.5	101.1	-10.4					
1990 7	82.2	81.7	-13.1	100.6	-6.2	102.8	99.9	-6.7	102.9	-7.8					
1990 8	55.8	56.5	-10.2	98.8	-9.5	96.8	99.5	-5.0	97.3	-13.1					
1990 9	96.9	100.2	-12.6	96.7	-9.2	80.7	84.1	-24.4	95.9	-15.3					
1990 10	113.1	118.3	-1.7	95.6	-11.5	110.1	116.4	-8.9	94.6	-14.5					
1990 11	107.5	115.7	-1.7	92.9	-14.1	108.1	114.3	25.2	94.6	-13.9					
1990 12	77.1	84.0	-9.0	91.8	-13.3	93.9	101.8	3.4	92.2	-14.4					
1991 1	112.8	124.0	8.1	91.0	-14.6	111.8	117.8	13.8	94.9	-12.1					
1991 2	104.4	111.9	7.2	93.3	-12.2	91.0	95.5	11.7	95.3	-9.6					
1991 3	103.4	113.1	-2.3	91.4	-12.5	106.0	110.2	13.1	96.2	-9.8					
1991 4	106.7	119.6	14.2	89.2	-13.3	113.1	121.1	33.8	93.4	-8.5					
1991 5	107.5	119.8	14.9	89.7	-11.8	111.2	117.9	22.0	94.3	-7.0					
1991 6	102.8	116.5	16.6	88.2	-11.4	109.3	114.5	7.8	95.5	-5.5					
1991 7	88.4	100.0	22.4	88.4	-12.1	119.3	128.7	28.8	92.7	-9.9					
1991 8	55.8	61.5	8.8	90.8	-8.1	107.3	113.2	13.8	94.8	-2.6					
1991 9	98.8	111.1	10.9	88.9	-8.1	95.8	105.4	25.3	90.9	-5.2					
1991 10	113.1	130.8	10.6	86.5	-9.5	150.0	169.5	45.6	88.5	-6.4					
1991 11	105.9	121.9	5.4	86.9	-6.5	120.5	136.6	19.5	88.2	-6.8					
1991 12	88.2	101.3	20.6	87.1	-5.1	116.4	132.7	30.4	87.7	-4.9					
1992 1	107.3	123.1	-0.7	87.2	-4.2	91.0	103.4	-12.2	88.0	-7.3					
1992 2	99.9	113.6	1.5	87.9	-5.8	90.3	100.6	5.3	89.8	-5.8					
1992 3	107.9	126.7	12.0	85.2	-6.8	110.5	124.4	12.9	88.8	-7.7					
1992 4	101.3	118.5	-0.9	85.5	-4.1	94.1	104.7	-13.5	89.9	-3.7					
1992 5	93.6	107.3	-10.4	87.2	-2.8	86.9	96.0	-18.6	90.5	-4.0					
1992 6	94.7	109.1	-6.4	86.8	-1.6	90.5	101.6	-11.3	89.1	-6.7					
1992 7	77.8	89.4	-10.6	87.0	-1.6	97.9	110.1	-14.5	88.9	-4.1					
1992 8	45.0	52.2	-15.1	86.2	-5.1	75.0	86.3	-23.8	86.9	-8.3					
1992 9	94.8	110.6	-0.5	85.7	-3.6	86.8	99.5	-5.6	87.2	-4.1					
1992 10	103.7	121.7	-7.0	85.2	-1.5	104.0	116.8	-31.1	89.0	0.6					
1992 11	90.6	107.8	-11.6	84.0	-3.3	90.8	105.8	-22.5	85.8	-2.7					
1992 12	77.7	93.3	-7.9	83.3	-4.4	101.0	118.5	-10.7	85.2	-2.9					
1993 1	80.8	97.5	-20.8	82.9	-4.9	73.8	86.2	-16.6	85.6	-2.7					
1993 2	79.3	97.2	-14.4	81.6	-7.2	90.3	105.2	4.6	85.8	-4.5					
1993 3	87.9	108.1	-14.7	81.3	-4.6	99.6	116.1	-6.7	85.8	-3.4					
1993 4	73.7	92.3	-22.1	79.8	-6.7	91.3	105.9	1.1	86.2	-4.1					
1993 5	73.5	91.7	-14.5	80.1	-8.1	84.4	99.9	4.1	84.5	-6.6					
1993 6	78.2	99.6	-8.7	78.5	-9.6	91.1	107.0	5.3	85.1	-4.5					
1993 7	54.1	69.0	-22.8	78.4	-9.9	87.2	101.5	-7.8	85.9	-3.4					
1993 8	43.1	55.0	5.4	78.4	-9.0	71.3	82.9	-3.9	86.0	-1.0					
1993 9	73.7	97.5	-11.8	75.6	-11.8	90.9	104.9	5.4	86.7	-0.6					
1993 10	81.6	105.9	-13.0	77.1	-9.5	92.9	105.9	-9.3	87.7	-1.5					
1993 11	82.8	104.4	-3.2	79.3	-5.6	96.1	113.0	6.8	85.0	-0.9					
1993 12	93.2	118.7	27.2	78.5	-5.8	112.3	128.2	8.2	87.6	2.8					

SITC 27: DUENGEMITTEL,
ROH; MINERAL. ROHSTOFFE
(AUSG. KOHLE, OEL,
EDELSTEINE)

SITC 27: CRUDE
FERTILIZERS + MINERALS
(EXCL. COAL, PETROL,
PRECIOUS STONES)

CTCI 27: ENGRAIS,
MINERAUX, BRUTS (EXCL.
CHARBON, PETROLE,
PIERRES PREC.)

	Intra-EU Intra-EU Intra-UE					Extra-EU Extra-EU Extra-UE									
	VAL	VOL	VOL Δ%	UV	UV Δ%	VAL	VOL	VOL Δ%	UV	UV Δ%					
	Jährliche Indizes					Annual Indices					Indices annuels				
1989	96.7	99.7	:	97.0	:	113.3	108.0	:	104.9	:					
1990	100.0	100.0	0.3	100.0	3.1	100.0	100.0	-7.4	100.0	-4.7					
1991	102.2	97.6	-2.4	104.7	4.7	100.4	97.0	-3.0	103.5	3.5					
1992	102.7	95.4	-2.3	107.7	2.9	94.2	90.9	-6.3	103.6	0.1					
1993	88.7	79.9	-16.2	111.0	3.1	106.4	98.4	8.3	108.1	4.3					
	Vierteljährliche Indizes					Quarterly Indices					Indices trimestriels				
1989 1	91.4	94.2	:	97.0	:	102.4	100.8	:	101.6	:					
1989 2	103.3	106.2	:	97.3	:	119.6	113.0	:	105.8	:					
1989 3	91.3	93.7	:	97.4	:	114.4	107.4	:	106.5	:					
1989 4	99.8	103.4	:	96.5	:	119.1	113.1	:	105.3	:					
1990 1	98.7	99.4	5.5	99.3	2.4	101.9	99.3	-1.5	102.6	1.0					
1990 2	108.7	108.1	1.8	100.6	3.4	109.3	106.8	-5.5	102.3	-3.3					
1990 3	92.6	92.5	-1.3	100.1	2.8	93.5	94.3	-12.2	99.1	-6.9					
1990 4	101.5	101.5	-1.8	100.0	3.6	94.2	98.4	-13.0	95.7	-9.1					
1991 1	94.1	90.6	-8.9	103.9	4.6	91.3	92.1	-7.3	99.1	-3.4					
1991 2	109.6	104.4	-3.4	105.0	4.4	105.2	100.3	-6.1	104.9	2.5					
1991 3	98.3	93.0	0.5	105.7	5.6	103.8	98.2	4.1	105.7	6.7					
1991 4	105.9	101.6	0.1	104.2	4.2	101.9	98.1	-0.3	103.9	8.6					
1992 1	104.1	95.7	5.6	108.8	4.7	94.5	90.2	-2.1	104.8	5.8					
1992 2	109.2	101.7	-2.6	107.4	2.3	107.2	101.6	1.3	105.5	0.6					
1992 3	97.1	90.6	-2.6	107.2	1.4	84.0	83.3	-15.2	100.9	-4.5					
1992 4	102.0	94.9	-6.6	107.5	3.2	91.7	89.3	-9.0	102.7	-1.2					
1993 1	79.4	70.1	-26.8	113.2	4.0	113.2	105.4	16.9	107.4	2.5					
1993 2	94.6	84.2	-17.2	112.4	4.7	116.1	107.4	5.7	108.1	2.5					
1993 3	82.2	74.5	-17.8	110.4	3.0	89.4	81.7	-1.9	109.4	8.4					
1993 4	91.1	84.2	-11.3	108.2	0.7	103.4	96.0	7.5	107.7	4.9					
	Monatliche Indizes					Monthly Indices					Indices mensuels				
1989 1	87.3	90.0	:	97.0	:	101.1	102.6	:	98.5	:					
1989 2	88.2	91.8	:	96.1	:	98.3	96.0	:	102.4	:					
1989 3	98.5	100.8	:	97.7	:	107.8	103.6	:	104.1	:					
1989 4	97.3	99.4	:	97.9	:	113.5	108.8	:	104.3	:					
1989 5	101.5	104.5	:	97.1	:	123.5	115.9	:	106.6	:					
1989 6	111.4	114.8	:	97.0	:	122.0	114.4	:	106.6	:					
1989 7	94.2	95.3	:	98.8	:	112.8	105.6	:	106.8	:					
1989 8	82.3	85.3	:	96.5	:	117.3	110.6	:	106.1	:					
1989 9	97.3	100.5	:	96.8	:	113.3	106.2	:	106.7	:					
1989 10	107.7	111.3	:	96.8	:	121.0	113.4	:	106.7	:					
1989 11	104.8	108.6	:	96.5	:	123.7	116.3	:	106.4	:					
1989 12	86.9	90.4	:	96.1	:	112.9	109.7	:	102.9	:					

SITC 27: DUENGEMITTEL,
ROH; MINERAL. ROHSTOFFE
(AUSG. KOHLE, OEL,
EDELSTEINE)

SITC 27: CRUDE
FERTILIZERS + MINERALS
(EXCL. COAL, PETROL,
PRECIOUS STONES)

CTCI 27: ENGRAIS,
MINERAUX, BRUTS (EXCL.
CHARBON, PETROLE,
PIERRES PREC.)

	Intra-EU Intra-EU Intra-UE					Extra-EU Extra-EU Extra-UE									
	VAL	VOL	VOL Δ%	UV	UV Δ%	VAL	VOL	VOL Δ%	UV	UV Δ%					
	Jährliche Indizes					Annual Indices					Indices annuels				
1989	98.7	99.7	:	99.0	:	117.3	114.0	:	102.9	:					
1990	100.0	100.0	0.3	100.0	1.0	100.0	100.0	-12.3	100.0	-2.8					
1991	100.9	96.3	-3.7	104.8	4.8	101.9	96.9	-3.1	105.2	5.2					
1992	102.8	95.2	-1.1	108.0	3.1	102.7	97.3	0.4	105.5	0.3					
1993	95.9	83.3	-12.5	115.1	6.6	113.2	110.5	13.6	102.4	-2.9					
	Vierteljährliche Indizes					Quarterly Indices					Indices trimestriels				
1989 1	93.2	94.3	:	98.8	:	95.2	92.9	:	102.5	:					
1989 2	106.4	106.7	:	99.7	:	119.3	115.7	:	103.1	:					
1989 3	94.5	96.0	:	98.4	:	109.6	105.6	:	103.8	:					
1989 4	99.9	101.0	:	98.9	:	113.6	111.0	:	102.3	:					
1990 1	97.4	98.5	4.5	98.9	0.1	103.8	103.2	11.1	100.6	-1.9					
1990 2	108.7	109.4	2.5	99.4	-0.3	111.8	113.2	-2.2	98.8	-4.2					
1990 3	91.9	91.1	-5.1	100.9	2.5	105.2	105.2	-0.4	100.0	-3.7					
1990 4	101.1	100.2	-0.8	100.9	2.0	111.4	110.6	-0.4	100.7	-1.6					
1991 1	94.5	89.2	-9.4	105.9	7.1	93.1	91.4	-11.4	101.9	1.3					
1991 2	111.0	106.3	-2.8	104.4	5.0	110.1	105.0	-7.2	104.9	6.2					
1991 3	97.0	92.5	1.5	104.9	4.0	100.6	95.2	-9.5	105.7	5.7					
1991 4	102.2	98.1	-2.1	104.2	3.3	105.5	97.5	-11.8	108.2	7.4					
1992 1	105.4	96.1	7.7	109.7	3.6	105.0	98.5	7.8	106.6	4.6					
1992 2	108.2	99.8	-6.1	108.4	3.8	107.3	100.7	-4.1	106.6	1.6					
1992 3	99.2	93.3	0.9	106.3	1.3	102.5	96.1	0.9	106.7	0.9					
1992 4	104.6	97.3	-0.8	107.5	3.2	105.8	103.4	6.1	102.3	-5.5					
1993 1	92.8	79.0	-17.8	117.5	7.1	99.8	97.2	-1.3	102.7	-3.7					
1993 2	99.8	86.6	-13.2	115.3	6.4	106.8	103.1	2.4	103.6	-2.8					
1993 3	89.2	77.9	-16.5	114.5	7.7	112.0	108.3	12.7	103.4	-3.1					
1993 4	94.3	83.2	-14.5	113.3	5.4	128.9	128.5	24.3	100.3	-2.0					
	Monatliche Indizes					Monthly Indices					Indices mensuels				
1989 1	89.4	90.9	:	98.3	:	90.4	92.2	:	98.0	:					
1989 2	91.5	93.2	:	98.2	:	87.3	82.6	:	105.7	:					
1989 3	98.5	98.8	:	99.7	:	108.1	103.8	:	104.1	:					
1989 4	99.9	101.1	:	98.8	:	113.8	111.1	:	102.4	:					
1989 5	102.5	101.9	:	100.6	:	117.2	115.8	:	101.2	:					
1989 6	116.8	117.2	:	99.7	:	127.2	120.2	:	105.8	:					
1989 7	97.0	98.3	:	98.7	:	105.5	99.5	:	106.0	:					
1989 8	83.5	84.4	:	98.9	:	104.5	103.8	:	100.7	:					
1989 9	102.8	105.2	:	97.7	:	118.8	113.5	:	104.7	:					
1989 10	109.4	111.5	:	98.1	:	120.9	119.6	:	101.1	:					
1989 11	102.8	103.0	:	99.8	:	111.1	105.6	:	105.2	:					
1989 12	87.5	88.5	:	98.9	:	108.7	107.8	:	100.8	:					

SITC 27: DUENGMITTEL,
ROH; MINERAL. ROHSTOFFE
(AUSG. KOHLE, OEL,
EDELSTEINE)

SITC 27: CRUDE
FERTILIZERS + MINERALS
(EXCL. COAL, PETROL,
PRECIOUS STONES)

CTCI 27: ENGRAIS,
MINERAUX, BRUTS (EXCL.
CHARBON, PETROLE,
PIERRES PREC.)

	Intra-EU Intra-EU Intra-UE					Extra-EU Extra-EU Extra-UE									
	VAL	VOL	VOL Δ%	UV	UV Δ%	VAL	VOL	VOL Δ%	UV	UV Δ%					
	Monatliche Indizes					Monthly Indices					Indices mensuels				
1990 1	95.7	96.5	7.2	99.2	2.3	111.1	108.4	5.7	102.5	4.1					
1990 2	90.1	90.1	-1.9	100.0	4.1	91.3	87.6	-8.8	104.2	1.8					
1990 3	110.3	111.5	10.6	98.9	1.2	103.3	101.9	-1.6	101.4	-2.6					
1990 4	104.8	103.4	4.0	101.4	3.6	99.0	95.7	-12.0	103.5	-0.8					
1990 5	113.8	114.5	9.6	99.4	2.4	113.9	112.3	-3.1	101.4	-4.9					
1990 6	107.5	106.4	-7.3	101.0	4.1	115.1	112.6	-1.6	102.2	-4.1					
1990 7	101.6	103.5	8.6	98.2	-0.6	104.3	104.3	-1.2	100.0	-6.4					
1990 8	78.2	78.9	-7.5	99.1	2.7	89.1	91.8	-17.0	97.1	-8.5					
1990 9	98.2	95.2	-5.3	103.1	6.5	86.9	87.0	-18.1	99.9	-6.4					
1990 10	107.2	105.6	-5.1	101.5	4.9	100.2	103.5	-8.7	96.8	-9.3					
1990 11	105.7	105.9	-2.5	99.8	3.4	94.8	99.3	-14.6	95.5	-10.2					
1990 12	91.5	93.0	2.9	98.4	2.4	87.5	92.4	-15.8	94.7	-8.0					
1991 1	96.9	92.9	-3.7	104.3	5.1	101.5	103.0	-5.0	98.5	-3.9					
1991 2	85.9	83.4	-7.4	103.0	3.0	86.7	87.1	-0.6	99.5	-4.5					
1991 3	99.6	95.6	-14.3	104.2	5.4	85.9	86.3	-15.3	99.5	-1.9					
1991 4	109.2	104.2	0.8	104.8	3.4	103.1	98.9	3.3	104.2	0.7					
1991 5	110.4	105.0	-8.3	105.1	5.7	112.3	106.5	-5.2	105.4	3.9					
1991 6	109.3	104.0	-2.3	105.1	4.1	100.5	95.6	-15.1	105.1	2.8					
1991 7	112.9	106.1	2.5	106.4	8.4	117.4	110.4	5.8	106.3	6.3					
1991 8	81.8	77.2	-2.2	105.9	6.9	91.5	87.0	-5.2	105.2	8.3					
1991 9	100.4	95.7	0.5	104.9	1.7	102.7	97.3	11.8	105.5	5.6					
1991 10	120.4	113.3	7.3	106.3	4.7	117.5	111.4	7.6	105.5	9.0					
1991 11	106.1	104.1	-1.7	101.9	2.1	97.9	94.1	-5.2	104.0	8.9					
1991 12	91.2	87.5	-5.9	104.2	5.9	90.3	88.7	-4.0	101.8	7.5					
1992 1	98.3	90.4	-2.7	108.7	4.2	99.8	94.9	-7.9	105.2	6.8					
1992 2	99.4	91.3	9.5	108.9	5.7	83.5	80.1	-8.0	104.2	4.7					
1992 3	114.6	105.3	10.1	108.8	4.4	100.1	95.5	10.7	104.8	5.3					
1992 4	112.3	104.5	0.3	107.5	2.6	112.3	105.7	6.9	106.2	1.9					
1992 5	107.3	100.6	-4.2	106.7	1.5	97.1	92.3	-13.3	105.2	-0.2					
1992 6	107.8	99.8	-4.0	108.0	2.8	112.1	106.9	11.8	104.9	-0.2					
1992 7	111.6	102.8	-3.1	108.6	2.1	89.2	87.0	-21.2	102.5	-3.6					
1992 8	73.6	70.0	-9.3	105.2	-0.7	76.1	75.3	-13.4	101.1	-3.9					
1992 9	105.9	98.9	3.3	107.1	2.1	86.6	87.4	-10.2	99.1	-6.1					
1992 10	108.5	101.3	-10.6	107.1	0.8	90.9	90.8	-18.5	100.1	-5.1					
1992 11	99.9	92.3	-11.3	108.2	6.2	91.1	86.8	-7.8	105.0	1.0					
1992 12	97.8	91.2	4.2	107.2	2.9	92.8	90.1	1.6	103.0	1.2					
1993 1	65.3	56.9	-37.1	114.8	5.6	71.8	66.9	-29.5	107.3	2.0					
1993 2	82.1	73.8	-19.2	111.3	2.2	145.7	136.3	70.2	106.9	2.6					
1993 3	90.7	79.7	-24.3	113.8	4.6	122.0	112.9	18.2	108.1	3.1					
1993 4	95.3	85.7	-18.0	111.2	3.4	110.6	99.7	-5.7	110.9	4.4					
1993 5	91.3	80.9	-19.6	112.9	5.8	100.3	93.5	1.3	107.3	2.0					
1993 6	97.1	85.8	-14.0	113.2	4.8	137.5	129.2	20.9	106.4	1.4					
1993 7	89.1	80.1	-22.1	111.2	2.4	94.3	86.8	-0.2	108.6	6.0					
1993 8	67.6	62.2	-11.1	108.7	3.3	77.4	70.9	-5.8	109.1	7.9					
1993 9	90.2	81.3	-17.8	110.9	3.5	96.4	87.4	0.0	110.3	11.3					
1993 10	91.8	84.8	-16.3	108.2	1.0	94.7	88.6	-2.4	106.9	6.8					
1993 11	86.5	79.2	-14.2	109.2	0.9	112.4	105.3	21.3	106.7	1.6					
1993 12	94.9	88.5	-3.0	107.2	0.0	103.2	94.2	4.6	109.6	6.4					

SITC 27: DUENGEMITTEL,
ROH; MINERAL. ROHSTOFFE
(AUSG. KOHLE, OEL,
EDELSTEINE)

SITC 27: CRUDE
FERTILIZERS + MINERALS
(EXCL. COAL, PETROL,
PRECIOUS STONES)

CTCI 27: ENGRAIS,
MINERAUX, BRUTS (EXCL.
CHARBON, PETROLE,
PIERRES PREC.)

	Intra-EU Intra-EU Intra-UE					Extra-EU Extra-EU Extra-UE									
	VAL	VOL	VOL Δ%	UV	UV Δ%	VAL	VOL	VOL Δ%	UV	UV Δ%					
	Monatliche Indizes					Monthly Indices					Indices mensuels				
1990 1	95.3	94.4	3.9	101.0	2.7	103.3	104.6	13.4	98.8	0.8					
1990 2	88.2	89.5	-4.0	98.6	0.4	96.6	95.5	15.6	101.1	-4.4					
1990 3	108.8	111.6	13.0	97.5	-2.2	111.6	109.5	5.5	101.9	-2.1					
1990 4	107.5	107.7	6.5	99.8	1.0	109.5	110.6	-0.5	99.0	-3.3					
1990 5	109.6	110.3	8.2	99.4	-1.2	119.3	121.4	4.8	98.3	-2.9					
1990 6	109.3	110.3	-5.9	99.1	-0.6	106.7	107.6	-10.5	99.2	-6.2					
1990 7	103.4	102.8	4.6	100.6	1.9	113.8	114.0	14.6	99.8	-5.8					
1990 8	78.2	77.9	-7.7	100.4	1.5	101.0	100.1	-3.6	100.9	0.2					
1990 9	93.9	92.6	-12.0	101.4	3.8	100.6	101.4	-10.7	99.2	-5.3					
1990 10	110.4	108.0	-3.1	102.2	4.2	117.2	116.0	-3.0	101.0	-0.1					
1990 11	108.1	107.5	4.4	100.6	0.8	112.5	111.4	5.5	101.0	-4.0					
1990 12	84.8	85.2	-3.7	99.5	0.6	104.4	104.4	-3.2	100.0	-0.8					
1991 1	97.7	92.8	-1.7	105.3	4.3	97.7	99.1	-5.3	98.6	-0.2					
1991 2	88.1	83.2	-7.0	105.9	7.4	83.7	83.2	-12.9	100.6	-0.5					
1991 3	97.4	91.5	-18.0	106.5	9.2	98.1	91.9	-16.1	106.7	4.7					
1991 4	111.2	107.3	-0.4	103.6	3.8	115.2	110.6	0.0	104.2	5.3					
1991 5	109.5	103.6	-6.1	105.7	6.3	111.1	102.3	-15.7	108.6	10.5					
1991 6	112.1	107.9	-2.2	103.9	4.8	104.2	102.1	-5.1	102.1	2.9					
1991 7	109.6	103.4	0.6	106.0	5.4	111.8	103.9	-8.9	107.6	7.8					
1991 8	81.5	78.5	0.8	103.8	3.4	94.5	88.8	-11.3	106.4	5.5					
1991 9	100.0	95.6	3.2	104.6	3.2	95.7	93.0	-8.3	102.9	3.7					
1991 10	114.0	109.0	0.9	104.6	2.3	107.6	98.5	-15.1	109.2	8.1					
1991 11	102.0	97.1	-9.7	105.0	4.4	106.5	99.9	-10.3	106.6	5.5					
1991 12	90.7	88.2	3.5	102.8	3.3	102.6	94.1	-9.9	109.0	9.0					
1992 1	101.1	93.8	1.1	107.8	2.4	94.0	87.8	-11.4	107.1	8.6					
1992 2	100.6	91.2	9.6	110.3	4.2	101.1	96.7	16.2	104.6	4.0					
1992 3	114.5	103.3	12.9	110.8	4.0	119.9	110.9	20.7	108.1	1.3					
1992 4	110.3	101.3	-5.6	108.9	5.1	104.8	96.6	-12.7	108.5	4.1					
1992 5	105.1	97.7	-5.7	107.6	1.8	102.2	95.9	-6.3	106.6	-1.8					
1992 6	109.2	100.5	-6.9	108.7	4.6	115.1	109.7	7.4	104.9	2.7					
1992 7	107.8	101.0	-2.3	106.7	0.7	116.6	107.5	3.5	108.5	0.8					
1992 8	77.2	73.5	-6.4	105.1	1.3	86.9	81.2	-8.6	107.0	0.6					
1992 9	112.4	105.3	10.1	106.7	2.0	104.0	99.6	7.1	104.4	1.5					
1992 10	107.1	98.7	-9.4	108.5	3.7	109.2	106.7	8.3	102.3	-6.3					
1992 11	106.2	98.2	1.1	108.1	3.0	104.5	103.0	3.1	101.5	-4.8					
1992 12	100.6	95.0	7.7	105.9	3.0	103.5	100.5	6.8	103.0	-5.5					
1993 1	88.8	75.5	-19.5	117.6	9.1	94.9	92.2	5.0	102.9	-3.9					
1993 2	80.7	69.1	-24.2	116.8	5.9	90.0	86.0	-11.1	104.6	0.0					
1993 3	108.9	92.3	-10.6	118.0	6.5	114.4	113.3	2.2	101.0	-6.6					
1993 4	97.4	84.1	-17.0	115.8	6.3	101.1	97.6	1.0	103.6	-4.5					
1993 5	95.2	82.5	-15.6	115.4	7.2	107.2	101.8	6.2	105.3	-1.2					
1993 6	106.8	93.1	-7.4	114.7	5.5	112.2	109.8	0.1	102.2	-2.6					
1993 7	94.0	81.7	-19.1	115.1	7.9	120.0	114.8	6.8	104.5	-3.7					
1993 8	72.5	64.2	-12.7	113.0	7.5	100.1	99.5	22.5	100.6	-6.0					
1993 9	101.1	87.8	-16.6	115.1	7.9	115.9	110.6	11.0	104.8	0.4					
1993 10	98.7	87.2	-11.7	113.2	4.3	114.1	114.6	7.4	99.6	-2.6					
1993 11	94.7	83.3	-15.2	113.7	5.2	144.7	144.6	40.4	100.1	-1.4					
1993 12	89.4	79.2	-16.6	112.9	6.6	127.9	126.3	25.7	101.3	-1.7					

SITC 28: METALLURGISCHE
ERZE UND
METALLABFAELLESITC 28: METALLIFEROUS
ORES AND METAL SCRAPCTCI 28: MINERAIS
METALLIFERES ET DECHETS
DE METAUX

	Intra-EU Intra-EU Intra-UE					Extra-EU Extra-EU Extra-UE									
	VAL	VOL	VOL Δ%	UV	UV Δ%	VAL	VOL	VOL Δ%	UV	UV Δ%					
	Jährliche Indizes					Annual Indices					Indices annuels				
1989	115.8	98.6	:	117.4	:	118.3	106.6	:	111.0	:					
1990	100.0	100.0	1.4	100.0	-14.8	100.0	100.0	-6.2	100.0	-9.9					
1991	90.4	101.5	1.5	89.1	-10.9	93.7	96.2	-3.8	97.4	-2.6					
1992	83.3	100.5	-1.0	82.9	-7.0	89.4	99.4	3.3	89.9	-7.7					
1993	74.3	88.0	-12.4	84.4	1.8	78.1	89.2	-10.3	87.5	-2.7					
	Vierteljährliche Indizes					Quarterly Indices					Indices trimestriels				
1989 1	118.6	100.9	:	117.5	:	118.5	110.0	:	107.7	:					
1989 2	129.5	106.5	:	121.6	:	130.6	112.9	:	115.7	:					
1989 3	109.1	91.4	:	119.4	:	119.4	105.5	:	113.2	:					
1989 4	110.3	99.3	:	111.1	:	106.7	99.7	:	107.0	:					
1990 1	101.2	99.7	-1.2	101.5	-13.6	102.9	103.0	-6.4	99.9	-7.2					
1990 2	106.9	103.7	-2.6	103.1	-15.2	109.6	106.8	-5.4	102.6	-11.3					
1990 3	91.2	89.9	-1.6	101.5	-15.0	94.0	93.7	-11.2	100.3	-11.4					
1990 4	95.9	101.9	2.6	94.1	-15.3	92.3	95.3	-4.4	96.9	-9.4					
1991 1	87.8	98.3	-1.4	89.3	-12.0	83.7	89.0	-13.6	94.1	-5.8					
1991 2	102.0	111.6	7.6	91.4	-11.3	98.2	98.5	-7.8	99.7	-2.8					
1991 3	85.5	96.3	7.1	88.8	-12.5	102.6	102.2	9.1	100.4	0.1					
1991 4	86.5	100.1	-1.8	86.4	-8.2	95.9	100.9	5.9	95.0	-2.0					
1992 1	89.4	107.1	9.0	83.5	-6.5	90.9	99.6	11.9	91.3	-3.0					
1992 2	87.2	102.8	-7.9	84.8	-7.2	96.8	104.2	5.8	92.9	-6.8					
1992 3	81.0	97.9	1.7	82.7	-6.9	85.0	97.8	-4.3	86.9	-13.4					
1992 4	76.4	95.2	-4.9	80.3	-7.1	85.9	97.4	-3.5	88.2	-7.2					
1993 1	66.3	80.2	-25.1	82.7	-1.0	69.0	78.9	-20.8	87.4	-4.3					
1993 2	75.9	93.1	-9.4	81.5	-3.9	78.8	92.9	-10.8	84.8	-8.7					
1993 3	73.9	83.8	-14.4	88.2	6.7	78.1	88.3	-9.7	88.5	1.8					
1993 4	77.8	91.1	-4.3	85.4	6.4	81.6	91.5	-6.1	89.2	1.1					
	Monatliche Indizes					Monthly Indices					Indices mensuels				
1989 1	105.6	93.9	:	112.5	:	128.1	124.6	:	102.8	:					
1989 2	114.8	96.5	:	119.0	:	113.2	104.0	:	108.8	:					
1989 3	135.4	112.4	:	120.5	:	114.4	101.5	:	112.7	:					
1989 4	133.7	109.5	:	122.1	:	130.5	115.5	:	113.0	:					
1989 5	120.8	99.2	:	121.8	:	139.1	121.4	:	114.6	:					
1989 6	133.7	110.7	:	120.8	:	122.4	101.9	:	120.1	:					
1989 7	114.5	95.9	:	119.4	:	113.9	100.6	:	113.2	:					
1989 8	96.9	81.5	:	118.9	:	129.6	117.6	:	110.2	:					
1989 9	115.9	96.8	:	119.7	:	114.7	98.3	:	116.7	:					
1989 10	120.9	106.7	:	113.3	:	115.6	105.0	:	110.1	:					
1989 11	111.4	98.8	:	112.8	:	106.2	98.8	:	107.5	:					
1989 12	98.6	92.4	:	106.7	:	98.2	95.2	:	103.1	:					

SITC 28: METALLURGISCHE
ERZE UND
METALLABFAELLESITC 28: METALLIFEROUS
ORES AND METAL SCRAPCTCI 28: MINERAIS
METALLIFERES ET DECHETS
DE METAUX

	Intra-EU Intra-EU Intra-UE					Extra-EU Extra-EU Extra-UE									
	VAL	VOL	VOL Δ%	UV	UV Δ%	VAL	VOL	VOL Δ%	UV	UV Δ%					
	Jährliche Indizes					Annual Indices					Indices annuels				
1989	130.9	109.9	:	119.1	:	123.8	100.0	:	123.8	:					
1990	100.0	100.0	-9.0	100.0	-16.0	100.0	100.0	0.0	100.0	-19.2					
1991	81.9	95.4	-4.6	85.8	-14.2	123.9	136.7	36.7	90.6	-9.4					
1992	75.4	95.8	0.4	78.7	-8.3	117.5	144.3	5.6	81.4	-10.2					
1993	73.8	95.4	-0.4	77.4	-1.7	155.6	179.5	24.4	86.7	6.5					
	Vierteljährliche Indizes					Quarterly Indices					Indices trimestriels				
1989 1	137.2	113.3	:	121.1	:	124.1	100.3	:	123.7	:					
1989 2	138.2	114.3	:	120.9	:	134.7	104.0	:	129.5	:					
1989 3	122.4	102.5	:	119.4	:	120.2	96.4	:	124.7	:					
1989 4	124.3	108.3	:	114.8	:	124.2	105.6	:	117.6	:					
1990 1	109.4	105.8	-6.6	103.4	-14.6	95.2	93.8	-6.5	101.5	-17.9					
1990 2	112.4	109.9	-3.8	102.3	-15.4	98.8	96.0	-7.7	102.9	-20.5					
1990 3	89.1	85.3	-16.8	104.4	-12.6	103.1	97.7	1.3	105.5	-15.4					
1990 4	88.8	98.7	-8.9	90.0	-21.6	112.9	122.4	15.9	92.2	-21.6					
1991 1	79.8	93.3	-11.8	85.5	-17.3	110.7	124.2	32.4	89.1	-12.2					
1991 2	91.2	101.8	-7.4	89.6	-12.4	128.2	137.0	42.7	93.6	-9.0					
1991 3	77.5	87.8	2.9	88.3	-15.4	124.7	132.4	35.5	94.2	-10.7					
1991 4	78.7	98.3	-0.4	80.1	-11.0	138.8	160.8	31.4	86.3	-6.4					
1992 1	79.1	99.8	7.0	79.3	-7.3	113.1	136.6	10.0	82.8	-7.1					
1992 2	79.8	99.3	-2.5	80.4	-10.3	126.5	154.8	13.0	81.7	-12.7					
1992 3	76.4	95.4	8.7	80.1	-9.3	113.1	140.2	5.9	80.7	-14.3					
1992 4	68.7	91.7	-6.7	74.9	-6.5	119.5	148.4	-7.7	80.5	-6.7					
1993 1	76.3	107.2	7.4	71.2	-10.2	141.9	171.4	25.5	82.8	0.0					
1993 2	71.3	89.3	-10.1	79.8	-0.7	159.2	188.9	22.0	84.3	3.2					
1993 3	72.6	95.6	0.2	75.9	-5.2	157.1	173.6	23.8	90.5	12.1					
1993 4	67.0	78.4	-14.5	85.5	14.2	163.9	183.9	23.9	89.1	10.7					
	Monatliche Indizes					Monthly Indices					Indices mensuels				
1989 1	117.2	100.3	:	116.8	:	107.8	92.7	:	116.3	:					
1989 2	141.3	116.7	:	121.1	:	128.9	105.1	:	122.6	:					
1989 3	153.4	123.0	:	124.7	:	135.4	103.0	:	131.5	:					
1989 4	138.5	113.3	:	122.2	:	126.3	96.3	:	131.2	:					
1989 5	134.1	111.9	:	119.8	:	124.2	97.6	:	127.3	:					
1989 6	142.3	117.8	:	120.8	:	153.6	118.1	:	130.1	:					
1989 7	132.6	112.6	:	117.8	:	134.4	107.5	:	125.0	:					
1989 8	105.0	87.2	:	120.4	:	118.3	96.2	:	123.0	:					
1989 9	129.7	107.7	:	120.4	:	108.1	85.5	:	126.4	:					
1989 10	137.2	116.4	:	117.9	:	162.8	130.0	:	125.2	:					
1989 11	127.4	111.7	:	114.1	:	122.3	108.2	:	113.0	:					
1989 12	108.4	96.9	:	111.9	:	87.2	78.5	:	111.1	:					

SITC 28: METALLURGISCHE
ERZE UND
METALLABFAELLESITC 28: METALLIFEROUS
ORES AND METAL SCRAPCTCI 28: MINERAIS
METALLIFERES ET DECHETS
DE METAUX

	Intra-EU Intra-EU intra-UE					Extra-EU Extra-EU Extra-UE									
	VAL	VOL	VOL Δ%	UV	UV Δ%	VAL	VOL	VOL Δ%	UV	UV Δ%					
	Monatliche Indizes					Monthly Indices					Indices mensuels				
1990 1	96.8	93.8	-0.1	103.2	-8.3	111.9	111.0	-10.9	100.8	-1.9					
1990 2	97.2	97.0	0.5	100.2	-15.8	87.5	88.7	-14.7	98.6	-9.4					
1990 3	109.7	108.4	-3.6	101.2	-16.0	109.5	109.2	7.6	100.3	-11.0					
1990 4	101.1	99.4	-9.2	101.7	-16.7	102.6	99.6	-13.8	103.0	-8.8					
1990 5	111.5	107.0	7.9	104.2	-14.4	116.8	115.2	-5.1	101.4	-11.5					
1990 6	108.2	104.7	-5.4	103.3	-14.5	109.3	105.7	3.7	103.4	-13.9					
1990 7	104.7	102.8	7.2	101.8	-14.7	102.0	101.6	1.0	100.4	-11.3					
1990 8	80.1	78.8	-3.3	101.6	-14.6	98.0	98.5	-16.2	99.5	-9.7					
1990 9	89.2	88.2	-8.9	101.1	-15.5	81.9	81.0	-17.6	101.1	-13.4					
1990 10	110.3	113.2	6.1	97.4	-14.0	98.8	103.1	-1.8	95.8	-13.0					
1990 11	97.9	105.4	6.7	92.9	-17.6	94.3	93.7	-5.2	100.6	-6.4					
1990 12	79.6	87.1	-5.7	91.4	-14.3	83.9	89.1	-6.4	94.2	-8.6					
1991 1	87.7	96.6	3.0	90.8	-12.0	93.2	98.6	-11.2	94.5	-6.3					
1991 2	82.7	92.5	-4.6	89.4	-10.8	76.5	81.7	-7.9	93.6	-5.1					
1991 3	92.9	105.9	-2.3	87.7	-13.3	81.7	86.7	-20.6	94.2	-6.1					
1991 4	96.8	106.7	7.3	90.7	-10.8	93.6	95.7	-3.9	97.8	-5.0					
1991 5	113.9	123.9	15.8	91.9	-11.8	107.2	108.1	-6.2	99.2	-2.2					
1991 6	95.6	104.3	-0.4	91.7	-11.2	93.6	91.5	-13.4	102.3	-1.1					
1991 7	101.9	113.7	10.6	89.6	-12.0	113.8	111.7	9.9	101.9	1.5					
1991 8	72.6	81.7	3.7	88.9	-12.5	91.4	89.3	-9.3	102.3	2.8					
1991 9	82.2	93.5	6.0	87.9	-13.1	102.6	105.6	30.4	97.2	-3.9					
1991 10	92.8	106.1	-6.3	87.5	-10.2	94.3	98.4	-4.6	95.8	0.0					
1991 11	89.5	104.0	-1.3	86.1	-7.3	95.3	99.0	5.7	96.3	-4.3					
1991 12	77.1	90.3	3.7	85.4	-6.6	97.9	105.2	18.1	93.1	-1.2					
1992 1	83.3	100.1	3.6	83.2	-8.4	96.0	106.3	7.8	90.3	-4.4					
1992 2	83.3	99.9	8.0	83.4	-6.7	85.5	92.7	13.5	92.2	-1.5					
1992 3	101.7	121.4	14.6	83.8	-4.4	91.6	100.0	15.3	91.6	-2.8					
1992 4	89.3	105.5	-1.1	84.6	-6.7	100.7	108.4	13.3	92.9	-5.0					
1992 5	79.5	92.8	-25.1	85.7	-6.7	92.3	99.0	-8.4	93.2	-6.0					
1992 6	92.8	110.0	5.5	84.4	-8.0	97.5	105.3	15.1	92.6	-9.5					
1992 7	103.1	124.1	9.1	83.1	-7.3	97.7	110.8	-0.8	88.2	-13.4					
1992 8	60.7	72.8	-10.9	83.4	-6.2	80.7	94.0	5.3	85.9	-16.0					
1992 9	79.0	96.9	3.6	81.5	-7.3	76.6	88.6	-16.1	86.4	-11.1					
1992 10	81.6	102.5	-3.4	79.6	-9.0	90.6	105.5	7.2	85.9	-10.3					
1992 11	75.1	93.0	-10.6	80.7	-6.3	79.9	92.8	-6.3	86.1	-10.6					
1992 12	72.8	90.1	-0.2	80.8	-5.4	87.1	93.7	-10.9	93.0	-0.1					
1993 1	47.7	58.3	-41.8	81.8	-1.7	56.7	65.5	-38.4	86.6	-4.1					
1993 2	64.3	77.8	-22.1	82.7	-0.8	73.8	83.8	-9.6	88.1	-4.4					
1993 3	87.0	104.5	-13.9	83.3	-0.6	76.3	87.3	-12.7	87.4	-4.6					
1993 4	83.5	101.7	-3.6	82.1	-3.0	78.1	91.8	-15.3	85.1	-8.4					
1993 5	67.0	83.8	-9.7	80.0	-6.7	68.7	83.0	-16.2	82.8	-11.2					
1993 6	76.9	93.7	-14.8	82.1	-2.7	89.7	103.9	-1.3	86.3	-6.8					
1993 7	77.5	88.4	-28.8	87.7	5.5	88.1	100.1	-9.7	88.0	-0.2					
1993 8	68.7	76.5	5.1	89.8	7.7	66.3	75.1	-20.1	88.3	2.8					
1993 9	75.4	86.5	-10.7	87.2	7.0	79.8	89.6	1.1	89.1	3.1					
1993 10	87.4	103.2	0.7	84.7	6.4	76.9	81.1	-23.1	94.8	10.4					
1993 11	69.5	82.4	-11.4	84.3	4.5	81.3	92.0	-0.9	88.4	2.7					
1993 12	76.6	87.8	-2.6	87.3	8.0	86.8	101.4	8.2	85.6	-8.0					

SITC 28: METALLURGISCHE
ERZE UND
METALLABFAELLESITC 28: METALLIFEROUS
ORES AND METAL SCRAPCTCI 28: MINERAIS
METALLIFERES ET DECHETS
DE METAUX

	Intra-EU Intra-EU Intra-UE					Extra-EU Extra-EU Extra-UE					
	VAL	VOL	VOL Δ%	UV	UV Δ%	VAL	VOL	VOL Δ%	UV	UV Δ%	
	Monatliche Indizes			Monthly Indices			Indices mensuels				
1990 1	104.0	98.0	-2.3	106.1	-9.2	92.3	87.7	-5.4	105.2	-9.5	
1990 2	106.3	104.7	-10.3	101.5	-16.2	90.1	89.7	-14.7	100.4	-18.1	
1990 3	118.1	114.8	-6.7	102.9	-17.5	103.5	104.0	1.0	99.5	-24.3	
1990 4	116.3	113.8	0.4	102.2	-16.4	88.5	85.8	-10.9	103.1	-21.4	
1990 5	119.7	115.4	3.1	103.7	-13.4	108.5	103.6	6.1	104.7	-17.8	
1990 6	101.2	100.3	-14.9	100.9	-16.5	99.4	98.5	-16.6	100.9	-22.4	
1990 7	98.1	97.2	-13.7	100.9	-14.3	94.5	91.7	-14.7	103.0	-17.6	
1990 8	73.9	74.9	-14.1	98.7	-18.0	124.7	122.3	27.1	102.0	-17.1	
1990 9	95.3	83.3	-22.7	114.4	-5.0	90.2	78.6	-8.1	114.8	-9.2	
1990 10	105.8	111.1	-4.6	95.2	-19.3	129.0	134.9	3.8	95.6	-23.6	
1990 11	89.2	101.5	-9.1	87.9	-23.0	120.2	132.4	22.4	90.8	-19.6	
1990 12	71.6	83.5	-13.8	85.8	-23.3	89.6	100.1	27.5	89.5	-19.4	
1991 1	80.1	91.5	-6.6	87.5	-17.5	102.1	109.9	25.3	92.9	-11.7	
1991 2	77.1	90.9	-13.2	84.8	-16.5	114.0	132.9	48.2	85.8	-14.5	
1991 3	82.0	97.4	-15.2	84.2	-18.2	115.8	130.0	25.0	89.1	-10.5	
1991 4	88.6	100.6	-11.6	88.1	-13.8	134.0	148.4	73.0	90.3	-12.4	
1991 5	94.4	103.5	-10.3	91.2	-12.1	133.2	136.8	32.0	97.4	-7.0	
1991 6	90.5	101.2	0.9	89.4	-11.4	117.4	125.7	27.6	93.4	-7.4	
1991 7	85.3	97.8	0.6	87.2	-13.6	134.6	138.5	51.0	97.2	-5.6	
1991 8	72.7	77.8	3.9	93.5	-5.3	116.8	123.1	0.7	94.9	-7.0	
1991 9	74.6	87.5	5.0	85.3	-25.4	122.8	135.5	72.4	90.6	-21.1	
1991 10	89.2	109.2	-1.7	81.7	-14.2	142.2	165.2	22.5	86.1	-9.9	
1991 11	72.9	90.9	-10.4	80.2	-8.8	138.4	159.3	20.3	86.9	-4.3	
1991 12	74.1	94.7	13.4	78.2	-8.9	135.6	157.8	57.6	85.9	-4.0	
1992 1	67.7	86.1	-5.9	78.6	-10.2	98.3	119.4	8.6	82.3	-11.4	
1992 2	80.7	102.0	12.2	79.1	-6.7	104.6	125.4	-5.6	83.4	-2.8	
1992 3	89.0	111.3	14.3	80.0	-5.0	136.8	165.0	26.9	82.9	-7.0	
1992 4	84.9	104.9	4.3	80.9	-8.2	140.6	168.2	13.3	83.6	-7.4	
1992 5	72.5	90.0	-13.0	80.5	-11.7	132.9	163.1	19.2	81.5	-16.3	
1992 6	82.4	103.1	1.9	79.9	-10.6	105.9	133.1	5.9	79.6	-14.8	
1992 7	92.4	113.0	15.5	81.8	-6.2	128.7	157.1	13.4	81.9	-15.7	
1992 8	58.1	73.5	-5.5	79.0	-15.5	97.9	123.1	0.0	79.5	-16.2	
1992 9	78.7	99.8	14.1	78.9	-7.5	113.2	140.4	3.6	80.6	-11.0	
1992 10	78.7	103.9	-4.9	75.7	-7.3	120.7	151.2	-8.5	79.8	-7.3	
1992 11	64.7	86.4	-5.0	74.9	-6.6	116.1	144.6	-9.2	80.3	-7.6	
1992 12	62.8	84.8	-10.5	74.0	-5.4	121.5	149.5	-5.3	81.3	-5.4	
1993 1	62.8	80.9	-6.0	77.6	-1.3	141.1	175.5	47.0	80.4	-2.3	
1993 2	77.4	116.2	13.9	66.6	-15.8	135.9	169.4	35.1	80.2	-3.8	
1993 3	88.6	123.7	11.1	71.6	-10.5	149.0	169.3	2.6	88.0	6.2	
1993 4	71.2	89.6	-14.6	79.5	-1.7	158.4	184.2	9.5	86.0	2.9	
1993 5	60.2	78.4	-12.9	76.8	-4.6	145.7	173.9	6.6	83.8	2.8	
1993 6	82.2	99.9	-3.1	82.3	3.0	173.9	208.5	56.6	83.4	4.8	
1993 7	69.5	81.2	-28.1	85.6	4.6	137.9	154.8	-1.5	89.1	8.8	
1993 8	66.6	95.6	30.1	69.7	-11.8	149.7	162.7	32.2	92.0	15.7	
1993 9	81.6	108.8	9.0	75.0	-4.9	183.9	203.4	44.9	90.4	12.2	
1993 10	64.2	77.0	-25.9	83.4	10.2	177.5	203.3	34.5	87.3	9.4	
1993 11	66.4	77.6	-10.2	85.6	14.3	148.3	164.4	13.7	90.2	12.3	
1993 12	70.4	80.6	-5.0	87.4	18.1	166.0	184.0	23.1	90.2	10.9	

SITC 29: ROHSTOFFE
TIERISCHEN UND
PFLANZLICHEN
URSPRUNGS, A.N.G.

SITC 29: CRUDE ANIMAL
AND VEGETABLE
MATERIALS, N.E.S.

CTCI 29: MATIERES BRUTES
D'ORIGINE ANIMALE OU
VEGETALE, N.D.A.

	Intra-EU Intra-EU Intra-UE					Extra-EU Extra-EU Extra-UE									
	VAL	VOL	VOL Δ%	UV	UV Δ%	VAL	VOL	VOL Δ%	UV	UV Δ%					
	Jährliche Indizes					Annual Indices					Indices annuels				
1989	93.6	95.3	:	98.2	:	101.5	94.5	:	107.4	:					
1990	100.0	100.0	4.9	100.0	1.8	100.0	100.0	5.8	100.0	-6.9					
1991	110.4	106.8	6.8	103.4	3.4	106.7	105.3	5.3	101.3	1.3					
1992	112.4	106.7	-0.1	105.3	1.8	112.9	110.5	4.9	102.2	0.9					
1993	88.3	79.6	-25.4	110.9	5.3	116.1	109.5	-0.9	106.0	3.7					
	Vierteljährliche Indizes					Quarterly Indices					Indices trimestriels				
1989 1	106.3	102.8	:	103.4	:	118.3	106.2	:	111.4	:					
1989 2	89.3	91.2	:	97.9	:	103.4	99.1	:	104.3	:					
1989 3	76.9	82.2	:	93.6	:	88.0	82.2	:	107.1	:					
1989 4	102.1	105.3	:	97.0	:	108.3	101.6	:	106.6	:					
1990 1	111.6	107.7	4.8	103.6	0.2	119.3	112.9	6.3	105.7	-5.1					
1990 2	95.1	97.1	6.5	97.9	0.0	97.0	96.8	-2.3	100.2	-3.9					
1990 3	82.2	85.5	4.0	96.1	2.7	82.8	86.2	4.9	96.1	-10.3					
1990 4	111.2	109.7	4.2	101.4	4.5	100.7	103.9	2.3	96.9	-9.1					
1991 1	118.9	110.8	2.9	107.3	3.6	118.8	117.5	4.1	101.1	-4.4					
1991 2	113.0	110.0	13.3	102.7	4.9	108.9	108.1	11.7	100.7	0.5					
1991 3	91.7	92.6	8.3	99.0	3.0	90.8	88.9	3.1	102.1	6.2					
1991 4	118.1	113.6	3.6	104.0	2.6	109.0	107.3	3.3	101.6	4.9					
1992 1	126.0	116.3	5.0	108.3	0.9	136.9	129.3	10.0	105.9	4.7					
1992 2	109.7	109.6	-0.4	100.1	-2.5	114.3	112.6	4.2	101.5	0.8					
1992 3	97.0	94.0	1.5	103.2	4.2	93.5	95.2	7.1	98.2	-3.8					
1992 4	118.3	108.3	-4.7	109.2	5.0	115.5	113.1	5.4	102.1	0.5					
1993 1	96.0	85.4	-26.6	112.4	3.8	124.6	116.3	-10.1	107.1	1.1					
1993 2	80.9	74.1	-32.4	109.2	9.1	114.0	110.7	-1.7	103.0	1.5					
1993 3	76.0	70.0	-25.5	108.5	5.1	101.9	95.1	-0.1	107.2	9.2					
1993 4	91.6	81.1	-25.1	112.9	3.4	124.2	116.2	2.7	106.9	4.7					
	Monatliche Indizes					Monthly Indices					Indices mensuels				
1989 1	96.0	91.9	:	104.5	:	113.8	100.1	:	113.7	:					
1989 2	108.2	101.9	:	106.2	:	125.8	110.6	:	113.7	:					
1989 3	114.7	114.8	:	99.9	:	115.2	107.8	:	106.9	:					
1989 4	96.7	99.0	:	97.7	:	113.8	109.3	:	104.1	:					
1989 5	94.4	96.0	:	98.3	:	99.0	95.6	:	103.6	:					
1989 6	77.1	78.8	:	97.8	:	97.5	92.6	:	105.3	:					
1989 7	61.5	66.2	:	92.9	:	86.0	80.5	:	106.8	:					
1989 8	76.4	82.7	:	92.4	:	85.1	79.2	:	107.4	:					
1989 9	92.7	97.6	:	95.0	:	93.3	87.0	:	107.2	:					
1989 10	101.9	105.0	:	97.0	:	108.4	100.9	:	107.4	:					
1989 11	104.0	108.8	:	95.6	:	107.9	101.6	:	106.2	:					
1989 12	100.5	102.0	:	98.5	:	108.5	102.2	:	106.2	:					

SITC 29: ROHSTOFFE
TIERISCHEN UND
PFLANZLICHEN
URSPRUNGS, A.N.G.

SITC 29: CRUDE ANIMAL
AND VEGETABLE
MATERIALS, N.E.S.

CTCI 29: MATIERES BRUTES
D'ORIGINE ANIMALE OU
VEGETALE, N.D.A.

	Intra-EU Intra-EU Intra-UE					Extra-EU Extra-EU Extra-UE									
	VAL	VOL	VOL Δ%	UV	UV Δ%	VAL	VOL	VOL Δ%	UV	UV Δ%					
	Jährliche Indizes					Annual Indices					Indices annuels				
1989	94.3	95.1	:	99.2	:	97.0	94.3	:	102.9	:					
1990	100.0	100.0	5.2	100.0	0.8	100.0	100.0	6.0	100.0	-2.8					
1991	108.6	106.1	6.1	102.4	2.4	107.6	104.3	4.3	103.2	3.2					
1992	111.9	106.7	0.6	104.9	2.4	115.5	107.9	3.5	107.0	3.7					
1993	99.4	88.0	-17.5	113.0	7.7	120.6	110.6	2.5	109.0	1.9					
	Vierteljährliche Indizes					Quarterly Indices					Indices trimestriels				
1989 1	107.8	104.0	:	103.7	:	105.4	99.5	:	105.9	:					
1989 2	88.2	90.3	:	97.7	:	85.6	85.2	:	100.5	:					
1989 3	79.2	84.5	:	93.7	:	97.1	97.2	:	99.9	:					
1989 4	102.2	101.6	:	100.6	:	103.5	98.5	:	105.1	:					
1990 1	112.0	108.7	4.5	103.0	-0.7	113.3	107.6	8.1	105.3	-0.6					
1990 2	94.6	95.8	6.1	98.7	1.0	89.3	91.1	6.9	98.0	-2.5					
1990 3	84.2	87.9	4.0	95.8	2.2	94.8	98.7	1.5	96.0	-3.9					
1990 4	109.0	107.4	5.7	101.5	0.9	102.1	102.0	3.6	100.1	-4.8					
1991 1	122.6	117.2	7.8	104.6	1.6	117.1	111.5	3.6	105.0	-0.3					
1991 2	106.6	104.6	9.2	101.9	3.2	94.3	93.0	2.1	101.4	3.5					
1991 3	91.2	93.6	6.5	97.4	1.7	108.4	107.8	9.2	100.6	4.8					
1991 4	115.5	110.1	2.5	104.9	3.3	115.4	109.5	7.4	105.4	5.3					
1992 1	133.4	123.9	5.7	107.7	3.0	132.3	121.5	9.0	108.9	3.7					
1992 2	108.8	109.0	4.2	99.8	-2.1	102.8	98.5	5.9	104.4	3.0					
1992 3	95.8	94.1	0.5	101.8	4.5	110.9	106.4	-1.3	104.2	3.6					
1992 4	116.3	106.2	-3.5	109.5	4.4	124.4	113.3	3.5	109.8	4.2					
1993 1	110.3	95.3	-23.1	115.7	7.4	126.9	106.0	-12.8	119.7	9.9					
1993 2	100.0	92.7	-15.0	107.9	8.1	105.5	93.8	-4.8	112.5	7.8					
1993 3	82.8	75.3	-20.0	110.0	8.1	111.1	106.7	0.3	104.1	-0.1					
1993 4	103.3	87.6	-17.5	117.9	7.7	135.1	132.6	17.0	101.9	-7.2					
	Monatliche Indizes					Monthly Indices					Indices mensuels				
1989 1	99.0	93.6	:	105.8	:	99.6	90.7	:	109.8	:					
1989 2	107.2	101.4	:	105.7	:	97.4	90.9	:	107.2	:					
1989 3	117.1	116.9	:	100.2	:	119.2	117.0	:	101.9	:					
1989 4	87.3	89.0	:	98.1	:	88.5	87.8	:	100.8	:					
1989 5	101.2	103.6	:	97.7	:	93.0	93.0	:	100.0	:					
1989 6	76.0	78.1	:	97.3	:	75.5	75.0	:	100.7	:					
1989 7	60.3	65.5	:	92.0	:	66.4	67.0	:	99.1	:					
1989 8	78.8	85.5	:	92.2	:	107.4	108.2	:	99.3	:					
1989 9	98.5	102.5	:	96.1	:	117.4	116.4	:	100.9	:					
1989 10	102.6	100.2	:	102.4	:	105.1	101.9	:	103.1	:					
1989 11	105.0	107.6	:	97.6	:	106.6	101.6	:	104.9	:					
1989 12	98.9	96.9	:	102.1	:	98.8	92.0	:	107.4	:					

SITC 29: ROHSTOFFE
TIERISCHEN UND
PFLANZLICHEN
URSPRUNGS, A.N.G.

SITC 29: CRUDE ANIMAL
AND VEGETABLE
MATERIALS, N.E.S.

CTCI 29: MATIERES BRUTES
D'ORIGINE ANIMALE OU
VEGETALE, N.D.A.

	Intra-EU Intra-EU Intra-UE					Extra-EU Extra-EU Extra-UE				
	VAL	VOL	VOL Δ%	UV	UV Δ%	VAL	VOL	VOL Δ%	UV	UV Δ%
	Monatliche Indizes			Monthly Indices			Indices mensuels			
1990 1	108.0	102.6	11.6	105.3	0.8	122.3	116.1	16.0	105.3	-7.4
1990 2	109.6	103.2	1.3	106.2	0.0	115.9	106.7	-3.5	108.6	-4.5
1990 3	117.1	117.5	2.4	99.7	-0.2	120.1	116.0	7.6	103.5	-3.2
1990 4	104.2	107.6	8.7	96.8	-0.9	101.3	100.3	-8.2	101.0	-3.0
1990 5	102.2	104.8	9.2	97.5	-0.8	98.6	98.3	2.8	100.3	-3.2
1990 6	79.0	78.9	0.1	100.1	2.4	91.1	91.9	-0.8	99.1	-5.9
1990 7	66.3	68.3	3.2	97.0	4.4	85.1	88.2	9.6	96.5	-9.6
1990 8	79.8	84.4	2.1	94.5	2.3	85.4	88.8	12.1	96.2	-10.4
1990 9	100.7	103.9	6.5	96.9	2.0	78.0	81.7	-6.1	95.5	-10.9
1990 10	109.5	110.5	5.2	99.1	2.2	104.1	109.0	8.0	95.5	-11.1
1990 11	116.7	117.2	7.7	99.6	4.2	100.1	103.1	1.5	97.1	-8.6
1990 12	107.4	101.5	-0.5	105.8	7.4	97.7	99.4	-2.7	98.3	-7.4
1991 1	113.3	107.4	4.7	105.5	0.2	124.9	123.1	6.0	101.5	-3.6
1991 2	106.0	96.0	-7.0	110.4	4.0	113.8	112.7	5.6	101.0	-7.0
1991 3	137.5	129.2	10.0	106.4	6.7	117.7	116.8	0.7	100.8	-2.6
1991 4	124.0	122.0	13.4	101.6	5.0	122.1	123.0	22.6	99.3	-1.7
1991 5	118.9	114.1	8.9	104.2	6.9	113.1	111.1	13.0	101.8	1.5
1991 6	96.2	93.9	19.0	102.4	2.3	91.6	90.3	-1.7	101.4	2.3
1991 7	80.3	80.1	17.3	100.2	3.3	95.1	93.4	5.9	101.8	5.5
1991 8	81.4	82.6	-2.1	98.6	4.3	83.3	81.6	-8.1	102.1	6.1
1991 9	112.9	114.9	10.6	98.3	1.4	93.9	91.8	12.4	102.3	7.1
1991 10	118.6	116.0	5.0	102.2	3.1	113.9	110.7	1.6	102.9	7.7
1991 11	116.3	114.5	-2.3	101.6	2.0	102.3	102.6	-0.5	99.7	2.7
1991 12	119.8	110.4	8.8	108.5	2.6	110.7	108.4	9.1	102.1	3.9
1992 1	110.7	101.1	-5.9	109.5	3.8	141.4	134.5	9.3	105.1	3.5
1992 2	127.2	112.8	17.5	112.8	2.2	136.8	127.7	13.3	107.1	6.0
1992 3	140.2	135.2	4.6	103.7	-2.5	132.6	125.7	7.6	105.5	4.7
1992 4	136.3	136.2	11.6	100.1	-1.5	129.9	127.9	4.0	101.6	2.3
1992 5	111.0	112.8	-1.1	98.4	-5.6	108.6	106.1	-4.5	102.4	0.6
1992 6	81.8	79.8	-15.0	102.5	0.1	104.3	103.8	15.0	100.5	-0.9
1992 7	85.1	83.5	4.2	101.9	1.7	104.4	107.1	14.7	97.5	-4.2
1992 8	87.0	84.0	1.7	103.6	5.1	84.8	85.8	5.1	98.8	-3.2
1992 9	118.9	114.4	-0.4	103.9	5.7	91.2	92.7	1.0	98.4	-3.8
1992 10	119.3	107.1	-7.7	111.4	9.0	110.6	109.7	-0.9	100.8	-2.0
1992 11	112.3	104.5	-8.7	107.5	5.8	109.3	106.3	3.6	102.8	3.1
1992 12	123.2	113.4	2.7	108.6	0.1	126.6	123.3	13.7	102.7	0.6
1993 1	90.2	79.9	-21.0	112.9	3.1	113.9	108.6	-19.3	104.9	-0.2
1993 2	91.7	78.1	-30.8	117.4	4.1	130.3	120.2	-5.9	108.4	1.2
1993 3	106.1	98.3	-27.3	107.9	4.1	129.6	120.2	-4.4	107.8	2.2
1993 4	93.9	83.5	-38.7	112.4	12.3	128.3	119.7	-6.4	107.2	5.5
1993 5	76.9	71.7	-36.4	107.3	9.0	106.5	105.2	-0.8	101.2	-1.2
1993 6	72.1	67.2	-15.8	107.3	4.7	107.2	107.1	3.2	100.1	-0.4
1993 7	65.4	60.7	-27.3	107.8	5.8	100.2	93.5	-12.7	107.2	9.9
1993 8	77.2	72.5	-13.7	106.5	2.8	103.5	99.0	15.4	104.5	5.8
1993 9	85.4	76.9	-32.8	111.0	6.8	102.0	92.8	0.1	109.9	11.7
1993 10	84.7	76.2	-28.9	111.2	-0.2	117.6	110.3	0.5	106.6	5.8
1993 11	83.6	76.6	-26.7	109.2	1.6	124.8	117.0	10.1	106.7	3.8
1993 12	106.5	90.6	-20.1	117.5	8.2	130.4	121.4	-1.5	107.4	4.6

EU Ausfuhr
SITC 29: ROHSTOFFE
TIERISCHEN UND
PFLANZLICHEN
URSPRUNGS, A.N.G.

EU Exports
SITC 29: CRUDE ANIMAL
AND VEGETABLE
MATERIALS, N.E.S.

Exportations UE
CTCI 29: MATIERES BRUTES
D'ORIGINE ANIMALE OU
VEGETALE, N.D.A.

	Intra-EU Intra-EU Intra-UE					Extra-EU Extra-EU Extra-UE									
	VAL	VOL	VOL Δ%	UV	UV Δ%	VAL	VOL	VOL Δ%	UV	UV Δ%					
	Monatliche Indizes					Monthly Indices					Indices mensuels				
1990 1	106.8	100.7	7.6	106.1	0.3	107.5	98.3	8.4	109.4	-0.4					
1990 2	109.9	103.4	2.0	106.3	0.6	106.3	97.8	7.6	108.7	1.4					
1990 3	119.1	121.9	4.3	97.7	-2.5	126.3	126.8	8.4	99.6	-2.3					
1990 4	100.3	99.8	12.1	100.5	2.4	95.5	96.6	10.0	98.9	-1.9					
1990 5	102.4	105.4	1.7	97.2	-0.5	95.7	97.2	4.5	98.5	-1.5					
1990 6	80.9	82.0	5.0	98.6	1.3	76.7	79.6	6.1	96.3	-4.4					
1990 7	66.2	70.1	7.0	94.4	2.6	68.1	71.3	6.4	95.5	-3.6					
1990 8	84.0	89.2	4.3	94.2	2.2	106.4	113.7	5.1	93.6	-5.7					
1990 9	102.3	104.3	1.8	98.1	2.1	109.6	111.0	-4.6	98.7	-2.2					
1990 10	115.8	115.2	15.0	100.5	-1.9	113.8	116.5	14.3	97.7	-5.2					
1990 11	113.0	112.0	4.1	100.9	3.4	95.9	97.7	-3.8	98.2	-6.4					
1990 12	98.1	94.9	-2.1	103.4	1.3	96.5	91.7	-0.3	105.2	-2.0					
1991 1	113.6	108.8	8.0	104.4	-1.6	114.7	107.7	9.6	106.5	-2.7					
1991 2	103.8	95.5	-7.6	108.7	2.3	105.9	98.6	0.8	107.4	-1.2					
1991 3	150.4	147.2	20.8	102.2	4.6	130.8	128.2	1.1	102.0	2.4					
1991 4	111.1	112.0	12.2	99.2	-1.3	98.3	99.4	2.9	98.9	0.0					
1991 5	123.1	118.7	12.6	103.7	6.7	108.0	104.1	7.1	103.7	5.3					
1991 6	85.8	83.2	1.5	103.1	4.6	76.8	75.6	-5.0	101.6	5.5					
1991 7	74.0	78.7	12.3	94.0	-0.4	86.2	87.2	22.3	98.8	3.5					
1991 8	92.7	93.1	4.4	99.6	5.7	118.9	116.3	2.3	102.2	9.2					
1991 9	106.9	109.1	4.6	98.0	-0.1	120.1	119.9	8.0	100.2	1.5					
1991 10	127.2	121.5	5.5	104.7	4.2	136.9	133.0	14.2	102.9	5.3					
1991 11	111.6	108.0	-3.6	103.3	2.4	96.2	91.0	-6.9	105.7	7.6					
1991 12	107.7	100.8	6.2	106.8	3.3	113.2	104.4	13.8	108.4	3.0					
1992 1	124.3	112.9	3.8	110.1	5.5	118.9	108.1	0.4	110.0	3.3					
1992 2	128.2	115.4	20.8	111.1	2.2	123.7	111.4	13.0	111.0	3.4					
1992 3	147.7	143.3	-2.6	103.1	0.9	154.3	144.9	13.0	106.5	4.4					
1992 4	124.5	123.0	9.8	101.2	2.0	120.0	112.6	13.3	106.6	7.8					
1992 5	111.4	112.1	-5.6	99.4	-4.1	104.2	99.2	-4.7	105.0	1.3					
1992 6	90.7	92.0	10.6	98.6	-4.4	84.2	83.5	10.4	100.8	-0.8					
1992 7	77.5	77.8	-1.1	99.6	6.0	88.3	83.4	-4.4	105.9	7.2					
1992 8	93.4	93.2	0.1	100.2	0.6	113.4	110.0	-5.4	103.1	0.9					
1992 9	116.6	111.4	2.1	104.7	6.8	131.2	125.9	5.0	104.2	4.0					
1992 10	120.7	112.3	-7.6	107.5	2.7	131.2	120.4	-9.5	109.0	5.9					
1992 11	118.9	108.7	0.6	109.4	5.9	112.3	103.3	13.5	108.7	2.8					
1992 12	109.3	97.5	-3.3	112.1	5.0	129.8	116.3	11.4	111.6	3.0					
1993 1	101.5	88.3	-21.8	114.9	4.4	107.4	90.2	-16.6	119.1	8.3					
1993 2	103.5	90.2	-21.8	114.8	3.3	119.0	95.3	-14.5	124.9	12.5					
1993 3	125.7	107.4	-25.1	117.0	13.5	154.5	132.6	-8.5	116.5	9.4					
1993 4	117.6	106.7	-13.3	110.2	8.9	120.6	107.8	-4.3	111.9	5.0					
1993 5	97.5	94.0	-16.1	103.7	4.3	97.4	86.0	-13.3	113.2	7.8					
1993 6	85.0	77.3	-16.0	109.9	11.5	98.4	87.4	4.7	112.6	11.7					
1993 7	67.2	60.8	-21.9	110.6	11.0	83.2	78.2	-6.2	106.4	0.5					
1993 8	79.3	73.6	-21.0	107.8	7.6	117.1	112.3	2.1	104.3	1.2					
1993 9	101.8	91.3	-18.0	111.5	6.5	132.8	129.6	2.9	102.5	-1.6					
1993 10	97.8	82.4	-26.6	118.7	10.4	138.1	139.1	15.5	99.3	-8.9					
1993 11	103.2	88.8	-18.3	116.2	6.2	122.5	117.9	14.1	103.9	-4.4					
1993 12	108.9	91.6	-6.1	118.9	6.1	144.8	140.7	21.0	102.9	-7.8					

SITC 32: KOHLE, KOKS UND
BRIKETTSITC 32: COAL, COKE
AND BRIQUETTESCTCI 32: HOUILLES, COKES
ET BRIQUETTES

	Intra-EU Intra-EU Intra-UE					Extra-EU Extra-EU Extra-UE									
	VAL	VOL	VOL Δ%	UV	UV Δ%	VAL	VOL	VOL Δ%	UV	UV Δ%					
	Jährliche Indizes					Annual Indices					Indices annuels				
1989	102.7	103.5	:	99.2	:	92.7	88.8	:	104.4	:					
1990	100.0	100.0	-3.4	100.0	0.8	100.0	100.0	12.6	100.0	-4.2					
1991	96.0	92.3	-7.7	104.0	4.0	113.5	114.6	14.6	99.0	-1.0					
1992	74.1	70.0	-24.2	105.9	1.8	118.5	125.4	9.4	94.5	-4.5					
1993	65.2	61.2	-12.6	106.6	0.7	93.3	98.3	-21.6	94.9	0.4					
	Vierteljährliche Indizes					Quarterly Indices					Indices trimestriels				
1989 1	101.8	101.5	:	100.3	:	85.8	84.7	:	101.3	:					
1989 2	105.3	107.1	:	98.3	:	94.5	90.4	:	104.5	:					
1989 3	97.7	99.8	:	97.9	:	96.8	89.7	:	107.9	:					
1989 4	107.7	107.6	:	100.1	:	99.8	96.3	:	103.6	:					
1990 1	102.3	103.0	1.5	99.3	-1.0	103.7	102.1	20.5	101.6	0.3					
1990 2	98.6	98.5	-8.0	100.1	1.8	104.8	102.5	13.4	102.2	-2.2					
1990 3	86.5	86.2	-13.6	100.4	2.6	88.3	88.3	-1.6	100.0	-7.3					
1990 4	113.5	113.2	5.2	100.3	0.2	101.6	105.5	9.6	96.3	-7.0					
1991 1	115.7	112.8	9.5	102.6	3.3	94.9	101.6	-0.5	93.4	-8.1					
1991 2	93.5	91.8	-6.8	101.9	1.8	111.4	111.5	8.8	99.9	-2.3					
1991 3	82.9	78.1	-9.4	106.1	5.7	122.9	119.9	35.8	102.5	2.5					
1991 4	87.7	82.5	-27.1	106.3	6.0	123.7	124.3	17.8	99.5	3.3					
1992 1	84.5	78.2	-30.7	108.1	5.4	130.7	132.2	30.1	98.9	5.9					
1992 2	74.4	70.3	-23.4	105.9	3.9	120.9	124.8	11.9	96.9	-3.0					
1992 3	64.5	61.5	-21.3	104.8	-1.2	112.7	125.6	4.8	89.7	-12.5					
1992 4	73.7	70.7	-14.3	104.2	-2.0	118.6	128.4	3.3	92.4	-7.1					
1993 1	60.9	55.4	-29.2	110.0	1.8	94.7	100.7	-23.8	94.0	-5.0					
1993 2	66.3	61.6	-12.4	107.7	1.7	92.0	97.7	-21.7	94.2	-2.8					
1993 3	59.2	57.8	-6.0	102.5	-2.2	90.2	94.4	-24.8	95.6	6.6					
1993 4	71.4	67.0	-5.2	106.5	2.2	96.3	100.4	-21.8	95.9	3.8					
	Monatliche indizes					Monthly Indices					Indices mensuels				
1989 1	109.9	111.5	:	98.6	:	81.0	80.4	:	100.8	:					
1989 2	92.2	90.5	:	101.9	:	86.8	85.9	:	101.1	:					
1989 3	103.0	102.4	:	100.6	:	89.6	87.8	:	102.0	:					
1989 4	103.7	104.0	:	99.7	:	91.9	89.7	:	102.4	:					
1989 5	105.6	109.3	:	96.6	:	99.0	94.1	:	105.2	:					
1989 6	106.3	107.8	:	98.6	:	92.4	87.3	:	105.8	:					
1989 7	100.4	105.2	:	95.4	:	86.9	81.4	:	106.7	:					
1989 8	92.8	93.8	:	98.9	:	100.5	93.7	:	107.3	:					
1989 9	100.2	100.5	:	99.7	:	103.0	94.1	:	109.5	:					
1989 10	117.1	116.3	:	100.7	:	102.5	96.6	:	106.1	:					
1989 11	100.0	99.7	:	100.3	:	100.9	99.4	:	101.5	:					
1989 12	106.3	107.0	:	99.3	:	95.9	92.8	:	103.3	:					

SITC 32: KOHLE, KOKS UND
BRIKETTSITC 32: COAL, COKE
AND BRIQUETTESCTCI 32: HOUILLES, COKES
ET BRIQUETTES

	Intra-EU Intra-EU Intra-UE					Extra-EU Extra-EU Extra-UE				
	VAL	VOL	VOL Δ%	UV	UV Δ%	VAL	VOL	VOL Δ%	UV	UV Δ%
	Jährliche Indizes			Annual Indices			Indices annuels			
1989	105.2	109.6	:	96.0	:	164.2	175.4	:	93.6	:
1990	100.0	100.0	-8.8	100.0	4.2	100.0	100.0	-43.0	100.0	6.8
1991	93.2	87.4	-12.6	106.6	6.6	92.8	95.3	-4.7	97.4	-2.6
1992	77.8	65.5	-25.1	118.8	11.4	72.7	73.0	-23.4	99.6	2.3
1993	59.4	53.0	-19.1	112.1	-5.6	68.3	69.0	-5.5	99.0	-0.6
	Vierteljährliche Indizes			Quarterly Indices			Indices trimestriels			
1989 1	102.5	105.5	:	97.2	:	184.2	196.8	:	93.6	:
1989 2	107.8	113.5	:	95.0	:	163.8	176.1	:	93.0	:
1989 3	100.1	106.6	:	93.9	:	174.7	188.3	:	92.8	:
1989 4	109.5	112.1	:	97.7	:	133.9	139.9	:	95.7	:
1990 1	109.8	110.6	4.8	99.3	2.2	103.7	103.3	-47.5	100.4	7.3
1990 2	98.8	100.5	-11.5	98.3	3.5	113.2	114.5	-35.0	98.9	6.3
1990 3	90.1	91.5	-14.2	98.5	4.9	95.6	96.0	-49.0	99.6	7.3
1990 4	100.9	97.0	-13.5	104.0	6.4	86.1	84.9	-39.3	101.4	6.0
1991 1	97.9	96.9	-12.4	101.0	1.7	95.1	101.1	-2.1	94.1	-6.3
1991 2	92.9	90.1	-10.3	103.1	4.9	100.8	108.5	-5.2	92.9	-6.1
1991 3	88.0	80.2	-12.3	109.7	11.4	90.6	89.5	-6.8	101.2	1.6
1991 4	95.0	83.3	-14.1	114.1	9.7	84.7	82.1	-3.3	103.2	1.8
1992 1	83.0	69.1	-28.7	120.1	18.9	74.7	73.3	-27.5	101.9	8.3
1992 2	78.0	65.4	-27.4	119.2	15.6	82.2	81.8	-24.6	100.5	8.2
1992 3	71.9	61.0	-23.9	117.9	7.5	71.0	73.3	-18.1	96.9	-4.2
1992 4	74.8	63.4	-23.9	118.0	3.4	63.4	64.2	-21.8	98.8	-4.3
1993 1	55.4	46.4	-32.9	119.5	-0.5	66.1	69.2	-5.6	95.5	-6.3
1993 2	59.8	54.2	-17.1	110.3	-7.5	79.2	80.7	-1.3	98.2	-2.3
1993 3	56.0	50.8	-16.7	110.2	-6.5	63.0	63.6	-13.2	99.0	2.2
1993 4	62.9	57.4	-9.5	109.6	-7.1	65.0	62.5	-2.6	104.0	5.3
	Monatliche Indizes			Monthly Indices			Indices mensuels			
1989 1	110.8	112.6	:	98.4	:	153.1	171.2	:	89.4	:
1989 2	98.5	100.0	:	98.5	:	167.0	175.0	:	95.4	:
1989 3	98.3	103.9	:	94.6	:	232.4	244.1	:	95.2	:
1989 4	103.0	106.5	:	96.7	:	152.4	161.3	:	94.5	:
1989 5	105.5	114.4	:	92.2	:	169.7	187.3	:	90.6	:
1989 6	115.3	119.7	:	96.3	:	169.0	179.8	:	94.0	:
1989 7	100.4	108.8	:	92.3	:	176.3	195.4	:	90.2	:
1989 8	88.7	93.6	:	94.8	:	188.7	202.2	:	93.3	:
1989 9	111.1	117.3	:	94.7	:	159.5	167.4	:	95.3	:
1989 10	114.1	117.3	:	97.3	:	135.5	144.9	:	93.5	:
1989 11	102.3	106.8	:	95.8	:	144.5	151.5	:	95.4	:
1989 12	111.9	112.1	:	99.8	:	121.9	123.4	:	98.8	:

SITC 32: KOHLE, KOKS UND
BRIKETTSITC 32: COAL, COKE
AND BRIQUETTESCTCI 32: HOUILLES, COKES
ET BRIQUETTES

	Intra-EU Intra-EU Intra-UE					Extra-EU Extra-EU Extra-UE					
	VAL	VOL	VOL Δ%	UV	UV Δ%	VAL	VOL	VOL Δ%	UV	UV Δ%	
	Monatliche Indizes			Monthly Indices			Indices mensuels				
1990 1	111.1	112.1	0.5	99.1	0.5	98.6	95.8	19.2	102.9	2.1	
1990 2	95.5	94.8	4.8	100.7	-1.2	98.1	97.3	13.3	100.8	-0.3	
1990 3	100.3	102.2	-0.2	98.1	-2.5	114.5	113.3	29.0	101.1	-0.9	
1990 4	98.2	98.4	-5.4	99.8	0.1	104.1	102.3	14.0	101.8	-0.6	
1990 5	104.9	106.1	-2.9	98.9	2.4	104.4	102.5	8.9	101.9	-3.1	
1990 6	92.6	91.1	-15.5	101.7	3.1	105.8	102.8	17.8	102.9	-2.7	
1990 7	81.9	82.0	-22.1	99.9	4.7	86.0	84.5	3.8	101.8	-4.6	
1990 8	88.0	88.9	-5.2	99.0	0.1	88.4	90.8	-3.1	97.4	-9.2	
1990 9	89.9	87.7	-12.7	102.5	2.8	90.6	89.7	-4.7	101.0	-7.8	
1990 10	126.5	124.6	7.1	101.5	0.8	105.4	106.5	10.2	99.0	-6.7	
1990 11	103.6	102.3	2.6	101.3	1.0	95.5	98.1	-1.3	97.4	-4.0	
1990 12	110.4	112.7	5.3	98.0	-1.3	103.8	111.9	20.6	92.8	-10.2	
1991 1	124.1	121.2	8.1	102.4	3.3	100.3	106.9	11.6	93.8	-8.8	
1991 2	112.4	109.8	15.8	102.4	1.7	86.0	93.0	-4.4	92.5	-8.2	
1991 3	110.6	107.3	5.0	103.1	5.1	98.7	105.1	-7.2	93.9	-7.1	
1991 4	88.1	87.4	-11.2	100.8	1.0	109.4	108.4	6.0	100.9	-0.9	
1991 5	100.7	99.4	-6.3	101.3	2.4	114.7	116.1	13.3	98.8	-3.0	
1991 6	92.0	88.7	-2.6	103.7	2.0	110.1	110.0	7.0	100.1	-2.7	
1991 7	84.8	79.4	-3.2	106.8	6.9	117.5	114.6	35.6	102.5	0.7	
1991 8	84.2	79.6	-10.5	105.8	6.9	122.2	118.5	30.5	103.1	5.9	
1991 9	79.8	75.4	-14.0	105.9	3.3	128.9	126.5	41.0	101.9	0.9	
1991 10	95.4	89.2	-28.4	106.9	5.3	118.3	116.9	9.8	101.2	2.2	
1991 11	85.0	80.1	-21.7	106.1	4.7	123.3	123.3	25.7	100.0	2.7	
1991 12	82.6	78.1	-30.7	105.8	8.0	129.5	132.7	18.6	97.6	5.2	
1992 1	96.4	90.3	-25.5	106.8	4.3	128.8	132.4	23.9	97.3	3.7	
1992 2	76.4	70.2	-36.1	108.8	6.3	123.1	123.8	33.1	99.4	7.5	
1992 3	80.8	74.1	-30.9	109.0	5.7	140.6	140.5	33.7	100.1	6.6	
1992 4	78.3	73.7	-15.7	106.2	5.4	121.2	124.1	14.5	97.7	-3.2	
1992 5	78.1	74.0	-25.6	105.5	4.1	129.5	133.0	14.6	97.4	-1.4	
1992 6	67.2	63.3	-28.6	106.1	2.3	112.2	117.4	6.7	95.6	-4.5	
1992 7	58.4	55.4	-30.2	105.5	-1.2	127.2	140.2	22.3	90.7	-11.5	
1992 8	58.4	56.6	-28.9	103.1	-2.6	102.8	116.3	-1.9	88.4	-14.3	
1992 9	76.7	72.6	-3.7	105.6	-0.3	107.9	120.2	-5.0	89.8	-11.9	
1992 10	74.0	70.5	-21.0	104.9	-1.9	109.1	122.4	4.7	89.1	-12.0	
1992 11	72.8	69.6	-13.1	104.6	-1.4	116.0	124.9	1.3	92.9	-7.1	
1992 12	74.5	72.2	-7.6	103.2	-2.5	130.8	138.0	4.0	94.8	-2.9	
1993 1	61.8	56.4	-37.5	109.6	2.6	83.2	88.0	-33.5	94.5	-2.9	
1993 2	65.6	58.8	-16.2	111.6	2.6	95.0	99.4	-19.7	95.6	-3.8	
1993 3	55.3	50.9	-31.3	108.7	-0.3	105.9	114.7	-18.4	92.3	-7.8	
1993 4	61.7	56.8	-22.9	108.7	2.4	104.5	109.4	-11.8	95.5	-2.3	
1993 5	64.1	59.7	-19.3	107.4	1.8	89.7	95.1	-28.5	94.3	-3.2	
1993 6	73.1	68.3	7.9	107.1	0.9	81.9	88.5	-24.6	92.5	-3.2	
1993 7	57.0	56.9	2.7	100.1	-5.1	90.3	94.6	-32.5	95.5	5.3	
1993 8	55.3	54.0	-4.6	102.4	-0.7	89.0	92.7	-20.3	96.0	8.6	
1993 9	65.3	62.4	-14.0	104.7	-0.9	91.2	95.8	-20.3	95.2	6.0	
1993 10	66.1	62.5	-11.3	105.8	0.9	86.1	90.8	-25.8	94.8	6.4	
1993 11	68.9	64.3	-7.6	107.1	2.4	94.1	99.7	-20.2	94.4	1.6	
1993 12	79.2	74.2	2.8	106.7	3.4	108.8	110.7	-19.8	98.3	3.7	

SITC 32: KOHLE, KOKS UND
BRIKETTSSITC 32: COAL, COKE
AND BRIQUETTESCTCI 32: HOUILLES, COKES
ET BRIQUETTES

	Intra-EU Intra-EU Intra-UE					Extra-EU Extra-EU Extra-UE									
	VAL	VOL	VOL Δ%	UV	UV Δ%	VAL	VOL	VOL Δ%	UV	UV Δ%					
	Monatliche Indizes					Monthly Indices					Indices mensuels				
1990 1	119.4	114.9	2.0	103.9	5.6	110.4	110.6	-35.4	99.8	11.6					
1990 2	98.1	98.7	-1.3	99.4	0.9	107.7	108.4	-38.1	99.4	4.2					
1990 3	112.3	118.3	13.9	94.9	0.3	93.0	90.8	-62.8	102.4	7.6					
1990 4	100.0	101.7	-4.5	98.3	1.7	109.8	111.0	-31.2	98.9	4.7					
1990 5	108.9	112.5	-1.7	96.8	5.0	136.6	141.1	-24.7	96.8	6.8					
1990 6	87.4	87.3	-27.1	100.1	3.9	93.4	91.4	-49.2	102.2	8.7					
1990 7	90.9	91.7	-15.7	99.1	7.4	90.0	91.1	-53.4	98.8	9.5					
1990 8	81.0	85.3	-8.9	95.0	0.2	94.5	95.4	-52.8	99.1	6.2					
1990 9	98.5	97.6	-16.8	100.9	6.5	102.3	101.5	-39.4	100.8	5.8					
1990 10	105.4	101.8	-13.2	103.5	6.4	85.3	84.8	-41.5	100.6	7.6					
1990 11	99.4	94.3	-11.7	105.4	10.0	101.0	96.6	-36.2	104.6	9.6					
1990 12	97.9	94.9	-15.3	103.2	3.4	72.0	73.4	-40.5	98.1	-0.7					
1991 1	95.5	95.0	-17.3	100.5	-3.3	102.3	106.7	-3.5	95.9	-3.9					
1991 2	102.0	98.7	0.0	103.3	3.9	97.5	108.5	0.1	89.9	-9.6					
1991 3	96.2	96.9	-18.1	99.3	4.6	85.7	88.0	-3.1	97.4	-4.9					
1991 4	90.9	89.6	-11.9	101.5	3.3	103.3	109.7	-1.2	94.2	-4.8					
1991 5	94.0	90.7	-19.4	103.6	7.0	104.6	112.0	-20.6	93.4	-3.5					
1991 6	93.7	90.0	3.1	104.1	4.0	94.7	103.9	13.7	91.1	-10.9					
1991 7	90.5	84.6	-7.7	107.0	8.0	81.1	83.0	-8.9	97.7	-1.1					
1991 8	85.6	76.5	-10.3	111.9	17.8	94.7	92.4	-3.1	102.5	3.4					
1991 9	87.7	79.4	-18.6	110.5	9.5	96.0	93.1	-8.3	103.1	2.3					
1991 10	97.7	88.5	-13.1	110.4	6.7	93.9	93.6	10.4	100.3	-0.3					
1991 11	93.7	83.1	-11.9	112.7	6.9	80.5	75.7	-21.6	106.3	1.6					
1991 12	93.9	78.3	-17.5	119.9	16.2	79.9	76.9	4.8	103.9	5.9					
1992 1	94.0	78.9	-16.9	119.1	18.5	85.1	83.4	-21.8	102.0	6.4					
1992 2	79.4	66.0	-33.1	120.3	16.5	73.9	71.2	-34.4	103.8	15.5					
1992 3	75.6	62.4	-35.6	121.1	22.0	65.1	65.2	-25.9	99.8	2.5					
1992 4	89.4	75.5	-15.7	118.4	16.7	73.1	71.7	-34.6	101.9	8.2					
1992 5	74.1	60.7	-33.1	122.0	17.8	97.0	95.8	-14.5	101.3	8.5					
1992 6	70.6	60.0	-33.3	117.6	13.0	76.3	77.8	-25.1	98.1	7.7					
1992 7	63.5	54.9	-35.1	115.6	8.0	65.7	69.3	-16.5	94.8	-3.0					
1992 8	68.0	59.0	-22.9	115.2	2.9	65.4	66.3	-28.2	98.7	-3.7					
1992 9	84.1	69.0	-13.1	121.9	10.3	82.1	84.4	-9.3	97.3	-5.6					
1992 10	77.6	64.9	-26.7	119.6	8.3	70.1	70.5	-24.7	99.4	-0.9					
1992 11	75.3	64.5	-22.4	116.7	3.5	59.4	59.7	-21.1	99.5	-6.4					
1992 12	71.5	60.8	-22.3	117.6	-1.9	60.7	62.2	-19.1	97.6	-6.1					
1993 1	59.3	49.1	-37.8	120.8	1.4	57.1	60.2	-27.8	94.9	-7.0					
1993 2	51.9	43.8	-33.6	118.6	-1.4	66.3	68.5	-3.8	96.8	-6.7					
1993 3	55.3	46.4	-25.6	119.1	-1.7	75.0	78.9	21.0	95.0	-4.8					
1993 4	49.9	41.4	-45.2	120.6	1.9	90.5	91.5	27.6	98.9	-2.9					
1993 5	67.6	64.4	6.1	105.0	-13.9	77.2	78.8	-17.7	98.0	-3.3					
1993 6	62.0	56.9	-5.2	108.9	-7.4	69.9	71.8	-7.7	97.4	-0.7					
1993 7	47.2	43.5	-20.8	108.5	-6.1	57.2	58.2	-16.0	98.2	3.6					
1993 8	60.7	53.0	-10.2	114.5	-0.6	73.1	71.9	8.4	101.6	2.9					
1993 9	59.8	55.8	-19.1	107.2	-12.1	58.7	60.7	-28.1	96.7	-0.6					
1993 10	65.7	59.5	-8.3	110.4	-7.7	69.2	66.2	-6.1	104.5	5.1					
1993 11	62.1	56.6	-12.2	109.8	-5.9	67.5	63.5	6.4	106.3	6.8					
1993 12	60.8	56.0	-7.9	108.5	-7.7	58.6	57.8	-7.1	101.3	3.8					

EU Einfuhr
SITC 33: ERDOEL,
ERDOELERZEUGNISSE UND
VERWANDTE WAREN

EU Imports
SITC 33: PETROLEUM,
PETROLEUM PRODUCTS
AND RELATED
MATERIALS

Importations UE
CTCI 33: PETROLE,
PRODUITS DERIVES DU
PETROLE ET PRODUITS
CONNEXES

	Intra-EU Intra-EU Intra-UE					Extra-EU Extra-EU Extra-UE									
	VAL	VOL	VOL Δ%	UV	UV Δ%	VAL	VOL	VOL Δ%	UV	UV Δ%					
	Jährliche Indizes					Annual Indices					Indices annuels				
1989	85.7	95.0	:	90.2	:	88.0	95.5	:	92.1	:					
1990	100.0	100.0	5.3	100.0	10.9	100.0	100.0	4.7	100.0	8.6					
1991	101.0	105.2	5.2	96.0	-4.0	99.8	109.1	9.1	91.5	-8.5					
1992	91.1	107.7	2.4	84.6	-11.9	90.7	110.8	1.6	81.9	-10.5					
1993	85.0	102.2	-5.1	83.2	-1.7	85.8	107.0	-3.4	80.2	-2.1					
	Vierteljährliche Indizes					Quarterly Indices					Indices trimestriels				
1989 1	68.2	84.9	:	80.3	:	79.6	96.4	:	82.6	:					
1989 2	89.4	93.9	:	95.2	:	87.7	90.7	:	96.7	:					
1989 3	91.5	101.8	:	89.9	:	87.8	95.2	:	92.2	:					
1989 4	100.7	107.5	:	93.7	:	97.5	100.7	:	96.8	:					
1990 1	88.5	95.1	12.0	93.1	15.9	93.0	97.8	1.5	95.1	15.1					
1990 2	79.3	97.5	3.8	81.3	-14.6	79.8	102.7	13.2	77.7	-19.6					
1990 3	101.1	104.6	2.8	96.7	7.6	97.9	104.1	9.3	94.0	2.0					
1990 4	128.7	100.4	-6.6	128.2	36.8	130.4	96.4	-4.3	135.3	39.8					
1991 1	108.3	106.6	12.1	101.6	9.1	103.7	108.4	10.8	95.7	0.6					
1991 2	91.4	98.8	1.3	92.5	13.8	90.2	103.6	0.9	87.1	12.1					
1991 3	101.4	107.0	2.3	94.8	-2.0	99.5	109.9	5.6	90.5	-3.7					
1991 4	103.9	109.3	8.9	95.1	-25.8	103.7	112.2	16.4	92.4	-31.7					
1992 1	91.0	111.3	4.4	81.8	-19.5	88.1	112.6	3.9	78.2	-18.3					
1992 2	89.8	104.0	5.3	86.3	-6.7	91.6	108.4	4.6	84.5	-3.0					
1992 3	91.9	109.4	2.2	84.0	-11.4	91.0	111.9	1.8	81.3	-10.2					
1992 4	92.0	106.7	-2.4	86.2	-9.4	94.7	113.1	0.8	83.7	-9.4					
1993 1	78.8	92.0	-17.3	85.6	4.6	84.7	101.8	-9.6	83.2	6.4					
1993 2	80.3	93.9	-9.7	85.5	-0.9	86.6	103.3	-4.7	83.8	-0.8					
1993 3	86.7	103.5	-5.4	83.8	-0.2	87.6	110.0	-1.7	79.6	-2.1					
1993 4	90.2	114.2	7.0	79.0	-8.4	84.5	112.8	-0.3	74.9	-10.5					
	Monatliche Indizes					Monthly Indices					Indices mensuels				
1989 1	64.1	82.6	:	77.6	:	84.1	105.8	:	79.5	:					
1989 2	68.0	84.6	:	80.4	:	75.1	90.0	:	83.4	:					
1989 3	72.6	87.6	:	82.9	:	80.0	93.6	:	85.5	:					
1989 4	81.9	89.1	:	91.9	:	79.2	84.9	:	93.3	:					
1989 5	103.0	105.0	:	98.1	:	93.5	96.3	:	97.1	:					
1989 6	83.4	87.7	:	95.1	:	90.4	90.9	:	99.5	:					
1989 7	87.7	96.6	:	90.8	:	83.0	89.0	:	93.3	:					
1989 8	90.2	102.4	:	88.1	:	92.8	102.8	:	90.3	:					
1989 9	96.6	106.4	:	90.8	:	87.6	93.9	:	93.3	:					
1989 10	99.7	107.6	:	92.7	:	96.0	99.2	:	96.8	:					
1989 11	98.6	104.8	:	94.1	:	100.4	105.6	:	95.1	:					
1989 12	104.1	110.3	:	94.4	:	95.8	97.1	:	98.7	:					

EU Ausfuhr
SITC 33: ERDOEL,
ERDOELERZEUGNISSE UND
VERWANDTE WAREN

EU Exports
SITC 33: PETROLEUM,
PETROLEUM PRODUCTS
AND RELATED
MATERIALS

Exportations UE
CTCI 33: PETROLE,
PRODUITS DERIVES DU
PETROLE ET PRODUITS
CONNEXES

	Intra-EU Intra-EU Intra-UE					Extra-EU Extra-EU Extra-UE									
	VAL	VOL	VOL Δ%	UV	UV Δ%	VAL	VOL	VOL Δ%	UV	UV Δ%					
	Jährliche Indizes					Annual Indices					Indices annuels				
1989	89.8	100.0	:	89.8	:	84.3	92.3	:	91.3	:					
1990	100.0	100.0	0.0	100.0	11.4	100.0	100.0	8.3	100.0	9.5					
1991	100.1	102.2	2.2	97.9	-2.1	93.0	93.8	-6.2	99.2	-0.8					
1992	88.0	100.6	-1.6	87.5	-10.6	92.7	103.5	10.3	89.6	-9.7					
1993	91.9	105.0	4.4	87.5	0.0	137.8	151.9	46.8	90.7	1.2					
	Vierteljährliche Indizes					Quarterly Indices					Indices trimestriels				
1989 1	79.2	98.4	:	80.5	:	77.2	92.4	:	83.5	:					
1989 2	87.2	91.9	:	94.9	:	83.3	88.3	:	94.3	:					
1989 3	90.2	99.4	:	90.7	:	91.0	98.7	:	92.2	:					
1989 4	101.7	109.1	:	93.2	:	98.9	104.3	:	94.8	:					
1990 1	90.7	95.9	-2.5	94.6	17.5	93.2	98.0	6.1	95.1	13.9					
1990 2	81.1	96.3	4.8	84.2	-11.3	90.9	106.4	20.5	85.4	-9.4					
1990 3	93.6	99.7	0.3	93.9	3.5	94.3	95.5	-3.2	98.7	7.0					
1990 4	127.5	101.1	-7.3	126.1	35.3	112.9	91.4	-12.4	123.5	30.3					
1991 1	107.6	102.7	7.1	104.8	10.8	81.4	79.3	-19.1	102.7	8.0					
1991 2	91.5	96.8	0.5	94.5	12.2	86.9	89.8	-15.6	96.8	13.3					
1991 3	93.0	96.7	-3.0	96.2	2.4	104.4	105.3	10.3	99.1	0.4					
1991 4	102.2	106.7	5.5	95.8	-24.0	100.8	102.3	11.9	98.5	-20.2					
1992 1	88.1	104.0	1.3	84.7	-19.2	81.1	92.5	16.6	87.7	-14.6					
1992 2	87.1	99.1	2.4	87.9	-7.0	93.4	102.1	13.7	91.5	-5.5					
1992 3	90.2	102.5	6.0	88.0	-8.5	101.6	115.4	9.6	88.0	-11.2					
1992 4	91.9	102.8	-3.7	89.4	-6.7	106.0	116.2	13.6	91.2	-7.4					
1993 1	87.3	98.9	-4.9	88.3	4.3	117.8	126.8	37.1	92.9	5.9					
1993 2	85.4	94.1	-5.0	90.8	3.3	144.2	153.6	50.4	93.9	2.6					
1993 3	98.6	111.3	8.6	88.6	0.7	140.3	153.0	32.6	91.7	4.2					
1993 4	94.3	113.5	10.4	83.1	-7.0	147.4	172.6	48.5	85.4	-6.4					
	Monatliche Indizes					Monthly Indices					Indices mensuels				
1989 1	84.7	108.0	:	78.4	:	86.1	105.9	:	81.3	:					
1989 2	70.1	86.5	:	81.0	:	69.5	82.2	:	84.5	:					
1989 3	82.8	100.7	:	82.2	:	76.0	89.1	:	85.3	:					
1989 4	76.3	85.4	:	89.4	:	76.7	87.4	:	87.8	:					
1989 5	90.2	90.9	:	99.2	:	73.3	73.5	:	99.7	:					
1989 6	94.9	99.3	:	95.6	:	99.8	103.9	:	96.1	:					
1989 7	84.3	90.8	:	92.8	:	101.4	110.8	:	91.5	:					
1989 8	89.9	101.6	:	88.5	:	85.1	90.5	:	94.0	:					
1989 9	96.5	105.9	:	91.1	:	86.4	94.7	:	91.2	:					
1989 10	101.2	107.4	:	94.2	:	111.5	117.4	:	95.0	:					
1989 11	104.6	111.6	:	93.7	:	95.3	100.5	:	94.8	:					
1989 12	99.1	108.3	:	91.5	:	89.7	94.9	:	94.5	:					

EU Einfuhr
SITC 33: ERDOEL,
ERDOELERZEUGNISSE UND
VERWANDTE WAREN

EU Imports
SITC 33: PETROLEUM,
PETROLEUM PRODUCTS
AND RELATED
MATERIALS

Importations UE
CTCI 33: PETROLE,
PRODUITS DERIVES DU
PETROLE ET PRODUITS
CONNEXES

	Intra-EU Intra-EU Intra-UE					Extra-EU Extra-EU Extra-UE									
	VAL	VOL	VOL Δ%	UV	UV Δ%	VAL	VOL	VOL Δ%	UV	UV Δ%					
	Monatliche Indizes					Monthly Indices					Indices mensuels				
1990 1	99.7	102.7	24.3	97.1	25.1	104.3	105.7	-0.1	98.7	24.2					
1990 2	81.5	87.3	3.2	93.3	16.0	85.1	88.6	-1.6	96.0	15.1					
1990 3	84.4	95.4	8.9	88.5	6.8	89.5	99.1	5.9	90.3	5.6					
1990 4	84.0	99.1	11.2	84.8	-7.7	78.4	94.4	11.2	83.0	-11.0					
1990 5	81.1	99.9	-4.9	81.2	-17.2	86.9	111.9	16.2	77.7	-20.0					
1990 6	72.5	93.4	6.5	77.6	-18.4	74.1	101.9	12.1	72.7	-26.9					
1990 7	81.4	106.3	10.0	76.6	-15.6	83.4	115.8	30.1	72.0	-22.8					
1990 8	97.5	103.1	0.7	94.6	7.4	98.9	105.1	2.2	94.1	4.2					
1990 9	124.6	104.5	-1.8	119.2	31.3	111.1	91.3	-2.8	121.7	30.4					
1990 10	151.2	112.5	4.6	134.4	45.0	140.6	97.6	-1.6	144.1	48.9					
1990 11	124.0	95.1	-9.3	130.4	38.6	126.9	92.0	-12.9	137.9	45.0					
1990 12	110.6	93.4	-15.3	118.4	25.4	123.6	99.5	2.5	124.2	25.8					
1991 1	128.7	114.8	11.8	112.1	15.4	131.7	118.8	12.4	110.9	12.4					
1991 2	100.0	99.2	13.6	100.8	8.0	96.2	106.8	20.5	90.1	-6.1					
1991 3	96.2	105.8	10.9	90.9	2.7	83.3	99.6	0.5	83.6	-7.4					
1991 4	89.0	98.7	-0.4	90.2	6.4	86.7	100.6	6.6	86.2	3.9					
1991 5	98.2	104.5	4.6	94.0	15.8	90.4	101.9	-8.9	88.7	14.2					
1991 6	86.9	93.1	-0.3	93.3	20.2	93.7	108.3	6.3	86.5	19.0					
1991 7	101.5	107.6	1.2	94.3	23.1	103.6	116.9	0.9	88.6	23.1					
1991 8	102.1	108.2	4.9	94.4	-0.2	97.8	107.9	2.7	90.6	-3.7					
1991 9	100.6	105.2	0.7	95.6	-19.8	97.2	105.0	15.0	92.6	-23.9					
1991 10	110.4	113.5	0.9	97.3	-27.6	106.3	112.4	15.2	94.6	-34.4					
1991 11	97.5	98.7	3.8	98.8	-24.2	110.3	114.4	24.3	96.4	-30.1					
1991 12	103.7	115.6	23.8	89.7	-24.2	94.4	109.9	10.5	85.9	-30.8					
1992 1	98.0	119.8	4.4	81.8	-27.0	96.3	122.8	3.4	78.4	-29.3					
1992 2	90.9	111.1	12.0	81.8	-18.8	83.2	106.2	-0.6	78.3	-13.1					
1992 3	84.6	103.2	-2.5	82.0	-9.8	84.8	108.9	9.3	77.9	-6.8					
1992 4	91.7	109.7	11.1	83.6	-7.3	84.5	104.3	3.7	81.0	-6.0					
1992 5	86.8	99.6	-4.7	87.1	-7.3	90.6	106.7	4.7	84.9	-4.3					
1992 6	90.8	102.8	10.4	88.3	-5.4	99.7	114.2	5.4	87.3	0.9					
1992 7	100.0	114.6	6.5	87.3	-7.4	96.7	114.7	-1.9	84.3	-4.9					
1992 8	87.0	105.4	-2.6	82.5	-12.6	89.4	111.1	3.0	80.5	-11.1					
1992 9	89.0	108.3	2.9	82.2	-14.0	86.8	110.0	4.8	78.9	-14.8					
1992 10	87.8	103.0	-9.3	85.2	-12.4	94.9	115.9	3.1	81.9	-13.4					
1992 11	95.6	108.4	9.8	88.2	-10.7	90.5	105.6	-7.7	85.7	-11.1					
1992 12	92.6	108.5	-6.1	85.3	-4.9	98.6	117.9	7.3	83.6	-2.7					
1993 1	79.5	94.8	-20.9	83.9	2.6	85.5	105.5	-14.1	81.0	3.3					
1993 2	82.0	96.5	-13.1	85.0	3.9	78.9	95.8	-9.8	82.4	5.2					
1993 3	74.6	84.8	-17.8	88.0	7.3	89.6	103.9	-4.6	86.2	10.7					
1993 4	78.0	89.8	-18.1	86.9	3.9	90.7	106.4	2.0	85.2	5.2					
1993 5	76.8	89.2	-10.4	86.1	-1.1	84.9	100.9	-5.4	84.1	-0.9					
1993 6	86.1	102.8	0.0	83.8	-5.1	84.1	102.6	-10.2	82.0	-6.1					
1993 7	83.8	98.6	-14.0	85.0	-2.6	87.7	108.3	-5.6	81.0	-3.9					
1993 8	91.8	108.2	2.7	84.8	2.8	93.5	116.7	5.0	80.1	-0.5					
1993 9	84.6	103.7	-4.2	81.6	-0.7	81.5	104.9	-4.6	77.7	-1.5					
1993 10	89.0	109.2	6.0	81.5	-4.3	86.0	110.5	-4.7	77.8	-5.0					
1993 11	80.6	99.2	-8.5	81.2	-7.9	82.5	108.4	2.7	76.1	-11.2					
1993 12	101.2	134.2	23.7	75.4	-11.6	85.1	119.7	1.5	71.1	-15.0					

SITC 33: ERDOEL,
ERDOELERZEUGNISSE UND
VERWANDTE WAREN

SITC 33: PETROLEUM,
PETROLEUM PRODUCTS
AND RELATED
MATERIALS

CTCI 33: PETROLE,
PRODUITS DERIVES DU
PETROLE ET PRODUITS
CONNEXES

	Intra-EU Intra-EU Intra-UE					Extra-EU Extra-EU Extra-UE									
	VAL	VOL	VOL Δ%	UV	UV Δ%	VAL	VOL	VOL Δ%	UV	UV Δ%					
	Monatliche Indizes					Monthly Indices					Indices mensuels				
1990 1	106.6	109.4	1.3	97.4	24.2	102.7	103.8	-2.0	98.9	21.6					
1990 2	79.7	83.4	-3.6	95.6	18.0	87.3	90.5	10.1	96.5	14.2					
1990 3	86.2	95.1	-5.6	90.6	10.2	89.6	99.7	11.9	89.9	5.4					
1990 4	86.8	100.0	17.1	86.8	-2.9	81.4	92.1	5.4	88.4	0.7					
1990 5	78.1	92.0	1.2	84.9	-14.4	87.4	100.0	36.1	87.4	-12.3					
1990 6	78.2	96.9	-2.4	80.7	-15.6	103.8	127.0	22.2	81.7	-15.0					
1990 7	78.8	98.5	8.5	80.0	-13.8	90.6	110.3	-0.5	82.1	-10.3					
1990 8	94.8	105.8	4.1	89.6	1.2	85.7	87.3	-3.5	98.2	4.5					
1990 9	107.4	94.8	-10.5	113.3	24.4	106.4	88.8	-6.2	119.8	31.4					
1990 10	148.8	115.4	7.4	128.9	36.8	126.2	97.4	-17.0	129.6	36.4					
1990 11	114.0	87.3	-21.8	130.6	39.4	108.1	85.5	-14.9	126.4	33.3					
1990 12	119.7	100.6	-7.1	119.0	30.1	104.4	91.3	-3.8	114.4	21.1					
1991 1	118.7	105.6	-3.5	112.4	15.4	85.0	75.0	-27.7	113.3	14.6					
1991 2	101.3	96.9	16.2	104.5	9.3	75.9	77.2	-14.7	98.3	1.9					
1991 3	103.2	105.7	11.1	97.6	7.7	83.6	85.7	-14.0	97.5	8.5					
1991 4	90.5	98.1	-1.9	92.3	6.3	94.4	98.1	6.5	96.2	8.8					
1991 5	87.3	90.5	-1.6	96.5	13.7	80.3	81.8	-18.2	98.2	12.4					
1991 6	96.5	101.8	5.1	94.8	17.5	86.2	89.5	-29.5	96.3	17.9					
1991 7	96.3	100.5	2.0	95.8	19.8	110.8	111.6	1.2	99.3	21.0					
1991 8	87.9	91.9	-13.1	95.7	6.8	112.0	114.2	30.8	98.1	-0.1					
1991 9	94.9	97.7	3.1	97.1	-14.3	90.5	90.2	1.6	100.3	-16.3					
1991 10	100.9	105.0	-9.0	96.1	-25.4	106.4	106.3	9.1	100.1	-22.8					
1991 11	99.5	100.4	15.0	99.1	-24.1	99.5	98.1	14.7	101.4	-19.8					
1991 12	106.3	114.8	14.1	92.6	-22.2	96.3	102.3	12.0	94.1	-17.7					
1992 1	91.4	106.8	1.1	85.6	-23.8	86.3	97.8	30.4	88.2	-22.2					
1992 2	88.2	105.7	9.1	83.4	-20.2	74.5	84.4	9.3	88.3	-10.2					
1992 3	84.7	99.4	-6.0	85.2	-12.7	82.8	95.4	11.3	86.8	-11.0					
1992 4	87.9	101.5	3.5	86.6	-6.2	79.2	88.2	-10.1	89.8	-6.7					
1992 5	89.0	101.6	12.3	87.6	-9.2	89.9	97.2	18.8	92.5	-5.8					
1992 6	84.4	94.2	-7.5	89.6	-5.5	111.3	121.0	35.2	92.0	-4.5					
1992 7	88.4	98.6	-1.9	89.7	-6.4	109.7	120.1	7.6	91.3	-8.1					
1992 8	93.8	106.7	16.1	87.9	-8.2	97.8	113.1	-1.0	86.5	-11.8					
1992 9	88.2	102.1	4.5	86.4	-11.0	97.0	112.9	25.2	85.9	-14.4					
1992 10	91.2	104.3	-0.7	87.4	-9.1	113.1	126.8	19.3	89.2	-10.9					
1992 11	92.0	102.3	1.9	89.9	-9.3	94.6	102.9	4.9	91.9	-9.4					
1992 12	92.8	101.9	-11.2	91.1	-1.6	110.1	118.9	16.2	92.6	-1.6					
1993 1	90.0	102.3	-4.2	88.0	2.8	101.9	111.1	13.6	91.7	4.0					
1993 2	83.8	96.2	-9.0	87.1	4.4	124.0	136.0	61.1	91.2	3.3					
1993 3	88.3	98.2	-1.2	89.9	5.5	127.8	133.5	39.9	95.7	10.3					
1993 4	82.6	89.6	-11.7	92.2	6.5	134.4	142.7	61.8	94.2	4.9					
1993 5	89.3	97.7	-3.8	91.4	4.3	151.2	158.2	62.8	95.6	3.4					
1993 6	84.3	94.9	0.7	88.8	-0.9	147.3	159.9	32.1	92.1	0.1					
1993 7	92.0	102.6	4.1	89.7	0.0	141.8	150.9	25.6	94.0	3.0					
1993 8	109.2	122.6	14.9	89.1	1.4	139.2	151.8	34.2	91.7	6.0					
1993 9	94.4	108.6	6.4	86.9	0.6	140.0	156.3	38.4	89.6	4.3					
1993 10	94.0	110.5	5.9	85.1	-2.6	162.8	188.4	48.6	86.4	-3.1					
1993 11	92.8	107.9	5.5	86.0	-4.3	134.0	156.9	52.5	85.4	-7.1					
1993 12	96.0	122.1	19.8	78.6	-13.7	145.4	172.7	45.2	84.2	-9.1					

	Intra-EU Intra-EU Intra-UE					Extra-EU Extra-EU Extra-UE									
	VAL	VOL	VOL Δ%	UV	UV Δ%	VAL	VOL	VOL Δ%	UV	UV Δ%					
	Jährliche Indizes					Annual Indices					Indices annuels				
1989	83.9	98.1	:	85.5	:	81.8	90.7	:	90.2	:					
1990	100.0	100.0	1.9	100.0	17.0	100.0	100.0	10.3	100.0	10.9					
1991	127.4	107.4	7.4	118.6	18.6	114.7	99.5	-0.5	115.3	15.3					
1992	112.5	112.4	4.7	100.1	-15.6	94.7	102.6	3.1	92.3	-19.9					
1993	216.6	223.3	98.7	97.0	-3.1	147.7	163.7	59.6	90.2	-2.3					
	Vierteljährliche Indizes					Quarterly Indices					Indices trimestriels				
1989 1	90.1	116.3	:	77.5	:	86.1	104.1	:	82.7	:					
1989 2	78.6	93.8	:	83.8	:	87.0	97.9	:	88.9	:					
1989 3	61.9	71.1	:	87.1	:	69.1	74.0	:	93.4	:					
1989 4	106.3	112.8	:	94.2	:	86.7	88.7	:	97.7	:					
1990 1	112.2	115.6	-0.6	97.1	25.3	110.5	111.7	7.3	98.9	19.6					
1990 2	88.4	91.9	-2.0	96.2	14.8	91.0	90.7	-7.4	100.3	12.8					
1990 3	71.9	74.9	5.3	96.0	10.2	69.2	71.1	-3.9	97.3	4.2					
1990 4	130.8	121.0	7.3	108.1	14.8	111.2	108.3	22.1	102.7	5.1					
1991 1	169.2	132.2	14.4	128.0	31.8	143.6	120.3	7.7	119.4	20.7					
1991 2	109.4	90.3	-1.7	121.2	26.0	116.4	94.3	4.0	123.4	23.0					
1991 3	91.1	79.2	5.7	115.0	19.8	97.1	84.8	19.3	114.5	17.7					
1991 4	141.4	129.4	6.9	109.3	1.1	113.6	109.0	0.6	104.2	1.5					
1992 1	147.8	140.0	5.9	105.6	-17.5	112.2	113.3	-5.8	99.0	-17.1					
1992 2	87.7	89.1	-1.3	98.4	-18.8	91.9	101.8	8.0	90.3	-26.8					
1992 3	85.2	87.2	10.1	97.7	-15.0	82.8	94.3	11.2	87.8	-23.3					
1992 4	125.5	129.7	0.2	96.8	-11.4	94.7	103.7	-4.9	91.3	-12.4					
1993 1	266.1	264.8	89.1	100.5	-4.8	160.7	175.8	55.2	91.4	-7.7					
1993 2	181.2	188.4	111.4	96.2	-2.2	143.3	159.8	57.0	89.7	-0.7					
1993 3	131.5	133.8	53.4	98.3	0.6	127.5	140.7	49.2	90.6	3.2					
1993 4	283.0	301.1	132.2	94.0	-2.9	159.0	178.3	71.9	89.2	-2.3					
	Monatliche Indizes					Monthly Indices					Indices mensuels				
1989 1	95.5	125.2	:	76.3	:	84.5	105.3	:	80.2	:					
1989 2	89.1	114.1	:	78.1	:	92.0	110.0	:	83.6	:					
1989 3	86.1	109.8	:	78.4	:	81.8	96.9	:	84.4	:					
1989 4	82.4	100.7	:	81.8	:	83.0	93.3	:	89.0	:					
1989 5	80.5	94.7	:	85.0	:	87.9	100.8	:	87.2	:					
1989 6	73.0	86.1	:	84.8	:	90.1	99.5	:	90.6	:					
1989 7	53.8	63.5	:	84.7	:	67.5	72.3	:	93.4	:					
1989 8	62.7	73.3	:	85.6	:	70.9	77.7	:	91.2	:					
1989 9	69.3	76.4	:	90.7	:	68.8	72.0	:	95.6	:					
1989 10	91.9	98.5	:	93.3	:	72.0	73.7	:	97.7	:					
1989 11	101.2	108.3	:	93.4	:	94.8	97.1	:	97.6	:					
1989 12	125.7	131.5	:	95.6	:	93.1	95.3	:	97.7	:					

	Intra-EU Intra-EU Intra-UE					Extra-EU Extra-EU Extra-UE									
	VAL	VOL	VOL Δ%	UV	UV Δ%	VAL	VOL	VOL Δ%	UV	UV Δ%					
	Jährliche Indizes					Annual Indices					Indices annuels				
1989	82.6	100.5	:	82.2	:	71.2	79.8	:	89.2	:					
1990	100.0	100.0	-0.5	100.0	21.7	100.0	100.0	25.3	100.0	12.1					
1991	129.5	112.1	12.1	115.5	15.5	148.2	114.0	14.0	130.0	30.0					
1992	115.3	114.0	1.7	101.1	-12.5	139.6	110.3	-3.2	126.6	-2.6					
1993	122.4	124.3	9.0	98.5	-2.6	305.0	251.2	127.7	121.4	-4.1					
	Vierteljährliche Indizes					Quarterly Indices					Indices trimestriels				
1989 1	93.2	131.2	:	71.0	:	72.7	83.3	:	87.3	:					
1989 2	65.4	78.9	:	82.9	:	61.2	73.0	:	83.8	:					
1989 3	55.4	58.8	:	94.2	:	76.3	85.8	:	88.9	:					
1989 4	115.6	132.1	:	87.5	:	79.7	82.9	:	96.2	:					
1990 1	124.2	126.7	-3.4	98.0	38.0	105.0	95.9	15.1	109.5	25.4					
1990 2	68.0	64.1	-18.8	106.1	28.0	97.8	108.3	48.4	90.3	7.8					
1990 3	65.7	67.3	14.5	97.6	3.6	84.8	99.7	16.2	85.1	-4.3					
1990 4	142.1	141.8	7.3	100.2	14.5	110.1	93.8 *	13.1	117.4 *	22.0					
1991 1	174.2	146.0	15.2	119.3	21.7	162.1	103.5 *	7.9	156.6 *	43.0					
1991 2	105.9	82.9	29.3	127.8	20.5	151.9	122.5	13.1	124.0	37.3					
1991 3	72.8	59.3	-11.9	122.7	25.7	142.5	124.8	25.2	114.2	34.2					
1991 4	164.9	159.9	12.8	103.1	2.9	148.0	114.0	21.5	129.8	10.6					
1992 1	157.8	156.5	7.2	100.8	-15.5	172.0	137.2 *	32.6	125.4 *	-19.9					
1992 2	90.1	86.4	4.2	104.3	-18.4	141.7	113.9	-7.0	124.4	0.3					
1992 3	70.0	63.8	7.6	109.7	-10.6	115.5	92.8	-25.6	124.5	9.0					
1992 4	149.7	155.5	-2.8	96.3	-6.6	131.2	98.6 *	-13.5	133.1 *	2.5					
1993 1	154.3	162.4	3.8	95.0	-5.8	397.8	324.2	136.3	122.7	-2.2					
1993 2	94.0	87.4	1.2	107.6	3.2	208.8	169.6	48.9	123.1	-1.0					
1993 3	79.9	73.4	15.0	108.8	-0.8	257.4	207.1 *	123.2	124.3 *	-0.2					
1993 4	161.2	173.5	11.6	92.9	-3.5	356.0	303.5	207.8	117.3	-11.9					
	Monatliche Indizes					Monthly Indices					Indices mensuels				
1989 1	98.4	140.4	:	70.1	:	81.4	89.2	:	91.3	:					
1989 2	92.7	131.5	:	70.5	:	62.8	74.0	:	84.8	:					
1989 3	88.4	121.7	:	72.6	:	74.0	86.8	:	85.3	:					
1989 4	85.2	111.4	:	76.5	:	64.5	72.5	:	88.9	:					
1989 5	63.6	74.4	:	85.5	:	52.2	65.8	:	79.3	:					
1989 6	47.6	51.0	:	93.4	:	66.7	80.6	:	82.8	:					
1989 7	53.7	55.7	:	96.4	:	78.0	93.4 *	:	83.5 *	:					
1989 8	52.8	54.3	:	97.2	:	76.6	81.9	:	93.5	:					
1989 9	59.7	66.5	:	89.8	:	74.1	82.0	:	90.4	:					
1989 10	85.2	96.6	:	88.2	:	71.5	78.7	:	90.9	:					
1989 11	123.4	141.3	:	87.3	:	91.9	93.7	:	98.1	:					
1989 12	138.3	158.4	:	87.3	:	75.9	76.2	:	99.6	:					

	Intra-EU Intra-EU Intra-UE					Extra-EU Extra-EU Extra-UE									
	VAL	VOL	VOL Δ%	UV	UV Δ%	VAL	VOL	VOL Δ%	UV	UV Δ%					
	Monatliche Indizes					Monthly Indices					Indices mensuels				
1990 1	130.8	134.6	7.5	97.2	27.4	114.9	115.5	9.7	99.5	24.1					
1990 2	109.6	111.3	-2.5	98.5	26.1	112.4	114.0	3.6	98.6	17.9					
1990 3	96.5	101.0	-8.0	95.5	21.8	103.9	105.6	9.0	98.4	16.6					
1990 4	124.8	126.6	25.7	98.6	20.5	106.3	106.8	14.5	99.5	11.8					
1990 5	76.2	80.5	-15.0	94.6	11.3	71.9	71.8	-28.8	100.1	14.8					
1990 6	64.2	68.5	-20.4	93.7	10.5	94.7	93.6	-5.9	101.2	11.7					
1990 7	60.7	66.1	4.1	91.9	8.5	66.6	67.2	-7.1	99.1	6.1					
1990 8	69.3	73.8	0.7	93.9	9.7	72.4	78.1	0.5	92.7	1.6					
1990 9	85.7	84.8	11.0	101.1	11.5	68.6	68.0	-5.6	100.9	5.5					
1990 10	109.3	99.5	1.0	109.8	17.7	95.3	92.7	25.8	102.8	5.2					
1990 11	136.1	127.0	17.3	107.2	14.8	123.3	122.0	25.6	101.1	3.6					
1990 12	147.1	136.5	3.8	107.8	12.8	115.3	110.3	15.7	104.5	7.0					
1991 1	175.1	142.1	5.6	123.2	26.7	149.7	135.2	17.1	110.7	11.3					
1991 2	181.3	138.6	24.5	130.8	32.8	143.0	118.0	3.5	121.2	22.9					
1991 3	151.5	116.0	14.9	130.6	36.8	138.4	107.7	2.0	128.5	30.6					
1991 4	118.2	93.9	-25.8	125.9	27.7	128.1	101.1	-5.3	126.7	27.3					
1991 5	110.6	94.5	17.4	117.0	23.7	107.8	89.7	24.9	120.2	20.1					
1991 6	99.4	82.4	20.3	120.6	28.7	113.1	92.1	-1.6	122.8	21.3					
1991 7	98.6	84.6	28.0	116.5	26.8	100.4	82.7	23.1	121.4	22.5					
1991 8	86.4	75.9	2.8	113.8	21.2	101.3	89.5	14.6	113.2	22.1					
1991 9	88.2	77.0	-9.2	114.5	13.3	89.4	82.2	20.9	108.8	7.8					
1991 10	119.6	111.6	12.2	107.2	-2.4	97.1	92.5	-0.2	105.0	2.1					
1991 11	142.3	128.9	1.5	110.4	3.0	120.9	116.7	-4.3	103.6	2.5					
1991 12	162.2	147.7	8.2	109.8	1.9	122.8	117.7	6.7	104.3	-0.2					
1992 1	164.7	145.5	2.4	113.2	-8.1	121.8	110.7	-18.1	110.0	-0.6					
1992 2	146.7	139.7	0.8	105.0	-19.7	107.4	108.0	-8.5	99.4	-18.0					
1992 3	132.1	134.7	16.1	98.1	-24.9	107.5	121.3	12.6	88.6	-31.1					
1992 4	92.2	97.2	3.5	94.9	-24.6	100.1	110.2	9.0	90.8	-28.3					
1992 5	78.3	79.1	-16.3	99.0	-15.4	96.0	104.1	16.1	92.2	-23.3					
1992 6	92.2	90.8	10.2	101.5	-15.8	79.9	91.2	-1.0	87.6	-28.7					
1992 7	87.4	90.9	7.4	96.2	-17.4	84.7	95.6	15.6	88.6	-27.0					
1992 8	78.2	79.5	4.7	98.4	-13.5	77.8	89.0	-0.6	87.4	-22.8					
1992 9	89.9	91.2	18.4	98.6	-13.9	85.7	98.2	19.5	87.3	-19.8					
1992 10	117.0	119.3	6.9	98.1	-8.5	89.0	99.0	7.0	89.9	-14.4					
1992 11	121.1	124.2	-3.6	97.5	-11.7	90.3	97.9	-16.1	92.2	-11.0					
1992 12	138.4	145.5	-1.5	95.1	-13.4	104.8	114.4	-2.8	91.6	-12.2					
1993 1	228.4	225.7	55.1	101.2	-10.6	155.5	173.0	56.3	89.9	-18.3					
1993 2	326.7	325.7	133.1	100.3	-4.5	157.1	170.8	58.1	92.0	-7.4					
1993 3	243.1	243.1	80.5	100.0	1.9	169.5	183.4	51.2	92.4	4.3					
1993 4	251.2	257.1	164.5	97.7	3.0	144.3	161.2	46.3	89.5	-1.4					
1993 5	162.3	170.1	115.0	95.4	-3.6	148.5	168.6	62.0	88.1	-4.4					
1993 6	130.1	138.0	52.0	94.3	-7.1	137.2	149.6	64.0	91.7	4.7					
1993 7	117.2	115.9	27.5	101.1	5.1	118.5	131.5	37.6	90.1	1.7					
1993 8	126.1	126.6	59.2	99.6	1.2	121.5	134.1	50.7	90.6	3.7					
1993 9	151.2	158.8	74.1	95.2	-3.4	142.1	156.3	59.2	90.9	4.1					
1993 10	229.6	252.6	111.7	90.9	-7.3	146.6	165.7	67.4	88.5	-1.6					
1993 11	288.9	310.6	150.1	93.0	-4.6	167.9	190.2	94.3	88.3	-4.2					
1993 12	331.2	340.0	133.7	97.4	2.4	162.4	179.1	56.6	90.7	-1.0					

	Intra-EU Intra-EU Intra-UE					Extra-EU Extra-EU Extra-UE									
	VAL	VOL	VOL Δ%	UV	UV Δ%	VAL	VOL	VOL Δ%	UV	UV Δ%					
	Monatliche Indizes					Monthly Indices					Indices mensuels				
1990 1	156.8	164.4	17.1	95.4	36.1	101.8	92.5	3.7	110.0	20.5					
1990 2	112.7	113.3	-13.8	99.5	41.1	86.3	81.4	10.0	106.0	25.0					
1990 3	102.9	102.3	-15.9	100.6	38.6	127.0	113.7	31.0	111.7	30.9					
1990 4	84.2	81.4	-26.9	103.4	35.2	92.0	91.5	26.2	100.5	13.0					
1990 5	61.3	56.4	-24.2	108.6	27.0	97.5	109.6	66.6	89.0	12.2					
1990 6	58.5	54.4	6.7	107.6	15.2	103.7	123.7	53.5	83.8	1.2					
1990 7	55.3	54.7	-1.8	101.1	4.9	101.7	125.2	34.0	81.2	-2.8					
1990 8	56.1	56.4	3.9	99.5	2.4	65.8	75.6 *	-7.7	87.1 *	-6.8					
1990 9	85.7	90.8	36.5	94.4	5.1	87.0	98.4	20.0	88.4	-2.2					
1990 10	106.9	108.4	12.2	98.6	11.8	83.6	77.0 *	-2.2	108.6 *	19.5					
1990 11	147.3	148.8	5.3	99.0	13.4	125.7	110.3 *	17.7	114.0 *	16.2					
1990 12	172.1	168.4	6.3	102.2	17.1	121.0	93.8 *	23.1	129.0 *	29.5					
1991 1	182.9	163.2	-0.7	112.1	17.5	125.4	81.1 *	-12.3	154.6 *	40.5					
1991 2	201.3	167.2	47.6	120.4	21.0	149.1	96.0 *	17.9	155.3 *	46.5					
1991 3	138.1	107.6	5.2	128.3	27.5	211.8	133.2	17.2	159.0	42.3					
1991 4	116.5	90.2	10.8	129.2	25.0	190.8	144.1 *	57.5	132.4 *	31.7					
1991 5	106.6	83.7	48.4	127.3	17.2	105.7	97.1	-11.4	108.9	22.4					
1991 6	94.8	74.8	37.5	126.8	17.8	158.9	126.2	2.0	125.9	50.2					
1991 7	78.6	63.0	15.2	124.7	23.3	132.3	106.6	-14.9	124.1	52.8					
1991 8	73.8	61.2	8.5	120.6	21.2	176.8	152.7	102.0	115.8	33.0					
1991 9	65.9	53.7	-40.9	122.7	30.0	118.6	114.9	16.8	103.2	16.7					
1991 10	126.4	118.8	9.6	106.4	7.9	164.6	136.8	77.7	120.3	10.8					
1991 11	172.2	167.5	12.6	102.8	3.8	107.9	83.2	-24.6	129.7	13.8					
1991 12	195.6	193.3	14.8	101.2	-1.0	171.6	122.1	30.2	140.5	8.9					
1992 1	178.3	173.6	6.4	102.7	-8.4	193.9	149.5	84.3	129.7	-16.1					
1992 2	158.2	157.4	-5.9	100.5	-16.5	180.6	148.3	54.5	121.8	-21.6					
1992 3	136.9	138.7	28.9	98.7	-23.1	141.4	113.6 *	-14.7	124.5 *	-21.7					
1992 4	107.0	107.2	18.8	99.8	-22.8	165.0	112.8 *	-21.7	146.3 *	10.5					
1992 5	89.0	85.3	1.9	104.3	-18.1	121.1	104.8	7.9	115.6	6.2					
1992 6	74.3	66.8	-10.7	111.3	-12.2	138.9	123.0	-2.5	112.9	-10.3					
1992 7	69.9	62.2	-1.3	112.4	-9.9	131.6	107.8	1.1	122.1	-1.6					
1992 8	64.4	57.8	-5.6	111.5	-7.5	94.9	79.4	-48.0	119.5	3.2					
1992 9	75.9	71.6	33.3	106.0	-13.6	119.9	90.9	-20.9	131.9	27.8					
1992 10	153.1	151.3	27.4	101.2	-4.9	112.4	83.9 *	-38.7	134.0 *	11.4					
1992 11	144.0	154.3	-7.9	93.3	-9.2	141.4	93.7 *	12.6	150.9 *	16.3					
1992 12	151.9	160.6	-16.9	94.6	-6.5	140.1	118.0	-3.4	118.7	-15.5					
1993 1	158.2	169.4	-2.4	93.4	-9.1	390.1	325.6	117.8	119.8	-7.6					
1993 2	162.6	174.7	11.0	93.1	-7.4	420.8	339.6	129.0	123.9	1.7					
1993 3	142.2	143.1	3.2	99.4	0.7	383.0	307.4	170.6	124.6	0.1					
1993 4	118.3	116.3	8.5	101.7	1.9	259.8	209.0	85.3	124.3	-15.0					
1993 5	90.4	83.5	-2.1	108.3	3.8	182.1	155.1	48.0	117.4	1.6					
1993 6	73.5	62.5	-6.4	117.6	5.7	184.5	144.8 *	17.7	127.4 *	12.8					
1993 7	71.6	61.3	-1.4	116.8	3.9	257.4	202.7 *	88.0	127.0 *	4.0					
1993 8	67.7	58.1	0.5	116.5	4.5	274.3	214.3 *	169.9	128.0 *	7.1					
1993 9	100.3	100.8	40.8	99.5	-6.1	240.5	204.2 *	124.6	117.8 *	-10.7					
1993 10	130.9	136.1	-10.0	96.2	-4.9	306.1	266.9	218.1	114.7	-14.4					
1993 11	175.2	189.8	23.0	92.3	-1.1	338.3	301.8 *	222.1	112.1 *	-25.7					
1993 12	177.7	194.6	21.2	91.3	-3.5	423.4	341.2	189.2	124.1	4.5					

	Intra-EU Intra-EU Intra-UE					Extra-EU Extra-EU Extra-UE									
	VAL	VOL	VOL Δ%	UV	UV Δ%	VAL	VOL	VOL Δ%	UV	UV Δ%					
	Jährliche Indizes					Annual Indices					Indices annuels				
1989	107.9	92.5	:	116.7	:	135.5	115.3	:	117.5	:					
1990	100.0	100.0	8.1	100.0	-14.3	100.0	100.0	-13.3	100.0	-14.9					
1991	103.2	102.4	2.4	100.8	0.8	94.0	85.5	-14.5	109.9	9.9					
1992	108.2	94.9	-7.3	114.0	13.1	106.3	91.8	7.4	115.8	5.4					
1993	98.4	86.5	-8.9	113.8	-0.2	107.0	82.7	-9.9	129.4	11.7					
	Vierteljährliche Indizes					Quarterly Indices					Indices trimestriels				
1989 1	100.4	85.0	:	118.1	:	158.1	127.4	:	124.1	:					
1989 2	104.6	94.1	:	111.2	:	132.9	110.6	:	120.2	:					
1989 3	106.7	90.8	:	117.5	:	137.1	119.1	:	115.1	:					
1989 4	121.2	100.9	:	120.1	:	122.9	111.7	:	110.0	:					
1990 1	103.6	93.9	10.5	110.3	-6.6	119.5	112.0	-12.1	106.7	-14.0					
1990 2	102.2	99.6	5.8	102.6	-7.7	103.4	102.0	-7.8	101.4	-15.6					
1990 3	90.1	94.1	3.6	95.8	-18.5	88.4	90.7	-23.8	97.5	-15.3					
1990 4	104.2	112.5	11.5	92.6	-22.9	88.9	95.5	-14.5	93.1	-15.4					
1991 1	103.9	108.2	15.2	96.0	-13.0	83.3	79.3	-29.2	105.1	-1.5					
1991 2	100.8	101.1	1.5	99.7	-2.8	94.0	82.9	-18.7	113.4	11.8					
1991 3	99.5	99.9	6.2	99.6	4.0	94.6	87.1	-4.0	108.6	11.4					
1991 4	108.5	100.4	-10.8	108.1	16.7	103.4	92.2	-3.5	112.2	20.5					
1992 1	114.8	97.1	-10.3	118.2	23.1	119.7	104.0	31.1	115.1	9.5					
1992 2	104.0	90.0	-11.0	115.6	15.9	113.0	98.1	18.3	115.2	1.6					
1992 3	103.3	94.5	-5.4	109.3	9.7	98.8	88.0	1.0	112.3	3.4					
1992 4	112.5	99.5	-0.9	113.1	4.6	107.3	88.7	-3.8	121.0	7.8					
1993 1	91.6	81.2	-16.4	112.8	-4.6	112.3	85.3	-18.0	131.7	14.4					
1993 2	95.5	86.6	-3.8	110.3	-4.6	86.7	67.7	-31.0	128.0	11.1					
1993 3	94.1	84.9	-10.2	110.8	1.4	120.1	94.7	7.6	126.8	12.9					
1993 4	109.4	90.5	-9.0	120.9	6.9	109.6	83.5	-5.9	131.2	8.4					
	Monatliche Indizes					Monthly Indices					Indices mensuels				
1989 1	105.5	86.8	:	121.6	:	190.2	154.1	:	123.4	:					
1989 2	93.4	78.2	:	119.5	:	135.0	108.1	:	124.9	:					
1989 3	102.3	90.1	:	113.5	:	149.0	119.9	:	124.3	:					
1989 4	103.9	92.9	:	111.8	:	107.3	85.0	:	126.2	:					
1989 5	102.8	92.7	:	110.9	:	131.7	111.1	:	118.5	:					
1989 6	107.3	96.6	:	111.1	:	160.1	135.7	:	118.0	:					
1989 7	101.8	87.9	:	115.8	:	135.1	111.9	:	120.7	:					
1989 8	104.6	89.8	:	116.5	:	139.7	121.3	:	115.2	:					
1989 9	113.4	94.6	:	119.9	:	136.6	124.2	:	110.0	:					
1989 10	128.5	106.5	:	120.7	:	155.1	143.1	:	108.4	:					
1989 11	129.9	106.6	:	121.9	:	118.8	106.8	:	111.2	:					
1989 12	105.0	89.6	:	117.2	:	94.7	85.2	:	111.1	:					

	Intra-EU Intra-EU Intra-UE					Extra-EU Extra-EU Extra-UE									
	VAL	VOL	VOL Δ%	UV	UV Δ%	VAL	VOL	VOL Δ%	UV	UV Δ%					
	Jährliche Indizes					Annual Indices					Indices annuels				
1989	106.9	91.4	:	117.0	:	102.9	103.5	:	99.4	:					
1990	100.0	100.0	9.4	100.0	-14.5	100.0	100.0	-3.4	100.0	0.6					
1991	99.6	99.8	-0.2	99.8	-0.2	99.7	89.0	-11.0	112.0	12.0					
1992	105.2	91.6	-8.2	114.9	15.1	103.9	88.0	-1.1	118.1	5.4					
1993	95.4	85.6	-6.6	111.5	-3.0	97.7	83.0	-5.7	117.7	-0.3					
	Vierteljährliche Indizes					Quarterly Indices					Indices trimestriels				
1989 1	99.0	84.1	:	117.7	:	122.8	120.5 *	:	101.9 *	:					
1989 2	103.9	93.2	:	111.5	:	94.5	95.1	:	99.4	:					
1989 3	106.4	89.8	:	118.5	:	112.7	116.4	:	96.8	:					
1989 4	118.7	98.6	:	120.4	:	89.7	90.1 *	:	99.6 *	:					
1990 1	106.9	96.1	14.3	111.2	-5.5	103.5	99.4	-17.5	104.1	2.2					
1990 2	100.8	99.0	6.2	101.8	-8.7	106.4	104.7	10.1	101.6	2.2					
1990 3	90.4	93.7	4.3	96.5	-18.6	102.7	107.3	-7.8	95.7	-1.1					
1990 4	101.3	110.6	12.2	91.6	-23.9	86.1	87.2	-3.2	98.7	-0.9					
1991 1	98.4	103.4	7.6	95.2	-14.4	97.6	93.8	-5.6	104.1	0.0					
1991 2	96.0	97.3	-1.7	98.7	-3.0	94.2	81.6	-22.1	115.5	13.7					
1991 3	98.2	99.6	6.3	98.6	2.2	104.7	91.8	-14.4	114.0	19.1					
1991 4	105.2	98.3	-11.1	107.0	16.8	103.0	89.6	2.8	114.9	16.4					
1992 1	113.1	96.5	-6.7	117.2	23.1	120.6	100.9	7.6	119.5	14.8					
1992 2	107.8	93.5	-3.9	115.3	16.8	109.2	93.2	14.2	117.2	1.5					
1992 3	99.6	89.5	-10.1	111.3	12.9	96.4	84.2	-8.3	114.5	0.4					
1992 4	107.8	93.2	-5.2	115.7	8.1	106.7	88.3	-1.5	120.8	5.1					
1993 1	93.2	84.9	-12.0	109.8	-6.3	92.8	80.2	-20.5	115.7	-3.2					
1993 2	94.4	87.2	-6.7	108.2	-6.2	75.4	68.1	-26.9	110.7	-5.5					
1993 3	86.2	80.4	-10.2	107.2	-3.7	95.0	77.9	-7.5	121.9	6.5					
1993 4	107.6	89.6	-3.9	120.1	3.8	128.2	106.3	20.4	120.6	-0.2					
	Monatliche Indizes					Monthly Indices					Indices mensuels				
1989 1	104.1	86.9	:	119.8	:	132.8	127.9	:	103.8	:					
1989 2	89.4	75.6	:	118.2	:	110.3	108.1 *	:	102.0 *	:					
1989 3	103.6	89.9	:	115.2	:	125.2	125.3 *	:	99.9 *	:					
1989 4	99.9	89.9	:	111.1	:	99.4	98.3	:	101.1	:					
1989 5	102.8	92.5	:	111.1	:	82.6	81.3	:	101.6	:					
1989 6	109.1	97.3	:	112.1	:	101.7	105.8 *	:	96.1 *	:					
1989 7	97.9	84.3	:	116.1	:	120.7	121.3	:	99.5	:					
1989 8	102.9	86.8	:	118.6	:	99.4	105.9 *	:	93.9 *	:					
1989 9	118.6	98.4	:	120.5	:	117.8	121.8	:	96.7	:					
1989 10	125.9	103.9	:	121.2	:	100.3	104.3 *	:	96.2 *	:					
1989 11	129.3	106.4	:	121.5	:	82.0	80.2 *	:	102.2 *	:					
1989 12	100.9	85.4	:	118.1	:	87.0	85.9	:	101.3	:					

	Intra-EU Intra-EU Intra-UE					Extra-EU Extra-EU Extra-UE				
	VAL	VOL	VOL Δ%	UV	UV Δ%	VAL	VOL	VOL Δ%	UV	UV Δ%
	Monatliche Indizes			Monthly Indices			Indices mensuels			
1990 1	111.1	96.4	11.1	115.2	-5.3	159.2	146.2	-5.1	108.9	-11.8
1990 2	95.2	85.8	9.7	110.9	-7.2	107.8	99.7	-7.8	108.1	-13.5
1990 3	104.6	99.6	10.5	105.0	-7.5	91.4	90.0	-24.9	101.5	-18.3
1990 4	96.1	92.1	-0.9	104.3	-6.7	99.0	95.7	12.6	103.5	-18.0
1990 5	106.9	104.6	12.8	102.2	-7.8	125.1	122.5	10.3	102.1	-13.8
1990 6	103.8	102.3	5.9	101.5	-8.6	85.8	87.6	-35.4	97.9	-17.0
1990 7	92.2	92.3	5.0	99.9	-13.7	93.3	91.1	-18.6	102.4	-15.2
1990 8	85.1	89.4	-0.4	95.2	-18.3	73.3	76.0	-37.3	96.4	-16.3
1990 9	93.3	100.6	6.3	92.7	-22.7	98.6	104.9	-15.5	94.0	-14.5
1990 10	105.8	114.0	7.0	92.8	-23.1	109.1	113.5	-20.7	96.1	-11.3
1990 11	109.4	120.5	13.0	90.8	-25.5	77.2	84.4	-21.0	91.5	-17.7
1990 12	97.2	103.0	15.0	94.4	-19.5	80.7	88.7	4.1	91.0	-18.1
1991 1	108.7	113.1	17.3	96.1	-16.6	116.5	113.2	-22.6	102.9	-5.5
1991 2	98.5	102.5	19.5	96.1	-13.3	50.0	47.0	-52.9	106.3	-1.7
1991 3	104.3	109.0	9.4	95.7	-8.9	83.8	77.7	-13.7	107.8	6.2
1991 4	102.8	104.9	13.9	98.0	-6.0	72.9	63.1	-34.1	115.5	11.6
1991 5	100.2	100.1	-4.3	100.1	-2.1	97.8	89.4	-27.0	109.4	7.1
1991 6	99.6	98.5	-3.7	101.1	-0.4	111.5	96.2	9.8	115.9	18.4
1991 7	101.9	102.1	10.6	99.8	-0.1	94.9	83.8	-8.0	113.3	10.6
1991 8	90.6	92.2	3.1	98.3	3.3	87.3	79.7	4.9	109.5	13.6
1991 9	105.9	105.4	4.8	100.5	8.4	101.5	97.7	-6.9	103.9	10.5
1991 10	113.3	110.2	-3.3	102.8	10.8	113.8	103.1	-9.2	110.4	14.9
1991 11	114.4	105.8	-12.2	108.1	19.1	112.9	99.0	17.3	114.0	24.6
1991 12	97.9	85.1	-17.4	115.0	21.8	83.7	74.5	-16.0	112.3	23.4
1992 1	116.5	98.9	-12.6	117.8	22.6	135.0	117.8	4.1	114.6	11.4
1992 2	107.6	90.2	-12.0	119.3	24.1	100.7	88.1	87.4	114.3	7.5
1992 3	120.2	102.3	-6.1	117.5	22.8	123.5	106.1	36.6	116.4	8.0
1992 4	104.6	88.9	-15.3	117.7	20.1	99.1	87.2	38.2	113.7	-1.6
1992 5	100.9	87.4	-12.7	115.5	15.4	112.0	97.1	8.6	115.3	5.4
1992 6	106.3	93.6	-5.0	113.6	12.4	127.6	109.8	14.1	116.2	0.3
1992 7	116.0	105.4	3.2	110.1	10.3	127.3	110.9	32.3	114.8	1.3
1992 8	90.4	82.3	-10.7	109.9	11.8	76.5	68.3	-14.3	112.0	2.3
1992 9	103.4	95.8	-9.1	107.9	7.4	92.6	84.7	-13.3	109.3	5.2
1992 10	111.2	100.7	-8.6	110.4	7.4	117.2	99.4	-3.6	117.9	6.8
1992 11	119.7	105.3	-0.5	113.7	5.2	115.1	96.0	-3.0	119.9	5.2
1992 12	106.7	92.5	8.7	115.3	0.3	89.6	70.6	-5.2	126.9	13.0
1993 1	92.2	81.4	-17.7	113.3	-3.8	79.7	61.7	-47.6	129.1	12.7
1993 2	95.1	83.7	-7.2	113.6	-4.8	132.0	100.2	13.7	131.7	15.2
1993 3	87.6	78.6	-23.2	111.4	-5.2	125.2	93.9	-11.5	133.3	14.5
1993 4	97.1	89.6	0.8	108.4	-7.9	73.9	55.3	-36.6	133.6	17.5
1993 5	92.8	79.7	-8.8	116.4	0.8	72.8	58.4	-39.9	124.6	8.1
1993 6	96.8	90.6	-3.2	106.8	-6.0	113.0	89.2	-18.8	126.7	9.0
1993 7	93.3	87.2	-17.3	107.0	-2.8	119.4	97.8	-11.8	122.1	6.4
1993 8	89.0	81.0	-1.6	109.9	0.0	117.6	89.5	31.0	131.4	17.3
1993 9	99.9	86.5	-9.7	115.5	7.0	123.2	96.7	14.2	127.4	16.6
1993 10	107.5	91.1	-9.5	118.0	6.9	95.9	75.6	-23.9	126.8	7.5
1993 11	108.1	89.8	-14.7	120.4	5.9	133.4	99.7	3.9	133.8	11.6
1993 12	112.7	90.6	-2.1	124.4	7.9	99.4	75.1	6.4	132.4	4.3

SITC 41: TIERISCHE OELE
UND FETTESITC 41: ANIMAL OILS
AND FATSCTCI 41: HUILES ET
GRAISSES D'ORIGINE
ANIMALE

	Intra-EU Intra-EU Intra-UE					Extra-EU Extra-EU Extra-UE									
	VAL	VOL	VOL Δ%	UV	UV Δ%	VAL	VOL	VOL Δ%	UV	UV Δ%					
	Monatliche Indizes					Monthly Indices					Indices mensuels				
1990 1	113.8	97.3	12.0	117.0	-2.3	88.3	86.5	-32.4	102.1	-1.6					
1990 2	101.3	92.3	22.1	109.8	-7.1	86.1	79.3 *	-26.6	108.6 *	6.5					
1990 3	105.2	98.5	9.6	106.8	-7.3	135.9	132.1	5.4	102.9	3.0					
1990 4	93.0	90.6	0.8	102.7	-7.6	95.1	94.4	-4.0	100.7	-0.4					
1990 5	100.9	98.2	6.2	102.7	-7.6	95.2	90.3	11.1	105.4	3.7					
1990 6	108.7	108.4	11.4	100.3	-10.5	128.8	129.3	22.2	99.6	3.6					
1990 7	88.6	87.7	4.0	101.0	-13.0	118.5	125.9	3.8	94.1	-5.4					
1990 8	87.5	91.0	4.8	96.1	-19.0	90.4	98.0	-7.5	92.2	-1.8					
1990 9	95.3	102.4	4.1	93.1	-22.7	99.3	97.7	-19.8	101.6	5.1					
1990 10	108.4	118.1	13.7	91.8	-24.3	79.0	83.5	-19.9	94.6	-1.7					
1990 11	107.5	119.0	11.8	90.3	-25.7	103.1	105.6 *	31.7	97.6 *	-4.5					
1990 12	88.1	94.7	10.9	93.0	-21.3	76.1	72.3	-15.8	105.2	3.8					
1991 1	107.5	113.9	17.1	94.4	-19.3	80.5	80.6 *	-6.8	99.9 *	-2.2					
1991 2	93.2	97.2	5.3	95.9	-12.7	93.8	88.7	11.9	105.8	-2.6					
1991 3	94.5	99.2	0.7	95.3	-10.8	118.7	112.2	-15.1	105.8	2.8					
1991 4	95.1	97.6	7.7	97.4	-5.2	66.0	61.2	-35.2	107.9	7.1					
1991 5	100.2	101.3	3.2	98.9	-3.7	109.7	95.1	5.3	115.4	9.5					
1991 6	93.1	93.0	-14.2	100.1	-0.2	106.9	88.4	-31.6	120.9	21.4					
1991 7	104.4	106.3	21.2	98.2	-2.8	101.9	87.5	-30.5	116.5	23.8					
1991 8	89.2	90.9	-0.1	98.1	2.1	106.0	94.9 *	-3.2	111.7 *	21.1					
1991 9	101.2	101.6	-0.8	99.6	7.0	106.0	93.0	-4.8	114.0	12.2					
1991 10	108.5	105.5	-10.7	102.8	12.0	137.1	121.0	44.9	113.3	19.8					
1991 11	113.0	105.2	-11.6	107.4	18.9	98.6	82.1	-22.3	120.1	23.1					
1991 12	94.1	84.2	-11.1	111.7	20.1	73.1	65.4	-9.5	111.7	6.2					
1992 1	121.7	103.7	-9.0	117.4	24.4	114.4	94.5	17.2	121.1	21.2					
1992 2	103.5	89.1	-8.3	116.2	21.2	111.5	95.1	7.2	117.2	10.8					
1992 3	113.9	96.7	-2.5	117.8	23.6	135.8	113.1	0.8	120.1	13.5					
1992 4	108.0	91.8	-5.9	117.7	20.8	100.4	83.9	37.1	119.7	10.9					
1992 5	91.2	80.1	-20.9	113.8	15.1	119.7	97.6	2.6	122.6	6.2					
1992 6	124.4	108.8	17.0	114.3	14.2	107.6	97.9	10.7	109.9	-9.1					
1992 7	103.9	92.6	-12.9	112.2	14.3	115.2	99.8	14.1	115.4	-0.9					
1992 8	90.2	81.7	-10.1	110.4	12.5	83.8	73.5	-22.6	114.0	2.1					
1992 9	104.8	94.2	-7.3	111.2	11.6	90.3	79.3	-14.7	113.9	-0.1					
1992 10	114.7	99.4	-5.8	115.4	12.3	139.9	111.4	-7.9	125.6	10.9					
1992 11	107.9	93.0	-11.6	116.0	8.0	74.6	63.0	-23.3	118.4	-1.4					
1992 12	101.0	87.3	3.7	115.7	3.6	105.4	90.2	37.9	116.8	4.6					
1993 1	84.2	72.7	-29.9	115.8	-1.4	95.8	85.4	-9.6	112.2	-7.3					
1993 2	86.1	79.4	-10.9	108.4	-6.7	98.5	79.6	-16.3	123.7	5.5					
1993 3	109.4	102.5	6.0	106.7	-9.4	84.2	75.5	-33.2	111.5	-7.2					
1993 4	92.4	87.0	-5.2	106.2	-9.8	64.8	62.4	-25.6	103.8	-13.3					
1993 5	89.4	82.7	3.2	108.1	-5.0	68.7	61.5	-37.0	111.7	-8.9					
1993 6	101.3	92.0	-15.4	110.1	-3.7	92.9	80.4	-17.9	115.5	5.1					
1993 7	81.8	78.1	-15.7	104.8	-6.6	79.6	67.9	-32.0	117.2	1.6					
1993 8	82.4	77.2	-5.5	106.8	-3.3	65.9	55.3	-24.8	119.1	4.5					
1993 9	94.3	86.0	-8.7	109.7	-1.3	139.1	110.3	39.1	126.1	10.7					
1993 10	102.6	87.2	-12.3	117.7	2.0	107.4	84.9	-23.8	126.5	0.7					
1993 11	115.4	96.6	3.9	119.5	3.0	127.8	107.7	71.0	118.7	0.3					
1993 12	104.8	85.1	-2.5	123.2	6.5	149.3	126.2	39.9	118.3	1.3					

SITC 42: PFLANZLICHE
FETTE UND FETTE OELE,
ROH ODER RAFFINIERT

SITC 42: FIXED
VEGETABLE OILS AND
FATS, CRUDE, REFINED
OR FRACTIONATED

CTCI 42: GRAISSES ET
HUILES VEGET. FIXES,
BRUTES, RAFFIN. OU
FRACTIONNEES

	Intra-EU Intra-EU Intra-UE					Extra-EU Extra-EU Extra-UE									
	VAL	VOL	VOL Δ%	UV	UV Δ%	VAL	VOL	VOL Δ%	UV	UV Δ%					
	Jährliche Indizes					Annual Indices					Indices annuels				
1989	91.1	90.6	:	100.5	:	102.4	83.9	:	122.1	:					
1990	100.0	100.0	10.4	100.0	-0.5	100.0	100.0	19.2	100.0	-18.1					
1991	125.8	120.4	20.4	104.5	4.5	104.6	104.3	4.3	100.3	0.3					
1992	98.1	102.9	-14.5	95.3	-8.8	100.8	94.3	-9.6	106.9	6.6					
1993	104.5	108.0	5.0	96.8	1.6	103.4	93.5	-0.8	110.6	3.5					
	Vierteljährliche Indizes					Quarterly Indices					Indices trimestriels				
1989 1	90.1	93.7	:	96.2	:	96.2	80.1	:	120.1	:					
1989 2	102.3	100.3	:	102.0	:	101.1	81.4	:	124.2	:					
1989 3	83.7	82.6	:	101.3	:	108.1	86.4	:	125.1	:					
1989 4	87.9	85.8	:	102.5	:	107.9	90.6	:	119.1	:					
1990 1	102.5	101.2	8.0	101.3	5.3	96.3	88.9	11.0	108.3	-9.8					
1990 2	97.1	97.3	-3.0	99.8	-2.2	98.6	96.8	18.9	101.9	-18.0					
1990 3	81.8	82.7	0.1	98.9	-2.4	99.2	100.6	16.4	98.6	-21.2					
1990 4	118.7	118.8	38.5	99.9	-2.5	104.7	112.6	24.3	93.0	-21.9					
1991 1	152.6	147.4	45.7	103.5	2.2	87.4	96.5	8.5	90.6	-16.3					
1991 2	113.8	109.6	12.6	103.8	4.0	104.5	103.6	7.0	100.9	-1.0					
1991 3	108.1	103.3	24.9	104.6	5.8	112.8	109.5	8.8	103.0	4.5					
1991 4	129.7	122.0	2.7	106.3	6.4	114.4	108.3	-3.8	105.6	13.5					
1992 1	94.9	94.2	-36.1	100.7	-2.7	96.8	90.9	-5.8	106.5	17.5					
1992 2	105.8	109.6	0.0	96.5	-7.0	101.0	89.4	-13.7	113.0	12.0					
1992 3	99.7	109.0	5.5	91.5	-12.5	97.5	93.1	-15.0	104.7	1.7					
1992 4	92.9	99.7	-18.3	93.2	-12.3	109.5	105.1	-3.0	104.2	-1.3					
1993 1	98.1	107.7	14.3	91.1	-9.5	89.9	81.2	-10.7	110.7	3.9					
1993 2	112.5	120.7	10.1	93.2	-3.4	96.9	88.9	-0.6	109.0	-3.5					
1993 3	103.9	102.9	-5.6	101.0	10.4	113.7	101.5	9.0	112.0	7.0					
1993 4	99.9	96.9	-2.8	103.1	10.6	113.3	102.4	-2.6	110.6	6.1					
	Monatliche Indizes					Monthly Indices					Indices mensuels				
1989 1	81.8	84.6	:	96.7	:	99.7	84.1	:	118.5	:					
1989 2	94.3	98.6	:	95.6	:	99.7	82.1	:	121.4	:					
1989 3	94.4	97.9	:	96.4	:	89.1	74.0	:	120.4	:					
1989 4	98.3	96.7	:	101.7	:	103.8	84.7	:	122.6	:					
1989 5	98.0	97.7	:	100.3	:	100.7	84.6	:	119.0	:					
1989 6	110.7	106.4	:	104.0	:	98.6	74.8	:	131.8	:					
1989 7	85.8	84.7	:	101.3	:	103.7	80.1	:	129.5	:					
1989 8	68.3	66.8	:	102.2	:	113.0	91.6	:	123.4	:					
1989 9	97.3	96.5	:	100.8	:	107.4	87.4	:	122.9	:					
1989 10	83.2	80.9	:	102.9	:	127.8	103.2	:	123.8	:					
1989 11	97.4	97.0	:	100.4	:	98.5	83.0	:	118.7	:					
1989 12	83.2	79.6	:	104.5	:	97.4	85.6	:	113.8	:					

SITC 42: PFLANZLICHE
FETTE UND FETTE OELE,
ROH ODER RAFFINIERT

SITC 42: FIXED
VEGETABLE OILS AND
FATS, CRUDE, REFINED
OR FRACTIONATED

CTCI 42: GRAISSES ET
HUILES VEGET. FIXES,
BRUTES, RAFFIN. OU
FRACTIONNEES

	Intra-EU Intra-EU Intra-UE					Extra-EU Extra-EU Extra-UE									
	VAL	VOL	VOL Δ%	UV	UV Δ%	VAL	VOL	VOL Δ%	UV	UV Δ%					
	Jährliche Indizes					Annual Indices					Indices annuels				
1989	93.7	90.8	:	103.2	:	98.7	95.7	:	103.1	:					
1990	100.0	100.0	10.1	100.0	-3.1	100.0	100.0	4.5	100.0	-3.0					
1991	121.7	116.1	16.1	104.8	4.8	93.7	88.6	-11.4	105.8	5.8					
1992	102.2	101.5	-12.6	100.7	-3.9	101.9	98.9	11.6	103.0	-2.6					
1993	109.6	103.5	2.0	105.9	5.2	92.7	89.0	-10.0	104.2	1.2					
	Vierteljährliche Indizes					Quarterly Indices					Indices trimestriels				
1989 1	79.7	79.6	:	100.1	:	96.3	99.0	:	97.3	:					
1989 2	108.0	105.2	:	102.7	:	100.8	96.7	:	104.2	:					
1989 3	84.6	81.3	:	104.0	:	97.0	91.7	:	105.8	:					
1989 4	103.5	98.1	:	105.5	:	111.9	106.3	:	105.3	:					
1990 1	107.1	105.6	32.7	101.4	1.3	105.1	104.2	5.3	100.9	3.7					
1990 2	87.6	86.9	-17.4	100.8	-1.9	101.8	98.5	1.9	103.3	-0.9					
1990 3	80.7	80.2	-1.4	100.6	-3.3	87.9	88.3	-3.7	99.6	-5.9					
1990 4	125.6	128.3	30.8	97.9	-7.2	106.4	110.3	3.8	96.5	-8.4					
1991 1	150.8	147.0	39.2	102.6	1.2	84.9	87.7	-15.8	96.8	-4.1					
1991 2	117.5	113.9	31.1	103.2	2.4	81.7	78.2	-20.6	104.5	1.2					
1991 3	103.2	97.4	21.4	106.0	5.4	93.3	84.8	-4.0	110.0	10.4					
1991 4	115.0	106.2	-17.2	108.3	10.6	109.2	98.2	-11.0	111.2	15.2					
1992 1	82.9	76.8	-47.8	107.9	5.2	112.7	105.6	20.4	106.7	10.2					
1992 2	94.8	91.7	-19.5	103.4	0.2	112.4	107.8	37.9	104.3	-0.2					
1992 3	101.7	101.6	4.3	100.1	-5.6	91.7	92.2	8.7	99.5	-9.5					
1992 4	129.9	136.4	28.4	95.2	-12.1	109.1	107.8	9.8	101.2	-9.0					
1993 1	100.9	100.4	30.7	100.5	-6.9	92.9	89.8	-15.0	103.4	-3.1					
1993 2	118.2	113.8	24.1	103.9	0.5	85.8	85.1	-21.1	100.8	-3.4					
1993 3	104.1	95.9	-5.6	108.5	8.4	79.7	76.8	-16.7	103.8	4.3					
1993 4	100.5	89.9	-34.1	111.8	17.4	112.5	104.4	-3.2	107.8	6.5					
	Monatliche Indizes					Monthly Indices					Indices mensuels				
1989 1	72.6	72.6	:	100.0	:	87.7	92.9	:	94.4	:					
1989 2	77.4	76.8	:	100.8	:	91.3	92.6	:	98.6	:					
1989 3	88.9	89.3	:	99.6	:	110.1	111.7	:	98.6	:					
1989 4	111.8	111.2	:	100.5	:	98.1	96.6	:	101.6	:					
1989 5	101.4	97.4	:	104.1	:	103.4	100.6	:	102.8	:					
1989 6	111.2	107.0	:	103.9	:	101.0	93.0	:	108.6	:					
1989 7	85.8	82.5	:	104.0	:	99.8	94.6	:	105.5	:					
1989 8	71.7	68.5	:	104.7	:	91.1	84.8	:	107.4	:					
1989 9	96.3	93.0	:	103.6	:	100.4	95.8	:	104.8	:					
1989 10	132.5	127.9	:	103.6	:	119.7	112.3	:	106.6	:					
1989 11	89.1	83.0	:	107.4	:	108.0	101.7	:	106.2	:					
1989 12	89.1	83.5	:	106.7	:	108.2	104.9	:	103.1	:					

SITC 42: PFLANZLICHE
FETTE UND FETTE OELE,
ROH ODER RAFFINIERT

SITC 42: FIXED
VEGETABLE OILS AND
FATS, CRUDE, REFINED
OR FRACTIONATED

CTCI 42: GRAISSES ET
HUILES VEGET. FIXES,
BRUTES, RAFFIN. OU
FRACTIONNEES

	Intra-EU Intra-EU Intra-UE					Extra-EU Extra-EU Extra-UE									
	VAL	VOL	VOL Δ%	UV	UV Δ%	VAL	VOL	VOL Δ%	UV	UV Δ%					
	Monatliche Indizes					Monthly Indices					Indices mensuels				
1990 1	102.7	101.8	20.3	100.9	4.3	81.8	73.6	-12.5	111.2	-6.2					
1990 2	104.4	103.2	4.7	101.2	5.9	106.6	96.1	17.1	110.9	-8.6					
1990 3	100.2	98.5	0.6	101.7	5.5	100.5	97.0	31.1	103.6	-14.0					
1990 4	101.0	101.5	5.0	99.5	-2.2	93.1	90.0	6.3	103.4	-15.7					
1990 5	96.2	96.8	-0.9	99.4	-0.9	102.0	101.8	20.3	100.2	-15.8					
1990 6	94.3	93.7	-11.9	100.6	-3.3	100.8	98.6	31.8	102.2	-22.5					
1990 7	93.5	93.9	10.9	99.6	-1.7	103.0	102.5	28.0	100.5	-22.4					
1990 8	70.5	72.5	8.5	97.3	-4.8	103.2	102.8	12.2	100.4	-18.6					
1990 9	81.5	81.8	-15.2	99.6	-1.2	91.4	96.5	10.4	94.7	-22.9					
1990 10	102.4	104.9	29.7	97.6	-5.2	141.6	145.8	41.3	97.1	-21.6					
1990 11	101.2	103.2	6.4	98.1	-2.3	106.3	115.4	39.0	92.1	-22.4					
1990 12	152.3	148.3	86.3	102.7	-1.7	66.4	76.4	-10.7	86.9	-23.6					
1991 1	152.1	148.0	45.4	102.8	1.9	86.7	97.4	32.3	89.0	-20.0					
1991 2	149.4	142.8	38.4	104.6	3.4	85.3	94.1	-2.1	90.6	-18.3					
1991 3	156.1	151.3	53.6	103.2	1.5	90.4	98.0	1.0	92.2	-11.0					
1991 4	118.8	117.4	15.7	101.2	1.7	91.4	94.0	4.4	97.2	-6.0					
1991 5	107.1	101.4	4.8	105.6	6.2	113.5	109.1	7.2	104.0	3.8					
1991 6	115.5	110.0	17.4	105.0	4.4	109.0	107.8	9.3	101.1	-1.1					
1991 7	124.9	120.6	28.4	103.6	4.0	120.5	117.3	14.4	102.7	2.2					
1991 8	85.6	82.6	13.9	103.6	6.5	99.0	96.4	-6.2	102.7	2.3					
1991 9	113.5	106.6	30.3	106.5	6.9	118.9	114.8	19.0	103.6	9.4					
1991 10	146.7	135.5	29.2	108.3	11.0	140.7	134.8	-7.5	104.4	7.5					
1991 11	143.2	135.7	31.5	105.5	7.5	105.2	97.8	-15.3	107.6	16.8					
1991 12	99.2	94.7	-36.1	104.8	2.0	97.1	92.2	20.7	105.3	21.2					
1992 1	83.7	80.4	-45.7	104.1	1.3	105.4	100.5	3.2	104.9	17.9					
1992 2	94.3	92.9	-34.9	101.5	-3.0	91.7	86.8	-7.8	105.7	16.7					
1992 3	106.4	109.2	-27.8	97.4	-5.6	93.1	85.3	-13.0	109.2	18.4					
1992 4	103.0	106.7	-9.1	96.5	-4.6	107.6	95.1	1.2	113.1	16.4					
1992 5	94.5	96.3	-5.0	98.1	-7.1	94.9	83.4	-23.6	113.8	9.4					
1992 6	119.9	125.9	14.5	95.2	-9.3	100.6	89.6	-16.9	112.3	11.1					
1992 7	112.1	118.3	-1.9	94.8	-8.5	107.1	98.8	-15.8	108.4	5.6					
1992 8	77.7	84.0	1.7	92.5	-10.7	88.1	84.6	-12.2	104.1	1.4					
1992 9	109.3	124.6	16.9	87.7	-17.7	96.9	95.7	-16.6	101.3	-2.2					
1992 10	107.4	118.1	-12.8	90.9	-16.1	113.9	114.6	-15.0	99.4	-4.8					
1992 11	89.9	94.8	-30.1	94.8	-10.1	120.7	113.7	16.3	106.2	-1.3					
1992 12	81.4	86.0	-9.2	94.7	-9.6	93.6	86.7	-6.0	108.0	2.6					
1993 1	99.4	110.3	37.2	90.1	-13.4	79.7	72.5	-27.9	109.9	4.8					
1993 2	95.5	104.4	12.4	91.5	-9.9	100.0	91.0	4.8	109.9	4.0					
1993 3	99.5	108.5	-0.6	91.7	-5.9	89.9	80.0	-6.2	112.4	2.9					
1993 4	121.8	130.4	22.2	93.4	-3.2	89.3	81.2	-14.6	110.0	-2.7					
1993 5	99.4	110.8	15.1	89.7	-8.6	101.7	92.1	10.4	110.4	-3.0					
1993 6	116.4	121.0	-3.9	96.2	1.1	99.8	93.4	4.2	106.9	-4.8					
1993 7	100.2	102.6	-13.3	97.7	3.1	114.3	103.1	4.4	110.9	2.3					
1993 8	92.0	91.4	8.8	100.7	8.9	119.8	108.3	28.0	110.6	6.2					
1993 9	119.4	114.7	-7.9	104.1	18.7	107.0	93.2	-2.6	114.8	13.3					
1993 10	102.5	98.5	-16.6	104.1	14.5	135.4	121.8	6.3	111.2	11.9					
1993 11	93.8	92.1	-2.8	101.8	7.4	112.3	101.8	-10.5	110.3	3.9					
1993 12	103.4	100.1	16.4	103.3	9.1	92.0	83.6	-3.6	110.0	1.9					

SITC 42: PFLANZLICHE
FETTE UND FETTE OELE,
ROH ODER RAFFINIERT

SITC 42: FIXED
VEGETABLE OILS AND
FATS, CRUDE, REFINED
OR FRACTIONATED

CTCI 42: GRAISSES ET
HUILES VEGET. FIXES,
BRUTES, RAFFIN. OU
FRACTIONNEES

	Intra-EU Intra-EU Intra-UE					Extra-EU Extra-EU Extra-UE									
	VAL	VOL	VOL Δ%	UV	UV Δ%	VAL	VOL	VOL Δ%	UV	UV Δ%					
	Monatliche Indizes					Monthly Indices					Indices mensuels				
1990 1	92.3	88.8	22.3	103.9	3.9	100.8	101.0	8.7	99.8	5.7					
1990 2	109.3	109.1	42.1	100.2	-0.6	93.4	92.4	-0.2	101.1	2.5					
1990 3	119.8	119.1	33.4	100.6	1.0	121.3	119.2	6.7	101.8	3.2					
1990 4	89.3	87.6	-21.2	101.9	1.4	87.7	84.6	-12.4	103.7	2.1					
1990 5	94.8	96.0	-1.4	98.7	-5.2	119.0	115.3	14.6	103.2	0.4					
1990 6	78.8	77.1	-27.9	102.2	-1.6	98.5	95.7	2.9	102.9	-5.2					
1990 7	81.8	79.8	-3.3	102.5	-1.4	89.9	88.0	-7.0	102.2	-3.1					
1990 8	66.2	65.7	-4.1	100.8	-3.7	82.8	82.8	-2.4	100.0	-6.9					
1990 9	94.1	95.1	2.3	99.0	-4.4	91.1	94.1	-1.8	96.8	-7.6					
1990 10	109.3	111.4	-12.9	98.1	-5.3	116.0	117.6	4.7	98.6	-7.5					
1990 11	117.5	121.4	46.3	96.8	-9.9	93.7	97.0	-4.6	96.6	-9.0					
1990 12	150.1	152.1	82.2	98.7	-7.5	109.7	116.3	10.9	94.3	-8.5					
1991 1	106.2	107.4	20.9	98.9	-4.8	82.5	85.9	-15.0	96.0	-3.8					
1991 2	167.4	158.2	45.0	105.8	5.6	82.9	85.6	-7.4	96.9	-4.2					
1991 3	179.0	175.3	47.2	102.1	1.5	89.1	91.6	-23.2	97.3	-4.4					
1991 4	125.9	119.1	36.0	105.7	3.7	81.5	80.0	-5.4	101.9	-1.7					
1991 5	98.6	93.0	-3.1	106.0	7.4	84.9	80.8	-29.9	105.1	1.8					
1991 6	128.0	129.6	68.1	98.8	-3.3	78.9	73.9	-22.8	106.7	3.7					
1991 7	126.4	123.4	54.6	102.4	-0.1	90.5	81.4	-7.5	111.2	8.8					
1991 8	82.1	76.3	16.1	107.6	6.7	78.4	72.5	-12.4	108.1	8.1					
1991 9	101.5	92.4	-2.8	109.8	10.9	111.1	100.6	6.9	110.4	14.0					
1991 10	129.6	119.8	7.5	108.2	10.3	106.3	97.7	-16.9	108.8	10.3					
1991 11	125.4	116.4	-4.1	107.7	11.3	112.6	100.7	3.8	111.8	15.7					
1991 12	90.0	82.3	-45.9	109.3	10.7	108.7	96.1	-17.4	113.1	19.9					
1992 1	80.5	73.0	-32.0	110.3	11.5	86.3	79.9	-7.0	108.0	12.5					
1992 2	83.3	77.2	-51.2	107.9	2.0	104.3	96.6	12.9	108.0	11.5					
1992 3	85.1	80.4	-54.1	105.9	3.7	147.7	140.4	53.3	105.2	8.1					
1992 4	86.1	82.5	-30.7	104.4	-1.2	124.4	117.8	47.3	105.6	3.6					
1992 5	92.4	90.1	-3.1	102.5	-3.3	107.2	103.7	28.3	103.4	-1.6					
1992 6	106.1	102.5	-20.9	103.5	4.8	105.5	101.7	37.6	103.7	-2.8					
1992 7	97.1	94.7	-23.3	102.5	0.1	101.3	98.4	20.9	102.9	-7.5					
1992 8	87.9	86.9	13.9	101.1	-6.0	71.8	72.3	-0.3	99.3	-8.1					
1992 9	120.3	123.3	33.4	97.6	-11.1	102.0	105.8	5.2	96.4	-12.7					
1992 10	120.1	122.4	2.2	98.1	-9.3	131.7	133.2	36.3	98.9	-9.1					
1992 11	119.7	133.1	14.3	89.9	-16.5	95.2	92.9	-7.7	102.5	-8.3					
1992 12	149.6	153.4	86.4	97.5	-10.8	100.4	97.5	1.5	103.0	-8.9					
1993 1	94.6	94.7	29.7	99.9	-9.4	80.6	78.3	-2.0	103.0	-4.6					
1993 2	86.0	86.9	12.6	99.0	-8.2	83.3	81.4	-15.7	102.3	-5.3					
1993 3	122.2	119.7	48.9	102.1	-3.6	114.7	109.8	-21.8	104.5	-0.7					
1993 4	126.5	119.9	45.3	105.5	1.1	85.1	85.4	-27.5	99.7	-5.6					
1993 5	117.3	114.9	27.5	102.1	-0.4	85.1	85.0	-18.0	100.1	-3.2					
1993 6	111.2	106.7	4.1	104.2	0.7	87.0	84.7	-16.7	102.7	-1.0					
1993 7	96.9	91.4	-3.5	106.0	3.4	65.4	65.9	-33.0	99.3	-3.5					
1993 8	97.8	89.0	2.4	109.9	8.7	65.0	61.3	-15.2	106.0	6.7					
1993 9	117.6	107.3	-13.0	109.6	12.3	108.7	103.1	-2.6	105.4	9.3					
1993 10	106.0	96.5	-21.2	109.8	11.9	102.0	96.0	-27.9	106.3	7.5					
1993 11	90.4	78.3	-41.2	115.5	28.5	111.8	104.2	12.2	107.3	4.7					
1993 12	105.1	94.9	-38.1	110.8	13.6	124.1	113.1	16.0	109.7	6.5					

SITC 43: TIERISCHE ODER
PFLANZLICHE FETTE UND
OELE, VERARBEITET;
WACHSE

SITC 43: ANIM. OR VEGET.
FATS AND OILS,
PROCESSED; ANIMAL OR
VEGETABLE WAXES

CTCI 43: HUILES ET GR.
ANIM. OU VEGET. PREP.;
CIRES ANIM. OU VEGET. ...

	Intra-EU Intra-EU Intra-UE					Extra-EU Extra-EU Extra-UE									
	VAL	VOL	VOL Δ%	UV	UV Δ%	VAL	VOL	VOL Δ%	UV	UV Δ%					
	Jährliche Indizes					Annual Indices					Indices annuels				
1989	112.3	101.1	:	111.1	:	110.0	104.1	:	105.7	:					
1990	100.0	100.0	-1.1	100.0	-10.0	100.0	100.0	-3.9	100.0	-5.4					
1991	100.2	105.1	5.1	95.3	-4.7	122.7	122.3	22.3	100.3	0.3					
1992	111.3	108.4	3.1	102.7	7.8	164.9	149.5	22.2	110.3	10.0					
1993	110.3	108.1	-0.3	102.0	-0.7	166.5	146.2	-2.2	113.9	3.3					
	Vierteljährliche Indizes					Quarterly Indices					Indices trimestriels				
1989 1	112.8	97.8	:	115.3	:	103.5	94.8	:	109.2	:					
1989 2	119.7	106.6	:	112.3	:	113.9	105.1	:	108.4	:					
1989 3	105.1	94.4	:	111.3	:	114.1	109.5	:	104.2	:					
1989 4	112.6	106.5	:	105.7	:	106.7	105.3	:	101.3	:					
1990 1	108.1	102.6	4.9	105.4	-8.6	109.4	107.7	13.6	101.6	-7.0					
1990 2	99.8	98.6	-7.5	101.2	-9.9	103.2	101.9	-3.0	101.3	-6.5					
1990 3	92.2	94.2	-0.2	97.9	-12.0	95.8	94.9	-13.3	100.9	-3.2					
1990 4	99.5	104.3	-2.1	95.4	-9.7	92.0	95.9	-8.9	95.9	-5.3					
1991 1	99.0	103.6	1.0	95.6	-9.3	106.8	112.7	4.6	94.8	-6.7					
1991 2	100.6	106.6	8.1	94.4	-6.7	138.6	138.6	36.0	100.0	-1.3					
1991 3	96.7	101.9	8.2	94.9	-3.1	110.4	105.1	10.7	105.0	4.1					
1991 4	103.3	107.3	2.9	96.3	0.9	135.3	133.0	38.7	101.7	6.0					
1992 1	117.1	115.5	11.5	101.4	6.1	172.3	157.9	40.1	109.1	15.1					
1992 2	111.1	107.0	0.4	103.8	10.0	166.6	153.1	10.5	108.8	8.8					
1992 3	112.0	108.6	6.6	103.1	8.6	148.4	135.5	28.9	109.5	4.3					
1992 4	108.9	105.9	-1.3	102.8	6.7	172.9	151.9	14.2	113.8	11.9					
1993 1	100.2	99.8	-13.6	100.4	-1.0	135.9	118.0	-25.3	115.2	5.6					
1993 2	99.5	97.3	-9.1	102.3	-1.4	145.7	128.0	-16.4	113.8	4.6					
1993 3	108.9	106.1	-2.3	102.6	-0.5	159.5	145.9	7.7	109.3	-0.2					
1993 4	122.7	119.6	12.9	102.6	-0.2	224.8	192.8	26.9	116.6	2.5					
	Monatliche Indizes					Monthly Indices					Indices mensuels				
1989 1	111.1	95.1	:	116.8	:	95.2	88.7	:	107.3	:					
1989 2	110.7	95.9	:	115.4	:	115.2	101.9	:	113.1	:					
1989 3	116.3	102.3	:	113.7	:	100.3	93.8	:	106.9	:					
1989 4	117.4	103.9	:	113.0	:	111.1	97.8	:	113.6	:					
1989 5	118.1	105.5	:	111.9	:	114.9	108.3	:	106.1	:					
1989 6	123.6	110.3	:	112.1	:	115.8	109.0	:	106.2	:					
1989 7	103.6	91.0	:	113.8	:	106.7	100.3	:	106.4	:					
1989 8	98.3	88.1	:	111.6	:	108.2	105.3	:	102.8	:					
1989 9	113.2	104.1	:	108.7	:	127.2	122.8	:	103.6	:					
1989 10	121.0	112.8	:	107.3	:	99.8	95.6	:	104.4	:					
1989 11	121.0	113.9	:	106.2	:	122.8	122.4	:	100.3	:					
1989 12	95.7	92.8	:	103.1	:	97.3	97.7	:	99.6	:					

SITC 43: TIERISCHE ODER
PFLANZLICHE FETTE UND
OELE, VERARBEITET;
WACHSE

SITC 43: ANIM. OR VEGET.
FATS AND OILS,
PROCESSED; ANIMAL OR
VEGETABLE WAXES

CTCI 43: HUILES ET GR.
ANIM. OU VEGET. PREP.;
CIRES ANIM. OU VEGET. ...

	Intra-EU Intra-EU Intra-UE					Extra-EU Extra-EU Extra-UE									
	VAL	VOL	VOL Δ%	UV	UV Δ%	VAL	VOL	VOL Δ%	UV	UV Δ%					
	Jährliche Indizes					Annual Indices					Indices annuels				
1989	110.0	99.1	:	111.0	:	112.1	107.1	:	104.7	:					
1990	100.0	100.0	0.9	100.0	-9.9	100.0	100.0	-6.6	100.0	-4.5					
1991	98.6	103.5	3.5	95.3	-4.7	91.4	92.5	-7.5	98.8	-1.2					
1992	107.8	102.4	-1.1	105.3	10.5	94.2	87.0	-5.9	108.3	9.6					
1993	124.8	120.6	17.8	103.5	-1.7	115.5	102.1	17.4	113.1	4.4					
	Vierteljährliche Indizes					Quarterly Indices					Indices trimestriels				
1989 1	108.7	94.6	:	114.9	:	114.4	106.8	:	107.1	:					
1989 2	112.3	99.7	:	112.6	:	120.3	116.9	:	102.9	:					
1989 3	105.8	95.1	:	111.2	:	112.0	104.9	:	106.8	:					
1989 4	111.6	105.5	:	105.8	:	103.8	101.8	:	102.0	:					
1990 1	107.3	101.6	7.4	105.6	-8.1	110.2	105.5	-1.2	104.5	-2.4					
1990 2	98.1	96.0	-3.7	102.2	-9.2	97.0	95.5	-18.3	101.6	-1.3					
1990 3	95.6	97.9	2.9	97.6	-12.2	93.9	95.9	-8.6	97.9	-8.3					
1990 4	99.3	104.6	-0.9	94.9	-10.3	97.0	101.3	-0.5	95.8	-6.1					
1991 1	102.8	108.4	6.7	94.8	-10.2	89.0	92.6	-12.2	96.1	-8.0					
1991 2	95.0	101.4	5.6	93.7	-8.3	95.3	95.5	0.0	99.8	-1.8					
1991 3	95.2	100.6	2.8	94.6	-3.1	86.9	87.1	-9.2	99.8	1.9					
1991 4	101.5	103.4	-1.1	98.2	3.5	94.4	94.8	-6.4	99.6	4.0					
1992 1	109.0	105.0	-3.1	103.8	9.5	97.8	92.2	-0.4	106.1	10.4					
1992 2	110.8	104.9	3.5	105.6	12.7	91.6	84.3	-11.7	108.7	8.9					
1992 3	109.5	102.7	2.1	106.6	12.7	86.1	77.4	-11.1	111.3	11.5					
1992 4	102.8	97.8	-5.4	105.1	7.0	104.6	97.1	2.4	107.7	8.1					
1993 1	114.4	109.2	4.0	104.8	1.0	108.7	93.3	1.2	116.5	9.8					
1993 2	116.4	113.6	8.3	102.5	-2.9	110.7	98.5	16.8	112.4	3.4					
1993 3	119.6	115.7	12.7	103.4	-3.0	111.6	101.1	30.6	110.4	-0.8					
1993 4	140.8	136.4	39.5	103.2	-1.8	132.1	116.6	20.1	113.3	5.2					
	Monatliche Indizes					Monthly Indices					Indices mensuels				
1989 1	100.3	85.9	:	116.8	:	119.9	109.4	:	109.6	:					
1989 2	105.4	91.9	:	114.7	:	102.0	94.2	:	108.3	:					
1989 3	120.4	106.0	:	113.6	:	121.5	116.9	:	103.9	:					
1989 4	104.7	93.5	:	112.0	:	126.6	120.0	:	105.5	:					
1989 5	110.0	96.8	:	113.6	:	101.0	98.9	:	102.1	:					
1989 6	122.1	108.8	:	112.2	:	133.2	131.8	:	101.1	:					
1989 7	106.8	94.2	:	113.4	:	109.3	101.3	:	107.9	:					
1989 8	98.7	88.3	:	111.8	:	122.0	114.4	:	106.6	:					
1989 9	112.0	102.9	:	108.8	:	104.9	99.0	:	106.0	:					
1989 10	122.9	114.5	:	107.3	:	100.1	97.7	:	102.5	:					
1989 11	117.6	111.3	:	105.7	:	109.7	110.6	:	99.2	:					
1989 12	94.1	90.6	:	103.9	:	101.4	96.9	:	104.6	:					

SITC 43: TIERISCHE ODER
PFLANZLICHE FETTE UND
OELE, VERARBEITET;
WACHSE

SITC 43: ANIM. OR VEGET.
FATS AND OILS,
PROCESSED; ANIMAL OR
VEGETABLE WAXES

CTCI 43: HUILES ET GR.
ANIM. OU VEGET. PREP.;
CIRES ANIM. OU VEGET. ...

	Intra-EU Intra-EU Intra-UE					Extra-EU Extra-EU Extra-UE									
	VAL	VOL	VOL Δ%	UV	UV Δ%	VAL	VOL	VOL Δ%	UV	UV Δ%					
	Monatliche Indizes					Monthly Indices					Indices mensuels				
1990 1	108.6	102.3	7.6	106.2	-9.1	126.5	124.5	40.4	101.6	-5.3					
1990 2	100.3	94.8	-1.1	105.8	-8.3	101.6	99.1	-2.7	102.5	-9.4					
1990 3	115.7	110.8	8.3	104.4	-8.2	100.2	99.5	6.1	100.7	-5.8					
1990 4	96.5	93.7	-9.8	103.0	-8.8	122.4	122.8	25.6	99.7	-12.2					
1990 5	103.9	103.5	-1.9	100.4	-10.3	82.0	80.3	-25.9	102.1	-3.8					
1990 6	98.9	98.5	-10.7	100.4	-10.4	105.3	102.5	-6.0	102.7	-3.3					
1990 7	92.3	93.0	2.2	99.2	-12.8	89.4	84.3	-16.0	106.0	-0.4					
1990 8	85.8	88.2	0.1	97.3	-12.8	78.3	77.5	-26.4	101.0	-1.8					
1990 9	98.6	101.4	-2.6	97.2	-10.6	119.5	122.8	0.0	97.3	-6.1					
1990 10	113.4	118.1	4.7	96.0	-10.5	91.6	88.2	-7.7	103.9	-0.5					
1990 11	105.4	110.9	-2.6	95.0	-10.5	93.3	99.8	-18.5	93.5	-6.8					
1990 12	79.7	83.7	-9.8	95.2	-7.7	91.1	99.7	2.0	91.4	-8.2					
1991 1	107.9	112.3	9.8	96.1	-9.5	108.1	114.1	-8.4	94.7	-6.8					
1991 2	91.5	95.3	0.5	96.0	-9.3	112.6	120.6	21.7	93.4	-8.9					
1991 3	97.6	103.2	-6.9	94.6	-9.4	99.7	103.2	3.7	96.6	-4.1					
1991 4	100.3	105.1	12.2	95.4	-7.4	117.7	117.9	-4.0	99.8	0.1					
1991 5	101.0	106.1	2.5	95.2	-5.2	177.9	179.9	124.0	98.9	-3.1					
1991 6	100.5	108.5	10.2	92.6	-7.8	120.1	118.0	15.1	101.8	-0.9					
1991 7	103.0	109.5	17.7	94.1	-5.1	129.0	125.7	49.1	102.6	-3.2					
1991 8	85.6	91.0	3.2	94.1	-3.3	99.9	92.9	19.9	107.5	6.4					
1991 9	101.2	105.1	3.6	96.3	-0.9	102.2	96.8	-21.2	105.6	8.5					
1991 10	113.8	118.7	0.5	95.9	-0.1	158.6	152.9	73.4	103.7	-0.2					
1991 11	106.6	110.4	-0.5	96.6	1.7	130.0	128.2	28.5	101.4	8.4					
1991 12	89.6	92.7	10.8	96.7	1.6	117.2	117.8	18.2	99.5	8.9					
1992 1	115.3	114.3	1.8	100.9	5.0	138.4	132.2	15.9	104.7	10.6					
1992 2	111.1	110.8	16.3	100.3	4.5	148.6	138.9	15.2	107.0	14.6					
1992 3	124.8	121.3	17.5	102.9	8.8	229.8	202.5	96.2	113.5	17.5					
1992 4	115.5	112.1	6.7	103.0	8.0	195.7	183.9	56.0	106.4	6.6					
1992 5	100.7	97.1	-8.5	103.7	8.9	164.6	153.8	-14.5	107.0	8.2					
1992 6	116.9	111.8	3.0	104.6	13.0	139.7	121.4	2.9	115.1	13.1					
1992 7	119.0	114.4	4.5	104.0	10.5	180.2	160.2	27.4	112.5	9.6					
1992 8	92.1	88.8	-2.4	103.7	10.2	129.1	120.4	29.6	107.2	-0.3					
1992 9	124.9	122.6	16.7	101.9	5.8	135.8	125.9	30.1	107.9	2.2					
1992 10	112.1	108.1	-8.9	103.7	8.1	152.3	133.7	-12.6	113.9	9.8					
1992 11	108.2	106.9	-3.2	101.2	4.8	152.7	139.1	8.5	109.8	8.3					
1992 12	106.1	102.5	10.6	103.5	7.0	213.5	182.5	54.9	117.0	17.6					
1993 1	91.4	92.9	-18.7	98.4	-2.5	120.9	109.5	-17.2	110.4	5.4					
1993 2	96.5	95.0	-14.3	101.6	1.3	141.2	118.2	-14.9	119.5	11.7					
1993 3	112.5	111.4	-8.2	101.0	-1.8	145.6	126.4	-37.6	115.2	1.5					
1993 4	99.5	95.2	-15.1	104.5	1.5	153.8	127.1	-30.9	121.0	13.7					
1993 5	96.0	95.6	-1.5	100.4	-3.2	106.6	94.8	-38.4	112.4	5.0					
1993 6	103.3	101.1	-9.6	102.2	-2.3	176.9	162.3	33.7	109.0	-5.3					
1993 7	100.8	99.1	-13.4	101.7	-2.2	163.7	150.0	-6.4	109.1	-3.0					
1993 8	105.3	102.9	15.9	102.3	-1.4	165.4	154.4	28.2	107.1	-0.1					
1993 9	120.6	116.3	-5.1	103.7	1.8	149.3	133.2	5.8	112.1	3.9					
1993 10	120.3	117.6	8.8	102.3	-1.4	273.5	244.6	82.9	111.8	-1.8					
1993 11	115.2	111.6	4.4	103.2	2.0	198.2	163.5	17.5	121.2	10.4					
1993 12	132.9	129.7	26.5	102.5	-1.0	202.7	170.3	-6.7	119.0	1.7					

SITC 43: TIERISCHE ODER
PFLANZLICHE FETTE UND
OELE, VERARBEITET;
WACHSE

SITC 43: ANIM. OR VEGET.
FATS AND OILS,
PROCESSED; ANIMAL OR
VEGETABLE WAXES

CTCI 43: HUILES ET GR.
ANIM. OU VEGET. PREP.;
CIRES ANIM. OU VEGET. ...

	Intra-EU Intra-EU Intra-UE					Extra-EU Extra-EU Extra-UE									
	VAL	VOL	VOL Δ%	UV	UV Δ%	VAL	VOL	VOL Δ%	UV	UV Δ%					
	Monatliche Indizes					Monthly Indices					Indices mensuels				
1990 1	109.3	101.5	18.2	107.7	-7.8	107.9	102.4	-6.4	105.4	-3.8					
1990 2	103.1	98.2	6.9	105.0	-8.5	98.1	95.3	1.2	102.9	-5.0					
1990 3	109.2	105.0	-0.9	104.0	-8.5	124.7	118.9	1.7	104.9	1.0					
1990 4	98.2	95.8	2.5	102.5	-8.5	102.2	102.1	-14.9	100.1	-5.1					
1990 5	102.9	101.4	4.8	101.5	-10.7	105.2	101.6	2.7	103.5	1.4					
1990 6	93.4	90.9	-16.5	102.7	-8.5	83.9	82.9	-37.1	101.2	0.1					
1990 7	99.8	98.3	4.4	101.5	-10.5	88.1	85.2	-15.9	103.4	-4.2					
1990 8	90.8	95.4	8.0	95.2	-14.8	110.1	115.4	0.9	95.4	-10.5					
1990 9	96.0	100.1	-2.7	95.9	-11.9	83.4	87.0	-12.1	95.9	-9.5					
1990 10	113.3	119.3	4.2	95.0	-11.5	96.7	101.5	3.9	95.3	-7.0					
1990 11	106.4	113.7	2.2	93.6	-11.4	99.9	102.4	-7.4	97.6	-1.6					
1990 12	77.9	80.7	-10.9	96.5	-7.1	94.6	100.1	3.3	94.5	-9.7					
1991 1	103.6	109.1	7.5	95.0	-11.8	87.9	91.1	-11.0	96.5	-8.4					
1991 2	99.8	106.3	8.2	93.9	-10.6	84.2	87.6	-8.1	96.1	-6.6					
1991 3	104.7	109.7	4.5	95.4	-8.3	95.0	99.2	-16.6	95.8	-8.7					
1991 4	92.0	97.0	1.3	94.8	-7.5	86.1	85.9	-15.9	100.2	0.1					
1991 5	97.6	104.6	3.2	93.3	-8.1	97.4	96.6	-4.9	100.8	-2.6					
1991 6	95.4	102.5	12.8	93.1	-9.3	102.4	103.9	25.3	98.6	-2.6					
1991 7	99.7	107.1	9.0	93.1	-8.3	84.7	85.1	-0.1	99.5	-3.8					
1991 8	85.8	91.9	-3.7	93.4	-1.9	88.9	89.2	-22.7	99.7	4.5					
1991 9	100.0	102.8	2.7	97.3	1.5	87.0	87.0	0.0	100.0	4.3					
1991 10	113.9	117.8	-1.3	96.7	1.8	103.2	106.0	4.4	97.4	2.2					
1991 11	106.8	108.3	-4.7	98.6	5.3	89.5	87.9	-14.2	101.8	4.3					
1991 12	83.9	84.0	4.1	99.9	3.5	90.8	90.6	-9.5	100.2	6.0					
1992 1	106.1	104.3	-4.4	101.7	7.1	97.4	93.7	2.9	103.9	7.7					
1992 2	104.2	99.0	-6.9	105.3	12.1	82.4	76.4	-12.8	107.9	12.3					
1992 3	116.6	111.6	1.7	104.5	9.5	113.5	106.5	7.4	106.6	11.3					
1992 4	117.5	110.5	13.9	106.3	12.1	94.0	89.4	4.1	105.1	4.9					
1992 5	98.6	94.6	-9.6	104.2	11.7	87.1	80.1	-17.1	108.8	7.9					
1992 6	116.4	109.6	6.9	106.2	14.1	93.5	83.2	-19.9	112.4	14.0					
1992 7	111.6	104.7	-2.2	106.6	14.5	92.7	83.4	-2.0	111.1	11.7					
1992 8	93.9	88.2	-4.0	106.5	14.0	71.1	64.6	-27.6	110.1	10.4					
1992 9	122.9	115.2	12.1	106.7	9.7	94.6	84.1	-3.3	112.5	12.5					
1992 10	108.1	103.5	-12.1	104.4	8.0	105.0	95.6	-9.8	109.8	12.7					
1992 11	106.4	100.7	-7.0	105.7	7.2	102.2	95.4	8.5	107.1	5.2					
1992 12	93.8	89.2	6.2	105.2	5.3	106.5	100.1	10.5	106.4	6.2					
1993 1	105.3	104.7	0.4	100.6	-1.1	96.2	86.2	-8.0	111.6	7.4					
1993 2	106.9	104.5	5.6	102.3	-2.8	112.6	92.1	20.5	122.3	13.3					
1993 3	131.1	118.3	6.0	110.8	6.0	117.2	101.6	-4.6	115.4	8.3					
1993 4	115.2	109.9	-0.5	104.8	-1.4	113.3	99.0	10.7	114.4	8.8					
1993 5	110.4	109.0	15.2	101.3	-2.8	104.4	94.8	18.4	110.1	1.2					
1993 6	124.0	122.0	11.3	101.6	-4.3	114.4	101.7	22.2	112.5	0.1					
1993 7	101.3	102.4	-2.2	98.9	-7.2	116.9	108.5	30.1	107.7	-3.1					
1993 8	115.4	111.0	25.9	104.0	-2.3	98.8	86.4	33.7	114.4	3.9					
1993 9	142.2	133.6	16.0	106.4	-0.3	119.2	108.3	28.8	110.1	-2.1					
1993 10	146.7	141.1	36.3	104.0	-0.4	130.6	112.9	18.1	115.7	5.4					
1993 11	136.6	131.9	31.0	103.6	-2.0	127.0	112.0	17.4	113.4	5.9					
1993 12	139.2	136.3	52.8	102.1	-2.9	138.8	124.8	24.7	111.2	4.5					

SITC 51: ORGANISCHE
CHEMISCHE ERZEUGNISSESITC 51: ORGANIC
CHEMICALSCTCI 51: PRODUITS
CHIMIQUES ORGANIQUES

	Intra-EU Intra-EU Intra-UE					Extra-EU Extra-EU Extra-UE									
	VAL	VOL	VOL Δ%	UV	UV Δ%	VAL	VOL	VOL Δ%	UV	UV Δ%					
	Jährliche Indizes					Annual Indices					Indices annuels				
1989	103.0	100.0	:	103.0	:	100.7	96.4	:	104.5	:					
1990	100.0	100.0	0.0	100.0	-2.9	100.0	100.0	3.7	100.0	-4.3					
1991	99.4	100.0	0.0	99.4	-0.6	101.0	99.2	-0.8	101.8	1.8					
1992	100.8	106.0	6.0	95.1	-4.3	104.5	105.2	6.0	99.3	-2.5					
1993	97.5	105.6	-0.4	92.3	-2.9	101.1	97.0	-7.8	104.2	4.9					
	Vierteljährliche Indizes					Quarterly Indices					Indices trimestriels				
1989 1	108.3	101.8	:	106.4	:	103.3	94.6	:	109.2	:					
1989 2	109.8	103.9	:	105.7	:	108.6	102.8	:	105.6	:					
1989 3	94.9	93.9	:	101.1	:	95.1	91.4	:	104.1	:					
1989 4	100.0	101.3	:	98.7	:	96.0	96.9	:	99.1	:					
1990 1	103.8	104.0	2.2	99.8	-6.2	101.8	101.3	7.1	100.5	-8.0					
1990 2	101.6	102.4	-1.4	99.2	-6.1	102.6	104.1	1.3	98.6	-6.6					
1990 3	91.6	93.9	0.0	97.5	-3.6	92.3	93.6	2.4	98.6	-5.3					
1990 4	103.2	99.8	-1.5	103.4	4.8	104.3	102.0	5.3	102.3	3.2					
1991 1	111.0	106.0	1.9	104.7	4.9	111.8	107.1	5.7	104.4	3.9					
1991 2	104.7	104.0	1.6	100.7	1.5	107.7	103.3	-0.8	104.3	5.8					
1991 3	92.0	95.4	1.6	96.4	-1.1	91.5	90.5	-3.3	101.1	2.5					
1991 4	98.1	102.7	2.9	95.5	-7.6	97.7	100.5	-1.5	97.2	-5.0					
1992 1	106.6	111.2	4.9	95.9	-8.4	108.9	108.5	1.3	100.4	-3.8					
1992 2	105.1	109.1	4.9	96.3	-4.4	108.4	108.1	4.6	100.3	-3.8					
1992 3	97.5	103.5	8.5	94.2	-2.3	99.3	100.7	11.3	98.6	-2.5					
1992 4	94.7	100.7	-1.9	94.0	-1.6	102.4	104.6	4.1	97.9	0.7					
1993 1	91.0	98.4	-11.5	92.5	-3.5	100.6	95.5	-12.0	105.3	4.9					
1993 2	96.2	103.6	-5.0	92.9	-3.5	100.5	97.7	-9.6	102.9	2.6					
1993 3	89.1	96.9	-6.4	92.0	-2.3	94.4	89.7	-10.9	105.2	6.7					
1993 4	97.9	106.6	5.9	91.8	-2.3	104.0	100.3	-4.1	103.7	5.9					
	Monatliche Indizes					Monthly Indices					Indices mensuels				
1989 1	107.5	102.4	:	105.0	:	105.1	97.4	:	107.9	:					
1989 2	104.2	97.6	:	106.8	:	99.2	89.9	:	110.3	:					
1989 3	113.1	105.4	:	107.3	:	105.9	96.5	:	109.7	:					
1989 4	108.8	103.0	:	105.6	:	105.6	98.5	:	107.2	:					
1989 5	109.4	102.2	:	107.0	:	106.7	99.6	:	107.1	:					
1989 6	111.4	106.6	:	104.5	:	113.4	110.1	:	103.0	:					
1989 7	101.8	99.7	:	102.1	:	98.2	92.7	:	105.9	:					
1989 8	86.9	85.4	:	101.8	:	84.3	81.1	:	103.9	:					
1989 9	96.2	96.7	:	99.5	:	102.9	100.3	:	102.6	:					
1989 10	103.7	103.5	:	100.2	:	102.3	101.1	:	101.2	:					
1989 11	101.7	103.1	:	98.6	:	99.0	101.7	:	97.3	:					
1989 12	94.9	97.4	:	97.4	:	86.9	87.9	:	98.9	:					

SITC 51: ORGANISCHE
CHEMISCHE ERZEUGNISSESITC 51: ORGANIC
CHEMICALSCTCI 51: PRODUITS
CHIMIQUES ORGANIQUES

	Intra-EU Intra-EU Intra-UE					Extra-EU Extra-EU Extra-UE									
	VAL	VOL	VOL Δ%	UV	UV Δ%	VAL	VOL	VOL Δ%	UV	UV Δ%					
	Jährliche Indizes					Annual Indices					Indices annuels				
1989	107.1	103.5	:	103.5	:	107.9	106.8	:	101.0	:					
1990	100.0	100.0	-3.4	100.0	-3.4	100.0	100.0	-6.4	100.0	-1.0					
1991	98.9	98.1	-1.9	100.8	0.8	103.2	98.4	-1.6	104.9	4.9					
1992	101.2	105.7	7.7	95.7	-5.1	106.9	103.6	5.3	103.2	-1.6					
1993	113.3	117.5	11.2	96.4	0.7	134.0	117.4	13.3	114.1	10.6					
	Vierteljährliche Indizes					Quarterly Indices					Indices trimestriels				
1989 1	112.7	105.1	:	107.2	:	113.5	110.7	:	102.5	:					
1989 2	109.3	101.9	:	107.3	:	112.8	110.5	:	102.1	:					
1989 3	100.7	97.6	:	103.2	:	102.3	100.0	:	102.3	:					
1989 4	103.1	106.8	:	96.5	:	103.6	106.5	:	97.3	:					
1990 1	105.6	105.7	0.6	99.9	-6.8	110.9	110.1	-0.5	100.7	-1.8					
1990 2	101.6	103.1	1.2	98.5	-8.2	99.1	99.2	-10.2	99.9	-2.2					
1990 3	92.0	94.1	-3.6	97.8	-5.2	93.1	94.1	-5.9	98.9	-3.3					
1990 4	101.1	97.4	-8.8	103.8	7.6	96.6	96.2	-9.7	100.4	3.2					
1991 1	130.7	121.7	15.1	107.4	7.5	117.7	111.5	1.3	105.6	4.9					
1991 2	116.7	115.8	12.3	100.8	2.3	119.8	116.0	16.9	103.3	3.4					
1991 3	106.3	107.4	14.1	99.0	1.2	116.7	106.4	13.1	109.7	10.9					
1991 4	112.2	117.1	20.2	95.8	-7.7	118.7	116.8	21.4	101.6	1.2					
1992 1	111.6	114.2	-6.2	97.7	-9.0	115.4	109.9	-1.4	105.0	-0.6					
1992 2	110.2	111.4	-3.8	98.9	-1.9	109.9	104.7	-9.7	105.0	1.6					
1992 3	101.3	108.3	0.8	93.5	-5.6	105.9	106.8	0.4	99.2	-9.6					
1992 4	96.9	105.1	-10.2	92.2	-3.8	115.9	111.9	-4.2	103.6	2.0					
1993 1	93.3	96.8	-15.2	96.4	-1.3	112.0	100.8	-8.3	111.1	5.8					
1993 2	92.1	95.0	-14.7	96.9	-2.0	113.1	100.3	-4.2	112.8	7.4					
1993 3	89.5	95.2	-12.1	94.0	0.5	115.1	99.9	-6.5	115.2	16.1					
1993 4	105.3	107.4	2.2	98.0	6.3	129.8	111.0	-0.8	116.9	12.8					
	Monatliche Indizes					Monthly Indices					Indices mensuels				
1989 1	108.0	101.5	:	106.4	:	103.3	101.2	:	102.1	:					
1989 2	110.9	103.2	:	107.5	:	114.4	112.0	:	102.1	:					
1989 3	119.1	110.5	:	107.8	:	122.7	118.9	:	103.2	:					
1989 4	108.2	99.8	:	108.4	:	109.0	107.2	:	101.7	:					
1989 5	107.5	101.2	:	106.2	:	111.7	109.4	:	102.1	:					
1989 6	112.3	104.7	:	107.3	:	117.5	114.9	:	102.3	:					
1989 7	97.5	93.6	:	104.2	:	101.5	97.7	:	103.9	:					
1989 8	100.2	97.9	:	102.3	:	101.3	100.7	:	100.6	:					
1989 9	104.5	101.4	:	103.1	:	104.1	101.7	:	102.4	:					
1989 10	105.9	108.4	:	97.7	:	107.3	111.1	:	96.6	:					
1989 11	105.4	109.3	:	96.4	:	106.0	109.1	:	97.2	:					
1989 12	98.1	102.7	:	95.5	:	97.4	99.2	:	98.2	:					

SITC 51: ORGANISCHE
CHEMISCHE ERZEUGNISSESITC 51: ORGANIC
CHEMICALSCTCI 51: PRODUITS
CHIMIQUES ORGANIQUES

	Intra-EU Intra-EU Intra-UE					Extra-EU Extra-EU Extra-UE					
	VAL	VOL	VOL Δ%	UV	UV Δ%	VAL	VOL	VOL Δ%	UV	UV Δ%	
	Monatliche Indizes			Monthly Indices			Indices mensuels				
1990 1	108.4	107.3	4.8	101.0	-3.8	103.2	103.1	5.9	100.1	-7.2	
1990 2	96.0	96.5	-1.1	99.5	-6.8	97.3	97.0	7.9	100.3	-9.1	
1990 3	107.0	108.1	2.6	99.0	-7.7	104.9	103.7	7.5	101.2	-7.7	
1990 4	99.3	99.9	-3.0	99.4	-5.9	101.9	101.7	3.2	100.2	-6.5	
1990 5	104.2	105.6	3.3	98.7	-7.8	105.0	106.6	7.0	98.5	-8.0	
1990 6	101.3	101.8	-4.5	99.5	-4.8	100.8	103.9	-5.6	97.0	-5.8	
1990 7	98.8	102.4	2.7	96.5	-5.5	101.5	103.3	11.4	98.3	-7.2	
1990 8	78.4	80.2	-6.1	97.7	-4.0	86.6	88.2	8.8	98.2	-5.5	
1990 9	97.3	99.0	2.4	98.3	-1.2	88.6	89.2	-11.1	99.3	-3.2	
1990 10	110.8	109.7	6.0	101.0	0.8	106.9	108.2	7.0	98.8	-2.4	
1990 11	106.5	102.2	-0.9	104.2	5.7	117.0	112.6	10.7	103.9	6.8	
1990 12	92.3	87.7	-10.0	105.3	8.1	89.1	85.3	-3.0	104.5	5.7	
1991 1	121.1	113.3	5.6	106.9	5.8	123.5	115.6	12.1	106.8	6.7	
1991 2	106.1	101.5	5.2	104.5	5.0	106.6	103.9	7.1	102.6	2.3	
1991 3	105.7	103.2	-4.5	102.4	3.4	105.3	101.7	-1.9	103.5	2.3	
1991 4	103.1	101.7	1.8	101.4	2.0	109.7	103.9	2.2	105.6	5.4	
1991 5	105.4	103.6	-1.9	101.7	3.0	108.8	104.5	-2.0	104.1	5.7	
1991 6	105.7	106.6	4.7	99.2	-0.3	104.7	101.4	-2.4	103.3	6.5	
1991 7	100.2	104.2	1.8	96.2	-0.3	94.3	94.3	-8.7	100.0	1.7	
1991 8	78.3	81.1	1.1	96.5	-1.2	81.3	79.7	-9.6	102.0	3.9	
1991 9	97.7	101.0	2.0	96.7	-1.6	99.2	97.7	9.5	101.5	2.2	
1991 10	104.8	110.0	0.3	95.3	-5.6	106.1	107.3	-0.8	98.9	0.1	
1991 11	101.1	105.1	2.8	96.2	-7.7	99.1	100.8	-10.5	98.3	-5.4	
1991 12	88.4	93.1	6.2	94.9	-9.9	87.9	93.4	9.5	94.1	-10.0	
1992 1	107.1	111.0	-2.0	96.5	-9.7	109.8	109.7	-5.1	100.1	-6.3	
1992 2	103.4	107.8	6.2	95.9	-8.2	100.4	102.0	-1.8	98.4	-4.1	
1992 3	109.7	115.0	11.4	95.4	-6.8	116.5	113.8	11.9	102.4	-1.1	
1992 4	110.1	113.9	12.0	96.7	-4.6	115.2	115.9	11.5	99.4	-5.9	
1992 5	101.7	104.2	0.6	97.6	-4.0	109.7	106.6	2.0	102.9	-1.2	
1992 6	103.5	109.2	2.4	94.8	-4.4	100.3	101.7	0.3	98.6	-4.5	
1992 7	108.4	112.2	7.7	96.6	0.4	115.5	115.2	22.2	100.3	0.3	
1992 8	79.5	86.9	7.2	91.5	-5.2	85.3	88.2	10.7	96.7	-5.2	
1992 9	104.5	111.4	10.3	93.8	-3.0	96.9	98.5	0.8	98.4	-3.1	
1992 10	101.7	107.1	-2.6	95.0	-0.3	100.5	99.2	-7.5	101.3	2.4	
1992 11	94.5	99.8	-5.0	94.7	-1.6	101.6	105.6	4.8	96.2	-2.1	
1992 12	87.8	95.4	2.5	92.0	-3.1	105.1	108.8	16.5	96.6	2.7	
1993 1	78.8	82.4	-25.8	95.6	-0.9	90.7	85.2	-22.3	106.4	6.3	
1993 2	90.8	98.2	-8.9	92.5	-3.5	94.7	90.6	-11.2	104.5	6.2	
1993 3	103.5	114.6	-0.3	90.3	-5.3	116.5	110.7	-2.7	105.2	2.7	
1993 4	93.0	100.3	-11.9	92.7	-4.1	107.6	102.7	-11.4	104.8	5.4	
1993 5	94.4	102.0	-2.1	92.5	-5.2	92.2	91.6	-14.1	100.7	-2.1	
1993 6	101.5	108.6	-0.5	93.5	-1.4	102.2	99.0	-2.7	103.2	4.7	
1993 7	92.8	101.5	-9.5	91.4	-5.4	95.1	90.2	-21.7	105.4	5.1	
1993 8	77.2	82.5	-5.1	93.6	2.3	84.0	76.9	-12.8	109.2	12.9	
1993 9	97.4	106.7	-4.2	91.3	-2.7	104.0	102.0	3.6	102.0	3.7	
1993 10	92.9	100.3	-6.3	92.6	-2.5	106.5	106.0	6.9	100.5	-0.8	
1993 11	97.4	105.5	5.7	92.3	-2.5	101.2	94.6	-10.4	107.0	11.2	
1993 12	103.5	114.2	19.7	90.6	-1.5	104.1	100.2	-7.9	103.9	7.6	

SITC 51: ORGANISCHE
CHEMISCHE ERZEUGNISSESITC 51: ORGANIC
CHEMICALSCTCI 51: PRODUITS
CHIMIQUES ORGANIQUES

	Intra-EU Intra-EU Intra-UE					Extra-EU Extra-EU Extra-UE									
	VAL	VOL	VOL Δ%	UV	UV Δ%	VAL	VOL	VOL Δ%	UV	UV Δ%					
	Monatliche Indizes					Monthly Indices					Indices mensuels				
1990 1	107.4	106.5	4.9	100.8	-5.3	112.3	114.0	12.6	98.5	-3.5					
1990 2	99.9	98.7	-4.4	101.2	-5.9	102.1	99.0	-11.6	103.1	1.0					
1990 3	109.5	111.8	1.2	97.9	-9.2	118.3	117.1	-1.5	101.0	-2.1					
1990 4	98.9	102.3	2.5	96.7	-10.8	94.4	96.5	-10.0	97.8	-3.8					
1990 5	102.6	103.7	2.5	98.9	-6.9	103.5	103.4	-5.5	100.1	-2.0					
1990 6	103.3	103.3	-1.3	100.0	-6.8	99.5	97.8	-14.9	101.7	-0.6					
1990 7	99.4	102.4	9.4	97.1	-6.8	102.2	102.5	4.9	99.7	-4.0					
1990 8	79.3	81.9	-16.3	96.8	-5.4	93.0	92.4	-8.2	100.7	0.1					
1990 9	97.5	98.0	-3.4	99.5	-3.5	83.9	87.4	-14.1	96.0	-6.3					
1990 10	110.8	109.2	0.7	101.5	3.9	99.1	100.8	-9.3	98.3	1.8					
1990 11	99.1	91.7	-16.1	108.1	12.1	97.0	95.9	-12.1	101.1	4.0					
1990 12	93.3	91.2	-11.2	102.3	7.1	93.8	92.1	-7.2	101.9	3.8					
1991 1	142.8	132.3	24.2	107.9	7.0	118.0	112.8	-1.1	104.6	6.2					
1991 2	122.0	115.5	17.0	105.6	4.3	118.0	112.7	13.8	104.7	1.6					
1991 3	127.3	117.3	4.9	108.5	10.8	117.4	109.0	-6.9	107.7	6.6					
1991 4	118.2	112.9	10.4	104.7	8.3	120.7	113.9	18.0	106.0	8.4					
1991 5	117.1	117.3	13.1	99.8	0.9	121.1	115.1	11.3	105.2	5.1					
1991 6	115.1	117.3	13.6	98.1	-1.9	117.9	119.2	21.9	98.9	-2.8					
1991 7	112.4	112.9	10.3	99.6	2.6	128.2	110.7	8.0	115.8	16.1					
1991 8	94.0	97.3	18.8	96.6	-0.2	111.3	103.1	11.6	108.0	7.2					
1991 9	112.3	112.0	14.3	100.3	0.8	110.6	105.4	20.6	104.9	9.3					
1991 10	120.5	125.5	14.9	96.0	-5.4	126.7	124.6	23.6	101.7	3.5					
1991 11	111.1	117.8	28.5	94.3	-12.8	114.7	115.3	20.2	99.5	-1.6					
1991 12	104.9	108.1	18.5	97.0	-5.2	114.5	110.4	19.9	103.7	1.8					
1992 1	112.1	114.2	-13.7	98.2	-9.0	117.0	112.8	0.0	103.7	-0.9					
1992 2	107.8	111.3	-3.6	96.9	-8.2	113.1	108.6	-3.6	104.1	-0.6					
1992 3	115.0	117.2	-0.1	98.1	-9.6	116.1	108.3	-0.6	107.2	-0.5					
1992 4	117.3	116.0	2.7	101.1	-3.4	114.9	108.6	-4.7	105.8	-0.2					
1992 5	107.7	107.9	-8.0	99.8	0.0	109.7	103.4	-10.2	106.1	0.9					
1992 6	105.6	110.2	-6.1	95.8	-2.3	105.5	102.2	-14.3	103.2	4.3					
1992 7	106.0	113.5	0.5	93.4	-6.2	110.8	114.5	3.4	96.8	-16.4					
1992 8	87.1	93.8	-3.6	92.9	-3.8	100.0	100.1	-2.9	99.9	-7.5					
1992 9	110.8	117.6	5.0	94.2	-6.1	107.2	105.8	0.4	101.3	-3.4					
1992 10	108.8	114.8	-8.5	94.8	-1.3	111.9	108.9	-12.6	102.8	1.1					
1992 11	97.3	106.5	-9.6	91.4	-3.1	108.4	105.0	-8.9	103.2	3.7					
1992 12	84.6	93.9	-13.1	90.1	-7.1	127.4	121.7	10.2	104.7	1.0					
1993 1	87.9	90.9	-20.4	96.7	-1.5	102.6	91.6	-18.8	112.0	8.0					
1993 2	93.4	102.5	-7.9	91.1	-6.0	107.0	99.7	-8.2	107.3	3.1					
1993 3	98.7	97.0	-17.2	101.8	3.8	126.3	111.0	2.5	113.8	6.2					
1993 4	93.9	98.5	-15.1	95.3	-5.7	116.9	104.2	-4.1	112.2	6.0					
1993 5	91.5	90.2	-16.4	101.4	1.6	110.4	91.9	-11.1	120.1	13.2					
1993 6	90.8	96.2	-12.7	94.4	-1.5	112.1	104.8	2.5	107.0	3.7					
1993 7	89.9	93.9	-17.3	95.7	2.5	111.8	96.5	-15.7	115.9	19.7					
1993 8	78.9	83.8	-10.7	94.1	1.3	118.7	102.4	2.3	115.9	16.0					
1993 9	99.8	108.0	-8.2	92.4	-1.9	114.6	100.7	-4.8	113.8	12.3					
1993 10	107.1	113.6	-1.0	94.3	-0.5	123.6	101.0	-7.3	122.4	19.1					
1993 11	105.8	105.6	-0.8	100.2	9.6	124.4	107.9	2.8	115.3	11.7					
1993 12	102.8	103.0	9.7	99.8	10.8	141.3	124.2	2.1	113.8	8.7					

SITC 52: ANORGANISCHE
CHEMISCHE ERZEUGNISSESITC 52: INORGANIC
CHEMICALSCTCI 52: PRODUITS
CHIMIQUES INORGANIQUES

	Intra-EU Intra-EU Intra-UE					Extra-EU Extra-EU Extra-UE									
	VAL	VOL	VOL Δ%	UV	UV Δ%	VAL	VOL	VOL Δ%	UV	UV Δ%					
	Jährliche Indizes					Annual Indices					Indices annuels				
1989	100.0	97.2	:	102.9	:	117.6	101.0	:	116.4	:					
1990	100.0	100.0	2.9	100.0	-2.8	100.0	100.0	-1.0	100.0	-14.1					
1991	100.9	103.7	3.7	97.3	-2.7	101.1	101.8	1.8	99.3	-0.7					
1992	102.3	104.8	1.1	97.6	0.3	104.4	109.4	7.5	95.4	-3.9					
1993	101.1	108.4	3.4	93.3	-4.4	102.2	105.3	-3.7	97.1	1.8					
	Vierteljährliche Indizes					Quarterly Indices					Indices trimestriels				
1989 1	98.9	96.3	:	102.7	:	119.1	100.8	:	118.2	:					
1989 2	104.9	101.1	:	103.8	:	124.2	105.7	:	117.5	:					
1989 3	91.7	88.1	:	104.1	:	120.9	101.8	:	118.8	:					
1989 4	104.9	103.8	:	101.1	:	107.1	96.6	:	110.9	:					
1990 1	103.0	101.2	5.1	101.8	-0.9	102.4	99.5	-1.3	102.9	-12.9					
1990 2	104.4	103.4	2.3	101.0	-2.7	102.3	100.4	-5.0	101.9	-13.3					
1990 3	89.4	89.4	1.5	100.0	-3.9	86.6	87.8	-13.8	98.6	-17.0					
1990 4	103.8	106.5	2.6	97.5	-3.6	109.3	112.8	16.8	96.9	-12.6					
1991 1	105.1	106.3	5.0	98.9	-2.8	100.2	105.5	6.0	95.0	-7.7					
1991 2	102.2	104.3	0.9	98.0	-3.0	99.2	97.7	-2.7	101.5	-0.4					
1991 3	93.7	97.7	9.3	95.9	-4.1	104.6	104.7	19.2	99.9	1.3					
1991 4	106.9	111.1	4.3	96.2	-1.3	100.6	99.4	-11.9	101.2	4.4					
1992 1	104.1	105.2	-1.0	99.0	0.1	98.4	95.9	-9.1	102.6	8.0					
1992 2	103.7	104.7	0.4	99.0	1.0	102.0	102.3	4.7	99.7	-1.8					
1992 3	98.2	103.3	5.7	95.1	-0.8	91.0	101.3	-3.2	89.8	-10.1					
1992 4	107.7	110.7	-0.4	97.3	1.1	127.3	139.3	40.1	91.4	-9.7					
1993 1	101.6	107.5	2.2	94.5	-4.5	104.8	103.6	8.0	101.2	-1.4					
1993 2	102.0	108.6	3.7	93.9	-5.2	99.6	104.7	2.3	95.1	-4.6					
1993 3	83.8	89.6	-13.3	93.5	-1.7	97.9	102.8	1.5	95.2	6.0					
1993 4	105.0	114.8	3.7	91.5	-6.0	106.1	109.5	-21.4	96.9	6.0					
	Monatliche Indizes					Monthly Indices					Indices mensuels				
1989 1	91.4	91.2	:	100.2	:	96.5	85.1	:	113.4	:					
1989 2	107.1	103.7	:	103.3	:	116.0	103.5	:	112.1	:					
1989 3	98.2	94.0	:	104.5	:	144.7	113.6	:	127.4	:					
1989 4	102.7	99.6	:	103.1	:	119.1	102.3	:	116.4	:					
1989 5	98.4	94.1	:	104.6	:	123.9	106.0	:	116.9	:					
1989 6	113.4	109.5	:	103.6	:	129.5	108.7	:	119.1	:					
1989 7	99.0	94.9	:	104.3	:	121.4	104.8	:	115.8	:					
1989 8	84.0	82.0	:	102.4	:	122.8	106.8	:	115.0	:					
1989 9	92.1	87.2	:	105.6	:	118.8	93.8	:	126.6	:					
1989 10	112.2	109.5	:	102.5	:	113.2	104.1	:	108.7	:					
1989 11	108.7	107.5	:	101.1	:	109.6	95.2	:	115.1	:					
1989 12	93.9	94.3	:	99.6	:	98.4	90.4	:	108.9	:					

SITC 52: ANORGANISCHE
CHEMISCHE ERZEUGNISSESITC 52: INORGANIC
CHEMICALSCTCI 52: PRODUITS
CHIMIQUES INORGANIQUES

	Intra-EU Intra-EU Intra-UE					Extra-EU Extra-EU Extra-UE									
	VAL	VOL	VOL Δ%	UV	UV Δ%	VAL	VOL	VOL Δ%	UV	UV Δ%					
	Jährliche Indizes					Annual Indices					Indices annuels				
1989	97.4	98.7	:	98.7	:	106.2	102.8	:	103.3	:					
1990	100.0	100.0	1.3	100.0	1.3	100.0	100.0	-2.7	100.0	-3.2					
1991	102.9	105.3	5.3	97.7	-2.3	102.8	103.9	3.9	98.9	-1.1					
1992	100.4	98.3	-6.6	102.1	4.5	94.1	96.2	-7.4	97.8	-1.1					
1993	109.9	110.9	12.8	99.1	-2.9	119.4	117.5	22.1	101.6	3.9					
	Vierteljährliche Indizes					Quarterly Indices					Indices trimestriels				
1989 1	96.5	98.7	:	97.8	:	95.5	90.6	:	105.4	:					
1989 2	106.3	108.5	:	98.0	:	106.7	104.0	:	102.6	:					
1989 3	87.4	86.4	:	101.1	:	123.1	118.1	:	104.2	:					
1989 4	98.9	100.6	:	98.3	:	100.0	99.0	:	101.0	:					
1990 1	106.5	105.9	7.3	100.6	2.9	107.7	103.2	13.9	104.4	-0.9					
1990 2	103.7	103.5	-4.6	100.2	2.2	101.2	101.4	-2.5	99.8	-2.7					
1990 3	84.3	83.6	-3.2	100.8	-0.3	101.2	99.4	-15.8	101.8	-2.3					
1990 4	105.4	106.9	6.3	98.6	0.3	93.0	99.1	0.1	93.8	-7.1					
1991 1	125.2	127.0	19.9	98.6	-2.0	110.9	111.9	8.4	99.1	-5.1					
1991 2	116.1	119.0	15.0	97.6	-2.6	117.9	120.8	19.1	97.6	-2.2					
1991 3	114.3	116.2	39.0	98.4	-2.4	124.4	124.4	25.2	100.0	-1.8					
1991 4	128.8	133.7	25.1	96.3	-2.3	144.7	146.2	47.5	99.0	5.5					
1992 1	106.2	103.3	-18.7	102.8	4.3	98.4	93.7	-16.3	105.0	6.0					
1992 2	108.2	104.0	-12.6	104.0	6.6	93.3	93.3	-22.8	100.0	2.5					
1992 3	105.6	103.8	-10.7	101.7	3.4	96.2	99.3	-20.2	96.9	-3.1					
1992 4	103.4	103.4	-22.7	100.0	3.8	98.5	108.5	-25.8	90.8	-8.3					
1993 1	90.3	90.6	-12.3	99.7	-3.0	95.1	95.6	2.0	99.5	-5.2					
1993 2	91.1	90.0	-13.5	101.2	-2.7	103.1	99.2	6.3	103.9	3.9					
1993 3	83.6	85.6	-17.5	97.7	-3.9	108.7	105.1	5.8	103.4	6.7					
1993 4	95.6	97.8	-5.4	97.7	-2.3	98.4	99.1	-8.7	99.3	9.4					
	Monatliche Indizes					Monthly Indices					Indices mensuels				
1989 1	85.3	92.3	:	92.4	:	91.7	87.3 *	:	105.0 *	:					
1989 2	107.8	107.4	:	100.4	:	100.1	92.8	:	107.9	:					
1989 3	96.4	96.3	:	100.1	:	94.7	91.8	:	103.2	:					
1989 4	100.8	107.6	:	93.7	:	100.0	103.0	:	97.1	:					
1989 5	98.1	99.8	:	98.3	:	121.4	112.4	:	108.0	:					
1989 6	120.1	118.0	:	101.8	:	98.7	96.5 *	:	102.3 *	:					
1989 7	74.1	70.4	:	105.3	:	122.8	122.4	:	100.3	:					
1989 8	83.7	82.7	:	101.2	:	104.2	98.8	:	105.5	:					
1989 9	104.3	106.1	:	98.3	:	142.3	132.9	:	107.1	:					
1989 10	112.9	112.9	:	100.0	:	100.9	102.6 *	:	98.3 *	:					
1989 11	94.4	95.4	:	98.9	:	112.8	108.4	:	104.1	:					
1989 12	89.7	93.6	:	95.8	:	86.0	85.7	:	100.4	:					

SITC 52: ANORGANISCHE
CHEMISCHE ERZEUGNISSESITC 52: INORGANIC
CHEMICALSCTCI 52: PRODUITS
CHIMIQUES INORGANIQUES

	Intra-EU Intra-EU Intra-UE					Extra-EU Extra-EU Extra-UE									
	VAL	VOL	VOL Δ%	UV	UV Δ%	VAL	VOL	VOL Δ%	UV	UV Δ%					
	Monatliche Indizes					Monthly Indices					Indices mensuels				
1990 1	106.5	103.0	12.9	103.4	3.2	116.2	111.8	31.4	103.9	-8.4					
1990 2	90.9	90.7	-12.5	100.2	-3.0	88.6	85.9	-17.0	103.2	-7.9					
1990 3	111.8	110.0	17.0	101.6	-2.8	102.5	100.9	-11.2	101.6	-20.3					
1990 4	98.0	96.5	-3.1	101.6	-1.5	105.9	102.5	0.2	103.3	-11.3					
1990 5	106.7	106.1	12.8	100.6	-3.8	95.2	93.9	-11.4	101.4	-13.3					
1990 6	108.4	107.5	-1.8	100.8	-2.7	105.8	104.9	-3.5	100.9	-15.3					
1990 7	100.3	98.9	4.2	101.4	-2.8	110.6	112.6	7.4	98.2	-15.2					
1990 8	80.0	80.6	-1.7	99.2	-3.1	80.7	81.1	-24.1	99.5	-13.5					
1990 9	87.9	88.7	1.7	99.1	-6.2	68.4	69.7	-25.7	98.1	-22.5					
1990 10	110.8	114.1	4.2	97.1	-5.3	103.6	109.4	5.1	94.7	-12.9					
1990 11	108.9	112.2	4.4	97.1	-4.0	140.1	138.3	45.3	101.3	-12.0					
1990 12	91.7	93.2	-1.2	98.4	-1.2	84.1	90.7	0.3	92.7	-14.9					
1991 1	112.6	115.8	12.4	97.2	-6.0	129.4	135.4	21.1	95.6	-8.0					
1991 2	93.5	95.6	5.4	97.8	-2.4	95.9	101.7	18.4	94.3	-8.6					
1991 3	109.6	107.6	-2.2	101.9	0.3	75.4	79.5	-21.2	94.9	-6.6					
1991 4	104.3	106.2	10.1	98.2	-3.3	102.1	103.3	0.8	98.8	-4.4					
1991 5	95.3	97.2	-8.4	98.0	-2.6	105.3	102.7	9.4	102.5	1.1					
1991 6	107.2	109.4	1.8	98.0	-2.8	90.3	87.1	-17.0	103.7	2.8					
1991 7	95.2	101.3	2.4	94.0	-7.3	107.5	104.9	-6.8	102.5	4.4					
1991 8	85.5	89.3	10.8	95.7	-3.5	78.1	78.7	-3.0	99.2	-0.3					
1991 9	100.7	102.6	15.7	98.1	-1.0	128.2	130.4	87.1	98.3	0.2					
1991 10	122.0	124.5	9.1	98.0	0.9	106.3	103.5	-5.4	102.7	8.4					
1991 11	103.4	106.5	-5.1	97.1	0.0	107.7	103.9	-24.9	103.7	2.4					
1991 12	95.4	102.2	9.7	93.3	-5.2	87.8	90.8	0.1	96.7	4.3					
1992 1	103.5	107.6	-7.1	96.2	-1.0	82.4	81.3	-40.0	101.3	6.0					
1992 2	102.1	101.8	6.5	100.3	2.6	102.4	97.2	-4.4	105.4	11.8					
1992 3	106.7	106.1	-1.4	100.6	-1.3	110.5	109.3	37.5	101.1	6.5					
1992 4	110.3	110.4	4.0	99.9	1.7	93.9	92.4	-10.6	101.6	2.8					
1992 5	96.4	96.6	-0.6	99.8	1.8	103.6	101.0	-1.7	102.6	0.1					
1992 6	104.3	107.2	-2.0	97.3	-0.7	108.3	113.3	30.1	95.6	-7.8					
1992 7	100.4	105.6	4.2	95.1	1.2	92.1	97.0	-7.5	94.9	-7.4					
1992 8	80.5	82.2	-8.0	97.9	2.3	73.0	80.0	1.7	91.3	-8.0					
1992 9	113.6	122.0	18.9	93.1	-5.1	107.9	126.6	-2.9	85.2	-13.3					
1992 10	121.8	124.2	-0.2	98.1	0.1	124.6	131.9	27.4	94.5	-8.0					
1992 11	104.7	107.4	0.8	97.5	0.4	120.7	136.4	31.3	88.5	-14.7					
1992 12	96.8	100.6	-1.6	96.2	3.1	136.8	149.7	64.9	91.4	-5.5					
1993 1	86.2	88.5	-17.8	97.4	1.2	91.0	92.9	14.3	98.0	-3.3					
1993 2	113.2	119.8	17.7	94.5	-5.8	91.1	90.4	-7.0	100.8	-4.4					
1993 3	105.2	114.1	7.5	92.2	-8.3	132.2	127.4	16.6	103.8	2.7					
1993 4	102.9	111.0	0.5	92.7	-7.2	104.1	108.5	17.4	95.9	-5.6					
1993 5	94.3	99.3	2.8	95.0	-4.8	83.7	88.5	-12.4	94.6	-7.8					
1993 6	108.9	115.6	7.8	94.2	-3.2	110.8	117.0	3.3	94.7	-0.9					
1993 7	81.5	84.5	-20.0	96.5	1.5	104.3	110.6	14.0	94.3	-0.6					
1993 8	79.2	86.8	5.6	91.3	-6.7	90.5	95.2	19.0	95.1	4.2					
1993 9	90.6	97.4	-20.2	93.0	-0.1	98.8	102.6	-19.0	96.3	13.0					
1993 10	103.4	114.1	-8.1	90.6	-7.6	104.6	109.0	-17.4	96.0	1.6					
1993 11	93.1	99.7	-7.2	93.4	-4.2	105.8	110.4	-19.1	95.8	8.2					
1993 12	118.7	130.7	29.9	90.8	-5.6	107.9	109.2	-27.1	98.8	8.1					

SITC 52: ANORGANISCHE
CHEMISCHE ERZEUGNISSESITC 52: INORGANIC
CHEMICALSCTCI 52: PRODUITS
CHIMIQUES INORGANIQUES

	Intra-EU Intra-EU Intra-UE					Extra-EU Extra-EU Extra-UE					
	VAL	VOL	VOL Δ%	UV	UV Δ%	VAL	VOL	VOL Δ%	UV	UV Δ%	
	Monatliche Indizes			Monthly Indices			Indices mensuels				
1990 1	112.6	110.9	20.2	101.5	9.8	104.3	99.8	14.3	104.5	-0.5	
1990 2	89.0	89.1	-17.0	99.9	-0.5	105.1	103.8	11.9	101.3	-6.1	
1990 3	118.0	117.8	22.3	100.2	0.1	114.0	106.0	15.5	107.5	4.2	
1990 4	94.0	95.3	-11.4	98.6	5.2	98.2	95.4	-7.4	102.9	6.0	
1990 5	112.7	113.2	13.4	99.6	1.3	100.7	99.1	-11.8	101.6	-5.9	
1990 6	104.2	101.8	-13.7	102.4	0.6	104.8	109.7	13.7	95.5	-6.6	
1990 7	97.0	97.5	38.5	99.5	-5.5	101.1	98.8	-19.3	102.3	2.0	
1990 8	73.7	71.8	-13.2	102.6	1.4	121.3	117.8	19.2	103.0	-2.4	
1990 9	82.2	81.4	-23.3	101.0	2.7	81.2	81.5	-38.7	99.6	-7.0	
1990 10	124.6	124.1	9.9	100.4	0.4	88.0	86.4	-15.8	101.9	3.7	
1990 11	107.6	112.8	18.2	95.4	-3.5	93.4	94.7	-12.6	98.6	-5.3	
1990 12	84.1	83.9	-10.4	100.2	4.6	97.7	116.3	35.7	84.0	-16.3	
1991 1	140.4	141.2	27.3	99.4	-2.1	111.3	110.9	11.1	100.4	-3.9	
1991 2	112.7	115.6	29.7	97.5	-2.4	101.0	101.6	-2.1	99.4	-1.9	
1991 3	122.6	124.2	5.4	98.7	-1.5	120.6	123.4	16.4	97.7	-9.1	
1991 4	129.5	135.5	42.2	95.6	-3.0	106.2	107.8	13.0	98.5	-4.3	
1991 5	114.3	116.4	2.8	98.2	-1.4	138.5	147.8	49.1	93.7	-7.8	
1991 6	104.7	105.1	3.2	99.6	-2.7	109.0	106.7	-2.7	102.2	7.0	
1991 7	107.6	109.2	12.0	98.5	-1.0	145.2	145.1	46.9	100.1	-2.2	
1991 8	112.9	115.2	60.4	98.0	-4.5	111.7	111.0	-5.8	100.6	-2.3	
1991 9	122.5	124.0	52.3	98.8	-2.2	116.2	117.3	43.9	99.1	-0.5	
1991 10	149.2	155.7	25.5	95.8	-4.6	126.2	130.8	51.4	96.5	-5.3	
1991 11	128.1	132.9	17.8	96.4	1.0	159.4	156.9	65.7	101.6	3.0	
1991 12	109.1	112.5	34.1	97.0	-3.2	148.5	150.9	29.8	98.4	17.1	
1992 1	110.4	107.6	-23.8	102.6	3.2	85.5	80.7 *	-27.2	106.0 *	5.6	
1992 2	99.3	99.2	-14.2	100.1	2.7	104.1	98.9	-2.7	105.3	5.9	
1992 3	109.0	103.2	-16.9	105.6	7.0	105.5	101.5	-17.7	103.9	6.3	
1992 4	115.6	109.0	-19.6	106.1	11.0	81.5	81.9	-24.0	99.5	1.0	
1992 5	96.5	93.4	-19.8	103.3	5.2	88.5	88.9	-39.9	99.6	6.3	
1992 6	112.3	109.6	4.3	102.5	2.9	109.8	109.1 *	2.2	100.6 *	-1.6	
1992 7	102.1	101.8	-6.8	100.3	1.8	96.9	98.8	-31.9	98.1	-2.0	
1992 8	76.4	71.5	-37.9	106.9	9.1	96.1	94.6	-14.8	101.6	1.0	
1992 9	138.2	138.2	11.5	100.0	1.2	95.4	104.4	-11.0	91.4	-7.8	
1992 10	113.1	111.2	-28.6	101.7	6.2	97.0	106.4	-18.7	91.2	-5.5	
1992 11	108.4	107.4	-19.2	100.9	4.7	95.1	103.7	-33.9	91.7	-9.7	
1992 12	88.6	91.5	-18.7	96.8	-0.2	103.3	115.4	-23.5	89.5	-9.0	
1993 1	81.4	80.8	-24.9	100.7	-1.9	90.6	89.5 *	10.9	101.2 *	-4.5	
1993 2	86.3	86.7	-12.6	99.5	-0.6	101.3	103.3 *	4.4	98.1 *	-6.8	
1993 3	103.4	104.3	1.1	99.1	-6.2	93.4	93.9	-7.5	99.5	-4.2	
1993 4	86.2	83.4	-23.5	103.4	-2.5	114.7	104.2	27.2	110.1	10.7	
1993 5	90.5	87.4	-6.4	103.5	0.2	97.4	94.2	6.0	103.4	3.8	
1993 6	96.3	99.0	-9.7	97.3	-5.1	97.1	99.1	-9.2	98.0	-2.6	
1993 7	85.2	86.5	-15.0	98.5	-1.8	122.5	113.1	14.5	108.3	10.4	
1993 8	80.8	82.9	15.9	97.5	-8.8	90.7	93.1	-1.6	97.4	-4.1	
1993 9	85.1	87.5	-36.7	97.2	-2.8	112.8	109.1	4.5	103.4	13.1	
1993 10	99.5	100.6	-9.5	98.9	-2.8	98.4	98.5	-7.4	99.9	9.5	
1993 11	95.6	97.9	-8.8	97.6	-3.3	91.6	93.3	-10.0	98.2	7.1	
1993 12	91.5	94.8	3.6	96.5	-0.3	105.1	105.6	-8.5	99.5	11.2	

EU Einfuhr
SITC 53: FARBMITTEL,
GERBSTOFFE UND FARBEN

EU Imports
SITC 53: DYEING,
TANNING AND
COLOURING MATERIALS

Importations UE
CTCI 53: PRODUITS POUR
TEINTURE ET TANNAGE ET
COLORANTS

	Intra-EU Intra-EU Intra-UE					Extra-EU Extra-EU Extra-UE									
	VAL	VOL	VOL Δ%	UV	UV Δ%	VAL	VOL	VOL Δ%	UV	UV Δ%					
	Jährliche Indizes					Annual Indices					Indices annuels				
1989	94.1	96.7	:	97.3	:	94.9	101.5	:	93.5	:					
1990	100.0	100.0	3.4	100.0	2.8	100.0	100.0	-1.5	100.0	7.0					
1991	102.3	102.3	2.3	100.0	0.0	99.2	97.7	-2.3	101.5	1.5					
1992	106.7	106.3	3.9	100.4	0.4	108.3	106.1	8.6	102.1	0.6					
1993	99.7	96.4	-9.3	103.4	3.0	112.3	100.9	-4.9	111.3	9.0					
	Vierteljährliche Indizes					Quarterly Indices					Indices trimestriels				
1989 1	91.3	94.9	:	96.2	:	87.0	90.9	:	95.7	:					
1989 2	101.8	105.3	:	96.7	:	102.9	112.9	:	91.1	:					
1989 3	89.2	91.5	:	97.5	:	92.5	98.3	:	94.1	:					
1989 4	97.7	98.7	:	99.0	:	99.4	106.4	:	93.4	:					
1990 1	102.3	101.5	7.0	100.8	4.8	102.0	102.1	12.3	99.9	4.4					
1990 2	105.1	105.3	0.0	99.8	3.2	101.8	101.7	-9.9	100.1	9.9					
1990 3	91.9	91.7	0.2	100.2	2.8	96.6	98.3	0.0	98.3	4.5					
1990 4	99.3	100.1	1.4	99.2	0.2	98.2	96.5	-9.3	101.8	9.0					
1991 1	101.2	99.9	-1.6	101.3	0.5	97.6	98.6	-3.4	99.0	-0.9					
1991 2	107.2	107.1	1.7	100.1	0.3	106.2	104.6	2.9	101.5	1.4					
1991 3	98.7	98.6	7.5	100.1	-0.1	96.7	92.3	-6.1	104.8	6.6					
1991 4	101.0	102.3	2.2	98.7	-0.5	96.8	95.8	-0.7	101.0	-0.8					
1992 1	112.0	109.8	9.9	102.0	0.7	105.5	105.2	6.7	100.3	1.3					
1992 2	113.9	113.8	6.3	100.1	0.0	116.7	115.4	10.3	101.1	-0.4					
1992 3	102.4	103.4	4.9	99.0	-1.1	103.0	102.2	10.7	100.8	-3.8					
1992 4	100.6	100.2	-2.1	100.4	1.7	110.1	103.8	8.4	106.1	5.0					
1993 1	103.6	99.0	-9.8	104.6	2.5	102.3	92.3	-12.3	110.8	10.5					
1993 2	100.1	97.3	-14.5	102.9	2.8	116.1	105.5	-8.6	110.0	8.8					
1993 3	92.1	89.6	-13.3	102.8	3.8	111.2	97.5	-4.6	114.0	13.1					
1993 4	97.8	94.8	-5.4	103.2	2.8	119.9	108.2	4.2	110.8	4.4					
	Monatliche Indizes					Monthly Indices					Indices mensuels				
1989 1	89.2	92.7	:	96.2	:	86.8	92.6	:	93.7	:					
1989 2	87.2	90.5	:	96.3	:	81.9	85.7	:	95.6	:					
1989 3	97.3	101.4	:	96.0	:	92.3	94.3	:	97.9	:					
1989 4	99.1	103.4	:	95.8	:	101.3	113.9	:	88.9	:					
1989 5	99.0	102.1	:	97.0	:	91.2	98.4	:	92.7	:					
1989 6	107.1	110.3	:	97.1	:	116.1	126.3	:	91.9	:					
1989 7	97.9	100.8	:	97.1	:	92.2	99.7	:	92.5	:					
1989 8	76.5	78.4	:	97.6	:	86.9	93.7	:	92.7	:					
1989 9	93.1	95.2	:	97.8	:	98.3	101.3	:	97.0	:					
1989 10	107.2	109.1	:	98.3	:	105.2	111.9	:	94.0	:					
1989 11	100.1	101.0	:	99.1	:	105.0	110.2	:	95.3	:					
1989 12	85.7	85.9	:	99.8	:	88.0	97.0	:	90.7	:					

SITC 53: FARBMITTEL,
GERBSTOFFE UND FARBENSITC 53: DYEING,
TANNING AND
COLOURING MATERIALSCTCI 53: PRODUITS POUR
TEINTURE ET TANNAGE ET
COLORANTS

	Intra-EU Intra-EU Intra-UE					Extra-EU Extra-EU Extra-UE									
	VAL	VOL	VOL Δ%	UV	UV Δ%	VAL	VOL	VOL Δ%	UV	UV Δ%					
	Jährliche Indizes					Annual Indices					Indices annuels				
1989	96.4	98.4	:	98.0	:	101.8	101.3	:	100.5	:					
1990	100.0	100.0	1.6	100.0	2.0	100.0	100.0	-1.3	100.0	-0.5					
1991	102.9	103.7	3.7	99.2	-0.8	105.0	102.6	2.6	102.3	2.3					
1992	106.9	107.2	3.4	99.7	0.5	111.7	107.9	5.2	103.5	1.2					
1993	107.8	105.4	-1.7	102.3	2.6	127.9	117.7	9.1	108.7	5.0					
	Vierteljährliche Indizes					Quarterly Indices					Indices trimestriels				
1989 1	96.7	99.6	:	97.1	:	100.8	100.9	:	99.9	:					
1989 2	105.1	107.6	:	97.7	:	117.3	117.2	:	100.1	:					
1989 3	95.4	97.0	:	98.3	:	113.1	112.2	:	100.8	:					
1989 4	98.7	99.8	:	98.9	:	111.9	110.4	:	101.4	:					
1990 1	104.0	102.8	3.2	101.2	4.2	101.7	100.6	-0.3	101.1	1.2					
1990 2	103.9	104.2	-3.2	99.7	2.0	102.9	102.3	-12.7	100.6	0.5					
1990 3	92.9	93.0	-4.1	99.9	1.6	97.5	98.3	-12.4	99.2	-1.6					
1990 4	99.4	100.3	0.5	99.1	0.2	97.7	98.7	-10.6	99.0	-2.4					
1991 1	111.4	110.1	7.1	101.2	0.0	105.8	103.7	3.1	102.0	0.9					
1991 2	116.9	118.4	13.6	98.7	-1.0	118.6	114.9	12.3	103.2	2.6					
1991 3	106.4	107.9	16.0	98.6	-1.3	117.1	114.4	16.4	102.4	3.2					
1991 4	108.2	110.2	9.9	98.2	-0.9	119.2	117.3	18.8	101.6	2.6					
1992 1	112.3	111.4	1.2	100.8	-0.4	110.4	105.3	1.5	104.8	2.7					
1992 2	113.4	114.3	-3.5	99.2	0.5	116.4	112.7	-1.9	103.3	0.1					
1992 3	101.8	103.4	-4.2	98.5	-0.1	115.3	113.7	-0.6	101.4	-1.0					
1992 4	101.6	101.3	-8.1	100.3	2.1	112.9	107.8	-8.1	104.7	3.1					
1993 1	100.7	97.1	-12.8	103.7	2.9	109.6	101.5	-3.6	108.0	3.1					
1993 2	102.1	101.4	-11.3	100.7	1.5	122.0	112.5	-0.2	108.4	4.9					
1993 3	97.8	94.7	-8.4	103.3	4.9	125.5	113.9	0.2	110.2	8.7					
1993 4	100.5	99.0	-2.3	101.5	1.2	123.8	114.4	6.1	108.2	3.3					
	Monatliche Indizes					Monthly Indices					Indices mensuels				
1989 1	93.2	95.8	:	97.3	:	95.4	95.8	:	99.6	:					
1989 2	94.8	97.6	:	97.1	:	99.9	98.7	:	101.2	:					
1989 3	102.2	105.4	:	97.0	:	107.3	108.4	:	99.0	:					
1989 4	98.7	101.1	:	97.6	:	109.1	110.0	:	99.2	:					
1989 5	98.4	101.7	:	96.8	:	112.6	112.3	:	100.3	:					
1989 6	118.2	120.0	:	98.5	:	130.0	129.1	:	100.7	:					
1989 7	102.8	104.7	:	98.2	:	116.6	115.7	:	100.8	:					
1989 8	78.6	79.6	:	98.8	:	107.7	106.4	:	101.2	:					
1989 9	104.6	106.6	:	98.1	:	115.2	114.7	:	100.4	:					
1989 10	107.5	109.4	:	98.3	:	115.8	113.5	:	102.0	:					
1989 11	103.2	104.1	:	99.1	:	112.4	110.2	:	102.0	:					
1989 12	85.5	85.9	:	99.5	:	107.8	107.6	:	100.2	:					

SITC 53: FARBMITTEL,
GERBSTOFFE UND FARBENSITC 53: DYEING,
TANNING AND
COLOURING MATERIALSCTCI 53: PRODUITS POUR
TEINTURE ET TANNAGE ET
COLORANTS

	Intra-EU Intra-EU Intra-UE					Extra-EU Extra-EU Extra-UE									
	VAL	VOL	VOL Δ%	UV	UV Δ%	VAL	VOL	VOL Δ%	UV	UV Δ%					
	Monatliche Indizes					Monthly Indices					Indices mensuels				
1990 1	99.3	98.1	5.8	101.2	5.2	95.6	97.6	5.4	97.9	4.5					
1990 2	98.0	97.0	7.2	101.0	4.9	96.3	98.8	15.3	97.5	2.0					
1990 3	109.7	109.5	8.0	100.2	4.4	114.1	109.9	16.5	103.8	6.0					
1990 4	101.5	100.6	-2.7	100.9	5.3	96.8	99.7	-12.5	97.1	9.2					
1990 5	107.1	108.0	5.8	99.2	2.3	103.3	101.1	2.7	102.2	10.2					
1990 6	106.9	107.4	-2.6	99.5	2.5	105.1	104.2	-17.5	100.9	9.8					
1990 7	104.5	103.8	3.0	100.7	3.7	109.3	110.0	10.3	99.4	7.5					
1990 8	74.5	74.6	-4.8	99.8	2.3	85.5	86.6	-7.6	98.7	6.5					
1990 9	96.9	96.8	1.7	100.1	2.4	95.1	98.2	-3.1	96.8	-0.2					
1990 10	110.8	112.1	2.7	98.8	0.5	107.4	103.8	-7.2	103.5	10.1					
1990 11	106.7	108.0	6.9	98.8	-0.3	109.5	106.0	-3.8	103.3	8.4					
1990 12	80.3	80.1	-6.8	100.3	0.5	77.8	79.5	-18.0	97.8	7.8					
1991 1	102.0	100.6	2.5	101.4	0.2	99.7	99.6	2.0	100.1	2.2					
1991 2	100.6	98.4	1.4	102.2	1.2	99.2	99.6	0.8	99.6	2.2					
1991 3	101.1	100.7	-8.0	100.4	0.2	94.0	96.7	-12.0	97.2	-6.4					
1991 4	105.1	104.8	4.2	100.3	-0.6	108.5	107.9	8.2	100.6	3.6					
1991 5	106.7	106.7	-1.2	100.0	0.8	101.1	101.0	-0.1	100.1	-2.1					
1991 6	109.8	109.8	2.2	100.0	0.5	108.8	104.9	0.7	103.7	2.8					
1991 7	115.5	116.3	12.0	99.3	-1.4	108.5	101.1	-8.1	107.3	7.9					
1991 8	75.0	74.6	0.0	100.5	0.7	86.8	83.1	-4.0	104.5	5.9					
1991 9	105.7	105.1	8.6	100.6	0.5	94.9	92.7	-5.6	102.4	5.8					
1991 10	113.8	115.9	3.4	98.2	-0.6	109.9	108.1	4.1	101.7	-1.7					
1991 11	103.1	103.8	-3.9	99.3	0.5	97.7	97.0	-8.5	100.7	-2.5					
1991 12	86.2	87.2	8.9	98.8	-1.5	82.9	82.4	3.6	100.6	2.9					
1992 1	103.7	101.8	1.2	101.9	0.5	102.3	99.3	-0.3	103.0	2.9					
1992 2	110.2	107.8	9.6	102.2	0.0	102.1	103.9	4.3	98.3	-1.3					
1992 3	122.1	119.8	19.0	101.9	1.5	112.5	112.6	16.4	99.9	2.8					
1992 4	115.2	114.6	9.4	100.5	0.2	119.3	115.6	7.1	103.2	2.6					
1992 5	109.1	109.4	2.5	99.7	-0.3	117.8	119.1	17.9	98.9	-1.2					
1992 6	117.5	117.4	6.9	100.1	0.1	113.0	111.4	6.2	101.4	-2.2					
1992 7	121.8	122.9	5.7	99.1	-0.2	120.1	118.7	17.4	101.2	-5.7					
1992 8	76.3	76.3	2.3	100.0	-0.5	86.7	87.1	4.8	99.5	-4.8					
1992 9	108.9	110.9	5.5	98.2	-2.4	102.1	100.8	8.7	101.3	-1.1					
1992 10	112.0	112.6	-2.8	99.5	1.3	119.4	111.9	3.5	106.7	4.9					
1992 11	102.1	101.8	-1.9	100.3	1.0	111.9	107.9	11.2	103.7	3.0					
1992 12	87.6	86.1	-1.3	101.8	3.0	98.9	91.5	11.0	108.1	7.5					
1993 1	93.5	89.7	-11.9	104.2	2.3	94.2	83.0	-16.4	113.5	10.2					
1993 2	105.5	101.2	-6.1	104.2	2.0	99.0	90.9	-12.5	108.9	10.8					
1993 3	111.7	106.1	-11.4	105.3	3.3	113.6	103.0	-8.5	110.3	10.4					
1993 4	96.6	92.4	-19.4	104.5	4.0	111.6	103.3	-10.6	108.0	4.7					
1993 5	96.8	95.0	-13.2	101.9	2.2	111.8	100.5	-15.6	111.2	12.4					
1993 6	107.1	104.6	-10.9	102.4	2.3	124.9	112.8	1.3	110.7	9.2					
1993 7	98.4	95.9	-22.0	102.6	3.5	113.7	101.7	-14.3	111.8	10.5					
1993 8	77.4	74.1	-2.9	104.5	4.5	100.5	86.6	-0.6	116.1	16.7					
1993 9	100.5	98.9	-10.8	101.6	3.5	119.2	104.2	3.4	114.4	12.9					
1993 10	101.5	99.8	-11.4	101.7	2.2	124.3	113.3	1.3	109.7	2.8					
1993 11	99.4	95.1	-6.6	104.5	4.2	127.2	112.2	4.0	113.4	9.4					
1993 12	92.7	89.5	3.9	103.6	1.8	107.9	99.1	8.3	108.9	0.7					

SITC 53: FARBMITTEL,
GERBSTOFFE UND FARBENSITC 53: DYEING,
TANNING AND
COLOURING MATERIALSCTCI 53: PRODUITS POUR
TEINTURE ET TANNAGE ET
COLORANTS

	Intra-EU Intra-EU Intra-UE					Extra-EU Extra-EU Extra-UE									
	VAL	VOL	VOL Δ%	UV	UV Δ%	VAL	VOL	VOL Δ%	UV	UV Δ%					
	Monatliche Indizes					Monthly Indices					Indices mensuels				
1990 1	102.8	101.5	5.9	101.3	4.1	100.2	99.5	3.9	100.7	1.1					
1990 2	96.8	95.4	-2.3	101.5	4.5	96.8	95.6	-3.1	101.3	0.1					
1990 3	112.4	111.4	5.7	100.9	4.0	108.1	106.6	-1.7	101.4	2.4					
1990 4	98.8	99.0	-2.1	99.8	2.3	97.5	96.7	-12.1	100.8	1.6					
1990 5	105.6	106.2	4.4	99.4	2.7	107.7	107.3	-4.5	100.4	0.1					
1990 6	107.4	107.4	-10.5	100.0	1.5	103.6	102.9	-20.3	100.7	0.0					
1990 7	102.2	102.5	-2.1	99.7	1.5	102.2	101.4	-12.4	100.8	0.0					
1990 8	78.8	78.9	-0.9	99.9	1.1	96.2	97.6	-8.3	98.6	-2.6					
1990 9	97.9	97.7	-8.3	100.2	2.1	94.2	95.9	-16.4	98.2	-2.2					
1990 10	115.0	116.6	6.6	98.6	0.3	108.3	109.5	-3.5	98.9	-3.0					
1990 11	106.6	107.4	3.2	99.3	0.2	102.0	102.4	-7.1	99.6	-2.4					
1990 12	76.7	76.9	-10.5	99.7	0.2	83.0	84.3	-21.7	98.4	-1.8					
1991 1	115.4	112.1	10.4	102.9	1.6	104.8	102.7	3.2	102.0	1.3					
1991 2	107.6	107.1	12.3	100.5	-1.0	102.7	101.2	5.9	101.5	0.2					
1991 3	111.3	111.1	-0.3	100.2	-0.7	109.8	107.0	0.4	102.6	1.2					
1991 4	114.0	115.0	16.2	99.1	-0.7	117.9	114.1	18.0	103.3	2.5					
1991 5	116.1	117.3	10.5	99.0	-0.4	117.0	113.9	6.2	102.7	2.3					
1991 6	120.4	122.7	14.2	98.1	-1.9	120.7	116.6	13.3	103.5	2.8					
1991 7	122.3	124.5	21.5	98.2	-1.5	127.2	123.7	22.0	102.8	2.0					
1991 8	85.3	85.8	8.7	99.4	-0.5	113.0	109.3	12.0	103.4	4.9					
1991 9	111.6	113.3	16.0	98.5	-1.7	111.2	110.1	14.8	101.0	2.9					
1991 10	123.5	125.9	8.0	98.1	-0.5	130.4	128.7	17.5	101.3	2.4					
1991 11	111.0	113.0	5.2	98.2	-1.1	115.9	112.7	10.1	102.8	3.2					
1991 12	90.1	91.8	19.4	98.2	-1.5	111.5	110.6	31.2	100.8	2.4					
1992 1	105.9	104.6	-6.7	101.2	-1.7	103.8	98.9	-3.7	105.0	2.9					
1992 2	111.1	110.4	3.1	100.6	0.1	107.1	102.0	0.8	105.0	3.4					
1992 3	120.3	119.3	7.4	100.8	0.6	120.0	114.9	7.4	104.4	1.8					
1992 4	115.2	115.5	0.4	99.7	0.6	121.8	118.3	3.7	103.0	-0.3					
1992 5	106.5	107.0	-8.8	99.5	0.5	112.8	109.5	-3.9	103.0	0.3					
1992 6	118.5	120.4	-1.9	98.4	0.3	114.6	110.4	-5.3	103.8	0.3					
1992 7	116.5	118.4	-4.9	98.4	0.2	128.1	125.8	1.7	101.8	-1.0					
1992 8	81.7	82.4	-4.0	99.2	-0.2	104.7	104.1	-4.8	100.6	-2.7					
1992 9	107.2	109.4	-3.4	98.0	-0.5	113.0	111.1	0.9	101.7	0.7					
1992 10	117.8	117.7	-6.5	100.1	2.0	119.5	116.5	-9.5	102.6	1.3					
1992 11	102.4	102.5	-9.3	99.9	1.7	108.0	101.7	-9.8	106.2	3.3					
1992 12	84.7	83.8	-8.7	101.1	3.0	111.0	105.2	-4.9	105.5	4.7					
1993 1	98.8	94.1	-10.0	105.0	3.8	96.8	89.9	-9.1	107.7	2.6					
1993 2	100.3	97.2	-12.0	103.2	2.6	108.5	99.9	-2.1	108.6	3.4					
1993 3	102.8	99.9	-16.3	102.9	2.1	123.3	114.6	-0.3	107.6	3.1					
1993 4	94.4	94.4	-18.3	100.0	0.3	118.0	108.3	-8.5	109.0	5.8					
1993 5	102.5	102.2	-4.5	100.3	0.8	118.2	109.5	0.0	107.9	4.8					
1993 6	109.6	107.7	-10.5	101.8	3.5	129.6	119.7	8.4	108.3	4.3					
1993 7	100.7	98.5	-16.8	102.2	3.9	128.6	117.7	-6.4	109.3	7.4					
1993 8	75.7	71.6	-13.1	105.7	6.6	121.9	108.8	4.5	112.0	11.3					
1993 9	117.0	113.9	4.1	102.7	4.8	126.1	115.2	3.7	109.5	7.7					
1993 10	110.1	109.4	-7.1	100.6	0.5	124.6	117.8	1.1	105.8	3.1					
1993 11	103.2	101.0	-1.5	102.2	2.3	120.6	111.3	9.4	108.4	2.1					
1993 12	87.9	86.5	3.2	101.6	0.5	125.9	114.0	8.4	110.4	4.6					

SITC 54: MEDIZINISCHE UND
PHARMAZEUTISCHE
ERZEUGNISSESITC 54: MEDICAL AND
PHARMACEUTICAL
PRODUCTSCTCI 54: PRODUITS
MEDICINAUX ET
PHARMACEUTIQUES

	Intra-EU Intra-EU Intra-UE					Extra-EU Extra-EU Extra-UE									
	VAL	VOL	VOL Δ%	UV	UV Δ%	VAL	VOL	VOL Δ%	UV	UV Δ%					
	Jährliche Indizes					Annual Indices					Indices annuels				
1989	88.9	94.0	:	94.6	:	89.4	92.7	:	96.4	:					
1990	100.0	100.0	6.4	100.0	5.7	100.0	100.0	7.9	100.0	3.7					
1991	120.2	113.1	13.1	106.3	6.3	117.6	107.2	7.2	109.7	9.7					
1992	135.6	116.8	3.3	116.1	9.2	138.7	114.4	6.7	121.2	10.5					
1993	136.2	119.5	2.3	114.0	-1.8	153.4	112.6	-1.6	136.2	12.4					
	Vierteljährliche Indizes					Quarterly Indices					Indices trimestriels				
1989 1	85.8	92.4	:	92.9	:	84.5	91.6	:	92.3	:					
1989 2	91.5	96.3	:	95.0	:	94.8	98.6	:	96.1	:					
1989 3	87.2	91.3	:	95.5	:	81.9	83.5	:	98.1	:					
1989 4	92.4	97.5	:	94.8	:	97.6	98.7	:	98.9	:					
1990 1	100.1	100.9	9.2	99.2	6.8	101.1	106.0	15.7	95.4	3.4					
1990 2	101.4	101.0	4.9	100.4	5.7	104.9	100.5	1.9	104.4	8.6					
1990 3	93.3	92.6	1.4	100.8	5.5	90.1	91.3	9.3	98.7	0.6					
1990 4	104.2	104.5	7.2	99.7	5.2	103.4	101.8	3.1	101.6	2.7					
1991 1	116.4	112.9	11.9	103.1	3.9	114.7	113.7	7.3	100.9	5.8					
1991 2	121.3	115.7	14.6	104.8	4.4	122.6	112.5	11.9	109.0	4.4					
1991 3	118.0	109.0	17.7	108.3	7.4	112.2	96.7	5.9	116.0	17.5					
1991 4	122.4	112.1	7.3	109.2	9.5	119.7	104.8	2.9	114.2	12.4					
1992 1	132.6	117.1	3.7	113.2	9.8	145.4	122.6	7.8	118.6	17.5					
1992 2	140.2	121.2	4.8	115.7	10.4	140.7	115.1	2.3	122.2	12.1					
1992 3	129.3	111.4	2.2	116.1	7.2	129.6	107.5	11.2	120.6	4.0					
1992 4	147.2	123.3	10.0	119.4	9.3	141.8	114.8	9.5	123.5	8.1					
1993 1	131.7	117.9	0.7	111.7	-1.3	150.7	110.3	-10.0	136.6	15.2					
1993 2	133.6	114.3	-5.7	116.9	1.0	155.6	114.7	-0.3	135.7	11.0					
1993 3	125.2	112.0	0.5	111.8	-3.7	147.4	107.6	0.1	137.0	13.6					
1993 4	142.9	123.8	0.4	115.4	-3.4	158.3	116.9	1.8	135.4	9.6					
	Monatliche Indizes					Monthly Indices					Indices mensuels				
1989 1	87.2	93.1	:	93.7	:	92.1	97.9	:	94.1	:					
1989 2	84.0	89.6	:	93.8	:	79.7	86.7	:	91.9	:					
1989 3	86.2	94.5	:	91.2	:	81.9	90.3	:	90.7	:					
1989 4	88.4	91.0	:	97.1	:	94.1	99.8	:	94.3	:					
1989 5	88.1	92.7	:	95.0	:	92.7	95.6	:	97.0	:					
1989 6	98.2	105.3	:	93.3	:	97.4	100.2	:	97.2	:					
1989 7	97.4	102.9	:	94.7	:	89.9	91.9	:	97.8	:					
1989 8	74.0	74.4	:	99.5	:	74.6	73.6	:	101.3	:					
1989 9	90.3	96.8	:	93.3	:	81.5	85.1	:	95.8	:					
1989 10	98.5	102.4	:	96.2	:	97.9	98.0	:	99.9	:					
1989 11	93.3	99.4	:	93.9	:	105.5	103.5	:	101.9	:					
1989 12	85.6	90.8	:	94.3	:	89.5	94.6	:	94.6	:					

SITC 54: MEDIZINISCHE UND
PHARMAZEUTISCHE
ERZEUGNISSESITC 54: MEDICAL AND
PHARMACEUTICAL
PRODUCTSCTCI 54: PRODUITS
MEDICINAUX ET
PHARMACEUTIQUES

	Intra-EU Intra-EU Intra-UE					Extra-EU Extra-EU Extra-UE									
	VAL	VOL	VOL Δ%	UV	UV Δ%	VAL	VOL	VOL Δ%	UV	UV Δ%					
	Jährliche Indizes					Annual Indices					Indices annuels				
1989	88.5	92.2	:	96.0	:	95.8	98.3	:	97.5	:					
1990	100.0	100.0	8.5	100.0	4.2	100.0	100.0	1.7	100.0	2.6					
1991	115.7	111.4	11.4	103.9	3.9	114.0	109.8	9.8	103.8	3.8					
1992	136.0	120.1	7.8	113.2	9.0	130.8	115.2	4.9	113.5	9.3					
1993	147.1	117.3	-2.3	125.4	10.8	159.0	124.0	7.6	128.2	13.0					
	Vierteljährliche Indizes					Quarterly Indices					Indices trimestriels				
1989 1	86.9	92.1	:	94.3	:	91.6	95.4	:	96.0	:					
1989 2	91.6	96.2	:	95.2	:	101.2	104.3	:	97.0	:					
1989 3	85.4	86.9	:	98.3	:	94.9	95.1	:	99.8	:					
1989 4	92.0	95.4	:	96.4	:	104.0	106.9	:	97.3	:					
1990 1	100.0	99.3	7.8	100.7	6.8	99.6	98.9	3.7	100.7	4.9					
1990 2	100.7	101.0	5.0	99.7	4.7	99.4	99.7	-4.4	99.7	2.8					
1990 3	92.9	92.3	6.2	100.6	2.3	97.8	97.5	2.5	100.3	0.5					
1990 4	104.5	105.4	10.5	99.1	2.8	103.7	104.2	-2.5	99.5	2.3					
1991 1	113.7	109.9	10.7	103.5	2.8	104.0	99.7	0.8	104.3	3.6					
1991 2	117.8	113.9	12.8	103.4	3.7	111.5	107.3	7.6	103.9	4.2					
1991 3	114.6	108.0	17.0	106.1	5.5	116.3	108.5	11.3	107.2	6.9					
1991 4	121.7	118.5	12.4	102.7	3.6	130.5	129.6	24.4	100.7	1.2					
1992 1	133.8	118.7	8.0	112.7	8.9	137.8	119.0	19.4	115.8	11.0					
1992 2	138.9	122.3	7.4	113.6	9.9	134.4	118.1	10.1	113.8	9.5					
1992 3	131.9	118.0	9.3	111.8	5.4	132.0	119.7	10.3	110.3	2.9					
1992 4	145.4	127.1	7.3	114.4	11.4	142.6	124.8	-3.7	114.3	13.5					
1993 1	142.8	113.3	-4.5	126.0	11.8	142.7	115.1	-3.3	124.0	7.1					
1993 2	142.1	116.1	-5.1	122.4	7.7	153.7	120.3	1.9	127.8	12.3					
1993 3	138.4	106.3	-9.9	130.2	16.5	157.1	121.8	1.8	129.0	17.0					
1993 4	148.7	120.6	-5.1	123.3	7.8	168.7	128.0	2.6	131.8	15.3					
	Monatliche Indizes					Monthly Indices					Indices mensuels				
1989 1	85.5	87.9	:	97.3	:	87.0	91.7	:	94.9	:					
1989 2	88.6	94.3	:	94.0	:	88.6	89.9	:	98.5	:					
1989 3	86.5	94.1	:	91.9	:	99.2	104.6	:	94.8	:					
1989 4	87.5	92.6	:	94.5	:	97.5	99.9	:	97.6	:					
1989 5	88.5	93.8	:	94.3	:	98.1	100.3	:	97.8	:					
1989 6	98.8	102.2	:	96.7	:	107.7	112.7	:	95.6	:					
1989 7	95.4	96.0	:	99.4	:	98.1	98.5	:	99.6	:					
1989 8	74.8	73.0	:	102.4	:	95.7	94.7	:	101.1	:					
1989 9	86.1	91.7	:	93.9	:	91.1	92.3	:	98.7	:					
1989 10	96.2	97.1	:	99.1	:	102.0	99.8	:	102.2	:					
1989 11	94.2	98.2	:	95.9	:	106.1	109.6	:	96.8	:					
1989 12	85.4	90.8	:	94.1	:	104.0	111.2	:	93.5	:					

SITC 54: MEDIZINISCHE UND
PHARMAZEUTISCHE
ERZEUGNISSESITC 54: MEDICAL AND
PHARMACEUTICAL
PRODUCTSCTCI 54: PRODUITS
MEDICINAUX ET
PHARMACEUTIQUES

	Intra-EU Intra-EU Intra-UE					Extra-EU Extra-EU Extra-UE									
	VAL	VOL	VOL Δ%	UV	UV Δ%	VAL	VOL	VOL Δ%	UV	UV Δ%					
	Monatliche Indizes					Monthly Indices					Indices mensuels				
1990 1	99.4	100.2	7.6	99.2	5.9	105.3	111.4	13.8	94.5	0.4					
1990 2	95.2	93.5	4.4	101.8	8.5	95.3	99.9	15.2	95.4	3.8					
1990 3	105.8	109.1	15.4	97.0	6.4	102.7	106.6	18.1	96.3	6.2					
1990 4	95.9	95.9	5.4	100.0	3.0	100.4	94.0	-5.8	106.8	13.3					
1990 5	108.7	110.1	18.8	98.7	3.9	111.9	113.1	18.3	98.9	2.0					
1990 6	99.7	97.1	-7.8	102.7	10.1	102.7	94.4	-5.8	108.8	11.9					
1990 7	105.3	104.8	1.8	100.5	6.1	93.3	95.9	4.4	97.3	-0.5					
1990 8	81.2	78.8	5.9	103.1	3.6	86.7	83.1	12.9	104.3	3.0					
1990 9	93.4	94.2	-2.7	99.1	6.2	90.2	94.9	11.5	95.1	-0.7					
1990 10	118.6	116.3	13.6	102.0	6.0	112.5	109.1	11.3	103.1	3.2					
1990 11	101.8	102.8	3.4	99.0	5.4	108.1	104.0	0.5	103.9	2.0					
1990 12	92.1	94.4	4.0	97.6	3.5	89.7	92.2	-2.5	97.3	2.9					
1991 1	119.8	114.6	14.4	104.5	5.3	123.7	118.6	6.5	104.3	10.4					
1991 2	113.6	111.9	19.7	101.5	-0.3	110.9	110.6	10.7	100.3	5.1					
1991 3	115.9	112.3	2.9	103.2	6.4	109.6	111.9	5.0	97.9	1.7					
1991 4	124.7	120.1	25.2	103.8	3.8	122.2	112.8	20.0	108.3	1.4					
1991 5	116.8	113.3	2.9	103.1	4.5	123.4	113.2	0.1	109.0	10.2					
1991 6	122.3	113.8	17.2	107.5	4.7	122.3	111.5	18.1	109.7	0.8					
1991 7	134.2	127.9	22.0	104.9	4.4	120.9	106.8	11.4	113.2	16.3					
1991 8	96.8	85.9	9.0	112.7	9.3	91.2	78.0	-6.1	116.9	12.1					
1991 9	123.3	113.3	20.3	108.8	9.8	124.5	105.3	11.0	118.2	24.3					
1991 10	133.7	121.9	4.8	109.7	7.5	135.2	119.3	9.3	113.3	9.9					
1991 11	121.9	115.5	12.4	105.5	6.6	117.3	105.3	1.3	111.4	7.2					
1991 12	111.8	98.9	4.8	113.0	15.8	106.4	89.6	-2.8	118.7	22.0					
1992 1	126.3	113.3	-1.1	111.5	6.7	141.4	116.5	-1.8	121.4	16.4					
1992 2	129.1	115.3	3.0	112.0	10.3	139.0	117.0	5.8	118.8	18.4					
1992 3	142.1	122.7	9.3	115.8	12.2	156.2	134.4	20.1	116.2	18.7					
1992 4	137.2	116.2	-3.2	118.1	13.8	143.8	113.2	0.4	127.0	17.3					
1992 5	130.3	114.4	1.0	113.9	10.5	131.3	110.0	-2.8	119.4	9.5					
1992 6	153.1	133.0	16.9	115.1	7.1	147.0	122.1	9.5	120.4	9.8					
1992 7	148.3	130.0	1.6	114.1	8.8	143.1	124.0	16.1	115.4	1.9					
1992 8	99.8	85.7	-0.2	116.5	3.4	104.0	81.8	4.9	127.2	8.8					
1992 9	140.1	118.7	4.8	118.0	8.5	142.0	116.8	10.9	121.6	2.9					
1992 10	148.0	126.5	3.8	117.0	6.7	136.0	112.3	-5.9	121.1	6.9					
1992 11	144.8	123.0	6.5	117.7	11.6	154.1	122.6	16.4	125.7	12.8					
1992 12	148.7	120.4	21.7	123.5	9.3	135.0	109.4	22.1	123.4	4.0					
1993 1	122.0	109.7	-3.2	111.2	-0.3	143.3	107.9	-7.4	132.8	9.4					
1993 2	128.7	121.2	5.1	106.2	-5.2	148.8	107.8	-7.9	138.0	16.2					
1993 3	144.3	122.8	0.1	117.5	1.5	159.9	115.2	-14.3	138.8	19.4					
1993 4	125.2	103.5	-10.9	121.0	2.5	157.5	109.2	-3.5	144.2	13.5					
1993 5	127.6	112.4	-1.7	113.5	-0.4	151.7	110.8	0.7	136.9	14.7					
1993 6	148.0	127.0	-4.5	116.5	1.2	158.0	124.1	1.6	127.3	5.7					
1993 7	133.9	118.8	-8.6	112.7	-1.2	158.1	112.2	-9.5	140.9	22.1					
1993 8	100.4	92.1	7.5	109.0	-6.4	123.5	89.9	9.9	137.4	8.0					
1993 9	141.5	125.2	5.5	113.0	-4.2	160.8	120.7	3.3	133.2	9.5					
1993 10	133.5	117.7	-7.0	113.4	-3.1	158.6	114.3	1.8	138.8	14.6					
1993 11	145.8	125.7	2.2	116.0	-1.4	168.1	123.6	0.8	136.0	8.2					
1993 12	149.4	127.9	6.2	116.8	-5.4	148.1	112.9	3.2	131.2	6.3					

SITC 54: MEDIZINISCHE UND
PHARMAZEUTISCHE
ERZEUGNISSESITC 54: MEDICAL AND
PHARMACEUTICAL
PRODUCTSCTCI 54: PRODUITS
MEDICINAUX ET
PHARMACEUTIQUES

	Intra-EU Intra-EU Intra-UE					Extra-EU Extra-EU Extra-UE									
	VAL	VOL	VOL Δ%	UV	UV Δ%	VAL	VOL	VOL Δ%	UV	UV Δ%					
	Monatliche Indizes					Monthly Indices					Indices mensuels				
1990 1	102.3	100.0	13.8	102.3	5.1	98.3	95.8	4.5	102.6	8.1					
1990 2	95.4	95.8	1.6	99.6	6.0	97.3	97.9	8.9	99.4	0.9					
1990 3	102.3	102.2	8.6	100.1	8.9	103.1	103.0	-1.5	100.1	5.6					
1990 4	93.4	94.1	1.6	99.3	5.1	95.4	97.0	-2.9	98.3	0.7					
1990 5	101.2	97.8	4.3	103.5	9.8	102.0	100.0	-0.3	102.0	4.3					
1990 6	107.4	111.0	8.6	96.8	0.1	100.9	102.1	-9.4	98.8	3.3					
1990 7	105.6	107.6	12.1	98.1	-1.3	108.5	108.0	9.6	100.5	0.9					
1990 8	79.8	77.7	6.4	102.7	0.3	94.4	94.0	-0.7	100.4	-0.7					
1990 9	93.3	91.6	-0.1	101.9	8.5	90.5	90.5	-2.0	100.0	1.3					
1990 10	112.6	114.7	18.1	98.2	-0.9	106.9	108.0	8.2	99.0	-3.1					
1990 11	105.7	108.1	10.1	97.8	2.0	106.8	104.4	-4.7	102.3	5.7					
1990 12	94.9	93.3	2.8	101.7	8.1	97.0	100.1	-10.0	96.9	3.6					
1991 1	116.0	109.4	9.4	106.0	3.6	105.1	99.3	3.7	105.8	3.1					
1991 2	110.3	107.7	12.4	102.4	2.8	102.1	101.5	3.7	100.6	1.2					
1991 3	115.2	112.7	10.3	102.2	2.1	104.6	98.2	-4.7	106.5	6.4					
1991 4	118.0	118.0	25.4	100.0	0.7	108.9	105.8	9.1	102.9	4.7					
1991 5	112.7	108.9	11.3	103.5	0.0	114.0	113.3	13.3	100.6	-1.4					
1991 6	122.6	115.0	3.6	106.6	10.1	111.5	102.8	0.7	108.5	9.8					
1991 7	130.7	124.7	15.9	104.8	6.8	128.5	118.5	9.7	108.4	7.9					
1991 8	98.6	88.7	14.2	111.2	8.3	106.3	99.5	5.9	106.8	6.4					
1991 9	114.4	110.5	20.6	103.5	1.6	114.2	107.3	18.6	106.4	6.4					
1991 10	132.2	129.7	13.1	101.9	3.8	130.6	127.2	17.8	102.7	3.7					
1991 11	123.1	121.4	12.3	101.4	3.7	132.2	135.5	29.8	97.6	-4.6					
1991 12	110.0	104.4	11.9	105.4	3.6	128.7	126.1	26.0	102.1	5.4					
1992 1	134.2	117.8	7.7	113.9	7.5	131.0	111.6	12.4	117.4	11.0					
1992 2	127.3	115.1	6.9	110.6	8.0	128.6	113.5	11.8	113.3	12.6					
1992 3	139.9	123.0	9.1	113.7	11.3	153.7	131.8	34.2	116.6	9.5					
1992 4	138.2	119.0	0.8	116.1	16.1	138.4	122.9	16.2	112.6	9.4					
1992 5	131.4	120.2	10.4	109.3	5.6	122.9	106.5	-6.0	115.4	14.7					
1992 6	147.3	127.6	11.0	115.4	8.3	141.8	124.8	21.4	113.6	4.7					
1992 7	153.5	140.4	12.6	109.3	4.3	158.4	145.1	22.4	109.2	0.7					
1992 8	100.8	87.0	-1.9	115.9	4.2	111.3	97.8	-1.7	113.8	6.6					
1992 9	141.4	126.4	14.4	111.9	8.1	126.1	116.1	8.2	108.6	2.1					
1992 10	155.5	142.4	9.8	109.2	7.2	150.9	138.2	8.6	109.2	6.3					
1992 11	139.4	118.7	-2.2	117.4	15.8	130.2	112.6	-16.9	115.6	18.4					
1992 12	141.6	120.3	15.2	117.7	11.7	146.8	123.4	-2.1	119.0	16.6					
1993 1	142.2	106.7	-9.4	133.3	17.0	122.6	103.4	-7.3	118.6	1.0					
1993 2	136.3	113.2	-1.7	120.4	8.9	142.2	112.3	-1.1	126.6	11.7					
1993 3	149.9	120.0	-2.4	124.9	9.9	163.2	129.6	-1.7	125.9	8.0					
1993 4	137.2	116.6	-2.0	117.7	1.4	153.6	118.5	-3.6	129.6	15.1					
1993 5	137.4	107.0	-11.0	128.4	17.5	140.7	106.5	0.0	132.1	14.5					
1993 6	151.9	124.7	-2.3	121.8	5.5	167.0	135.8	8.8	123.0	8.3					
1993 7	158.1	123.6	-12.0	127.9	17.0	175.6	136.9	-5.7	128.3	17.5					
1993 8	106.8	82.7	-4.9	129.2	11.5	138.7	106.1	8.5	130.7	14.9					
1993 9	150.1	112.5	-11.0	133.4	19.2	156.8	122.2	5.3	128.3	18.1					
1993 10	141.8	122.1	-14.3	116.1	6.3	164.2	126.1	-8.8	130.2	19.2					
1993 11	149.5	119.9	1.0	124.7	6.2	163.1	121.8	8.2	133.9	15.8					
1993 12	155.2	120.0	-0.2	129.3	9.9	178.6	135.9	10.1	131.4	10.4					

SITC 55: AETHERISCHE
OELE; RIECHMITTEL; PUTZ-
UND REINIGUNGSMITTEL

SITC 55: ESSENTIAL OILS
+ PERFUME MATERIALS;
TOILET, POLISH + CLEAN.
PREPARAT.

CTCI 55: HUILES ESSENT.,
PRODUITS POUR
PARFUMERIE, TOILETTE ET
ENTRETIEN

	Intra-EU Intra-EU Intra-UE					Extra-EU Extra-EU Extra-UE									
	VAL	VOL	VOL Δ%	UV	UV Δ%	VAL	VOL	VOL Δ%	UV	UV Δ%					
	Jährliche Indizes					Annual Indices					Indices annuels				
1989	87.7	91.3	:	96.1	:	94.6	92.7	:	102.1	:					
1990	100.0	100.0	9.5	100.0	4.1	100.0	100.0	7.9	100.0	-2.1					
1991	112.6	110.2	10.2	102.2	2.2	114.6	113.1	13.1	101.3	1.3					
1992	125.6	121.1	9.9	103.7	1.5	123.0	120.9	6.9	101.7	0.4					
1993	121.2	114.2	-5.7	106.1	2.3	137.2	121.2	0.2	113.2	11.3					
	Vierteljährliche Indizes					Quarterly Indices					Indices trimestriels				
1989 1	85.3	89.9	:	94.9	:	94.7	92.6	:	102.3	:					
1989 2	90.2	93.7	:	96.3	:	101.4	100.2	:	101.2	:					
1989 3	86.0	89.4	:	96.2	:	92.3	90.1	:	102.4	:					
1989 4	90.8	93.5	:	97.1	:	89.4	87.1	:	102.6	:					
1990 1	100.0	100.3	11.6	99.7	5.1	102.1	102.5	10.7	99.6	-2.6					
1990 2	97.8	98.0	4.6	99.8	3.6	99.8	98.7	-1.5	101.1	-0.1					
1990 3	98.2	99.0	10.7	99.2	3.1	97.4	98.0	8.8	99.4	-2.9					
1990 4	103.9	102.6	9.7	101.3	4.3	100.5	100.6	15.5	99.9	-2.6					
1991 1	110.9	109.7	9.4	101.1	1.4	109.7	111.3	8.6	98.6	-1.0					
1991 2	113.3	111.7	14.0	101.4	1.6	115.0	113.6	15.1	101.2	0.1					
1991 3	112.3	108.8	9.9	103.2	4.0	114.1	110.2	12.4	103.5	4.1					
1991 4	113.5	109.9	7.1	103.3	2.0	119.5	117.2	16.5	102.0	2.1					
1992 1	126.0	121.7	10.9	103.5	2.4	125.8	122.9	10.4	102.4	3.9					
1992 2	125.1	120.6	8.0	103.7	2.3	125.5	123.6	8.8	101.5	0.3					
1992 3	127.3	123.0	13.1	103.5	0.3	123.4	124.8	13.2	98.9	-4.4					
1992 4	126.4	121.4	10.5	104.1	0.8	119.9	115.0	-1.9	104.3	2.3					
1993 1	118.1	110.6	-9.1	106.8	3.2	129.4	117.4	-4.5	110.2	7.6					
1993 2	117.8	112.4	-6.8	104.8	1.1	138.5	124.7	0.9	111.1	9.5					
1993 3	119.6	113.3	-7.9	105.6	2.0	135.1	119.7	-4.1	112.9	14.2					
1993 4	121.2	113.2	-6.8	107.1	2.9	146.1	123.2	7.1	118.6	13.7					
	Monatliche Indizes					Monthly Indices					Indices mensuels				
1989 1	80.8	86.0	:	94.0	:	95.2	93.9	:	101.4	:					
1989 2	84.2	89.1	:	94.5	:	90.0	89.4	:	100.7	:					
1989 3	90.8	94.5	:	96.1	:	99.0	94.6	:	104.7	:					
1989 4	88.0	90.6	:	97.1	:	98.6	97.3	:	101.3	:					
1989 5	88.6	91.7	:	96.6	:	98.9	98.5	:	100.4	:					
1989 6	94.0	98.7	:	95.2	:	106.7	104.7	:	101.9	:					
1989 7	87.3	91.3	:	95.6	:	95.8	92.1	:	104.0	:					
1989 8	80.7	83.2	:	97.0	:	88.8	87.2	:	101.8	:					
1989 9	90.0	93.6	:	96.2	:	92.3	91.1	:	101.3	:					
1989 10	101.6	104.8	:	96.9	:	94.4	92.5	:	102.1	:					
1989 11	92.3	94.3	:	97.9	:	96.9	94.1	:	103.0	:					
1989 12	78.4	81.3	:	96.4	:	76.8	74.7	:	102.8	:					

SITC 55: AETHERISCHE
OELE; RIECHMITTEL; PUTZ-
UND REINIGUNGSMITTEL

SITC 55: ESSENTIAL OILS
+ PERFUME MATERIALS;
TOILET, POLISH + CLEAN.
PREPARAT.

CTCI 55: HUILES ESSENT.,
PRODUITS POUR
PARFUMERIE, TOILETTE ET
ENTRETIEN

	Intra-EU Intra-EU Intra-UE					Extra-EU Extra-EU Extra-UE									
	VAL	VOL	VOL Δ%	UV	UV Δ%	VAL	VOL	VOL Δ%	UV	UV Δ%					
	Jährliche Indizes					Annual Indices					Indices annuels				
1989	87.7	90.1	:	97.3	:	93.7	94.9	:	98.7	:					
1990	100.0	100.0	11.0	100.0	2.8	100.0	100.0	5.4	100.0	1.3					
1991	111.8	109.4	9.4	102.2	2.2	105.7	101.4	1.4	104.2	4.2					
1992	125.7	120.3	10.0	104.5	2.3	116.6	110.3	8.8	105.7	1.4					
1993	128.3	116.5	-3.2	110.1	5.4	132.8	119.0	7.9	111.6	5.6					
	Vierteljährliche Indizes					Quarterly Indices					Indices trimestriels				
1989 1	86.2	89.8	:	96.0	:	95.3	97.4	:	97.8	:					
1989 2	90.8	93.4	:	97.2	:	106.6	108.2	:	98.5	:					
1989 3	86.1	88.9	:	96.8	:	100.3	100.5	:	99.8	:					
1989 4	88.3	89.0	:	99.2	:	114.1	115.8	:	98.5	:					
1990 1	100.2	100.1	11.5	100.1	4.3	103.6	103.1	5.9	100.5	2.8					
1990 2	98.6	98.5	5.5	100.1	3.0	101.1	100.1	-7.5	101.0	2.5					
1990 3	97.5	97.9	10.1	99.6	2.9	95.1	95.4	-5.1	99.7	-0.1					
1990 4	103.6	103.5	16.3	100.1	0.9	99.1	100.4	-13.3	98.7	0.2					
1991 1	111.2	109.3	9.2	101.7	1.6	93.9	93.0	-9.8	101.0	0.5					
1991 2	109.6	107.2	8.8	102.2	2.1	102.2	97.7	-2.4	104.6	3.6					
1991 3	111.9	109.3	11.6	102.4	2.8	106.8	100.7	5.6	106.1	6.4					
1991 4	113.0	110.4	6.7	102.4	2.3	116.2	111.1	10.7	104.6	6.0					
1992 1	126.5	120.4	10.2	105.1	3.3	126.4	119.0	28.0	106.2	5.1					
1992 2	125.7	119.1	11.1	105.5	3.2	129.1	122.1	25.0	105.7	1.1					
1992 3	129.0	124.4	13.8	103.7	1.3	127.8	121.6	20.8	105.1	-0.9					
1992 4	123.5	119.1	7.9	103.7	1.3	136.3	128.8	15.9	105.8	1.1					
1993 1	128.1	118.1	-1.9	108.5	3.2	123.5	110.3	-7.3	112.0	5.5					
1993 2	127.2	115.4	-3.1	110.2	4.5	131.6	119.0	-2.5	110.6	4.6					
1993 3	125.6	113.3	-8.9	110.9	6.9	130.9	116.5	-4.2	112.4	6.9					
1993 4	127.3	114.9	-3.5	110.8	6.8	145.3	130.4	1.2	111.4	5.3					
	Monatliche Indizes					Monthly Indices					Indices mensuels				
1989 1	79.2	83.2	:	95.2	:	83.2	85.2	:	97.6	:					
1989 2	87.3	91.1	:	95.8	:	92.0	93.7	:	98.2	:					
1989 3	92.2	95.0	:	97.1	:	110.7	113.3	:	97.7	:					
1989 4	88.1	90.0	:	97.9	:	97.4	99.1	:	98.3	:					
1989 5	89.0	91.3	:	97.5	:	104.8	107.3	:	97.7	:					
1989 6	95.2	98.9	:	96.3	:	117.3	118.1	:	99.3	:					
1989 7	88.7	92.0	:	96.4	:	106.3	108.6	:	97.9	:					
1989 8	78.5	80.1	:	98.0	:	96.8	95.4	:	101.5	:					
1989 9	90.8	94.5	:	96.1	:	97.8	97.4	:	100.4	:					
1989 10	99.4	100.4	:	99.0	:	116.2	115.3	:	100.8	:					
1989 11	90.6	90.5	:	100.1	:	119.2	120.4	:	99.0	:					
1989 12	74.7	76.1	:	98.2	:	106.7	111.5	:	95.7	:					

SITC 55: AETHERISCHE
OELE; RIECHMITTEL; PUTZ-
UND REINIGUNGSMITTEL

SITC 55: ESSENTIAL OILS
+ PERFUME MATERIALS;
TOILET, POLISH + CLEAN.
PREPARAT.

CTCI 55: HUILES ESSENT.,
PRODUITS POUR
PARFUMERIE, TOILETTE ET
ENTRETIEN

	Intra-EU Intra-EU Intra-UE					Extra-EU Extra-EU Extra-UE									
	VAL	VOL	VOL Δ%	UV	UV Δ%	VAL	VOL	VOL Δ%	UV	UV Δ%					
	Monatliche Indizes					Monthly Indices					Indices mensuels				
1990 1	95.6	96.8	12.6	98.8	5.1	99.6	98.1	4.5	101.5	0.1					
1990 2	95.1	95.8	7.5	99.3	5.1	94.4	95.4	6.7	99.0	-1.7					
1990 3	109.3	108.3	14.6	100.9	5.0	112.2	114.1	20.6	98.3	-6.1					
1990 4	96.4	97.0	7.1	99.4	2.4	97.4	97.4	0.1	100.0	-1.3					
1990 5	101.4	100.4	9.5	101.0	4.6	106.9	105.7	7.3	101.1	0.7					
1990 6	95.3	96.5	-2.2	98.8	3.8	95.1	93.0	-11.2	102.3	0.4					
1990 7	101.9	102.5	12.3	99.4	4.0	103.3	102.6	11.4	100.7	-3.2					
1990 8	92.2	93.0	11.8	99.1	2.2	90.6	91.0	4.4	99.6	-2.2					
1990 9	100.5	101.5	8.4	99.0	2.9	98.3	100.4	10.2	97.9	-3.4					
1990 10	115.2	113.5	8.3	101.5	4.7	115.6	114.3	23.6	101.1	-1.0					
1990 11	110.4	108.1	14.6	102.1	4.3	105.0	104.8	11.4	100.2	-2.7					
1990 12	86.5	86.4	6.3	100.1	3.8	81.2	82.8	10.8	98.1	-4.6					
1991 1	111.5	109.9	13.5	101.5	2.7	113.5	115.0	17.2	98.7	-2.8					
1991 2	105.9	105.5	10.1	100.4	1.1	102.0	103.8	8.8	98.3	-0.7					
1991 3	115.3	113.8	5.1	101.3	0.4	113.6	115.1	0.9	98.7	0.4					
1991 4	114.4	113.5	17.0	100.8	1.4	115.3	113.5	16.5	101.6	1.6					
1991 5	106.7	106.2	5.8	100.5	-0.5	117.5	116.1	9.8	101.2	0.1					
1991 6	118.4	115.3	19.5	102.7	3.9	112.3	111.2	19.6	101.0	-1.3					
1991 7	119.8	117.7	14.8	101.8	2.4	121.6	115.7	12.8	105.1	4.4					
1991 8	97.9	94.1	1.2	104.0	4.9	103.7	100.3	10.2	103.4	3.8					
1991 9	119.4	114.8	13.1	104.0	5.1	116.8	114.5	14.0	102.0	4.2					
1991 10	127.2	121.7	7.2	104.5	3.0	136.8	132.9	16.3	102.9	1.8					
1991 11	113.9	110.2	1.9	103.4	1.3	121.9	117.2	11.8	104.0	3.8					
1991 12	99.5	97.7	13.1	101.8	1.7	100.2	101.6	22.7	98.6	0.5					
1992 1	119.2	114.9	4.5	103.7	2.2	119.5	114.5	-0.4	104.4	5.8					
1992 2	122.6	118.7	12.5	103.3	2.9	122.7	119.9	15.5	102.3	4.1					
1992 3	136.1	131.4	15.5	103.6	2.3	135.3	134.2	16.6	100.8	2.1					
1992 4	127.9	123.5	8.8	103.6	2.8	124.4	121.6	7.1	102.3	0.7					
1992 5	120.8	116.7	9.9	103.5	3.0	127.6	126.0	8.5	101.3	0.1					
1992 6	126.2	121.5	5.4	103.9	1.2	124.0	123.0	10.6	100.8	-0.2					
1992 7	135.2	131.5	11.7	102.8	1.0	131.4	129.2	11.7	101.7	-3.2					
1992 8	110.9	105.8	12.4	104.8	0.8	107.3	110.2	9.9	97.4	-5.8					
1992 9	135.9	131.7	14.7	103.2	-0.8	131.7	135.1	18.0	97.5	-4.4					
1992 10	138.1	133.3	9.5	103.6	-0.9	128.6	126.3	-5.0	101.8	-1.1					
1992 11	121.5	117.3	6.4	103.6	0.2	123.1	116.6	-0.5	105.6	1.5					
1992 12	119.5	113.7	16.4	105.1	3.2	108.1	102.1	0.5	105.9	7.4					
1993 1	107.4	104.2	-9.3	103.1	-0.6	116.7	109.9	-4.0	106.2	1.7					
1993 2	115.1	105.3	-11.3	109.3	5.8	124.1	110.9	-7.5	111.9	9.4					
1993 3	131.8	122.3	-6.9	107.8	4.1	147.2	131.4	-2.1	112.0	11.1					
1993 4	115.1	110.5	-10.5	104.2	0.6	136.6	123.4	1.5	110.7	8.2					
1993 5	113.6	105.3	-9.8	107.9	4.3	129.7	115.7	-8.2	112.1	10.7					
1993 6	124.6	121.3	-0.2	102.7	-1.2	149.2	134.9	9.7	110.6	9.7					
1993 7	114.3	107.8	-18.0	106.0	3.1	134.9	120.7	-6.6	111.8	9.9					
1993 8	109.9	104.9	-0.9	104.8	0.0	124.5	109.0	-1.1	114.2	17.2					
1993 9	134.8	127.2	-3.4	106.0	2.7	146.2	129.6	-4.1	112.8	15.7					
1993 10	124.5	116.9	-12.3	106.5	2.8	146.9	122.7	-2.9	119.7	17.6					
1993 11	125.1	115.4	-1.6	108.4	4.6	158.2	134.3	15.2	117.8	11.6					
1993 12	114.3	107.4	-5.5	106.4	1.2	133.1	112.6	10.3	118.2	11.6					

SITC 55: AETHERISCHE
OELE; RIECHMITTEL; PUTZ-
UND REINIGUNGSMITTEL

SITC 55: ESSENTIAL OILS
+ PERFUME MATERIALS;
TOILET, POLISH + CLEAN.
PREPARAT.

CTCI 55: HUILES ESSENT.,
PRODUITS POUR
PARFUMERIE, TOILETTE ET
ENTRETIEN

	Intra-EU Intra-EU Intra-UE					Extra-EU Extra-EU Extra-UE									
	VAL	VOL	VOL Δ%	UV	UV Δ%	VAL	VOL	VOL Δ%	UV	UV Δ%					
	Monatliche Indizes					Monthly Indices					Indices mensuels				
1990 1	94.6	94.5	13.6	100.1	5.1	94.9	93.7	10.0	101.3	3.8					
1990 2	99.2	99.9	9.7	99.3	3.7	100.5	100.3	7.0	100.2	2.0					
1990 3	106.7	105.9	11.5	100.8	3.8	115.4	115.2	1.7	100.2	2.6					
1990 4	96.3	95.3	5.9	101.0	3.2	98.5	97.8	-1.3	100.7	2.4					
1990 5	99.5	99.0	8.4	100.5	3.1	101.3	99.9	-6.9	101.4	3.8					
1990 6	100.2	101.2	2.3	99.0	2.8	103.6	102.6	-13.1	101.0	1.7					
1990 7	101.9	102.6	11.5	99.3	3.0	103.5	104.1	-4.1	99.4	1.5					
1990 8	90.5	91.0	13.6	99.5	1.5	96.1	97.2	1.9	98.9	-2.6					
1990 9	100.0	100.0	5.8	100.0	4.1	86.0	85.0	-12.7	101.2	0.8					
1990 10	116.2	115.3	14.8	100.8	1.8	103.9	102.8	-10.8	101.1	0.3					
1990 11	107.8	107.7	19.0	100.1	0.0	101.0	103.8	-13.8	97.3	-1.7					
1990 12	86.8	87.5	15.0	99.2	1.0	92.3	94.6	-15.2	97.6	2.0					
1991 1	108.5	106.4	12.6	102.0	1.9	89.3	87.8	-6.3	101.7	0.4					
1991 2	108.4	107.8	7.9	100.6	1.3	91.2	90.9	-9.4	100.3	0.1					
1991 3	116.6	113.6	7.3	102.6	1.8	101.3	100.3	-12.9	101.0	0.8					
1991 4	111.9	110.9	16.4	100.9	-0.1	100.6	96.8	-1.0	103.9	3.2					
1991 5	107.6	104.3	5.4	103.2	2.7	100.8	96.8	-3.1	104.1	2.7					
1991 6	109.4	106.6	5.3	102.6	3.6	105.1	99.3	-3.2	105.8	4.8					
1991 7	119.7	115.2	12.3	103.9	4.6	119.8	114.2	9.7	104.9	5.5					
1991 8	98.8	96.8	6.4	102.1	2.6	102.4	95.7	-1.5	107.0	8.2					
1991 9	117.4	116.0	16.0	101.2	1.2	98.5	92.3	8.6	106.7	5.4					
1991 10	127.1	124.6	8.1	102.0	1.2	126.3	120.5	17.2	104.8	3.7					
1991 11	112.9	109.0	1.2	103.6	3.5	111.7	104.8	1.0	106.6	9.6					
1991 12	99.4	97.7	11.7	101.7	2.5	110.6	107.9	14.1	102.5	5.0					
1992 1	117.2	112.6	5.8	104.1	2.1	116.5	107.4	22.3	108.5	6.7					
1992 2	125.2	120.3	11.6	104.1	3.5	126.6	120.3	32.3	105.2	4.9					
1992 3	137.2	128.2	12.9	107.0	4.3	136.0	129.3	28.9	105.2	4.2					
1992 4	126.8	119.4	7.7	106.2	5.3	130.8	122.1	26.1	107.1	3.1					
1992 5	120.1	113.5	8.8	105.8	2.5	123.7	116.8	20.7	105.9	1.7					
1992 6	130.4	124.5	16.8	104.7	2.0	132.8	127.4	28.3	104.2	-1.5					
1992 7	134.7	130.9	13.6	102.9	-1.0	141.7	135.3	18.5	104.7	-0.2					
1992 8	115.7	110.4	14.0	104.8	2.6	118.1	112.4	17.5	105.1	-1.8					
1992 9	136.8	132.0	13.8	103.6	2.4	123.7	117.0	26.8	105.7	-0.9					
1992 10	138.2	134.7	8.1	102.6	0.6	147.2	137.1	13.8	107.4	2.5					
1992 11	120.3	115.3	5.8	104.3	0.7	128.6	122.8	17.2	104.7	-1.8					
1992 12	111.8	107.2	9.7	104.3	2.6	133.0	126.5	17.2	105.1	2.5					
1993 1	126.8	118.1	4.9	107.4	3.2	104.7	90.9	-15.4	115.2	6.2					
1993 2	121.0	112.7	-6.3	107.4	3.2	124.9	113.5	-5.7	110.0	4.6					
1993 3	136.8	123.6	-3.6	110.7	3.5	141.2	126.6	-2.1	111.5	6.0					
1993 4	128.1	115.0	-3.7	111.4	4.9	131.4	117.6	-3.7	111.7	4.3					
1993 5	123.3	112.1	-1.2	110.0	4.0	122.1	111.2	-4.8	109.8	3.7					
1993 6	129.8	118.9	-4.5	109.2	4.3	141.5	128.3	0.7	110.3	5.9					
1993 7	122.0	111.4	-14.9	109.5	6.4	135.0	121.1	-10.5	111.5	6.5					
1993 8	116.8	104.9	-5.0	111.3	6.2	121.4	106.3	-5.4	114.2	8.7					
1993 9	137.9	123.5	-6.4	111.7	7.8	136.3	122.0	4.3	111.7	5.7					
1993 10	140.8	127.3	-5.5	110.6	7.8	140.6	125.4	-8.5	112.1	4.4					
1993 11	126.9	113.7	-1.4	111.6	7.0	143.1	128.1	4.3	111.7	6.7					
1993 12	114.3	103.7	-3.3	110.2	5.7	152.4	137.8	8.9	110.6	5.2					

SITC 56: DUENGENMITTEL
(AUSG. SOLCHE DER
GRUPPE 272)

SITC 56: FERTILIZERS,
MANUFACTURED (OTHER
THAN THOSE OF GROUP
272)

CTCI 56: ENGRAIS (AUTRES
QUE CEUX DU GROUPE 272)

	Intra-EU Intra-EU Intra-UE					Extra-EU Extra-EU Extra-UE									
	VAL	VOL	VOL Δ%	UV	UV Δ%	VAL	VOL	VOL Δ%	UV	UV Δ%					
	Jährliche Indizes					Annual Indices					Indices annuels				
1989	101.3	99.6	:	101.7	:	104.0	94.1	:	110.5	:					
1990	100.0	100.0	0.4	100.0	-1.7	100.0	100.0	6.3	100.0	-9.5					
1991	92.1	88.6	-11.4	103.9	3.9	101.7	97.9	-2.1	103.9	3.9					
1992	93.8	95.5	7.8	98.2	-5.5	96.6	99.8	1.9	96.8	-6.8					
1993	83.4	88.4	-7.4	94.4	-3.9	83.7	88.1	-11.7	95.0	-1.9					
	Vierteljährliche Indizes					Quarterly Indices					Indices trimestriels				
1989 1	129.6	128.3	:	101.0	:	129.6	115.7	:	112.0	:					
1989 2	99.4	94.9	:	104.7	:	91.4	80.9	:	113.0	:					
1989 3	82.7	79.5	:	104.0	:	95.6	85.4	:	111.9	:					
1989 4	95.2	97.1	:	98.0	:	102.9	97.6	:	105.4	:					
1990 1	137.4	137.4	7.1	100.0	-1.0	129.2	127.5	10.2	101.3	-9.6					
1990 2	93.5	93.4	-1.6	100.1	-4.4	85.7	84.6	4.6	101.3	-10.4					
1990 3	67.9	68.7	-13.6	98.8	-5.0	74.1	75.7	-11.4	97.9	-12.5					
1990 4	104.7	104.1	7.2	100.6	2.7	117.4	118.6	21.5	99.0	-6.1					
1991 1	122.6	116.9	-14.9	104.9	4.9	148.6	144.1	13.0	103.1	1.8					
1991 2	89.7	83.9	-10.2	106.9	6.8	91.2	85.2	0.7	107.0	5.6					
1991 3	72.8	70.4	2.5	103.4	4.7	75.3	71.4	-5.7	105.5	7.8					
1991 4	83.8	83.9	-19.4	99.9	-0.7	88.7	88.0	-25.8	100.8	1.8					
1992 1	135.9	138.3	18.3	98.3	-6.3	145.1	147.2	2.2	98.6	-4.4					
1992 2	86.1	85.9	2.4	100.2	-6.3	88.0	86.8	1.9	101.4	-5.2					
1992 3	67.0	68.4	-2.8	98.0	-5.2	69.8	74.7	4.6	93.5	-11.4					
1992 4	86.8	90.0	7.3	96.4	-3.5	86.7	93.7	6.5	92.5	-8.2					
1993 1	128.7	134.3	-2.9	95.8	-2.5	115.8	119.1	-19.1	97.2	-1.4					
1993 2	68.1	72.1	-16.1	94.5	-5.7	72.4	75.3	-13.2	96.2	-5.1					
1993 3	55.9	60.0	-12.3	93.1	-5.0	55.6	61.6	-17.5	90.2	-3.5					
1993 4	73.9	79.5	-11.7	92.9	-3.6	88.4	93.5	-0.2	94.5	2.2					
	Monatliche Indizes					Monthly Indices					Indices mensuels				
1989 1	116.2	117.1	:	99.2	:	115.8	106.2	:	109.0	:					
1989 2	128.6	127.8	:	100.6	:	121.1	108.0	:	112.1	:					
1989 3	143.9	140.0	:	102.8	:	151.6	132.9	:	114.1	:					
1989 4	112.7	108.7	:	103.7	:	107.2	94.9	:	113.0	:					
1989 5	89.5	85.9	:	104.2	:	82.9	72.0	:	115.1	:					
1989 6	95.8	90.0	:	106.4	:	84.0	75.7	:	110.9	:					
1989 7	85.4	81.3	:	105.0	:	81.2	72.0	:	112.8	:					
1989 8	84.4	81.9	:	103.1	:	89.8	80.5	:	111.5	:					
1989 9	78.3	75.4	:	103.9	:	115.7	103.7	:	111.6	:					
1989 10	86.9	87.6	:	99.2	:	100.1	92.9	:	107.7	:					
1989 11	95.9	98.1	:	97.8	:	86.3	81.0	:	106.6	:					
1989 12	102.6	105.6	:	97.2	:	122.0	118.8	:	102.7	:					

SITC 56: DUENGEMITTEL
(AUSG. SOLCHE DER
GRUPPE 272)

SITC 56: FERTILIZERS,
MANUFACTURED (OTHER
THAN THOSE OF GROUP
272)

CTCI 56: ENGRAIS (AUTRES
QUE CEUX DU GROUPE 272)

	Intra-EU Intra-EU Intra-UE					Extra-EU Extra-EU Extra-UE									
	VAL	VOL	VOL Δ%	UV	UV Δ%	VAL	VOL	VOL Δ%	UV	UV Δ%					
	Jährliche Indizes					Annual Indices					Indices annuels				
1989	101.8	99.3	:	102.5	:	107.2	101.2	:	105.9	:					
1990	100.0	100.0	0.7	100.0	-2.4	100.0	100.0	-1.2	100.0	-5.6					
1991	92.3	88.4	-11.6	104.4	4.4	127.5	121.2	21.2	105.2	5.2					
1992	96.5	95.8	8.4	100.7	-3.5	134.1	128.3	5.9	104.5	-0.7					
1993	84.1	92.9	-3.0	90.5	-10.1	122.9	126.1 *	-1.7	97.5 *	-6.7					
	Vierteljährliche Indizes					Quarterly Indices					Indices trimestriels				
1989 1	137.6	135.6	:	101.5	:	117.6	113.0	:	104.1	:					
1989 2	104.9	99.4	:	105.5	:	112.5	102.7	:	109.5	:					
1989 3	85.7	82.2	:	104.3	:	107.1	96.3 *	:	111.2 *	:					
1989 4	94.5	95.2	:	99.3	:	108.5	108.7	:	99.8	:					
1990 1	134.3	134.3	-1.0	100.0	-1.5	97.2	97.5 *	-13.7	99.7 *	-4.2					
1990 2	87.9	87.6	-11.9	100.3	-4.9	103.7	103.3	0.6	100.4	-8.3					
1990 3	69.5	70.5	-14.2	98.6	-5.5	101.7	103.9	7.9	97.9	-12.0					
1990 4	103.7	102.9	8.1	100.8	1.5	88.2	86.0	-20.9	102.6	2.8					
1991 1	113.7	108.0	-19.6	105.3	5.3	103.6	103.7	6.4	99.9	0.2					
1991 2	85.9	79.8	-8.9	107.6	7.3	115.2	105.9	2.5	108.8	8.4					
1991 3	78.3	74.9	6.2	104.6	6.1	135.7	127.9	23.1	106.1	8.4					
1991 4	87.0	86.7	-15.7	100.3	-0.5	155.7	147.4	71.4	105.6	2.9					
1992 1	136.2	135.5	25.5	100.5	-4.6	126.9	122.3	17.9	103.8	3.9					
1992 2	90.1	88.0	10.3	102.4	-4.8	139.9	130.1	22.9	107.5	-1.2					
1992 3	72.2	70.4	-6.0	102.6	-1.9	150.5	142.7	11.6	105.5	-0.6					
1992 4	86.5	88.4	2.0	97.8	-2.5	122.2	121.0	-17.9	101.0	-4.4					
1993 1	117.1	122.5	-9.6	95.6	-4.9	104.9	98.3	-19.6	106.7	2.8					
1993 2	66.1	70.7	-19.7	93.5	-8.7	140.4	141.5 *	8.8	99.2 *	-7.7					
1993 3	66.0	78.4	11.4	84.2	-17.9	102.9	108.1 *	-24.2	95.2 *	-9.8					
1993 4	83.0	95.0	7.5	87.4	-10.6	144.0	156.2 *	29.1	92.2 *	-8.7					
	Monatliche Indizes					Monthly Indices					Indices mensuels				
1989 1	117.4	119.7	:	98.1	:	103.0	102.0	:	101.0	:					
1989 2	144.1	141.4	:	101.9	:	129.4	121.8	:	106.2	:					
1989 3	151.4	145.6	:	104.0	:	120.4	115.1	:	104.6	:					
1989 4	118.8	113.4	:	104.8	:	99.4	92.8	:	107.1	:					
1989 5	99.3	93.7	:	106.0	:	80.8	75.0	:	107.7	:					
1989 6	96.6	91.2	:	105.9	:	157.1	140.4	:	111.9	:					
1989 7	79.0	75.5	:	104.7	:	118.9	104.1	:	114.2	:					
1989 8	93.5	89.8	:	104.1	:	97.8	85.4 *	:	114.5 *	:					
1989 9	84.7	81.3	:	104.2	:	104.5	99.3 *	:	105.2 *	:					
1989 10	94.3	94.2	:	100.1	:	111.9	114.3	:	97.9	:					
1989 11	96.8	98.4	:	98.4	:	118.4	115.9	:	102.2	:					
1989 12	92.4	92.9	:	99.5	:	94.8	95.8	:	99.0	:					

SITC 56: DUENGEMITTEL
(AUSG. SOLCHE DER
GRUPPE 272)

SITC 56: FERTILIZERS,
MANUFACTURED (OTHER
THAN THOSE OF GROUP
272)

CTCI 56: ENGRAIS (AUTRES
QUE CEUX DU GROUPE 272)

	Intra-EU Intra-EU Intra-UE					Extra-EU Extra-EU Extra-UE									
	VAL	VOL	VOL Δ%	UV	UV Δ%	VAL	VOL	VOL Δ%	UV	UV Δ%					
	Monatliche Indizes					Monthly Indices					Indices mensuels				
1990 1	126.6	127.8	9.1	99.1	-0.1	118.1	114.3	7.6	103.3	-5.2					
1990 2	125.5	125.8	-1.6	99.8	-0.8	122.6	122.2	13.1	100.3	-10.5					
1990 3	160.3	158.7	13.4	101.0	-1.8	146.9	145.9	9.8	100.7	-11.7					
1990 4	108.3	108.3	-0.4	100.0	-3.6	110.4	108.4	14.2	101.8	-9.9					
1990 5	88.6	87.5	1.9	101.2	-2.9	81.0	79.9	11.0	101.4	-11.9					
1990 6	83.6	84.3	-6.3	99.2	-6.8	65.7	65.6	-13.3	100.2	-9.6					
1990 7	62.6	62.8	-22.8	99.7	-5.0	67.8	68.3	-5.1	99.3	-12.0					
1990 8	62.6	64.5	-21.2	97.0	-5.9	73.3	73.7	-8.4	99.4	-10.9					
1990 9	78.6	78.8	4.5	99.7	-4.0	81.5	85.2	-17.8	95.6	-14.3					
1990 10	105.8	107.6	22.8	98.3	-0.9	121.1	124.7	34.2	97.1	-9.8					
1990 11	112.1	110.4	12.5	101.5	3.8	118.7	118.2	45.9	100.4	-5.8					
1990 12	96.2	94.3	-10.7	102.0	4.9	112.8	113.0	-4.9	99.8	-2.8					
1991 1	122.2	117.5	-8.1	104.0	4.9	131.8	129.6	13.4	101.7	-1.5					
1991 2	115.6	109.9	-12.6	105.2	5.4	158.4	155.3	27.1	102.0	1.7					
1991 3	130.1	123.3	-22.3	105.5	4.5	155.6	147.5	1.1	105.5	4.8					
1991 4	111.6	104.6	-3.4	106.7	6.7	125.6	116.3	7.3	108.0	6.1					
1991 5	72.6	67.1	-23.3	108.2	6.9	76.5	72.1	-9.8	106.1	4.6					
1991 6	84.9	79.9	-5.2	106.2	7.1	71.5	67.3	2.6	106.2	6.0					
1991 7	79.2	76.4	21.7	103.7	4.0	62.0	58.4	-14.5	106.1	6.8					
1991 8	62.9	60.9	-5.6	103.3	6.5	78.4	73.9	0.3	106.1	6.7					
1991 9	76.4	74.0	-6.1	103.3	3.6	85.7	82.0	-3.8	104.5	9.3					
1991 10	78.7	77.4	-28.1	101.7	3.5	87.0	84.2	-32.5	103.3	6.4					
1991 11	84.7	84.6	-23.4	100.1	-1.4	88.9	88.2	-25.4	100.8	0.4					
1991 12	88.2	89.8	-4.8	98.2	-3.7	90.3	91.7	-18.8	98.5	-1.3					
1992 1	121.0	123.8	5.4	97.7	-6.1	141.0	143.7	10.9	98.1	-3.5					
1992 2	141.1	142.8	29.9	98.8	-6.1	145.0	148.1	-4.6	97.9	-4.0					
1992 3	146.0	148.4	20.4	98.4	-6.7	149.3	149.7	1.5	99.7	-5.5					
1992 4	103.9	103.9	-0.7	100.0	-6.3	119.5	119.1	2.4	100.3	-7.1					
1992 5	76.8	75.9	13.1	101.2	-6.5	75.2	73.4	1.8	102.5	-3.4					
1992 6	77.6	78.0	-2.4	99.5	-6.3	69.3	67.8	0.7	102.2	-3.8					
1992 7	67.4	68.2	-10.7	98.9	-4.6	65.6	67.5	15.6	97.2	-8.4					
1992 8	59.4	59.5	-2.3	99.8	-3.4	59.3	62.8	-15.0	94.5	-10.9					
1992 9	74.1	77.4	4.6	95.8	-7.3	84.5	93.7	14.3	90.2	-13.7					
1992 10	75.2	77.8	0.5	96.6	-5.0	79.9	88.9	5.6	89.9	-13.0					
1992 11	79.9	83.9	-0.8	95.2	-4.9	88.4	95.1	7.8	93.0	-7.7					
1992 12	105.3	108.3	20.6	97.2	-1.0	91.5	96.9	5.7	94.4	-4.2					
1993 1	148.0	153.2	23.7	96.6	-1.1	103.6	108.7	-24.4	95.3	-2.9					
1993 2	109.2	113.7	-20.4	96.0	-2.8	116.7	120.3	-18.8	97.0	-0.9					
1993 3	128.8	136.0	-8.4	94.7	-3.8	126.7	128.1	-14.4	98.9	-0.8					
1993 4	80.8	86.4	-16.8	93.5	-6.5	107.8	110.2	-7.5	97.8	-2.5					
1993 5	66.6	69.6	-8.3	95.7	-5.4	57.6	60.7	-17.3	94.9	-7.4					
1993 6	57.0	60.2	-22.8	94.7	-4.8	52.1	55.1	-18.7	94.6	-7.4					
1993 7	43.4	46.5	-31.8	93.3	-5.7	46.7	50.7	-24.9	92.2	-5.1					
1993 8	53.2	56.4	-5.2	94.3	-5.5	49.0	55.2	-12.1	88.8	-6.0					
1993 9	71.1	77.2	-0.3	92.1	-3.9	70.9	79.0	-15.7	89.8	-0.4					
1993 10	59.2	62.9	-19.2	94.1	-2.6	73.3	79.6	-10.5	92.1	2.4					
1993 11	72.2	78.9	-6.0	91.5	-3.9	90.0	95.8	0.7	93.9	1.0					
1993 12	90.3	96.8	-10.6	93.3	-4.0	102.0	105.2	8.6	97.0	2.8					

SITC 56: DUENGENMITTEL
(AUSG. SOLICHE DER
GRUPPE 272)

SITC 56: FERTILIZERS,
MANUFACTURED (OTHER
THAN THOSE OF GROUP
272)

CTCI 56: ENGRAIS (AUTRES
QUE CEUX DU GROUPE 272)

	Intra-EU Intra-EU Intra-UE					Extra-EU Extra-EU Extra-UE									
	VAL	VOL	VOL Δ%	UV	UV Δ%	VAL	VOL	VOL Δ%	UV	UV Δ%					
	Monatliche Indizes					Monthly Indices					Indices mensuels				
1990 1	130.6	130.2	8.8	100.3	2.2	102.9	100.8 *	-1.2	102.1 *	1.1					
1990 2	106.5	106.1	-25.0	100.4	-1.5	87.3	90.1	-26.0	96.9	-8.8					
1990 3	165.7	166.7	14.5	99.4	-4.4	101.3	101.5	-11.8	99.8	-4.6					
1990 4	102.3	101.2	-10.8	101.1	-3.5	97.5	96.3	3.8	101.2	-5.5					
1990 5	80.2	80.3	-14.3	99.9	-5.8	110.6	107.8	43.7	102.6	-4.7					
1990 6	81.0	81.2	-11.0	99.8	-5.8	102.9	105.8	-24.6	97.3	-13.0					
1990 7	59.6	59.7	-20.9	99.8	-4.7	126.3	126.2	21.2	100.1	-12.3					
1990 8	70.4	72.1	-19.7	97.6	-6.2	87.2	93.2	9.1	93.6	-18.3					
1990 9	78.6	79.8	-1.8	98.5	-5.5	91.8	92.5 *	-6.8	99.2 *	-5.7					
1990 10	112.1	113.3	20.3	98.9	-1.2	90.5	86.4	-24.4	104.7	6.9					
1990 11	108.1	106.0	7.7	102.0	3.7	101.0	100.3	-13.5	100.7	-1.5					
1990 12	90.7	89.3	-3.9	101.6	2.1	73.3	71.4 *	-25.5	102.6 *	3.6					
1991 1	119.7	115.4	-11.4	103.7	3.4	104.0	106.7	5.9	97.5	-4.5					
1991 2	100.6	95.7	-9.8	105.1	4.7	87.0	87.7 *	-2.7	99.2 *	2.4					
1991 3	120.9	112.9	-32.3	107.1	7.7	120.1	116.9	15.2	102.7	2.9					
1991 4	102.6	97.4	-3.8	105.3	4.2	143.1	137.5	42.8	104.1	2.9					
1991 5	71.2	65.1	-18.9	109.4	9.5	91.8	83.1	-22.9	110.5	7.7					
1991 6	84.0	77.0	-5.2	109.1	9.3	110.9	97.1	-8.2	114.2	17.4					
1991 7	80.4	76.6	28.3	104.9	5.1	150.5	142.1	12.6	105.9	5.8					
1991 8	72.0	68.8	-4.6	104.6	7.2	130.1	120.5	29.3	108.0	15.4					
1991 9	82.7	79.4	-0.5	104.2	5.8	126.4	121.0	30.8	104.5	5.3					
1991 10	79.4	77.1	-32.0	103.0	4.1	158.8	149.4	72.9	106.3	1.5					
1991 11	89.9	89.7	-15.4	100.2	-1.8	175.1	161.8	61.3	108.2	7.4					
1991 12	91.7	93.4	4.6	98.2	-3.3	132.9	130.9	83.3	101.5	-1.1					
1992 1	115.5	115.8	0.3	99.7	-3.9	138.4	135.3	26.8	102.3	4.9					
1992 2	147.9	147.9	54.5	100.0	-4.9	130.2	125.1	42.6	104.1	4.9					
1992 3	145.1	142.8	26.5	101.6	-5.1	112.1	106.5	-8.9	105.3	2.5					
1992 4	114.7	112.8	15.8	101.7	-3.4	135.2	126.5	-8.0	106.9	2.7					
1992 5	72.4	69.8	7.2	103.7	-5.2	146.1	132.5	59.4	110.3	-0.2					
1992 6	83.4	81.5	5.8	102.3	-6.2	138.4	131.2	35.1	105.5	-7.6					
1992 7	66.1	61.7	-19.5	107.1	2.1	190.3	174.4	22.7	109.1	3.0					
1992 8	67.4	65.9	-4.2	102.3	-2.2	100.0	97.8	-18.8	102.2	-5.4					
1992 9	83.1	83.6	5.3	99.4	-4.6	161.5	156.0	28.9	103.5	-1.0					
1992 10	80.7	81.7	6.0	98.8	-4.1	112.0	111.8	-25.2	100.2	-5.7					
1992 11	76.1	78.1	-12.9	97.5	-2.7	104.3	102.3	-36.8	102.0	-5.7					
1992 12	102.7	105.5	13.0	97.3	-0.9	150.1	148.9	13.8	100.8	-0.7					
1993 1	115.3	118.3	2.2	97.5	-2.2	77.5	70.7 *	-47.7	109.6 *	7.1					
1993 2	115.1	120.5	-18.5	95.5	-4.5	117.2	110.4	-11.8	106.2	2.0					
1993 3	120.6	128.6	-9.9	93.8	-7.7	119.9	113.8 *	6.9	105.4 *	0.1					
1993 4	86.9	93.7	-16.9	92.7	-8.8	154.0	141.2	11.6	109.1	2.1					
1993 5	58.6	62.1	-11.0	94.3	-9.1	128.7	131.2 *	-1.0	98.1 *	-11.1					
1993 6	52.9	56.3	-30.9	94.0	-8.1	138.1	151.1 *	15.2	91.4 *	-13.4					
1993 7	58.4	69.6	12.8	83.9	-21.7	89.4	103.2 *	-40.8	86.6 *	-20.6					
1993 8	58.7	66.1	0.3	88.8	-13.2	107.8	112.8 *	15.3	95.6 *	-6.5					
1993 9	80.9	99.4	18.9	81.4	-18.1	111.7	107.1 *	-31.3	104.3 *	0.8					
1993 10	64.0	72.7	-11.0	88.0	-10.9	132.3	141.9 *	26.9	93.2 *	-7.0					
1993 11	96.1	110.8	41.9	86.7	-11.1	137.9	143.1 *	39.9	96.4 *	-5.5					
1993 12	89.1	101.6	-3.7	87.7	-9.9	161.8	183.6	23.3	88.1	-12.6					

SITC 58: KUNSTOFFE IN
ANDEREN FORMEN ALS
PRIMAERFORMENSITC 58: PLASTICS IN
NON-PRIMARY FORMSCTCI 58: MATIERES
PLASTIQUES SOUS FORMES
AUTRES QUE PRIMAIRES

	Intra-EU Intra-EU Intra-UE					Extra-EU Extra-EU Extra-UE									
	VAL	VOL	VOL Δ%	UV	UV Δ%	VAL	VOL	VOL Δ%	UV	UV Δ%					
	Jährliche Indizes					Annual Indices					Indices annuels				
1989	92.1	92.7	:	99.4	:	94.1	92.9	:	101.3	:					
1990	100.0	100.0	7.9	100.0	0.6	100.0	100.0	7.6	100.0	-1.3					
1991	103.7	101.5	1.5	102.2	2.2	112.1	109.4	9.4	102.5	2.5					
1992	105.7	105.3	3.7	100.4	-1.8	116.1	114.0	4.2	101.8	-0.7					
1993	90.7	90.7	-13.9	100.0	-0.4	112.7	107.4	-5.8	104.9	3.0					
	Vierteljährliche Indizes					Quarterly Indices					Indices trimestriels				
1989 1	91.0	91.9	:	99.0	:	91.6	91.1	:	100.6	:					
1989 2	98.0	98.8	:	99.2	:	101.9	100.1	:	101.8	:					
1989 3	85.6	86.1	:	99.4	:	90.6	90.2	:	100.4	:					
1989 4	94.2	94.3	:	99.9	:	95.1	93.1	:	102.1	:					
1990 1	100.2	100.2	9.0	100.0	1.0	98.0	96.4	5.8	101.7	1.1					
1990 2	103.9	104.6	5.9	99.3	0.1	104.7	104.5	4.4	100.2	-1.6					
1990 3	92.2	92.2	7.1	100.0	0.6	96.4	97.1	7.6	99.3	-1.1					
1990 4	104.0	103.2	9.4	100.8	0.9	100.6	101.7	9.2	98.9	-3.1					
1991 1	106.0	102.7	2.5	103.2	3.2	110.1	108.0	12.0	101.9	0.2					
1991 2	110.1	107.4	2.7	102.5	3.2	120.1	116.9	11.9	102.7	2.5					
1991 3	97.0	95.0	3.0	102.1	2.1	109.1	105.5	8.7	103.4	4.1					
1991 4	101.4	100.4	-2.7	101.0	0.2	109.6	107.6	5.8	101.9	3.0					
1992 1	110.9	109.3	6.4	101.5	-1.6	115.8	112.1	3.8	103.3	1.4					
1992 2	110.7	110.4	2.8	100.3	-2.1	123.2	120.1	2.7	102.6	-0.1					
1992 3	100.2	100.7	6.0	99.5	-2.5	114.3	114.6	8.6	99.7	-3.6					
1992 4	102.9	102.7	2.3	100.2	-0.8	114.2	112.2	4.3	101.8	-0.1					
1993 1	90.9	90.6	-17.1	100.3	-1.2	109.0	105.4	-6.0	103.4	0.1					
1993 2	91.8	91.3	-17.3	100.6	0.3	119.3	114.9	-4.3	103.8	1.2					
1993 3	84.4	84.6	-16.0	99.8	0.3	111.5	104.6	-8.7	106.6	6.9					
1993 4	91.3	91.9	-10.5	99.4	-0.8	111.1	104.8	-6.6	106.0	4.1					
	Monatliche Indizes					Monthly Indices					Indices mensuels				
1989 1	86.7	87.6	:	99.0	:	89.5	90.7	:	98.7	:					
1989 2	88.6	89.7	:	98.8	:	90.0	89.8	:	100.2	:					
1989 3	97.5	98.4	:	99.1	:	95.6	92.9	:	102.9	:					
1989 4	95.0	95.3	:	99.7	:	97.4	95.3	:	102.2	:					
1989 5	96.1	97.4	:	98.7	:	99.5	99.6	:	99.9	:					
1989 6	102.8	103.6	:	99.2	:	108.9	105.5	:	103.2	:					
1989 7	91.7	91.6	:	100.1	:	93.0	92.3	:	100.8	:					
1989 8	72.3	73.1	:	98.9	:	82.7	83.1	:	99.5	:					
1989 9	92.8	93.5	:	99.2	:	96.0	95.2	:	100.8	:					
1989 10	104.6	104.7	:	99.9	:	103.9	101.7	:	102.2	:					
1989 11	98.1	98.7	:	99.4	:	97.4	95.5	:	102.0	:					
1989 12	80.0	79.5	:	100.6	:	83.8	82.0	:	102.2	:					

SITC 58: KUNSTOFFE IN
ANDEREN FORMEN ALS
PRIMAERFORMEN

SITC 58: PLASTICS IN
NON-PRIMARY FORMS

CTCI 58: MATIERES
PLASTIQUES SOUS FORMES
AUTRES QUE PRIMAIRES

	Intra-EU Intra-EU Intra-UE					Extra-EU Extra-EU Extra-UE									
	VAL	VOL	VOL Δ%	UV	UV Δ%	VAL	VOL	VOL Δ%	UV	UV Δ%					
	Jährliche Indizes					Annual Indices					Indices annuels				
1989	92.7	93.3	:	99.4	:	101.8	100.0	:	101.8	:					
1990	100.0	100.0	7.2	100.0	0.6	100.0	100.0	0.0	100.0	-1.8					
1991	105.0	101.9	1.9	103.0	3.0	103.6	99.8	-0.2	103.8	3.8					
1992	105.5	104.7	2.7	100.8	-2.1	106.2	103.8	4.0	102.3	-1.4					
1993	103.2	100.1	-4.4	103.1	2.3	116.6	112.1	8.0	104.0	1.7					
	Quarteljährliche Indizes					Quarterly Indices					Indices trimestriels				
1989 1	90.8	91.4	:	99.3	:	95.1	93.6	:	101.6	:					
1989 2	99.9	100.4	:	99.5	:	110.3	108.7	:	101.5	:					
1989 3	87.2	87.8	:	99.3	:	100.3	98.0	:	102.3	:					
1989 4	93.5	94.1	:	99.4	:	106.6	104.9	:	101.6	:					
1990 1	99.8	99.8	9.2	100.0	0.7	100.2	99.0	5.8	101.2	-0.4					
1990 2	103.8	104.4	4.0	99.4	-0.1	103.0	103.8	-4.5	99.2	-2.3					
1990 3	93.4	94.2	7.3	99.1	-0.2	93.9	94.8	-3.3	99.0	-3.2					
1990 4	103.3	101.8	8.2	101.5	2.1	102.7	102.2	-2.6	100.5	-1.1					
1991 1	108.8	104.3	4.5	104.3	4.3	97.9	93.8	-5.3	104.4	3.2					
1991 2	110.8	107.5	3.0	103.1	3.7	105.2	100.8	-2.9	104.4	5.2					
1991 3	98.9	96.4	2.3	102.6	3.5	102.7	99.2	4.6	103.5	4.5					
1991 4	102.8	100.9	-0.9	101.9	0.4	110.6	107.2	4.9	103.2	2.7					
1992 1	110.6	108.8	4.3	101.7	-2.5	105.6	102.1	8.8	103.4	-1.0					
1992 2	110.6	109.7	2.0	100.8	-2.2	109.3	106.9	6.1	102.2	-2.1					
1992 3	99.8	99.9	3.6	99.9	-2.6	104.3	102.8	3.6	101.5	-1.9					
1992 4	102.1	101.6	0.7	100.5	-1.4	112.3	109.9	2.5	102.2	-1.0					
1993 1	103.7	100.8	-7.4	102.9	1.2	106.4	101.6	-0.5	104.7	1.3					
1993 2	106.2	102.9	-6.2	103.2	2.4	119.0	115.5	8.0	103.0	0.8					
1993 3	93.7	90.5	-9.4	103.5	3.6	114.8	110.8	7.8	103.6	2.1					
1993 4	101.7	99.0	-2.6	102.7	2.2	125.1	119.3	8.6	104.9	2.6					
	Monatliche Indizes					Monthly Indices					Indices mensuels				
1989 1	84.2	85.1	:	99.0	:	86.9	85.4	:	101.8	:					
1989 2	89.6	90.1	:	99.5	:	94.9	93.3	:	101.7	:					
1989 3	98.1	98.9	:	99.2	:	103.5	102.3	:	101.2	:					
1989 4	96.4	96.6	:	99.8	:	103.3	103.0	:	100.3	:					
1989 5	95.8	96.3	:	99.5	:	108.7	107.3	:	101.3	:					
1989 6	107.4	108.3	:	99.2	:	119.0	115.8	:	102.8	:					
1989 7	93.7	94.1	:	99.6	:	100.5	98.6	:	101.9	:					
1989 8	72.0	72.3	:	99.6	:	96.4	93.4	:	103.2	:					
1989 9	96.0	97.1	:	98.9	:	103.9	102.1	:	101.8	:					
1989 10	102.6	103.2	:	99.4	:	115.4	113.8	:	101.4	:					
1989 11	97.6	98.2	:	99.4	:	108.5	107.4	:	101.0	:					
1989 12	80.7	81.0	:	99.6	:	95.9	93.5	:	102.6	:					

SITC 58: KUNSTOFFE IN
ANDEREN FORMEN ALS
PRIMAERFORMEN

SITC 58: PLASTICS IN
NON-PRIMARY FORMS

CTCI 58: MATIERES
PLASTIQUES SOUS FORMES
AUTRES QUE PRIMAIRES

	Intra-EU Intra-EU Intra-UE					Extra-EU Extra-EU Extra-UE									
	VAL	VOL	VOL Δ%	UV	UV Δ%	VAL	VOL	VOL Δ%	UV	UV Δ%					
	Monatliche Indizes					Monthly Indices					Indices mensuels				
1990 1	96.0	96.1	9.7	99.9	0.9	94.4	92.9	2.4	101.6	2.9					
1990 2	96.9	96.0	7.0	100.9	2.1	92.9	90.6	0.9	102.5	2.3					
1990 3	107.5	108.4	10.2	99.2	0.1	106.8	105.7	13.8	101.0	-1.8					
1990 4	101.0	101.7	6.7	99.3	-0.4	101.3	101.0	6.0	100.3	-1.9					
1990 5	106.0	107.4	10.3	98.7	0.0	106.3	106.0	6.4	100.3	0.4					
1990 6	104.6	104.8	1.2	99.8	0.6	106.7	106.6	1.0	100.1	-3.0					
1990 7	103.3	103.0	12.4	100.3	0.2	100.3	101.0	9.4	99.3	-1.5					
1990 8	75.1	74.5	1.9	100.8	1.9	90.3	91.0	9.5	99.2	-0.3					
1990 9	98.0	99.0	5.9	99.0	-0.2	98.8	99.4	4.4	99.4	-1.4					
1990 10	115.4	115.4	10.2	100.0	0.1	112.5	114.4	12.5	98.3	-3.8					
1990 11	111.8	111.6	13.1	100.2	0.8	107.4	108.4	13.5	99.1	-2.8					
1990 12	84.7	82.6	3.9	102.6	2.0	81.8	82.3	0.4	99.4	-2.7					
1991 1	107.5	104.8	9.1	102.6	2.7	111.0	109.6	18.0	101.3	-0.3					
1991 2	105.3	101.5	5.7	103.7	2.8	107.5	105.0	15.9	102.4	-0.1					
1991 3	105.2	101.8	-6.1	103.3	4.1	111.9	109.5	3.6	102.2	1.2					
1991 4	111.1	108.6	6.8	102.3	3.0	124.4	122.4	21.2	101.6	1.3					
1991 5	109.9	106.8	-0.6	102.9	4.3	121.3	117.0	10.4	103.7	3.4					
1991 6	109.3	106.8	1.9	102.3	2.5	114.9	111.4	4.5	103.1	3.0					
1991 7	110.5	107.9	4.8	102.4	2.1	118.6	114.5	13.4	103.6	4.3					
1991 8	76.5	75.1	0.8	101.8	1.0	94.4	92.4	1.5	102.2	3.0					
1991 9	104.0	102.1	3.1	101.9	2.9	114.0	109.6	10.3	104.0	4.6					
1991 10	114.7	113.6	-1.6	101.0	1.0	125.1	122.2	6.8	102.4	4.2					
1991 11	105.1	103.9	-6.9	101.2	1.0	112.8	111.1	2.5	101.5	2.4					
1991 12	84.3	83.7	1.3	100.7	-1.9	91.0	89.4	8.6	101.8	2.4					
1992 1	104.4	101.5	-3.1	102.9	0.3	110.2	106.1	-3.2	103.9	2.6					
1992 2	109.6	108.3	6.7	101.2	-2.4	109.5	105.8	0.8	103.5	1.1					
1992 3	119.0	118.2	16.1	100.7	-2.5	127.8	124.4	13.6	102.7	0.5					
1992 4	114.7	114.6	5.5	100.1	-2.2	122.2	118.0	-3.6	103.6	2.0					
1992 5	106.3	105.7	-1.0	100.6	-2.2	123.3	120.5	3.0	102.3	-1.4					
1992 6	110.9	110.8	3.7	100.1	-2.2	124.2	121.9	9.4	101.9	-1.2					
1992 7	115.2	115.3	6.9	99.9	-2.4	125.6	124.7	8.9	100.7	-2.8					
1992 8	76.4	77.2	2.8	98.9	-2.8	94.4	95.4	3.2	98.9	-3.2					
1992 9	109.1	109.6	7.3	99.5	-2.4	122.8	123.8	13.0	99.2	-4.6					
1992 10	113.7	114.0	0.4	99.7	-1.3	122.7	120.9	-1.1	101.5	-0.9					
1992 11	103.1	103.5	-0.4	99.6	-1.6	118.8	117.9	6.1	100.8	-0.7					
1992 12	92.2	90.7	8.4	101.6	0.9	101.0	97.9	9.5	103.2	1.4					
1993 1	80.5	79.9	-21.3	100.7	-2.1	101.6	98.9	-6.8	102.7	-1.2					
1993 2	90.2	90.8	-16.2	99.3	-1.9	105.2	101.1	-4.4	104.1	0.6					
1993 3	102.0	101.1	-14.5	100.9	0.2	120.3	116.2	-6.6	103.5	0.8					
1993 4	89.0	89.0	-22.3	100.0	-0.1	122.2	118.0	0.0	103.6	0.0					
1993 5	88.8	88.6	-16.2	100.2	-0.4	112.5	108.4	-10.0	103.8	1.5					
1993 6	97.7	96.4	-13.0	101.4	1.3	123.3	118.4	-2.9	104.1	2.2					
1993 7	90.0	90.3	-21.7	99.7	-0.2	115.4	109.0	-12.6	105.9	5.2					
1993 8	69.6	69.3	-10.2	100.4	1.5	99.0	93.6	-1.9	105.8	7.0					
1993 9	93.7	94.3	-14.0	99.4	-0.1	120.1	111.2	-10.2	108.0	8.9					
1993 10	92.2	93.2	-18.2	98.9	-0.8	115.2	108.6	-10.2	106.1	4.5					
1993 11	95.2	95.6	-7.6	99.6	0.0	117.2	112.3	-4.7	104.4	3.6					
1993 12	86.6	86.8	-4.3	99.8	-1.8	100.9	93.6	-4.4	107.8	4.5					

SITC 58: KUNSTOFFE IN
ANDEREN FORMEN ALS
PRIMAERFORMENSITC 58: PLASTICS IN
NON-PRIMARY FORMSCTCI 58: MATIERES
PLASTIQUES SOUS FORMES
AUTRES QUE PRIMAIRES

	Intra-EU Intra-EU Intra-UE					Extra-EU Extra-EU Extra-UE					
	VAL	VOL	VOL Δ%	UV	UV Δ%	VAL	VOL	VOL Δ%	UV	UV Δ%	
	Monatliche Indizes			Monthly Indices			Indices mensuels				
1990 1	95.7	95.4	12.1	100.3	1.3	94.2	93.5	9.5	100.7	-1.1	
1990 2	94.8	95.3	5.8	99.5	0.0	96.0	93.5	0.2	102.7	1.0	
1990 3	109.0	108.8	10.0	100.2	1.0	110.8	110.2	7.7	100.5	-0.7	
1990 4	100.5	101.0	4.6	99.5	-0.3	97.0	98.4	-4.5	98.6	-1.7	
1990 5	104.7	105.5	9.6	99.2	-0.3	107.0	107.6	0.3	99.4	-1.9	
1990 6	106.2	106.6	-1.6	99.6	0.4	104.9	105.3	-9.1	99.6	-3.1	
1990 7	102.7	104.2	10.7	98.6	-1.0	97.9	98.4	-0.2	99.5	-2.4	
1990 8	76.2	76.5	5.8	99.6	0.0	92.2	93.4	0.0	98.7	-4.4	
1990 9	101.1	101.9	4.9	99.2	0.3	91.2	92.5	-9.4	98.6	-3.1	
1990 10	116.4	116.6	13.0	99.8	0.4	109.5	109.3	-4.0	100.2	-1.2	
1990 11	109.1	107.3	9.3	101.7	2.3	103.9	103.0	-4.1	100.9	-0.1	
1990 12	84.5	81.6	0.7	103.6	4.0	94.8	94.3	0.9	100.5	-2.0	
1991 1	109.8	105.7	10.8	103.9	3.6	95.5	91.6	-2.0	104.3	3.6	
1991 2	105.1	100.5	5.5	104.6	5.1	96.8	92.1	-1.5	105.1	2.3	
1991 3	111.4	106.6	-2.0	104.5	4.3	101.7	97.8	-11.3	104.0	3.5	
1991 4	113.4	109.9	8.8	103.2	3.7	106.7	101.0	2.6	105.6	7.1	
1991 5	107.6	104.4	-1.0	103.1	3.9	104.2	101.0	-6.1	103.2	3.8	
1991 6	111.6	108.2	1.5	103.1	3.5	104.9	100.6	-4.5	104.3	4.7	
1991 7	111.7	108.1	3.7	103.3	4.8	112.4	108.2	10.0	103.9	4.4	
1991 8	79.3	77.4	1.2	102.4	2.8	95.7	92.8	-0.6	103.1	4.5	
1991 9	105.9	103.6	1.7	102.2	3.0	99.9	96.7	4.5	103.3	4.8	
1991 10	115.5	113.3	-2.8	101.9	2.1	122.7	119.0	8.9	103.1	2.9	
1991 11	105.9	104.6	-2.5	101.2	-0.5	109.9	106.7	3.6	103.0	2.1	
1991 12	87.3	84.9	4.0	102.8	-0.8	99.2	95.8	1.6	103.6	3.1	
1992 1	105.6	103.4	-2.2	102.1	-1.7	97.9	94.5	3.2	103.6	-0.7	
1992 2	107.9	106.3	5.8	101.5	-3.0	102.0	98.1	6.5	104.0	-1.0	
1992 3	118.4	116.8	9.6	101.4	-3.0	116.8	113.7	16.3	102.7	-1.3	
1992 4	115.2	114.1	3.8	101.0	-2.1	113.2	109.9	8.8	103.0	-2.5	
1992 5	103.8	103.1	-1.2	100.7	-2.3	107.2	104.0	3.0	103.1	-0.1	
1992 6	112.9	111.9	3.4	100.9	-2.1	107.5	106.9	6.3	100.6	-3.5	
1992 7	112.8	111.8	3.4	100.9	-2.3	111.3	108.9	0.6	102.2	-1.6	
1992 8	78.5	79.5	2.7	98.8	-3.5	94.2	92.9	0.1	101.4	-1.6	
1992 9	108.1	108.3	4.5	99.8	-2.3	107.8	106.7	10.3	101.0	-2.2	
1992 10	118.9	118.3	4.4	100.5	-1.4	122.8	121.6	2.2	101.0	-2.0	
1992 11	101.6	100.9	-3.5	100.7	-0.5	106.7	104.0	-2.5	102.6	-0.4	
1992 12	85.8	85.6	0.8	100.2	-2.5	107.4	104.0	8.6	103.3	-0.3	
1993 1	95.9	92.8	-10.3	103.3	1.2	92.6	88.6	-6.2	104.5	0.9	
1993 2	100.8	98.4	-7.4	102.4	0.9	109.1	104.6	6.6	104.3	0.3	
1993 3	114.6	111.2	-4.8	103.1	1.7	117.4	111.5	-1.9	105.3	2.5	
1993 4	106.2	103.5	-9.3	102.6	1.6	117.5	114.2	3.9	102.9	-0.1	
1993 5	97.0	94.9	-8.0	102.2	1.5	114.1	110.5	6.3	103.3	0.2	
1993 6	115.4	110.4	-1.3	104.5	3.6	125.1	121.8	13.9	102.7	2.1	
1993 7	99.1	95.2	-14.8	104.1	3.2	119.6	115.1	5.7	103.9	1.7	
1993 8	76.8	73.3	-7.8	104.8	6.1	104.1	100.7	8.4	103.4	2.0	
1993 9	105.0	102.9	-5.0	102.0	2.2	120.6	116.6	9.3	103.4	2.4	
1993 10	109.1	106.8	-9.7	102.2	1.7	124.6	118.2	-2.8	105.4	4.4	
1993 11	104.5	102.8	1.9	101.7	1.0	122.8	116.8	12.3	105.1	2.4	
1993 12	91.5	87.5	2.2	104.6	4.4	128.3	123.0	18.3	104.3	1.0	

SITC 59: CHEMISCHE
ERZEUGNISSE UND WAREN,
A.N.G.

SITC 59: CHEMICAL
MATERIALS AND
PRODUCTS, N.E.S.

CTCI 59: MATIERES ET
PRODUITS CHIMIQUES,
N.D.A.

	Intra-EU Intra-EU Intra-UE					Extra-EU Extra-EU Extra-UE									
	VAL	VOL	VOL Δ%	UV	UV Δ%	VAL	VOL	VOL Δ%	UV	UV Δ%					
	Jährliche Indizes					Annual Indices					Indices annuels				
1989	93.4	96.6	:	96.7	:	94.3	91.0	:	103.6	:					
1990	100.0	100.0	3.5	100.0	3.4	100.0	100.0	9.9	100.0	-3.5					
1991	106.2	99.5	-0.5	106.7	6.7	114.1	109.1	9.1	104.6	4.6					
1992	110.8	102.9	3.4	107.7	0.9	114.8	108.8	-0.3	105.5	0.9					
1993	100.1	88.7	-13.8	112.9	4.8	113.2	98.4	-9.6	115.0	9.0					
	Vierteljährliche Indizes					Quarterly Indices					Indices trimestriels				
1989 1	99.8	105.6	:	94.5	:	94.8	91.5	:	103.6	:					
1989 2	95.6	98.2	:	97.4	:	102.3	98.3	:	104.1	:					
1989 3	82.4	84.2	:	97.9	:	85.4	83.8	:	101.9	:					
1989 4	93.9	96.4	:	97.4	:	95.8	91.6	:	104.6	:					
1990 1	112.7	114.2	8.1	98.7	4.4	106.3	104.2	13.9	102.0	-1.5					
1990 2	103.1	102.5	4.4	100.6	3.3	105.3	104.8	6.6	100.5	-3.5					
1990 3	87.6	88.2	4.8	99.3	1.4	93.3	94.9	13.2	98.3	-3.5					
1990 4	99.2	97.7	1.3	101.5	4.2	96.3	97.3	6.2	99.0	-5.4					
1991 1	116.9	110.1	-3.6	106.2	7.6	116.0	114.2	9.6	101.6	-0.4					
1991 2	107.9	100.3	-2.1	107.6	7.0	121.7	114.4	9.2	106.4	5.9					
1991 3	96.3	89.5	1.5	107.6	8.4	106.8	100.4	5.8	106.4	8.2					
1991 4	102.8	97.4	-0.3	105.5	3.9	113.2	108.5	11.5	104.3	5.4					
1992 1	128.1	118.2	7.4	108.4	2.1	125.5	118.6	3.9	105.8	4.1					
1992 2	111.4	102.5	2.2	108.7	1.0	113.8	109.0	-4.7	104.4	-1.9					
1992 3	101.8	95.0	6.1	107.2	-0.4	108.2	104.0	3.6	104.0	-2.3					
1992 4	103.9	97.7	0.3	106.3	0.8	113.8	105.7	-2.6	107.7	3.3					
1993 1	105.8	91.8	-22.3	115.2	6.3	119.6	105.3	-11.2	113.6	7.4					
1993 2	101.3	92.6	-9.7	109.4	0.6	110.5	99.8	-8.4	110.7	6.0					
1993 3	90.7	79.5	-16.3	114.1	6.4	108.5	92.3	-11.3	117.6	13.1					
1993 4	97.3	86.1	-11.9	113.0	6.3	112.1	94.6	-10.5	118.5	10.0					
	Monatliche Indizes					Monthly Indices					Indices mensuels				
1989 1	97.9	104.4	:	93.8	:	94.5	92.3	:	102.4	:					
1989 2	96.6	101.5	:	95.2	:	95.8	92.5	:	103.6	:					
1989 3	105.0	111.0	:	94.6	:	94.0	89.5	:	105.0	:					
1989 4	97.4	101.4	:	96.1	:	111.6	105.6	:	105.7	:					
1989 5	93.9	96.6	:	97.2	:	94.1	93.0	:	101.2	:					
1989 6	95.4	96.5	:	98.9	:	101.3	96.4	:	105.1	:					
1989 7	87.6	88.9	:	98.5	:	87.4	84.4	:	103.5	:					
1989 8	72.3	74.5	:	97.0	:	85.2	83.9	:	101.5	:					
1989 9	87.4	89.2	:	98.0	:	83.6	83.0	:	100.7	:					
1989 10	97.2	99.5	:	97.7	:	95.6	92.5	:	103.3	:					
1989 11	96.2	99.5	:	96.7	:	104.7	100.0	:	104.7	:					
1989 12	88.1	90.2	:	97.7	:	87.2	82.3	:	106.0	:					

	Intra-EU Intra-EU Intra-UE					Extra-EU Extra-EU Extra-UE									
	VAL	VOL	VOL Δ%	UV	UV Δ%	VAL	VOL	VOL Δ%	UV	UV Δ%					
	Jährliche Indizes					Annual Indices					Indices annuels				
1989	93.6	95.9	:	97.6	:	100.2	98.2	:	102.0	:					
1990	100.0	100.0	4.3	100.0	2.5	100.0	100.0	1.8	100.0	-2.0					
1991	101.9	97.1	-2.9	104.9	4.9	102.1	98.5	-1.5	103.7	3.7					
1992	99.4	93.3	-3.9	106.5	1.5	106.8	99.9	1.4	106.9	3.1					
1993	100.4	90.5	-3.0	110.9	4.1	123.8	106.7	6.8	116.0	8.5					
	Vierteljährliche Indizes					Quarterly Indices					Indices trimestriels				
1989 1	100.5	105.3	:	95.4	:	97.6	96.6	:	101.0	:					
1989 2	95.4	98.3	:	97.1	:	110.3	108.1	:	102.0	:					
1989 3	83.1	83.8	:	99.2	:	100.3	96.7	:	103.7	:					
1989 4	95.0	95.9	:	99.1	:	98.5	97.2	:	101.3	:					
1990 1	111.6	111.9	6.3	99.7	4.5	104.7	103.1	6.7	101.6	0.6					
1990 2	102.4	101.5	3.3	100.9	3.9	104.4	105.8	-2.1	98.7	-3.2					
1990 3	86.8	87.2	4.1	99.5	0.3	95.9	94.9	-1.9	101.1	-2.5					
1990 4	99.9	100.1	4.4	99.8	0.7	95.5	96.7	-0.5	98.8	-2.5					
1991 1	113.9	111.1	-0.7	102.5	2.8	102.7	101.5	-1.6	101.2	-0.4					
1991 2	103.4	99.0	-2.5	104.4	3.5	113.0	109.9	3.9	102.8	4.2					
1991 3	94.9	87.4	0.2	108.6	9.1	107.3	100.4	5.8	106.9	5.7					
1991 4	101.1	96.6	-3.5	104.7	4.9	109.8	105.5	9.1	104.1	5.4					
1992 1	117.6	109.6	-1.4	107.3	4.7	109.6	102.1	0.6	107.3	6.0					
1992 2	105.3	97.4	-1.6	108.1	3.5	114.1	104.7	-4.7	109.0	6.0					
1992 3	95.2	90.1	3.1	105.7	-2.7	105.3	99.6	-0.8	105.7	-1.1					
1992 4	95.6	91.2	-5.6	104.8	0.1	111.7	105.7	0.2	105.7	1.5					
1993 1	101.2	89.6	-18.2	112.9	5.2	111.2	96.2	-5.8	115.6	7.7					
1993 2	95.4	85.6	-12.1	111.5	3.1	123.6	107.0	2.2	115.5	6.0					
1993 3	82.7	75.0	-16.8	110.3	4.4	114.1	97.6	-2.0	116.9	10.6					
1993 4	94.2	86.6	-5.0	108.8	3.8	114.9	99.1	-6.2	115.9	9.6					
	Monatliche Indizes					Monthly Indices					Indices mensuels				
1989 1	94.8	98.9	:	95.9	:	86.5	85.4	:	101.3	:					
1989 2	98.9	104.8	:	94.4	:	95.7	93.1	:	102.8	:					
1989 3	107.7	112.3	:	95.9	:	110.8	111.5	:	99.4	:					
1989 4	94.1	99.8	:	94.3	:	105.4	106.2	:	99.2	:					
1989 5	91.8	94.6	:	97.0	:	114.1	112.1	:	101.8	:					
1989 6	100.2	100.4	:	99.8	:	111.2	106.0	:	104.9	:					
1989 7	86.4	87.9	:	98.3	:	99.4	96.4	:	103.1	:					
1989 8	72.8	73.6	:	98.9	:	102.0	98.3	:	103.8	:					
1989 9	90.3	89.9	:	100.5	:	99.6	95.5	:	104.3	:					
1989 10	101.4	102.3	:	99.1	:	102.9	100.3	:	102.6	:					
1989 11	97.3	98.5	:	98.8	:	97.3	96.2	:	101.1	:					
1989 12	86.5	86.9	:	99.5	:	94.9	95.0	:	99.9	:					

SITC 59: CHEMISCHE
ERZEUGNISSE UND WAREN,
A.N.G.

SITC 59: CHEMICAL
MATERIALS AND
PRODUCTS, N.E.S.

CTCI 59: MATIERES ET
PRODUITS CHIMIQUES,
N.D.A.

	Intra-EU Intra-EU Intra-UE					Extra-EU Extra-EU Extra-UE									
	VAL	VOL	VOL Δ%	UV	UV Δ%	VAL	VOL	VOL Δ%	UV	UV Δ%					
	Monatliche Indizes					Monthly Indices					Indices mensuels				
1990 1	109.3	112.0	7.3	97.6	4.1	106.6	103.1	11.7	103.4	1.0					
1990 2	108.1	108.4	6.8	99.7	4.7	102.2	99.7	7.8	102.5	-1.1					
1990 3	120.8	122.3	10.2	98.8	4.4	110.1	109.8	22.7	100.3	-4.5					
1990 4	109.3	107.1	5.6	102.1	6.2	107.8	107.3	1.6	100.5	-4.9					
1990 5	103.7	103.9	7.6	99.8	2.7	113.3	111.3	19.7	101.8	0.6					
1990 6	96.6	96.7	0.2	99.9	1.0	95.0	96.0	-0.4	99.0	-5.8					
1990 7	95.3	96.9	9.0	98.4	-0.1	97.1	99.1	17.4	98.0	-5.3					
1990 8	75.5	76.5	2.7	98.7	1.8	93.3	94.6	12.8	98.6	-2.9					
1990 9	91.9	91.2	2.2	100.8	2.9	89.6	91.1	9.8	98.3	-2.4					
1990 10	105.0	102.6	3.1	102.3	4.7	101.4	102.5	10.8	98.9	-4.3					
1990 11	103.2	102.2	2.7	101.0	4.4	107.0	108.0	8.0	99.1	-5.3					
1990 12	89.2	88.3	-2.1	101.0	3.4	80.5	81.4	-1.1	98.9	-6.7					
1991 1	120.7	114.7	2.4	105.2	7.8	127.9	127.3	23.5	100.5	-2.8					
1991 2	110.9	104.2	-3.9	106.4	6.7	107.9	105.5	5.8	102.3	-0.2					
1991 3	119.3	111.5	-8.8	107.0	8.3	112.1	109.7	-0.1	102.2	1.9					
1991 4	117.2	107.9	0.7	108.6	6.4	131.1	123.4	15.0	106.2	5.7					
1991 5	103.3	96.5	-7.1	107.0	7.2	125.4	118.3	6.3	106.0	4.1					
1991 6	103.5	96.6	-0.1	107.1	7.2	108.6	101.5	5.7	107.0	8.1					
1991 7	108.8	101.2	4.4	107.5	9.2	116.3	109.7	10.7	106.0	8.2					
1991 8	78.3	74.0	-3.3	105.8	7.2	96.3	90.8	-4.0	106.1	7.6					
1991 9	101.8	93.2	2.2	109.2	8.3	107.9	100.8	10.6	107.0	8.9					
1991 10	109.7	103.4	0.8	106.1	3.7	119.0	114.1	11.3	104.3	5.5					
1991 11	102.8	97.3	-4.8	105.7	4.7	113.5	106.4	-1.5	106.7	7.7					
1991 12	95.7	91.5	3.6	104.6	3.6	106.9	105.0	29.0	101.8	2.9					
1992 1	125.9	115.6	0.8	108.9	3.5	128.0	120.6	-5.3	106.1	5.6					
1992 2	123.8	116.4	11.7	106.4	0.0	119.6	114.6	8.6	104.4	2.1					
1992 3	134.5	122.6	10.0	109.7	2.5	128.8	120.6	9.9	106.8	4.5					
1992 4	118.8	109.7	1.7	108.3	-0.3	122.8	116.6	-5.5	105.3	-0.8					
1992 5	105.5	96.8	0.3	109.0	1.9	110.5	106.0	-10.4	104.2	-1.7					
1992 6	110.3	101.2	4.8	109.0	1.8	108.1	104.2	2.7	103.7	-3.1					
1992 7	117.0	107.6	6.3	108.7	1.1	120.4	115.3	5.1	104.4	-1.5					
1992 8	80.2	75.0	1.4	106.9	1.0	95.0	93.2	2.6	101.9	-4.0					
1992 9	108.3	102.3	9.8	105.9	-3.0	109.4	103.6	2.8	105.6	-1.3					
1992 10	106.7	101.0	-2.3	105.6	-0.5	108.0	103.1	-9.6	104.8	0.5					
1992 11	103.0	96.6	-0.7	106.6	0.9	110.4	103.0	-3.2	107.2	0.5					
1992 12	102.0	95.6	4.5	106.7	2.0	123.1	111.0	5.7	110.9	8.9					
1993 1	89.5	80.2	-30.6	111.6	2.5	110.1	98.7	-18.2	111.6	5.2					
1993 2	106.8	90.5	-22.3	118.0	10.9	116.0	98.3	-14.2	118.0	13.0					
1993 3	120.9	104.6	-14.7	115.6	5.4	132.9	119.0	-1.3	111.7	4.6					
1993 4	103.6	95.2	-13.2	108.8	0.5	114.4	103.8	-11.0	110.2	4.7					
1993 5	98.1	90.1	-6.9	108.9	-0.1	107.3	96.9	-8.6	110.7	6.2					
1993 6	102.3	92.6	-8.5	110.5	1.4	109.8	98.7	-5.3	111.2	7.2					
1993 7	95.0	83.0	-22.9	114.4	5.2	119.5	97.9	-15.1	122.1	17.0					
1993 8	77.9	70.0	-6.7	111.3	4.1	100.8	87.8	-5.8	114.8	12.7					
1993 9	99.5	85.6	-16.3	116.2	9.7	105.2	91.2	-12.0	115.4	9.3					
1993 10	91.7	83.1	-17.7	110.3	4.5	105.9	93.2	-9.6	113.6	8.4					
1993 11	96.2	84.8	-12.2	113.5	6.5	109.9	91.4	-11.3	120.2	12.1					
1993 12	104.0	90.3	-5.5	115.2	8.0	120.7	99.3	-10.5	121.6	9.6					

SITC 59: CHEMISCHE
ERZEUGNISSE UND WAREN,
A.N.G.

SITC 59: CHEMICAL
MATERIALS AND
PRODUCTS, N.E.S.

CTCI 59: MATIERES ET
PRODUITS CHIMIQUES,
N.D.A.

	Intra-EU Intra-EU Intra-UE					Extra-EU Extra-EU Extra-UE									
	VAL	VOL	VOL Δ%	UV	UV Δ%	VAL	VOL	VOL Δ%	UV	UV Δ%					
	Monatliche Indizes					Monthly Indices					Indices mensuels				
1990 1	109.9	109.1	10.3	100.7	5.0	101.4	98.8	15.7	102.6	1.3					
1990 2	103.8	106.4	1.5	97.6	3.4	96.8	95.8	2.9	101.0	-1.8					
1990 3	120.9	120.1	6.9	100.7	5.0	116.2	114.9	3.0	101.1	1.7					
1990 4	105.5	104.9	5.1	100.6	6.7	102.9	102.6	-3.4	100.3	1.1					
1990 5	105.2	104.8	10.8	100.4	3.5	109.2	112.3	0.2	97.2	-4.5					
1990 6	96.6	94.9	-5.5	101.8	2.0	100.9	102.3	-3.5	98.6	-6.0					
1990 7	96.5	96.7	10.0	99.8	1.5	103.3	101.4	5.2	101.9	-1.2					
1990 8	74.7	74.6	1.4	100.2	1.3	95.7	93.4	-5.0	102.5	-1.3					
1990 9	89.1	90.3	0.4	98.7	-1.8	88.9	90.0	-5.8	98.8	-5.3					
1990 10	109.1	109.3	6.8	99.8	0.7	100.6	100.7	0.4	99.9	-2.6					
1990 11	100.2	101.7	3.2	98.5	-0.3	96.4	100.0	4.0	96.4	-4.6					
1990 12	90.7	89.4	2.9	101.4	1.9	89.4	89.2	-6.1	100.2	0.3					
1991 1	110.8	108.5	-0.5	102.1	1.4	101.6	100.1	1.3	101.5	-1.1					
1991 2	108.4	105.1	-1.2	103.1	5.6	100.1	98.9	3.2	101.2	0.2					
1991 3	122.1	119.5	-0.5	102.2	1.5	106.4	105.6	-8.1	100.8	-0.3					
1991 4	110.4	105.0	0.1	105.1	4.5	122.3	119.4	16.4	102.4	2.1					
1991 5	99.1	94.9	-9.4	104.4	4.0	118.7	115.2	2.6	103.0	6.0					
1991 6	100.6	97.1	2.3	103.6	1.8	97.9	95.0	-7.1	103.1	4.6					
1991 7	108.6	101.2	4.7	107.3	7.5	120.0	113.4	11.8	105.8	3.8					
1991 8	76.9	69.6	-6.7	110.5	10.3	101.4	94.1	0.7	107.8	5.2					
1991 9	99.2	91.5	1.3	108.4	9.8	100.8	93.8	4.2	107.5	8.8					
1991 10	107.3	100.7	-7.9	106.6	6.8	115.7	108.5	7.7	106.6	6.7					
1991 11	103.6	99.0	-2.7	104.6	6.2	105.3	101.4	1.4	103.8	7.7					
1991 12	92.5	90.2	0.9	102.6	1.2	108.5	106.7	19.6	101.7	1.5					
1992 1	113.4	106.3	-2.0	106.7	4.5	105.2	99.1	-1.0	106.2	4.6					
1992 2	112.6	105.6	0.5	106.6	3.4	99.2	93.1	-5.9	106.5	5.2					
1992 3	126.7	116.9	-2.2	108.4	6.1	124.5	114.2	8.1	109.0	8.1					
1992 4	111.3	103.8	-1.1	107.2	2.0	119.8	109.6	-8.2	109.3	6.7					
1992 5	97.4	88.9	-6.3	109.6	5.0	113.2	104.2	-9.5	108.6	5.4					
1992 6	107.2	99.4	2.4	107.8	4.1	109.1	100.1	5.4	109.0	5.7					
1992 7	108.0	102.2	1.0	105.7	-1.5	112.2	104.7	-7.7	107.2	1.3					
1992 8	77.0	73.3	5.3	105.0	-5.0	98.7	95.7	1.7	103.1	-4.4					
1992 9	100.5	94.7	3.5	106.1	-2.1	105.0	98.3	4.8	106.8	-0.7					
1992 10	103.7	99.6	-1.1	104.1	-2.3	115.2	112.1	3.3	102.8	-3.6					
1992 11	93.0	88.3	-10.8	105.3	0.7	105.7	98.9	-2.5	106.9	3.0					
1992 12	90.2	85.7	-5.0	105.3	2.6	114.2	106.2	-0.5	107.5	5.7					
1993 1	90.8	81.6	-23.2	111.3	4.3	98.9	87.6	-11.6	112.9	6.3					
1993 2	100.2	87.5	-17.1	114.5	7.4	102.8	89.6	-3.8	114.7	7.7					
1993 3	112.5	99.7	-14.7	112.8	4.1	132.2	111.5	-2.4	118.6	8.8					
1993 4	97.1	85.4	-17.7	113.7	6.1	129.3	112.4	2.6	115.0	5.2					
1993 5	91.8	82.6	-7.1	111.1	1.4	110.7	96.7	-7.2	114.5	5.4					
1993 6	97.5	88.9	-10.6	109.7	1.8	131.0	112.1	12.0	116.9	7.2					
1993 7	85.8	78.1	-23.6	109.8	3.9	113.5	96.1	-8.2	118.1	10.2					
1993 8	71.9	65.2	-11.1	110.2	5.0	111.4	93.9	-1.9	118.6	15.0					
1993 9	90.6	81.8	-13.6	110.7	4.3	117.4	102.9	4.7	114.1	6.8					
1993 10	91.2	85.1	-14.6	107.2	3.0	114.4	98.2	-12.4	116.5	13.3					
1993 11	96.4	88.9	0.7	108.4	2.9	110.1	94.1	-4.9	117.0	9.4					
1993 12	94.9	85.7	0.0	110.7	5.1	120.0	104.9	-1.2	114.4	6.4					

EU Einfuhr
SITC 61: LEDER,
LEDERWAREN, A.N.G. UND
ZUGERICHTETE PELZFELLE

EU Imports
SITC 61: LEATHER,
LEATHER
MANUFACTURES, N.E.S.
AND DRESSED FURSKINS

Importations UE
CTCI 61: CUIRS ET PEAUX
PREP. ET OUVRAGES EN
CUIR, N.D.A., PELLET.
APPRET

	Intra-EU Intra-EU Intra-UE					Extra-EU Extra-EU Extra-UE									
	VAL	VOL	VOL Δ%	UV	UV Δ%	VAL	VOL	VOL Δ%	UV	UV Δ%					
	Jährliche Indizes					Annual Indices					Indices annuels				
1989	103.1	105.1	:	98.1	:	94.5	92.3	:	102.4	:					
1990	100.0	100.0	-4.9	100.0	1.9	100.0	100.0	8.3	100.0	-2.3					
1991	92.9	97.8	-2.2	95.0	-5.0	81.3	87.0	-13.0	93.5	-6.5					
1992	93.5	96.7	-1.1	96.7	1.8	76.6	86.6	-0.5	88.4	-5.5					
1993	74.6	78.3	-19.0	95.3	-1.4	77.4	82.3	-5.0	94.1	6.4					
	Vierteljährliche Indizes					Quarterly Indices					Indices trimestriels				
1989 1	98.5	102.3	:	96.3	:	89.9	90.2	:	99.7	:					
1989 2	117.8	120.4	:	97.8	:	103.5	99.7	:	103.8	:					
1989 3	92.4	93.6	:	98.7	:	88.1	85.1	:	103.5	:					
1989 4	121.5	122.1	:	99.5	:	100.4	98.0	:	102.4	:					
1990 1	102.6	101.7	-0.6	100.9	4.8	109.2	107.8	19.5	101.3	1.6					
1990 2	109.3	107.1	-11.0	102.1	4.4	109.6	106.0	6.3	103.4	-0.4					
1990 3	83.7	84.0	-10.3	99.7	1.0	89.6	88.6	4.1	101.1	-2.3					
1990 4	103.4	106.4	-12.9	97.2	-2.3	90.7	96.6	-1.4	93.9	-8.3					
1991 1	87.5	92.5	-9.0	94.6	-6.2	89.5	98.0	-9.1	91.3	-9.9					
1991 2	98.1	102.7	-4.1	95.5	-6.5	91.8	94.7	-10.7	96.9	-6.3					
1991 3	84.3	87.9	4.6	95.9	-3.8	72.9	75.8	-14.4	96.2	-4.8					
1991 4	99.2	105.5	-0.8	94.0	-3.3	70.9	79.3	-17.9	89.4	-4.8					
1992 1	96.8	99.2	7.2	97.6	3.2	80.0	90.4	-7.8	88.5	-3.1					
1992 2	99.6	99.8	-2.8	99.8	4.5	83.5	91.0	-3.9	91.8	-5.3					
1992 3	79.8	82.9	-5.7	96.3	0.4	68.4	79.3	4.6	86.2	-10.4					
1992 4	102.9	110.2	4.5	93.4	-0.6	75.9	87.4	10.2	86.8	-2.9					
1993 1	70.0	72.7	-26.7	96.3	-1.3	71.3	77.2	-14.6	92.3	4.3					
1993 2	75.9	78.9	-20.9	96.2	-3.6	76.1	81.4	-10.5	93.5	1.9					
1993 3	62.8	66.3	-20.0	94.7	-1.7	75.4	79.0	-0.4	95.5	10.8					
1993 4	85.9	91.1	-17.3	94.3	1.0	87.1	91.7	4.9	95.0	9.4					
	Monatliche Indizes					Monthly Indices					Indices mensuels				
1989 1	96.5	99.7	:	96.8	:	84.1	83.9	:	100.2	:					
1989 2	92.8	96.3	:	96.4	:	85.8	86.3	:	99.4	:					
1989 3	106.1	110.8	:	95.8	:	99.9	100.4	:	99.5	:					
1989 4	106.9	109.1	:	98.0	:	95.1	94.6	:	100.5	:					
1989 5	115.8	118.0	:	98.1	:	102.0	99.4	:	102.6	:					
1989 6	130.4	134.0	:	97.3	:	113.2	105.0	:	107.8	:					
1989 7	112.0	112.1	:	99.9	:	94.7	92.6	:	102.3	:					
1989 8	61.4	61.2	:	100.3	:	63.5	61.3	:	103.6	:					
1989 9	103.9	107.6	:	96.6	:	106.0	101.3	:	104.6	:					
1989 10	133.2	134.4	:	99.1	:	101.0	98.5	:	102.5	:					
1989 11	126.3	127.3	:	99.2	:	110.8	107.7	:	102.9	:					
1989 12	105.0	104.6	:	100.4	:	89.3	87.8	:	101.7	:					

EU Ausfuhr
SITC 61: LEDER,
LEDERWAREN, A.N.G. UND
ZUGERICHTEPELZFELLE

EU Exports
SITC 61: LEATHER,
LEATHER
MANUFACTURES, N.E.S.
AND DRESSED FURSKINS

Exportations UE
CTCI 61: CUIRS ET PEAUX
PREP. ET OUVRAGES EN
CUIR, N.D.A., PELLET.
APPRET

	Intra-EU Intra-EU Intra-UE					Extra-EU Extra-EU Extra-UE									
	VAL	VOL	VOL Δ%	UV	UV Δ%	VAL	VOL	VOL Δ%	UV	UV Δ%					
	Jährliche Indizes					Annual Indices					Indices annuels				
1989	103.7	107.4	:	96.6	:	107.4	105.1	:	102.2	:					
1990	100.0	100.0	-6.9	100.0	3.5	100.0	100.0	-4.9	100.0	-2.2					
1991	92.8	94.2	-5.8	98.5	-1.5	94.1	98.4	-1.6	95.6	-4.4					
1992	92.1	91.7	-2.7	100.4	1.9	93.5	98.4	0.0	95.0	-0.6					
1993	82.9	87.0	-5.1	95.3	-5.1	113.2	110.1	11.9	102.8	8.2					
	Quarteljährliche Indizes					Quarterly indices					Indices trimestriels				
1989 1	95.1	98.6	:	96.5	:	85.2	85.2	:	100.0	:					
1989 2	115.2	117.9	:	97.7	:	125.1	121.7	:	102.8	:					
1989 3	88.7	93.8	:	94.6	:	102.3	99.4	:	102.9	:					
1989 4	116.0	119.3	:	97.2	:	118.2	115.3	:	102.5	:					
1990 1	103.1	104.1	5.6	99.0	2.6	100.2	98.5	15.6	101.7	1.7					
1990 2	110.9	107.0	-9.2	103.6	6.0	116.1	113.7	-6.6	102.1	-0.7					
1990 3	81.4	81.2	-13.4	100.2	5.9	89.7	88.7	-10.8	101.1	-1.7					
1990 4	104.9	107.8	-9.6	97.3	0.1	93.8	98.7	-14.4	95.0	-7.3					
1991 1	87.7	90.8	-12.8	96.6	-2.4	75.6	82.9	-15.8	91.2	-10.3					
1991 2	102.7	103.9	-2.9	98.8	-4.6	100.6	104.8	-7.8	96.0	-6.0					
1991 3	79.3	79.4	-2.2	99.9	-0.3	94.4	96.0	8.2	98.3	-2.8					
1991 4	102.4	103.4	-4.1	99.0	1.7	105.5	109.9	11.3	96.0	1.1					
1992 1	92.5	90.6	-0.2	102.1	5.7	86.4	92.4	11.5	93.5	2.5					
1992 2	99.5	95.7	-7.9	104.0	5.3	100.0	102.3	-2.4	97.8	1.9					
1992 3	77.2	77.0	-3.0	100.2	0.3	87.7	91.2	-5.0	96.2	-2.1					
1992 4	99.4	103.6	0.2	95.9	-3.1	101.0	109.0	-0.8	92.7	-3.4					
1993 1	73.0	78.9	-12.9	92.5	-9.4	85.8	87.5	-5.3	98.0	4.8					
1993 2	93.6	96.1	0.4	97.4	-6.3	119.6	117.3	14.7	102.0	4.3					
1993 3	66.4	68.7	-10.8	96.6	-3.6	107.1	102.7	12.6	104.3	8.4					
1993 4	96.8	102.2	-1.4	94.7	-1.3	140.3	133.0	22.0	105.5	13.8					
	Monatliche Indizes					Monthly Indices					Indices mensuels				
1989 1	87.5	92.5	:	94.6	:	78.5	80.2	:	97.9	:					
1989 2	93.9	97.4	:	96.4	:	78.9	78.8	:	100.1	:					
1989 3	103.9	105.8	:	98.2	:	98.2	96.7	:	101.6	:					
1989 4	104.4	108.2	:	96.5	:	111.7	110.6	:	101.0	:					
1989 5	112.2	114.1	:	98.3	:	118.3	114.1	:	103.7	:					
1989 6	129.0	131.4	:	98.2	:	145.4	140.5	:	103.5	:					
1989 7	113.6	117.8	:	96.4	:	128.6	123.9	:	103.8	:					
1989 8	49.7	52.7	:	94.3	:	80.8	77.5	:	104.2	:					
1989 9	102.8	110.9	:	92.7	:	97.4	96.8	:	100.6	:					
1989 10	125.2	129.6	:	96.6	:	127.7	123.3	:	103.6	:					
1989 11	116.4	119.8	:	97.2	:	114.7	113.0	:	101.5	:					
1989 12	106.4	108.6	:	98.0	:	112.4	109.8	:	102.4	:					

SITC 61: LEDER,
LEDERWAREN, A.N.G. UND
ZUGERICHTETE PELZFELLE

SITC 61: LEATHER,
LEATHER
MANUFACTURES, N.E.S.
AND DRESSED FURSKINS

CTCI 61: CUIRS ET PEAUX
PREP. ET OUVRAGES EN
CUIR, N.D.A., PELLET.
APPRET

	Intra-EU Intra-EU Intra-UE					Extra-EU Extra-EU Extra-UE									
	VAL	VOL	VOL Δ%	UV	UV Δ%	VAL	VOL	VOL Δ%	UV	UV Δ%					
	Monatliche Indizes					Monthly Indices					Indices mensuels				
1990 1	100.9	100.2	0.5	100.7	4.0	116.6	116.0	38.3	100.5	0.3					
1990 2	96.8	95.0	-1.3	101.9	5.7	99.5	98.8	14.5	100.7	1.3					
1990 3	110.1	109.9	-0.8	100.2	4.6	111.4	108.5	8.1	102.7	3.2					
1990 4	106.0	105.5	-3.3	100.5	2.6	96.3	92.2	-2.5	104.4	3.9					
1990 5	113.5	110.6	-6.3	102.6	4.6	127.6	123.8	24.5	103.1	0.5					
1990 6	108.6	105.2	-21.5	103.2	6.1	104.9	102.0	-2.9	102.8	-4.6					
1990 7	110.3	108.9	-2.9	101.3	1.4	107.7	105.9	14.4	101.7	-0.6					
1990 8	54.5	54.3	-11.3	100.3	0.0	68.2	66.8	9.0	102.1	-1.4					
1990 9	86.7	88.9	-17.4	97.5	0.9	92.7	93.1	-8.1	99.6	-4.8					
1990 10	111.2	114.2	-15.0	97.4	-1.7	102.6	107.0	8.6	95.9	-6.4					
1990 11	107.6	112.4	-11.7	95.7	-3.5	98.7	106.4	-1.2	92.8	-9.8					
1990 12	91.4	92.6	-11.5	98.7	-1.7	71.0	76.5	-12.9	92.8	-8.8					
1991 1	90.4	93.4	-6.8	96.8	-3.9	106.7	116.0	0.0	92.0	-8.5					
1991 2	84.5	90.1	-5.2	93.8	-7.9	83.3	91.6	-7.3	90.9	-9.7					
1991 3	87.7	94.1	-14.4	93.2	-7.0	78.8	86.6	-20.2	91.0	-11.4					
1991 4	95.1	100.3	-4.9	94.8	-5.7	102.2	106.2	15.2	96.2	-7.9					
1991 5	96.0	99.8	-9.8	96.2	-6.2	91.4	94.1	-24.0	97.1	-5.8					
1991 6	103.1	108.0	2.7	95.5	-7.5	81.7	83.9	-17.7	97.4	-5.3					
1991 7	109.9	112.5	3.3	97.7	-3.6	83.1	84.6	-20.1	98.2	-3.4					
1991 8	59.6	62.2	14.5	95.8	-4.5	56.4	57.9	-13.3	97.4	-4.6					
1991 9	83.2	88.9	0.0	93.6	-4.0	79.2	84.8	-8.9	93.4	-6.2					
1991 10	106.2	111.1	-2.7	95.6	-1.8	79.7	89.1	-16.7	89.4	-6.8					
1991 11	100.6	107.3	-4.5	93.8	-2.0	75.5	82.8	-22.2	91.2	-1.7					
1991 12	90.7	98.0	5.8	92.5	-6.3	57.8	66.2	-13.5	87.3	-5.9					
1992 1	83.5	86.3	-7.6	96.7	-0.1	80.6	92.8	-20.0	86.9	-5.5					
1992 2	91.9	94.3	4.7	97.5	3.9	72.5	82.2	-10.3	88.2	-3.0					
1992 3	114.8	116.9	24.2	98.2	5.4	87.2	96.3	11.2	90.5	-0.5					
1992 4	103.3	104.6	4.3	98.8	4.2	85.1	93.6	-11.9	90.9	-5.5					
1992 5	94.9	94.2	-5.6	100.7	4.7	83.4	89.8	-4.6	92.9	-4.3					
1992 6	100.5	100.6	-6.9	99.9	4.6	82.1	89.6	6.8	91.6	-6.0					
1992 7	111.1	111.5	-0.9	99.6	1.9	83.5	94.8	12.1	88.1	-10.3					
1992 8	40.5	42.5	-31.7	95.2	-0.6	43.1	50.7	-12.4	85.0	-12.7					
1992 9	88.0	94.6	6.4	93.0	-0.6	78.5	92.5	9.1	84.9	-9.1					
1992 10	116.0	122.9	10.6	94.4	-1.3	81.6	96.1	7.9	84.9	-5.0					
1992 11	97.2	104.4	-2.7	93.1	-0.7	76.2	86.6	4.6	88.0	-3.5					
1992 12	95.4	103.1	5.2	92.5	0.0	70.0	79.6	20.2	87.9	0.7					
1993 1	60.0	62.0	-28.2	96.8	0.1	75.3	82.4	-11.2	91.4	5.2					
1993 2	67.0	70.3	-25.5	95.3	-2.3	64.5	69.1	-15.9	93.4	5.9					
1993 3	82.9	85.8	-26.6	96.6	-1.6	74.0	80.2	-16.7	92.3	2.0					
1993 4	71.3	73.4	-29.8	97.2	-1.6	75.3	80.2	-14.3	93.9	3.3					
1993 5	78.0	82.4	-12.5	94.6	-6.1	74.3	80.2	-10.7	92.7	-0.2					
1993 6	78.6	81.0	-19.5	97.0	-2.9	78.5	83.8	-6.5	93.7	2.3					
1993 7	73.1	75.2	-32.6	97.2	-2.4	82.3	85.5	-9.8	96.3	9.3					
1993 8	41.7	44.7	5.2	93.4	-1.9	52.7	55.8	10.1	94.4	11.1					
1993 9	73.5	78.9	-16.6	93.1	0.1	91.4	95.8	3.6	95.4	12.4					
1993 10	84.5	90.5	-26.4	93.4	-1.1	85.1	91.1	-5.2	93.4	10.0					
1993 11	84.4	90.8	-13.0	93.0	-0.1	90.7	95.4	10.2	95.1	8.1					
1993 12	88.8	92.0	-10.8	96.5	4.3	85.6	88.6	11.3	96.6	9.9					

EU Ausfuhr
SITC 61: LEDER,
LEDERWAREN, A.N.G. UND
ZUGERICHTETE PELZFELLE

EU Exports
SITC 61: LEATHER,
LEATHER
MANUFACTURES, N.E.S.
AND DRESSED FURSKINS

Exportations UE
CTCI 61: CUIRS ET PEAUX
PREP. ET OUVRAGES EN
CUIR, N.D.A., PELLET.
APPRET

	Intra-EU Intra-EU Intra-UE					Extra-EU Extra-EU Extra-UE									
	VAL	VOL	VOL Δ%	UV	UV Δ%	VAL	VOL	VOL Δ%	UV	UV Δ%					
	Monatliche Indizes					Monthly Indices					Indices mensuels				
1990 1	97.2	100.5	8.6	96.7	2.2	91.2	89.9	12.1	101.4	3.6					
1990 2	101.4	100.5	3.2	100.9	4.7	97.7	95.8	21.6	102.0	1.9					
1990 3	110.5	111.3	5.2	99.3	1.1	111.6	109.7	13.4	101.7	0.1					
1990 4	104.5	98.3	-9.1	106.3	10.2	113.4	112.2	1.4	101.1	0.1					
1990 5	110.2	107.8	-5.5	102.2	4.0	118.3	116.8	2.4	101.3	-2.3					
1990 6	118.0	115.0	-12.5	102.6	4.5	116.6	112.2	-20.1	103.9	0.4					
1990 7	108.9	104.5	-11.3	104.2	8.1	118.9	114.9	-7.3	103.5	-0.3					
1990 8	49.0	49.9	-5.3	98.1	4.0	75.8	75.4	-2.7	100.5	-3.6					
1990 9	86.4	89.3	-19.5	96.7	4.3	74.3	75.7	-21.8	98.1	-2.5					
1990 10	114.2	117.9	-9.0	96.9	0.3	99.8	104.1	-15.6	95.9	-7.4					
1990 11	107.8	112.2	-6.3	96.1	-1.1	91.5	96.9	-14.2	94.4	-7.0					
1990 12	92.5	93.2	-14.2	99.2	1.2	89.9	95.1	-13.4	94.5	-7.7					
1991 1	84.5	86.8	-13.6	97.3	0.6	76.5	83.2	-7.5	92.0	-9.3					
1991 2	88.0	93.2	-7.3	94.4	-6.4	73.9	82.7	-13.7	89.3	-12.5					
1991 3	90.6	92.4	-17.0	98.0	-1.3	76.4	82.7	-24.6	92.4	-9.1					
1991 4	99.4	103.5	5.3	96.0	-9.7	94.7	100.8	-10.2	93.9	-7.1					
1991 5	96.0	94.5	-12.3	101.6	-0.6	102.6	106.8	-8.6	96.1	-5.1					
1991 6	112.5	113.6	-1.2	99.0	-3.5	104.7	106.8	-4.8	98.0	-5.7					
1991 7	102.8	101.7	-2.7	101.1	-3.0	126.9	128.1	11.5	99.1	-4.3					
1991 8	51.0	50.6	1.4	100.8	2.8	75.5	76.0	0.8	99.3	-1.2					
1991 9	84.1	85.9	-3.8	97.9	1.2	80.4	83.8	10.7	96.0	-2.1					
1991 10	113.3	115.1	-2.4	98.4	1.5	109.4	114.0	9.5	96.0	0.1					
1991 11	98.8	100.4	-10.5	98.4	2.4	99.8	103.3	6.6	96.6	2.3					
1991 12	94.9	94.7	1.6	100.2	1.0	107.3	112.4	18.2	95.5	1.1					
1992 1	87.7	87.6	0.9	100.1	2.9	72.7	79.0	-5.0	92.0	0.0					
1992 2	91.9	88.2	-5.4	104.2	10.4	88.7	92.8	12.2	95.6	7.1					
1992 3	97.8	96.0	3.9	101.9	4.0	97.9	105.5	27.6	92.8	0.4					
1992 4	105.4	103.4	-0.1	101.9	6.1	103.0	105.6	4.8	97.5	3.8					
1992 5	94.8	90.7	-4.0	104.5	2.9	95.4	97.8	-8.4	97.5	1.5					
1992 6	98.7	93.1	-18.0	106.0	7.1	101.5	103.4	-3.2	98.2	0.2					
1992 7	102.2	101.9	0.2	100.3	-0.8	117.7	121.6	-5.1	96.8	-2.3					
1992 8	44.3	40.9	-19.2	108.2	7.3	67.5	68.4	-10.0	98.7	-0.6					
1992 9	84.9	88.2	2.7	96.3	-1.6	77.8	83.5	-0.4	93.2	-2.9					
1992 10	111.9	116.0	0.8	96.5	-1.9	107.9	116.4	2.1	92.7	-3.4					
1992 11	93.8	96.9	-3.5	96.8	-1.6	93.4	98.6	-4.5	94.7	-2.0					
1992 12	92.4	97.9	3.4	94.4	-5.8	101.8	111.9	-0.4	91.0	-4.7					
1993 1	72.9	77.6	-11.4	93.9	-6.2	77.4	76.9	-2.7	100.7	9.5					
1993 2	77.0	83.2	-5.7	92.6	-11.1	78.2	82.0	-11.6	95.4	-0.2					
1993 3	69.0	75.9	-20.9	90.9	-10.8	101.5	103.6	-1.8	98.0	5.6					
1993 4	74.5	78.9	-23.7	94.4	-7.4	113.6	109.0	3.2	104.2	6.9					
1993 5	107.5	106.9	17.9	100.6	-3.7	119.1	115.9	18.5	102.8	5.4					
1993 6	98.9	102.5	10.1	96.5	-9.0	126.5	127.1	22.9	99.5	1.3					
1993 7	86.2	88.0	-13.6	97.9	-2.4	131.5	127.2	4.6	103.4	6.8					
1993 8	33.1	33.5	-18.1	98.7	-8.8	90.1	86.7	26.8	103.9	5.3					
1993 9	79.9	84.6	-4.1	94.4	-2.0	99.9	94.3	12.9	105.9	13.6					
1993 10	91.3	99.3	-14.4	91.9	-4.8	131.6	125.8	8.1	104.6	12.8					
1993 11	96.0	98.8	2.0	97.2	0.4	140.2	132.3	34.2	106.0	11.9					
1993 12	103.2	108.6	10.9	95.0	0.6	148.9	140.9	25.9	105.7	16.2					

SITC 62: KAUTSCHUKWAREN,
A.N.G.SITC 62: RUBBER
MANUFACTURES, N.E.S.CTCI 62: CAOUTCHOUC
MANUFACTURE, N.D.A.

	Intra-EU Intra-EU Intra-UE					Extra-EU Extra-EU Extra-UE									
	VAL	VOL	VOL Δ%	UV	UV Δ%	VAL	VOL	VOL Δ%	UV	UV Δ%					
	Jährliche Indizes					Annual Indices					Indices annuels				
1989	94.7	96.8	:	97.8	:	97.1	96.2	:	100.9	:					
1990	100.0	100.0	3.3	100.0	2.2	100.0	100.0	4.0	100.0	-0.9					
1991	106.2	103.7	3.7	102.4	2.4	108.0	103.1	3.1	104.8	4.8					
1992	114.4	108.2	4.3	105.7	3.2	123.7	115.5	12.0	107.1	2.2					
1993	102.6	93.8	-13.3	109.4	3.5	122.5	109.5	-5.2	111.9	4.5					
	Vierteljährliche Indizes					Quarterly Indices					Indices trimestriels				
1989 1	92.0	94.6	:	97.2	:	94.5	94.1	:	100.4	:					
1989 2	101.6	103.9	:	97.8	:	103.3	101.5	:	101.8	:					
1989 3	86.5	88.0	:	98.3	:	96.5	95.5	:	101.0	:					
1989 4	100.2	102.5	:	97.8	:	95.6	95.3	:	100.3	:					
1990 1	102.2	102.1	7.9	100.1	3.0	98.7	97.6	3.7	101.1	0.7					
1990 2	104.5	104.8	0.9	99.7	1.9	103.0	102.1	0.6	100.9	-0.9					
1990 3	91.4	90.8	3.2	100.7	2.4	98.1	98.2	2.8	99.9	-1.1					
1990 4	101.8	102.2	-0.3	99.6	1.8	99.8	101.7	6.7	98.1	-2.2					
1991 1	102.1	100.9	-1.2	101.2	1.1	103.2	101.9	4.4	101.3	0.2					
1991 2	109.4	106.6	1.7	102.6	2.9	111.1	105.1	2.9	105.7	4.8					
1991 3	100.0	97.5	7.4	102.6	1.9	104.8	97.9	-0.3	107.0	7.1					
1991 4	111.5	108.3	6.0	103.0	3.4	112.7	107.1	5.3	105.2	7.2					
1992 1	120.3	114.0	13.0	105.5	4.2	119.8	112.1	10.0	106.9	5.5					
1992 2	121.1	114.8	7.7	105.5	2.8	132.5	122.1	16.2	108.5	2.6					
1992 3	106.0	100.5	3.1	105.5	2.8	120.0	113.5	15.9	105.7	-1.2					
1992 4	113.0	106.2	-1.9	106.4	3.3	124.7	116.3	8.6	107.2	1.9					
1993 1	96.8	88.7	-22.2	109.1	3.4	116.2	104.1	-7.1	111.6	4.4					
1993 2	103.3	93.2	-18.8	110.8	5.0	127.9	115.1	-5.7	111.1	2.4					
1993 3	93.4	85.0	-15.4	109.9	4.2	120.6	106.0	-6.6	113.8	7.7					
1993 4	104.4	96.7	-8.9	108.0	1.5	125.5	112.9	-2.9	111.2	3.7					
	Monatliche Indizes					Monthly Indices					Indices mensuels				
1989 1	86.0	88.7	:	96.9	:	91.9	92.6	:	99.2	:					
1989 2	91.2	93.9	:	97.1	:	90.9	89.6	:	101.4	:					
1989 3	98.7	101.1	:	97.6	:	100.8	100.2	:	100.6	:					
1989 4	97.9	99.5	:	98.4	:	103.5	101.6	:	101.9	:					
1989 5	96.9	99.3	:	97.6	:	97.6	96.6	:	101.0	:					
1989 6	110.2	113.1	:	97.4	:	109.2	106.5	:	102.5	:					
1989 7	90.4	91.9	:	98.4	:	96.9	96.8	:	100.1	:					
1989 8	73.7	74.5	:	98.9	:	90.2	89.0	:	101.3	:					
1989 9	95.2	97.4	:	97.7	:	102.2	100.7	:	101.5	:					
1989 10	108.4	110.5	:	98.1	:	106.1	106.3	:	99.8	:					
1989 11	105.0	107.4	:	97.8	:	100.3	98.9	:	101.4	:					
1989 12	87.5	89.7	:	97.6	:	80.7	80.9	:	99.8	:					

SITC 62: KAUTSCHUKWAREN,
A.N.G.SITC 62: RUBBER
MANUFACTURES, N.E.S.CTCI 62: CAOUTCHOUC
MANUFACTURE, N.D.A.

	Intra-EU intra-EU intra-UE					Extra-EU Extra-EU Extra-UE									
	VAL	VOL	VOL Δ%	UV	UV Δ%	VAL	VOL	VOL Δ%	UV	UV Δ%					
	Jährliche Indizes					Annual Indices					Indices annuels				
1989	95.9	97.9	:	98.0	:	108.5	106.2	:	102.2	:					
1990	100.0	100.0	2.1	100.0	2.0	100.0	100.0	-5.8	100.0	-2.2					
1991	106.6	105.2	5.2	101.3	1.3	100.0	98.0	-2.0	102.0	2.0					
1992	113.9	109.4	4.0	104.1	2.8	105.3	101.7	3.8	103.5	1.5					
1993	110.3	98.1	-10.3	112.4	8.0	113.2	104.2	2.5	108.6	4.9					
	Vierteljährliche Indizes					Quarterly Indices					Indices trimestriels				
1989 1	94.0	97.0	:	96.9	:	107.8	107.1	:	100.7	:					
1989 2	102.8	104.5	:	98.4	:	115.7	112.8	:	102.6	:					
1989 3	86.5	87.7	:	98.6	:	105.6	101.9	:	103.6	:					
1989 4	99.3	101.2	:	98.1	:	110.2	108.1	:	101.9	:					
1990 1	104.5	104.1	7.3	100.4	3.6	107.8	106.7	-0.4	101.0	0.3					
1990 2	103.5	103.8	-0.7	99.7	1.3	103.4	102.6	-9.0	100.8	-1.8					
1990 3	92.2	91.7	4.6	100.5	1.9	92.2	92.0	-9.7	100.2	-3.3					
1990 4	101.2	101.8	0.6	99.4	1.3	96.4	98.5	-8.9	97.9	-3.9					
1991 1	105.2	104.9	0.8	100.3	-0.1	98.8	99.5	-6.7	99.3	-1.7					
1991 2	109.1	107.8	3.9	101.2	1.5	99.2	95.8	-6.6	103.5	2.7					
1991 3	100.7	98.5	7.4	102.2	1.7	96.4	92.5	0.5	104.2	4.0					
1991 4	110.6	109.1	7.2	101.4	2.0	105.3	103.8	5.4	101.4	3.6					
1992 1	121.8	116.0	10.6	105.0	4.7	109.3	103.5	4.0	105.6	6.3					
1992 2	118.8	114.0	5.8	104.2	3.0	104.9	100.1	4.5	104.8	1.3					
1992 3	104.8	101.0	2.5	103.8	1.6	103.8	102.2	10.5	101.6	-2.5					
1992 4	110.6	107.1	-1.8	103.3	1.9	108.3	106.2	2.3	102.0	0.6					
1993 1	108.1	97.6	-15.9	110.8	5.5	108.4	101.4	-2.0	106.9	1.2					
1993 2	108.9	96.2	-15.6	113.2	8.6	111.9	104.7	4.6	106.9	2.0					
1993 3	99.3	87.5	-13.4	113.5	9.3	113.4	102.9	0.7	110.2	8.5					
1993 4	112.4	100.2	-6.4	112.2	8.6	119.5	108.1	1.8	110.5	8.3					
	Monatliche Indizes					Monthly Indices					Indices mensuels				
1989 1	89.0	92.0	:	96.7	:	96.7	96.1	:	100.6	:					
1989 2	90.1	93.1	:	96.8	:	109.0	108.5	:	100.5	:					
1989 3	103.1	106.0	:	97.3	:	117.6	116.6	:	100.9	:					
1989 4	98.7	99.6	:	99.1	:	112.1	109.7	:	102.2	:					
1989 5	99.8	101.8	:	98.0	:	113.8	111.0	:	102.5	:					
1989 6	109.8	112.0	:	98.0	:	121.4	117.6	:	103.2	:					
1989 7	91.0	92.8	:	98.1	:	111.5	107.1	:	104.1	:					
1989 8	69.4	69.9	:	99.3	:	97.3	93.9	:	103.6	:					
1989 9	99.0	100.5	:	98.5	:	108.1	104.7	:	103.2	:					
1989 10	109.1	112.0	:	97.4	:	119.3	117.0	:	102.0	:					
1989 11	101.6	103.5	:	98.2	:	110.6	108.3	:	102.1	:					
1989 12	87.2	88.3	:	98.7	:	100.7	98.9	:	101.8	:					

SITC 62: KAUTSCHUKWAREN,
A.N.G.SITC 62: RUBBER
MANUFACTURES, N.E.S.CTCI 62: CAOUTCHOUC
MANUFACTURE, N.D.A.

	Intra-EU Intra-EU Intra-UE					Extra-EU Extra-EU Extra-UE									
	VAL	VOL	VOL Δ%	UV	UV Δ%	VAL	VOL	VOL Δ%	UV	UV Δ%					
	Monatliche Indizes					Monthly Indices					Indices mensuels				
1990 1	97.7	97.4	9.8	100.3	3.5	93.1	92.7	0.1	100.4	1.2					
1990 2	97.3	97.4	3.7	99.9	2.9	90.6	89.3	-0.3	101.5	0.1					
1990 3	111.4	111.4	10.2	100.0	2.5	112.3	110.9	10.7	101.3	0.7					
1990 4	99.1	99.1	-0.4	100.0	1.6	99.4	98.8	-2.8	100.6	-1.3					
1990 5	107.4	108.3	9.1	99.2	1.6	106.8	106.0	9.7	100.8	-0.2					
1990 6	107.0	107.0	-5.4	100.0	2.7	102.9	101.5	-4.7	101.4	-1.1					
1990 7	105.1	104.7	13.9	100.4	2.0	100.4	99.4	2.7	101.0	0.9					
1990 8	72.1	70.8	-5.0	101.9	3.0	96.7	95.8	7.6	100.9	-0.4					
1990 9	97.0	96.8	-0.6	100.2	2.6	97.3	99.4	-1.3	97.9	-3.5					
1990 10	112.8	113.5	2.7	99.4	1.3	110.8	112.9	6.2	98.1	-1.7					
1990 11	107.5	107.8	0.4	99.7	1.9	108.2	111.0	12.2	97.5	-3.8					
1990 12	84.8	85.2	-5.0	99.5	1.9	80.3	81.0	0.1	99.1	-0.7					
1991 1	101.2	99.8	2.5	101.4	1.1	110.4	110.4	19.1	100.0	-0.4					
1991 2	98.1	97.6	0.2	100.5	0.6	94.7	92.9	4.0	101.9	0.4					
1991 3	107.0	105.2	-5.6	101.7	1.7	104.8	102.5	-7.6	102.2	0.9					
1991 4	111.4	108.7	9.7	102.5	2.5	116.6	111.5	12.9	104.6	4.0					
1991 5	107.4	105.0	-3.0	102.3	3.1	106.3	100.0	-5.7	106.3	5.5					
1991 6	109.1	105.9	-1.0	103.0	3.0	110.3	103.8	2.3	106.3	4.8					
1991 7	114.3	110.9	5.9	103.1	2.7	106.3	98.5	-0.9	107.9	6.8					
1991 8	77.4	74.7	5.5	103.6	1.7	95.0	89.3	-6.8	106.4	5.5					
1991 9	108.5	106.9	10.4	101.5	1.3	113.0	106.0	6.6	106.6	8.9					
1991 10	126.5	122.3	7.8	103.4	4.0	123.7	116.7	3.4	106.0	8.1					
1991 11	112.9	110.0	2.0	102.6	2.9	120.1	114.8	3.4	104.6	7.3					
1991 12	95.4	92.6	8.7	103.0	3.5	94.4	89.9	11.0	105.0	6.0					
1992 1	111.0	105.5	5.7	105.2	3.7	111.6	105.7	-4.3	105.6	5.6					
1992 2	118.8	112.6	15.4	105.5	5.0	116.7	108.5	16.8	107.6	5.6					
1992 3	131.1	124.0	17.9	105.7	3.9	130.9	122.0	19.0	107.3	5.0					
1992 4	127.3	120.1	10.5	106.0	3.4	139.8	126.9	13.8	110.2	5.4					
1992 5	114.4	108.4	3.2	105.5	3.1	129.8	120.2	20.2	108.0	1.6					
1992 6	121.8	116.0	9.5	105.0	1.9	128.0	119.3	14.9	107.3	0.9					
1992 7	120.1	113.9	2.7	105.4	2.2	130.3	121.8	23.7	107.0	-0.8					
1992 8	79.3	73.0	-2.3	108.6	4.8	100.0	93.5	4.7	106.9	0.5					
1992 9	118.9	114.7	7.3	103.7	2.2	129.6	125.1	18.0	103.6	-2.8					
1992 10	124.9	118.2	-3.4	105.7	2.2	138.2	130.1	11.5	106.2	0.2					
1992 11	114.7	108.0	-1.8	106.2	3.5	125.8	117.2	2.1	107.3	2.6					
1992 12	99.3	92.3	-0.3	107.6	4.5	109.9	101.6	13.0	108.2	3.0					
1993 1	82.4	76.9	-27.1	107.2	1.9	103.0	93.9	-11.2	109.7	3.9					
1993 2	100.5	91.5	-18.7	109.8	4.1	115.0	103.3	-4.8	111.3	3.4					
1993 3	107.4	97.8	-21.1	109.8	3.9	130.5	115.1	-5.7	113.4	5.7					
1993 4	101.5	91.3	-24.0	111.2	4.9	132.5	119.5	-5.8	110.9	0.6					
1993 5	104.9	95.9	-11.5	109.4	3.7	121.1	108.3	-9.9	111.8	3.5					
1993 6	103.3	92.3	-20.4	111.9	6.6	130.0	117.4	-1.6	110.7	3.2					
1993 7	95.8	88.0	-22.7	108.9	3.3	123.3	108.9	-10.6	113.2	5.8					
1993 8	74.4	68.1	-6.7	109.2	0.6	112.4	98.2	5.0	114.5	7.1					
1993 9	110.2	99.1	-13.6	111.2	7.2	126.1	110.8	-11.4	113.8	9.8					
1993 10	110.3	102.0	-13.7	108.1	2.3	126.1	113.9	-12.5	110.7	4.2					
1993 11	102.0	94.0	-13.0	108.5	2.2	137.1	122.7	4.7	111.7	4.1					
1993 12	101.1	94.2	2.1	107.3	-0.3	113.5	102.2	0.6	111.1	2.7					

SITC 62: KAUSCHUKWAREN,
A.N.G.SITC 62: RUBBER
MANUFACTURES, N.E.S.CTCI 62: CAOUTCHOUC
MANUFACTURE, N.D.A.

	Intra-EU Intra-EU Intra-UE					Extra-EU Extra-EU Extra-UE									
	VAL	VOL	VOL Δ%	UV	UV Δ%	VAL	VOL	VOL Δ%	UV	UV Δ%					
	Monatliche Indizes					Monthly Indices					Indices mensuels				
1990 1	100.9	100.1	8.8	100.8	4.2	103.6	102.5	6.7	101.1	0.5					
1990 2	99.4	99.0	6.3	100.4	3.7	104.3	103.7	-4.4	100.6	0.1					
1990 3	113.2	113.1	6.7	100.1	2.9	115.7	114.1	-2.1	101.4	0.5					
1990 4	100.1	100.2	0.6	99.9	0.8	101.2	100.3	-8.6	100.9	-1.3					
1990 5	103.4	103.8	2.0	99.6	1.6	106.6	106.3	-4.2	100.3	-2.1					
1990 6	107.2	107.4	-4.1	99.8	1.8	102.4	101.2	-13.9	101.2	-1.9					
1990 7	103.8	103.2	11.2	100.6	2.5	101.5	100.6	-6.1	100.9	-3.1					
1990 8	72.6	72.1	3.1	100.7	1.4	88.7	88.9	-5.3	99.8	-3.7					
1990 9	99.9	99.7	-0.8	100.2	1.7	86.4	86.7	-17.2	99.7	-3.4					
1990 10	115.0	114.8	2.5	100.2	2.9	110.7	111.7	-4.5	99.1	-2.8					
1990 11	106.9	108.2	4.5	98.8	0.6	95.9	98.5	-9.0	97.4	-4.6					
1990 12	81.5	82.2	-6.9	99.1	0.4	82.7	85.4	-13.7	96.8	-4.9					
1991 1	104.8	104.8	4.7	100.0	-0.8	96.1	97.6	-4.8	98.5	-2.6					
1991 2	101.7	101.6	2.6	100.1	-0.3	99.1	100.6	-3.0	98.5	-2.1					
1991 3	109.2	108.2	-4.3	100.9	0.8	101.1	100.3	-12.1	100.8	-0.6					
1991 4	110.2	109.0	8.8	101.1	1.2	103.7	102.0	1.7	101.7	0.8					
1991 5	105.8	104.9	1.1	100.9	1.3	98.4	94.9	-10.7	103.7	3.4					
1991 6	111.5	109.7	2.1	101.6	1.8	95.4	90.5	-10.6	105.4	4.2					
1991 7	112.9	109.6	6.2	103.0	2.4	104.8	98.9	-1.7	106.0	5.1					
1991 8	79.8	78.0	8.2	102.3	1.6	89.9	87.1	-2.0	103.2	3.4					
1991 9	109.3	108.0	8.3	101.2	1.0	94.4	91.4	5.4	103.3	3.6					
1991 10	127.8	127.0	10.6	100.6	0.4	116.8	115.0	3.0	101.6	2.5					
1991 11	112.2	110.1	1.8	101.9	3.1	103.1	102.3	3.9	100.8	3.5					
1991 12	92.1	90.3	9.9	102.0	2.9	95.6	93.9	10.0	101.8	5.2					
1992 1	115.7	110.0	5.0	105.2	5.2	100.1	95.5	-2.2	104.8	6.4					
1992 2	119.6	114.0	12.2	104.9	4.8	108.4	102.1	1.5	106.2	7.8					
1992 3	130.2	124.1	14.7	104.9	4.0	119.3	112.9	12.6	105.7	4.9					
1992 4	124.3	118.6	8.8	104.8	3.7	107.4	101.8	-0.2	105.5	3.7					
1992 5	112.2	108.0	3.0	103.9	3.0	100.4	96.4	1.6	104.1	0.4					
1992 6	119.9	115.4	5.2	103.9	2.3	107.0	102.2	12.9	104.7	-0.7					
1992 7	116.9	112.1	2.3	104.3	1.3	110.3	107.2	8.4	102.9	-2.9					
1992 8	80.4	76.5	-1.9	105.1	2.7	93.1	91.0	4.5	102.3	-0.9					
1992 9	117.3	114.4	5.9	102.5	1.3	108.2	108.5	18.7	99.7	-3.5					
1992 10	124.9	121.3	-4.5	103.0	2.4	117.2	116.4	1.2	100.7	-0.9					
1992 11	113.7	110.3	0.2	103.1	1.2	105.4	103.9	1.6	101.4	0.6					
1992 12	93.4	89.7	-0.7	104.1	2.1	102.4	98.4	4.8	104.1	2.3					
1993 1	97.5	86.9	-21.0	112.2	6.7	91.5	85.8	-10.2	106.6	1.7					
1993 2	108.4	98.8	-13.3	109.7	4.6	111.2	103.9	1.8	107.0	0.8					
1993 3	118.2	106.9	-13.9	110.6	5.4	122.6	114.6	1.5	107.0	1.2					
1993 4	108.0	96.5	-18.6	111.9	6.8	110.4	103.4	1.6	106.8	1.2					
1993 5	106.6	93.7	-13.2	113.8	9.5	105.0	98.1	1.8	107.0	2.8					
1993 6	112.3	98.5	-14.6	114.0	9.7	120.6	112.7	10.3	107.0	2.2					
1993 7	104.2	91.2	-18.6	114.2	9.5	116.5	105.5	-1.6	110.4	7.3					
1993 8	78.4	68.8	-10.1	113.9	8.4	102.9	92.5	1.6	111.2	8.7					
1993 9	115.3	102.4	-10.5	112.6	9.9	120.7	110.6	1.9	109.1	9.4					
1993 10	122.5	109.4	-9.8	112.0	8.7	123.8	111.9	-3.9	110.6	9.8					
1993 11	115.1	103.1	-6.5	111.6	8.2	119.4	108.0	3.9	110.6	9.1					
1993 12	99.8	88.2	-1.7	113.1	8.6	115.0	104.2	5.9	110.4	6.1					

EU Einfuhr
SITC 63: KORK- UND
HOLZWAREN (AUSG.
MOEBEL)

EU Imports
SITC 63: CORK AND
WOOD MANUFACTURES
(EXCLUDING FURNITURE)

Importations UE
CTCI 63: OUVRAGES EN
LIEGE ET EN BOIS (A
L'EXCEPTION DES MEUBLES)

	Intra-EU Intra-EU Intra-UE					Extra-EU Extra-EU Extra-UE									
	VAL	VOL	VOL Δ%	UV	UV Δ%	VAL	VOL	VOL Δ%	UV	UV Δ%					
	Jährliche Indizes					Annual Indices					Indices annuels				
1989	92.2	96.9	:	95.1	:	91.0	90.7	:	100.3	:					
1990	100.0	100.0	3.2	100.0	5.2	100.0	100.0	10.3	100.0	-0.3					
1991	104.3	103.1	3.1	101.2	1.2	105.4	102.9	2.9	102.4	2.4					
1992	108.0	105.3	2.1	102.6	1.4	113.8	110.5	7.4	103.0	0.6					
1993	88.3	85.1	-19.2	103.8	1.2	123.6	113.5	2.7	108.9	5.7					
	Vierteljährliche Indizes					Quarterly Indices					Indices trimestriels				
1989 1	93.2	100.1	:	93.1	:	101.1	103.0	:	98.2	:					
1989 2	97.9	103.6	:	94.5	:	92.1	91.8	:	100.3	:					
1989 3	81.8	85.6	:	95.6	:	83.2	81.6	:	101.9	:					
1989 4	97.7	100.5	:	97.2	:	88.1	87.0	:	101.3	:					
1990 1	102.1	103.1	3.0	99.0	6.3	111.5	110.1	6.9	101.3	3.2					
1990 2	106.3	106.0	2.3	100.3	6.1	100.3	99.3	8.2	101.0	0.7					
1990 3	89.0	89.0	4.0	100.0	4.6	93.4	94.3	15.6	99.0	-2.8					
1990 4	101.8	101.2	0.7	100.6	3.5	94.2	95.6	9.9	98.5	-2.8					
1991 1	103.5	103.2	0.1	100.3	1.3	110.5	113.8	3.4	97.1	-4.1					
1991 2	110.1	109.2	3.0	100.8	0.5	106.8	103.6	4.3	103.1	2.1					
1991 3	95.2	93.7	5.3	101.6	1.6	105.3	99.4	5.4	105.9	7.0					
1991 4	107.0	104.6	3.4	102.3	1.7	100.1	95.9	0.3	104.4	6.0					
1992 1	113.6	111.3	7.8	102.1	1.8	119.7	116.0	1.9	103.2	6.3					
1992 2	113.9	110.5	1.2	103.1	2.3	114.2	109.6	5.8	104.2	1.1					
1992 3	99.7	97.4	3.9	102.4	0.8	108.6	108.0	8.7	100.6	-5.0					
1992 4	109.3	106.2	1.5	102.9	0.6	113.9	109.7	14.4	103.8	-0.6					
1993 1	84.8	81.0	-27.2	104.7	2.5	128.5	119.9	3.4	107.2	3.9					
1993 2	89.3	84.6	-23.4	105.5	2.3	121.1	114.1	4.1	106.1	1.8					
1993 3	78.7	76.0	-22.0	103.5	1.1	120.2	108.8	0.7	110.5	9.8					
1993 4	92.7	91.3	-14.0	101.5	-1.4	124.9	111.4	1.5	112.1	8.0					
	Monatliche Indizes					Monthly Indices					Indices mensuels				
1989 1	88.4	96.0	:	92.1	:	119.6	122.7	:	97.5	:					
1989 2	90.3	96.6	:	93.5	:	92.7	93.9	:	98.7	:					
1989 3	100.8	107.7	:	93.6	:	91.0	92.3	:	98.6	:					
1989 4	94.6	101.5	:	93.2	:	85.8	86.5	:	99.2	:					
1989 5	94.5	100.0	:	94.5	:	95.0	94.7	:	100.3	:					
1989 6	104.7	109.3	:	95.8	:	95.3	94.2	:	101.2	:					
1989 7	86.7	90.7	:	95.6	:	78.0	76.6	:	101.8	:					
1989 8	68.9	72.3	:	95.3	:	78.8	78.2	:	100.8	:					
1989 9	89.8	93.7	:	95.8	:	92.6	90.0	:	102.9	:					
1989 10	105.7	109.9	:	96.2	:	100.3	98.9	:	101.4	:					
1989 11	104.4	107.5	:	97.1	:	92.4	90.9	:	101.7	:					
1989 12	83.0	84.1	:	98.7	:	71.7	71.3	:	100.5	:					

SITC 63: KORK- UND
HOLZWAREN (AUSG.
MOEBEL)

SITC 63: CORK AND
WOOD MANUFACTURES
(EXCLUDING FURNITURE)

CTCI 63: OUVRAGES EN
LIEGE ET EN BOIS (A
L'EXCEPTION DES MEUBLES)

	Intra-EU Intra-EU Intra-UE					Extra-EU Extra-EU Extra-UE									
	VAL	VOL	VOL Δ%	UV	UV Δ%	VAL	VOL	VOL Δ%	UV	UV Δ%					
	Jährliche Indizes					Annual Indices					Indices annuels				
1989	92.6	97.4	:	95.1	:	99.9	105.5	:	94.7	:					
1990	100.0	100.0	2.7	100.0	5.2	100.0	100.0	-5.2	100.0	5.6					
1991	104.6	102.3	2.3	102.2	2.2	99.1	96.3	-3.7	102.9	2.9					
1992	109.7	105.0	2.6	104.5	2.3	101.3	97.1	0.8	104.3	1.4					
1993	103.0	98.2	-6.5	104.9	0.4	110.0	103.9	7.0	105.9	1.5					
	Vierteljährliche Indizes					Quarterly Indices					Indices trimestriels				
1989 1	91.9	99.1	:	92.7	:	93.0	101.8	:	91.4	:					
1989 2	99.1	104.8	:	94.6	:	111.3	117.2	:	95.0	:					
1989 3	83.4	87.4	:	95.4	:	101.4	106.4	:	95.3	:					
1989 4	97.8	100.3	:	97.5	:	110.5	114.2	:	96.8	:					
1990 1	103.6	104.2	5.1	99.4	7.2	97.8	98.8	-2.9	99.0	8.3					
1990 2	105.6	105.4	0.6	100.2	5.9	106.3	106.1	-9.5	100.2	5.5					
1990 3	89.1	89.4	2.3	99.7	4.5	91.9	92.3	-13.3	99.6	4.5					
1990 4	102.1	101.4	1.1	100.7	3.3	103.8	102.7	-10.1	101.1	4.4					
1991 1	103.7	102.0	-2.1	101.7	2.3	89.4	87.7	-11.2	101.9	2.9					
1991 2	110.4	108.7	3.1	101.6	1.4	103.5	101.4	-4.4	102.1	1.9					
1991 3	95.9	93.7	4.8	102.4	2.7	95.3	91.7	-0.7	103.9	4.3					
1991 4	107.1	103.7	2.3	103.3	2.6	105.8	102.1	-0.6	103.6	2.5					
1992 1	117.2	113.0	10.8	103.7	2.0	102.0	98.6	12.4	103.4	1.5					
1992 2	115.8	109.9	1.1	105.4	3.7	109.0	104.5	3.1	104.3	2.2					
1992 3	102.0	97.9	4.5	104.2	1.8	101.9	98.6	7.5	103.3	-0.6					
1992 4	108.6	103.8	0.1	104.6	1.3	111.9	105.6	3.4	106.0	2.3					
1993 1	104.8	99.0	-12.4	105.9	2.1	95.2	87.0	-11.8	109.4	5.8					
1993 2	105.1	100.1	-8.9	105.0	-0.4	111.1	105.6	1.1	105.2	0.9					
1993 3	92.8	89.9	-8.2	103.2	-1.0	113.0	108.0	9.5	104.6	1.3					
1993 4	106.2	100.8	-2.9	105.4	0.8	121.2	115.2	9.1	105.2	-0.8					
	Monatliche Indizes					Monthly Indices					Indices mensuels				
1989 1	85.1	92.9	:	91.6	:	82.1	90.3	:	90.9	:					
1989 2	89.5	96.1	:	93.1	:	92.4	101.6	:	90.9	:					
1989 3	101.1	108.2	:	93.4	:	104.8	113.4	:	92.4	:					
1989 4	95.9	102.6	:	93.5	:	102.6	110.9	:	92.5	:					
1989 5	94.6	99.7	:	94.9	:	108.1	114.1	:	94.7	:					
1989 6	107.0	112.0	:	95.5	:	123.5	126.7	:	97.5	:					
1989 7	88.8	92.5	:	96.0	:	117.5	123.6	:	95.1	:					
1989 8	64.5	68.4	:	94.3	:	85.2	90.3	:	94.4	:					
1989 9	96.7	101.2	:	95.6	:	101.5	105.4	:	96.3	:					
1989 10	105.2	108.6	:	96.9	:	119.1	123.2	:	96.7	:					
1989 11	105.4	108.3	:	97.3	:	110.6	113.7	:	97.3	:					
1989 12	82.7	84.0	:	98.5	:	101.7	105.6	:	96.3	:					

SITC 63: KORK- UND
HOLZWAREN (AUSG.
MOEBEL)

SITC 63: CORK AND
WOOD MANUFACTURES
(EXCLUDING FURNITURE)

CTCI 63: OUVRAGES EN
LIEGE ET EN BOIS (A
L'EXCEPTION DES MEUBLES)

	Intra-EU Intra-EU Intra-UE					Extra-EU Extra-EU Extra-UE									
	VAL	VOL	VOL Δ%	UV	UV Δ%	VAL	VOL	VOL Δ%	UV	UV Δ%					
	Monatliche Indizes					Monthly Indices					Indices mensuels				
1990 1	95.6	97.3	1.4	98.3	6.7	122.8	120.9	-1.5	101.6	4.2					
1990 2	96.6	97.0	0.4	99.6	6.5	102.9	101.5	8.1	101.4	2.7					
1990 3	114.0	114.9	6.7	99.2	6.0	109.0	108.1	17.1	100.8	2.2					
1990 4	104.6	104.5	3.0	100.1	7.4	92.5	91.3	5.5	101.3	2.1					
1990 5	107.7	107.2	7.2	100.5	6.3	108.7	107.7	13.7	100.9	0.6					
1990 6	106.7	106.4	-2.7	100.3	4.7	99.9	99.0	5.1	100.9	-0.3					
1990 7	98.4	98.3	8.4	100.1	4.7	97.0	97.3	27.0	99.7	-2.1					
1990 8	74.6	74.5	3.0	100.2	5.1	86.4	87.7	12.1	98.5	-2.3					
1990 9	93.8	94.0	0.3	99.8	4.2	96.6	97.9	8.8	98.7	-4.1					
1990 10	110.5	109.4	-0.5	101.0	5.0	101.3	101.7	2.8	99.6	-1.8					
1990 11	111.0	110.4	2.7	100.5	3.5	101.3	103.7	14.1	97.7	-3.9					
1990 12	84.2	83.9	-0.2	100.4	1.7	79.9	81.4	14.2	98.2	-2.3					
1991 1	102.9	102.8	5.7	100.1	1.8	134.8	141.0	16.6	95.6	-5.9					
1991 2	101.9	101.0	4.1	100.9	1.3	98.1	100.5	-1.0	97.6	-3.7					
1991 3	105.6	105.7	-8.0	99.9	0.7	98.7	99.9	-7.6	98.8	-2.0					
1991 4	111.2	110.9	6.1	100.3	0.2	108.9	106.8	17.0	102.0	0.7					
1991 5	108.0	107.0	-0.2	100.9	0.4	109.9	106.6	-1.0	103.1	2.2					
1991 6	111.0	109.7	3.1	101.2	0.9	101.6	97.4	-1.6	104.3	3.4					
1991 7	106.8	104.3	6.1	102.4	2.3	111.1	104.1	7.0	106.7	7.0					
1991 8	76.8	76.0	2.0	101.0	0.8	93.5	89.0	1.5	105.1	6.7					
1991 9	102.2	101.0	7.4	101.2	1.4	111.0	105.0	7.3	105.7	7.1					
1991 10	120.0	117.3	7.2	102.3	1.3	115.3	111.0	9.1	103.9	4.3					
1991 11	109.2	107.0	-3.1	102.1	1.6	101.2	96.3	-7.1	105.1	7.6					
1991 12	92.1	89.6	6.8	102.8	2.4	83.8	80.3	-1.4	104.3	6.2					
1992 1	103.2	101.2	-1.6	102.0	1.9	125.8	122.7	-13.0	102.5	7.2					
1992 2	111.9	110.1	9.0	101.6	0.7	114.2	110.8	10.2	103.1	5.6					
1992 3	125.8	122.7	16.1	102.5	2.6	119.1	114.4	14.5	104.1	5.4					
1992 4	122.5	119.3	7.6	102.7	2.4	117.8	112.5	5.3	104.7	2.6					
1992 5	109.4	105.8	-1.1	103.4	2.5	110.5	105.4	-1.1	104.8	1.6					
1992 6	109.8	106.3	-3.1	103.3	2.1	114.3	110.8	13.8	103.2	-1.1					
1992 7	112.4	109.1	4.6	103.0	0.6	117.6	115.3	10.8	102.0	-4.4					
1992 8	75.9	74.0	-2.6	102.5	1.5	92.9	92.5	3.9	100.4	-4.5					
1992 9	111.0	109.1	8.0	101.7	0.5	115.6	116.3	10.8	99.4	-6.0					
1992 10	120.0	117.4	0.1	102.2	-0.1	122.3	120.1	8.2	101.8	-2.0					
1992 11	106.8	104.2	-2.6	102.5	0.4	111.8	107.2	11.3	104.3	-0.8					
1992 12	101.1	96.9	8.1	104.3	1.5	107.6	101.8	26.8	105.7	1.3					
1993 1	75.5	73.3	-27.6	103.0	1.0	129.9	121.9	-0.7	106.6	4.0					
1993 2	82.7	77.2	-29.9	107.1	5.4	126.7	118.5	6.9	106.9	3.7					
1993 3	96.3	92.5	-24.6	104.1	1.6	128.9	119.2	4.2	108.1	3.8					
1993 4	86.6	82.1	-31.2	105.5	2.7	121.8	114.8	2.0	106.1	1.3					
1993 5	89.7	84.6	-20.0	106.0	2.5	116.3	109.7	4.1	106.0	1.1					
1993 6	91.4	87.0	-18.2	105.0	1.6	125.3	118.0	6.5	106.2	2.9					
1993 7	79.8	77.0	-29.4	103.7	0.7	122.2	111.7	-3.1	109.4	7.3					
1993 8	67.8	65.3	-11.8	103.9	1.4	110.0	98.5	6.5	111.7	11.3					
1993 9	88.3	85.7	-21.4	103.0	1.3	128.4	116.2	-0.1	110.5	11.2					
1993 10	93.0	90.5	-22.9	102.8	0.6	126.0	113.9	-5.2	110.6	8.6					
1993 11	92.7	91.1	-12.6	101.8	-0.7	132.5	118.9	10.9	111.4	6.8					
1993 12	92.3	92.3	-4.7	100.0	-4.1	116.0	101.3	-0.5	114.5	8.3					

**SITC 63: KORK- UND
HOLZWAREN (AUSG.
MOEBEL)**

**SITC 63: CORK AND
WOOD MANUFACTURES
(EXCLUDING FURNITURE)**

**CTCI 63: OUVRAGES EN
LIEGE ET EN BOIS (A
L'EXCEPTION DES MEUBLES)**

	Intra-EU Intra-EU Intra-UE					Extra-EU Extra-EU Extra-UE					
	VAL	VOL	VOL Δ%	UV	UV Δ%	VAL	VOL	VOL Δ%	UV	UV Δ%	
	Monatliche Indizes			Monthly Indices			Indices mensuels				
1990 1	97.2	99.5	7.1	97.7	6.7	87.1	89.2	-1.2	97.7	7.5	
1990 2	98.7	99.3	3.3	99.4	6.8	96.3	96.8	-4.7	99.5	9.5	
1990 3	114.8	114.0	5.4	100.7	7.8	110.0	110.3	-2.7	99.7	7.9	
1990 4	102.3	101.7	-0.9	100.6	7.6	99.1	98.9	-10.8	100.2	8.3	
1990 5	106.8	106.7	7.0	100.1	5.5	111.0	110.4	-3.2	100.5	6.1	
1990 6	107.7	107.7	-3.8	100.0	4.7	108.6	108.9	-14.0	99.7	2.3	
1990 7	97.1	96.8	4.6	100.3	4.5	103.5	103.4	-16.3	100.1	5.3	
1990 8	71.0	71.9	5.1	98.7	4.7	81.0	81.3	-10.0	99.6	5.5	
1990 9	99.4	99.5	-1.7	99.9	4.5	91.5	92.3	-12.4	99.1	2.9	
1990 10	113.1	112.1	3.2	100.9	4.1	112.2	111.5	-9.5	100.6	4.0	
1990 11	111.4	110.3	1.8	101.0	3.8	109.1	107.8	-5.2	101.2	4.0	
1990 12	81.8	81.7	-2.7	100.1	1.6	90.2	88.7	-16.0	101.7	5.6	
1991 1	102.2	100.7	1.2	101.5	3.9	85.6	83.9	-5.9	102.0	4.4	
1991 2	100.7	99.1	-0.2	101.6	2.2	84.8	83.2	-14.0	101.9	2.4	
1991 3	108.1	106.0	-7.0	102.0	1.3	97.8	96.0	-13.0	101.9	2.2	
1991 4	113.2	112.0	10.1	101.1	0.5	104.1	104.1	5.3	100.0	-0.2	
1991 5	108.2	106.5	-0.2	101.6	1.5	102.3	99.3	-10.1	103.0	2.5	
1991 6	109.9	107.5	-0.2	102.2	2.2	104.2	100.9	-7.3	103.3	3.6	
1991 7	108.0	104.9	8.4	103.0	2.7	114.3	108.8	5.2	105.1	5.0	
1991 8	71.5	69.9	-2.8	102.3	3.6	80.7	78.7	-3.2	102.6	3.0	
1991 9	108.3	106.4	6.9	101.8	1.9	90.6	87.6	-5.1	103.4	4.3	
1991 10	122.9	118.6	5.8	103.6	2.7	118.2	112.6	1.0	105.0	4.4	
1991 11	107.6	104.5	-5.3	103.0	2.0	104.7	103.2	-4.3	101.5	0.3	
1991 12	90.5	87.8	7.5	103.1	3.0	94.3	90.5	2.0	104.2	2.5	
1992 1	111.7	108.1	7.3	103.3	1.8	91.8	88.1	5.0	104.2	2.2	
1992 2	115.1	111.0	12.0	103.7	2.1	104.4	100.4	20.7	104.0	2.1	
1992 3	124.7	119.9	13.1	104.0	2.0	109.6	107.2	11.7	102.2	0.3	
1992 4	120.7	114.1	1.9	105.8	4.6	114.4	109.9	5.6	104.1	4.1	
1992 5	111.9	105.8	-0.7	105.8	4.1	104.9	99.3	0.0	105.6	2.5	
1992 6	114.7	109.7	2.0	104.6	2.3	107.4	104.2	3.3	103.1	-0.2	
1992 7	114.8	109.3	4.2	105.0	1.9	129.2	124.8	14.7	103.5	-1.5	
1992 8	75.1	73.3	4.9	102.4	0.1	77.4	75.1	-4.6	103.1	0.5	
1992 9	116.4	111.2	4.5	104.7	2.8	99.2	96.0	9.6	103.3	-0.1	
1992 10	124.2	119.2	0.5	104.2	0.6	121.7	116.1	3.1	104.8	-0.2	
1992 11	109.2	105.0	0.5	104.0	1.0	108.4	101.0	-2.1	107.3	5.7	
1992 12	92.2	87.2	-0.7	105.7	2.5	106.0	99.7	10.2	106.3	2.0	
1993 1	99.2	95.0	-12.1	104.4	1.1	81.4	74.1	-15.9	109.8	5.4	
1993 2	101.1	94.3	-15.0	107.2	3.4	95.8	84.9	-15.4	112.8	8.5	
1993 3	114.5	107.8	-10.1	106.2	2.1	108.5	102.0	-4.9	106.4	4.1	
1993 4	106.0	100.1	-12.3	105.9	0.1	102.3	96.5	-12.2	106.0	1.8	
1993 5	99.7	94.1	-11.1	106.0	0.2	109.2	104.9	5.6	104.1	-1.4	
1993 6	109.6	106.1	-3.3	103.3	-1.2	121.9	115.4	10.7	105.6	2.4	
1993 7	95.0	91.9	-15.9	103.4	-1.5	134.3	127.4	2.1	105.4	1.8	
1993 8	72.8	71.2	-2.9	102.3	-0.1	85.7	83.3	10.9	102.9	-0.2	
1993 9	110.6	106.7	-4.0	103.7	-1.0	118.9	113.2	17.9	105.0	1.6	
1993 10	113.7	108.9	-8.6	104.4	0.2	123.3	119.7	3.1	103.0	-1.7	
1993 11	106.4	100.0	-4.8	106.4	2.3	118.1	107.8	6.7	109.6	2.1	
1993 12	98.7	93.4	7.1	105.7	0.0	122.0	118.2	18.6	103.2	-2.9	

SITC 64: PAPIER UND PAPPE;
WAREN AUS
PAPIERHALBSTOFF, PAPIER
ODER PAPPE

SITC 64: PAPER,
PAPERBOARD + ART. OF
PAPER PULP, OF PAPER
OR OF PAPERBOARD

CTCI 64: PAPIERS, CARTONS,
OUVRAGES EN PATE
CELLUL., EN PAPIER ET
CARTON

	Intra-EU Intra-EU Intra-UE					Extra-EU Extra-EU Extra-UE									
	VAL	VOL	VOL Δ%	UV	UV Δ%	VAL	VOL	VOL Δ%	UV	UV Δ%					
	Jährliche Indizes					Annual Indices					Indices annuels				
1989	91.9	93.1	:	98.7	:	95.0	93.9	:	101.2	:					
1990	100.0	100.0	7.4	100.0	1.3	100.0	100.0	6.5	100.0	-1.2					
1991	102.1	104.2	4.2	98.0	-2.0	104.1	105.7	5.7	98.5	-1.5					
1992	102.8	110.1	5.7	93.4	-4.7	98.9	109.6	3.7	90.2	-8.4					
1993	87.4	96.9	-12.0	90.2	-3.4	90.6	110.2	0.5	82.2	-8.9					
	Vierteljährliche Indizes					Quarterly Indices					Indices trimestriels				
1989 1	90.4	92.4	:	97.8	:	103.1	102.7	:	100.4	:					
1989 2	95.7	97.3	:	98.4	:	110.3	108.6	:	101.6	:					
1989 3	89.3	90.1	:	99.1	:	103.5	101.8	:	101.7	:					
1989 4	96.3	96.7	:	99.6	:	99.0	98.0	:	101.0	:					
1990 1	99.9	99.7	7.9	100.2	2.5	99.2	99.1	-3.5	100.1	-0.3					
1990 2	102.4	102.3	5.1	100.1	1.7	103.1	102.7	-5.4	100.4	-1.2					
1990 3	95.5	95.4	5.9	100.1	1.0	97.3	97.1	-4.6	100.2	-1.5					
1990 4	102.2	102.6	6.1	99.6	0.0	99.5	100.3	2.3	99.2	-1.8					
1991 1	104.5	105.0	5.3	99.5	-0.7	105.4	106.4	7.4	99.1	-1.0					
1991 2	105.0	106.4	4.0	98.7	-1.4	107.0	107.6	4.8	99.4	-1.0					
1991 3	98.8	101.0	5.9	97.8	-2.3	106.0	107.1	10.3	99.0	-1.2					
1991 4	100.4	104.5	1.9	96.1	-3.5	97.7	101.6	1.3	96.2	-3.0					
1992 1	105.3	111.3	6.0	94.6	-4.9	105.4	114.3	7.4	92.2	-7.0					
1992 2	104.4	111.8	5.1	93.4	-5.4	102.9	113.5	5.5	90.7	-8.8					
1992 3	99.2	106.8	5.7	92.9	-5.0	94.5	105.1	-1.9	89.9	-9.2					
1992 4	103.2	111.4	6.6	92.6	-3.6	94.6	107.7	6.0	87.8	-8.7					
1993 1	83.9	90.1	-19.0	93.1	-1.6	90.3	107.3	-6.1	84.2	-8.7					
1993 2	88.2	97.5	-12.8	90.5	-3.1	91.8	111.6	-1.7	82.3	-9.3					
1993 3	83.3	93.3	-12.6	89.3	-3.9	89.3	109.0	3.7	81.9	-8.9					
1993 4	91.1	103.4	-7.2	88.1	-4.9	90.8	112.7	4.6	80.6	-8.2					
	Monatliche Indizes					Monthly Indices					Indices mensuels				
1989 1	88.0	90.3	:	97.5	:	103.9	104.4	:	99.5	:					
1989 2	87.7	89.6	:	97.9	:	97.7	97.1	:	100.6	:					
1989 3	95.4	97.3	:	98.0	:	107.7	106.5	:	101.1	:					
1989 4	91.8	93.3	:	98.4	:	106.9	105.6	:	101.2	:					
1989 5	94.9	96.3	:	98.5	:	113.2	111.3	:	101.7	:					
1989 6	100.7	102.4	:	98.3	:	110.8	108.9	:	101.7	:					
1989 7	90.5	91.5	:	98.9	:	100.1	98.4	:	101.7	:					
1989 8	83.0	83.6	:	99.3	:	103.8	102.5	:	101.3	:					
1989 9	94.2	95.2	:	99.0	:	106.8	104.5	:	102.2	:					
1989 10	105.3	105.3	:	100.0	:	105.9	104.3	:	101.5	:					
1989 11	99.6	100.1	:	99.5	:	103.5	102.9	:	100.6	:					
1989 12	84.1	84.7	:	99.3	:	87.5	86.8	:	100.8	:					

SITC 64: PAPIER UND PAPPE;
WAREN AUS
PAPIERHALBSTOFF, PAPIER
ODER PAPPE

SITC 64: PAPER,
PAPERBOARD + ART. OF
PAPER PULP, OF PAPER
OR OF PAPERBOARD

CTCI 64: PAPIERS, CARTONS,
OUVRAGES EN PATE
CELLUL., EN PAPIER ET
CARTON

	Intra-EU Intra-EU Intra-UE					Extra-EU Extra-EU Extra-UE									
	VAL	VOL	VOL Δ%	UV	UV Δ%	VAL	VOL	VOL Δ%	UV	UV Δ%					
	Jährliche Indizes					Annual Indices					Indices annuels				
1989	92.4	93.1	:	99.3	:	98.6	96.4	:	102.3	:					
1990	100.0	100.0	7.4	100.0	0.7	100.0	100.0	3.7	100.0	-2.2					
1991	103.1	105.0	5.0	98.2	-1.8	104.6	104.2	4.2	100.4	0.4					
1992	103.4	110.7	5.4	93.4	-4.9	111.0	115.7	11.0	95.9	-4.5					
1993	97.3	108.8	-1.7	89.4	-4.3	122.1	127.3	10.0	95.9	0.0					
	Vierteljährliche Indizes					Quarterly Indices					Indices trimestriels				
1989 1	90.3	92.0	:	98.2	:	93.3	92.9	:	100.4	:					
1989 2	94.8	95.9	:	98.9	:	101.4	99.3	:	102.1	:					
1989 3	89.2	89.7	:	99.4	:	99.6	96.1	:	103.6	:					
1989 4	94.3	93.8	:	100.5	:	107.8	104.7	:	103.0	:					
1990 1	99.9	99.4	8.0	100.5	2.3	101.8	100.7	8.4	101.1	0.7					
1990 2	101.8	101.8	6.2	100.0	1.1	99.4	98.8	-0.5	100.6	-1.5					
1990 3	94.3	94.5	5.4	99.8	0.4	95.2	95.1	-1.0	100.1	-3.4					
1990 4	101.7	102.1	8.8	99.6	-0.9	101.2	102.9	-1.7	98.3	-4.6					
1991 1	106.5	107.1	7.7	99.4	-1.1	94.8	95.6	-5.1	99.2	-1.9					
1991 2	104.4	105.5	3.6	99.0	-1.0	102.2	100.2	1.4	102.0	1.4					
1991 3	99.7	101.7	7.6	98.0	-1.8	107.7	106.4	11.9	101.2	1.1					
1991 4	101.1	105.0	2.8	96.3	-3.3	113.2	114.2	11.0	99.1	0.8					
1992 1	107.2	113.6	6.1	94.4	-5.0	113.0	116.0	21.3	97.4	-1.8					
1992 2	103.5	110.5	4.7	93.7	-5.4	110.5	114.7	14.5	96.3	-5.6					
1992 3	101.6	109.4	7.6	92.9	-5.2	112.5	119.3	12.1	94.3	-6.8					
1992 4	103.2	111.5	6.2	92.6	-3.8	123.6	129.3	13.2	95.6	-3.5					
1993 1	98.5	107.7	-5.2	91.5	-3.1	110.7	115.8	-0.2	95.6	-1.8					
1993 2	95.0	105.9	-4.2	89.7	-4.3	122.6	128.9	12.4	95.1	-1.2					
1993 3	89.8	100.3	-8.3	89.5	-3.7	124.5	128.3	7.5	97.0	2.9					
1993 4	102.0	117.4	5.3	86.9	-6.2	130.7	136.3	5.4	95.9	0.3					
	Monatliche Indizes					Monthly Indices					Indices mensuels				
1989 1	88.1	89.7	:	98.2	:	91.2	91.8	:	99.4	:					
1989 2	87.1	89.1	:	97.7	:	88.7	88.1	:	100.7	:					
1989 3	95.9	97.3	:	98.6	:	99.9	98.8	:	101.1	:					
1989 4	90.3	91.4	:	98.8	:	95.1	93.2	:	102.0	:					
1989 5	92.7	93.2	:	99.5	:	101.1	99.5	:	101.6	:					
1989 6	101.7	103.2	:	98.5	:	108.0	105.3	:	102.6	:					
1989 7	89.7	90.5	:	99.1	:	97.7	94.8	:	103.1	:					
1989 8	80.9	81.5	:	99.3	:	97.8	95.0	:	102.9	:					
1989 9	97.0	97.1	:	99.9	:	103.1	98.3	:	104.9	:					
1989 10	101.3	101.0	:	100.3	:	112.1	108.7	:	103.1	:					
1989 11	97.8	96.8	:	101.0	:	107.8	104.4	:	103.3	:					
1989 12	83.7	83.6	:	100.1	:	103.4	100.9	:	102.5	:					

SITC 64: PAPIER UND PAPPE;
WAREN AUS
PAPIERHALBSTOFF, PAPIER
ODER PAPPE

SITC 64: PAPER,
PAPERBOARD + ART. OF
PAPER PULP, OF PAPER
OR OF PAPERBOARD

CTCI 64: PAPIERS, CARTONS,
OUVRAGES EN PATE
CELLUL., EN PAPIER ET
CARTON

	Intra-EU Intra-EU Intra-UE					Extra-EU Extra-EU Extra-UE									
	VAL	VOL	VOL Δ%	UV	UV Δ%	VAL	VOL	VOL Δ%	UV	UV Δ%					
	Monatliche Indizes					Monthly Indices					Indices mensuels				
1990 1	98.1	97.2	7.6	100.9	3.5	99.1	98.5	-5.7	100.6	1.1					
1990 2	93.5	93.6	4.5	99.9	2.0	91.9	91.7	-5.6	100.2	-0.4					
1990 3	108.2	108.3	11.3	99.9	1.9	106.8	107.1	0.6	99.7	-1.4					
1990 4	97.1	97.1	4.1	100.0	1.6	98.4	98.9	-6.3	99.5	-1.7					
1990 5	107.6	107.7	11.8	99.9	1.4	108.0	107.7	-3.2	100.3	-1.4					
1990 6	102.7	102.3	-0.1	100.4	2.1	102.7	101.4	-6.9	101.3	-0.4					
1990 7	101.4	101.0	10.4	100.4	1.5	98.0	97.5	-0.9	100.5	-1.2					
1990 8	86.0	85.8	2.6	100.2	0.9	96.2	96.2	-6.1	100.0	-1.3					
1990 9	98.8	99.2	4.2	99.6	0.6	97.8	97.6	-6.6	100.2	-2.0					
1990 10	110.3	110.5	4.9	99.8	-0.2	106.7	107.0	2.6	99.7	-1.8					
1990 11	109.9	110.2	10.1	99.7	0.2	103.7	104.5	1.6	99.2	-1.4					
1990 12	86.5	87.1	2.8	99.3	0.0	88.3	89.4	3.0	98.8	-2.0					
1991 1	108.1	108.6	11.7	99.5	-1.4	110.5	111.5	13.2	99.1	-1.5					
1991 2	100.1	100.3	7.2	99.8	-0.1	101.0	102.2	11.5	98.8	-1.4					
1991 3	105.5	106.2	-1.9	99.3	-0.6	105.2	105.6	-1.4	99.6	-0.1					
1991 4	106.1	107.4	10.6	98.8	-1.2	116.9	117.6	18.9	99.4	-0.1					
1991 5	105.5	106.8	-0.8	98.8	-1.1	111.6	112.5	4.5	99.2	-1.1					
1991 6	103.5	105.0	2.6	98.6	-1.8	92.5	92.8	-8.5	99.7	-1.6					
1991 7	107.9	109.7	8.6	98.4	-2.0	113.3	113.8	16.7	99.6	-0.9					
1991 8	86.0	87.9	2.4	97.8	-2.4	102.4	103.7	7.8	98.7	-1.3					
1991 9	102.6	105.4	6.3	97.3	-2.3	102.5	103.8	6.4	98.7	-1.5					
1991 10	111.1	115.2	4.3	96.4	-3.4	107.3	110.5	3.3	97.1	-2.6					
1991 11	101.7	106.0	-3.8	95.9	-3.8	99.6	103.1	-1.3	96.6	-2.6					
1991 12	88.4	92.3	6.0	95.8	-3.5	86.0	91.1	1.9	94.4	-4.5					
1992 1	103.4	108.5	-0.1	95.3	-4.2	104.0	110.5	-0.9	94.1	-5.0					
1992 2	102.8	108.4	8.1	94.8	-5.0	101.4	110.3	7.9	91.9	-7.0					
1992 3	109.7	117.0	10.2	93.8	-5.5	111.0	122.1	15.6	90.9	-8.7					
1992 4	107.5	115.0	7.1	93.5	-5.4	105.5	117.0	-0.5	90.2	-9.3					
1992 5	99.5	106.3	-0.5	93.6	-5.3	100.1	110.1	-2.1	90.9	-8.4					
1992 6	106.2	114.0	8.6	93.2	-5.5	103.1	113.4	22.2	90.9	-8.8					
1992 7	109.1	117.4	7.0	92.9	-5.6	101.6	112.9	-0.8	90.0	-9.6					
1992 8	82.3	88.6	0.8	92.9	-5.0	82.3	91.4	-11.9	90.0	-8.8					
1992 9	106.2	114.4	8.5	92.8	-4.6	99.7	111.1	7.0	89.7	-9.1					
1992 10	109.9	118.6	3.0	92.7	-3.8	98.1	110.8	0.3	88.5	-8.9					
1992 11	101.5	109.5	3.3	92.7	-3.3	94.9	108.0	4.8	87.9	-9.0					
1992 12	98.1	106.2	15.1	92.4	-3.5	90.8	104.4	14.6	87.0	-7.8					
1993 1	78.8	84.6	-22.0	93.2	-2.2	84.1	98.4	-11.0	85.5	-9.1					
1993 2	81.4	87.0	-19.7	93.6	-1.3	89.6	106.5	-3.4	84.1	-8.5					
1993 3	91.4	98.8	-15.6	92.5	-1.4	97.4	117.2	-4.0	83.1	-8.6					
1993 4	85.4	93.8	-18.4	91.0	-2.7	91.5	110.7	-5.4	82.7	-8.3					
1993 5	85.1	94.6	-11.0	90.0	-3.8	90.2	110.0	-0.1	82.0	-9.8					
1993 6	94.2	104.0	-8.8	90.6	-2.8	93.7	114.3	0.8	82.0	-9.8					
1993 7	84.7	95.0	-19.1	89.2	-4.0	93.6	113.6	0.6	82.4	-8.4					
1993 8	75.6	84.4	-4.7	89.6	-3.6	82.5	100.4	9.8	82.2	-8.7					
1993 9	89.6	100.4	-12.2	89.2	-3.9	91.6	113.0	1.7	81.1	-9.6					
1993 10	90.8	103.1	-13.1	88.1	-5.0	87.7	108.5	-2.1	80.8	-8.7					
1993 11	93.9	106.9	-2.4	87.8	-5.3	94.8	117.5	8.8	80.7	-8.2					
1993 12	88.4	100.1	-5.7	88.3	-4.4	89.8	112.0	7.3	80.2	-7.8					

SITC 64: PAPIER UND PAPPE;
WAREN AUS
PAPIERHALBSTOFF, PAPIER
ODER PAPPE

SITC 64: PAPER,
PAPERBOARD + ART. OF
PAPER PULP, OF PAPER
OR OF PAPERBOARD

CTCI 64: PAPIERS, CARTONS,
OUVRAGES EN PATE
CELLUL., EN PAPIER ET
CARTON

	Intra-EU Intra-EU Intra-UE					Extra-EU Extra-EU Extra-UE									
	VAL	VOL	VOL Δ%	UV	UV Δ%	VAL	VOL	VOL Δ%	UV	UV Δ%					
	Monatliche Indizes					Monthly Indices					Indices mensuels				
1990 1	98.8	97.8	9.0	101.0	2.9	103.9	102.1	11.2	101.8	2.4					
1990 2	93.5	93.2	4.6	100.3	2.7	95.5	95.1	7.9	100.4	-0.3					
1990 3	107.6	107.3	10.3	100.3	1.7	106.2	105.0	6.3	101.1	0.0					
1990 4	96.3	96.0	5.0	100.3	1.5	96.7	95.9	2.9	100.8	-1.2					
1990 5	104.5	104.9	12.6	99.6	0.1	102.9	102.6	3.1	100.3	-1.3					
1990 6	104.8	104.6	1.4	100.2	1.7	98.6	97.9	-7.0	100.7	-1.9					
1990 7	101.0	101.0	11.6	100.0	0.9	100.6	100.0	5.5	100.6	-2.4					
1990 8	85.6	85.9	5.4	99.6	0.3	94.1	94.1	-0.9	100.0	-2.8					
1990 9	96.5	96.5	-0.6	100.0	0.1	91.0	91.3	-7.1	99.7	-5.0					
1990 10	114.0	114.3	13.2	99.7	-0.6	110.4	111.7	2.8	98.8	-4.2					
1990 11	109.0	109.5	13.1	99.5	-1.5	104.3	107.1	2.6	97.4	-5.7					
1990 12	82.3	82.7	-1.1	99.5	-0.6	88.5	89.7	-11.1	98.7	-3.7					
1991 1	112.0	112.7	15.2	99.4	-1.6	98.3	99.1	-2.9	99.2	-2.6					
1991 2	97.3	97.6	4.7	99.7	-0.6	86.9	87.5	-8.0	99.3	-1.1					
1991 3	110.1	111.1	3.5	99.1	-1.2	99.2	100.2	-4.6	99.0	-2.1					
1991 4	106.3	107.4	11.9	99.0	-1.3	99.1	97.4	1.6	101.7	0.9					
1991 5	104.0	105.0	0.1	99.0	-0.6	105.9	103.9	1.3	101.9	1.6					
1991 6	103.4	104.3	-0.3	99.1	-1.1	101.7	99.2	1.3	102.5	1.8					
1991 7	109.3	111.3	10.2	98.2	-1.8	119.4	116.6	16.6	102.4	1.8					
1991 8	88.3	90.0	4.8	98.1	-1.5	102.5	101.7	8.1	100.8	0.8					
1991 9	101.6	103.9	7.7	97.8	-2.2	101.0	100.8	10.4	100.2	0.5					
1991 10	112.7	116.2	1.7	97.0	-2.7	124.0	123.3	10.4	100.6	1.8					
1991 11	102.1	106.6	-2.6	95.8	-3.7	110.5	111.8	4.4	98.8	1.4					
1991 12	88.4	92.2	11.5	95.9	-3.6	105.0	107.3	19.6	97.9	-0.8					
1992 1	105.8	111.6	-1.0	94.8	-4.6	107.9	111.2	12.2	97.0	-2.2					
1992 2	103.8	109.3	12.0	95.0	-4.7	107.7	109.8	25.5	98.1	-1.2					
1992 3	112.2	120.0	8.0	93.5	-5.7	123.5	127.1	26.8	97.2	-1.8					
1992 4	105.7	113.1	5.3	93.5	-5.6	119.6	123.8	27.1	96.6	-5.0					
1992 5	102.9	109.8	4.6	93.7	-5.4	106.9	110.3	6.2	96.9	-4.9					
1992 6	101.9	108.6	4.1	93.8	-5.3	105.1	110.1	11.0	95.5	-6.8					
1992 7	114.0	122.1	9.7	93.4	-4.9	131.8	137.7	18.1	95.7	-6.5					
1992 8	87.8	95.1	5.7	92.3	-5.9	98.2	104.8	3.0	93.7	-7.0					
1992 9	103.1	111.0	6.8	92.9	-5.0	107.3	115.3	14.4	93.1	-7.1					
1992 10	117.8	126.3	8.7	93.3	-3.8	146.8	154.8	25.5	94.8	-5.8					
1992 11	101.9	110.2	3.4	92.5	-3.4	110.9	115.3	3.1	96.2	-2.6					
1992 12	90.0	97.9	6.2	91.9	-4.2	113.1	117.7	9.7	96.1	-1.8					
1993 1	95.1	103.8	-7.0	91.6	-3.4	99.2	103.5	-6.9	95.8	-1.2					
1993 2	93.9	102.1	-6.6	92.0	-3.2	113.5	118.8	8.2	95.5	-2.7					
1993 3	106.5	117.0	-2.5	91.0	-2.7	119.6	125.1	-1.6	95.6	-1.6					
1993 4	99.3	110.3	-2.5	90.0	-3.7	113.4	118.5	-4.3	95.7	-0.9					
1993 5	85.3	95.0	-13.5	89.8	-4.2	119.5	126.1	14.3	94.8	-2.2					
1993 6	100.3	112.3	3.4	89.3	-4.8	135.0	142.3	29.2	94.9	-0.6					
1993 7	93.0	103.4	-15.3	89.9	-3.7	125.9	129.8	-5.7	97.0	1.4					
1993 8	77.2	86.5	-9.0	89.3	-3.3	118.0	121.1	15.6	97.4	3.9					
1993 9	98.9	110.8	-0.2	89.3	-3.9	129.4	134.0	16.2	96.6	3.8					
1993 10	107.9	124.0	-1.8	87.0	-6.8	129.0	134.2	-13.3	96.1	1.4					
1993 11	100.0	113.4	2.9	88.2	-4.6	130.1	135.4	17.4	96.1	-0.1					
1993 12	98.4	114.8	17.3	85.7	-6.7	133.2	139.3	18.4	95.6	-0.5					

SITC 65: GARNE, GEWEBE,
FERTIGGESTELLTE
SPINNSTOFFERZEUGNISSE,
A.N.G.

SITC 65: TEXTILE YARN,
FABRICS, MADE-UP
ARTICLES, N.E.S. +
RELATED PRODUCTS

CTCI 65: FILS, TISSUS,
ARTICLES TEXTILES
FACONNES, N.D.A., PROD.
CONNEXES

	Intra-EU Intra-EU Intra-UE					Extra-EU Extra-EU Extra-UE									
	VAL	VOL	VOL Δ%	UV	UV Δ%	VAL	VOL	VOL Δ%	UV	UV Δ%					
	Jährliche Indizes					Annual Indices					Indices annuels				
1989	93.1	95.8	:	97.2	:	94.0	91.6	:	102.6	:					
1990	100.0	100.0	4.4	100.0	2.9	100.0	100.0	9.2	100.0	-2.5					
1991	100.4	100.4	0.4	100.0	0.0	104.1	104.5	4.5	99.6	-0.4					
1992	100.7	100.2	-0.2	100.5	0.5	101.9	104.9	0.4	97.1	-2.5					
1993	81.7	81.6	-18.6	100.1	-0.4	101.1	103.9	-1.0	97.3	0.2					
	Vierteljährliche Indizes					Quarterly Indices					Indices trimestriels				
1989 1	92.1	95.7	:	96.2	:	97.9	97.7	:	100.2	:					
1989 2	100.4	104.0	:	96.5	:	98.3	95.8	:	102.6	:					
1989 3	81.8	84.2	:	97.2	:	84.3	81.1	:	103.9	:					
1989 4	104.2	105.4	:	98.9	:	97.8	94.1	:	103.9	:					
1990 1	103.6	103.3	7.9	100.3	4.3	109.7	108.0	10.5	101.6	1.4					
1990 2	105.0	104.6	0.6	100.4	4.0	101.3	99.9	4.3	101.4	-1.2					
1990 3	84.1	84.2	0.0	99.9	2.8	88.4	88.9	9.6	99.4	-4.3					
1990 4	106.8	107.6	2.1	99.3	0.4	100.4	103.0	9.5	97.5	-6.2					
1991 1	102.5	102.1	-1.2	100.4	0.1	108.6	112.4	4.1	96.6	-4.9					
1991 2	104.2	104.2	-0.4	100.0	-0.4	108.2	107.2	7.3	100.9	-0.5					
1991 3	86.9	87.4	3.8	99.4	-0.5	98.7	96.8	8.9	102.0	2.6					
1991 4	105.8	105.7	-1.8	100.1	0.8	100.5	101.2	-1.7	99.3	1.8					
1992 1	107.7	106.6	4.4	101.0	0.6	112.9	115.1	2.4	98.1	1.6					
1992 2	108.1	106.8	2.5	101.2	1.2	103.4	104.6	-2.4	98.9	-2.0					
1992 3	87.7	88.2	0.9	99.4	0.0	91.6	96.3	-0.5	95.1	-6.8					
1992 4	103.4	103.2	-2.4	100.2	0.1	101.1	105.1	3.9	96.2	-3.1					
1993 1	78.7	78.2	-26.6	100.6	-0.4	105.4	108.3	-5.9	97.3	-0.8					
1993 2	83.9	83.3	-22.0	100.7	-0.5	99.5	101.9	-2.6	97.6	-1.3					
1993 3	69.8	70.4	-20.2	99.1	-0.3	94.2	95.9	-0.4	98.2	3.3					
1993 4	89.3	89.5	-13.3	99.8	-0.4	105.5	109.8	4.5	96.1	-0.1					
	Monatliche Indizes					Monthly Indices					Indices mensuels				
1989 1	92.1	95.3	:	96.6	:	107.6	107.6	:	100.0	:					
1989 2	88.7	92.0	:	96.4	:	91.1	90.9	:	100.2	:					
1989 3	95.4	99.7	:	95.7	:	95.1	94.6	:	100.5	:					
1989 4	96.4	100.3	:	96.1	:	95.7	94.2	:	101.6	:					
1989 5	97.6	101.1	:	96.5	:	93.8	92.0	:	102.0	:					
1989 6	106.9	110.4	:	96.8	:	105.3	101.2	:	104.1	:					
1989 7	89.4	91.8	:	97.4	:	85.7	82.6	:	103.7	:					
1989 8	63.8	65.3	:	97.7	:	71.3	69.2	:	103.1	:					
1989 9	92.4	95.5	:	96.8	:	95.7	91.5	:	104.6	:					
1989 10	111.3	113.5	:	98.1	:	102.4	97.8	:	104.7	:					
1989 11	108.5	109.8	:	98.8	:	101.7	98.0	:	103.8	:					
1989 12	92.8	93.0	:	99.8	:	89.2	86.6	:	103.0	:					

SITC 65: GARNE, GEWEBE,
FERTIGGESTELLTE
SPINNSTOFFERZEUGNISSE,
A.N.G.

SITC 65: TEXTILE YARN,
FABRICS, MADE-UP
ARTICLES, N.E.S. +
RELATED PRODUCTS

CTCI 65: FILS, TISSUS,
ARTICLES TEXTILES
FACONNES, N.D.A., PROD.
CONNEXES

	Intra-EU Intra-EU intra-UE					Extra-EU Extra-EU Extra-UE									
	VAL	VOL	VOL Δ%	UV	UV Δ%	VAL	VOL	VOL Δ%	UV	UV Δ%					
	Jährliche Indizes					Annual Indices					Indices annuels				
1989	94.0	97.0	:	96.9	:	98.1	98.6	:	99.5	:					
1990	100.0	100.0	3.1	100.0	3.2	100.0	100.0	1.4	100.0	0.5					
1991	101.3	101.6	1.6	99.7	-0.3	102.3	102.0	2.0	100.3	0.3					
1992	101.2	101.1	-0.5	100.1	0.4	105.6	105.4	3.3	100.2	-0.1					
1993	94.5	94.2	-6.8	100.3	0.2	114.5	113.5	7.7	100.9	0.7					
	Vierteljährliche Indizes					Quarterly Indices					Indices trimestriels				
1989 1	90.9	94.6	:	96.1	:	88.8	90.4	:	98.2	:					
1989 2	100.1	104.2	:	96.1	:	107.2	108.5	:	98.8	:					
1989 3	83.0	85.8	:	96.7	:	92.3	93.0	:	99.2	:					
1989 4	102.5	103.9	:	98.7	:	109.1	107.4	:	101.6	:					
1990 1	102.6	102.5	8.4	100.1	4.2	99.4	99.9	10.5	99.5	1.3					
1990 2	105.3	105.0	0.8	100.3	4.4	107.6	107.9	-0.6	99.7	0.9					
1990 3	85.4	85.7	-0.1	99.6	3.0	89.7	89.6	-3.7	100.1	0.9					
1990 4	106.7	106.8	2.8	99.9	1.2	103.0	102.3	-4.7	100.7	-0.9					
1991 1	102.7	102.5	0.0	100.2	0.1	91.0	91.0	-8.9	100.0	0.5					
1991 2	106.6	106.7	1.6	99.9	-0.4	108.9	108.6	0.6	100.3	0.6					
1991 3	86.8	87.9	2.6	98.8	-0.8	95.7	95.4	6.5	100.3	0.2					
1991 4	107.7	108.1	1.2	99.6	-0.3	112.7	112.1	9.6	100.5	-0.2					
1992 1	110.6	109.6	6.9	100.9	0.7	102.7	101.7	11.8	101.0	1.0					
1992 2	110.0	109.2	2.3	100.7	0.8	115.2	115.3	6.2	99.9	-0.4					
1992 3	89.9	90.7	3.2	99.1	0.3	99.6	101.1	6.0	98.5	-1.8					
1992 4	105.7	105.9	-2.0	99.8	0.2	114.9	113.4	1.2	101.3	0.8					
1993 1	94.8	93.6	-14.6	101.3	0.4	98.8	97.1	-4.5	101.8	0.8					
1993 2	95.5	94.8	-13.2	100.7	0.0	122.1	121.6	5.5	100.4	0.5					
1993 3	79.4	80.3	-11.5	98.9	-0.2	104.7	104.6	3.5	100.1	1.6					
1993 4	99.4	99.3	-6.2	100.1	0.3	129.5	127.7	12.6	101.4	0.1					
	Monatliche Indizes					Monthly Indices					Indices mensuels				
1989 1	86.4	89.5	:	96.5	:	82.1	83.1	:	98.8	:					
1989 2	91.6	95.0	:	96.4	:	86.9	88.2	:	98.5	:					
1989 3	94.6	99.3	:	95.3	:	97.4	100.0	:	97.4	:					
1989 4	94.6	99.0	:	95.6	:	98.6	100.6	:	98.0	:					
1989 5	96.6	100.8	:	95.8	:	104.6	106.4	:	98.3	:					
1989 6	109.3	112.9	:	96.8	:	118.4	118.4	:	100.0	:					
1989 7	92.5	95.5	:	96.9	:	104.4	104.6	:	99.8	:					
1989 8	58.5	60.3	:	97.0	:	78.8	79.9	:	98.6	:					
1989 9	97.9	101.7	:	96.3	:	93.7	94.6	:	99.1	:					
1989 10	110.0	112.5	:	97.8	:	111.6	110.5	:	101.0	:					
1989 11	107.0	108.5	:	98.6	:	111.0	109.0	:	101.8	:					
1989 12	90.5	90.7	:	99.8	:	104.8	102.6	:	102.1	:					

SITC 65: GARNE, GEWEBE,
FERTIGGESTELLTE
SPINNSTOFFERZEUGNISSE,
A.N.G.

SITC 65: TEXTILE YARN,
FABRICS, MADE-UP
ARTICLES, N.E.S. +
RELATED PRODUCTS

CTCI 65: FILS, TISSUS,
ARTICLES TEXTILES
FACONNES, N.D.A., PROD.
CONNEXES

	Intra-EU Intra-EU Intra-UE					Extra-EU Extra-EU Extra-UE									
	VAL	VOL	VOL Δ%	UV	UV Δ%	VAL	VOL	VOL Δ%	UV	UV Δ%					
	Monatliche Indizes					Monthly Indices					Indices mensuels				
1990 1	101.9	101.1	6.1	100.8	4.3	123.9	121.5	12.9	102.0	2.0					
1990 2	98.6	98.3	6.8	100.3	4.0	98.5	96.9	6.6	101.6	1.4					
1990 3	110.4	110.4	10.7	100.0	4.5	106.7	105.5	11.5	101.1	0.6					
1990 4	103.1	102.9	2.6	100.2	4.3	97.3	95.5	1.4	101.9	0.3					
1990 5	108.4	107.4	6.2	100.9	4.6	106.3	105.1	14.2	101.1	-0.9					
1990 6	103.8	103.5	-6.3	100.3	3.6	100.5	99.2	-2.0	101.3	-2.7					
1990 7	96.2	96.2	4.8	100.0	2.7	96.9	95.5	15.6	101.5	-2.1					
1990 8	62.7	62.6	-4.1	100.1	2.5	76.4	78.0	12.7	98.0	-4.9					
1990 9	93.6	94.0	-1.6	99.6	2.9	91.8	93.3	2.0	98.4	-5.9					
1990 10	116.9	118.2	4.1	98.9	0.8	110.7	112.5	15.0	98.4	-6.0					
1990 11	112.4	113.3	3.2	99.2	0.4	108.9	111.8	14.1	97.4	-6.2					
1990 12	91.3	91.3	-1.8	100.0	0.2	81.9	84.8	-2.1	96.6	-6.2					
1991 1	106.7	105.7	4.5	100.9	0.1	123.6	127.2	4.7	97.2	-4.7					
1991 2	97.6	97.4	-0.9	100.2	-0.1	102.1	106.8	10.2	95.6	-5.9					
1991 3	103.3	103.3	-6.4	100.0	0.0	100.2	103.3	-2.1	97.0	-4.1					
1991 4	104.8	105.2	2.2	99.6	-0.6	113.5	114.0	19.4	99.6	-2.3					
1991 5	105.7	105.3	-2.0	100.4	-0.5	109.4	107.9	2.7	101.4	0.3					
1991 6	102.2	102.0	-1.4	100.2	-0.1	101.5	99.6	0.4	101.9	0.6					
1991 7	103.1	103.0	7.1	100.1	0.1	112.2	108.6	13.7	103.3	1.8					
1991 8	61.5	61.6	-1.6	99.8	-0.3	77.7	76.8	-1.5	101.2	3.3					
1991 9	96.1	97.7	3.9	98.4	-1.2	106.4	105.0	12.5	101.3	2.9					
1991 10	116.1	116.9	-1.1	99.3	0.4	113.9	114.4	1.7	99.6	1.2					
1991 11	108.4	108.0	-4.7	100.4	1.2	101.8	102.2	-8.6	99.6	2.3					
1991 12	92.6	92.0	0.8	100.6	0.6	85.7	87.1	2.7	98.4	1.9					
1992 1	104.2	103.0	-2.6	101.2	0.3	126.3	129.5	1.8	97.5	0.3					
1992 2	104.3	103.5	6.3	100.8	0.6	101.5	103.1	-3.5	98.4	2.9					
1992 3	114.5	113.3	9.7	101.1	1.1	110.8	112.6	9.0	98.4	1.4					
1992 4	111.6	110.4	4.9	101.1	1.5	104.7	104.7	-8.2	100.0	0.4					
1992 5	105.5	103.8	-1.4	101.6	1.2	102.4	103.5	-4.1	98.9	-2.5					
1992 6	106.8	106.1	4.0	100.7	0.5	103.5	105.8	6.2	97.8	-4.0					
1992 7	102.4	102.2	-0.8	100.2	0.1	104.3	108.1	-0.5	96.5	-6.6					
1992 8	60.7	60.6	-1.6	100.1	0.3	69.3	72.9	-5.1	95.1	-6.0					
1992 9	99.9	101.7	4.1	98.2	-0.2	101.4	108.1	3.0	93.8	-7.4					
1992 10	111.0	111.6	-4.5	99.5	0.2	106.8	112.4	-1.7	95.0	-4.6					
1992 11	104.2	104.2	-3.5	100.0	-0.4	103.1	107.3	5.0	96.1	-3.5					
1992 12	95.1	93.8	2.0	101.4	0.8	93.3	95.5	9.6	97.7	-0.7					
1993 1	68.0	67.0	-35.0	101.5	0.3	109.9	113.5	-12.4	96.8	-0.7					
1993 2	78.7	78.0	-24.6	100.9	0.1	98.7	101.8	-1.3	97.0	-1.4					
1993 3	89.4	89.6	-20.9	99.8	-1.3	107.5	109.6	-2.7	98.1	-0.3					
1993 4	82.9	82.3	-25.5	100.7	-0.4	101.4	103.0	-1.6	98.4	-1.6					
1993 5	83.3	83.1	-19.9	100.3	-1.3	94.9	96.6	-6.7	98.2	-0.7					
1993 6	85.2	84.4	-20.5	101.0	0.3	102.1	106.0	0.2	96.3	-1.5					
1993 7	73.3	73.1	-28.5	100.3	0.1	99.4	101.6	-6.0	97.8	1.3					
1993 8	52.3	52.9	-12.7	98.9	-1.2	77.4	78.0	7.0	99.2	4.3					
1993 9	83.8	85.4	-16.0	98.1	-0.1	105.9	108.2	0.1	97.9	4.4					
1993 10	92.5	93.2	-16.5	99.2	-0.3	107.8	112.9	0.4	95.5	0.5					
1993 11	87.1	87.1	-16.4	100.0	0.0	113.4	117.6	9.6	96.4	0.3					
1993 12	88.4	88.1	-6.1	100.3	-1.1	95.5	99.0	3.7	96.5	-1.2					

EU Ausfuhr
SITC 65: GARNE, GEWEBE,
FERTIGGESTELLTE
SPINNSTOFFERZEUGNISSE,
A.N.G.

EU Exports
SITC 65: TEXTILE YARN,
FABRICS, MADE-UP
ARTICLES, N.E.S. +
RELATED PRODUCTS

Exportations UE
CTCI 65: FILS, TISSUS,
ARTICLES TEXTILES
FACONNES, N.D.A., PROD.
CONNEXES

	Intra-EU Intra-EU Intra-UE					Extra-EU Extra-EU Extra-UE									
	VAL	VOL	VOL Δ%	UV	UV Δ%	VAL	VOL	VOL Δ%	UV	UV Δ%					
	Monatliche Indizes					Monthly Indices					Indices mensuels				
1990 1	100.4	99.8	11.5	100.6	4.2	94.9	94.0	13.1	101.0	2.2					
1990 2	98.1	98.0	3.2	100.1	3.8	94.2	94.9	7.6	99.3	0.8					
1990 3	109.2	109.6	10.4	99.6	4.5	109.0	110.8	10.8	98.4	1.0					
1990 4	101.0	101.4	2.4	99.6	4.2	104.0	105.1	4.5	99.0	1.0					
1990 5	105.4	104.9	4.1	100.5	4.9	110.6	111.7	5.0	99.0	0.7					
1990 6	109.7	108.7	-3.7	100.9	4.2	108.3	107.0	-9.6	101.2	1.2					
1990 7	97.4	96.9	1.5	100.5	3.7	105.5	104.5	-0.1	101.0	1.2					
1990 8	62.7	63.3	5.0	99.1	2.2	79.6	80.5	0.8	98.9	0.3					
1990 9	95.8	96.8	-4.8	99.0	2.8	83.8	83.7	-11.5	100.1	1.0					
1990 10	118.4	119.0	5.8	99.5	1.7	109.3	109.0	-1.4	100.3	-0.7					
1990 11	113.8	114.5	5.5	99.4	0.8	105.4	105.2	-3.5	100.2	-1.6					
1990 12	87.9	86.8	-4.3	101.3	1.5	94.4	92.8	-9.6	101.7	-0.4					
1991 1	104.9	103.8	4.0	101.1	0.5	89.1	87.4	-7.0	102.0	1.0					
1991 2	98.8	98.7	0.7	100.1	0.0	89.5	90.1	-5.1	99.3	0.0					
1991 3	104.6	105.1	-4.1	99.5	-0.1	94.3	95.4	-13.9	98.8	0.4					
1991 4	107.1	107.5	6.0	99.6	0.0	103.9	105.2	0.1	98.8	-0.2					
1991 5	107.5	107.3	2.3	100.2	-0.3	112.0	111.3	-0.4	100.6	1.6					
1991 6	105.2	105.3	-3.1	99.9	-1.0	110.7	109.3	2.1	101.3	0.1					
1991 7	101.7	102.1	5.4	99.6	-0.9	117.6	115.6	10.6	101.7	0.7					
1991 8	60.8	61.2	-3.3	99.4	0.3	79.7	80.3	-0.2	99.3	0.4					
1991 9	98.0	100.5	3.8	97.5	-1.5	89.9	90.4	8.0	99.4	-0.7					
1991 10	119.8	121.1	1.8	98.9	-0.6	116.8	116.8	7.2	100.0	-0.3					
1991 11	110.0	111.2	-2.9	98.9	-0.5	111.1	110.9	5.4	100.2	0.0					
1991 12	93.5	92.1	6.1	101.5	0.2	110.3	108.8	17.2	101.4	-0.3					
1992 1	107.8	105.6	1.7	102.1	1.0	94.7	92.4	5.7	102.5	0.5					
1992 2	107.0	106.8	8.2	100.2	0.1	100.2	99.5	10.4	100.7	1.4					
1992 3	116.9	116.3	10.7	100.5	1.0	113.2	113.2	18.7	100.0	1.2					
1992 4	111.7	111.3	3.5	100.4	0.8	118.5	118.5	12.6	100.0	1.2					
1992 5	105.3	104.6	-2.5	100.7	0.5	113.3	113.8	2.2	99.6	-1.0					
1992 6	112.8	111.8	6.2	100.9	1.0	113.6	113.5	3.8	100.1	-1.2					
1992 7	106.8	106.1	3.9	100.7	1.1	124.0	125.6	8.7	98.7	-2.9					
1992 8	58.9	59.4	-2.9	99.1	-0.3	77.0	78.3	-2.5	98.4	-0.9					
1992 9	103.7	106.5	6.0	97.4	-0.1	97.8	99.5	10.1	98.3	-1.1					
1992 10	120.1	121.9	0.7	98.5	-0.4	121.4	121.4	3.9	100.0	0.0					
1992 11	105.9	105.1	-5.5	100.8	1.9	108.8	107.4	-3.2	101.3	1.1					
1992 12	91.0	90.7	-1.5	100.3	-1.2	114.3	111.5	2.5	102.5	1.1					
1993 1	90.1	88.3	-16.4	102.0	-0.1	84.7	81.4	-11.9	104.1	1.6					
1993 2	91.1	89.8	-15.9	101.5	1.3	101.5	99.6	0.1	101.9	1.2					
1993 3	103.4	102.8	-11.6	100.6	0.1	110.6	110.5	-2.4	100.1	0.1					
1993 4	96.0	95.2	-14.5	100.8	0.4	114.5	114.4	-3.5	100.1	0.1					
1993 5	94.4	93.3	-10.8	101.2	0.5	123.3	123.3	8.3	100.0	0.4					
1993 6	96.3	96.1	-14.0	100.2	-0.7	128.6	127.2	12.1	101.1	1.0					
1993 7	82.7	83.1	-21.7	99.5	-1.2	125.7	125.4	-0.2	100.2	1.5					
1993 8	55.5	56.2	-5.4	98.8	-0.3	84.1	83.6	6.8	100.6	2.2					
1993 9	100.0	101.6	-4.6	98.4	1.0	104.5	105.0	5.5	99.5	1.2					
1993 10	104.8	105.5	-13.5	99.3	0.8	131.1	130.4	7.4	100.5	0.5					
1993 11	98.1	97.5	-7.2	100.6	-0.2	125.1	122.8	14.3	101.9	0.6					
1993 12	95.7	95.1	4.9	100.6	0.3	132.2	129.9	16.5	101.8	-0.7					

EU Einfuhr
SITC 66: WAREN AUS
NICHTMETALLISCHEN
MINERALISCHEN STOFFEN,
A.N.G.

EU Imports
SITC 66: NON-METALLIC
MINERAL
MANUFACTURES, N.E.S.

Importations UE
CTCI 66: ARTICLES
MINERAUX NON
METALLIQUES
MANUFACTURES, N.D.A.

	Intra-EU Intra-EU Intra-UE					Extra-EU Extra-EU Extra-UE									
	VAL	VOL	VOL Δ%	UV	UV Δ%	VAL	VOL	VOL Δ%	UV	UV Δ%					
	Jährliche Indizes					Annual Indices					Indices annuels				
1989	93.9	98.2	:	95.6	:	100.9	98.9	:	102.0	:					
1990	100.0	100.0	1.8	100.0	4.6	100.0	100.0	1.1	100.0	-2.0					
1991	101.7	98.8	-1.2	102.9	2.9	103.6	101.6	1.6	102.0	2.0					
1992	101.8	96.0	-2.8	106.0	3.0	103.5	101.3	-0.3	102.2	0.2					
1993	92.8	85.3	-11.1	108.8	2.6	155.1	141.9	40.1	109.3	6.9					
	Vierteljährliche Indizes					Quarterly Indices					Indices trimestriels				
1989 1	91.3	96.3	:	94.8	:	94.1	93.2	:	101.0	:					
1989 2	101.6	107.2	:	94.8	:	105.2	104.2	:	101.0	:					
1989 3	88.5	92.4	:	95.8	:	93.8	91.1	:	103.0	:					
1989 4	95.9	98.8	:	97.1	:	105.1	102.0	:	103.0	:					
1990 1	103.0	103.9	7.9	99.1	4.5	108.4	108.3	16.2	100.1	-0.9					
1990 2	103.6	103.7	-3.3	99.9	5.4	98.8	98.1	-5.9	100.7	-0.3					
1990 3	92.3	92.3	-0.1	100.0	4.4	93.9	94.7	4.0	99.2	-3.7					
1990 4	100.6	99.6	0.8	101.0	4.0	99.1	99.1	-2.8	100.0	-2.9					
1991 1	98.2	95.9	-7.7	102.4	3.3	94.1	94.5	-12.7	99.6	-0.5					
1991 2	107.3	104.9	1.2	102.3	2.4	107.5	106.1	8.2	101.3	0.6					
1991 3	97.8	95.0	2.9	102.9	2.9	105.5	101.9	7.6	103.5	4.3					
1991 4	103.2	99.1	-0.5	104.1	3.1	106.9	103.2	4.1	103.6	3.6					
1992 1	103.7	98.4	2.6	105.4	2.9	109.2	106.7	12.9	102.3	2.7					
1992 2	106.4	100.4	-4.3	106.0	3.6	110.9	108.3	2.1	102.4	1.1					
1992 3	97.7	92.6	-2.5	105.5	2.5	106.6	105.9	3.9	100.7	-2.7					
1992 4	101.1	94.3	-4.8	107.2	3.0	89.3	86.2	-16.5	103.6	0.0					
1993 1	95.6	87.4	-11.2	109.4	3.8	157.7	148.2	38.9	106.4	4.0					
1993 2	88.4	81.5	-18.8	108.5	2.4	150.1	136.7	26.2	109.8	7.2					
1993 3	88.9	82.2	-11.2	108.1	2.5	158.1	143.3	35.3	110.3	9.5					
1993 4	91.9	84.1	-10.8	109.3	2.0	155.1	139.6	61.9	111.1	7.2					
	Monatliche Indizes					Monthly Indices					Indices mensuels				
1989 1	84.3	89.2	:	94.5	:	85.1	85.4	:	99.6	:					
1989 2	89.8	94.4	:	95.1	:	87.2	86.3	:	101.0	:					
1989 3	100.0	105.5	:	94.8	:	110.3	107.9	:	102.2	:					
1989 4	93.0	97.9	:	95.0	:	90.1	90.0	:	100.1	:					
1989 5	102.5	108.5	:	94.5	:	112.1	111.8	:	100.3	:					
1989 6	109.5	115.3	:	95.0	:	113.7	110.9	:	102.5	:					
1989 7	90.7	94.9	:	95.6	:	85.4	84.2	:	101.4	:					
1989 8	77.6	80.7	:	96.2	:	79.2	76.9	:	103.0	:					
1989 9	97.2	101.7	:	95.6	:	116.9	112.2	:	104.2	:					
1989 10	103.1	106.7	:	96.6	:	119.0	114.5	:	103.9	:					
1989 11	100.2	103.5	:	96.8	:	112.9	109.2	:	103.4	:					
1989 12	84.6	86.2	:	98.2	:	83.4	82.4	:	101.2	:					

EU Ausfuhr
SITC 66: WAREN AUS
NICHTMETALLISCHEN
MINERALISCHEN STOFFEN,
A.N.G.

EU Exports
SITC 66: NON-METALLIC
MINERAL
MANUFACTURES, N.E.S.

Exportations UE
CTCI 66: ARTICLES
MINERAUX NON
METALLIQUES
MANUFACTURES, N.D.A.

	Intra-EU Intra-EU Intra-UE					Extra-EU Extra-EU Extra-UE									
	VAL	VOL	VOL Δ%	UV	UV Δ%	VAL	VOL	VOL Δ%	UV	UV Δ%					
	Jährliche Indizes					Annual Indices					Indices annuels				
1989	94.4	98.2	:	96.1	:	107.1	109.8	:	97.5	:					
1990	100.0	100.0	1.8	100.0	4.1	100.0	100.0	-8.9	100.0	2.6					
1991	102.2	99.8	-0.2	102.4	2.4	100.5	97.5	-2.5	103.1	3.1					
1992	101.9	97.0	-2.8	105.1	2.6	99.6	95.9	-1.6	103.9	0.8					
1993	105.1	98.9	2.0	106.3	1.1	114.8	108.3	12.9	106.0	2.0					
	Vierteljährliche Indizes					Quarterly Indices					Indices trimestriels				
1989 1	89.1	93.4	:	95.4	:	95.6	100.0	:	95.6	:					
1989 2	103.9	108.7	:	95.6	:	118.3	122.0	:	97.0	:					
1989 3	86.9	90.1	:	96.5	:	104.6	106.5	:	98.2	:					
1989 4	97.9	100.8	:	97.1	:	116.8	118.1	:	98.9	:					
1990 1	100.3	101.5	8.7	98.8	3.6	103.4	104.5	4.5	98.9	3.5					
1990 2	106.7	106.9	-1.7	99.8	4.4	104.3	104.5	-14.3	99.8	2.9					
1990 3	90.5	90.2	0.1	100.3	3.9	92.0	91.5	-14.1	100.5	2.3					
1990 4	102.4	101.3	0.5	101.1	4.1	100.4	99.5	-15.7	100.9	2.0					
1991 1	98.2	95.9	-5.5	102.4	3.6	90.0	88.1	-15.7	102.1	3.2					
1991 2	109.9	108.1	1.1	101.7	1.9	100.4	97.0	-7.2	103.5	3.7					
1991 3	94.5	92.4	2.4	102.3	2.0	101.0	97.0	6.0	104.1	3.6					
1991 4	106.4	103.0	1.7	103.3	2.2	111.5	108.8	9.3	102.5	1.6					
1992 1	100.5	96.6	0.7	104.0	1.6	94.1	90.8	3.1	103.6	1.5					
1992 2	110.4	104.9	-3.0	105.2	3.4	106.9	102.7	5.9	104.1	0.6					
1992 3	97.8	92.8	0.4	105.4	3.0	99.0	95.0	-2.1	104.2	0.1					
1992 4	100.6	95.1	-7.7	105.8	2.4	105.6	101.8	-6.4	103.7	1.2					
1993 1	110.2	102.7	6.3	107.3	3.2	108.1	102.6	13.0	105.4	1.7					
1993 2	103.8	98.0	-6.6	105.9	0.7	115.2	109.6	6.7	105.1	1.0					
1993 3	100.2	94.9	2.3	105.6	0.2	111.4	103.9	9.4	107.2	2.9					
1993 4	103.0	96.9	1.9	106.3	0.5	124.2	116.8	14.7	106.3	2.5					
	Monatliche Indizes					Monthly Indices					Indices mensuels				
1989 1	83.0	87.5	:	94.9	:	85.2	90.1	:	94.6	:					
1989 2	82.6	86.6	:	95.4	:	91.9	95.4	:	96.3	:					
1989 3	101.6	106.1	:	95.8	:	109.8	114.5	:	95.9	:					
1989 4	102.5	107.8	:	95.1	:	116.4	120.5	:	96.6	:					
1989 5	99.8	104.4	:	95.6	:	115.6	118.7	:	97.4	:					
1989 6	109.4	113.8	:	96.1	:	122.9	126.8	:	96.9	:					
1989 7	92.2	95.0	:	97.0	:	110.5	110.9	:	99.6	:					
1989 8	71.4	74.1	:	96.3	:	80.3	82.4	:	97.4	:					
1989 9	97.3	101.1	:	96.2	:	123.1	126.3	:	97.5	:					
1989 10	109.1	113.4	:	96.2	:	117.7	119.9	:	98.2	:					
1989 11	103.8	106.5	:	97.5	:	126.7	127.2	:	99.6	:					
1989 12	81.0	82.7	:	97.9	:	106.0	107.3	:	98.8	:					

SITC 66: WAREN AUS
NICHTMETALLISCHEN
MINERALISCHEN STOFFEN,
A.N.G.

SITC 66: NON-METALLIC
MINERAL
MANUFACTURES, N.E.S.

CTCI 66: ARTICLES
MINERAUX NON
METALLIQUES
MANUFACTURES, N.D.A.

	Intra-EU Intra-EU Intra-UE					Extra-EU Extra-EU Extra-UE					
	VAL	VOL	VOL Δ%	UV	UV Δ%	VAL	VOL	VOL Δ%	UV	UV Δ%	
	Monatliche Indizes			Monthly Indices			Indices mensuels				
1990 1	97.4	98.9	10.9	98.5	4.2	115.6	117.1	37.1	98.7	-0.9	
1990 2	99.3	100.5	6.5	98.8	3.9	97.0	95.0	10.1	102.1	1.1	
1990 3	112.2	112.2	6.4	100.0	5.5	112.7	112.7	4.4	100.0	-2.2	
1990 4	96.4	96.7	-1.2	99.7	4.9	93.8	93.3	3.7	100.5	0.4	
1990 5	110.2	110.6	1.9	99.6	5.4	102.8	100.9	-9.7	101.9	1.6	
1990 6	104.1	103.7	-10.1	100.4	5.7	99.7	100.2	-9.6	99.5	-2.9	
1990 7	100.5	100.3	5.7	100.2	4.8	97.7	96.4	14.5	101.4	0.0	
1990 8	79.8	79.8	-1.1	100.0	4.0	86.3	88.7	15.3	97.3	-5.5	
1990 9	96.6	96.7	-4.9	99.9	4.5	97.7	98.9	-11.9	98.8	-5.2	
1990 10	107.7	106.8	0.1	100.8	4.3	112.8	114.1	-0.3	98.9	-4.8	
1990 11	105.5	104.5	1.0	101.0	4.3	105.3	105.6	-3.3	99.7	-3.6	
1990 12	88.6	87.5	1.5	101.3	3.2	79.0	77.5	-5.9	101.9	0.7	
1991 1	102.5	100.2	1.3	102.3	3.9	99.7	101.8	-13.1	97.9	-0.8	
1991 2	93.2	90.5	-10.0	103.0	4.3	86.1	85.6	-9.9	100.6	-1.5	
1991 3	98.9	96.9	-13.6	102.1	2.1	96.7	96.1	-14.7	100.6	0.6	
1991 4	106.1	104.0	7.5	102.0	2.3	107.4	106.8	14.5	100.6	0.1	
1991 5	110.0	107.7	-2.6	102.1	2.5	114.2	113.7	12.7	100.4	-1.5	
1991 6	105.7	102.9	-0.8	102.7	2.3	100.8	97.7	-2.5	103.2	3.7	
1991 7	108.1	104.6	4.3	103.3	3.1	111.6	106.9	10.9	104.4	3.0	
1991 8	82.4	79.8	0.0	103.2	3.2	91.4	87.3	-1.6	104.7	7.6	
1991 9	102.9	100.7	4.1	102.2	2.3	113.4	111.5	12.7	101.7	2.9	
1991 10	119.9	115.7	8.3	103.6	2.8	121.3	119.2	4.5	101.8	2.9	
1991 11	100.2	96.3	-7.8	104.1	3.1	114.0	109.5	3.7	104.1	4.4	
1991 12	89.6	85.4	-2.4	104.9	3.6	85.6	81.1	4.6	105.6	3.6	
1992 1	95.1	90.6	-9.6	105.0	2.6	103.2	101.3	-0.5	101.9	4.1	
1992 2	100.7	95.2	5.2	105.8	2.7	103.7	102.9	20.2	100.8	0.2	
1992 3	115.5	109.5	13.0	105.5	3.3	120.7	116.1	20.8	104.0	3.4	
1992 4	115.4	109.3	5.1	105.6	3.5	107.1	104.8	-1.9	102.2	1.6	
1992 5	96.3	90.3	-16.2	106.6	4.4	105.5	102.4	-9.9	103.0	2.6	
1992 6	107.6	101.6	-1.3	105.9	3.1	120.3	117.8	20.6	102.1	-1.1	
1992 7	111.0	105.3	0.7	105.4	2.0	112.5	112.2	5.0	100.3	-3.9	
1992 8	78.5	74.1	-7.1	105.9	2.6	88.0	87.1	-0.2	101.0	-3.5	
1992 9	103.4	98.3	-2.4	105.2	2.9	119.4	118.5	6.3	100.8	-0.9	
1992 10	109.9	102.6	-11.3	107.1	3.4	112.9	111.7	-6.3	101.1	-0.7	
1992 11	97.4	90.9	-5.6	107.2	3.0	81.2	77.4	-29.3	104.9	0.8	
1992 12	96.0	89.5	4.8	107.3	2.3	73.6	69.4	-14.4	106.1	0.5	
1993 1	81.6	74.9	-17.3	108.9	3.7	146.1	142.5	40.7	102.5	0.6	
1993 2	95.0	86.0	-9.7	110.5	4.4	152.2	142.6	38.6	106.7	5.9	
1993 3	110.2	101.3	-7.5	108.8	3.1	174.8	159.5	37.4	109.6	5.4	
1993 4	80.4	73.8	-32.5	109.0	3.2	160.4	145.3	38.6	110.4	8.0	
1993 5	87.3	80.6	-10.7	108.3	1.6	133.2	119.7	16.9	111.3	8.1	
1993 6	97.5	90.1	-11.3	108.2	2.2	156.6	145.1	23.2	107.9	5.7	
1993 7	93.6	86.4	-17.9	108.3	2.8	159.3	148.9	32.7	107.0	6.7	
1993 8	78.5	72.4	-2.3	108.4	2.4	149.7	133.4	53.2	112.2	11.1	
1993 9	94.6	87.8	-10.7	107.7	2.4	165.2	147.6	24.6	111.9	11.0	
1993 10	89.4	81.8	-20.3	109.3	2.1	149.4	138.7	24.2	107.7	6.5	
1993 11	91.1	83.1	-8.6	109.6	2.2	155.8	138.0	78.3	112.9	7.6	
1993 12	95.2	87.3	-2.5	109.1	1.7	160.0	142.1	104.8	112.6	6.1	

EU Ausfuhr
SITC 66: WAREN AUS
NICHTMETALLISCHEN
MINERALISCHEN STOFFEN,
A.N.G.

EU Exports
SITC 66: NON-METALLIC
MINERAL
MANUFACTURES, N.E.S.

Exportations UE
CTCI 66: ARTICLES
MINERAUX NON
METALLIQUES
MANUFACTURES, N.D.A.

	Intra-EU Intra-EU Intra-UE					Extra-EU Extra-EU Extra-UE									
	VAL	VOL	VOL Δ%	UV	UV Δ%	VAL	VOL	VOL Δ%	UV	UV Δ%					
	Monatliche Indizes					Monthly Indices					Indices mensuels				
1990 1	99.9	101.3	15.8	98.6	3.9	94.1	95.0	5.4	99.1	4.8					
1990 2	95.2	96.6	11.5	98.5	3.2	102.0	103.8	8.8	98.3	2.1					
1990 3	105.9	106.6	0.5	99.3	3.7	114.0	114.8	0.3	99.3	3.5					
1990 4	104.0	104.8	-2.8	99.2	4.3	99.1	99.8	-17.2	99.3	2.8					
1990 5	109.9	110.6	5.9	99.4	4.0	110.1	110.4	-7.0	99.7	2.4					
1990 6	106.2	105.4	-7.4	100.8	4.9	103.5	103.2	-18.6	100.3	3.5					
1990 7	97.6	96.7	1.8	100.9	4.0	107.7	107.3	-3.2	100.4	0.8					
1990 8	78.2	78.0	5.3	100.3	4.2	70.2	70.4	-14.6	99.7	2.4					
1990 9	95.8	95.9	-5.1	99.9	3.8	98.0	96.8	-23.4	101.2	3.8					
1990 10	114.1	113.3	-0.1	100.7	4.7	105.6	104.8	-12.6	100.8	2.6					
1990 11	110.9	109.9	3.2	100.9	3.5	107.5	106.6	-16.2	100.8	1.2					
1990 12	82.1	80.6	-2.5	101.9	4.1	88.4	87.3	-18.6	101.3	2.5					
1991 1	103.2	101.8	0.5	101.4	2.8	75.4	73.1	-23.1	103.1	4.0					
1991 2	92.3	89.6	-7.2	103.0	4.6	92.1	90.2	-13.1	102.1	3.9					
1991 3	99.0	96.2	-9.8	102.9	3.6	102.4	101.0	-12.0	101.4	2.1					
1991 4	111.5	110.0	5.0	101.4	2.2	95.9	93.7	-6.1	102.3	3.0					
1991 5	109.6	107.8	-2.5	101.7	2.3	108.9	104.6	-5.3	104.1	4.4					
1991 6	108.6	106.6	1.1	101.9	1.1	96.5	92.7	-10.2	104.1	3.8					
1991 7	104.4	101.4	4.9	103.0	2.1	124.0	117.0	9.0	106.0	5.6					
1991 8	79.7	77.9	-0.1	102.3	2.0	80.5	77.6	10.2	103.7	4.0					
1991 9	99.6	98.1	2.3	101.5	1.6	98.5	96.3	-0.5	102.3	1.1					
1991 10	123.8	120.3	6.2	102.9	2.2	129.1	126.2	20.4	102.3	1.5					
1991 11	108.7	105.3	-4.2	103.2	2.3	109.5	106.6	0.0	102.7	1.9					
1991 12	86.7	83.4	3.5	103.9	2.0	95.8	93.5	7.1	102.5	1.2					
1992 1	95.6	92.8	-8.8	103.0	1.6	83.3	80.6	10.3	103.3	0.2					
1992 2	98.7	94.4	5.4	104.6	1.6	90.7	87.5	-3.0	103.7	1.6					
1992 3	107.1	102.6	6.7	104.4	1.5	108.2	104.3	3.3	103.7	2.3					
1992 4	113.3	108.1	-1.7	104.8	3.4	108.7	104.6	11.6	103.9	1.6					
1992 5	109.0	103.7	-3.8	105.1	3.3	100.4	95.3	-8.9	105.3	1.2					
1992 6	108.9	102.9	-3.5	105.8	3.8	111.8	108.4	16.9	103.1	-1.0					
1992 7	110.1	103.6	2.2	106.3	3.2	120.0	113.7	-2.8	105.5	-0.5					
1992 8	74.3	70.2	-9.9	105.9	3.5	69.0	66.6	-14.2	103.6	-0.1					
1992 9	108.9	104.5	6.5	104.2	2.7	108.2	104.7	8.7	103.3	1.0					
1992 10	112.4	106.6	-11.4	105.4	2.4	103.7	100.2	-20.6	103.5	1.2					
1992 11	102.7	97.0	-7.9	105.9	2.6	106.9	103.6	-2.8	103.2	0.5					
1992 12	86.8	81.7	-2.0	106.2	2.2	106.0	101.5	8.6	104.4	1.9					
1993 1	96.6	90.5	-2.5	106.7	3.6	94.5	89.7	11.3	105.4	2.0					
1993 2	108.9	101.3	7.3	107.5	2.8	101.6	97.5	11.4	104.2	0.5					
1993 3	124.9	116.2	13.3	107.5	3.0	128.2	120.5	15.5	106.4	2.6					
1993 4	95.4	89.6	-17.1	106.5	1.6	111.1	104.7	0.1	106.1	2.1					
1993 5	101.4	95.5	-7.9	106.2	1.0	106.0	100.4	5.4	105.6	0.3					
1993 6	114.6	109.1	6.0	105.0	-0.8	128.5	123.6	14.0	104.0	0.9					
1993 7	106.1	100.6	-2.9	105.5	-0.8	128.5	120.0	5.5	107.1	1.5					
1993 8	85.4	81.4	16.0	104.9	-0.9	81.4	76.4	14.7	106.5	2.8					
1993 9	109.2	102.8	-1.6	106.2	1.9	124.3	115.4	10.2	107.7	4.3					
1993 10	103.5	97.3	-8.7	106.4	0.9	119.3	112.0	11.8	106.5	2.9					
1993 11	105.3	99.9	3.0	105.4	-0.5	126.2	119.2	15.1	105.9	2.6					
1993 12	100.0	93.4	14.3	107.1	0.8	126.9	119.3	17.5	106.4	1.9					

SITC 67: EISEN UND STAHL

SITC 67: IRON AND STEEL

CTCI 67: FER ET ACIER

	Intra-EU Intra-EU Intra-UE					Extra-EU Extra-EU Extra-UE									
	VAL	VOL	VOL Δ%	UV	UV Δ%	VAL	VOL	VOL Δ%	UV	UV Δ%					
	Jährliche Indizes					Annual Indices					Indices annuels				
1989	101.6	95.8	:	106.1	:	108.1	92.1	:	117.4	:					
1990	100.0	100.0	4.4	100.0	-5.7	100.0	100.0	8.6	100.0	-14.8					
1991	97.2	103.6	3.6	93.8	-6.2	92.9	96.1	-3.9	96.7	-3.3					
1992	90.7	101.5	-2.0	89.4	-4.7	95.4	105.1	9.4	90.8	-6.1					
1993	73.8	84.2	-17.0	87.6	-2.0	83.6	94.2	-10.4	88.8	-2.2					
	Vierteljährliche Indizes					Quarterly Indices					Indices trimestriels				
1989 1	104.0	100.0	:	104.0	:	115.6	101.6	:	113.8	:					
1989 2	111.9	104.0	:	107.6	:	122.4	100.2	:	122.2	:					
1989 3	91.4	85.2	:	107.3	:	97.7	81.6	:	119.7	:					
1989 4	100.1	94.9	:	105.5	:	97.5	85.5	:	114.0	:					
1990 1	105.2	102.5	2.5	102.6	-1.3	102.5	99.5	-2.1	103.0	-9.5					
1990 2	106.0	105.8	1.7	100.2	-6.9	109.7	111.1	10.9	98.7	-19.2					
1990 3	90.2	91.0	6.8	99.1	-7.6	95.5	96.8	18.6	98.7	-17.5					
1990 4	99.0	101.0	6.4	98.0	-7.1	94.0	94.3	10.3	99.7	-12.5					
1991 1	102.4	106.9	4.3	95.8	-6.6	101.2	102.0	2.5	99.2	-3.7					
1991 2	103.7	110.1	4.1	94.2	-6.0	100.3	102.5	-7.7	97.9	-0.8					
1991 3	86.6	92.5	1.6	93.6	-5.5	85.3	88.7	-8.4	96.2	-2.5					
1991 4	92.9	101.8	0.8	91.3	-6.8	83.9	90.1	-4.5	93.1	-6.6					
1992 1	100.0	110.4	3.3	90.6	-5.4	101.0	109.8	7.6	92.0	-7.3					
1992 2	99.1	110.1	0.0	90.0	-4.5	105.8	117.2	14.3	90.3	-7.8					
1992 3	84.3	94.3	1.9	89.4	-4.5	88.0	97.0	9.4	90.7	-5.7					
1992 4	83.6	95.8	-5.9	87.3	-4.4	89.3	99.1	10.0	90.1	-3.2					
1993 1	70.2	81.0	-26.6	86.7	-4.3	84.1	96.1	-12.5	87.5	-4.9					
1993 2	74.8	85.8	-22.1	87.2	-3.1	85.4	97.1	-17.2	87.9	-2.7					
1993 3	67.6	76.6	-18.8	88.3	-1.2	78.6	87.2	-10.1	90.1	-0.7					
1993 4	75.5	85.4	-10.9	88.4	1.3	86.1	95.8	-3.3	89.9	-0.2					
	Monatliche Indizes					Monthly Indices					Indices mensuels				
1989 1	102.2	98.9	:	103.3	:	113.2	100.5	:	112.6	:					
1989 2	98.7	95.0	:	103.9	:	110.7	97.5	:	113.5	:					
1989 3	111.1	106.1	:	104.7	:	122.9	106.8	:	115.1	:					
1989 4	108.9	102.2	:	106.6	:	119.6	100.5	:	119.0	:					
1989 5	110.6	102.3	:	108.1	:	121.3	98.1	:	123.7	:					
1989 6	116.5	107.6	:	108.3	:	126.4	102.0	:	123.9	:					
1989 7	98.4	91.0	:	108.1	:	109.9	89.8	:	122.4	:					
1989 8	74.8	69.8	:	107.2	:	81.8	68.5	:	119.4	:					
1989 9	101.0	94.7	:	106.6	:	101.3	86.6	:	117.0	:					
1989 10	109.9	103.5	:	106.2	:	106.9	92.1	:	116.1	:					
1989 11	108.5	103.3	:	105.0	:	103.3	91.1	:	113.4	:					
1989 12	82.2	78.1	:	105.2	:	82.2	73.3	:	112.2	:					

SITC 67: EISEN UND STAHL

SITC 67: IRON AND STEEL

CTCI 67: FER ET ACIER

	Intra-EU Intra-EU Intra-UE					Extra-EU Extra-EU Extra-UE									
	VAL	VOL	VOL Δ%	UV	UV Δ%	VAL	VOL	VOL Δ%	UV	UV Δ%					
	Jährliche Indizes					Annual Indices					Indices annuels				
1989	101.5	96.4	:	105.3	:	118.2	109.5	:	107.9	:					
1990	100.0	100.0	3.7	100.0	-5.0	100.0	100.0	-8.7	100.0	-7.3					
1991	96.3	103.0	3.0	93.5	-6.5	99.2	103.4	3.4	95.9	-4.1					
1992	90.6	101.1	-1.8	89.6	-4.2	91.8	99.4	-3.9	92.4	-3.6					
1993	78.8	90.3	-10.7	87.3	-2.6	110.4	117.8	18.5	93.7	1.4					
	Vierteljährliche Indizes					Quarterly Indices					Indices trimestriels				
1989 1	101.8	98.8	:	103.0	:	114.8	108.6	:	105.7	:					
1989 2	111.7	105.0	:	106.4	:	123.1	113.9	:	108.1	:					
1989 3	93.3	87.4	:	106.8	:	117.9	107.6	:	109.6	:					
1989 4	99.0	94.2	:	105.1	:	119.6	110.5	:	108.2	:					
1990 1	104.2	102.0	3.2	102.2	-0.8	109.0	104.4	-3.9	104.4	-1.2					
1990 2	105.6	105.3	0.3	100.3	-5.7	99.8	99.3	-12.8	100.5	-7.0					
1990 3	91.2	91.8	5.0	99.4	-6.9	93.9	94.9	-11.8	98.9	-9.8					
1990 4	98.6	100.6	6.8	98.0	-6.8	97.3	101.4	-8.2	96.0	-11.3					
1991 1	104.6	109.5	7.4	95.5	-6.6	92.6	97.0	-7.1	95.5	-8.5					
1991 2	104.1	110.7	5.1	94.0	-6.3	102.3	105.8	6.5	96.7	-3.8					
1991 3	86.5	93.0	1.3	93.0	-6.4	103.8	107.5	13.3	96.6	-2.3					
1991 4	93.6	102.5	1.9	91.3	-6.8	104.0	109.8	8.3	94.7	-1.4					
1992 1	100.8	110.8	1.2	91.0	-4.7	92.9	98.3	1.3	94.5	-1.0					
1992 2	96.3	107.1	-3.3	89.9	-4.4	91.9	98.8	-6.6	93.0	-3.8					
1992 3	83.4	93.3	0.3	89.4	-3.9	86.7	95.3	-11.3	91.0	-5.8					
1992 4	82.4	94.1	-8.2	87.6	-4.1	99.0	108.3	-1.4	91.4	-3.5					
1993 1	79.5	92.8	-16.2	85.7	-5.8	91.1	98.7	0.4	92.3	-2.3					
1993 2	79.5	91.2	-14.8	87.2	-3.0	110.1	119.0	20.4	92.5	-0.5					
1993 3	70.4	79.7	-14.6	88.3	-1.2	110.5	116.4	22.1	94.9	4.3					
1993 4	78.5	88.9	-5.5	88.3	0.8	123.6	130.5	20.5	94.7	3.6					
	Monatliche Indizes					Monthly Indices					Indices mensuels				
1989 1	95.1	93.5	:	101.7	:	114.0	109.2	:	104.4	:					
1989 2	99.0	95.9	:	103.2	:	106.7	100.8	:	105.9	:					
1989 3	111.0	106.9	:	103.8	:	123.9	115.9	:	106.9	:					
1989 4	106.0	100.5	:	105.5	:	124.5	115.9	:	107.4	:					
1989 5	110.3	103.3	:	106.8	:	116.1	106.9	:	108.6	:					
1989 6	118.8	111.3	:	106.7	:	128.8	118.9	:	108.3	:					
1989 7	97.6	91.6	:	106.6	:	114.6	104.2	:	110.0	:					
1989 8	76.8	71.6	:	107.2	:	115.9	106.1	:	109.2	:					
1989 9	105.4	98.9	:	106.6	:	123.3	112.4	:	109.7	:					
1989 10	109.7	103.2	:	106.3	:	132.0	120.9	:	109.2	:					
1989 11	103.8	99.1	:	104.7	:	114.7	106.0	:	108.2	:					
1989 12	83.8	80.4	:	104.2	:	112.0	104.6	:	107.1	:					

SITC 67: EISEN UND STAHL

SITC 67: IRON AND STEEL

CTCI 67: FER ET ACIER

	Intra-EU Intra-EU Intra-UE					Extra-EU Extra-EU Extra-UE					
	VAL	VOL	VOL Δ%	UV	UV Δ%	VAL	VOL	VOL Δ%	UV	UV Δ%	
	Monatliche Indizes			Monthly Indices			Indices mensuels				
1990 1	103.8	99.7	0.8	104.1	0.8	98.4	91.6	-8.9	107.4	-4.6	
1990 2	97.2	95.0	0.0	102.3	-1.5	94.3	91.0	-6.7	103.6	-8.7	
1990 3	114.5	112.9	6.4	101.4	-3.2	114.9	115.9	8.5	99.1	-13.9	
1990 4	101.5	100.9	-1.3	100.6	-5.6	99.6	101.1	0.6	98.5	-17.2	
1990 5	110.6	110.4	7.9	100.2	-7.3	120.5	123.0	25.4	98.0	-20.8	
1990 6	106.0	106.2	-1.3	99.8	-7.8	109.1	109.4	7.3	99.7	-19.5	
1990 7	97.9	98.4	8.1	99.5	-8.0	105.3	105.5	17.5	99.8	-18.5	
1990 8	74.9	75.1	7.6	99.7	-7.0	83.5	86.0	25.5	97.1	-18.7	
1990 9	97.5	99.4	5.0	98.1	-8.0	97.9	99.0	14.3	98.9	-15.5	
1990 10	113.8	116.0	12.1	98.1	-7.6	104.8	105.6	14.7	99.2	-14.6	
1990 11	106.2	108.1	4.6	98.2	-6.5	99.7	99.8	9.5	99.9	-11.9	
1990 12	77.0	78.9	1.0	97.6	-7.2	77.7	77.5	5.7	100.2	-10.7	
1991 1	106.9	110.3	10.6	96.9	-6.9	105.7	105.4	15.1	100.3	-6.6	
1991 2	94.2	98.5	3.7	95.6	-6.5	100.2	100.8	10.8	99.4	-4.1	
1991 3	106.3	112.0	-0.8	94.9	-6.4	97.6	99.7	-14.0	97.9	-1.2	
1991 4	105.9	112.3	11.3	94.3	-6.3	103.2	105.0	3.9	98.3	-0.2	
1991 5	103.1	109.5	-0.8	94.2	-6.0	101.1	103.0	-16.3	98.2	0.2	
1991 6	101.9	108.4	2.1	94.0	-5.8	96.6	99.5	-9.0	97.1	-2.6	
1991 7	101.5	107.4	9.1	94.5	-5.0	93.6	95.0	-10.0	98.5	-1.3	
1991 8	64.1	68.2	-9.2	94.0	-5.7	75.1	79.3	-7.8	94.7	-2.5	
1991 9	94.1	101.8	2.4	92.4	-5.8	87.2	91.8	-7.3	95.0	-3.9	
1991 10	103.7	112.5	-3.0	92.2	-6.0	91.3	97.7	-7.5	93.4	-5.8	
1991 11	93.5	103.3	-4.4	90.5	-7.8	87.7	94.5	-5.3	92.8	-7.1	
1991 12	81.6	89.6	13.6	91.1	-6.7	72.8	78.2	0.9	93.1	-7.1	
1992 1	97.4	106.6	-3.4	91.4	-5.7	97.0	104.7	-0.7	92.6	-7.7	
1992 2	97.3	107.4	9.0	90.6	-5.2	96.2	104.6	3.8	92.0	-7.4	
1992 3	105.1	117.0	4.5	89.8	-5.4	109.6	119.9	20.3	91.4	-6.6	
1992 4	104.5	116.0	3.3	90.1	-4.5	103.3	113.4	8.0	91.1	-7.3	
1992 5	94.3	104.8	-4.3	90.0	-4.5	102.0	112.8	9.5	90.4	-7.9	
1992 6	98.3	109.5	1.0	89.8	-4.5	112.2	125.5	26.1	89.4	-7.9	
1992 7	97.7	108.2	0.7	90.3	-4.4	97.6	106.6	12.2	91.6	-7.0	
1992 8	59.0	65.9	-3.4	89.5	-4.8	68.4	75.6	-4.7	90.5	-4.4	
1992 9	96.2	108.8	6.9	88.4	-4.3	97.8	108.8	18.5	89.9	-5.4	
1992 10	93.9	106.7	-5.2	88.0	-4.6	97.0	108.3	10.8	89.6	-4.1	
1992 11	85.8	98.6	-4.5	87.0	-3.9	91.4	101.9	7.8	89.7	-3.3	
1992 12	71.5	82.2	-8.3	87.0	-4.5	79.4	87.0	11.3	91.3	-1.9	
1993 1	61.9	71.0	-33.4	87.2	-4.6	75.9	86.0	-17.9	88.2	-4.8	
1993 2	71.5	82.5	-23.2	86.7	-4.3	83.2	95.3	-8.9	87.3	-5.1	
1993 3	77.2	89.6	-23.4	86.2	-4.0	93.3	107.1	-10.7	87.1	-4.7	
1993 4	75.9	87.8	-24.3	86.5	-4.0	85.5	98.3	-13.3	87.0	-4.5	
1993 5	69.9	80.2	-23.5	87.1	-3.2	81.3	92.3	-18.2	88.1	-2.5	
1993 6	78.6	89.4	-18.4	87.9	-2.1	89.4	100.8	-19.7	88.7	-0.8	
1993 7	70.5	80.1	-26.0	88.0	-2.5	79.8	88.7	-16.8	90.0	-1.7	
1993 8	50.9	57.3	-13.1	88.8	-0.8	64.7	71.3	-5.7	90.8	0.3	
1993 9	81.5	92.3	-15.2	88.3	-0.1	91.3	101.8	-6.4	89.7	-0.2	
1993 10	77.6	87.7	-17.8	88.5	0.6	87.6	98.1	-9.4	89.3	-0.3	
1993 11	75.5	85.9	-12.9	87.9	1.0	92.9	103.3	1.4	89.9	0.2	
1993 12	73.4	82.7	0.6	88.8	2.1	77.8	86.1	-1.0	90.4	-1.0	

	Intra-EU Intra-EU Intra-UE					Extra-EU Extra-EU Extra-UE					
	VAL	VOL	VOL Δ%	UV	UV Δ%	VAL	VOL	VOL Δ%	UV	UV Δ%	
	Monatliche Indizes			Monthly Indices			Indices mensuels				
1990 1	103.6	100.1	7.1	103.5	1.8	117.4	110.8	1.5	106.0	1.5	
1990 2	97.1	95.2	-0.7	102.0	-1.2	100.2	96.3	-4.5	104.1	-1.7	
1990 3	111.9	110.6	3.5	101.2	-2.5	109.4	106.0	-8.5	103.2	-3.5	
1990 4	101.1	100.9	0.4	100.2	-5.0	100.4	98.9	-14.7	101.5	-5.5	
1990 5	110.1	109.2	5.7	100.8	-5.6	100.5	99.8	-6.6	100.7	-7.3	
1990 6	105.8	105.9	-4.9	99.9	-6.4	98.5	99.3	-16.5	99.2	-8.4	
1990 7	96.0	95.5	4.3	100.5	-5.7	100.5	100.7	-3.4	99.8	-9.3	
1990 8	76.3	76.7	7.1	99.5	-7.2	91.5	92.0	-13.3	99.5	-8.9	
1990 9	101.5	103.2	4.3	98.4	-7.7	89.6	92.1	-18.1	97.3	-11.3	
1990 10	112.8	114.3	10.8	98.7	-7.1	98.9	102.1	-15.6	96.9	-11.3	
1990 11	105.4	107.9	8.9	97.7	-6.7	101.2	105.6	-0.4	95.8	-11.5	
1990 12	77.7	79.7	-0.9	97.5	-6.4	91.7	96.3	-7.9	95.2	-11.1	
1991 1	105.0	108.7	8.6	96.6	-6.7	95.5	99.7	-10.0	95.8	-9.6	
1991 2	102.4	107.4	12.8	95.3	-6.6	86.3	90.6	-5.9	95.3	-8.5	
1991 3	106.3	112.3	1.5	94.7	-6.4	95.9	100.7	-5.0	95.2	-7.8	
1991 4	101.7	107.5	6.5	94.6	-5.6	101.0	105.1	6.3	96.1	-5.3	
1991 5	106.1	113.2	3.7	93.7	-7.0	100.8	103.6	3.8	97.3	-3.4	
1991 6	104.3	111.4	5.2	93.6	-6.3	105.3	108.7	9.5	96.9	-2.3	
1991 7	99.4	106.3	11.3	93.5	-7.0	111.5	115.5	14.7	96.5	-3.3	
1991 8	66.4	71.2	-7.2	93.2	-6.3	105.8	109.2	18.7	96.9	-2.6	
1991 9	93.7	101.4	-1.7	92.4	-6.1	94.3	97.8	6.2	96.4	-0.9	
1991 10	105.2	114.6	0.3	91.8	-7.0	110.3	115.4	13.0	95.6	-1.3	
1991 11	91.5	100.7	-6.7	90.9	-7.0	101.4	107.2	1.5	94.6	-1.3	
1991 12	84.0	92.2	15.7	91.1	-6.6	100.2	106.7	10.8	93.9	-1.4	
1992 1	99.3	109.1	0.4	91.0	-5.8	94.0	99.9	0.2	94.1	-1.8	
1992 2	95.4	105.0	-2.2	90.9	-4.6	89.8	95.3	5.2	94.2	-1.2	
1992 3	107.6	118.1	5.2	91.1	-3.8	94.7	99.5	-1.2	95.2	0.0	
1992 4	96.2	106.7	-0.7	90.2	-4.7	95.3	101.8	-3.1	93.6	-2.6	
1992 5	93.6	103.6	-8.5	90.3	-3.6	87.0	93.8	-9.5	92.8	-4.6	
1992 6	98.8	110.9	-0.4	89.1	-4.8	93.2	100.7	-7.4	92.6	-4.4	
1992 7	92.4	102.8	-3.3	89.9	-3.9	93.9	102.8	-11.0	91.3	-5.4	
1992 8	61.9	69.3	-2.7	89.3	-4.2	80.5	86.6	-20.7	93.0	-4.0	
1992 9	95.8	107.8	6.3	88.9	-3.8	85.9	96.6	-1.2	88.9	-7.8	
1992 10	93.5	105.7	-7.8	88.5	-3.6	96.4	105.9	-8.2	91.0	-4.8	
1992 11	84.7	97.4	-3.3	87.0	-4.3	95.1	103.9	-3.1	91.5	-3.3	
1992 12	68.9	79.1	-14.2	87.1	-4.4	105.4	115.2	8.0	91.5	-2.6	
1993 1	73.5	85.4	-21.7	86.1	-5.4	70.7	76.8	-23.1	92.1	-2.1	
1993 2	76.7	89.7	-14.6	85.5	-5.9	89.6	97.0	1.8	92.4	-1.9	
1993 3	88.2	103.2	-12.6	85.5	-6.1	113.0	122.3	22.9	92.4	-2.9	
1993 4	77.2	88.7	-16.9	87.0	-3.5	103.8	113.1	11.1	91.8	-1.9	
1993 5	76.5	87.2	-15.8	87.7	-2.9	107.9	117.5	25.3	91.8	-1.1	
1993 6	84.8	97.6	-12.0	86.9	-2.5	118.7	126.5	25.6	93.8	1.3	
1993 7	74.6	84.4	-17.9	88.4	-1.7	115.8	124.8	21.4	92.8	1.6	
1993 8	55.3	62.5	-9.8	88.5	-0.9	96.4	101.2	16.9	95.3	2.5	
1993 9	81.2	92.2	-14.5	88.1	-0.9	119.0	123.2	27.5	96.6	8.7	
1993 10	83.0	94.0	-11.1	88.3	-0.2	117.6	123.5	16.6	95.2	4.6	
1993 11	81.7	92.8	-4.7	88.0	1.1	120.1	127.1	22.3	94.5	3.3	
1993 12	70.9	79.9	1.0	88.7	1.8	133.0	141.0	22.4	94.3	3.1	

	Intra-EU Intra-EU Intra-UE					Extra-EU Extra-EU Extra-UE									
	VAL	VOL	VOL Δ%	UV	UV Δ%	VAL	VOL	VOL Δ%	UV	UV Δ%					
	Jährliche Indizes					Annual Indices					Indices annuels				
1989	109.8	95.1	:	115.5	:	107.8	86.0	:	125.4	:					
1990	100.0	100.0	5.2	100.0	-13.4	100.0	100.0	16.3	100.0	-20.3					
1991	94.6	103.0	3.0	91.8	-8.2	93.4	103.6	3.6	90.2	-9.8					
1992	93.2	108.2	5.0	86.1	-6.2	85.5	103.4	-0.2	82.7	-8.3					
1993	72.8	88.3	-18.4	82.5	-4.2	75.3	94.3	-8.8	79.9	-3.4					
	Vierteljährliche Indizes					Quarterly Indices					Indices trimestriels				
1989 1	112.5	96.0	:	117.2	:	112.4	86.7	:	129.6	:					
1989 2	118.2	100.1	:	118.1	:	119.6	91.9	:	130.1	:					
1989 3	100.0	87.1	:	114.8	:	100.0	81.2	:	123.1	:					
1989 4	109.4	97.9	:	111.7	:	100.3	84.7	:	118.4	:					
1990 1	103.8	101.6	5.8	102.2	-12.8	98.6	97.2	12.1	101.4	-21.8					
1990 2	104.5	103.4	3.3	101.1	-14.4	104.1	102.0	11.0	102.1	-21.5					
1990 3	92.3	92.2	5.9	100.1	-12.8	94.1	93.4	15.0	100.7	-18.2					
1990 4	99.3	102.8	5.0	96.6	-13.5	103.1	107.3	26.7	96.1	-18.8					
1991 1	98.5	106.3	4.6	92.7	-9.3	101.3	113.2	16.5	89.5	-11.7					
1991 2	99.8	107.1	3.6	93.2	-7.8	99.7	106.3	4.2	93.8	-8.1					
1991 3	86.9	94.3	2.3	92.2	-7.9	87.6	97.7	4.6	89.7	-10.9					
1991 4	91.1	102.2	-0.6	89.1	-7.8	86.0	97.8	-8.9	87.9	-8.5					
1992 1	95.6	111.2	4.6	86.0	-7.2	88.2	106.0	-6.4	83.2	-7.0					
1992 2	100.1	115.3	7.7	86.8	-6.9	91.8	109.0	2.5	84.2	-10.2					
1992 3	89.2	103.2	9.4	86.4	-6.3	80.3	98.0	0.3	81.9	-8.7					
1992 4	90.2	105.7	3.4	85.3	-4.3	81.7	100.6	2.9	81.2	-7.6					
1993 1	73.6	87.0	-21.8	84.6	-1.6	77.1	92.6	-12.6	83.3	0.1					
1993 2	72.8	88.4	-23.3	82.4	-5.1	79.3	98.8	-9.4	80.3	-4.6					
1993 3	66.3	80.1	-22.4	82.8	-4.2	70.5	88.4	-9.8	79.8	-2.6					
1993 4	71.6	89.0	-15.8	80.4	-5.7	74.4	97.4	-3.2	76.4	-5.9					
	Monatliche Indizes					Monthly Indices					Indices mensuels				
1989 1	107.2	92.8	:	115.5	:	103.5	80.6	:	128.4	:					
1989 2	109.5	93.3	:	117.4	:	110.4	85.3	:	129.4	:					
1989 3	121.1	102.1	:	118.6	:	123.3	94.3	:	130.8	:					
1989 4	114.1	95.5	:	119.5	:	114.9	87.4	:	131.5	:					
1989 5	118.2	100.2	:	118.0	:	118.7	91.1	:	130.3	:					
1989 6	122.3	104.6	:	116.9	:	124.9	97.2	:	128.5	:					
1989 7	104.6	91.1	:	114.8	:	105.6	85.4	:	123.6	:					
1989 8	86.2	75.4	:	114.3	:	90.2	74.7	:	120.7	:					
1989 9	109.3	94.9	:	115.2	:	104.2	83.6	:	124.7	:					
1989 10	124.4	108.7	:	114.4	:	107.9	88.0	:	122.6	:					
1989 11	114.4	103.0	:	111.1	:	105.7	88.9	:	118.9	:					
1989 12	89.3	81.9	:	109.0	:	86.9	77.0	:	112.8	:					

	Intra-EU Intra-EU Intra-UE					Extra-EU Extra-EU Extra-UE									
	VAL	VOL	VOL Δ%	UV	UV Δ%	VAL	VOL	VOL Δ%	UV	UV Δ%					
	Jährliche Indizes					Annual Indices					Indices annuels				
1989	111.3	97.6	:	114.0	:	109.0	93.6	:	116.4	:					
1990	100.0	100.0	2.5	100.0	-12.3	100.0	100.0	6.8	100.0	-14.1					
1991	91.0	100.2	0.2	90.8	-9.2	94.5	103.2	3.2	91.6	-8.4					
1992	89.2	104.2	4.0	85.6	-5.7	87.9	102.3	-0.9	85.9	-6.2					
1993	81.6	99.3	-4.7	82.2	-4.0	99.3	117.2	14.6	84.7	-1.4					
	Vierteljährliche Indizes					Quarterly Indices					Indices trimestriels				
1989 1	108.2	94.4	:	114.6	:	107.4	92.7	:	115.9	:					
1989 2	115.3	98.7	:	116.8	:	118.4	99.1	:	119.5	:					
1989 3	110.5	97.4	:	113.5	:	103.6	89.2	:	116.1	:					
1989 4	110.7	99.4	:	111.4	:	108.3	95.0	:	114.0	:					
1990 1	108.0	105.6	11.9	102.3	-10.7	103.9	101.8	9.8	102.1	-11.9					
1990 2	104.2	103.5	4.9	100.7	-13.8	100.1	99.2	0.1	100.9	-15.6					
1990 3	90.9	91.3	-6.3	99.6	-12.2	92.4	91.6	2.7	100.9	-13.1					
1990 4	97.1	99.9	0.5	97.2	-12.7	103.4	107.3	12.9	96.4	-15.4					
1991 1	96.0	104.2	-1.3	92.1	-10.0	95.2	105.2	3.3	90.5	-11.4					
1991 2	97.8	106.6	3.0	91.7	-8.9	99.0	105.3	6.1	94.0	-6.8					
1991 3	85.8	94.7	3.7	90.6	-9.0	93.9	101.4	10.7	92.6	-8.2					
1991 4	88.1	99.4	-0.5	88.6	-8.8	94.1	105.3	-1.9	89.4	-7.3					
1992 1	91.8	107.2	2.9	85.6	-7.1	86.9	99.7	-5.2	87.2	-3.6					
1992 2	93.3	108.4	1.7	86.1	-6.1	85.5	98.3	-6.6	87.0	-7.4					
1992 3	84.6	98.1	3.6	86.2	-4.9	84.5	99.1	-2.3	85.3	-7.9					
1992 4	85.0	100.5	1.1	84.6	-4.5	98.1	116.1	10.3	84.5	-5.5					
1993 1	86.2	102.7	-4.2	83.9	-2.0	89.5	103.5	3.8	86.5	-0.8					
1993 2	86.9	105.9	-2.3	82.1	-4.6	97.1	115.7	17.7	83.9	-3.6					
1993 3	75.7	92.0	-6.2	82.3	-4.5	98.5	117.0	18.1	84.2	-1.3					
1993 4	72.4	90.3	-10.1	80.2	-5.2	107.9	127.8	10.1	84.4	-0.1					
	Monatliche Indizes					Monthly Indices					Indices mensuels				
1989 1	101.9	90.3	:	112.8	:	101.3	89.4	:	113.3	:					
1989 2	107.0	93.0	:	115.1	:	106.7	92.5	:	115.4	:					
1989 3	115.7	99.9	:	115.8	:	114.3	96.3	:	118.7	:					
1989 4	113.8	96.4	:	118.0	:	112.6	93.5	:	120.4	:					
1989 5	108.1	92.3	:	117.1	:	116.5	98.3	:	118.5	:					
1989 6	124.2	107.5	:	115.5	:	126.1	105.4	:	119.6	:					
1989 7	109.3	97.0	:	112.7	:	103.7	89.2	:	116.3	:					
1989 8	92.1	81.8	:	112.6	:	98.6	87.3	:	112.9	:					
1989 9	130.2	113.5	:	114.7	:	108.1	91.0	:	118.8	:					
1989 10	121.9	107.0	:	113.9	:	114.8	95.9	:	119.7	:					
1989 11	117.0	105.3	:	111.1	:	107.6	95.4	:	112.8	:					
1989 12	93.3	85.9	:	108.6	:	102.6	93.8	:	109.4	:					

	Intra-EU Intra-EU Intra-UE					Extra-EU Extra-EU Extra-UE									
	VAL	VOL	VOL Δ%	UV	UV Δ%	VAL	VOL	VOL Δ%	UV	UV Δ%					
	Monatliche Indizes					Monthly Indices					Indices mensuels				
1990 1	103.0	98.5	6.1	104.6	-9.4	98.3	93.7	16.3	104.9	-18.3					
1990 2	96.6	95.3	2.1	101.4	-13.6	89.4	90.4	6.0	98.9	-23.6					
1990 3	111.9	110.9	8.6	100.9	-14.9	107.9	107.4	13.9	100.5	-23.2					
1990 4	103.1	101.5	6.3	101.6	-15.0	100.0	96.4	10.3	103.7	-21.1					
1990 5	105.9	104.9	4.7	101.0	-14.4	102.8	100.7	10.5	102.1	-21.6					
1990 6	104.6	103.9	-0.7	100.7	-13.9	109.8	108.9	12.0	100.8	-21.6					
1990 7	103.4	103.2	13.3	100.2	-12.7	106.1	106.2	24.4	99.9	-19.2					
1990 8	75.6	75.8	0.5	99.8	-12.7	84.0	84.1	12.6	99.9	-17.2					
1990 9	97.8	97.5	2.7	100.3	-12.9	91.7	89.7	7.3	102.2	-18.0					
1990 10	108.7	109.8	1.0	99.0	-13.5	116.0	116.3	32.2	99.7	-18.7					
1990 11	105.2	109.2	6.0	96.3	-13.3	113.3	118.4	33.2	95.7	-19.5					
1990 12	83.9	89.4	9.2	93.9	-13.9	80.1	87.1	13.1	92.0	-18.4					
1991 1	100.6	106.9	8.5	94.1	-10.0	114.1	126.2	34.7	90.4	-13.8					
1991 2	94.4	102.9	8.0	91.7	-9.6	83.0	93.8	3.8	88.5	-10.5					
1991 3	100.7	109.2	-1.5	92.2	-8.6	107.0	119.6	11.4	89.5	-10.9					
1991 4	101.2	108.7	7.1	93.1	-8.4	102.2	109.5	13.6	93.3	-10.0					
1991 5	100.1	107.1	2.1	93.5	-7.4	103.3	109.8	9.0	94.1	-7.8					
1991 6	98.3	105.6	1.6	93.1	-7.5	93.5	99.6	-8.5	93.9	-6.8					
1991 7	103.5	111.0	7.6	93.2	-7.0	98.1	102.3	-3.7	95.9	-4.0					
1991 8	67.1	72.8	-4.0	92.2	-7.6	71.4	80.6	-4.2	88.6	-11.3					
1991 9	90.4	99.2	1.7	91.1	-9.2	93.3	110.0	22.6	84.8	-17.0					
1991 10	100.8	112.3	2.3	89.8	-9.3	94.3	107.4	-7.7	87.8	-11.9					
1991 11	92.3	103.5	-5.2	89.2	-7.4	87.5	99.5	-16.0	87.9	-8.2					
1991 12	80.1	90.9	1.7	88.1	-6.2	76.3	86.4	-0.8	88.3	-4.0					
1992 1	88.9	102.9	-3.7	86.4	-8.2	86.0	105.1	-16.7	81.8	-9.5					
1992 2	93.3	109.2	6.1	85.4	-6.9	82.7	100.5	7.1	82.3	-7.0					
1992 3	104.6	121.5	11.3	86.1	-6.6	96.0	112.5	-5.9	85.3	-4.7					
1992 4	105.1	120.7	11.0	87.1	-6.4	91.3	108.0	-1.4	84.5	-9.4					
1992 5	95.5	110.2	2.9	86.7	-7.3	90.3	106.9	-2.6	84.5	-10.2					
1992 6	99.8	115.1	9.0	86.7	-6.9	93.8	112.1	12.6	83.7	-10.9					
1992 7	105.5	122.2	10.1	86.3	-7.4	87.9	107.1	4.7	82.1	-14.4					
1992 8	64.3	73.8	1.4	87.1	-5.5	63.3	76.5	-5.1	82.7	-6.7					
1992 9	97.7	113.6	14.5	86.0	-5.6	89.7	110.5	0.5	81.2	-4.2					
1992 10	99.5	115.7	3.0	86.0	-4.2	84.9	105.1	-2.1	80.8	-8.0					
1992 11	93.1	110.2	6.5	84.5	-5.3	80.2	98.9	-0.6	81.1	-7.7					
1992 12	77.8	91.2	0.3	85.3	-3.2	80.1	97.8	13.2	81.9	-7.2					
1993 1	61.6	72.5	-29.5	85.0	-1.6	66.9	81.4	-22.5	82.2	0.5					
1993 2	77.5	92.2	-15.6	84.1	-1.5	77.0	92.5	-8.0	83.2	1.1					
1993 3	81.6	96.2	-20.8	84.8	-1.5	87.6	103.9	-7.6	84.3	-1.2					
1993 4	74.5	88.4	-26.8	84.3	-3.2	75.0	90.8	-15.9	82.6	-2.2					
1993 5	70.2	86.3	-21.7	81.4	-6.1	77.9	96.9	-9.4	80.4	-4.9					
1993 6	73.8	90.5	-21.4	81.5	-6.0	85.2	108.8	-2.9	78.3	-6.5					
1993 7	69.6	84.6	-30.8	82.3	-4.6	73.9	92.3	-13.8	80.1	-2.4					
1993 8	52.5	63.5	-14.0	82.6	-5.2	63.4	79.0	3.3	80.2	-3.0					
1993 9	76.8	92.2	-18.8	83.3	-3.1	74.3	93.7	-15.2	79.3	-2.3					
1993 10	71.3	88.9	-23.2	80.2	-6.7	73.7	96.6	-8.1	76.3	-5.6					
1993 11	70.8	88.2	-20.0	80.3	-5.0	80.3	103.8	5.0	77.4	-4.6					
1993 12	72.5	89.8	-1.5	80.7	-5.4	69.1	91.7	-6.2	75.4	-7.9					

	Intra-EU Intra-EU Intra-UE					Extra-EU Extra-EU Extra-UE				
	VAL	VOL	VOL Δ%	UV	UV Δ%	VAL	VOL	VOL Δ%	UV	UV Δ%
	Monatliche Indizes			Monthly Indices			Indices mensuels			
1990 1	106.9	102.3	13.3	104.5	-7.4	101.0	95.0	6.3	106.3	-6.2
1990 2	101.9	100.5	8.1	101.4	-11.9	98.8	98.2	6.2	100.6	-12.8
1990 3	115.3	114.0	14.1	101.1	-12.7	112.3	112.3	16.6	100.0	-15.8
1990 4	100.7	99.5	3.2	101.2	-14.2	94.5	92.6	-1.0	102.0	-15.3
1990 5	110.5	109.5	18.6	100.9	-13.8	107.8	109.4	11.3	98.5	-16.9
1990 6	101.6	101.6	-5.5	100.0	-13.4	98.0	95.6	-9.3	102.5	-14.3
1990 7	99.0	99.4	2.5	99.6	-11.6	94.3	94.5	5.9	99.8	-14.2
1990 8	78.1	78.6	-3.9	99.4	-11.7	93.4	93.1	6.6	100.3	-11.2
1990 9	95.7	95.9	-15.5	99.8	-13.0	89.6	87.2	-4.2	102.8	-13.5
1990 10	112.5	114.1	6.6	98.6	-13.4	111.6	112.7	17.5	99.0	-17.3
1990 11	99.3	100.6	-4.5	98.7	-11.2	104.1	108.8	14.0	95.7	-15.2
1990 12	79.5	84.9	-1.2	93.6	-13.8	94.6	100.3	6.9	94.3	-13.8
1991 1	96.7	104.0	1.7	93.0	-11.0	99.0	108.8	14.5	91.0	-14.4
1991 2	94.0	102.8	2.3	91.4	-9.9	89.3	98.5	0.3	90.7	-9.8
1991 3	97.1	105.8	-7.2	91.8	-9.2	97.3	108.3	-3.6	89.8	-10.2
1991 4	104.0	113.8	14.4	91.4	-9.7	98.5	106.3	14.8	92.7	-9.1
1991 5	94.6	102.0	-6.8	92.7	-8.1	101.5	103.9	-5.0	97.7	-0.8
1991 6	94.8	104.1	2.5	91.1	-8.9	96.7	105.6	10.5	91.6	-10.6
1991 7	99.0	108.3	9.0	91.4	-8.2	108.6	117.3	24.1	92.6	-7.2
1991 8	68.2	74.4	-5.3	91.6	-7.8	88.1	92.7	-0.4	95.0	-5.3
1991 9	90.3	101.5	5.8	89.0	-10.8	85.0	94.2	8.0	90.2	-12.3
1991 10	99.8	111.3	-2.5	89.7	-9.0	100.1	106.8	-5.2	93.7	-5.4
1991 11	88.2	100.3	-0.3	87.9	-10.9	95.5	110.2	1.3	86.7	-9.4
1991 12	76.3	86.8	2.2	87.9	-6.1	86.9	99.0	-1.3	87.8	-6.9
1992 1	87.4	100.9	-3.0	86.6	-6.9	83.4	95.4	-12.3	87.4	-4.0
1992 2	89.8	106.2	3.3	84.6	-7.4	85.5	99.5	1.0	85.9	-5.3
1992 3	98.2	114.6	8.3	85.7	-6.6	92.0	104.2	-3.8	88.3	-1.7
1992 4	95.2	111.2	-2.3	85.6	-6.3	90.0	103.6	-2.5	86.9	-6.3
1992 5	88.8	103.4	1.4	85.9	-7.3	78.2	91.4	-12.0	85.6	-12.4
1992 6	95.8	110.5	6.1	86.7	-4.8	88.1	99.8	-5.5	88.3	-3.6
1992 7	99.6	114.9	6.1	86.7	-5.1	90.2	105.5	-10.1	85.5	-7.7
1992 8	62.6	72.6	-2.4	86.2	-5.9	74.8	89.7	-3.2	83.4	-12.2
1992 9	91.6	106.8	5.2	85.8	-3.6	88.7	102.1	8.4	86.9	-3.7
1992 10	99.6	116.8	4.9	85.3	-4.9	106.8	127.9	19.8	83.5	-10.9
1992 11	85.0	100.8	0.5	84.3	-4.1	93.4	108.7	-1.4	85.9	-0.9
1992 12	70.5	83.9	-3.3	84.0	-4.4	94.4	111.8	12.9	84.4	-3.9
1993 1	72.4	86.5	-14.3	83.7	-3.3	78.2	92.2	-3.4	84.8	-3.0
1993 2	90.3	108.0	1.7	83.6	-1.2	90.9	105.3	5.8	86.3	0.5
1993 3	95.6	113.5	-1.0	84.2	-1.8	99.5	112.9	8.3	88.1	-0.2
1993 4	86.6	105.0	-5.6	82.5	-3.6	98.0	118.7	14.6	82.6	-4.9
1993 5	83.8	101.7	-1.6	82.4	-4.1	92.9	108.6	18.8	85.5	-0.1
1993 6	90.2	111.0	0.5	81.3	-6.2	99.9	119.7	19.9	83.5	-5.4
1993 7	79.5	97.9	-14.8	81.2	-6.3	100.7	120.6	14.3	83.5	-2.3
1993 8	65.7	78.4	8.0	83.8	-2.8	94.4	111.5	24.3	84.7	1.6
1993 9	82.0	99.7	-6.6	82.2	-4.2	100.4	118.9	16.5	84.4	-2.9
1993 10	75.3	93.6	-19.9	80.5	-5.6	112.7	138.3	8.1	81.5	-2.4
1993 11	73.0	92.0	-8.7	79.3	-5.9	100.6	116.3	7.0	86.5	0.7
1993 12	68.9	85.3	1.7	80.8	-3.8	110.0	128.6	15.0	85.5	1.3

SITC 69: METALLWAREN,
A.N.G.SITC 69: MANUFACTURES
OF METAL, N.E.S.CTCI 69: ARTICLES
MANUFACTURES EN METAL,
N.D.A.

	Intra-EU Intra-EU Intra-UE					Extra-EU Extra-EU Extra-UE									
	VAL	VOL	VOL Δ%	UV	UV Δ%	VAL	VOL	VOL Δ%	UV	UV Δ%					
	Jährliche Indizes					Annual Indices					Indices annuels				
1989	89.7	93.0	:	96.4	:	95.8	95.7	:	100.1	:					
1990	100.0	100.0	7.5	100.0	3.7	100.0	100.0	4.5	100.0	-0.1					
1991	105.8	102.8	2.8	102.9	2.9	112.9	108.7	8.7	103.9	3.9					
1992	108.4	102.3	-0.5	106.0	3.0	118.0	110.9	2.0	106.4	2.4					
1993	81.9	75.8	-25.9	108.0	1.9	121.3	108.2	-2.4	112.1	5.4					
	Vierteljährliche Indizes					Quarterly Indices					Indices trimestriels				
1989 1	85.4	90.3	:	94.6	:	88.9	91.7	:	97.0	:					
1989 2	94.9	98.2	:	96.6	:	99.8	100.6	:	99.2	:					
1989 3	82.8	85.5	:	96.8	:	94.4	92.5	:	102.1	:					
1989 4	96.5	99.0	:	97.5	:	100.3	98.4	:	101.9	:					
1990 1	96.7	96.9	7.3	99.8	5.5	98.6	97.6	6.4	101.0	4.1					
1990 2	104.4	104.7	6.6	99.7	3.2	103.1	103.3	2.7	99.8	0.6					
1990 3	94.8	94.3	10.3	100.5	3.8	96.6	96.9	4.8	99.7	-2.4					
1990 4	104.8	104.7	5.8	100.1	2.7	101.9	102.4	4.1	99.5	-2.4					
1991 1	102.3	100.0	3.2	102.3	2.5	106.2	105.8	8.4	100.4	-0.6					
1991 2	109.1	106.9	2.1	102.1	2.4	114.7	110.7	7.2	103.6	3.8					
1991 3	101.0	98.0	3.9	103.1	2.6	113.2	106.6	10.0	106.2	6.5					
1991 4	109.0	104.8	0.1	104.0	3.9	116.7	110.9	8.3	105.2	5.7					
1992 1	110.7	105.1	5.1	105.3	2.9	117.1	109.5	3.5	106.9	6.5					
1992 2	113.1	106.7	-0.2	106.0	3.8	123.3	115.8	4.6	106.5	2.8					
1992 3	103.5	97.3	-0.7	106.4	3.2	113.6	108.2	1.5	105.0	-1.1					
1992 4	108.7	102.2	-2.5	106.4	2.3	120.5	112.5	1.4	107.1	1.8					
1993 1	93.6	87.2	-17.0	107.3	1.9	115.1	102.9	-6.0	111.9	4.7					
1993 2	89.7	82.6	-22.6	108.6	2.5	124.0	111.8	-3.5	110.9	4.1					
1993 3	74.6	68.8	-29.3	108.5	2.0	118.9	105.8	-2.2	112.4	7.0					
1993 4	84.0	78.0	-23.7	107.7	1.2	127.4	112.5	0.0	113.2	5.7					
	Monatliche Indizes					Monthly Indices					Indices mensuels				
1989 1	79.6	85.0	:	93.7	:	85.5	89.4	:	95.6	:					
1989 2	82.8	87.3	:	94.8	:	85.2	87.2	:	97.7	:					
1989 3	93.9	98.7	:	95.1	:	96.1	98.5	:	97.6	:					
1989 4	91.2	94.1	:	96.9	:	97.6	99.3	:	98.3	:					
1989 5	91.5	94.7	:	96.6	:	95.5	96.8	:	98.7	:					
1989 6	102.1	105.8	:	96.5	:	106.2	105.7	:	100.5	:					
1989 7	91.8	93.7	:	98.0	:	94.0	91.8	:	102.4	:					
1989 8	69.4	71.9	:	96.5	:	89.4	88.3	:	101.3	:					
1989 9	87.0	90.8	:	95.8	:	100.0	97.5	:	102.6	:					
1989 10	103.2	106.6	:	96.8	:	109.5	106.8	:	102.5	:					
1989 11	100.1	102.6	:	97.6	:	104.8	103.3	:	101.5	:					
1989 12	86.1	87.8	:	98.1	:	86.6	85.1	:	101.8	:					

	Intra-EU Intra-EU Intra-UE					Extra-EU Extra-EU Extra-UE									
	VAL	VOL	VOL Δ%	UV	UV Δ%	VAL	VOL	VOL Δ%	UV	UV Δ%					
	Jährliche Indizes					Annual Indices					Indices annuels				
1989	90.4	92.5	:	97.7	:	98.8	99.2	:	99.6	:					
1990	100.0	100.0	8.1	100.0	2.4	100.0	100.0	0.8	100.0	0.4					
1991	106.5	104.0	4.0	102.4	2.4	102.5	99.2	-0.8	103.3	3.3					
1992	109.9	104.7	0.7	105.0	2.5	101.6	95.5	-3.7	106.4	3.0					
1993	93.4	83.5	-20.2	111.8	6.5	108.3	98.7	3.4	109.7	3.1					
	Vierteljährliche Indizes					Quarterly Indices					Indices trimestriels				
1989 1	85.7	89.2	:	96.1	:	91.4	93.5	:	97.8	:					
1989 2	95.8	98.9	:	96.9	:	107.2	108.5	:	98.8	:					
1989 3	84.0	85.5	:	98.3	:	97.6	96.4	:	101.2	:					
1989 4	95.5	96.1	:	99.4	:	108.7	107.9	:	100.7	:					
1990 1	96.9	97.1	8.9	99.8	3.9	98.8	99.1	6.0	99.7	1.9					
1990 2	104.2	104.5	5.7	99.7	2.9	105.6	105.7	-2.6	99.9	1.1					
1990 3	94.4	94.5	10.5	99.9	1.6	92.9	92.4	-4.1	100.5	-0.7					
1990 4	104.5	103.9	8.1	100.6	1.2	102.3	102.4	-5.1	99.9	-0.8					
1991 1	104.2	102.5	5.6	101.7	1.9	96.3	94.8	-4.3	101.6	1.9					
1991 2	112.3	110.3	5.6	101.8	2.1	101.6	98.3	-7.0	103.4	3.5					
1991 3	100.6	98.3	4.0	102.3	2.4	102.4	98.1	6.2	104.4	3.9					
1991 4	108.6	104.8	0.9	103.6	3.0	108.7	104.8	2.3	103.7	3.8					
1992 1	110.6	105.9	3.3	104.4	2.7	98.7	92.9	-2.0	106.2	4.5					
1992 2	115.3	110.0	-0.3	104.8	2.9	104.3	97.1	-1.2	107.4	3.9					
1992 3	106.2	101.0	2.7	105.1	2.7	102.4	97.1	-1.0	105.5	1.1					
1992 4	109.4	103.3	-1.4	105.9	2.2	110.0	103.2	-1.5	106.6	2.8					
1993 1	96.3	86.9	-17.9	110.8	6.1	101.9	93.5	0.6	109.0	2.6					
1993 2	99.0	88.2	-19.8	112.3	7.2	109.4	100.0	3.0	109.4	1.9					
1993 3	85.4	76.2	-24.6	112.1	6.7	104.5	94.7	-2.5	110.4	4.6					
1993 4	93.5	83.3	-19.4	112.2	5.9	118.0	107.4	4.1	109.9	3.1					
	Monatliche Indizes					Monthly Indices					Indices mensuels				
1989 1	78.7	82.3	:	95.6	:	84.9	86.9	:	97.7	:					
1989 2	82.6	85.7	:	96.4	:	87.8	90.1	:	97.4	:					
1989 3	95.9	99.6	:	96.3	:	101.7	103.5	:	98.3	:					
1989 4	90.7	94.2	:	96.3	:	104.0	105.0	:	99.0	:					
1989 5	91.3	93.7	:	97.4	:	103.1	105.6	:	97.6	:					
1989 6	105.3	108.8	:	96.8	:	114.3	114.8	:	99.6	:					
1989 7	94.3	95.4	:	98.8	:	106.5	105.3	:	101.1	:					
1989 8	65.4	66.6	:	98.2	:	89.8	88.8	:	101.1	:					
1989 9	92.5	94.6	:	97.8	:	96.5	95.1	:	101.5	:					
1989 10	103.9	104.8	:	99.1	:	113.2	112.1	:	101.0	:					
1989 11	98.4	99.6	:	98.8	:	107.5	106.9	:	100.6	:					
1989 12	84.2	83.9	:	100.3	:	105.1	104.7	:	100.4	:					

	Intra-EU Intra-EU Intra-UE					Extra-EU Extra-EU Extra-UE									
	VAL	VOL	VOL Δ%	UV	UV Δ%	VAL	VOL	VOL Δ%	UV	UV Δ%					
	Monatliche Indizes					Monthly Indices					Indices mensuels				
1990 1	88.7	89.6	5.4	99.0	5.7	98.8	98.6	10.3	100.2	4.8					
1990 2	93.8	93.7	7.3	100.1	5.6	92.2	91.3	4.7	101.0	3.4					
1990 3	107.6	107.4	8.8	100.2	5.4	104.9	103.0	4.6	101.8	4.3					
1990 4	100.5	100.9	7.2	99.6	2.8	99.6	100.0	0.7	99.6	1.3					
1990 5	106.9	107.3	13.3	99.6	3.1	107.0	107.0	10.5	100.0	1.3					
1990 6	106.0	106.0	0.2	100.0	3.6	102.6	102.8	-2.7	99.8	-0.7					
1990 7	106.7	105.6	12.7	101.0	3.1	100.4	98.4	7.2	102.0	-0.4					
1990 8	80.1	79.7	10.8	100.5	4.1	91.0	92.8	5.1	98.1	-3.2					
1990 9	97.3	97.6	7.5	99.7	4.1	98.5	99.6	2.2	98.9	-3.6					
1990 10	114.6	114.8	7.7	99.8	3.1	110.6	110.8	3.7	99.8	-2.6					
1990 11	109.1	109.9	7.1	99.3	1.7	109.9	110.9	7.4	99.1	-2.4					
1990 12	90.7	89.4	1.8	101.4	3.4	85.2	85.6	0.6	99.5	-2.3					
1991 1	99.6	97.6	8.9	102.1	3.1	110.3	109.9	11.5	100.4	0.2					
1991 2	99.8	97.1	3.6	102.8	2.7	102.0	102.8	12.6	99.2	-1.8					
1991 3	107.6	105.3	-2.0	102.2	2.0	106.5	104.7	1.7	101.7	-0.1					
1991 4	109.2	107.3	6.3	101.8	2.2	116.2	112.5	12.5	103.3	3.7					
1991 5	108.4	106.1	-1.1	102.2	2.6	115.9	112.0	4.7	103.5	3.5					
1991 6	109.8	107.2	1.1	102.4	2.4	112.1	107.7	4.8	104.1	4.3					
1991 7	118.6	114.9	8.8	103.2	2.2	119.8	112.9	14.7	106.1	4.0					
1991 8	79.6	76.5	-4.0	104.0	3.5	98.6	93.0	0.2	106.0	8.1					
1991 9	104.8	102.4	4.9	102.3	2.6	121.4	114.0	14.5	106.5	7.7					
1991 10	120.9	117.0	1.9	103.3	3.5	129.8	123.3	11.3	105.3	5.5					
1991 11	108.5	104.8	-4.6	103.5	4.2	117.6	111.9	0.9	105.1	6.1					
1991 12	97.6	92.5	3.5	105.5	4.0	102.6	97.5	13.9	105.2	5.7					
1992 1	100.6	95.6	-2.0	105.2	3.0	112.7	106.6	-3.0	105.7	5.3					
1992 2	109.3	103.8	6.9	105.3	2.4	113.2	105.3	2.4	107.5	8.4					
1992 3	122.3	115.9	10.1	105.5	3.2	125.5	116.7	11.5	107.5	5.7					
1992 4	117.9	111.3	3.7	105.9	4.0	125.4	117.3	4.3	106.9	3.5					
1992 5	107.7	101.8	-4.1	105.8	3.5	124.7	117.5	4.9	106.1	2.5					
1992 6	113.6	107.0	-0.2	106.2	3.7	119.7	112.5	4.5	106.4	2.2					
1992 7	122.1	114.5	-0.3	106.6	3.3	124.4	117.5	4.1	105.9	-0.2					
1992 8	79.6	74.7	-2.4	106.6	2.5	95.3	91.5	-1.6	104.2	-1.7					
1992 9	108.6	102.6	0.2	105.8	3.4	121.0	115.5	1.3	104.8	-1.6					
1992 10	118.7	112.7	-3.7	105.3	1.9	126.5	118.8	-3.6	106.5	1.1					
1992 11	107.4	101.2	-3.4	106.1	2.5	121.7	113.2	1.2	107.5	2.3					
1992 12	100.2	92.7	0.2	108.1	2.5	113.2	105.5	8.2	107.3	2.0					
1993 1	86.3	81.0	-15.3	106.6	1.3	104.2	95.1	-10.8	109.6	3.7					
1993 2	93.6	87.2	-16.0	107.3	1.9	115.2	101.9	-3.2	113.1	5.2					
1993 3	100.7	93.4	-19.4	107.8	2.2	125.7	111.6	-4.4	112.6	4.7					
1993 4	91.1	83.8	-24.7	108.7	2.6	126.9	113.5	-3.2	111.8	4.6					
1993 5	87.7	80.8	-20.6	108.6	2.6	117.7	106.0	-9.8	111.0	4.6					
1993 6	90.4	83.3	-22.1	108.5	2.2	127.3	115.8	2.9	109.9	3.3					
1993 7	80.5	74.0	-35.4	108.8	2.1	121.2	107.7	-8.3	112.5	6.2					
1993 8	61.2	56.0	-25.0	109.3	2.5	108.4	96.4	5.4	112.4	7.9					
1993 9	82.2	76.4	-25.5	107.6	1.7	127.1	113.2	-2.0	112.3	7.2					
1993 10	85.9	79.5	-29.5	108.0	2.6	127.7	112.2	-5.6	113.8	6.9					
1993 11	85.8	79.6	-21.3	107.8	1.6	134.4	120.0	6.0	112.0	4.2					
1993 12	80.6	75.0	-19.1	107.4	-0.6	119.9	105.3	-0.2	113.9	6.2					

	Intra-EU Intra-EU Intra-UE					Extra-EU Extra-EU Extra-UE					
	VAL	VOL	VOL Δ%	UV	UV Δ%	VAL	VOL	VOL Δ%	UV	UV Δ%	
	Monatliche Indizes			Monthly Indices			Indices mensuels				
1990 1	91.3	92.2	12.0	99.0	3.6	95.9	97.0	11.6	98.9	1.2	
1990 2	91.1	90.6	5.7	100.5	4.3	94.0	94.6	5.0	99.4	2.1	
1990 3	108.3	108.4	8.8	99.9	3.7	106.3	105.7	2.1	100.6	2.3	
1990 4	99.4	99.9	6.1	99.5	3.3	97.5	97.9	-6.8	99.6	0.6	
1990 5	106.0	106.5	13.7	99.5	2.2	114.9	114.8	8.7	100.1	2.6	
1990 6	107.1	107.1	-1.6	100.0	3.3	104.5	104.4	-9.1	100.1	0.5	
1990 7	107.7	106.7	11.8	100.9	2.1	102.6	101.5	-3.6	101.1	0.0	
1990 8	77.6	77.5	16.4	100.1	1.9	86.8	87.0	-2.0	99.8	-1.3	
1990 9	98.0	99.3	5.0	98.7	0.9	89.0	88.6	-6.8	100.5	-1.0	
1990 10	116.7	116.8	11.5	99.9	0.8	108.6	108.5	-3.2	100.1	-0.9	
1990 11	109.7	109.5	9.9	100.2	1.4	103.8	103.3	-3.4	100.5	-0.1	
1990 12	87.1	85.4	1.8	102.0	1.7	94.5	95.5	-8.8	99.0	-1.4	
1991 1	102.8	101.4	10.0	101.4	2.4	89.2	88.7	-8.6	100.6	1.7	
1991 2	101.2	99.4	9.7	101.8	1.3	89.8	89.0	-5.9	100.9	1.5	
1991 3	109.0	106.9	-1.4	102.0	2.1	109.8	106.6	0.9	103.0	2.4	
1991 4	112.6	110.8	10.9	101.6	2.1	94.8	92.0	-6.0	103.0	3.4	
1991 5	108.1	105.8	-0.7	102.2	2.7	103.2	99.0	-13.8	104.2	4.1	
1991 6	116.2	114.5	6.9	101.5	1.5	107.0	103.8	-0.6	103.1	3.0	
1991 7	117.1	114.5	7.3	102.3	1.4	122.7	115.3	13.6	106.4	5.2	
1991 8	79.9	77.3	-0.3	103.3	3.2	91.0	88.0	1.1	103.4	3.6	
1991 9	104.5	102.9	3.6	101.6	2.9	93.5	91.0	2.7	102.8	2.3	
1991 10	120.5	116.5	-0.3	103.4	3.5	121.1	116.3	7.2	104.1	4.0	
1991 11	108.0	104.8	-4.3	103.1	2.9	102.1	98.6	-4.5	103.6	3.1	
1991 12	97.2	93.1	9.0	104.4	2.4	103.0	99.6	4.3	103.4	4.4	
1992 1	102.5	98.4	-3.0	104.2	2.8	93.1	88.4	-0.3	105.3	4.7	
1992 2	109.5	104.7	5.3	104.6	2.8	94.8	88.9	-0.1	106.6	5.6	
1992 3	119.7	114.5	7.1	104.5	2.5	107.9	101.2	-5.1	106.6	3.5	
1992 4	119.5	113.7	2.6	105.1	3.4	109.8	102.4	11.3	107.2	4.1	
1992 5	106.5	102.2	-3.4	104.2	2.0	96.7	90.2	-8.9	107.2	2.9	
1992 6	119.8	114.2	-0.3	104.9	3.3	106.4	98.7	-4.9	107.8	4.6	
1992 7	127.1	120.7	5.4	105.3	2.9	119.1	111.9	-2.9	106.4	0.0	
1992 8	81.4	76.6	-0.9	106.3	2.9	92.1	87.4	-0.7	105.4	1.9	
1992 9	110.0	105.7	2.7	104.1	2.5	96.4	92.2	1.3	104.6	1.8	
1992 10	122.2	116.6	0.1	104.8	1.4	116.9	110.2	-5.2	106.1	1.9	
1992 11	108.5	102.4	-2.3	106.0	2.8	104.3	98.2	-0.4	106.2	2.5	
1992 12	97.6	91.0	-2.3	107.2	2.7	108.5	101.0	1.4	107.4	3.9	
1993 1	99.2	90.6	-7.9	109.5	5.1	82.2	74.9	-15.3	109.7	4.2	
1993 2	91.1	81.8	-21.9	111.4	6.5	101.4	93.4	5.1	108.6	1.9	
1993 3	98.5	88.3	-22.9	111.6	6.8	122.2	112.3	11.0	108.8	2.1	
1993 4	91.9	81.9	-28.0	112.2	6.8	111.7	100.9	-1.5	110.7	3.3	
1993 5	91.3	80.9	-20.8	112.9	8.3	103.3	95.4	5.8	108.3	1.0	
1993 6	113.8	101.7	-10.9	111.9	6.7	113.0	103.6	5.0	109.1	1.2	
1993 7	93.3	83.4	-30.9	111.9	6.3	114.2	103.8	-7.2	110.0	3.4	
1993 8	64.2	56.4	-26.4	113.9	7.1	92.5	83.4	-4.6	110.9	5.2	
1993 9	98.9	88.9	-15.9	111.2	6.8	107.1	96.9	5.1	110.5	5.6	
1993 10	98.3	87.9	-24.6	111.8	6.7	113.9	102.3	-7.2	111.3	4.9	
1993 11	92.8	82.6	-19.3	112.4	6.0	114.8	104.4	6.3	110.0	3.6	
1993 12	89.1	79.3	-12.9	112.4	4.9	125.3	115.4	14.3	108.6	1.1	

EU Einfuhr
SITC 71: KRAFTMASCHINEN
UND
KRAFTMASCHINENAUSRUES
TUNGEN

EU Imports
SITC 71: POWER
GENERATING MACHINERY
AND EQUIPMENT

Importations UE
CTCI 71: MACHINES
GENERATRICES, MOTEURS
ET LEUR EQUIPEMENT

	Intra-EU Intra-EU Intra-UE					Extra-EU Extra-EU Extra-UE									
	VAL	VOL	VOL Δ%	UV	UV Δ%	VAL	VOL	VOL Δ%	UV	UV Δ%					
	Jährliche Indizes					Annual Indices					Indices annuels				
1989	95.1	98.3	:	96.7	:	96.1	94.2	:	102.0	:					
1990	100.0	100.0	1.7	100.0	3.4	100.0	100.0	6.2	100.0	-2.0					
1991	109.4	104.9	4.9	104.3	4.3	105.7	103.6	3.6	102.0	2.0					
1992	117.9	108.5	3.4	108.7	4.2	110.4	103.8	0.2	106.4	4.3					
1993	96.7	83.6	-22.9	115.7	6.4	117.2	97.4	-6.2	120.3	13.1					
	Vierteljährliche Indizes					Quarterly Indices					Indices trimestriels				
1989 1	90.2	93.9	:	96.1	:	97.6	96.3	:	101.4	:					
1989 2	100.8	103.6	:	97.3	:	100.6	96.2	:	104.6	:					
1989 3	87.2	89.3	:	97.7	:	88.9	87.3	:	101.8	:					
1989 4	102.7	107.3	:	95.7	:	98.0	97.9	:	100.1	:					
1990 1	103.9	104.1	10.9	99.8	3.9	102.2	100.2	4.0	102.0	0.6					
1990 2	102.5	102.5	-1.1	100.0	2.8	104.5	100.9	4.9	103.6	-1.0					
1990 3	91.3	89.6	0.3	101.9	4.3	93.5	96.5	10.5	96.9	-4.8					
1990 4	104.6	106.1	-1.1	98.6	3.0	98.8	101.4	3.6	97.4	-2.7					
1991 1	101.0	98.4	-5.5	102.6	2.8	98.5	101.2	1.0	97.3	-4.6					
1991 2	107.0	103.5	1.0	103.4	3.4	111.3	106.7	5.7	104.3	0.7					
1991 3	96.4	91.4	2.0	105.5	3.5	103.1	99.4	3.0	103.7	7.0					
1991 4	110.9	104.9	-1.1	105.7	7.2	109.5	106.6	5.1	102.7	5.4					
1992 1	127.8	117.5	19.4	108.8	6.0	111.5	106.9	5.6	104.3	7.2					
1992 2	135.2	125.5	21.3	107.7	4.2	110.6	104.2	-2.3	106.1	1.7					
1992 3	113.7	103.9	13.7	109.4	3.7	107.3	106.2	6.8	101.0	-2.6					
1992 4	124.3	113.8	8.5	109.2	3.3	115.3	100.3	-5.9	115.0	12.0					
1993 1	91.4	79.8	-32.1	114.5	5.2	108.2	95.4	-10.8	113.4	8.7					
1993 2	101.2	91.1	-27.4	111.1	3.2	119.0	99.4	-4.6	119.7	12.8					
1993 3	87.5	71.9	-30.8	121.7	11.2	116.4	94.9	-10.6	122.7	21.5					
1993 4	103.3	88.6	-22.1	116.6	6.8	125.1	100.0	-0.3	125.1	8.8					
	Monatliche Indizes					Monthly Indices					Indices mensuels				
1989 1	87.2	90.6	:	96.2	:	90.3	91.3	:	98.9	:					
1989 2	83.6	88.6	:	94.4	:	88.0	89.0	:	98.9	:					
1989 3	99.9	102.5	:	97.5	:	114.7	108.7	:	105.5	:					
1989 4	96.2	98.1	:	98.1	:	100.7	93.8	:	107.4	:					
1989 5	94.4	97.4	:	96.9	:	99.0	95.4	:	103.8	:					
1989 6	111.7	115.2	:	97.0	:	102.2	99.5	:	102.7	:					
1989 7	97.5	100.5	:	97.0	:	90.3	86.8	:	104.0	:					
1989 8	68.0	69.8	:	97.4	:	78.1	78.7	:	99.3	:					
1989 9	96.2	97.6	:	98.6	:	98.3	96.5	:	101.9	:					
1989 10	105.2	109.5	:	96.1	:	101.6	99.8	:	101.8	:					
1989 11	111.5	114.6	:	97.3	:	104.3	102.4	:	101.9	:					
1989 12	91.5	97.9	:	93.5	:	88.1	91.5	:	96.3	:					

EU Ausfuhr
SITC 71: KRAFTMASCHINEN
UND
KRAFTMASCHINENAUSRUES
TUNGEN

EU Exports
SITC 71: POWER
GENERATING MACHINERY
AND EQUIPMENT

Exportations UE
CTCI 71: MACHINES
GENERATRICES, MOTEURS
ET LEUR EQUIPEMENT

	Intra-EU Intra-EU Intra-UE					Extra-EU Extra-EU Extra-UE									
	VAL	VOL	VOL Δ%	UV	UV Δ%	VAL	VOL	VOL Δ%	UV	UV Δ%					
	Jährliche Indizes					Annual Indices					Indices annuels				
1989	96.0	100.2	:	95.8	:	89.0	92.8	:	95.9	:					
1990	100.0	100.0	-0.2	100.0	4.4	100.0	100.0	7.8	100.0	4.3					
1991	106.2	98.2	-1.8	108.1	8.1	105.3	94.8	-5.2	111.1	11.1					
1992	114.0	100.1	1.9	113.9	5.4	108.3	90.0	-5.1	120.3	8.3					
1993	97.9	74.1	-26.0	132.1	16.0	117.2	90.4	0.4	129.7	7.8					
	Vierteljährliche Indizes					Quarterly Indices					Indices trimestriels				
1989 1	96.1	100.7	:	95.4	:	86.8	91.6	:	94.8	:					
1989 2	103.6	108.9	:	95.1	:	89.2	93.6	:	95.3	:					
1989 3	86.3	88.4	:	97.6	:	87.7	87.9	:	99.8	:					
1989 4	97.8	102.6	:	95.3	:	94.9	100.9	:	94.1	:					
1990 1	101.4	102.9	2.2	98.5	3.2	95.8	100.0	9.2	95.8	1.1					
1990 2	98.9	99.2	-8.9	99.7	4.8	103.2	102.4	9.4	100.8	5.8					
1990 3	89.1	87.4	-1.1	102.0	4.5	94.9	92.9	5.7	102.1	2.3					
1990 4	109.9	109.8	7.0	100.1	5.0	106.0	104.6	3.7	101.3	7.7					
1991 1	103.5	97.8	-5.0	105.8	7.4	95.9	91.2	-8.8	105.2	9.8					
1991 2	111.7	104.5	5.3	106.9	7.2	107.9	97.0	-5.3	111.2	10.3					
1991 3	97.5	89.2	2.1	109.3	7.2	105.9	92.1	-0.9	115.0	12.6					
1991 4	111.0	100.5	-8.5	110.4	10.3	107.6	95.2	-9.0	113.0	11.5					
1992 1	118.0	103.6	5.9	113.9	7.7	106.9	88.8	-2.6	120.4	14.4					
1992 2	123.1	108.3	3.6	113.7	6.4	111.8	91.5	-5.7	122.2	9.9					
1992 3	104.7	91.8	2.9	114.0	4.3	104.1	87.0	-5.5	119.6	4.0					
1992 4	113.4	99.3	-1.2	114.2	3.4	118.3	99.3	4.3	119.1	5.4					
1993 1	94.6	71.0	-31.5	133.3	17.0	109.9	82.5	-7.1	133.2	10.6					
1993 2	93.8	72.1	-33.4	130.1	14.4	113.6	88.9	-2.8	127.8	4.6					
1993 3	91.1	67.3	-26.7	135.3	18.7	113.9	89.0	2.3	128.0	7.0					
1993 4	108.5	83.3	-16.1	130.2	14.0	132.0	101.4	2.1	130.2	9.3					
	Monatliche Indizes					Monthly Indices					Indices mensuels				
1989 1	88.8	95.3	:	93.2	:	81.7	85.5	:	95.5	:					
1989 2	97.5	101.0	:	96.5	:	80.8	83.3	:	97.0	:					
1989 3	102.0	105.9	:	96.3	:	98.0	105.9	:	92.5	:					
1989 4	92.5	97.2	:	95.2	:	88.1	91.6	:	96.2	:					
1989 5	103.1	110.6	:	93.2	:	84.4	90.7	:	93.0	:					
1989 6	115.2	118.9	:	96.9	:	95.0	98.4	:	96.5	:					
1989 7	94.6	95.5	:	99.1	:	86.7	87.5	:	99.1	:					
1989 8	67.1	69.7	:	96.2	:	87.2	88.1	:	99.0	:					
1989 9	97.1	99.9	:	97.2	:	89.3	88.1	:	101.4	:					
1989 10	114.1	118.4	:	96.4	:	93.1	96.7	:	96.3	:					
1989 11	89.9	95.7	:	93.9	:	94.4	101.7	:	92.8	:					
1989 12	89.3	93.7	:	95.3	:	97.4	104.2	:	93.5	:					

**SITC 71: KRAFTMASCHINEN
UND
KRAFTMASCHINENAUSRUES
TUNGEN**

**SITC 71: POWER
GENERATING MACHINERY
AND EQUIPMENT**

**CTCI 71: MACHINES
GENERATRICES, MOTEURS
ET LEUR EQUIPEMENT**

	Intra-EU Intra-EU Intra-UE					Extra-EU Extra-EU Extra-UE									
	VAL	VOL	VOL Δ%	UV	UV Δ%	VAL	VOL	VOL Δ%	UV	UV Δ%					
	Monatliche Indizes					Monthly Indices					Indices mensuels				
1990 1	96.6	95.5	5.4	101.2	5.2	98.5	97.3	6.6	101.2	2.3					
1990 2	102.1	103.9	17.3	98.3	4.1	98.8	97.7	9.8	101.1	2.2					
1990 3	112.7	112.8	10.0	99.9	2.5	109.5	105.6	-2.9	103.7	-1.7					
1990 4	98.7	99.0	0.9	99.7	1.6	103.5	98.8	5.3	104.8	-2.4					
1990 5	104.6	105.6	8.4	99.1	2.3	107.0	104.2	9.2	102.7	-1.1					
1990 6	104.0	102.8	-10.8	101.2	4.3	103.0	99.7	0.2	103.3	0.6					
1990 7	106.7	104.1	3.6	102.5	5.7	96.4	96.9	11.6	99.5	-4.3					
1990 8	75.2	74.1	6.2	101.5	4.2	92.7	99.5	26.4	93.2	-6.1					
1990 9	92.1	90.6	-7.2	101.7	3.1	91.3	93.0	-3.6	98.2	-3.6					
1990 10	109.1	111.6	1.9	97.8	1.8	113.4	116.2	16.4	97.6	-4.1					
1990 11	108.6	108.7	-5.1	99.9	2.7	97.5	101.3	-1.1	96.2	-5.6					
1990 12	96.1	98.0	0.1	98.1	4.9	85.4	86.6	-5.4	98.6	2.4					
1991 1	96.2	93.0	-2.6	103.4	2.2	104.3	103.2	6.1	101.1	-0.1					
1991 2	98.4	96.4	-7.2	102.1	3.9	92.0	97.2	-0.5	94.7	-6.3					
1991 3	108.2	105.8	-6.2	102.3	2.4	99.1	103.1	-2.4	96.1	-7.3					
1991 4	108.6	106.4	7.5	102.1	2.4	111.7	106.5	7.8	104.9	0.1					
1991 5	103.3	99.9	-5.4	103.4	4.3	115.7	112.9	8.3	102.5	-0.2					
1991 6	109.0	104.1	1.3	104.7	3.5	106.4	100.7	1.0	105.7	2.3					
1991 7	112.7	104.9	0.8	107.4	4.8	111.6	107.0	10.4	104.3	4.8					
1991 8	75.2	70.5	-4.9	106.7	5.1	91.9	90.1	-9.4	102.0	9.4					
1991 9	101.5	98.8	9.1	102.7	1.0	105.9	101.1	8.7	104.7	6.6					
1991 10	115.2	109.5	-1.9	105.2	7.6	119.7	116.4	0.2	102.8	5.3					
1991 11	109.9	103.8	-4.5	105.9	6.0	108.0	104.9	3.6	103.0	7.1					
1991 12	107.7	101.5	3.6	106.1	8.2	101.0	98.7	14.0	102.3	3.8					
1992 1	116.6	108.3	16.5	107.7	4.2	110.7	106.0	2.7	104.4	3.3					
1992 2	127.6	117.8	22.2	108.3	6.1	103.9	99.6	2.5	104.3	10.1					
1992 3	139.1	126.2	19.3	110.2	7.7	119.9	115.1	11.6	104.2	8.4					
1992 4	137.5	130.1	22.3	105.7	3.5	113.6	109.4	2.7	103.8	-1.0					
1992 5	132.8	120.7	20.8	110.0	6.4	102.8	96.0	-15.0	107.1	4.5					
1992 6	135.6	125.9	20.9	107.7	2.9	115.2	107.3	6.6	107.4	1.6					
1992 7	128.7	119.8	14.2	107.4	0.0	111.7	110.9	3.6	100.7	-3.5					
1992 8	93.3	84.8	20.3	110.0	3.1	97.5	101.2	12.3	96.3	-5.6					
1992 9	119.1	107.1	8.4	111.2	8.3	112.4	106.2	5.0	105.8	1.1					
1992 10	133.6	125.8	14.9	106.2	1.0	115.4	104.0	-10.7	111.0	8.0					
1992 11	126.5	114.0	9.8	111.0	4.8	112.9	95.5	-9.0	118.2	14.8					
1992 12	112.8	101.7	0.2	110.9	4.5	117.8	101.5	2.8	116.1	13.5					
1993 1	86.3	80.4	-25.8	107.4	-0.3	96.2	86.6	-18.3	111.1	6.4					
1993 2	92.3	76.9	-34.7	120.0	10.8	108.6	98.4	-1.2	110.4	5.8					
1993 3	95.5	82.2	-34.9	116.2	5.4	120.0	101.4	-11.9	118.3	13.5					
1993 4	107.6	99.8	-23.3	107.8	2.0	119.8	98.7	-9.8	121.4	17.0					
1993 5	96.1	89.4	-25.9	107.5	-2.3	118.3	101.4	5.6	116.7	9.0					
1993 6	99.9	84.0	-33.3	118.9	10.4	118.7	97.9	-8.8	121.2	12.8					
1993 7	99.5	84.9	-29.1	117.2	9.1	122.2	105.6	-4.8	115.7	14.9					
1993 8	65.3	53.3	-37.1	122.6	11.5	97.3	76.3	-24.6	127.5	32.4					
1993 9	97.6	77.4	-27.7	126.1	13.4	130.1	102.9	-3.1	126.4	19.5					
1993 10	98.9	84.1	-33.1	117.6	10.7	120.4	96.0	-7.7	125.4	13.0					
1993 11	103.3	91.7	-19.6	112.7	1.5	131.4	107.2	12.3	122.6	3.7					
1993 12	107.5	89.9	-11.6	119.6	7.8	123.5	96.8	-4.6	127.6	9.9					

EU Ausfuhr
**SITC 71: KRAFTMASCHINEN
 UND
 KRAFTMASCHINENAUSRUES
 TUNGEN**

EU Exports
**SITC 71: POWER
 GENERATING MACHINERY
 AND EQUIPMENT**

Exportations UE
**CTCI 71: MACHINES
 GENERATRICES, MOTEURS
 ET LEUR EQUIPEMENT**

	Intra-EU Intra-EU Intra-UE					Extra-EU Extra-EU Extra-UE					
	VAL	VOL	VOL Δ%	UV	UV Δ%	VAL	VOL	VOL Δ%	UV	UV Δ%	
	Monatliche Indizes			Monthly Indices			Indices mensuels				
1990 1	102.6	104.3	9.4	98.4	5.6	89.0	94.1	10.1	94.6	-0.9	
1990 2	93.5	94.8	-6.1	98.6	2.2	94.6	98.0	17.6	96.5	-0.5	
1990 3	107.9	109.5	3.4	98.5	2.3	103.8	107.9	1.9	96.2	4.0	
1990 4	95.3	96.4	-0.8	98.9	3.9	96.4	97.6	6.6	98.8	2.7	
1990 5	97.6	96.8	-12.5	100.8	8.2	103.7	101.4	11.8	102.3	10.0	
1990 6	103.8	104.4	-12.2	99.4	2.6	109.6	108.1	9.9	101.4	5.1	
1990 7	106.4	102.5	7.3	103.8	4.7	101.1	94.1	7.5	107.4	8.4	
1990 8	68.9	66.8	-4.2	103.2	7.3	89.8	88.8	0.8	101.1	2.1	
1990 9	91.9	92.7	-7.2	99.1	2.0	93.7	95.7	8.6	97.9	-3.5	
1990 10	116.1	114.2	-3.5	101.7	5.5	107.8	105.0	8.6	102.7	6.6	
1990 11	109.2	111.7	16.7	97.8	4.2	102.8	102.7	1.0	100.1	7.9	
1990 12	104.3	103.5	10.5	100.8	5.8	107.3	106.0	1.7	101.2	8.2	
1991 1	104.5	99.4	-4.7	105.1	6.8	93.1	87.7	-6.8	106.2	12.3	
1991 2	100.5	94.8	0.0	106.0	7.5	93.9	90.5	-7.7	103.8	7.6	
1991 3	105.2	99.1	-9.5	106.2	7.8	100.4	95.3	-11.7	105.4	9.6	
1991 4	114.2	109.2	13.3	104.6	5.8	106.3	97.8	0.2	108.7	10.0	
1991 5	107.8	100.3	3.6	107.5	6.6	102.1	91.0	-10.3	112.2	9.7	
1991 6	113.0	103.9	-0.5	108.8	9.5	115.1	102.1	-5.6	112.7	11.1	
1991 7	109.2	99.2	-3.2	110.1	6.1	118.6	102.1	8.5	116.2	8.2	
1991 8	78.3	69.3	3.7	113.0	9.5	97.8	83.2	-6.3	117.5	16.2	
1991 9	105.1	99.2	7.0	105.9	6.9	101.5	91.0	-4.9	111.5	13.9	
1991 10	117.2	109.6	-4.0	106.9	5.1	108.6	97.5	-7.1	111.4	8.5	
1991 11	111.6	99.8	-10.7	111.8	14.3	103.9	91.4	-11.0	113.7	13.6	
1991 12	103.9	92.0	-11.1	112.9	12.0	110.2	96.7	-8.8	114.0	12.6	
1992 1	113.2	97.8	-1.6	115.7	10.1	104.1	87.8	0.1	118.6	11.7	
1992 2	110.7	95.6	0.8	115.8	9.2	105.0	85.0	-6.1	123.5	19.0	
1992 3	130.2	117.3	18.4	111.0	4.5	111.8	93.6	-1.8	119.4	13.3	
1992 4	122.3	109.0	-0.2	112.2	7.3	119.3	97.7	-0.1	122.1	12.3	
1992 5	122.4	107.5	7.2	113.9	6.0	111.5	93.3	2.5	119.5	6.5	
1992 6	124.9	108.4	4.3	115.2	5.9	104.7	83.6	-18.1	125.2	11.1	
1992 7	120.0	107.9	8.8	111.2	1.0	113.8	97.7	-4.3	116.5	0.3	
1992 8	73.6	63.8	-7.9	115.4	2.1	84.7	69.1	-16.9	122.6	4.3	
1992 9	120.4	103.8	4.6	116.0	9.5	113.8	94.2	3.5	120.8	8.3	
1992 10	123.2	110.2	0.5	111.8	4.6	120.5	104.8	7.5	115.0	3.2	
1992 11	107.0	93.8	-6.0	114.1	2.1	106.3	87.2	-4.6	121.9	7.2	
1992 12	110.0	94.0	2.2	117.0	3.6	128.0	105.9	9.5	120.9	6.1	
1993 1	79.8	61.1	-37.5	130.6	12.9	97.6	76.6	-12.8	127.4	7.4	
1993 2	100.9	75.1	-21.4	134.4	16.1	108.4	81.6	-4.0	132.8	7.5	
1993 3	103.1	76.8	-34.5	134.3	21.0	123.8	89.1	-4.8	138.9	16.3	
1993 4	94.3	72.5	-33.5	130.1	16.0	115.2	86.4	-11.6	133.3	9.2	
1993 5	87.8	68.4	-36.4	128.4	12.7	106.2	87.3	-6.4	121.6	1.8	
1993 6	99.1	75.3	-30.5	131.6	14.2	119.6	93.0	11.2	128.6	2.7	
1993 7	103.0	75.0	-30.5	137.3	23.5	130.3	100.4	2.8	129.8	11.4	
1993 8	67.8	50.0	-21.6	135.5	17.4	99.9	79.2	14.6	126.1	2.9	
1993 9	102.4	76.9	-25.9	133.2	14.8	111.3	86.9	-7.7	128.1	6.0	
1993 10	102.9	80.8	-26.7	127.3	13.9	128.7	97.8	-6.7	131.6	14.4	
1993 11	113.6	85.8	-8.5	132.4	16.0	124.6	98.1	12.5	127.0	4.2	
1993 12	108.8	83.3	-11.4	130.6	11.6	142.6	108.2	2.2	131.8	9.0	

EU Einfuhr
SITC 72:
ARBEITSMASCHINEN FUER
BESONDERE ZWECKE

EU Imports
SITC 72: MACHINERY
SPECIALIZED FOR
PARTICULAR INDUSTRIES

Importations UE
CTCI 72: MACHINES ET
APPAREILS SPECIALISES
POUR INDUSTRIES
PARTICULIERES

	Intra-EU Intra-EU Intra-UE					Extra-EU Extra-EU Extra-UE									
	VAL	VOL	VOL Δ%	UV	UV Δ%	VAL	VOL	VOL Δ%	UV	UV Δ%					
	Jährliche Indizes					Annual Indices					Indices annuels				
1989	95.7	102.7	:	93.2	:	96.0	98.4	:	97.6	:					
1990	100.0	100.0	-2.6	100.0	7.3	100.0	100.0	1.6	100.0	2.5					
1991	96.9	90.7	-9.3	106.8	6.8	102.2	93.7	-6.3	109.1	9.1					
1992	93.7	82.8	-8.7	113.2	6.0	98.5	85.9	-8.3	114.7	5.1					
1993	64.5	51.4	-37.9	125.4	10.8	93.8	72.2	-15.9	129.9	13.3					
	Vierteljährliche Indizes					Quarterly Indices					Indices trimestriels				
1989 1	88.7	97.0	:	91.4	:	89.8	93.5	:	96.0	:					
1989 2	103.5	111.5	:	92.8	:	104.5	107.1	:	97.6	:					
1989 3	91.0	96.5	:	94.3	:	93.4	95.3	:	98.0	:					
1989 4	103.5	109.8	:	94.3	:	99.9	101.0	:	98.9	:					
1990 1	100.0	101.3	4.4	98.7	8.0	96.7	97.6	4.4	99.1	3.2					
1990 2	106.0	106.3	-4.7	99.7	7.4	105.4	105.2	-1.8	100.2	2.7					
1990 3	93.0	92.4	-4.2	100.6	6.7	93.9	93.4	-2.0	100.5	2.6					
1990 4	100.1	98.9	-9.9	101.2	7.3	101.7	101.5	0.5	100.2	1.3					
1991 1	95.3	90.0	-11.2	105.9	7.3	99.3	94.9	-2.8	104.6	5.5					
1991 2	103.5	97.3	-8.5	106.4	6.7	109.7	99.9	-5.0	109.8	9.6					
1991 3	90.5	84.3	-8.8	107.4	6.8	97.8	86.5	-7.4	113.1	12.5					
1991 4	96.2	89.6	-9.4	107.4	6.1	101.9	93.2	-8.2	109.3	9.1					
1992 1	93.8	83.2	-7.6	112.7	6.4	100.8	88.0	-7.3	114.5	9.5					
1992 2	103.2	91.7	-5.8	112.5	5.7	105.5	93.8	-6.1	112.5	2.5					
1992 3	87.2	77.2	-8.4	112.9	5.1	92.9	81.4	-5.9	114.1	0.9					
1992 4	94.4	82.3	-8.1	114.7	6.8	97.8	82.9	-11.1	118.0	8.0					
1993 1	60.2	49.0	-41.1	122.9	9.1	93.5	75.0	-14.8	124.7	8.9					
1993 2	67.2	53.5	-41.7	125.7	11.7	100.8	77.4	-17.5	130.2	15.7					
1993 3	58.5	46.2	-40.2	126.7	12.2	85.8	65.1	-20.0	131.8	15.5					
1993 4	69.6	55.0	-33.2	126.5	10.3	95.1	71.4	-13.9	133.2	12.9					
	Monatliche Indizes					Monthly Indices					Indices mensuels				
1989 1	79.4	86.6	:	91.7	:	89.4	94.5	:	94.6	:					
1989 2	86.7	94.7	:	91.5	:	82.1	85.1	:	96.5	:					
1989 3	100.0	109.8	:	91.1	:	97.6	100.8	:	96.8	:					
1989 4	98.1	105.6	:	92.9	:	105.8	111.0	:	95.3	:					
1989 5	100.2	108.4	:	92.4	:	103.0	104.6	:	98.5	:					
1989 6	112.1	120.4	:	93.1	:	104.9	105.9	:	99.1	:					
1989 7	105.8	111.7	:	94.7	:	98.2	99.4	:	98.8	:					
1989 8	78.6	82.4	:	95.4	:	89.5	89.9	:	99.5	:					
1989 9	88.6	95.4	:	92.9	:	92.4	96.5	:	95.8	:					
1989 10	101.2	108.2	:	93.5	:	101.7	102.4	:	99.3	:					
1989 11	104.7	111.7	:	93.7	:	99.5	100.1	:	99.4	:					
1989 12	104.7	109.5	:	95.6	:	98.5	100.6	:	97.9	:					

EU Ausfuhr
SITC 72:
ARBEITSMASCHINEN FUER
BESONDERE ZWECKE

EU Exports
SITC 72: MACHINERY
SPECIALIZED FOR
PARTICULAR INDUSTRIES

Exportations UE
CTCI 72: MACHINES ET
APPAREILS SPECIALISES
POUR INDUSTRIES
PARTICULIERES

	Intra-EU Intra-EU Intra-UE					Extra-EU Extra-EU Extra-UE									
	VAL	VOL	VOL Δ%	UV	UV Δ%	VAL	VOL	VOL Δ%	UV	UV Δ%					
	Jährliche Indizes					Annual Indices					Indices annuels				
1989	96.6	103.9	:	93.0	:	94.2	99.7	:	94.5	:					
1990	100.0	100.0	-3.8	100.0	7.5	100.0	100.0	0.3	100.0	5.8					
1991	96.7	91.2	-8.8	106.0	6.0	96.5	90.4	-9.6	106.7	6.7					
1992	92.8	82.8	-9.2	112.1	5.8	99.6	87.6	-3.1	113.7	6.6					
1993	73.6	56.9	-31.3	129.4	15.4	114.7	93.9	7.2	122.1	7.4					
	Vierteljährliche Indizes					Quarterly Indices					Indices trimestriels				
1989 1	90.5	98.9	:	91.5	:	85.7	91.3	:	93.9	:					
1989 2	102.5	110.3	:	92.9	:	95.7	102.3	:	93.5	:					
1989 3	90.1	97.0	:	92.9	:	93.0	98.4	:	94.5	:					
1989 4	103.8	109.5	:	94.8	:	104.4	109.0	:	95.8	:					
1990 1	101.0	103.0	4.1	98.1	7.2	101.9	103.0	12.8	98.9	5.3					
1990 2	104.9	105.6	-4.3	99.3	6.9	102.1	102.9	0.6	99.2	6.1					
1990 3	92.8	91.5	-5.7	101.4	9.1	93.7	93.0	-5.5	100.7	6.6					
1990 4	101.5	100.0	-8.7	101.5	7.1	102.4	101.1	-7.2	101.3	5.7					
1991 1	97.2	91.8	-10.9	105.9	8.0	92.4	86.9	-15.6	106.3	7.5					
1991 2	101.9	96.7	-8.4	105.4	6.1	94.3	87.3	-15.2	108.0	8.9					
1991 3	89.9	84.2	-8.0	106.8	5.3	92.4	86.8	-6.7	106.5	5.8					
1991 4	97.7	92.2	-7.8	106.0	4.4	106.6	100.5	-0.6	106.1	4.7					
1992 1	94.9	86.0	-6.3	110.3	4.2	92.9	81.1	-6.7	114.6	7.8					
1992 2	100.8	89.6	-7.3	112.5	6.7	97.5	84.8	-2.9	115.0	6.5					
1992 3	86.3	76.4	-9.3	112.9	5.7	97.1	85.9	-1.0	113.0	6.1					
1992 4	90.8	80.4	-12.8	112.9	6.5	113.8	101.3	0.8	112.3	5.8					
1993 1	72.1	56.1	-34.8	128.5	16.5	100.4	83.6	3.1	120.1	4.8					
1993 2	77.5	60.1	-32.9	129.0	14.7	115.1	94.8	11.8	121.4	5.6					
1993 3	65.7	50.4	-34.0	130.4	15.5	110.8	89.9	4.7	123.3	9.1					
1993 4	77.1	59.3	-26.2	130.0	15.1	131.7	107.0	5.6	123.1	9.6					
	Monatliche Indizes					Monthly Indices					Indices mensuels				
1989 1	82.1	90.3	:	90.9	:	83.2	88.1	:	94.4	:					
1989 2	89.0	96.4	:	92.3	:	81.3	86.3	:	94.2	:					
1989 3	100.5	110.1	:	91.3	:	92.7	99.4	:	93.3	:					
1989 4	97.8	105.4	:	92.8	:	89.9	97.2	:	92.5	:					
1989 5	97.8	105.0	:	93.1	:	94.5	100.5	:	94.0	:					
1989 6	111.8	120.6	:	92.7	:	102.6	109.1	:	94.0	:					
1989 7	102.4	109.0	:	93.9	:	105.8	111.6	:	94.8	:					
1989 8	75.7	81.7	:	92.7	:	86.2	90.5	:	95.2	:					
1989 9	92.2	100.4	:	91.8	:	87.0	93.1	:	93.5	:					
1989 10	101.9	108.8	:	93.7	:	102.0	106.4	:	95.9	:					
1989 11	99.8	105.6	:	94.5	:	98.0	103.5	:	94.7	:					
1989 12	109.4	114.0	:	96.0	:	113.2	117.1	:	96.7	:					

SITC 72:
ARBEITSMASCHINEN FUER
BESONDERE ZWECKE

SITC 72: MACHINERY
SPECIALIZED FOR
PARTICULAR INDUSTRIES

CTCI 72: MACHINES ET
APPAREILS SPECIALISES
POUR INDUSTRIES
PARTICULIERES

	Intra-EU Intra-EU Intra-UE					Extra-EU Extra-EU Extra-UE									
	VAL	VOL	VOL Δ%	UV	UV Δ%	VAL	VOL	VOL Δ%	UV	UV Δ%					
	Monatliche Indizes					Monthly Indices					Indices mensuels				
1990 1	91.6	93.5	8.0	98.0	6.9	93.1	94.0	-0.5	99.0	4.7					
1990 2	93.9	95.3	0.6	98.5	7.7	87.2	87.7	3.1	99.4	3.0					
1990 3	114.6	115.3	5.0	99.4	9.1	110.1	111.2	10.3	99.0	2.3					
1990 4	105.4	105.1	-0.5	100.3	8.0	101.3	101.8	-8.3	99.5	4.4					
1990 5	109.5	109.8	1.3	99.7	7.9	111.0	111.8	6.9	99.3	0.8					
1990 6	103.0	104.0	-13.6	99.0	6.3	103.9	102.2	-3.5	101.7	2.6					
1990 7	110.1	111.3	-0.4	98.9	4.4	107.1	105.7	6.3	101.3	2.5					
1990 8	80.0	79.1	-4.0	101.2	6.1	87.0	87.7	-2.4	99.2	-0.3					
1990 9	89.0	87.0	-8.8	102.3	10.1	87.5	86.7	-10.2	100.9	5.3					
1990 10	100.9	101.4	-6.3	99.5	6.4	104.4	104.0	1.6	100.4	1.1					
1990 11	101.6	100.0	-10.5	101.6	8.4	103.1	104.2	4.1	98.9	-0.5					
1990 12	97.8	95.4	-12.9	102.5	7.2	97.8	96.4	-4.2	101.5	3.7					
1991 1	90.0	85.5	-8.6	105.3	7.4	105.5	102.0	8.5	103.4	4.4					
1991 2	91.4	86.3	-9.4	105.9	7.5	89.9	86.4	-1.5	104.1	4.7					
1991 3	104.6	98.2	-14.8	106.5	7.1	102.1	96.2	-13.5	106.1	7.2					
1991 4	108.5	102.3	-2.7	106.1	5.8	111.8	103.2	1.4	108.3	8.8					
1991 5	101.4	95.0	-13.5	106.7	7.0	116.0	104.1	-6.9	111.4	12.2					
1991 6	100.5	94.5	-9.1	106.4	7.5	101.4	92.4	-9.6	109.7	7.9					
1991 7	111.3	103.3	-7.2	107.7	8.9	115.0	101.2	-4.3	113.6	12.1					
1991 8	75.4	69.0	-12.8	109.3	8.0	84.5	74.5	-15.1	113.4	14.3					
1991 9	85.3	80.7	-7.2	105.7	3.3	94.2	83.8	-3.3	112.4	11.4					
1991 10	97.1	90.3	-10.9	107.5	8.0	104.6	95.9	-7.8	109.1	8.7					
1991 11	91.5	84.5	-15.5	108.3	6.6	99.9	91.5	-12.2	109.2	10.4					
1991 12	100.1	93.9	-1.6	106.6	4.0	100.9	92.1	-4.5	109.6	8.0					
1992 1	84.4	74.4	-13.0	113.5	7.8	91.6	81.0	-20.6	113.1	9.4					
1992 2	91.5	81.5	-5.6	112.3	6.0	95.7	82.2	-4.9	116.4	11.8					
1992 3	105.3	93.8	-4.5	112.3	5.4	115.0	100.7	4.7	114.2	7.6					
1992 4	104.9	93.5	-8.6	112.2	5.7	110.4	96.0	-7.0	115.0	6.2					
1992 5	102.0	90.0	-5.3	113.3	6.2	105.7	94.3	-9.4	112.1	0.6					
1992 6	102.7	91.6	-3.1	112.1	5.4	100.7	91.2	-1.3	110.4	0.6					
1992 7	109.4	96.8	-6.3	113.0	4.9	109.9	95.1	-6.0	115.6	1.8					
1992 8	68.9	60.3	-12.6	114.3	4.6	74.8	66.4	-10.9	112.6	-0.7					
1992 9	83.3	74.5	-7.7	111.8	5.8	94.1	82.8	-1.2	113.7	1.2					
1992 10	92.3	81.7	-9.5	113.0	5.1	97.2	82.9	-13.6	117.2	7.4					
1992 11	89.3	78.2	-7.5	114.2	5.4	94.4	81.2	-11.3	116.3	6.5					
1992 12	101.6	87.0	-7.3	116.8	9.6	101.8	84.5	-8.3	120.5	9.9					
1993 1	53.3	43.8	-41.1	121.8	7.3	84.8	68.8	-15.1	123.2	8.9					
1993 2	58.3	47.1	-42.2	123.7	10.2	89.3	71.8	-12.7	124.4	6.9					
1993 3	68.9	56.0	-40.3	123.1	9.6	106.4	84.3	-16.3	126.2	10.5					
1993 4	65.4	52.1	-44.3	125.5	11.9	108.9	85.6	-10.8	127.2	10.6					
1993 5	64.4	51.6	-42.7	124.8	10.2	94.2	72.1	-23.5	130.6	16.5					
1993 6	71.8	56.7	-38.1	126.6	12.9	99.4	74.5	-18.3	133.4	20.8					
1993 7	65.5	52.2	-46.1	125.5	11.1	95.1	72.7	-23.6	130.8	13.1					
1993 8	48.3	37.7	-37.5	128.1	12.1	76.2	58.0	-12.7	131.4	16.7					
1993 9	61.8	48.7	-34.6	126.8	13.4	86.2	64.7	-21.9	133.2	17.2					
1993 10	63.5	51.8	-36.6	122.6	8.5	92.0	68.1	-17.9	135.1	15.3					
1993 11	65.6	51.5	-34.1	127.4	11.6	94.2	71.8	-11.6	131.2	12.8					
1993 12	79.4	61.6	-29.2	128.9	10.4	99.0	74.2	-12.2	133.4	10.7					

SITC 72:
ARBEITSMASCHINEN FUER
BESONDERE ZWECKE

SITC 72: MACHINERY
SPECIALIZED FOR
PARTICULAR INDUSTRIES

CTCI 72: MACHINES ET
APPAREILS SPECIALISES
POUR INDUSTRIES
PARTICULIERES

	Intra-EU Intra-EU Intra-UE					Extra-EU Extra-EU Extra-UE									
	VAL	VOL	VOL Δ%	UV	UV Δ%	VAL	VOL	VOL Δ%	UV	UV Δ%					
	Monatliche Indizes					Monthly Indices					Indices mensuels				
1990 1	93.0	95.1	5.3	97.8	7.6	104.0	104.8	19.0	99.2	5.1					
1990 2	93.1	95.1	-1.3	97.9	6.1	93.3	94.7	9.7	98.5	4.6					
1990 3	117.1	118.8	7.9	98.6	8.0	108.3	109.6	10.3	98.8	5.9					
1990 4	105.4	106.5	1.0	99.0	6.7	96.1	97.9	0.7	98.2	6.2					
1990 5	105.3	104.8	-0.2	100.5	7.9	104.4	103.3	2.8	101.1	7.6					
1990 6	103.9	105.7	-12.4	98.3	6.0	105.9	107.5	-1.5	98.5	4.8					
1990 7	116.6	115.4	5.9	101.0	7.6	110.8	110.6	-0.9	100.2	5.7					
1990 8	74.4	73.2	-10.4	101.7	9.7	90.1	89.2	-1.4	101.0	6.1					
1990 9	87.4	86.0	-14.3	101.6	10.7	80.1	79.2	-14.9	101.1	8.1					
1990 10	105.3	105.5	-3.0	99.8	6.5	103.8	104.4	-1.9	99.4	3.6					
1990 11	102.5	101.6	-3.8	100.9	6.8	95.6	94.3	-8.9	101.4	7.1					
1990 12	96.5	92.9	-18.5	103.9	8.2	108.2	104.8	-10.5	103.2	6.7					
1991 1	94.1	88.7	-6.7	106.1	8.5	97.2	92.3	-11.9	105.3	6.1					
1991 2	93.2	87.8	-7.7	106.2	8.5	86.1	80.5	-15.0	107.0	8.6					
1991 3	104.1	98.8	-16.8	105.4	6.9	94.0	88.1	-19.6	106.7	8.0					
1991 4	106.9	100.8	-5.4	106.1	7.2	92.6	85.6	-12.6	108.2	10.2					
1991 5	100.2	95.2	-9.2	105.2	4.7	95.9	88.3	-14.5	108.6	7.4					
1991 6	98.5	94.0	-11.1	104.8	6.6	94.4	87.9	-18.2	107.4	9.0					
1991 7	111.8	104.6	-9.4	106.9	5.8	112.9	104.7	-5.3	107.8	7.6					
1991 8	73.3	67.9	-7.2	107.9	6.1	82.9	78.2	-12.3	106.0	5.0					
1991 9	84.7	80.2	-6.7	105.6	3.9	81.7	77.5	-2.1	105.4	4.3					
1991 10	100.3	94.4	-10.5	106.2	6.4	102.4	94.6	-9.4	108.2	8.9					
1991 11	95.9	91.4	-10.0	104.9	4.0	100.1	95.9	1.7	104.4	3.0					
1991 12	97.0	90.7	-2.4	106.9	2.9	117.2	110.8	5.7	105.8	2.5					
1992 1	86.6	78.1	-12.0	110.9	4.5	88.0	76.9	-16.7	114.4	8.6					
1992 2	90.9	82.8	-5.7	109.8	3.4	87.1	76.5	-5.0	113.8	6.4					
1992 3	107.2	97.3	-1.5	110.2	4.6	104.0	90.0	2.2	115.5	8.2					
1992 4	103.5	92.5	-8.2	111.9	5.5	102.1	87.7	2.5	116.4	7.6					
1992 5	98.7	88.0	-7.6	112.2	6.7	93.9	82.2	-6.9	114.2	5.2					
1992 6	100.0	88.3	-6.1	113.3	8.1	96.5	84.4	-4.0	114.3	6.4					
1992 7	106.4	95.2	-9.0	111.8	4.6	116.5	104.4	-0.3	111.6	3.5					
1992 8	67.5	59.1	-13.0	114.2	5.8	82.4	71.5	-8.6	115.3	8.8					
1992 9	85.1	75.0	-6.5	113.4	7.4	92.1	81.8	5.5	112.6	6.8					
1992 10	94.7	84.0	-11.0	112.7	6.1	106.1	93.9	-0.7	113.0	4.4					
1992 11	85.8	76.5	-16.3	112.1	6.9	100.9	91.3	-4.8	110.5	5.8					
1992 12	91.8	80.7	-11.0	113.8	6.5	134.4	118.8	7.2	113.1	6.9					
1993 1	63.8	50.3	-35.6	126.8	14.3	90.9	74.3 *	-3.4	122.3 *	6.9					
1993 2	71.1	55.0	-33.6	129.2	17.7	100.2	83.7	9.4	119.7	5.2					
1993 3	81.3	62.9	-35.4	129.2	17.2	110.3	92.9	3.2	118.7	2.8					
1993 4	75.6	58.7	-36.5	128.8	15.1	114.3	93.9	7.1	121.7	4.6					
1993 5	75.9	58.9	-33.1	128.8	14.8	108.1	89.8	9.2	120.4	5.4					
1993 6	81.1	62.7	-29.0	129.3	14.1	122.9	100.7	19.3	122.0	6.7					
1993 7	74.3	57.8	-39.3	128.5	14.9	128.2	104.3	-0.1	122.9	10.1					
1993 8	51.9	38.4	-35.0	135.1	18.3	98.9	79.8	11.6	123.9	7.5					
1993 9	71.0	55.0	-26.7	129.1	13.8	105.5	85.6	4.6	123.2	9.4					
1993 10	74.6	58.3	-30.6	128.0	13.6	117.7	96.1	2.3	122.5	8.4					
1993 11	71.9	54.5	-28.8	132.0	17.8	122.0	99.9	9.4	122.1	10.5					
1993 12	84.6	65.0	-19.5	130.2	14.4	155.4	124.9	5.1	124.4	10.0					

SITC 73:
METALLBEARBEITUNGSMAS
CHINEN

SITC 73: METAL
WORKING MACHINERY

CTCI 73: MACHINES ET
APPAREILS POUR LE
TRAVAIL DES METAUX

	Intra-EU Intra-EU Intra-UE					Extra-EU Extra-EU Extra-UE									
	VAL	VOL	VOL Δ%	UV	UV Δ%	VAL	VOL	VOL Δ%	UV	UV Δ%					
	Jährliche Indizes					Annual Indices					Indices annuels				
1989	82.7	90.4	:	91.5	:	88.9	93.3	:	95.3	:					
1990	100.0	100.0	10.6	100.0	9.3	100.0	100.0	7.2	100.0	4.9					
1991	101.5	96.9	-3.1	104.7	4.7	98.9	92.3	-7.7	107.1	7.1					
1992	93.8	82.5	-14.9	113.7	8.6	83.1	73.3	-20.6	113.4	5.9					
1993	51.8	40.1	-51.4	129.3	13.7	66.7	53.0	-27.7	125.9	11.0					
	Vierteljährliche Indizes					Quarterly Indices					Indices trimestriels				
1989 1	70.5	78.9	:	89.4	:	74.4	79.7	:	93.3	:					
1989 2	87.5	98.5	:	88.8	:	88.4	93.9	:	94.1	:					
1989 3	81.1	85.8	:	94.5	:	88.6	92.4	:	95.9	:					
1989 4	96.8	103.7	:	93.3	:	105.1	108.1	:	97.2	:					
1990 1	93.2	93.4	18.4	99.8	11.6	96.7	96.7	21.3	100.0	7.2					
1990 2	100.0	98.7	0.2	101.3	14.1	97.3	98.0	4.4	99.3	5.5					
1990 3	98.2	96.8	12.8	101.4	7.3	93.0	92.6	0.2	100.4	4.7					
1990 4	108.0	110.4	6.5	97.8	4.8	112.9	112.6	4.2	100.3	3.2					
1991 1	95.9	93.7	0.3	102.3	2.5	94.1	89.8	-7.1	104.8	4.8					
1991 2	100.8	97.7	-1.0	103.2	1.9	102.4	96.6	-1.4	106.0	6.7					
1991 3	94.8	89.1	-8.0	106.4	4.9	93.9	87.0	-6.0	107.9	7.5					
1991 4	111.1	104.1	-5.7	106.7	9.1	105.1	95.9	-14.8	109.6	9.3					
1992 1	99.1	90.6	-3.3	109.4	6.9	83.8	75.1	-16.4	111.6	6.5					
1992 2	94.5	84.2	-13.8	112.2	8.7	86.9	77.5	-19.8	112.1	5.8					
1992 3	87.8	75.6	-15.2	116.2	9.2	81.9	72.5	-16.7	113.0	4.7					
1992 4	97.8	83.2	-20.1	117.6	10.2	81.2	69.1	-27.9	117.5	7.2					
1993 1	52.0	40.9	-54.9	127.1	16.2	63.5	50.9	-32.2	124.7	11.7					
1993 2	52.9	39.5	-53.1	133.8	19.3	70.3	57.8	-25.4	121.7	8.6					
1993 3	46.9	35.7	-52.8	131.5	13.2	64.7	50.3	-30.6	128.7	13.9					
1993 4	52.3	41.7	-49.9	125.4	6.6	68.6	53.2	-23.0	128.9	9.7					
	Monatliche Indizes					Monthly Indices					Indices mensuels				
1989 1	69.1	77.0	:	89.7	:	75.7	81.4	:	93.0	:					
1989 2	68.4	77.1	:	88.7	:	68.1	73.5	:	92.6	:					
1989 3	73.9	82.4	:	89.7	:	79.4	84.3	:	94.2	:					
1989 4	84.1	95.0	:	88.5	:	88.1	92.2	:	95.5	:					
1989 5	85.1	95.2	:	89.4	:	80.7	85.4	:	94.5	:					
1989 6	93.2	105.1	:	88.7	:	96.2	104.1	:	92.4	:					
1989 7	92.7	100.0	:	92.7	:	96.9	103.2	:	93.9	:					
1989 8	71.7	76.0	:	94.3	:	81.9	85.9	:	95.4	:					
1989 9	79.1	81.5	:	97.0	:	87.1	88.2	:	98.8	:					
1989 10	95.0	102.9	:	92.3	:	104.7	107.9	:	97.0	:					
1989 11	92.2	100.0	:	92.2	:	101.7	103.7	:	98.1	:					
1989 12	103.0	108.2	:	95.2	:	108.6	112.5	:	96.5	:					

	Intra-EU Intra-EU Intra-UE					Extra-EU Extra-EU Extra-UE									
	VAL	VOL	VOL Δ%	UV	UV Δ%	VAL	VOL	VOL Δ%	UV	UV Δ%					
	Jährliche Indizes					Annual Indices					Indices annuels				
1989	83.3	92.7	:	89.9	:	101.9	109.8 *	:	92.8 *	:					
1990	100.0	100.0	7.9	100.0	11.2	100.0	100.0	-8.9	100.0	7.8					
1991	98.8	91.6	-8.4	107.9	7.9	102.6	97.1 *	-2.9	105.7 *	5.7					
1992	90.4	77.1	-15.8	117.2	8.6	93.6	82.8 *	-14.7	113.0 *	6.9					
1993	63.7	46.7	-39.4	136.3	16.3	96.4	81.1 *	-2.1	118.9 *	5.2					
	Vierteljährliche Indizes					Quarterly Indices					Indices trimestriels				
1989 1	71.6	81.4	:	87.9	:	93.4	102.7 *	:	90.9 *	:					
1989 2	85.2	95.9	:	88.8	:	101.8	108.3 *	:	94.0 *	:					
1989 3	81.1	90.2	:	89.9	:	102.3	112.3 *	:	91.1 *	:					
1989 4	96.0	103.8	:	92.5	:	110.9	116.7 *	:	95.0 *	:					
1990 1	95.2	95.2	17.0	100.0	13.8	101.3	101.6	-1.1	99.7	9.7					
1990 2	99.4	99.0	3.2	100.4	13.1	98.3	97.5	-10.0	100.8	7.2					
1990 3	94.4	95.5	5.9	98.9	10.0	94.4	96.3	-14.2	98.0	7.6					
1990 4	111.2	110.4	6.4	100.7	8.9	106.4	104.9 *	-10.1	101.4 *	6.7					
1991 1	97.2	90.8	-4.6	107.0	7.0	92.8	86.5 *	-14.9	107.3 *	7.6					
1991 2	101.1	96.1	-2.9	105.2	4.8	92.7	87.3 *	-10.5	106.2 *	5.4					
1991 3	91.6	83.0	-13.1	110.4	11.6	113.3	105.5 *	9.6	107.4 *	9.6					
1991 4	105.8	96.7	-12.4	109.4	8.6	111.5	108.5	3.4	102.8	1.4					
1992 1	94.8	81.8	-9.9	115.9	8.3	92.1	81.9 *	-5.3	112.4 *	4.8					
1992 2	90.3	78.0	-18.8	115.8	10.1	90.9	79.5 *	-8.9	114.3 *	7.6					
1992 3	83.4	70.8	-14.7	117.8	6.7	88.3	78.5 *	-25.6	112.5 *	4.7					
1992 4	93.1	78.0	-19.3	119.3	9.0	104.0	92.2 *	-15.0	112.8 *	9.7					
1993 1	63.9	47.1	-42.4	135.7	17.1	84.3	69.3 *	-15.4	121.7 *	8.3					
1993 2	66.5	48.1	-38.3	138.2	19.3	90.4	76.7 *	-3.5	117.9 *	3.1					
1993 3	58.0	42.0	-40.7	138.0	17.1	95.5	81.1 *	3.3	117.7 *	4.6					
1993 4	63.7	47.7	-38.8	133.6	12.0	115.6	97.3 *	5.5	118.8 *	5.3					
	Monatliche Indizes					Monthly Indices					Indices mensuels				
1989 1	71.2	80.4	:	88.6	:	107.3	115.7 *	:	92.7 *	:					
1989 2	67.9	77.6	:	87.5	:	80.7	89.0 *	:	90.7 *	:					
1989 3	75.3	86.1	:	87.5	:	92.0	103.4 *	:	89.0 *	:					
1989 4	76.6	87.4	:	87.6	:	85.6	91.7 *	:	93.4 *	:					
1989 5	81.2	90.1	:	90.1	:	100.2	105.9 *	:	94.6 *	:					
1989 6	97.8	110.1	:	88.8	:	119.5	127.3	:	93.9	:					
1989 7	92.4	103.3	:	89.4	:	117.0	129.6	:	90.3	:					
1989 8	70.3	77.5	:	90.7	:	97.1	104.1 *	:	93.3 *	:					
1989 9	80.5	89.8	:	89.6	:	92.8	103.3 *	:	89.8 *	:					
1989 10	96.4	103.9	:	92.8	:	102.6	107.0 *	:	95.9 *	:					
1989 11	88.2	98.2	:	89.8	:	96.7	102.8 *	:	94.1 *	:					
1989 12	103.5	109.2	:	94.8	:	132.9	140.2	:	94.8	:					

SITC 73:
METALLBEARBEITUNGSMAS
CHINEN

SITC 73: METAL
WORKING MACHINERY

CTCI 73: MACHINES ET
APPAREILS POUR LE
TRAVAIL DES METAUX

	Intra-EU Intra-EU Intra-UE					Extra-EU Extra-EU Extra-UE									
	VAL	VOL	VOL Δ%	UV	UV Δ%	VAL	VOL	VOL Δ%	UV	UV Δ%					
	Monatliche Indizes					Monthly Indices					Indices mensuels				
1990 1	84.7	84.8	10.1	99.9	11.4	94.0	92.3	13.4	101.8	9.5					
1990 2	84.6	84.3	9.3	100.3	13.1	90.7	89.9	22.3	100.9	9.0					
1990 3	110.5	111.2	35.0	99.4	10.8	105.3	107.8	27.9	97.7	3.7					
1990 4	94.9	94.6	-0.4	100.3	13.3	91.7	91.9	-0.3	99.8	4.5					
1990 5	105.0	102.5	7.7	102.4	14.5	100.4	100.6	17.8	99.8	5.6					
1990 6	100.1	99.0	-5.8	101.1	14.0	99.6	101.4	-2.6	98.2	6.3					
1990 7	114.3	110.4	10.4	103.5	11.7	102.6	100.9	-2.2	101.7	8.3					
1990 8	89.4	89.4	17.6	100.0	6.0	83.3	84.8	-1.3	98.2	2.9					
1990 9	90.9	90.5	11.0	100.4	3.5	93.0	92.2	4.5	100.9	2.1					
1990 10	104.7	106.3	3.3	98.5	6.7	118.7	117.6	9.0	100.9	4.0					
1990 11	107.3	110.6	10.6	97.0	5.2	112.2	115.0	10.9	97.6	-0.5					
1990 12	111.9	114.4	5.7	97.8	2.7	107.9	105.3	-6.4	102.5	6.2					
1991 1	101.8	98.0	15.6	103.9	4.0	102.2	98.6	6.8	103.7	1.9					
1991 2	89.0	88.5	5.0	100.6	0.3	85.8	81.6	-9.2	105.1	4.2					
1991 3	96.9	94.7	-14.8	102.3	2.9	94.4	89.1	-17.3	105.9	8.4					
1991 4	101.5	97.8	3.4	103.8	3.5	105.1	99.7	8.5	105.4	5.6					
1991 5	99.3	97.4	-5.0	102.0	-0.4	98.5	92.3	-8.3	106.7	6.9					
1991 6	101.6	98.0	-1.0	103.7	2.6	103.4	97.7	-3.6	105.8	7.7					
1991 7	117.2	108.6	-1.6	107.9	4.3	114.4	105.7	4.8	108.2	6.4					
1991 8	73.7	69.3	-22.5	106.4	6.4	78.8	72.5	-14.5	108.7	10.7					
1991 9	93.5	89.5	-1.1	104.5	4.1	88.5	82.9	-10.1	106.8	5.8					
1991 10	104.1	100.0	-5.9	104.1	5.7	108.7	100.1	-14.9	108.6	7.6					
1991 11	105.1	97.8	-11.6	107.5	10.8	98.0	89.2	-22.4	109.9	12.6					
1991 12	124.1	114.5	0.1	108.4	10.8	108.6	98.4	-6.6	110.4	7.7					
1992 1	90.8	84.6	-13.7	107.3	3.3	84.0	75.3	-23.6	111.6	7.6					
1992 2	94.6	85.9	-2.9	110.1	9.4	80.3	72.6	-11.0	110.6	5.2					
1992 3	111.6	101.1	6.8	110.4	7.9	86.9	77.3	-13.2	112.4	6.1					
1992 4	101.7	89.0	-9.0	114.3	10.1	91.5	80.7	-19.1	113.4	7.6					
1992 5	89.2	80.4	-17.5	111.0	8.8	87.6	79.6	-13.8	110.0	3.1					
1992 6	92.6	83.3	-15.0	111.2	7.2	81.5	72.1	-26.2	113.0	6.8					
1992 7	111.5	94.7	-12.8	117.7	9.1	107.4	95.5	-9.6	112.5	4.0					
1992 8	66.7	58.4	-15.7	114.2	7.3	60.5	53.6	-26.1	112.9	3.9					
1992 9	85.2	73.6	-17.8	115.8	10.8	77.8	68.4	-17.5	113.7	6.5					
1992 10	95.2	80.8	-19.2	117.8	13.2	82.9	71.0	-29.1	116.8	7.6					
1992 11	82.2	72.4	-26.0	113.6	5.7	72.0	61.5	-31.1	117.1	6.6					
1992 12	116.4	96.5	-15.7	120.6	11.3	88.4	74.7	-24.1	118.4	7.2					
1993 1	43.1	34.1 *	-59.7	126.4 *	17.8	60.8	48.8 *	-35.2	124.5 *	11.6					
1993 2	46.8	37.0	-56.9	126.6	15.0	60.1	47.7	-34.3	125.9	13.8					
1993 3	66.1	51.7	-48.9	127.9	15.9	69.5	56.1	-27.4	123.9	10.2					
1993 4	58.1	44.9	-49.6	129.3	13.1	69.5	56.7	-29.7	122.6	8.1					
1993 5	44.1	31.4	-60.9	140.3	26.4	66.5	54.1	-32.0	122.9	11.7					
1993 6	56.4	42.1	-49.5	133.9	20.4	75.2	62.6	-13.2	120.1	6.3					
1993 7	54.7	44.4	-53.1	123.1	4.6	78.0	62.5	-34.6	124.8	10.9					
1993 8	37.5	27.3	-53.3	137.3	20.2	54.8	43.5	-18.8	126.0	11.6					
1993 9	48.6	35.3	-52.0	137.7	18.9	61.4	44.9	-34.4	136.7	20.2					
1993 10	46.6	37.3	-53.8	124.9	6.0	62.5	49.5	-30.3	126.3	8.1					
1993 11	46.0	36.7	-49.3	125.3	10.3	70.3	55.8	-9.3	125.9	7.5					
1993 12	64.4	51.2	-46.9	125.7	4.2	72.8	54.1	-27.6	134.5	13.6					

EU Ausfuhr
SITC 73:
METALLBEARBEITUNGSMAS
CHINEN

EU Exports
SITC 73: METAL
WORKING MACHINERY

Exportations UE
CTCI 73: MACHINES ET
APPAREILS POUR LE
TRAVAIL DES METAUX

	Intra-EU Intra-EU Intra-UE					Extra-EU Extra-EU Extra-UE									
	VAL	VOL	VOL Δ%	UV	UV Δ%	VAL	VOL	VOL Δ%	UV	UV Δ%					
	Monatliche Indizes					Monthly Indices					Indices mensuels				
1990 1	87.7	88.3	9.8	99.3	12.1	108.8	109.5 *	-5.4	99.4 *	7.2					
1990 2	84.0	84.8	9.3	99.0	13.1	90.3	89.1 *	0.1	101.4 *	11.8					
1990 3	114.1	112.6	30.8	101.3	15.8	104.7	106.1	2.6	98.7	10.9					
1990 4	88.6	88.2	0.9	100.4	14.6	89.8	89.4	-2.5	100.4	7.5					
1990 5	105.8	103.4	14.8	102.3	13.5	97.9	93.9	-11.3	104.3	10.3					
1990 6	103.6	105.3	-4.4	98.4	10.8	107.3	109.4	-14.1	98.1	4.5					
1990 7	116.1	117.7	13.9	98.6	10.3	111.2	117.0	-9.7	95.0	5.2					
1990 8	77.0	77.5	0.0	99.3	9.5	94.1	93.8	-9.9	100.3	7.5					
1990 9	90.4	91.4	1.8	98.9	10.4	78.0	78.1	-24.4	99.9	11.2					
1990 10	113.5	114.3	10.0	99.3	7.0	102.8	102.9 *	-3.8	99.9 *	4.2					
1990 11	110.8	108.6	10.6	102.0	13.6	95.3	94.6 *	-8.0	100.7 *	7.0					
1990 12	109.3	108.4	-0.7	100.8	6.3	120.8	117.1 *	-16.5	103.2 *	8.9					
1991 1	97.8	92.6	4.9	105.6	6.3	108.8	102.6 *	-6.3	106.0 *	6.6					
1991 2	92.6	86.8	2.4	106.7	7.8	78.6	73.9	-17.1	106.3	4.8					
1991 3	101.1	92.9	-17.5	108.8	7.4	91.2	83.0 *	-21.8	109.9 *	11.3					
1991 4	98.5	95.3	8.0	103.4	3.0	95.2	91.7 *	2.6	103.8 *	3.4					
1991 5	102.6	97.4	-5.8	105.3	2.9	96.1	92.5 *	-1.5	103.9 *	-0.4					
1991 6	102.3	95.7	-9.1	106.9	8.6	86.6	77.5 *	-29.2	111.7 *	13.9					
1991 7	114.0	103.2	-12.3	110.5	12.1	130.7	119.0 *	1.7	109.8 *	15.6					
1991 8	80.8	73.2	-5.5	110.4	11.2	113.4	109.1 *	16.3	103.9 *	3.6					
1991 9	79.9	72.6	-20.6	110.1	11.3	95.8	88.4 *	13.2	108.4 *	8.5					
1991 10	99.0	91.0	-20.4	108.8	9.6	102.7	98.8 *	-4.0	103.9 *	4.0					
1991 11	94.4	86.8	-20.1	108.8	6.7	104.0	99.4	5.1	104.6	3.9					
1991 12	124.0	112.3	3.6	110.4	9.5	127.8	127.2	8.6	100.5	-2.6					
1992 1	89.2	76.2	-17.7	117.0	10.8	91.0	79.0 *	-23.0	115.2 *	8.7					
1992 2	92.6	79.7	-8.2	116.2	8.9	83.7	76.0 *	2.8	110.1 *	3.6					
1992 3	102.7	89.5	-3.7	114.7	5.4	101.2	90.5 *	9.0	111.8 *	1.7					
1992 4	93.2	79.8	-16.3	116.8	13.0	100.2	87.3 *	-4.8	114.8 *	10.6					
1992 5	90.7	77.5	-20.4	117.0	11.1	87.4	74.0 *	-20.0	118.1 *	13.7					
1992 6	87.0	76.6	-20.0	113.6	6.3	84.9	77.1 *	-0.5	110.1 *	-1.4					
1992 7	102.8	85.3	-17.3	120.5	9.0	103.6	91.1 *	-23.4	113.7 *	3.6					
1992 8	70.0	60.8	-16.9	115.2	4.3	76.9	68.7 *	-37.0	111.9 *	7.7					
1992 9	77.4	66.3	-8.7	116.8	6.1	84.4	75.6 *	-14.5	111.6 *	3.0					
1992 10	100.2	83.4	-8.4	120.2	10.5	92.9	80.7 *	-18.3	115.1 *	10.8					
1992 11	82.9	70.3	-19.0	117.9	8.4	93.2	85.9 *	-13.6	108.5 *	3.7					
1992 12	96.1	80.3	-28.5	119.7	8.4	125.9	109.8 *	-13.7	114.7 *	14.1					
1993 1	58.5	44.7	-41.3	130.8	11.8	80.6	65.4 *	-17.2	123.3 *	7.0					
1993 2	60.3	43.7	-45.2	138.1	18.8	84.4	69.6 *	-8.4	121.3 *	10.2					
1993 3	72.9	52.9	-40.9	137.8	20.1	88.1	73.0 *	-19.3	120.7 *	8.0					
1993 4	66.5	47.3	-40.7	140.5	20.3	85.3	72.6 *	-16.8	117.5 *	2.4					
1993 5	60.6	44.9	-42.1	135.0	15.4	82.1	65.3 *	-11.8	125.8 *	6.5					
1993 6	72.3	52.0	-32.1	139.0	22.4	103.9	92.2 *	19.6	112.7 *	2.4					
1993 7	66.4	48.4	-43.3	137.1	13.8	104.7	90.9 *	-0.2	115.2 *	1.3					
1993 8	46.4	33.0	-45.7	140.7	22.1	82.6	69.9 *	1.7	118.2 *	5.6					
1993 9	61.0	44.5	-32.9	137.0	17.3	99.3	82.7 *	9.4	120.1 *	7.6					
1993 10	58.8	43.7	-47.6	134.5	11.9	91.6	81.0 *	0.4	113.1 *	-1.7					
1993 11	52.2	39.7	-43.5	131.4	11.5	110.2	91.0 *	5.9	121.1 *	11.6					
1993 12	80.2	59.6	-25.8	134.5	12.4	145.0	119.9 *	9.2	120.9 *	5.4					

SITC 74: MASCH., APPARATE
UND GERAETE FUER
VERSCHIEDENE ZWECKE,
A.N.G., TEILE

SITC 74: GENERAL
INDUST. MACH. +
EQUIPMENT, N.E.S.,
MACHINE PARTS, N.E.S.

CTCI 74: MACH. ET APP.
INDUSTR. APPLIC. GEN.,
N.D.A., PARTIES ET PIECES
DET.

	Intra-EU Intra-EU Intra-UE					Extra-EU Extra-EU Extra-UE									
	VAL	VOL	VOL Δ%	UV	UV Δ%	VAL	VOL	VOL Δ%	UV	UV Δ%					
	Jährliche Indizes					Annual Indices					Indices annuels				
1989	90.1	95.0	:	94.8	:	92.2	91.8	:	100.4	:					
1990	100.0	100.0	5.3	100.0	5.5	100.0	100.0	8.9	100.0	-0.4					
1991	105.5	99.7	-0.3	105.8	5.8	108.3	101.0	1.0	107.2	7.2					
1992	107.1	96.5	-3.2	111.0	4.9	112.1	100.1	-0.9	112.0	4.5					
1993	83.7	72.0	-25.4	116.2	4.7	108.0	87.5	-12.6	123.4	10.2					
	Vierteljährliche Indizes					Quarterly Indices					Indices trimestriels				
1989 1	84.5	90.6	:	93.3	:	85.1	86.4	:	98.5	:					
1989 2	95.9	101.9	:	94.1	:	99.2	98.8	:	100.4	:					
1989 3	85.4	89.6	:	95.3	:	91.0	89.8	:	101.3	:					
1989 4	96.6	100.1	:	96.5	:	95.2	93.9	:	101.4	:					
1990 1	98.6	99.5	9.8	99.1	6.2	97.5	96.7	11.9	100.8	2.3					
1990 2	105.6	106.2	4.2	99.4	5.6	108.2	108.6	9.9	99.6	-0.8					
1990 3	93.7	93.1	3.9	100.6	5.6	95.0	95.4	6.2	99.6	-1.7					
1990 4	102.1	101.1	1.0	101.0	4.7	99.2	99.2	5.6	100.0	-1.4					
1991 1	102.8	98.3	-1.2	104.6	5.5	100.2	96.6	-0.1	103.7	2.9					
1991 2	111.8	106.7	0.5	104.8	5.4	118.7	110.6	1.8	107.3	7.7					
1991 3	99.3	93.1	0.0	106.7	6.1	107.0	97.5	2.2	109.7	10.1					
1991 4	106.9	99.8	-1.3	107.1	6.0	106.2	98.3	-0.9	108.0	8.0					
1992 1	109.7	99.2	0.9	110.6	5.7	111.4	99.3	2.8	112.2	8.2					
1992 2	113.7	103.0	-3.5	110.4	5.3	123.4	111.4	0.7	110.8	3.3					
1992 3	101.0	91.5	-1.7	110.4	3.5	107.0	97.0	-0.5	110.3	0.5					
1992 4	106.1	94.2	-5.6	112.6	5.1	109.1	95.0	-3.4	114.8	6.3					
1993 1	80.5	69.9	-29.5	115.1	4.1	101.8	83.3	-16.1	122.2	8.9					
1993 2	85.0	73.5	-28.6	115.7	4.8	117.2	97.3	-12.7	120.5	8.8					
1993 3	78.6	67.0	-26.8	117.3	6.3	103.9	83.0	-14.4	125.2	13.5					
1993 4	87.0	74.6	-20.8	116.6	3.6	109.0	86.3	-9.2	126.3	10.0					
	Monatliche Indizes					Monthly Indices					Indices mensuels				
1989 1	77.7	84.1	:	92.4	:	80.6	82.1	:	98.2	:					
1989 2	82.7	88.6	:	93.3	:	79.5	80.2	:	99.1	:					
1989 3	93.2	99.3	:	93.9	:	95.1	96.7	:	98.3	:					
1989 4	91.8	97.4	:	94.2	:	94.2	94.9	:	99.3	:					
1989 5	92.5	98.4	:	94.0	:	98.8	98.4	:	100.4	:					
1989 6	103.6	110.0	:	94.2	:	104.3	103.0	:	101.3	:					
1989 7	99.4	104.7	:	94.9	:	98.9	96.5	:	102.5	:					
1989 8	72.3	74.8	:	96.6	:	83.2	82.1	:	101.3	:					
1989 9	84.6	89.2	:	94.8	:	90.8	90.8	:	100.0	:					
1989 10	101.0	105.2	:	96.0	:	101.0	98.5	:	102.5	:					
1989 11	98.4	102.4	:	96.1	:	98.6	97.7	:	100.9	:					
1989 12	90.3	92.6	:	97.5	:	86.3	85.6	:	100.8	:					

EU Ausfuhr
SITC 74: MASCH., APPARATE
UND GERAETE FUER
VERSCHIEDENE ZWECKE,
A.N.G., TEILE

EU Exports
SITC 74: GENERAL
INDUST. MACH. +
EQUIPMENT, N.E.S.,
MACHINE PARTS, N.E.S.

Exportations UE
CTCI 74: MACH. ET APP.
INDUSTR. APPLIC. GEN.,
N.D.A., PARTIES ET PIECES
DET.

	Intra-EU Intra-EU Intra-UE					Extra-EU Extra-EU Extra-UE									
	VAL	VOL	VOL Δ%	UV	UV Δ%	VAL	VOL	VOL Δ%	UV	UV Δ%					
	Jährliche Indizes					Annual Indices					Indices annuels				
1989	91.0	95.8	:	95.0	:	94.1	97.2	:	96.8	:					
1990	100.0	100.0	4.4	100.0	5.3	100.0	100.0	2.9	100.0	3.3					
1991	104.9	99.7	-0.3	105.2	5.2	102.4	97.3	-2.7	105.2	5.2					
1992	106.7	96.8	-2.9	110.2	4.8	106.1	95.8	-1.5	110.7	5.2					
1993	96.4	78.4	-19.0	123.0	11.6	116.7	100.3	4.7	116.4	5.1					
	Vierteljährliche Indizes					Quarterly Indices					Indices trimestriels				
1989 1	85.9	92.6	:	92.8	:	86.4	90.9	:	95.1	:					
1989 2	96.4	102.0	:	94.5	:	97.2	101.3	:	96.0	:					
1989 3	85.6	89.4	:	95.7	:	93.0	95.2	:	97.7	:					
1989 4	95.8	98.9	:	96.9	:	103.7	105.6	:	98.2	:					
1990 1	99.1	100.5	8.5	98.6	6.3	100.6	101.6	11.8	99.0	4.1					
1990 2	105.6	106.6	4.5	99.1	4.9	101.0	101.6	0.3	99.4	3.5					
1990 3	93.2	92.6	3.6	100.7	5.2	95.2	94.6	-0.6	100.6	3.0					
1990 4	102.2	100.5	1.6	101.7	5.0	103.0	101.9	-3.5	101.1	3.0					
1991 1	103.7	99.6	-0.9	104.1	5.6	95.8	92.4	-9.1	103.7	4.7					
1991 2	110.4	105.7	-0.8	104.4	5.3	100.8	96.0	-5.5	105.0	5.6					
1991 3	98.5	93.3	0.8	105.6	4.9	100.5	94.4	-0.2	106.5	5.9					
1991 4	106.4	99.7	-0.8	106.7	4.9	112.8	106.7	4.7	105.7	4.5					
1992 1	108.3	99.4	-0.2	109.0	4.7	100.1	91.1	-1.4	109.9	6.0					
1992 2	112.0	102.1	-3.4	109.7	5.1	105.0	94.8	-1.3	110.8	5.5					
1992 3	101.3	91.6	-1.8	110.6	4.7	105.9	96.0	1.7	110.3	3.6					
1992 4	106.7	95.5	-4.2	111.7	4.7	117.7	105.5	-1.1	111.6	5.6					
1993 1	97.8	80.4	-19.1	121.6	11.6	105.6	91.5	0.4	115.4	5.0					
1993 2	99.5	81.3	-20.4	122.4	11.6	118.0	102.1	7.7	115.6	4.3					
1993 3	86.6	69.7	-23.9	124.3	12.4	115.0	98.6	2.7	116.6	5.7					
1993 4	98.0	79.0	-17.3	124.1	11.1	128.6	109.1	3.4	117.9	5.6					
	Monatliche Indizes					Monthly Indices					Indices mensuels				
1989 1	78.4	84.5	:	92.8	:	83.0	86.9	:	95.5	:					
1989 2	85.1	92.3	:	92.2	:	81.5	85.3	:	95.5	:					
1989 3	94.5	101.2	:	93.4	:	94.9	100.6	:	94.3	:					
1989 4	91.7	97.0	:	94.5	:	91.7	95.9	:	95.6	:					
1989 5	91.0	96.6	:	94.2	:	95.1	99.1	:	96.0	:					
1989 6	106.6	112.3	:	94.9	:	105.0	108.9	:	96.4	:					
1989 7	98.4	102.9	:	95.6	:	99.0	102.4	:	96.7	:					
1989 8	69.1	71.5	:	96.6	:	91.3	93.2	:	98.0	:					
1989 9	89.2	93.8	:	95.1	:	88.8	90.1	:	98.6	:					
1989 10	99.7	104.0	:	95.9	:	102.7	105.1	:	97.7	:					
1989 11	96.7	100.4	:	96.3	:	98.8	101.1	:	97.7	:					
1989 12	91.1	92.4	:	98.6	:	109.5	110.4	:	99.2	:					

SITC 74: MASCH., APPARATE
UND GERAETE FUER
VERSCHIEDENE ZWECKE,
A.N.G., TEILE

SITC 74: GENERAL
INDUST. MACH. +
EQUIPMENT, N.E.S.,
MACHINE PARTS, N.E.S.

CTCI 74: MACH. ET APP.
INDUSTR. APPLIC. GEN.,
N.D.A., PARTIES ET PIÈCES
DET.

	Intra-EU Intra-EU Intra-UE					Extra-EU Extra-EU Extra-UE									
	VAL	VOL	VOL Δ%	UV	UV Δ%	VAL	VOL	VOL Δ%	UV	UV Δ%					
	Monatliche Indizes					Monthly Indices					Indices mensuels				
1990 1	90.9	92.1	9.5	98.7	6.8	94.6	93.2	13.5	101.5	3.4					
1990 2	94.5	95.0	7.2	99.5	6.6	90.3	89.6	11.7	100.8	1.7					
1990 3	110.4	111.4	12.2	99.1	5.5	107.3	107.2	10.9	100.1	1.8					
1990 4	102.9	103.4	6.2	99.5	5.6	102.5	102.5	8.0	100.0	0.7					
1990 5	107.5	108.3	10.1	99.3	5.6	117.0	117.4	19.3	99.7	-0.7					
1990 6	106.1	106.8	-2.9	99.3	5.4	105.2	106.0	2.9	99.2	-2.1					
1990 7	113.2	113.1	8.0	100.1	5.5	105.3	104.1	7.9	101.2	-1.3					
1990 8	78.1	76.4	2.1	102.2	5.8	88.2	88.8	8.2	99.3	-2.0					
1990 9	89.8	89.8	0.7	100.0	5.5	91.5	93.3	2.8	98.1	-1.9					
1990 10	108.7	108.4	3.0	100.3	4.5	110.0	111.0	12.7	99.1	-3.3					
1990 11	104.3	104.1	1.7	100.2	4.3	103.5	103.8	6.2	99.7	-1.2					
1990 12	93.3	90.9	-1.8	102.6	5.2	84.3	82.9	-3.2	101.7	0.9					
1991 1	99.6	95.8	4.0	104.0	5.4	103.5	100.0	7.3	103.5	2.0					
1991 2	101.6	96.9	2.0	104.8	5.3	94.3	91.1	1.7	103.5	2.7					
1991 3	107.4	102.2	-8.3	105.1	6.1	102.9	98.8	-7.8	104.2	4.1					
1991 4	113.8	108.9	5.3	104.5	5.0	121.6	114.8	12.0	105.9	5.9					
1991 5	111.8	106.7	-1.5	104.8	5.5	119.2	110.8	-5.6	107.6	7.9					
1991 6	109.9	104.6	-2.1	105.1	5.8	115.3	106.3	0.3	108.5	9.4					
1991 7	122.9	115.1	1.8	106.8	6.7	122.5	112.0	7.6	109.4	8.1					
1991 8	77.0	71.6	-6.3	107.6	5.3	91.0	82.3	-7.3	110.6	11.4					
1991 9	98.1	92.7	3.2	105.8	5.8	107.3	98.2	5.3	109.3	11.4					
1991 10	111.7	105.1	-3.0	106.3	6.0	115.5	107.2	-3.4	107.7	8.7					
1991 11	107.3	100.3	-3.7	107.0	6.8	107.7	98.6	-5.0	109.2	9.5					
1991 12	101.4	93.9	3.3	108.0	5.3	95.3	89.0	7.4	107.1	5.3					
1992 1	98.8	88.5	-7.6	111.6	7.3	107.7	96.5	-3.5	111.6	7.8					
1992 2	109.2	99.0	2.2	110.3	5.2	104.6	93.3	2.4	112.1	8.3					
1992 3	121.0	109.9	7.5	110.1	4.8	122.0	108.1	9.4	112.9	8.3					
1992 4	115.9	104.9	-3.7	110.5	5.7	124.4	111.8	-2.6	111.3	5.1					
1992 5	110.9	100.7	-5.6	110.1	5.1	123.7	111.8	0.9	110.6	2.8					
1992 6	114.2	103.3	-1.2	110.6	5.2	122.2	110.7	4.1	110.4	1.8					
1992 7	124.4	113.0	-1.8	110.1	3.1	123.7	112.7	0.6	109.8	0.4					
1992 8	77.5	69.1	-3.5	112.1	4.2	89.0	79.8	-3.0	111.5	0.8					
1992 9	101.2	92.4	-0.3	109.5	3.5	108.3	98.5	0.3	109.9	0.5					
1992 10	112.5	100.8	-4.1	111.6	5.0	111.6	99.8	-6.9	111.8	3.8					
1992 11	101.9	91.2	-9.1	111.7	4.4	109.9	95.0	-3.7	115.7	6.0					
1992 12	103.9	90.6	-3.5	114.7	6.2	105.7	90.3	1.5	117.1	9.3					
1993 1	71.6	63.4	-28.4	113.0	1.3	92.7	77.0	-20.2	120.4	7.9					
1993 2	79.7	68.8	-30.5	115.9	5.1	96.6	78.3	-16.1	123.4	10.1					
1993 3	89.9	77.5	-29.5	116.0	5.4	116.1	94.6	-12.5	122.7	8.7					
1993 4	83.4	72.7	-30.7	114.7	3.8	118.8	99.1	-11.4	119.9	7.7					
1993 5	82.6	70.6	-29.9	117.0	6.3	112.7	93.7	-16.2	120.3	8.8					
1993 6	89.1	77.3	-25.2	115.3	4.2	120.2	99.2	-10.4	121.2	9.8					
1993 7	87.4	75.3	-33.4	116.1	5.4	112.3	89.8	-20.3	125.0	13.8					
1993 8	63.1	52.8	-23.6	119.5	6.6	92.3	72.3	-9.4	127.6	14.4					
1993 9	85.1	72.9	-21.1	116.8	6.7	107.4	87.0	-11.7	123.4	12.3					
1993 10	84.8	73.2	-27.4	115.9	3.9	109.7	86.5	-13.3	126.8	13.4					
1993 11	85.7	73.5	-19.4	116.6	4.4	113.3	89.5	-5.8	126.6	9.4					
1993 12	90.4	77.0	-15.0	117.4	2.4	104.0	82.9	-8.2	125.4	7.1					

**SITC 74: MASCH., APPARATE
UND GERAETE FUER
VERSCHIEDENE ZWECKE,
A.N.G., TEILE**

**SITC 74: GENERAL
INDUST. MACH. +
EQUIPMENT, N.E.S.,
MACHINE PARTS, N.E.S.**

**CTCI 74: MACH. ET APP.
INDUSTR. APPLIC. GEN.,
N.D.A., PARTIES ET PIECES
DET.**

	Intra-EU Intra-EU Intra-UE					Extra-EU Extra-EU Extra-UE									
	VAL	VOL	VOL Δ%	UV	UV Δ%	VAL	VOL	VOL Δ%	UV	UV Δ%					
	Monatliche Indizes					Monthly Indices					Indices mensuels				
1990 1	92.6	93.7	10.9	98.8	6.5	101.5	101.8	17.1	99.7	4.4					
1990 2	93.5	94.7	2.6	98.7	7.0	93.2	94.1	10.3	99.0	3.7					
1990 3	111.2	113.1	11.8	98.3	5.2	107.1	109.0	8.3	98.3	4.2					
1990 4	101.6	102.7	5.9	98.9	4.7	96.8	97.3	1.5	99.5	4.1					
1990 5	107.2	107.8	11.6	99.4	5.5	103.0	103.3	4.2	99.7	3.9					
1990 6	108.3	109.4	-2.6	99.0	4.3	103.1	104.0	-4.5	99.1	2.8					
1990 7	111.4	111.1	8.0	100.3	4.9	105.3	104.9	2.4	100.4	3.8					
1990 8	77.0	75.4	5.5	102.1	5.7	94.4	93.7	0.5	100.7	2.8					
1990 9	91.4	91.2	-2.8	100.2	5.4	85.7	85.2	-5.4	100.6	2.0					
1990 10	110.0	109.2	5.0	100.7	5.0	106.3	105.5	0.4	100.8	3.2					
1990 11	105.3	103.9	3.5	101.3	5.2	101.2	100.6	-0.5	100.6	3.0					
1990 12	91.7	88.6	-4.1	103.5	5.0	101.5	99.6	-9.8	101.9	2.7					
1991 1	100.1	96.7	3.2	103.5	4.8	98.8	96.6	-5.1	102.3	2.6					
1991 2	101.5	97.3	2.7	104.3	5.7	90.7	87.0	-7.5	104.3	5.4					
1991 3	109.5	104.9	-7.3	104.4	6.2	98.0	93.7	-14.0	104.6	6.4					
1991 4	112.5	108.4	5.6	103.8	5.0	98.9	94.0	-3.4	105.2	5.7					
1991 5	108.6	103.8	-3.7	104.6	5.2	103.6	98.8	-4.4	104.9	5.2					
1991 6	109.7	104.7	-4.3	104.8	5.9	99.8	95.2	-8.5	104.8	5.8					
1991 7	120.3	113.8	2.4	105.7	5.4	116.6	109.3	4.2	106.7	6.3					
1991 8	78.5	73.4	-2.7	106.9	4.7	94.1	87.9	-6.2	107.0	6.3					
1991 9	96.8	92.7	1.6	104.4	4.2	90.9	86.1	1.1	105.6	5.0					
1991 10	113.0	107.5	-1.6	105.1	4.4	111.8	106.7	1.1	104.8	4.0					
1991 11	105.1	99.0	-4.7	106.2	4.8	104.9	98.9	-1.7	106.1	5.5					
1991 12	101.0	92.7	4.6	108.9	5.2	121.6	114.4	14.9	106.3	4.3					
1992 1	99.1	91.1	-5.8	108.8	5.1	95.2	86.7	-10.2	109.8	7.3					
1992 2	107.1	97.9	0.6	109.4	4.9	95.7	87.2	0.2	109.7	5.2					
1992 3	119.0	109.4	4.3	108.8	4.2	109.2	99.3	6.0	110.0	5.2					
1992 4	116.3	105.8	-2.4	109.9	5.9	110.4	98.3	4.6	112.3	6.7					
1992 5	107.1	97.5	-6.1	109.8	5.0	100.4	91.6	-7.3	109.6	4.5					
1992 6	112.8	103.1	-1.5	109.4	4.4	104.4	94.4	-0.8	110.6	5.5					
1992 7	124.2	112.9	-0.8	110.0	4.1	123.2	111.2	1.7	110.8	3.8					
1992 8	76.1	67.6	-7.9	112.5	5.2	94.6	85.4	-2.8	110.8	3.6					
1992 9	103.7	94.4	1.8	109.9	5.3	99.7	91.3	6.0	109.2	3.4					
1992 10	116.0	104.7	-2.6	110.8	5.4	118.2	107.1	0.4	110.4	5.3					
1992 11	104.8	93.9	-5.2	111.6	5.1	107.8	95.5	-3.4	112.9	6.4					
1992 12	99.2	87.9	-5.2	112.8	3.6	127.3	114.1	-0.3	111.6	5.0					
1993 1	91.1	76.2	-16.4	119.5	9.8	94.7	82.1	-5.3	115.3	5.0					
1993 2	96.0	79.6	-18.7	120.6	10.2	107.3	93.6	7.3	114.6	4.5					
1993 3	106.2	85.4	-21.9	124.4	14.3	114.9	98.8	-0.5	116.3	5.7					
1993 4	98.4	79.5	-24.9	123.8	12.6	114.6	98.0	-0.3	116.9	4.1					
1993 5	95.5	78.3	-19.7	122.0	11.1	116.9	102.3	11.7	114.3	4.3					
1993 6	104.7	86.1	-16.5	121.6	11.2	122.4	105.8	12.1	115.7	4.6					
1993 7	99.9	80.6	-28.6	124.0	12.7	125.3	107.7	-3.1	116.3	5.0					
1993 8	65.7	51.9	-23.2	126.6	12.5	105.5	88.7	3.9	118.9	7.3					
1993 9	94.5	76.8	-18.6	123.1	12.0	114.3	99.4	8.9	115.0	5.3					
1993 10	98.2	79.8	-23.8	123.1	11.1	116.3	99.8	-6.8	116.5	5.5					
1993 11	96.4	78.5	-16.4	122.8	10.0	123.9	103.7	8.6	119.5	5.8					
1993 12	99.6	78.8	-10.4	126.4	12.1	145.7	123.9	8.6	117.6	5.4					

SITC 75: BUEROMASCHINEN
UND AUTOMATISCHE
DATENVERARBEITUNGSMAS
CHINEN

SITC 75: OFFICE
MACHINES AND
AUTOMATIC
DATA-PROCESSING
MACHINES

CTCI 75: MACH. ET APP.
BUREAU OU POUR
TRAITEMENT AUTOMAT. DE
L'INFORMATION

	Intra-EU Intra-EU Intra-UE					Extra-EU Extra-EU Extra-UE									
	VAL	VOL	VOL Δ%	UV	UV Δ%	VAL	VOL	VOL Δ%	UV	UV Δ%					
	Jährliche Indizes					Annual Indices					Indices annuels				
1989	93.9	92.6	:	101.4	:	98.9	92.3	:	107.2	:					
1990	100.0	100.0	8.0	100.0	-1.4	100.0	100.0	8.3	100.0	-6.7					
1991	105.6	103.4	3.4	102.1	2.1	109.9	107.5	7.5	102.2	2.2					
1992	106.5	105.9	2.4	100.6	-1.5	112.3	105.7	-1.7	106.2	3.9					
1993	103.3	95.1	-10.2	108.6	8.0	114.0	94.1	-11.0	121.1	14.0					
	Vierteljährliche Indizes					Quarterly Indices					Indices trimestriels				
1989 1	81.4	83.1	:	98.0	:	92.9	90.2	:	103.0	:					
1989 2	93.3	91.9	:	101.5	:	100.4	93.2	:	107.7	:					
1989 3	88.3	84.4	:	104.6	:	95.4	86.5	:	110.3	:					
1989 4	114.3	112.6	:	101.5	:	107.4	99.4	:	108.0	:					
1990 1	98.4	96.5	16.1	102.0	4.1	100.3	95.4	5.8	105.1	2.0					
1990 2	99.8	100.1	8.9	99.7	-1.8	99.9	97.4	4.5	102.6	-4.7					
1990 3	90.5	89.9	6.5	100.7	-3.7	92.7	93.8	8.4	98.8	-10.4					
1990 4	110.3	112.6	0.0	98.0	-3.4	104.5	110.7	11.4	94.4	-12.6					
1991 1	94.7	94.6	-2.0	100.1	-1.9	102.8	105.8	10.9	97.2	-7.5					
1991 2	102.3	100.3	0.2	102.0	2.3	112.3	107.4	10.3	104.6	1.9					
1991 3	97.0	91.6	1.9	105.9	5.2	103.1	98.1	4.6	105.1	6.4					
1991 4	126.9	125.8	11.7	100.9	3.0	122.8	120.2	8.6	102.2	8.3					
1992 1	105.7	104.3	10.3	101.3	1.2	110.5	105.7	-0.1	104.5	7.5					
1992 2	104.2	102.0	1.7	102.2	0.2	113.3	104.5	-2.7	108.4	3.6					
1992 3	93.8	90.1	-1.6	104.1	-1.7	99.9	96.9	-1.2	103.1	-1.9					
1992 4	126.1	130.7	3.9	96.5	-4.4	128.0	118.1	-1.7	108.4	6.1					
1993 1	100.8	92.7	-11.1	108.7	7.3	111.0	92.6	-12.4	119.9	14.7					
1993 2	96.8	89.4	-12.4	108.3	6.0	110.5	94.4	-9.7	117.1	8.0					
1993 3	87.4	79.7	-11.5	109.7	5.4	103.5	84.4	-12.9	122.6	18.9					
1993 4	122.5	113.3	-13.3	108.1	12.0	130.6	105.0	-11.1	124.4	14.8					
	Monatliche Indizes					Monthly Indices					Indices mensuels				
1989 1	78.7	78.9	:	99.7	:	91.9	90.9	:	101.1	:					
1989 2	78.6	81.0	:	97.0	:	85.2	83.4	:	102.1	:					
1989 3	87.4	89.6	:	97.5	:	101.6	96.3	:	105.5	:					
1989 4	86.3	86.2	:	100.1	:	99.4	94.1	:	105.6	:					
1989 5	86.2	85.1	:	101.3	:	94.6	89.0	:	106.3	:					
1989 6	106.9	104.2	:	102.6	:	107.0	96.4	:	111.0	:					
1989 7	86.4	84.6	:	102.1	:	95.3	85.1	:	112.0	:					
1989 8	78.4	75.5	:	103.9	:	92.3	83.6	:	110.4	:					
1989 9	100.1	93.1	:	107.5	:	98.4	90.6	:	108.6	:					
1989 10	107.1	105.8	:	101.2	:	109.8	102.5	:	107.1	:					
1989 11	111.4	114.0	:	97.7	:	108.8	99.9	:	108.9	:					
1989 12	124.6	118.1	:	105.5	:	103.5	95.8	:	108.0	:					

EU Ausfuhr
SITC 75: BUEROMASCHINEN
UND AUTOMATISCHE
DATENVERARBEITUNGSMAS-
CHINEN

EU Exports
SITC 75: OFFICE
MACHINES AND
AUTOMATIC
DATA-PROCESSING
MACHINES

Exportations UE
CTCI 75: MACH. ET APP.
BUREAU OU POUR
TRAITEMENT AUTOMAT. DE
L'INFORMATION

	Intra-EU Intra-EU Intra-UE					Extra-EU Extra-EU Extra-UE									
	VAL	VOL	VOL Δ%	UV	UV Δ%	VAL	VOL	VOL Δ%	UV	UV Δ%					
	Jährliche Indizes					Annual Indices					Indices annuels				
1989	99.0	99.3	:	99.7	:	101.9	100.3	:	101.6	:					
1990	100.0	100.0	0.7	100.0	0.3	100.0	100.0	-0.3	100.0	-1.6					
1991	100.1	98.0	-2.0	102.1	2.1	107.4	108.4	8.4	99.1	-0.9					
1992	96.6	93.8	-4.3	103.0	0.9	107.8	111.7	3.0	96.5	-2.6					
1993	103.0	92.2	-1.7	111.7	8.4	128.8	131.7	17.9	97.8	1.3					
	Vierteljährliche Indizes					Quarterly Indices					Indices trimestriels				
1989 1	83.6	88.8	:	94.1	:	93.3	94.8	:	98.4	:					
1989 2	96.4	95.5	:	100.9	:	101.0	96.7	:	104.4	:					
1989 3	94.1	91.4	:	103.0	:	97.0	93.0	:	104.3	:					
1989 4	116.7	116.2	:	100.4	:	118.4	118.8	:	99.7	:					
1990 1	100.4	101.2	14.0	99.2	5.4	99.1	97.9	3.3	101.2	2.8					
1990 2	103.4	105.5	10.5	98.0	-2.9	99.8	102.7	6.2	97.2	-6.9					
1990 3	91.7	87.9	-3.8	104.3	1.3	91.2	89.6	-3.7	101.8	-2.4					
1990 4	108.7	109.6	-5.7	99.2	-1.2	109.6	109.5	-7.8	100.1	0.4					
1991 1	88.2	92.5	-8.6	95.4	-3.8	96.8	99.5	1.6	97.3	-3.9					
1991 2	98.1	97.3	-7.8	100.8	2.9	105.2	108.9	6.0	96.6	-0.6					
1991 3	91.8	86.4	-1.7	106.2	1.8	103.5	100.9	12.6	102.6	0.8					
1991 4	122.0	115.5	5.4	105.6	6.5	124.6	125.0	14.2	99.7	-0.4					
1992 1	96.1	94.2	1.8	102.0	6.9	104.2	109.0	9.5	95.6	-1.7					
1992 2	96.6	90.3	-7.2	107.0	6.2	107.5	108.3	-0.6	99.3	2.8					
1992 3	85.2	80.5	-6.8	105.9	-0.3	101.5	103.9	3.0	97.7	-4.8					
1992 4	109.4	111.1	-3.8	98.5	-6.7	125.5	133.6	6.9	93.9	-5.8					
1993 1	92.9	84.4	-10.4	110.1	7.9	111.9	112.9	3.6	99.1	3.7					
1993 2	100.4	89.2	-1.2	112.5	5.1	122.9	124.3	14.8	98.9	-0.4					
1993 3	89.8	78.3	-2.7	114.7	8.3	124.6	130.1	25.2	95.8	-1.9					
1993 4	126.0	114.3	2.9	110.2	11.9	156.2	159.4	19.3	98.0	4.4					
	Monatliche Indizes					Monthly Indices					Indices mensuels				
1989 1	76.8	81.8	:	93.9	:	90.4	93.1	:	97.1	:					
1989 2	80.6	86.2	:	93.5	:	89.7	89.8	:	99.9	:					
1989 3	93.3	98.5	:	94.7	:	99.7	101.4	:	98.3	:					
1989 4	94.5	92.5	:	102.2	:	94.9	92.3	:	102.8	:					
1989 5	90.3	90.9	:	99.3	:	92.7	87.8	:	105.6	:					
1989 6	104.1	103.0	:	101.1	:	115.2	109.9	:	104.8	:					
1989 7	91.2	91.6	:	99.6	:	96.3	93.2	:	103.3	:					
1989 8	80.3	75.5	:	106.4	:	89.7	85.4	:	105.0	:					
1989 9	111.0	107.2	:	103.5	:	105.0	100.5	:	104.5	:					
1989 10	106.7	106.2	:	100.5	:	103.9	105.6	:	98.4	:					
1989 11	114.7	118.9	:	96.5	:	118.3	121.5	:	97.4	:					
1989 12	128.2	123.4	:	103.9	:	133.2	129.3	:	103.0	:					

SITC 75: BUEROMASCHINEN
UND AUTOMATISCHE
DATENVERARBEITUNGSMAS
CHINEN

SITC 75: OFFICE
MACHINES AND
AUTOMATIC
DATA-PROCESSING
MACHINES

CTCI 75: MACH. ET APP.
BUREAU OU POUR
TRAITEMENT AUTOMAT. DE
L'INFORMATION

	Intra-EU Intra-EU Intra-UE					Extra-EU Extra-EU Extra-UE									
	VAL	VOL	VOL Δ%	UV	UV Δ%	VAL	VOL	VOL Δ%	UV	UV Δ%					
	Monatliche Indizes					Monthly Indices					Indices mensuels				
1990 1	94.9	89.9	13.9	105.6	5.9	101.9	95.8	5.4	106.4	5.2					
1990 2	90.1	90.9	12.2	99.1	2.2	90.4	85.4	2.4	105.9	3.7					
1990 3	110.0	108.6	21.2	101.3	3.9	108.6	105.2	9.2	103.2	-2.2					
1990 4	97.1	96.5	11.9	100.6	0.5	98.1	94.4	0.3	103.9	-1.6					
1990 5	96.3	98.0	15.2	98.3	-3.0	102.2	100.4	12.8	101.8	-4.2					
1990 6	106.3	106.0	1.7	100.3	-2.2	99.5	97.5	1.1	102.1	-8.0					
1990 7	93.9	92.6	9.5	101.4	-0.7	100.9	99.1	16.5	101.8	-9.1					
1990 8	78.0	78.3	3.7	99.6	-4.1	84.1	86.3	3.2	97.4	-11.8					
1990 9	99.8	98.9	6.2	100.9	-6.1	93.2	96.1	6.1	97.0	-10.7					
1990 10	100.4	104.3	-1.4	96.3	-4.8	109.6	115.7	12.9	94.7	-11.6					
1990 11	112.4	116.4	2.1	96.6	-1.1	104.7	114.9	15.0	91.1	-16.3					
1990 12	118.1	116.9	-1.0	101.0	-4.3	99.1	101.4	5.8	97.7	-9.5					
1991 1	96.9	95.4	6.1	101.6	-3.8	102.7	107.4	12.1	95.6	-10.2					
1991 2	86.7	87.6	-3.6	99.0	-0.1	96.2	99.4	16.4	96.8	-8.6					
1991 3	100.6	101.0	-7.0	99.6	-1.7	109.4	110.6	5.1	98.9	-4.2					
1991 4	99.8	98.1	1.7	101.7	1.1	117.4	112.3	19.0	104.5	0.6					
1991 5	96.8	96.1	-1.9	100.7	2.4	111.0	108.4	8.0	102.4	0.6					
1991 6	110.2	106.5	0.5	103.5	3.2	108.6	101.5	4.1	107.0	4.8					
1991 7	105.1	98.4	6.3	106.8	5.3	109.9	101.3	2.2	108.5	6.6					
1991 8	84.3	78.9	0.8	106.9	7.3	93.8	91.9	6.5	102.1	4.8					
1991 9	101.7	97.5	-1.4	104.3	3.4	105.6	100.9	5.0	104.7	7.9					
1991 10	117.3	117.5	12.7	99.8	3.6	122.2	121.5	5.0	100.6	6.2					
1991 11	120.7	119.0	2.2	101.4	5.0	120.9	119.8	4.3	100.9	10.8					
1991 12	143.0	140.9	20.5	101.5	0.5	125.6	119.4	17.8	105.2	7.7					
1992 1	95.3	95.2	-0.2	100.1	-1.5	104.6	103.1	-4.0	101.5	6.2					
1992 2	98.2	98.9	12.9	99.3	0.3	101.2	96.3	-3.1	105.1	8.6					
1992 3	123.4	118.8	17.6	103.9	4.3	125.3	117.5	6.2	106.6	7.8					
1992 4	105.6	104.0	6.0	101.5	-0.2	118.9	107.8	-4.0	110.3	5.6					
1992 5	97.6	95.8	-0.3	101.9	1.2	106.1	98.0	-9.6	108.3	5.8					
1992 6	109.6	106.3	-0.2	103.1	-0.4	114.8	107.6	6.0	106.7	-0.3					
1992 7	100.2	92.5	-6.0	108.3	1.4	105.0	99.0	-2.3	106.1	-2.2					
1992 8	78.9	76.2	-3.4	103.6	-3.1	89.6	87.9	-4.4	101.9	-0.2					
1992 9	102.3	101.6	4.2	100.7	-3.5	104.9	103.8	2.9	101.1	-3.4					
1992 10	106.7	110.2	-6.2	96.8	-3.0	116.9	113.9	-6.3	102.6	2.0					
1992 11	114.9	123.3	3.6	93.2	-8.1	123.2	117.1	-2.3	105.2	4.3					
1992 12	156.7	158.4	12.4	98.9	-2.6	144.0	123.3	3.3	116.8	11.0					
1993 1	77.0	76.5	-19.6	100.7	0.6	109.0	87.6	-15.0	124.4	22.6					
1993 2	106.0	95.1	-3.8	111.5	12.3	101.3	86.1	-10.6	117.7	12.0					
1993 3	119.3	106.5	-10.4	112.0	7.8	123.0	104.2	-11.3	118.0	10.7					
1993 4	93.1	86.9	-16.4	107.1	5.5	114.8	97.0	-10.0	118.4	7.3					
1993 5	86.1	82.5	-13.9	104.4	2.5	99.1	84.7	-13.6	117.0	8.0					
1993 6	111.3	98.8	-7.1	112.7	9.3	117.6	101.5	-5.7	115.9	8.6					
1993 7	84.0	78.1	-15.6	107.6	-0.6	102.4	84.8	-14.3	120.7	13.8					
1993 8	79.9	69.7	-8.5	114.6	10.6	95.7	78.4	-10.8	122.1	19.8					
1993 9	98.3	91.2	-10.2	107.8	7.1	112.5	90.1	-13.2	124.9	23.5					
1993 10	104.8	96.7	-12.3	108.4	12.0	118.7	95.0	-16.6	124.9	21.7					
1993 11	115.4	105.3	-14.6	109.6	17.6	131.5	106.3	-9.2	123.7	17.6					
1993 12	147.0	137.8	-13.0	106.7	7.9	142.0	113.8	-7.7	124.8	6.8					

SITC 75: BUEROMASCHINEN
UND AUTOMATISCHE
DATENVERARBEITUNGSMAS
CHINEN

SITC 75: OFFICE
MACHINES AND
AUTOMATIC
DATA-PROCESSING
MACHINES

CTCI 75: MACH. ET APP.
BUREAU OU POUR
TRAITEMENT AUTOMAT. DE
L'INFORMATION

	Intra-EU Intra-EU Intra-UE					Extra-EU Extra-EU Extra-UE									
	VAL	VOL	VOL Δ%	UV	UV Δ%	VAL	VOL	VOL Δ%	UV	UV Δ%					
	Monatliche Indizes					Monthly Indices					Indices mensuels				
1990 1	89.5	90.1	10.1	99.3	5.8	92.2	88.6	-4.8	104.1	7.2					
1990 2	95.9	98.0	13.7	97.9	4.7	92.9	93.6	4.2	99.3	-0.6					
1990 3	115.8	115.5	17.3	100.3	5.9	112.0	111.4	9.9	100.5	2.2					
1990 4	95.8	101.5	9.7	94.4	-7.6	92.9	100.3	8.7	92.6	-9.9					
1990 5	105.0	106.2	16.8	98.9	-0.4	100.2	104.0	18.5	96.3	-8.8					
1990 6	109.2	108.7	5.5	100.5	-0.6	106.5	103.8	-5.6	102.6	-2.1					
1990 7	100.1	95.8	4.6	104.5	4.9	97.3	97.3	4.4	100.0	-3.2					
1990 8	75.4	74.7	-1.1	101.0	-5.1	84.5	84.2	-1.4	100.4	-4.4					
1990 9	99.4	93.2	-13.1	106.7	3.1	91.7	87.2	-13.2	105.2	0.7					
1990 10	103.0	106.1	-0.1	97.1	-3.4	99.7	101.8	-3.6	97.9	-0.5					
1990 11	103.0	105.5	-11.3	97.6	1.1	103.0	103.8	-14.6	99.2	1.8					
1990 12	120.3	117.3	-4.9	102.6	-1.3	126.1	122.9	-4.9	102.6	-0.4					
1991 1	80.6	85.6	-5.0	94.2	-5.1	94.6	96.5	8.9	98.0	-5.9					
1991 2	87.3	90.8	-7.3	96.1	-1.8	93.1	96.0	2.6	97.0	-2.3					
1991 3	96.8	101.0	-12.6	95.8	-4.5	102.7	105.8	-5.0	97.1	-3.4					
1991 4	94.3	96.3	-5.1	97.9	3.7	102.2	105.7	5.4	96.7	4.4					
1991 5	87.4	89.6	-15.6	97.6	-1.3	99.3	103.3	-0.7	96.1	-0.2					
1991 6	112.4	105.9	-2.6	106.1	5.6	114.1	117.6	13.3	97.0	-5.5					
1991 7	93.3	90.6	-5.4	103.0	-1.4	103.0	100.0	2.8	103.0	3.0					
1991 8	80.1	74.0	-0.9	108.3	7.2	98.7	97.4	15.7	101.3	0.9					
1991 9	101.9	94.7	1.6	107.6	0.8	109.0	105.3	20.8	103.5	-1.6					
1991 10	115.2	107.1	0.9	107.6	10.8	118.4	115.2	13.2	102.8	5.0					
1991 11	113.1	110.6	4.8	102.3	4.8	119.3	120.0	15.6	99.4	0.2					
1991 12	137.3	128.7	9.7	106.7	4.0	136.3	139.9	13.8	97.4	-5.1					
1992 1	86.8	84.7	-1.1	102.5	8.8	94.6	97.1	0.6	97.4	-0.6					
1992 2	94.0	93.4	2.9	100.6	4.7	100.0	104.8	9.2	95.4	-1.6					
1992 3	107.4	104.4	3.4	102.9	7.4	118.2	125.2	18.3	94.4	-2.8					
1992 4	98.1	89.7	-6.9	109.4	11.7	105.0	108.1	2.3	97.1	0.4					
1992 5	92.0	86.7	-3.2	106.1	8.7	107.3	104.6	1.3	102.6	6.8					
1992 6	99.6	94.5	-10.8	105.4	-0.7	110.3	112.2	-4.6	98.3	1.3					
1992 7	91.2	85.6	-5.5	106.5	3.4	111.8	110.5	10.5	101.2	-1.7					
1992 8	70.7	65.8	-11.1	107.4	-0.8	84.3	87.9	-9.8	95.9	-5.3					
1992 9	93.8	90.0	-5.0	104.2	-3.2	108.4	113.3	7.6	95.7	-7.5					
1992 10	95.2	96.7	-9.7	98.5	-8.5	110.1	118.5	2.9	92.9	-9.6					
1992 11	100.3	103.9	-6.1	96.5	-5.7	114.3	124.1	3.4	92.1	-7.3					
1992 12	132.6	132.6	3.0	100.0	-6.3	152.1	158.3	13.2	96.1	-1.3					
1993 1	65.4	60.2	-28.9	108.7	6.0	93.7	98.3	1.2	95.3	-2.2					
1993 2	98.6	88.9	-4.8	110.9	10.2	111.1	111.5	6.4	99.6	4.4					
1993 3	114.6	104.0	-0.4	110.2	7.1	130.8	128.9	3.0	101.5	7.5					
1993 4	88.3	82.1	-8.5	107.5	-1.7	121.5	119.8	10.8	101.4	4.4					
1993 5	101.3	86.1	-0.7	117.7	10.9	113.0	114.3	9.3	98.9	-3.6					
1993 6	111.4	99.3	5.1	112.2	6.5	134.2	138.8	23.7	96.7	-1.6					
1993 7	88.6	76.1	-11.1	116.4	9.3	122.9	123.4	11.7	99.6	-1.6					
1993 8	81.2	69.7	5.9	116.5	8.5	116.6	123.9	41.0	94.1	-1.9					
1993 9	99.6	89.1	-1.0	111.8	7.3	134.1	142.8	26.0	93.9	-1.9					
1993 10	112.1	98.4	1.8	113.9	15.6	146.3	152.6	28.8	95.9	3.2					
1993 11	119.9	105.3	1.3	113.9	18.0	145.5	152.4	22.8	95.5	3.7					
1993 12	146.0	139.3	5.1	104.8	4.8	176.7	173.2	9.4	102.0	6.1					

SITC 76: GERAETE F.
NACHRICHTENT.; BILD- U.
TONAUFN.- U.
-WIEDERGABEGERAETE

SITC 76: TELECOMMUNIC.
+ SOUND RECORDING +
REPROD. APPARATUS +
EQUIPMENT

CTCI 76: APP. ET
EQUIPEMENT DE
TELECOMMUNIC.,
ENREGISTR. REPROD. DU
SON

	Intra-EU Intra-EU Intra-UE					Extra-EU Extra-EU Extra-UE									
	VAL	VOL	VOL Δ%	UV	UV Δ%	VAL	VOL	VOL Δ%	UV	UV Δ%					
	Jährliche Indizes					Annual Indices					Indices annuels				
1989	87.5	84.4	:	103.7	:	94.1	86.7	:	108.5	:					
1990	100.0	100.0	18.5	100.0	-3.6	100.0	100.0	15.3	100.0	-7.8					
1991	106.7	106.2	6.2	100.5	0.5	111.0	107.9	7.9	102.9	2.9					
1992	103.2	99.2	-6.6	104.0	3.5	104.1	98.3	-8.9	105.9	2.9					
1993	96.3	88.8	-10.5	108.5	4.3	103.1	88.0	-10.5	117.2	10.7					
	Vierteljährliche Indizes					Quarterly Indices					Indices trimestriels				
1989 1	78.4	75.9	:	103.3	:	83.9	77.1	:	108.8	:					
1989 2	83.6	80.2	:	104.2	:	92.4	84.3	:	109.6	:					
1989 3	79.6	75.7	:	105.1	:	89.8	82.7	:	108.6	:					
1989 4	109.4	106.5	:	102.7	:	110.4	103.0	:	107.2	:					
1990 1	93.4	91.5	20.6	102.1	-1.2	89.2	84.9	10.1	105.1	-3.4					
1990 2	96.4	95.4	19.0	101.1	-3.0	93.6	92.6	9.8	101.1	-7.8					
1990 3	91.5	92.6	22.3	98.8	-6.0	95.4	97.2	17.5	98.1	-9.7					
1990 4	121.3	123.0	15.5	98.6	-4.0	122.1	125.6	21.9	97.2	-9.3					
1991 1	101.4	102.9	12.5	98.5	-3.5	100.7	101.6	19.7	99.1	-5.7					
1991 2	100.4	100.5	5.3	99.9	-1.2	108.8	105.3	13.7	103.3	2.2					
1991 3	95.8	94.8	2.4	101.1	2.3	105.2	100.5	3.4	104.7	6.7					
1991 4	127.0	124.4	1.1	102.1	3.5	129.2	124.0	-1.3	104.2	7.2					
1992 1	100.6	96.7	-6.0	104.0	5.6	100.2	94.6	-6.9	105.9	6.9					
1992 2	96.4	92.7	-7.8	104.0	4.1	100.4	94.1	-10.6	106.7	3.3					
1992 3	92.5	89.3	-5.8	103.6	2.5	96.5	92.7	-7.8	104.1	-0.6					
1992 4	126.4	121.4	-2.4	104.1	2.0	120.5	112.9	-9.0	106.7	2.4					
1993 1	86.0	79.1	-18.2	108.7	4.5	93.8	84.2	-11.0	111.4	5.2					
1993 2	89.0	82.3	-11.2	108.1	3.9	96.4	84.0	-10.7	114.8	7.6					
1993 3	87.0	79.8	-10.6	109.0	5.2	99.9	83.8	-9.6	119.2	14.5					
1993 4	118.8	109.8	-9.6	108.2	3.9	122.5	100.1	-11.3	122.4	14.7					
	Monatliche Indizes					Monthly Indices					Indices mensuels				
1989 1	73.6	70.4	:	104.5	:	86.9	80.7	:	107.7	:					
1989 2	75.7	73.9	:	102.4	:	79.7	73.5	:	108.4	:					
1989 3	86.1	83.5	:	103.1	:	85.2	77.2	:	110.3	:					
1989 4	83.0	80.1	:	103.6	:	91.2	84.8	:	107.6	:					
1989 5	81.5	77.8	:	104.7	:	92.8	84.3	:	110.1	:					
1989 6	86.4	82.8	:	104.3	:	93.3	83.9	:	111.2	:					
1989 7	80.2	75.7	:	105.9	:	84.2	77.0	:	109.3	:					
1989 8	64.2	61.4	:	104.6	:	82.0	75.9	:	108.1	:					
1989 9	94.1	89.9	:	104.7	:	103.3	95.2	:	108.5	:					
1989 10	106.9	103.4	:	103.4	:	115.5	106.3	:	108.7	:					
1989 11	114.2	110.1	:	103.7	:	117.6	109.4	:	107.5	:					
1989 12	107.2	106.0	:	101.1	:	98.2	93.3	:	105.2	:					

EU Ausfuhr
SITC 76: GERAETE F.
NACHRICHTENT.; BILD- U.
TONAUFN.- U.
-WIEDERGABEGERAETE

EU Exports
SITC 76: TELECOMMUNIC.
+ SOUND RECORDING +
REPROD. APPARATUS +
EQUIPMENT

Exportations UE
CTCI 76: APP. ET
EQUIPEMENT DE
TELECOMMUNIC.,
ENREGISTR. REPROD. DU
SON

	Intra-EU Intra-EU Intra-UE					Extra-EU Extra-EU Extra-UE									
	VAL	VOL	VOL Δ%	UV	UV Δ%	VAL	VOL	VOL Δ%	UV	UV Δ%					
	Jährliche Indizes					Annual Indices					Indices annuels				
1989	85.4	83.2	:	102.7	:	93.1	92.2	:	101.0	:					
1990	100.0	100.0	20.2	100.0	-2.6	100.0	100.0	8.5	100.0	-1.0					
1991	104.8	103.6	3.6	101.2	1.2	108.5	108.4	8.4	100.1	0.1					
1992	100.7	99.6	-3.9	101.1	-0.1	116.6	111.8	3.1	104.3	4.2					
1993	110.6	102.9	3.3	107.5	6.3	133.0	123.0	10.0	108.1	3.6					
	Vierteljährliche Indizes					Quarterly Indices					Indices trimestriels				
1989 1	79.7	77.6	:	102.7	:	87.4	86.0	:	101.6	:					
1989 2	83.1	80.1	:	103.8	:	94.1	91.4	:	102.9	:					
1989 3	76.1	73.9	:	103.0	:	88.7	88.6	:	100.1	:					
1989 4	102.8	101.3	:	101.5	:	110.4	110.7	:	99.7	:					
1990 1	92.5	89.4	15.2	103.5	0.8	100.3	96.6	12.3	103.8	2.2					
1990 2	96.0	95.8	19.6	100.2	-3.5	93.8	93.9	2.7	99.9	-2.9					
1990 3	93.1	93.8	26.9	99.3	-3.6	96.0	98.4	11.1	97.6	-2.5					
1990 4	117.3	119.9	18.4	97.8	-3.6	109.2	110.3	-0.4	99.0	-0.7					
1991 1	102.1	101.9	14.0	100.2	-3.2	106.2	106.1	9.8	100.1	-3.6					
1991 2	100.7	99.3	3.7	101.4	1.2	100.2	101.7	8.3	98.5	-1.4					
1991 3	93.8	92.2	-1.7	101.7	2.4	103.7	102.3	4.0	101.4	3.9					
1991 4	121.7	119.7	-0.2	101.7	4.0	125.4	124.8	13.1	100.5	1.5					
1992 1	101.2	102.4	0.5	98.8	-1.4	107.4	103.6	-2.4	103.7	3.6					
1992 2	94.7	93.5	-5.8	101.3	-0.1	111.1	106.0	4.2	104.8	6.4					
1992 3	92.5	90.2	-2.2	102.5	0.8	116.9	112.7	10.2	103.7	2.3					
1992 4	119.5	117.2	-2.1	102.0	0.3	141.4	134.8	8.0	104.9	4.4					
1993 1	101.5	94.8	-7.4	107.1	8.4	112.0	103.0	-0.6	108.7	4.8					
1993 2	101.3	95.3	1.9	106.3	4.9	123.3	115.0	8.5	107.2	2.3					
1993 3	102.2	96.2	6.7	106.2	3.6	132.9	124.9	10.8	106.4	2.6					
1993 4	131.8	119.9	2.3	109.9	7.7	164.0	149.4	10.8	109.8	4.7					
	Monatliche Indizes					Monthly Indices					Indices mensuels				
1989 1	74.2	71.8	:	103.4	:	84.0	82.8	:	101.4	:					
1989 2	78.2	76.4	:	102.3	:	81.6	79.2	:	103.0	:					
1989 3	86.7	84.6	:	102.5	:	96.6	95.9	:	100.7	:					
1989 4	81.6	78.3	:	104.2	:	89.5	85.2	:	105.0	:					
1989 5	77.7	75.1	:	103.4	:	84.1	83.2	:	101.1	:					
1989 6	90.2	86.8	:	103.9	:	108.6	105.8	:	102.6	:					
1989 7	74.9	72.8	:	102.9	:	89.5	89.8	:	99.7	:					
1989 8	61.5	60.5	:	101.6	:	83.0	83.2	:	99.8	:					
1989 9	91.8	88.3	:	104.0	:	93.5	92.7	:	100.9	:					
1989 10	100.9	100.5	:	100.4	:	103.2	104.7	:	98.6	:					
1989 11	107.6	107.0	:	100.6	:	112.1	112.5	:	99.6	:					
1989 12	100.0	96.5	:	103.6	:	115.8	115.0	:	100.7	:					

SITC 76: GERAETE F.
NACHRICHTENT.; BILD- U.
TONAUFN.- U.
-WIEDERGABEGERAETE

SITC 76: TELECOMMUNIC.
+ SOUND RECORDING +
REPROD. APPARATUS +
EQUIPMENT

CTCI 76: APP. ET
EQUIPEMENT DE
TELECOMMUNIC.,
ENREGISTR. REPROD. DU
SON

	Intra-EU Intra-EU Intra-UE					Extra-EU Extra-EU Extra-UE									
	VAL	VOL	VOL Δ%	UV	UV Δ%	VAL	VOL	VOL Δ%	UV	UV Δ%					
	Monatliche Indizes					Monthly Indices					Indices mensuels				
1990 1	90.1	87.9	24.9	102.5	-1.9	91.7	87.4	8.3	104.9	-2.6					
1990 2	86.7	85.8	16.1	101.1	-1.3	80.4	76.8	4.5	104.7	-3.4					
1990 3	103.2	100.7	20.6	102.5	-0.6	95.7	90.5	17.2	105.7	-4.2					
1990 4	90.3	87.8	9.6	102.9	-0.7	92.0	89.0	5.0	103.4	-3.9					
1990 5	102.5	102.7	32.0	99.8	-4.7	99.0	98.2	16.5	100.8	-8.4					
1990 6	96.2	95.5	15.3	100.7	-3.5	90.1	90.7	8.1	99.3	-10.7					
1990 7	92.1	92.6	22.3	99.5	-6.0	86.2	86.1	11.8	100.1	-8.4					
1990 8	80.2	80.2	30.6	100.0	-4.4	95.6	98.2	29.4	97.4	-9.9					
1990 9	102.3	105.0	16.8	97.4	-7.0	104.4	107.4	12.8	97.2	-10.4					
1990 10	124.3	126.8	22.6	98.0	-5.2	129.0	132.7	24.8	97.2	-10.6					
1990 11	134.8	135.8	23.3	99.3	-4.2	131.4	135.6	23.9	96.9	-9.9					
1990 12	104.7	106.6	0.6	98.2	-2.9	105.8	108.5	16.3	97.5	-7.3					
1991 1	100.0	102.8	17.0	97.3	-5.1	108.8	110.3	26.2	98.6	-6.0					
1991 2	100.1	101.5	18.3	98.6	-2.5	92.5	93.3	21.5	99.1	-5.3					
1991 3	103.9	104.3	3.6	99.6	-2.8	101.0	101.3	11.9	99.7	-5.7					
1991 4	102.3	102.4	16.6	99.9	-2.9	116.8	113.0	27.0	103.4	0.0					
1991 5	103.3	103.3	0.6	100.0	0.2	108.6	104.8	6.7	103.6	2.8					
1991 6	95.6	95.9	0.4	99.7	-1.0	100.8	98.1	8.2	102.8	3.5					
1991 7	100.0	98.6	6.5	101.4	1.9	103.2	98.4	14.3	104.9	4.8					
1991 8	75.3	74.3	-7.4	101.3	1.3	95.0	88.8	-9.6	107.0	9.9					
1991 9	112.3	111.4	6.1	100.8	3.5	117.5	114.3	6.4	102.8	5.8					
1991 10	135.7	132.9	4.8	102.1	4.2	138.9	133.7	0.8	103.9	6.9					
1991 11	131.9	130.2	-4.1	101.3	2.0	137.8	131.9	-2.7	104.5	7.8					
1991 12	113.5	110.2	3.4	103.0	4.9	110.7	106.4	-1.9	104.0	6.7					
1992 1	99.7	96.8	-5.8	103.0	5.9	100.0	95.4	-13.5	104.8	6.3					
1992 2	97.7	95.1	-6.3	102.7	4.2	95.3	90.8	-2.7	105.0	6.0					
1992 3	104.6	98.3	-5.8	106.4	6.8	105.4	97.8	-3.5	107.8	8.1					
1992 4	100.7	96.4	-5.9	104.5	4.6	105.0	99.8	-11.7	105.2	1.7					
1992 5	96.2	91.9	-11.0	104.7	4.7	98.8	91.9	-12.3	107.5	3.8					
1992 6	92.1	89.8	-6.4	102.6	2.9	97.4	90.6	-7.6	107.5	4.6					
1992 7	96.7	93.3	-5.4	103.6	2.2	96.7	91.8	-6.7	105.3	0.4					
1992 8	73.7	71.1	-4.3	103.7	2.4	83.6	80.1	-9.8	104.4	-2.4					
1992 9	107.3	103.6	-7.0	103.6	2.8	109.5	106.4	-6.9	102.9	0.1					
1992 10	128.8	124.7	-6.2	103.3	1.2	124.6	118.4	-11.4	105.2	1.3					
1992 11	128.6	124.1	-4.7	103.6	2.3	122.7	116.2	-11.9	105.6	1.1					
1992 12	121.7	115.5	4.8	105.4	2.3	114.0	104.0	-2.3	109.6	5.4					
1993 1	76.5	70.4	-27.3	108.6	5.4	94.3	87.1	-8.7	108.3	3.3					
1993 2	84.6	77.1	-18.9	109.7	6.8	86.9	78.3	-13.8	111.0	5.7					
1993 3	97.1	89.9	-8.5	108.0	1.5	100.0	87.2	-10.8	114.7	6.4					
1993 4	88.7	83.5	-13.4	106.2	1.6	100.7	86.4	-13.4	116.6	10.8					
1993 5	84.2	77.4	-15.8	108.8	3.9	88.9	77.4	-15.8	114.9	6.9					
1993 6	94.0	86.0	-4.2	109.3	6.5	99.7	88.3	-2.5	112.9	5.0					
1993 7	82.4	75.0	-19.6	109.8	6.0	94.0	79.3	-13.6	118.6	12.6					
1993 8	73.9	66.4	-6.6	111.3	7.3	89.7	76.2	-4.9	117.7	12.7					
1993 9	105.0	98.1	-5.3	107.0	3.3	115.8	95.9	-9.9	120.7	17.3					
1993 10	117.4	107.7	-13.6	109.0	5.5	121.8	100.6	-15.0	121.1	15.1					
1993 11	120.4	109.4	-11.8	110.1	6.3	129.7	106.1	-8.7	122.2	15.7					
1993 12	118.8	112.4	-2.7	105.7	0.3	116.3	93.7	-9.9	124.1	13.2					

SITC 76: GERAETE F.
NACHRICHTENT.; BILD- U.
TONAUFN.- U.
-WIEDERGABEGERAETE

SITC 76: TELECOMMUNIC.
+ SOUND RECORDING +
REPROD. APPARATUS +
EQUIPMENT

CTCI 76: APP. ET
EQUIPEMENT DE
TELECOMMUNIC.,
ENREGISTR. REPROD. DU
SON

	Intra-EU Intra-EU Intra-UE					Extra-EU Extra-EU Extra-UE									
	VAL	VOL	VOL Δ%	UV	UV Δ%	VAL	VOL	VOL Δ%	UV	UV Δ%					
	Monatliche Indizes					Monthly Indices					Indices mensuels				
1990 1	88.6	85.1	18.5	104.1	0.7	97.1	93.5	12.9	103.9	2.5					
1990 2	83.5	80.8	5.8	103.4	1.1	93.7	89.4	12.9	104.8	1.7					
1990 3	105.5	102.4	21.0	103.0	0.5	109.9	107.0	11.6	102.7	2.0					
1990 4	88.4	88.7	13.3	99.7	-4.3	85.5	87.9	3.2	97.3	-7.3					
1990 5	99.5	98.9	31.7	100.6	-2.7	95.0	93.0	11.8	102.2	1.1					
1990 6	100.0	99.9	15.1	100.1	-3.7	100.7	100.6	-4.9	100.1	-2.4					
1990 7	93.7	96.0	31.9	97.6	-5.2	108.5	113.3	26.2	95.8	-3.9					
1990 8	79.5	79.0	30.6	100.6	-1.0	91.0	90.9	9.3	100.1	0.3					
1990 9	106.3	106.4	20.5	99.9	-3.9	88.7	91.0	-1.8	97.5	-3.4					
1990 10	121.5	123.1	22.5	98.7	-1.7	100.6	102.0	-2.6	98.6	0.0					
1990 11	124.4	127.9	19.5	97.3	-3.3	114.7	114.1	1.4	100.5	0.9					
1990 12	105.8	108.6	12.5	97.4	-6.0	112.3	114.8	-0.2	97.8	-2.9					
1991 1	96.6	96.4	13.3	100.2	-3.7	119.5	119.1	27.4	100.3	-3.5					
1991 2	99.8	100.4	24.3	99.4	-3.9	96.3	96.1	7.5	100.2	-4.4					
1991 3	110.0	109.0	6.4	100.9	-2.0	102.8	103.0	-3.7	99.8	-2.8					
1991 4	105.9	104.7	18.0	101.1	1.4	101.5	101.6	15.6	99.9	2.7					
1991 5	99.2	97.9	-1.0	101.3	0.7	100.8	106.2	14.2	94.9	-7.1					
1991 6	96.7	95.1	-4.8	101.7	1.6	98.1	97.2	-3.4	100.9	0.8					
1991 7	105.1	102.0	6.3	103.0	5.5	121.5	117.5	3.7	103.4	7.9					
1991 8	71.8	71.7	-9.2	100.2	-0.4	94.1	92.3	1.5	102.0	1.9					
1991 9	104.3	103.0	-3.2	101.3	1.4	95.5	97.1	6.7	98.4	0.9					
1991 10	129.6	129.7	5.4	99.9	1.2	126.8	125.9	23.4	100.7	2.1					
1991 11	129.5	126.1	-1.4	102.7	5.5	114.8	113.7	-0.4	101.0	0.5					
1991 12	106.1	103.3	-4.9	102.7	5.4	134.5	134.6	17.2	99.9	2.1					
1992 1	101.0	102.6	6.4	98.4	-1.8	103.3	101.0	-15.2	102.3	2.0					
1992 2	98.7	101.3	0.9	97.4	-2.0	103.8	102.0	6.1	101.8	1.6					
1992 3	104.1	103.4	-5.1	100.7	-0.2	115.0	107.8	4.7	106.7	6.9					
1992 4	96.5	95.3	-9.0	101.3	0.2	122.3	114.7	12.9	106.6	6.7					
1992 5	100.3	98.0	0.1	102.3	1.0	107.5	99.8	-6.0	107.7	13.5					
1992 6	87.4	87.2	-8.3	100.2	-1.5	103.6	103.6	6.6	100.0	-0.9					
1992 7	97.1	93.1	-8.7	104.3	1.3	120.6	114.2	-2.8	105.6	2.1					
1992 8	69.3	67.9	-5.3	102.1	1.9	107.8	104.3	13.0	103.4	1.4					
1992 9	110.8	109.6	6.4	101.1	-0.2	122.3	119.7	23.3	102.2	3.9					
1992 10	126.1	122.8	-5.3	102.7	2.8	128.5	121.1	-3.8	106.1	5.4					
1992 11	120.9	120.4	-4.5	100.4	-2.2	133.5	128.4	12.9	104.0	3.0					
1992 12	111.7	108.4	4.9	103.0	0.3	162.3	154.9	15.1	104.8	4.9					
1993 1	99.2	93.0	-9.4	106.7	8.4	92.3	82.2 *	-18.6	112.3 *	9.8					
1993 2	97.2	91.1	-10.1	106.7	9.5	108.3	99.0	-2.9	109.4	7.5					
1993 3	108.0	100.3	-3.0	107.7	7.0	135.1	127.7	18.5	105.8	-0.8					
1993 4	99.0	93.2	-2.2	106.2	4.8	121.3	114.2	-0.4	106.2	-0.4					
1993 5	95.6	90.3	-7.9	105.9	3.5	105.9	100.1	0.3	105.8	-1.8					
1993 6	109.2	102.4	17.4	106.6	6.4	142.6	130.7	26.2	109.1	9.1					
1993 7	99.7	91.7	-1.5	108.7	4.2	143.2	134.8	18.0	106.2	0.6					
1993 8	82.5	77.8	14.6	106.0	3.8	130.4	125.5	20.3	103.9	0.5					
1993 9	124.3	119.2	8.8	104.3	3.2	125.2	114.3	-4.5	109.5	7.1					
1993 10	130.4	119.5	-2.7	109.1	6.2	155.6	139.8	15.4	111.3	4.9					
1993 11	134.2	125.3	4.1	107.1	6.7	161.2	145.4	13.2	110.9	6.6					
1993 12	130.4	114.8	5.9	113.6	10.3	175.2	162.8	5.1	107.6	2.7					

SITC 77: ELEKT. MASCHINEN,
APPARATE, GERAETE UND
EINRICHTUNGEN, A.N.G.
TEILE

SITC 77: ELECTR. MACH,
APP. + APPLIANCES,
N.E.S. + ELECTR. PARTS
THEREOF

CTCI 77: MACH. ET APP.
ELECTR., N.D.A., PARTIES ET
PIECES DETACHEES
ELECTR.

	Intra-EU Intra-EU Intra-UE					Extra-EU Extra-EU Extra-UE									
	VAL	VOL	VOL Δ%	UV	UV Δ%	VAL	VOL	VOL Δ%	UV	UV Δ%					
	Jährliche Indizes					Annual Indices					Indices annuels				
1989	92.2	93.8	:	98.3	:	98.1	92.5	:	106.1	:					
1990	100.0	100.0	6.6	100.0	1.7	100.0	100.0	8.1	100.0	-5.7					
1991	106.6	102.4	2.4	104.1	4.1	113.3	108.4	8.4	104.5	4.5					
1992	110.7	103.9	1.5	106.5	2.3	115.0	107.0	-1.3	107.5	2.9					
1993	103.2	94.2	-9.3	109.6	2.9	133.4	110.8	3.6	120.4	12.0					
	Vierteljährliche Indizes					Quarterly Indices					Indices trimestriels				
1989 1	87.9	90.2	:	97.5	:	92.1	86.5	:	106.5	:					
1989 2	95.4	97.5	:	97.8	:	102.9	96.2	:	107.0	:					
1989 3	85.5	85.3	:	100.2	:	97.3	90.9	:	107.0	:					
1989 4	102.2	104.6	:	97.7	:	101.4	97.5	:	104.0	:					
1990 1	100.7	99.8	10.6	100.9	3.5	99.1	97.3	12.5	101.8	-4.4					
1990 2	100.7	100.8	3.4	99.9	2.1	101.2	100.6	4.6	100.6	-6.0					
1990 3	92.6	92.9	8.9	99.7	-0.5	97.1	98.2	8.0	98.9	-7.6					
1990 4	106.0	106.5	1.8	99.5	1.8	102.5	103.7	6.4	98.8	-5.0					
1991 1	103.6	102.1	2.3	101.5	0.6	102.4	102.1	4.9	100.3	-1.5					
1991 2	108.3	105.0	4.2	103.1	3.2	116.0	110.7	10.0	104.8	4.2					
1991 3	101.4	95.0	2.3	106.7	7.0	115.2	108.5	10.5	106.2	7.4					
1991 4	112.5	106.7	0.2	105.4	5.9	119.5	112.3	8.3	106.4	7.7					
1992 1	111.4	106.0	3.8	105.1	3.5	115.7	107.5	5.3	107.6	7.3					
1992 2	110.0	103.7	-1.2	106.1	2.9	116.0	108.2	-2.3	107.2	2.3					
1992 3	103.0	96.3	1.4	107.0	0.3	111.0	104.6	-3.6	106.1	-0.1					
1992 4	121.3	112.4	5.3	107.9	2.4	120.2	110.0	-2.0	109.3	2.7					
1993 1	93.4	86.2	-18.7	108.4	3.1	119.8	102.5	-4.7	116.9	8.6					
1993 2	100.2	91.8	-11.5	109.2	2.9	131.8	111.8	3.3	117.9	10.0					
1993 3	96.8	88.6	-8.0	109.2	2.1	131.8	107.8	3.1	122.3	15.3					
1993 4	115.6	104.0	-7.5	111.2	3.1	148.5	119.5	8.6	124.3	13.7					
	Monatliche Indizes					Monthly Indices					Indices mensuels				
1989 1	83.8	86.8	:	96.6	:	86.2	81.7	:	105.5	:					
1989 2	86.7	88.7	:	97.7	:	90.4	84.7	:	106.7	:					
1989 3	93.5	95.1	:	98.3	:	99.7	93.0	:	107.2	:					
1989 4	92.1	94.8	:	97.1	:	98.8	93.4	:	105.8	:					
1989 5	90.0	92.3	:	97.5	:	99.1	92.9	:	106.7	:					
1989 6	104.1	105.4	:	98.8	:	110.9	102.3	:	108.4	:					
1989 7	90.0	89.1	:	101.0	:	95.7	88.5	:	108.1	:					
1989 8	73.0	73.4	:	99.5	:	92.4	86.4	:	107.0	:					
1989 9	93.5	93.5	:	100.0	:	103.5	97.7	:	105.9	:					
1989 10	109.7	113.1	:	97.0	:	109.8	104.5	:	105.1	:					
1989 11	104.0	107.0	:	97.2	:	104.4	101.8	:	102.6	:					
1989 12	92.7	93.7	:	98.9	:	89.8	86.2	:	104.2	:					

SITC 77: ELEKT. MASCHINEN,
APPARATE, GERAETE UND
EINRICHTUNGEN, A.N.G.
TEILE

SITC 77: ELECTR. MACH,
APP. + APPLIANCES,
N.E.S. + ELECTR. PARTS
THEREOF

CTCI 77: MACH. ET APP.
ELECTR., N.D.A., PARTIES ET
PIECES DETACHEES
ELECTR.

	Intra-EU Intra-EU Intra-UE					Extra-EU Extra-EU Extra-UE									
	VAL	VOL	VOL Δ%	UV	UV Δ%	VAL	VOL	VOL Δ%	UV	UV Δ%					
	Jährliche Indizes					Annual Indices					Indices annuels				
1989	94.2	95.2	:	99.0	:	96.9	95.5	:	101.5	:					
1990	100.0	100.0	5.0	100.0	1.0	100.0	100.0	4.7	100.0	-1.5					
1991	107.3	104.8	4.8	102.4	2.4	108.4	107.0	7.0	101.3	1.3					
1992	114.8	109.2	4.2	105.1	2.6	115.6	110.5	3.3	104.6	3.3					
1993	120.3	106.4	-2.6	113.1	7.6	136.3	124.4	12.6	109.6	4.8					
	Vierteljährliche Indizes					Quarterly Indices					Indices trimestriels				
1989 1	90.2	92.6	:	97.4	:	91.9	92.4	:	99.5	:					
1989 2	96.4	96.3	:	100.1	:	98.9	96.8	:	102.2	:					
1989 3	87.4	87.8	:	99.5	:	95.7	94.1	:	101.7	:					
1989 4	102.9	103.9	:	99.0	:	106.4	103.9	:	102.4	:					
1990 1	102.0	101.2	9.3	100.8	3.5	100.9	100.3	8.5	100.6	1.1					
1990 2	100.2	101.1	5.0	99.1	-1.0	99.6	100.2	3.5	99.4	-2.7					
1990 3	92.4	92.4	5.2	100.0	0.5	96.3	96.1	2.1	100.2	-1.5					
1990 4	106.6	106.5	2.5	100.1	1.1	103.9	104.0	0.1	99.9	-2.4					
1991 1	105.9	105.7	4.4	100.2	-0.6	101.4	101.9	1.6	99.5	-1.1					
1991 2	108.1	106.8	5.6	101.2	2.1	107.7	107.2	7.0	100.5	1.1					
1991 3	101.2	96.6	4.5	104.8	4.8	108.8	105.3	9.6	103.3	3.1					
1991 4	112.4	108.4	1.8	103.7	3.6	115.1	113.1	8.8	101.8	1.9					
1992 1	116.1	111.5	5.5	104.1	3.9	111.3	107.0	5.0	104.0	4.5					
1992 2	113.1	109.1	2.2	103.7	2.5	113.3	108.0	0.7	104.9	4.4					
1992 3	109.5	103.6	7.2	105.7	0.9	116.2	111.2	5.6	104.5	1.2					
1992 4	123.3	115.3	6.4	106.9	3.1	130.1	123.8	9.5	105.1	3.2					
1993 1	115.4	103.0	-7.6	112.0	7.6	119.9	110.2	3.0	108.8	4.6					
1993 2	112.5	98.7	-9.5	114.0	9.9	132.5	120.8	11.9	109.7	4.6					
1993 3	110.3	98.0	-5.4	112.6	6.5	135.5	123.0	10.6	110.2	5.5					
1993 4	131.1	115.1	-0.2	113.9	6.5	155.4	141.7	14.5	109.7	4.4					
	Monatliche Indizes					Monthly Indices					Indices mensuels				
1989 1	83.9	86.9	:	96.6	:	87.2	88.1	:	99.0	:					
1989 2	90.2	92.8	:	97.2	:	87.4	87.4	:	100.0	:					
1989 3	96.4	98.1	:	98.3	:	101.2	101.8	:	99.4	:					
1989 4	92.7	93.4	:	99.3	:	94.1	93.4	:	100.8	:					
1989 5	89.9	89.5	:	100.5	:	93.2	91.6	:	101.7	:					
1989 6	106.5	106.0	:	100.5	:	109.6	105.5	:	103.9	:					
1989 7	92.9	93.9	:	98.9	:	97.5	96.1	:	101.5	:					
1989 8	71.1	71.3	:	99.7	:	91.8	89.4	:	102.7	:					
1989 9	98.2	98.2	:	100.0	:	97.7	96.8	:	100.9	:					
1989 10	109.2	111.5	:	97.9	:	107.7	105.0	:	102.6	:					
1989 11	105.1	106.3	:	98.9	:	106.5	103.9	:	102.5	:					
1989 12	94.2	93.8	:	100.4	:	105.0	102.7	:	102.2	:					

SITC 77: ELEKT. MASCHINEN,
APPARATE, GERAETE UND
EINRICHTUNGEN, A.N.G.
TEILE

SITC 77: ELECTR. MACH,
APP. + APPLIANCES,
N.E.S. + ELECTR. PARTS
THEREOF

CTCI 77: MACH. ET APP.
ELECTR., N.D.A., PARTIES ET
PIECES DETACHEES
ELECTR.

	Intra-EU Intra-EU Intra-UE					Extra-EU Extra-EU Extra-UE					
	VAL	VOL	VOL Δ%	UV	UV Δ%	VAL	VOL	VOL Δ%	UV	UV Δ%	
	Monatliche Indizes			Monthly Indices			Indices mensuels				
1990 1	96.9	96.3	10.9	100.6	4.1	100.0	98.7	20.8	101.3	-4.0	
1990 2	94.6	94.1	6.1	100.5	2.9	91.7	89.7	5.9	102.2	-4.2	
1990 3	110.6	108.9	14.5	101.6	3.4	105.6	103.6	11.4	101.9	-4.9	
1990 4	100.2	99.9	5.4	100.3	3.3	98.4	97.0	3.9	101.4	-4.2	
1990 5	103.4	103.7	12.4	99.7	2.3	105.8	107.0	15.2	98.9	-7.3	
1990 6	98.4	98.8	-6.3	99.6	0.8	99.5	97.7	-4.5	101.8	-6.1	
1990 7	101.0	101.6	14.0	99.4	-1.6	98.4	97.3	9.9	101.1	-6.5	
1990 8	78.3	78.1	6.4	100.2	0.7	93.9	96.7	11.9	97.1	-9.3	
1990 9	98.8	99.2	6.1	99.6	-0.4	99.0	100.5	2.9	98.5	-7.0	
1990 10	111.9	112.9	-0.2	99.1	2.2	113.0	114.4	9.5	98.8	-6.0	
1990 11	111.5	111.8	4.5	99.7	2.6	108.4	109.5	7.6	99.0	-3.5	
1990 12	94.6	94.7	1.1	99.9	1.0	86.1	87.2	1.2	98.7	-5.3	
1991 1	102.5	102.4	6.3	100.1	-0.5	102.3	102.9	4.3	99.4	-1.9	
1991 2	101.4	99.3	5.5	102.1	1.6	98.7	98.1	9.4	100.6	-1.6	
1991 3	107.1	104.6	-3.9	102.4	0.8	106.2	105.3	1.6	100.9	-1.0	
1991 4	107.6	105.5	5.6	102.0	1.7	118.6	115.7	19.3	102.5	1.1	
1991 5	110.1	106.3	2.5	103.6	3.9	117.3	111.4	4.1	105.3	6.5	
1991 6	107.1	103.2	4.5	103.8	4.2	112.0	105.1	7.6	106.6	4.7	
1991 7	114.5	107.3	5.6	106.7	7.3	118.7	110.8	13.9	107.1	5.9	
1991 8	81.2	76.0	-2.7	106.9	6.7	105.3	99.3	2.7	106.0	9.2	
1991 9	108.6	101.9	2.7	106.6	7.0	121.9	115.4	14.8	105.6	7.2	
1991 10	123.2	114.5	1.4	107.6	8.6	133.8	126.0	10.1	106.2	7.5	
1991 11	112.9	108.5	-3.0	104.1	4.4	120.1	113.6	3.7	105.7	6.8	
1991 12	101.2	97.1	2.5	104.2	4.3	104.7	97.5	11.8	107.4	8.8	
1992 1	103.1	98.4	-3.9	104.8	4.7	110.8	104.3	1.4	106.2	6.8	
1992 2	110.9	105.7	6.4	104.9	2.7	111.3	102.7	4.7	108.4	7.8	
1992 3	120.2	114.0	9.0	105.4	2.9	124.7	115.4	9.6	108.1	7.1	
1992 4	113.1	105.9	0.4	106.8	4.7	120.7	110.1	-4.8	109.6	6.9	
1992 5	106.4	100.8	-5.2	105.6	1.9	113.6	106.7	-4.2	106.5	1.1	
1992 6	110.6	104.5	1.3	105.8	1.9	113.6	107.8	2.6	105.4	-1.1	
1992 7	114.6	107.2	-0.1	106.9	0.2	120.4	112.4	1.4	107.1	0.0	
1992 8	81.0	74.5	-2.0	108.7	1.7	93.8	88.7	-10.7	105.7	-0.3	
1992 9	113.6	107.2	5.2	106.0	-0.6	118.6	112.6	-2.4	105.3	-0.3	
1992 10	129.8	121.8	6.4	106.6	-0.9	122.2	114.4	-9.2	106.8	0.6	
1992 11	118.4	110.2	1.6	107.4	3.2	119.4	108.8	-4.2	109.7	3.8	
1992 12	115.6	105.3	8.4	109.8	5.4	119.1	106.7	9.4	111.6	3.9	
1993 1	83.7	78.4	-20.3	106.8	1.9	108.2	93.2	-10.6	116.1	9.3	
1993 2	92.9	85.3	-19.3	108.9	3.8	116.0	100.3	-2.3	115.7	6.7	
1993 3	103.7	95.0	-16.7	109.2	3.6	135.1	114.0	-1.2	118.5	9.6	
1993 4	100.2	92.4	-12.7	108.4	1.5	132.1	112.3	2.0	117.6	7.3	
1993 5	93.7	86.6	-14.1	108.2	2.5	124.4	106.5	-0.2	116.8	9.7	
1993 6	107.2	96.5	-7.7	111.1	5.0	139.1	116.6	8.2	119.3	13.2	
1993 7	101.5	93.1	-13.2	109.0	2.0	130.9	107.0	-4.8	122.3	14.2	
1993 8	79.0	73.4	-1.5	107.6	-1.0	122.4	100.6	13.4	121.7	15.1	
1993 9	109.7	99.2	-7.5	110.6	4.3	142.1	115.8	2.8	122.7	16.5	
1993 10	117.3	105.9	-13.1	110.8	3.9	145.4	116.7	2.0	124.6	16.7	
1993 11	113.5	101.5	-7.9	111.8	4.1	153.9	125.6	15.4	122.5	11.7	
1993 12	116.2	104.6	-0.7	111.1	1.2	146.3	116.3	9.0	125.8	12.7	

SITC 77: ELEKT. MASCHINEN,
APPARATE, GERAETE UND
EINRICHTUNGEN, A.N.G.
TEILE

SITC 77: ELECTR. MACH,
APP. + APPLIANCES,
N.E.S. + ELECTR. PARTS
THEREOF

CTCI 77: MACH. ET APP.
ELECTR., N.D.A., PARTIES ET
PIECES DETACHEES
ELECTR.

	Intra-EU Intra-EU Intra-UE					Extra-EU Extra-EU Extra-UE									
	VAL	VOL	VOL Δ%	UV	UV Δ%	VAL	VOL	VOL Δ%	UV	UV Δ%					
	Monatliche Indizes					Monthly Indices					Indices mensuels				
1990 1	97.0	96.7	11.3	100.3	3.8	97.6	97.2	10.3	100.4	1.4					
1990 2	96.8	95.9	3.3	100.9	3.8	96.0	95.3	9.0	100.7	0.7					
1990 3	112.1	110.9	13.0	101.1	2.8	109.2	108.5	6.6	100.6	1.2					
1990 4	96.4	97.3	4.2	99.1	-0.2	95.1	95.5	2.2	99.6	-1.2					
1990 5	102.0	102.9	15.0	99.1	-1.4	102.3	103.5	13.0	98.8	-2.9					
1990 6	102.0	103.0	-2.8	99.0	-1.5	101.2	101.6	-3.7	99.6	-4.1					
1990 7	99.7	99.3	5.8	100.4	1.5	106.0	105.1	9.4	100.9	-0.6					
1990 8	77.2	77.0	8.0	100.3	0.6	92.2	92.5	3.5	99.7	-2.9					
1990 9	100.3	100.9	2.7	99.4	-0.6	90.5	90.7	-6.3	99.8	-1.1					
1990 10	117.7	117.9	5.7	99.8	1.9	109.2	109.1	3.9	100.1	-2.4					
1990 11	107.5	107.1	0.8	100.4	1.5	103.1	102.6	-1.3	100.5	-2.0					
1990 12	94.6	94.3	0.5	100.3	-0.1	99.5	100.4	-2.2	99.1	-3.0					
1991 1	101.7	101.7	5.2	100.0	-0.3	98.9	99.0	1.9	99.9	-0.5					
1991 2	105.6	106.1	10.6	99.5	-1.4	96.1	97.7	2.5	98.4	-2.3					
1991 3	110.5	109.3	-1.4	101.1	0.0	108.9	108.9	0.4	100.0	-0.6					
1991 4	109.6	108.8	11.8	100.7	1.6	107.4	107.9	13.0	99.5	-0.1					
1991 5	104.7	104.6	1.7	100.1	1.0	106.9	107.0	3.4	99.9	1.1					
1991 6	110.1	107.1	4.0	102.8	3.8	109.0	106.7	5.0	102.2	2.6					
1991 7	112.4	108.2	9.0	103.9	3.5	120.7	117.9	12.2	102.4	1.5					
1991 8	81.9	76.9	-0.1	106.5	6.2	102.0	98.7	6.7	103.3	3.6					
1991 9	109.4	104.8	3.9	104.4	5.0	103.5	99.2	9.4	104.3	4.5					
1991 10	124.3	118.5	0.5	104.9	5.1	120.1	117.9	8.1	101.9	1.8					
1991 11	111.9	108.4	1.2	103.2	2.8	113.7	112.0	9.2	101.5	1.0					
1991 12	101.1	98.4	4.3	102.7	2.4	111.6	109.3	8.9	102.1	3.0					
1992 1	109.3	104.4	2.7	104.7	4.7	105.2	101.7	2.7	103.4	3.5					
1992 2	116.8	112.3	5.8	104.0	4.5	109.0	104.7	7.2	104.1	5.8					
1992 3	122.2	117.7	7.7	103.8	2.7	119.8	114.5	5.1	104.6	4.6					
1992 4	119.3	114.6	5.3	104.1	3.4	120.4	113.5	5.2	106.1	6.6					
1992 5	108.2	105.5	0.9	102.6	2.5	108.1	103.4	-3.4	104.5	4.6					
1992 6	111.9	107.3	0.2	104.3	1.5	111.2	107.0	0.3	103.9	1.7					
1992 7	121.1	115.0	6.3	105.3	1.3	128.0	121.7	3.2	105.2	2.7					
1992 8	84.2	79.3	3.1	106.2	-0.3	101.3	97.3	-1.4	104.1	0.8					
1992 9	123.2	116.4	11.1	105.8	1.3	119.3	114.6	15.5	104.1	-0.2					
1992 10	134.0	124.5	5.1	107.6	2.6	130.7	125.2	6.2	104.4	2.5					
1992 11	127.6	119.5	10.2	106.8	3.5	121.5	116.3	3.8	104.5	3.0					
1992 12	107.9	101.7	3.4	106.1	3.3	137.8	129.8	18.8	106.2	4.0					
1993 1	109.8	97.9	-6.2	112.2	7.2	101.5	93.1	-8.5	109.0	5.4					
1993 2	112.9	102.1	-9.1	110.6	6.3	121.6	112.4	7.4	108.2	3.9					
1993 3	123.4	109.1	-7.3	113.1	9.0	136.7	125.2	9.3	109.2	4.4					
1993 4	107.9	94.5	-17.5	114.2	9.7	127.3	115.6	1.9	110.1	3.8					
1993 5	110.6	97.9	-7.2	113.0	10.1	123.4	112.9	9.2	109.3	4.6					
1993 6	119.1	103.8	-3.3	114.7	10.0	147.1	134.1	25.3	109.7	5.6					
1993 7	119.4	106.4	-7.5	112.2	6.6	142.8	130.4	7.1	109.5	4.1					
1993 8	88.2	76.7	-3.3	115.0	8.3	124.2	112.7	15.8	110.2	5.9					
1993 9	123.7	111.0	-4.6	111.4	5.3	139.4	125.8	9.8	110.8	6.4					
1993 10	132.1	114.4	-8.1	115.5	7.3	146.3	134.3	7.3	108.9	4.3					
1993 11	133.8	117.0	-2.1	114.4	7.1	153.1	137.8	18.5	111.1	6.3					
1993 12	127.5	114.0	12.1	111.8	5.4	167.1	153.0	17.9	109.2	2.8					

SITC 78:
STRASSENFAHRZEUGE
(EINSCHL.
LUFTKISSENFAHRZEUGE)

SITC 78: ROAD VEHICLES
(INCLUDING
AIR-CUSHION VEHICLES)

CTCI 78: VEHICULES
ROUTIERS (Y COMPRIS LES
VEHICULES A COUSSIN
D'AIR)

	Intra-EU Intra-EU Intra-UE					Extra-EU Extra-EU Extra-UE									
	VAL	VOL	VOL Δ%	UV	UV Δ%	VAL	VOL	VOL Δ%	UV	UV Δ%					
	Jährliche Indizes					Annual Indices					Indices annuels				
1989	91.0	96.3	:	94.5	:	92.9	93.3	:	99.6	:					
1990	100.0	100.0	3.8	100.0	5.8	100.0	100.0	7.2	100.0	0.4					
1991	109.0	104.5	4.5	104.3	4.3	118.4	111.6	11.6	106.1	6.1					
1992	115.9	106.5	1.9	108.8	4.3	125.3	113.2	1.4	110.7	4.3					
1993	99.2	92.0	-13.6	107.8	-0.9	114.9	95.0	-16.1	120.9	9.2					
	Vierteljährliche Indizes					Quarterly Indices					Indices trimestriels				
1989 1	91.6	98.8	:	92.7	:	90.8	91.7	:	99.0	:					
1989 2	97.4	103.8	:	93.8	:	104.7	105.1	:	99.6	:					
1989 3	79.9	83.1	:	96.1	:	90.5	90.9	:	99.6	:					
1989 4	97.4	101.7	:	95.8	:	88.2	88.2	:	100.0	:					
1990 1	100.0	101.3	2.5	98.7	6.5	97.1	97.1	5.9	100.0	1.0					
1990 2	103.8	103.5	-0.3	100.3	6.9	106.4	107.5	2.3	99.0	-0.6					
1990 3	88.8	88.0	5.9	100.9	5.0	96.8	97.0	6.7	99.8	0.2					
1990 4	106.8	106.6	4.8	100.2	4.6	99.2	97.9	11.0	101.3	1.3					
1991 1	109.1	106.4	5.0	102.5	3.9	111.8	109.1	12.4	102.5	2.5					
1991 2	116.5	111.8	8.0	104.2	3.9	133.6	125.6	16.8	106.4	7.5					
1991 3	97.3	92.4	5.0	105.3	4.4	120.6	111.6	15.1	108.1	8.3					
1991 4	114.1	108.3	1.6	105.4	5.2	108.3	100.6	2.8	107.7	6.3					
1992 1	121.3	112.3	5.5	108.0	5.4	132.2	120.0	10.0	110.2	7.5					
1992 2	125.0	115.7	3.5	108.0	3.6	137.7	124.6	-0.8	110.5	3.9					
1992 3	100.8	92.0	-0.4	109.6	4.1	116.8	106.2	-4.8	110.0	1.8					
1992 4	117.5	107.0	-1.2	109.8	4.2	116.4	103.5	2.9	112.5	4.5					
1993 1	101.9	95.1	-15.3	107.2	-0.7	119.2	100.7	-16.1	118.4	7.4					
1993 2	107.8	100.8	-12.9	106.9	-1.0	121.4	101.2	-18.8	120.0	8.6					
1993 3	83.7	77.0	-16.3	108.7	-0.8	111.0	91.5	-13.8	121.3	10.3					
1993 4	101.3	93.1	-13.0	108.8	-0.9	106.7	85.8	-17.1	124.4	10.6					
	Monatliche Indizes					Monthly Indices					Indices mensuels				
1989 1	84.1	91.4	:	92.0	:	78.9	80.4	:	98.1	:					
1989 2	90.6	98.4	:	92.1	:	94.3	94.8	:	99.5	:					
1989 3	99.9	106.6	:	93.7	:	99.4	100.0	:	99.4	:					
1989 4	93.7	99.6	:	94.1	:	106.4	106.2	:	100.2	:					
1989 5	92.3	98.6	:	93.6	:	103.2	103.5	:	99.7	:					
1989 6	106.1	113.2	:	93.7	:	104.6	105.5	:	99.1	:					
1989 7	92.0	95.6	:	96.2	:	93.1	93.0	:	100.1	:					
1989 8	64.1	65.2	:	98.3	:	82.7	83.0	:	99.6	:					
1989 9	83.5	88.5	:	94.4	:	96.0	96.8	:	99.2	:					
1989 10	99.4	105.0	:	94.7	:	93.0	93.2	:	99.8	:					
1989 11	98.3	102.3	:	96.1	:	92.3	92.2	:	100.1	:					
1989 12	94.3	97.7	:	96.5	:	79.3	79.3	:	100.0	:					

EU Ausfuhr
SITC 78:
STRASSENFAHRZEUGE
(EINSCHL.
LUFTKISSENFAHRZEUGE)

EU Exports
SITC 78: ROAD VEHICLES
(INCLUDING
AIR-CUSHION VEHICLES)

Exportations UE
CTCI 78: VEHICULES
ROUTIERS (Y COMPRIS LES
VEHICULES A COUSSIN
D'AIR)

	Intra-EU Intra-EU Intra-UE					Extra-EU Extra-EU Extra-UE									
	VAL	VOL	VOL Δ%	UV	UV Δ%	VAL	VOL	VOL Δ%	UV	UV Δ%					
	Jährliche Indizes					Annual Indices					Indices annuels				
1989	91.9	96.8	:	94.9	:	97.4	101.1	:	96.3	:					
1990	100.0	100.0	3.3	100.0	5.4	100.0	100.0	-1.1	100.0	3.8					
1991	105.5	102.0	2.0	103.4	3.4	94.5	91.3	-8.7	103.5	3.5					
1992	111.7	103.1	1.1	108.3	4.7	97.5	91.1	-0.2	107.0	3.4					
1993	95.9	85.6	-17.0	112.0	3.4	111.3	99.1	8.8	112.3	5.0					
	Vierteljährliche Indizes					Quarterly Indices					Indices trimestriels				
1989 1	92.4	99.5	:	92.9	:	94.7	99.0	:	95.7	:					
1989 2	99.4	105.2	:	94.5	:	100.6	104.2	:	96.5	:					
1989 3	77.3	80.5	:	96.0	:	89.6	92.9	:	96.5	:					
1989 4	96.7	100.5	:	96.2	:	110.6	114.5	:	96.6	:					
1990 1	102.4	103.7	4.2	98.7	6.2	106.3	106.7	7.8	99.6	4.1					
1990 2	104.4	103.9	-1.2	100.5	6.3	103.4	102.9	-1.2	100.5	4.1					
1990 3	86.1	85.4	6.1	100.8	5.0	91.2	90.5	-2.6	100.8	4.5					
1990 4	108.7	108.5	8.0	100.2	4.2	99.2	100.0	-12.7	99.2	2.7					
1991 1	106.8	104.3	0.6	102.4	3.7	89.5	87.2	-18.3	102.6	3.0					
1991 2	113.3	110.2	6.1	102.8	2.3	90.3	87.2	-15.3	103.6	3.1					
1991 3	91.2	87.8	2.8	103.9	3.1	91.6	88.1	-2.7	104.0	3.2					
1991 4	113.0	108.1	-0.4	104.5	4.3	107.6	103.7	3.7	103.8	4.6					
1992 1	120.5	112.8	8.1	106.8	4.3	97.3	91.2	4.6	106.7	4.0					
1992 2	121.4	113.2	2.7	107.2	4.3	98.4	92.6	6.2	106.3	2.6					
1992 3	93.7	85.3	-2.8	109.9	5.8	90.0	84.0	-4.7	107.1	3.0					
1992 4	110.2	100.5	-7.0	109.7	5.0	109.3	101.3	-2.3	107.9	3.9					
1993 1	94.4	84.9	-24.7	111.2	4.1	101.0	91.6	0.4	110.3	3.4					
1993 2	103.9	93.3	-17.6	111.4	3.9	108.9	97.8	5.6	111.3	4.7					
1993 3	78.7	69.6	-18.4	113.1	2.9	99.0	86.9	3.5	113.9	6.3					
1993 4	102.3	90.9	-9.6	112.5	2.6	135.2	119.1	17.6	113.5	5.2					
	Monatliche Indizes					Monthly Indices					Indices mensuels				
1989 1	87.1	94.3	:	92.4	:	84.0	87.9	:	95.6	:					
1989 2	90.5	97.7	:	92.6	:	96.6	100.9	:	95.7	:					
1989 3	99.9	106.6	:	93.7	:	104.0	108.3	:	96.0	:					
1989 4	96.1	102.5	:	93.8	:	100.5	104.8	:	95.9	:					
1989 5	92.5	97.5	:	94.9	:	94.7	98.5	:	96.1	:					
1989 6	109.7	115.7	:	94.8	:	106.6	109.3	:	97.5	:					
1989 7	85.2	88.2	:	96.6	:	95.5	98.5	:	97.0	:					
1989 8	57.1	58.1	:	98.2	:	78.7	82.6	:	95.3	:					
1989 9	89.8	95.3	:	94.2	:	94.6	97.5	:	97.0	:					
1989 10	98.9	103.2	:	95.8	:	108.2	112.6	:	96.1	:					
1989 11	100.8	105.4	:	95.6	:	111.3	116.2	:	95.8	:					
1989 12	90.3	92.8	:	97.3	:	112.2	114.7	:	97.8	:					

SITC 78:
STRASSENFAHRZEUGE
(EINSCHL.
LUFTKISSENFAHRZEUGE)

SITC 78: ROAD VEHICLES
(INCLUDING
AIR-CUSHION VEHICLES)

CTCI 78: VEHICULES
ROUTIERS (Y COMPRIS LES
VEHICULES A COUSSIN
D'AIR)

	Intra-EU Intra-EU Intra-UE					Extra-EU Extra-EU Extra-UE									
	VAL	VOL	VOL Δ%	UV	UV Δ%	VAL	VOL	VOL Δ%	UV	UV Δ%					
	Monatliche Indizes					Monthly Indices					Indices mensuels				
1990 1	93.7	96.3	5.4	97.3	5.8	83.5	83.4	3.7	100.1	2.0					
1990 2	98.1	99.2	0.8	98.9	7.4	95.8	95.7	0.9	100.1	0.6					
1990 3	108.2	108.5	1.8	99.7	6.4	112.1	112.2	12.2	99.9	0.5					
1990 4	101.3	102.2	2.6	99.1	5.3	105.7	107.6	1.3	98.2	-2.0					
1990 5	105.1	104.3	5.8	100.8	7.7	110.7	112.2	8.4	98.7	-1.0					
1990 6	104.9	103.9	-8.2	101.0	7.8	102.8	102.8	-2.6	100.0	0.9					
1990 7	103.4	101.6	6.3	101.8	5.8	103.2	101.4	9.0	101.8	1.7					
1990 8	70.8	69.6	6.7	101.7	3.5	89.0	90.9	9.5	97.9	-1.7					
1990 9	92.3	92.9	5.0	99.4	5.3	98.3	98.8	2.1	99.5	0.3					
1990 10	111.8	111.8	6.5	100.0	5.6	108.8	109.0	17.0	99.8	0.0					
1990 11	111.8	112.2	9.7	99.6	3.6	102.1	99.8	8.2	102.3	2.2					
1990 12	96.8	95.7	-2.0	101.1	4.8	86.8	84.9	7.1	102.2	2.2					
1991 1	108.0	105.8	9.9	102.1	4.9	106.1	104.5	25.3	101.5	1.4					
1991 2	106.4	104.7	5.5	101.6	2.7	106.3	104.3	9.0	101.9	1.8					
1991 3	112.6	108.6	0.1	103.7	4.0	123.0	118.4	5.5	103.9	4.0					
1991 4	116.8	112.2	9.8	104.1	5.0	137.9	130.6	21.4	105.6	7.5					
1991 5	112.3	107.9	3.5	104.1	3.3	130.3	121.4	8.2	107.3	8.7					
1991 6	120.3	115.2	10.9	104.4	3.4	132.9	124.9	21.5	106.4	6.4					
1991 7	126.5	120.8	18.9	104.7	2.8	140.9	131.7	29.9	107.0	5.1					
1991 8	65.9	61.4	-11.8	107.3	5.5	107.2	98.7	8.6	108.6	10.9					
1991 9	99.7	95.1	2.4	104.8	5.4	113.5	104.3	5.6	108.8	9.3					
1991 10	121.8	116.4	4.1	104.6	4.6	113.4	106.2	-2.6	106.8	7.0					
1991 11	113.2	108.0	-3.7	104.8	5.2	110.3	103.3	3.5	106.8	4.4					
1991 12	107.6	100.6	5.1	107.0	5.8	101.5	92.4	8.8	109.8	7.4					
1992 1	110.5	102.4	-3.2	107.9	5.7	111.7	102.7	-1.7	108.8	7.2					
1992 2	120.3	111.4	6.4	108.0	6.3	132.6	119.9	15.0	110.6	8.5					
1992 3	133.1	123.2	13.4	108.0	4.1	152.1	137.3	16.0	110.8	6.6					
1992 4	129.3	119.7	6.7	108.0	3.7	148.6	134.4	2.9	110.6	4.7					
1992 5	119.7	110.5	2.4	108.3	4.0	130.0	117.4	-3.3	110.7	3.2					
1992 6	125.8	116.8	1.4	107.7	3.2	134.6	122.0	-2.3	110.3	3.7					
1992 7	123.4	112.8	-6.6	109.4	4.5	140.7	126.1	-4.3	111.6	4.3					
1992 8	68.7	62.1	1.1	110.6	3.1	98.2	89.6	-9.2	109.6	0.9					
1992 9	110.4	101.1	6.3	109.2	4.2	111.4	102.9	-1.3	108.3	-0.5					
1992 10	122.5	112.3	-3.5	109.1	4.3	129.9	116.8	10.0	111.2	4.1					
1992 11	118.1	107.8	-0.2	109.6	4.6	116.2	102.9	-0.4	112.9	5.7					
1992 12	111.5	100.8	0.2	110.6	3.4	103.4	90.9	-1.6	113.7	3.6					
1993 1	88.7	84.2	-17.8	105.3	-2.4	95.3	82.6	-19.6	115.4	6.1					
1993 2	100.3	92.1	-17.3	108.9	0.8	116.8	99.3	-17.2	117.6	6.3					
1993 3	116.6	108.9	-11.6	107.1	-0.8	145.7	120.3	-12.4	121.1	9.3					
1993 4	112.9	106.0	-11.4	106.5	-1.4	128.1	106.8	-20.5	119.9	8.4					
1993 5	99.9	92.8	-16.0	107.6	-0.6	112.8	93.5	-20.4	120.6	8.9					
1993 6	110.6	103.7	-11.2	106.7	-0.9	123.6	103.2	-15.4	119.8	8.6					
1993 7	96.8	89.4	-20.7	108.3	-1.0	105.8	87.2	-30.8	121.3	8.7					
1993 8	54.7	49.3	-20.6	111.0	0.4	103.6	86.3	-3.7	120.1	9.6					
1993 9	99.6	92.3	-8.7	107.9	-1.2	123.6	101.1	-1.7	122.3	12.9					
1993 10	102.6	95.3	-15.1	107.7	-1.3	112.8	91.1	-22.0	123.8	11.3					
1993 11	99.6	90.9	-15.7	109.6	0.0	102.7	82.0	-20.3	125.2	10.9					
1993 12	101.6	93.1	-7.6	109.1	-1.4	104.7	84.3	-7.3	124.2	9.2					

EU Ausfuhr
SITC 78:
STRASSENFAHRZEUGE
(EINSCHL.
LUFTKISSENFAHRZEUGE)

EU Exports
SITC 78: ROAD VEHICLES
(INCLUDING
AIR-CUSHION VEHICLES)

Exportations UE
CTCI 78: VEHICULES
ROUTIERS (Y COMPRIS LES
VEHICULES A COUSSIN
D'AIR)

	Intra-EU Intra-EU Intra-UE					Extra-EU Extra-EU Extra-UE									
	VAL	VOL	VOL Δ%	UV	UV Δ%	VAL	VOL	VOL Δ%	UV	UV Δ%					
	Monatliche Indizes					Monthly Indices					Indices mensuels				
1990 1	99.5	100.9	7.0	98.6	6.7	99.6	99.7	13.4	99.9	4.5					
1990 2	96.6	98.0	0.3	98.6	6.5	103.8	104.0	3.1	99.8	4.3					
1990 3	111.1	112.2	5.3	99.0	5.7	115.7	116.5	7.6	99.3	3.4					
1990 4	98.3	98.1	-4.3	100.2	6.8	102.3	102.0	-2.7	100.3	4.6					
1990 5	106.1	105.6	8.3	100.5	5.9	107.6	107.0	8.6	100.6	4.7					
1990 6	108.8	108.2	-6.5	100.6	6.1	100.3	99.8	-8.7	100.5	3.1					
1990 7	98.1	96.6	9.5	101.6	5.2	101.6	98.9	0.4	102.7	5.9					
1990 8	64.2	63.0	8.4	101.9	3.8	81.1	79.7	-3.5	101.8	6.8					
1990 9	95.9	96.7	1.5	99.2	5.3	91.0	92.9	-4.7	98.0	1.0					
1990 10	114.5	115.0	11.4	99.6	4.0	109.1	109.8	-2.5	99.4	3.4					
1990 11	111.1	111.4	5.7	99.7	4.3	98.1	99.6	-14.3	98.5	2.8					
1990 12	100.5	99.1	6.8	101.4	4.2	90.2	90.6	-21.0	99.6	1.8					
1991 1	109.1	106.3	5.4	102.6	4.1	87.0	87.2	-12.5	99.8	-0.1					
1991 2	102.8	100.9	3.0	101.9	3.3	85.5	82.2	-21.0	104.0	4.2					
1991 3	108.6	105.7	-5.8	102.7	3.7	95.9	92.3	-20.8	103.9	4.6					
1991 4	113.4	109.9	12.0	103.2	3.0	92.0	89.1	-12.6	103.3	3.0					
1991 5	109.7	107.0	1.3	102.5	2.0	90.4	87.1	-18.6	103.8	3.2					
1991 6	116.9	113.9	5.3	102.6	2.0	88.5	85.4	-14.4	103.6	3.1					
1991 7	113.0	107.8	11.6	104.8	3.1	97.6	93.2	-5.8	104.7	1.9					
1991 8	58.6	56.7	-10.0	103.4	1.5	79.3	75.7	-5.0	104.8	2.9					
1991 9	102.3	99.0	2.4	103.3	4.1	98.2	95.4	2.7	102.9	5.0					
1991 10	121.4	118.1	2.7	102.8	3.2	108.4	105.9	-3.6	102.4	3.0					
1991 11	110.6	105.6	-5.2	104.7	5.0	104.1	100.4	0.8	103.7	5.3					
1991 12	106.9	100.7	1.6	106.2	4.7	110.2	104.8	15.7	105.2	5.6					
1992 1	111.7	105.1	-1.1	106.3	3.6	90.7	85.5	-1.9	106.1	6.3					
1992 2	119.8	112.1	11.1	106.9	4.9	97.3	91.0	10.7	106.9	2.8					
1992 3	129.8	121.2	14.7	107.1	4.3	104.1	97.2	5.3	107.1	3.1					
1992 4	123.6	115.7	5.3	106.8	3.5	102.4	94.9	6.5	107.9	4.5					
1992 5	117.5	109.8	2.6	107.0	4.4	96.1	91.3	4.8	105.3	1.4					
1992 6	123.0	114.0	0.1	107.9	5.2	96.9	91.7	7.4	105.7	2.0					
1992 7	110.9	101.3	-6.0	109.5	4.5	98.8	92.0	-1.3	107.4	2.6					
1992 8	58.4	51.7	-8.8	112.9	9.2	71.1	66.8	-11.8	106.4	1.5					
1992 9	111.9	102.9	3.9	108.7	5.2	100.0	93.3	-2.2	107.2	4.2					
1992 10	119.9	109.9	-6.9	109.1	6.1	117.8	110.8	4.6	106.3	3.8					
1992 11	112.0	101.7	-3.7	110.1	5.2	100.7	93.1	-7.3	108.2	4.3					
1992 12	99.3	90.1	-10.5	110.2	3.8	109.4	100.1	-4.5	109.3	3.9					
1993 1	76.9	70.7	-32.7	108.8	2.4	92.5	84.3	-1.4	109.7	3.4					
1993 2	97.7	87.6	-21.9	111.5	4.3	93.0	84.1	-7.6	110.6	3.5					
1993 3	108.8	96.5	-20.4	112.7	5.2	117.7	106.4	9.5	110.6	3.3					
1993 4	112.5	100.6	-13.1	111.8	4.7	106.8	97.1	2.3	110.0	1.9					
1993 5	96.3	86.8	-20.9	110.9	3.6	102.3	91.6	0.3	111.7	6.1					
1993 6	103.2	92.5	-18.9	111.6	3.4	117.5	104.7	14.2	112.2	6.1					
1993 7	86.0	76.0	-25.0	113.2	3.4	105.3	93.1	1.2	113.1	5.3					
1993 8	49.6	43.2	-16.4	114.8	1.7	83.5	72.7	8.8	114.8	7.9					
1993 9	100.6	89.6	-12.9	112.3	3.3	108.3	95.0	1.8	114.0	6.3					
1993 10	106.9	94.6	-13.9	113.0	3.6	132.2	115.9	4.6	114.1	7.3					
1993 11	101.3	89.8	-11.7	112.8	2.5	132.0	116.4	25.0	113.4	4.8					
1993 12	98.7	88.4	-1.9	111.6	1.3	141.7	125.2	25.1	113.2	3.6					

SITC 79: ANDERE
BEFOERDERUNGSMITTELSITC 79: OTHER
TRANSPORT EQUIPMENTCTCI 79: AUTRE MATERIEL
DE TRANSPORT

	Intra-EU Intra-EU Intra-UE					Extra-EU Extra-EU Extra-UE									
	VAL	VOL	VOL Δ%	UV	UV Δ%	VAL	VOL	VOL Δ%	UV	UV Δ%					
	Jährliche Indizes					Annual Indices					Indices annuels				
1989	103.7	119.2	:	87.0	:	93.8	103.0 *	:	91.1 *	:					
1990	100.0	100.0	-16.1	100.0	14.9	100.0	100.0 *	-2.9	100.0 *	9.8					
1991	142.1	132.2	32.2	107.5	7.5	134.5	121.6	21.6	110.6	10.6					
1992	142.7	119.6	-9.5	119.3	11.0	110.2	99.3	-18.3	111.0	0.4					
1993	119.7	89.7	-25.0	133.5	11.9	123.8	99.1	-0.2	124.9	12.5					
	Vierteljährliche Indizes					Quarterly Indices					Indices trimestriels				
1989 1	103.5	125.0	:	82.8	:	103.4	116.3 *	:	88.9 *	:					
1989 2	111.6	127.8	:	87.3	:	125.9	141.6	:	88.9	:					
1989 3	85.6	94.4	:	90.7	:	86.2	89.9 *	:	95.9 *	:					
1989 4	115.8	131.6	:	88.0	:	106.1	115.0 *	:	92.3 *	:					
1990 1	117.0	117.8	-5.8	99.3	19.9	98.5	97.0	-16.6	101.5	14.2					
1990 2	82.6	80.9	-36.7	102.1	17.0	113.5	105.4	-25.6	107.7	21.1					
1990 3	88.7	87.8	-7.0	101.0	11.4	88.1	94.8 *	5.5	92.9 *	-3.1					
1990 4	111.1	112.9	-14.2	98.4	11.8	99.4	101.6 *	-11.7	97.8 *	6.0					
1991 1	126.6	116.4	-1.2	108.8	9.6	106.8	100.4 *	3.5	106.4 *	4.8					
1991 2	142.1	135.6	67.6	104.8	2.6	145.8	137.3	30.3	106.2	-1.4					
1991 3	140.9	134.8	53.5	104.5	3.5	136.2	117.2	23.6	116.2	25.1					
1991 4	154.0	137.5	21.8	112.0	13.8	133.8	117.5	15.6	113.9	16.5					
1992 1	161.4	139.6	19.9	115.6	6.3	140.6	135.1	34.6	104.1	-2.2					
1992 2	155.1	136.2	0.4	113.9	8.7	117.0	109.9	-20.0	106.5	0.3					
1992 3	126.7	99.1	-26.5	127.9	22.4	103.9	87.6	-25.3	118.6	2.1					
1992 4	134.0	109.1	-20.7	122.8	9.6	91.8	75.9	-35.4	120.9	6.1					
1993 1	142.9	117.7	-15.7	121.4	5.0	145.9	114.0	-15.6	128.0	23.0					
1993 2	116.9	91.0	-33.2	128.5	12.8	135.6	112.0	1.9	121.1	13.7					
1993 3	90.1	57.2	-42.3	157.5	23.1	100.1	84.2	-3.9	118.9	0.3					
1993 4	128.8	92.4 *	-15.3	139.4 *	13.5	113.5	86.1	13.4	131.8	9.0					
	Monatliche Indizes					Monthly Indices					Indices mensuels				
1989 1	111.2	142.5	:	78.0	:	81.0	90.7 *	:	89.3 *	:					
1989 2	92.2	111.0	:	83.1	:	78.1	81.4	:	95.9	:					
1989 3	106.7	121.3	:	88.0	:	150.8	176.4 *	:	85.5 *	:					
1989 4	94.0	109.9	:	85.5	:	105.6	111.9 *	:	94.4 *	:					
1989 5	108.6	135.7	:	80.0	:	114.4	131.6	:	86.9	:					
1989 6	132.2	137.7 *	:	96.0 *	:	157.9	181.5	:	87.0	:					
1989 7	86.4	99.7	:	86.7	:	79.1	82.3 *	:	96.1 *	:					
1989 8	100.6	108.3	:	92.9	:	77.0	76.0	:	101.3	:					
1989 9	69.7	74.9	:	93.1	:	102.6	110.6 *	:	92.8 *	:					
1989 10	123.9	146.3	:	84.7	:	155.1	171.2 *	:	90.6 *	:					
1989 11	116.1	119.4	:	97.2	:	86.4	92.4 *	:	93.5 *	:					
1989 12	107.4	128.6	:	83.5	:	77.2	81.1 *	:	95.2 *	:					

EU Ausfuhr
SITC 79: ANDERE
BEFOERDERUNGSMITTEL

EU Exports
SITC 79: OTHER
TRANSPORT EQUIPMENT

Exportations UE
CTCI 79: AUTRE MATERIEL
DE TRANSPORT

	Intra-EU Intra-EU Intra-UE					Extra-EU Extra-EU Extra-UE									
	VAL	VOL	VOL Δ%	UV	UV Δ%	VAL	VOL	VOL Δ%	UV	UV Δ%					
	Jährliche Indizes					Annual Indices					Indices annuels				
1989	105.7	118.2	:	89.4	:	96.9	109.2 *	:	88.7 *	:					
1990	100.0	100.0	-15.4	100.0	11.9	100.0	100.0 *	-8.4	100.0 *	12.7					
1991	133.8	129.4	29.4	103.4	3.4	127.5	121.7 *	21.7	104.8 *	4.8					
1992	130.5	111.7	-13.7	116.8	13.0	149.3	131.8 *	8.3	113.3 *	8.1					
1993	115.2	99.9	-10.6	115.3	-1.3	167.0	136.9 *	3.9	122.0 *	7.7					
	Vierteljährliche Indizes					Quarterly Indices					Indices trimestriels				
1989 1	106.6	120.1	:	88.8	:	98.2	113.1 *	:	86.8 *	:					
1989 2	120.3	131.9	:	91.2	:	106.1	122.8 *	:	86.4 *	:					
1989 3	77.7	85.7	:	90.7	:	83.0	95.9 *	:	86.6 *	:					
1989 4	118.3	135.1	:	87.6	:	110.3	116.5 *	:	94.7 *	:					
1990 1	113.3	122.2	1.7	92.7	4.4	101.1	108.6 *	-4.0	93.1 *	7.3					
1990 2	83.6	82.2	-37.7	101.7	11.5	96.7	100.1 *	-18.5	96.6 *	11.8					
1990 3	81.0	78.0	-9.0	103.9	14.6	84.4	80.8 *	-15.7	104.4 *	20.6					
1990 4	122.1	117.4	-13.1	104.0	18.7	114.3	106.8 *	-8.3	107.0 *	13.0					
1991 1	121.3	112.8	-7.7	107.5	16.0	101.9	94.2 *	-13.3	108.2 *	16.2					
1991 2	147.5	141.8	72.5	104.0	2.3	115.7	114.8 *	14.7	100.8 *	4.3					
1991 3	126.0	121.7	56.0	103.5	-0.4	122.1	119.4 *	47.8	102.3 *	-2.0					
1991 4	140.8	141.2	20.3	99.7	-4.1	173.0	160.9 *	50.7	107.5 *	0.5					
1992 1	142.7	126.2	11.9	113.1	5.2	147.4	133.4	41.6	110.5	2.1					
1992 2	136.5	119.3	-15.9	114.4	10.0	140.3	128.0	11.5	109.6	8.7					
1992 3	107.0	88.1	-27.6	121.4	17.3	142.3	121.7 *	1.9	116.9 *	14.3					
1992 4	137.0	114.3	-19.1	119.9	20.3	167.8	144.3 *	-10.3	116.3 *	8.2					
1993 1	120.9	107.6	-14.7	112.4	-0.6	160.0	119.1 *	-10.7	134.3 *	21.5					
1993 2	105.7	97.4	-18.4	108.5	-5.2	170.2	144.2 *	12.7	118.0 *	7.7					
1993 3	91.8	76.9	-12.7	119.4	-1.6	151.1	127.6 *	4.8	118.4 *	1.3					
1993 4	128.3	105.5	-7.7	121.6	1.4	186.9	156.3 *	8.3	119.6 *	2.8					
	Monatliche Indizes					Monthly Indices					Indices mensuels				
1989 1	96.7	108.9	:	88.8	:	89.2	99.7 *	:	89.5 *	:					
1989 2	110.9	125.2	:	88.6	:	98.2	109.6 *	:	89.6 *	:					
1989 3	112.2	126.2	:	88.9	:	107.1	130.0 *	:	82.4 *	:					
1989 4	104.3	111.0	:	94.0	:	104.2	129.5 *	:	80.5 *	:					
1989 5	135.6	147.7	:	91.8	:	85.3	87.4 *	:	97.6 *	:					
1989 6	121.0	137.0	:	88.3	:	128.7	151.2 *	:	85.1 *	:					
1989 7	91.8	102.6	:	89.5	:	74.8	85.1 *	:	87.9 *	:					
1989 8	74.6	78.5	:	95.0	:	73.9	85.7 *	:	86.2 *	:					
1989 9	66.8	76.0	:	87.9	:	100.4	116.8 *	:	86.0 *	:					
1989 10	162.1	188.9	:	85.8	:	83.3	89.9 *	:	92.7 *	:					
1989 11	87.2	101.0	:	86.3	:	107.0	122.4 *	:	87.4 *	:					
1989 12	105.9	115.5	:	91.7	:	140.6	137.0 *	:	102.6 *	:					

SITC 79: ANDERE
BEFOERDERUNGSMITTELSITC 79: OTHER
TRANSPORT EQUIPMENTCTCI 79: AUTRE MATERIEL
DE TRANSPORT

	Intra-EU Intra-EU Intra-UE					Extra-EU Extra-EU Extra-UE									
	VAL	VOL	VOL Δ%	UV	UV Δ%	VAL	VOL	VOL Δ%	UV	UV Δ%					
	Monatliche Indizes					Monthly Indices					Indices mensuels				
1990 1	133.9	135.9	-4.6	98.5	26.3	97.9	99.1	9.3	98.8	10.6					
1990 2	86.7	86.7	-21.9	100.0	20.3	107.0	105.6	29.7	101.3	5.6					
1990 3	130.7	130.3	7.4	100.3	14.0	90.4	86.3	-51.1	104.8	22.6					
1990 4	80.5	71.9	-34.6	111.9	30.9	104.1	105.0	-6.2	99.1	5.0					
1990 5	90.0	85.1	-37.3	105.8	32.3	124.3	101.5	-22.9	122.5	41.0					
1990 6	77.5	85.6	-37.8	90.5	-5.7	112.1	109.7 *	-39.6	102.2 *	17.5					
1990 7	84.8	84.5	-15.2	100.3	15.7	83.8	81.0	-1.6	103.5	7.7					
1990 8	95.2	87.0 *	-19.7	109.4 *	17.8	95.5	101.0 *	32.9	94.6 *	-6.6					
1990 9	86.2	91.5	22.2	94.2	1.2	84.6	102.3 *	-7.5	82.7 *	-10.9					
1990 10	115.2	122.0	-16.6	94.4	11.5	113.3	122.2 *	-28.6	92.7 *	2.3					
1990 11	114.3	109.8	-8.0	104.1	7.1	98.6	96.7	4.7	102.0	9.1					
1990 12	103.9	106.9	-16.9	97.2	16.4	86.1	85.8 *	5.8	100.4 *	5.5					
1991 1	136.9	124.2	-8.6	110.2	11.9	109.9	99.5	0.4	110.5	11.8					
1991 2	120.7	104.7	20.8	115.3	15.3	96.9	91.9 *	-13.0	105.4 *	4.0					
1991 3	122.2	120.2	-7.8	101.7	1.4	113.8	109.7 *	27.1	103.7 *	-1.0					
1991 4	147.3	134.6	87.2	109.4	-2.2	174.3	164.3 *	56.5	106.1 *	7.1					
1991 5	135.7	129.6	52.3	104.7	-1.0	128.9	125.4	23.5	102.8	-16.1					
1991 6	143.3	142.7	66.7	100.4	10.9	134.2	121.9	11.1	110.1	7.7					
1991 7	130.2	120.6	42.7	108.0	7.7	176.4	161.8	99.8	109.0	5.3					
1991 8	143.8	147.6	69.7	97.4	-11.0	97.5	84.5	-16.3	115.4	22.0					
1991 9	148.4	136.0 *	48.6	109.1 *	15.8	134.5	104.9	2.5	128.2	55.0					
1991 10	164.4	152.9	25.3	107.5	13.9	107.3	102.1	-16.4	105.1	13.4					
1991 11	147.4	128.1	16.7	115.1	10.6	133.8	113.0 *	16.9	118.4 *	16.1					
1991 12	150.3	131.3	22.8	114.5	17.8	160.5	137.3	60.0	116.9	16.4					
1992 1	167.2	153.8	23.8	108.7	-1.4	110.3	103.7 *	4.2	106.4 *	-3.7					
1992 2	138.4	117.8	12.5	117.5	1.9	154.4	153.0	66.5	100.9	-4.3					
1992 3	178.5	147.0	22.3	121.4	19.4	157.4	148.5	35.4	106.0	2.2					
1992 4	143.8	122.3	-9.1	117.6	7.5	150.4	140.7	-14.4	106.9	0.8					
1992 5	156.8	135.6	4.6	115.6	10.4	108.0	100.6	-19.8	107.4	4.5					
1992 6	164.9	150.7	5.6	109.4	9.0	92.6	88.4	-27.5	104.8	-4.8					
1992 7	131.9	109.4	-9.3	120.6	11.7	118.6	101.4	-37.3	117.0	7.3					
1992 8	101.4	70.1	-52.5	144.6	48.5	71.9	60.2 *	-28.8	119.5 *	3.6					
1992 9	147.0	117.5	-13.6	125.1	14.7	121.0	101.0	-3.7	119.8	-6.6					
1992 10	140.6	113.4	-25.8	124.0	15.3	108.3	87.8 *	-14.0	123.3 *	17.3					
1992 11	125.9	101.2	-21.0	124.4	8.1	71.6	61.7 *	-45.4	116.0 *	-2.0					
1992 12	135.7	112.8	-14.1	120.3	5.1	95.2	78.0	-43.2	122.1	4.4					
1993 1	126.0	103.5 *	-32.7	121.7 *	12.0	97.8	77.8	-25.0	125.7	18.1					
1993 2	153.7	128.7	9.3	119.4	1.6	142.0	110.4	-27.8	128.6	27.5					
1993 3	148.9	120.6	-18.0	123.5	1.7	198.0	153.6	3.4	128.9	21.6					
1993 4	120.5	91.2	-25.4	132.1	12.3	150.3	115.6	-17.8	130.0	21.6					
1993 5	102.7	82.9	-38.9	123.9	7.2	124.0	106.6	6.0	116.3	8.3					
1993 6	127.3	96.9	-35.7	131.4	20.1	132.5	113.7	28.6	116.5	11.2					
1993 7	67.8	49.5	-54.8	136.9	13.5	110.9	102.2	0.8	108.5	-7.3					
1993 8	87.0	53.2 *	-24.1	163.6 *	13.1	81.7	66.5	10.5	122.8	2.8					
1993 9	115.7	68.9	-41.4	167.9	34.2	107.6	83.5	-17.3	128.9	7.6					
1993 10	119.2	74.2	-34.6	160.7	29.6	116.8	89.4	1.8	130.6	5.9					
1993 11	120.3	102.3 *	1.1	117.6 *	-5.5	100.5	75.8 *	22.9	132.6 *	14.3					
1993 12	146.5	100.4 *	-11.0	145.9 *	21.3	122.9	93.0	19.2	132.2	8.3					

**SITC 79: ANDERE
BEFOERDERUNGSMITTEL**

**SITC 79: OTHER
TRANSPORT EQUIPMENT**

**CTCI 79: AUTRE MATERIEL
DE TRANSPORT**

	Intra-EU Intra-EU Intra-UE					Extra-EU Extra-EU Extra-UE					
	VAL	VOL	VOL Δ%	UV	UV Δ%	VAL	VOL	VOL Δ%	UV	UV Δ%	
	Monatliche Indizes			Monthly Indices			Indices mensuels				
1990 1	106.6	118.7	9.0	89.8	1.1	92.1	104.8 *	5.1	87.9 *	-1.8	
1990 2	96.8	104.0	-16.9	93.1	5.1	106.4	109.6 *	0.0	97.1 *	8.4	
1990 3	136.3	143.8	13.9	94.8	6.6	104.5	110.9 *	-14.7	94.2 *	14.3	
1990 4	85.2	81.1	-26.9	105.0	11.7	96.1	97.2 *	-24.9	98.9 *	22.9	
1990 5	87.7	89.9	-39.1	97.6	6.3	97.0	112.7 *	28.9	86.1 *	-11.8	
1990 6	77.8	75.5	-44.9	103.0	16.6	96.8	90.0 *	-40.5	107.5 *	26.3	
1990 7	83.8	74.4	-27.5	112.6	25.8	105.5	102.1 *	20.0	103.3 *	17.5	
1990 8	76.6	73.4	-6.5	104.4	9.9	78.1	71.5 *	-16.6	109.2 *	26.7	
1990 9	82.7	85.8	12.9	96.4	9.7	69.4	68.7 *	-41.2	101.0 *	17.4	
1990 10	136.8	131.7	-30.3	103.9	21.1	131.7	121.3 *	34.9	108.6 *	17.2	
1990 11	119.6	115.6	14.5	103.5	19.9	105.5	106.0 *	-13.4	99.5 *	13.8	
1990 12	109.9	104.9	-9.2	104.8	14.3	105.6	92.9 *	-32.2	113.7 *	10.8	
1991 1	115.2	110.0	-7.3	104.7	16.6	79.3	69.6 *	-33.6	114.0 *	29.7	
1991 2	128.0	119.5	14.9	107.1	15.0	108.0	102.3 *	-6.7	105.6 *	8.8	
1991 3	120.9	109.0	-24.2	110.9	17.0	118.7	110.7	-0.2	107.2	13.8	
1991 4	163.1	155.5	91.7	104.9	-0.1	137.1	134.5	38.4	101.9	3.0	
1991 5	142.9	127.7	42.0	111.9	14.7	86.4	86.1 *	-23.6	100.3 *	16.5	
1991 6	136.7	142.2	88.3	96.1	-6.7	123.8	123.8 *	37.6	100.0 *	-7.0	
1991 7	124.6	121.4	63.2	102.6	-8.9	108.3	109.4 *	7.1	99.0 *	-4.2	
1991 8	126.6	120.1	63.6	105.4	1.0	113.3	113.5 *	58.7	99.8 *	-8.6	
1991 9	127.0	123.5	43.9	102.8	6.6	144.6	135.0 *	96.5	107.1 *	6.0	
1991 10	147.2	175.2	33.0	84.0	-19.2	190.5	180.9 *	49.1	105.3 *	-3.0	
1991 11	144.0	135.7	17.4	106.1	2.5	175.6	162.3 *	53.1	108.2 *	8.7	
1991 12	131.2	112.4	7.1	116.7	11.4	152.8	139.2 *	49.8	109.8 *	-3.4	
1992 1	132.5	115.5	5.0	114.7	9.6	110.2	97.3	39.8	113.3	-0.6	
1992 2	140.0	123.9	3.7	113.0	5.5	144.2	134.0	31.0	107.6	1.9	
1992 3	155.8	139.2	27.7	111.9	0.9	187.9	168.8	52.5	111.3	3.8	
1992 4	151.2	133.6	-14.1	113.2	7.9	146.2	133.8	-0.5	109.3	7.3	
1992 5	118.5	104.0	-18.6	113.9	1.8	128.3	117.6 *	36.6	109.1 *	8.8	
1992 6	139.9	120.4	-15.3	116.2	20.9	146.4	132.5 *	7.0	110.5 *	10.5	
1992 7	99.8	81.1	-33.2	123.0	19.9	164.8	139.1 *	27.1	118.5 *	19.7	
1992 8	98.9	77.6	-35.4	127.5	21.0	103.4	89.2 *	-21.4	115.9 *	16.1	
1992 9	122.2	105.5	-14.6	115.8	12.6	158.5	136.9 *	1.4	115.8 *	8.1	
1992 10	147.3	122.1	-30.3	120.6	43.6	159.9	138.1 *	-23.7	115.8 *	10.0	
1992 11	120.1	103.5	-23.7	116.0	9.3	144.1	126.7 *	-21.9	113.7 *	5.1	
1992 12	143.8	117.2	4.3	122.7	5.1	199.4	168.1 *	20.8	118.6 *	8.0	
1993 1	101.6	81.2	-29.7	125.1	9.1	135.7	106.4 *	9.4	127.5 *	12.5	
1993 2	136.5	128.2	3.5	106.5	-5.8	135.4	100.6 *	-24.9	134.6 *	25.1	
1993 3	124.5	113.2	-18.7	110.0	-1.7	208.3	150.1 *	-11.1	138.8 *	24.7	
1993 4	116.9	120.9	-9.5	96.7	-14.6	134.3	110.3 *	-17.6	121.8 *	11.4	
1993 5	80.0	66.8	-35.8	119.8	5.2	192.3	163.1 *	38.7	117.9 *	8.1	
1993 6	120.1	104.4	-13.3	115.0	-1.0	183.8	159.0 *	20.0	115.6 *	4.6	
1993 7	84.7	71.5	-11.8	118.5	-3.7	196.2	166.8 *	19.9	117.6 *	-0.8	
1993 8	89.5	74.8	-3.6	119.7	-6.1	124.6	107.8 *	20.9	115.6 *	-0.3	
1993 9	101.4	84.5	-19.9	120.0	3.6	132.7	108.2 *	-21.0	122.6 *	5.9	
1993 10	112.8	97.3	-20.3	115.9	-3.9	188.0	151.1 *	9.4	124.4 *	7.4	
1993 11	153.9	121.0	16.9	127.2	9.7	169.4	127.2 *	0.4	133.2 *	17.2	
1993 12	118.3	97.6	-16.7	121.2	-1.2	203.4	190.3 *	13.2	106.9 *	-9.9	

SITC 81: VORGEF.
GEBÄUDE; SANIT.
ANLAGEN, HEIZUNGS- UND
BELEUCHTUNGSANLAG.

SITC 81: PREFABR.
BUILD.; SAN. PLUMB.,
HEAT. + LIGHT. FIXTURES
+ FIT., N.E.S.

CTCI 81: CONSTR.
PREF.; APP. SANIT., DE
PLOMBERIE, CHAUFF.,
ECLAIR. N.D.A.

	Intra-EU Intra-EU Intra-UE					Extra-EU Extra-EU Extra-UE									
	VAL	VOL	VOL Δ%	UV	UV Δ%	VAL	VOL	VOL Δ%	UV	UV Δ%					
	Jährliche Indizes					Annual Indices					Indices annuels				
1989	90.0	93.1	:	96.7	:	87.7	89.2	:	98.3	:					
1990	100.0	100.0	7.4	100.0	3.4	100.0	100.0	12.1	100.0	1.7					
1991	115.9	110.9	10.9	104.5	4.5	134.8	127.8	27.8	105.5	5.5					
1992	123.8	112.2	1.2	110.3	5.6	155.1	140.0	9.5	110.8	5.0					
1993	98.9	83.6	-25.5	118.3	7.3	173.5	147.0	5.0	118.0	6.5					
	Vierteljährliche Indizes					Quarterly Indices					Indices trimestriels				
1989 1	81.4	85.1	:	95.6	:	80.1	83.1	:	96.4	:					
1989 2	91.1	95.0	:	95.9	:	88.2	90.8	:	97.1	:					
1989 3	81.5	85.4	:	95.4	:	87.1	87.9	:	99.1	:					
1989 4	107.5	108.4	:	99.2	:	95.7	95.4	:	100.3	:					
1990 1	96.0	96.5	13.4	99.5	4.1	89.4	90.8	9.3	98.5	2.2					
1990 2	98.6	99.5	4.7	99.1	3.3	96.1	98.1	8.0	98.0	0.9					
1990 3	90.7	92.3	8.1	98.3	3.0	97.6	98.0	11.5	99.6	0.5					
1990 4	114.7	111.7	3.0	102.7	3.5	116.2	112.5	17.9	103.3	3.0					
1991 1	108.1	104.5	8.3	103.4	3.9	110.1	106.1	16.9	103.8	5.4					
1991 2	112.9	109.4	9.9	103.2	4.1	129.4	125.3	27.7	103.3	5.4					
1991 3	107.4	103.0	11.6	104.3	6.1	143.1	134.9	37.7	106.1	6.5					
1991 4	134.4	126.1	12.9	106.6	3.8	156.7	145.1	29.0	108.0	4.5					
1992 1	124.7	114.7	9.8	108.7	5.1	141.9	132.6	25.0	107.0	3.1					
1992 2	123.2	111.3	1.7	110.7	7.3	153.0	139.2	11.1	109.9	6.4					
1992 3	111.5	101.9	-1.1	109.4	4.9	152.1	136.5	1.2	111.4	5.0					
1992 4	137.4	122.6	-2.8	112.1	5.2	176.9	154.5	6.5	114.5	6.0					
1993 1	93.1	80.4	-29.9	115.8	6.5	147.3	128.0	-3.5	115.1	7.6					
1993 2	90.6	75.2	-32.4	120.5	8.9	166.0	141.0	1.3	117.7	7.1					
1993 3	88.7	76.1	-25.3	116.5	6.5	178.7	151.4	10.9	118.0	5.9					
1993 4	117.1	97.5	-20.5	120.1	7.1	201.9	167.8	8.6	120.3	5.1					
	Monatliche Indizes					Monthly Indices					Indices mensuels				
1989 1	76.2	80.0	:	95.2	:	75.8	79.7	:	95.1	:					
1989 2	79.3	82.9	:	95.6	:	77.8	80.0	:	97.2	:					
1989 3	88.6	92.4	:	95.9	:	86.7	89.7	:	96.7	:					
1989 4	89.5	92.1	:	97.2	:	84.9	85.8	:	99.0	:					
1989 5	84.8	88.0	:	96.4	:	83.9	87.1	:	96.3	:					
1989 6	98.9	104.8	:	94.4	:	95.7	99.4	:	96.3	:					
1989 7	86.6	91.3	:	94.8	:	84.9	85.8	:	99.0	:					
1989 8	66.1	69.4	:	95.3	:	77.0	79.1	:	97.3	:					
1989 9	91.9	95.5	:	96.2	:	99.3	98.7	:	100.6	:					
1989 10	117.4	118.5	:	99.1	:	106.7	106.9	:	99.8	:					
1989 11	111.4	112.9	:	98.7	:	99.1	99.9	:	99.2	:					
1989 12	93.6	93.7	:	99.9	:	81.1	79.3	:	102.3	:					

EU Ausfuhr
SITC 81: VORGEF.
GEBAEUDE; SANIT.
ANLAGEN, HEIZUNGS- UND
BELEUCHTUNGSANLAG.

EU Exports
SITC 81: PREFABR.
BUILD.; SAN. PLUMB.,
HEAT. + LIGHT. FIXTURES
+ FIT., N.E.S.

Exportations UE
CTCI 81: CONSTR.
PREF.; APP. SANIT., DE
PLOMBERIE, CHAUFF.,
ECLAIR. N.D.A.

	Intra-EU Intra-EU Intra-UE					Extra-EU Extra-EU Extra-UE									
	VAL	VOL	VOL Δ%	UV	UV Δ%	VAL	VOL	VOL Δ%	UV	UV Δ%					
	Jährliche Indizes					Annual Indices					Indices annuels				
1989	90.2	94.2	:	95.8	:	98.8	102.4	:	96.5	:					
1990	100.0	100.0	6.2	100.0	4.4	100.0	100.0	-2.3	100.0	3.6					
1991	115.2	110.7	10.7	104.1	4.1	101.0	95.7	-4.3	105.5	5.5					
1992	123.3	113.6	2.6	108.5	4.2	106.8	97.6	2.0	109.4	3.7					
1993	113.1	103.0	-9.3	109.8	1.2	118.4	104.1	6.7	113.7	3.9					
	Vierteljährliche Indizes					Quarterly Indices					Indices trimestriels				
1989 1	82.0	88.1	:	93.1	:	90.8	95.3	:	95.3	:					
1989 2	92.1	95.9	:	96.0	:	104.0	107.9	:	96.4	:					
1989 3	82.7	87.0	:	95.1	:	98.8	101.4	:	97.4	:					
1989 4	104.6	106.3	:	98.4	:	118.2	122.5	:	96.5	:					
1990 1	97.4	98.6	11.9	98.8	6.1	95.6	96.5	1.3	99.1	4.0					
1990 2	97.5	97.5	1.7	100.0	4.2	100.4	101.2	-6.2	99.2	2.9					
1990 3	91.8	92.4	6.2	99.4	4.5	95.7	94.0	-7.3	101.8	4.5					
1990 4	113.3	111.5	4.9	101.6	3.3	108.3	108.3	-11.6	100.0	3.6					
1991 1	111.5	108.3	9.8	103.0	4.3	85.4	82.1	-14.9	104.0	4.9					
1991 2	113.0	109.9	12.7	102.8	2.8	99.4	95.6	-5.5	104.0	4.8					
1991 3	104.8	100.0	8.2	104.8	5.4	102.9	96.9	3.1	106.2	4.3					
1991 4	130.5	123.7	10.9	105.5	3.8	115.2	107.4	-0.8	107.3	7.3					
1992 1	127.6	119.0	9.9	107.2	4.1	101.4	91.9	11.9	110.3	6.1					
1992 2	121.5	112.2	2.1	108.3	5.4	112.6	103.8	8.6	108.5	4.3					
1992 3	115.4	106.4	6.4	108.5	3.5	106.9	100.3	3.5	106.6	0.4					
1992 4	131.9	119.9	-3.1	110.0	4.3	124.1	110.5	2.9	112.3	4.7					
1993 1	110.1	101.6	-14.6	108.4	1.1	99.9	89.1	-3.0	112.1	1.6					
1993 2	105.1	95.9	-14.5	109.6	1.2	113.3	100.4	-3.3	112.8	4.0					
1993 3	106.4	97.8	-8.1	108.8	0.3	118.3	103.0	2.7	114.9	7.8					
1993 4	128.6	114.7	-4.3	112.1	1.9	142.1	124.1	12.3	114.5	2.0					
	Monatliche Indizes					Monthly Indices					Indices mensuels				
1989 1	73.6	79.0	:	93.2	:	81.1	85.5	:	94.8	:					
1989 2	83.5	89.9	:	92.9	:	89.6	92.6	:	96.8	:					
1989 3	88.9	95.4	:	93.2	:	101.9	107.8	:	94.5	:					
1989 4	89.6	93.9	:	95.4	:	99.0	103.9	:	95.3	:					
1989 5	87.5	89.8	:	97.4	:	104.8	107.3	:	97.7	:					
1989 6	99.3	104.1	:	95.4	:	108.4	112.6	:	96.3	:					
1989 7	85.3	88.0	:	96.9	:	108.4	111.3	:	97.4	:					
1989 8	64.4	68.4	:	94.2	:	93.4	96.3	:	97.0	:					
1989 9	98.4	104.5	:	94.2	:	94.5	96.6	:	97.8	:					
1989 10	113.1	115.2	:	98.2	:	121.7	126.5	:	96.2	:					
1989 11	109.6	111.9	:	97.9	:	117.1	120.3	:	97.3	:					
1989 12	91.0	91.7	:	99.2	:	116.1	120.7	:	96.2	:					

SITC 81: VORGEF.
GEBAEUDE; SANIT.
ANLAGEN, HEIZUNGS- UND
BELEUCHTUNGSANLAG.

SITC 81: PREFABR.
BUILD.; SAN. PLUMB.,
HEAT. + LIGHT. FIXTURES
+ FIT., N.E.S.

CTCI 81: CONSTR.
PREF.; APP. SANIT., DE
PLOMBERIE, CHAUFF.,
ECLAIR. N.D.A.

	Intra-EU Intra-EU Intra-UE					Extra-EU Extra-EU Extra-UE									
	VAL	VOL	VOL Δ%	UV	UV Δ%	VAL	VOL	VOL Δ%	UV	UV Δ%					
	Monatliche Indizes					Monthly Indices					Indices mensuels				
1990 1	88.7	91.8	14.8	96.6	1.5	89.5	92.6	16.2	96.7	1.7					
1990 2	92.6	91.1	9.9	101.7	6.4	79.8	80.9	1.1	98.7	1.5					
1990 3	106.9	106.8	15.6	100.1	4.4	99.1	99.0	10.4	100.1	3.5					
1990 4	97.6	98.7	7.2	98.9	1.7	91.9	93.4	8.9	98.4	-0.6					
1990 5	98.2	99.5	13.1	98.7	2.4	95.3	97.3	11.7	97.9	1.7					
1990 6	99.9	100.3	-4.3	99.6	5.5	101.2	103.7	4.3	97.6	1.3					
1990 7	98.5	99.0	8.4	99.5	5.0	95.0	97.0	13.1	97.9	-1.1					
1990 8	73.6	77.4	11.5	95.1	-0.2	93.5	95.0	20.1	98.4	1.1					
1990 9	99.9	100.4	5.1	99.5	3.4	104.4	102.1	3.4	102.3	1.7					
1990 10	122.4	120.5	1.7	101.6	2.5	128.2	125.9	17.8	101.8	2.0					
1990 11	121.3	117.3	3.9	103.4	4.8	120.7	118.1	18.2	102.2	3.0					
1990 12	100.4	97.2	3.7	103.3	3.4	100.1	93.7	18.2	106.8	4.4					
1991 1	104.7	100.9	9.9	103.8	7.5	110.3	106.8	15.3	103.3	6.8					
1991 2	106.9	103.1	13.2	103.7	2.0	105.1	101.3	25.2	103.8	5.2					
1991 3	112.5	109.4	2.4	102.8	2.7	114.9	110.1	11.2	104.4	4.3					
1991 4	112.9	109.7	11.1	102.9	4.0	132.2	129.5	38.7	102.1	3.8					
1991 5	110.3	106.6	7.1	103.5	4.9	123.9	119.1	22.4	104.0	6.2					
1991 6	115.4	111.8	11.5	103.2	3.6	132.3	127.3	22.8	103.9	6.5					
1991 7	120.5	113.6	14.7	106.1	6.6	148.8	143.4	47.8	103.8	6.0					
1991 8	81.6	79.5	2.7	102.7	8.0	121.8	115.3	21.4	105.6	7.3					
1991 9	120.1	115.9	15.4	103.6	4.1	159.0	146.1	43.1	108.8	6.4					
1991 10	142.4	135.5	12.4	105.1	3.4	172.1	159.8	26.9	107.7	5.8					
1991 11	136.1	127.6	8.8	106.7	3.2	164.0	152.3	29.0	107.7	5.4					
1991 12	124.8	115.2	18.5	108.3	4.8	133.8	123.1	31.4	108.7	1.8					
1992 1	115.7	108.7	7.7	106.4	2.5	135.2	128.5	20.3	105.2	1.8					
1992 2	125.0	114.3	10.9	109.4	5.5	142.1	131.2	29.5	108.3	4.3					
1992 3	133.3	121.1	10.7	110.1	7.1	148.4	137.9	25.2	107.6	3.1					
1992 4	135.8	122.1	11.3	111.2	8.1	161.1	149.4	15.4	107.8	5.6					
1992 5	116.2	105.4	-1.1	110.2	6.5	153.8	138.4	16.2	111.1	6.8					
1992 6	117.7	106.5	-4.7	110.5	7.1	144.3	129.9	2.0	111.1	6.9					
1992 7	125.7	116.3	2.4	108.1	1.9	160.4	145.2	1.3	110.5	6.5					
1992 8	85.5	79.0	-0.6	108.2	5.4	130.6	113.9	-1.2	114.7	8.6					
1992 9	123.3	110.5	-4.7	111.6	7.7	165.0	150.4	2.9	109.7	0.8					
1992 10	146.1	130.7	-3.5	111.8	6.4	182.3	160.2	0.3	113.8	5.7					
1992 11	137.2	124.4	-2.5	110.3	3.4	180.3	161.0	5.7	112.0	4.0					
1992 12	129.0	112.7	-2.2	114.5	5.7	167.9	142.3	15.6	118.0	8.6					
1993 1	81.5	73.7	-32.2	110.6	3.9	128.8	114.2	-11.1	112.8	7.2					
1993 2	100.9	88.2	-22.8	114.4	4.6	159.2	136.9	4.3	116.3	7.4					
1993 3	97.0	79.3	-34.5	122.3	11.1	153.5	132.8	-3.7	115.6	7.4					
1993 4	92.4	75.2	-38.4	122.9	10.5	164.1	139.5	-6.6	117.6	9.1					
1993 5	86.8	71.8	-31.9	120.9	9.7	160.1	135.9	-1.8	117.8	6.0					
1993 6	92.7	78.7	-26.1	117.8	6.6	173.8	147.7	13.7	117.7	5.9					
1993 7	88.6	76.6	-34.1	115.7	7.0	166.1	138.4	-4.7	120.0	8.6					
1993 8	69.8	59.6	-24.6	117.1	8.2	169.6	146.2	28.4	116.0	1.1					
1993 9	107.4	92.0	-16.7	116.7	4.6	200.3	169.5	12.7	118.2	7.7					
1993 10	115.5	97.3	-25.6	118.7	6.2	205.8	172.8	7.9	119.1	4.7					
1993 11	119.5	98.3	-21.0	121.6	10.2	221.6	182.2	13.2	121.6	8.6					
1993 12	116.2	96.8	-14.1	120.0	4.8	178.3	148.2	4.1	120.3	1.9					

SITC 81: VORGEF.
GEBAEUDE; SANIT.
ANLAGEN, HEIZUNGS- UND
BELEUCHTUNGSANLAG.

SITC 81: PREFABR.
BUILD.; SAN. PLUMB.,
HEAT. + LIGHT. FIXTURES
+ FIT., N.E.S.

CTCI 81: CONSTR.
PREF.; APP. SANIT., DE
PLOMBERIE, CHAUFF.,
ECLAIR. N.D.A.

	Intra-EU Intra-EU Intra-UE					Extra-EU Extra-EU Extra-UE									
	VAL	VOL	VOL Δ%	UV	UV Δ%	VAL	VOL	VOL Δ%	UV	UV Δ%					
	Monatliche Indizes					Monthly Indices					Indices mensuels				
1990 1	89.7	93.2	18.0	96.2	3.2	86.1	87.4	2.2	98.5	3.9					
1990 2	93.7	93.6	4.1	100.1	7.8	94.3	95.3	2.9	99.0	2.3					
1990 3	108.8	109.0	14.3	99.8	7.1	106.5	106.8	-0.9	99.7	5.5					
1990 4	94.2	94.6	0.7	99.6	4.4	97.4	97.3	-6.4	100.1	5.0					
1990 5	97.8	97.3	8.4	100.5	3.2	104.3	106.9	-0.4	97.6	-0.1					
1990 6	100.6	100.7	-3.3	99.9	4.7	99.3	99.3	-11.8	100.0	3.8					
1990 7	99.8	99.1	12.6	100.7	3.9	104.6	101.5	-8.8	103.1	5.9					
1990 8	72.5	74.1	8.3	97.8	3.8	93.3	92.4	-4.0	101.0	4.1					
1990 9	103.4	104.0	-0.5	99.4	5.5	89.1	88.0	-8.9	101.2	3.5					
1990 10	124.3	125.1	8.6	99.4	1.2	118.6	120.4	-4.8	98.5	2.4					
1990 11	120.4	117.1	4.6	102.8	5.0	111.3	108.2	-10.1	102.9	5.8					
1990 12	95.2	92.4	0.8	103.0	3.8	95.1	96.3	-20.2	98.8	2.7					
1991 1	110.4	108.1	16.0	102.1	6.1	85.1	83.7	-4.2	101.7	3.2					
1991 2	105.4	102.2	9.2	103.1	3.0	79.9	75.1	-21.2	106.4	7.5					
1991 3	119.2	114.7	5.2	103.9	4.1	91.2	87.5	-18.1	104.2	4.5					
1991 4	113.9	109.2	15.4	104.3	4.7	94.7	88.3	-9.2	107.3	7.2					
1991 5	108.1	105.9	8.8	102.1	1.6	100.7	97.0	-9.3	103.8	6.4					
1991 6	116.7	114.5	13.7	101.9	2.0	102.8	101.5	2.2	101.3	1.3					
1991 7	116.0	110.2	11.2	105.3	4.6	123.7	116.8	15.1	105.9	2.7					
1991 8	78.8	76.9	3.8	102.5	4.8	90.0	87.9	-4.9	102.4	1.4					
1991 9	119.7	113.0	8.7	105.9	6.5	95.0	86.1	-2.2	110.3	9.0					
1991 10	143.6	139.4	11.4	103.0	3.6	124.5	117.9	-2.1	105.6	7.2					
1991 11	132.0	124.1	6.0	106.4	3.5	115.2	108.1	-0.1	106.6	3.6					
1991 12	116.0	107.6	16.5	107.8	4.7	105.7	96.1	-0.2	110.0	11.3					
1992 1	120.2	112.3	3.9	107.0	4.8	91.6	83.1	-0.7	110.2	8.4					
1992 2	125.6	115.8	13.3	108.5	5.2	104.1	94.5	25.8	110.2	3.6					
1992 3	136.9	128.8	12.3	106.3	2.3	108.4	98.1	12.1	110.5	6.0					
1992 4	131.9	120.9	10.7	109.1	4.6	133.8	122.5	38.7	109.2	1.8					
1992 5	113.6	105.0	-0.8	108.2	6.0	98.1	89.2	-8.0	110.0	6.0					
1992 6	119.3	110.8	-3.2	107.7	5.7	106.1	99.7	-1.8	106.4	5.0					
1992 7	128.6	118.1	7.2	108.9	3.4	130.9	120.2	2.9	108.9	2.8					
1992 8	83.3	77.2	0.4	107.9	5.3	87.3	82.0	-6.7	106.5	4.0					
1992 9	134.3	123.9	9.6	108.4	2.4	102.3	98.6	14.5	103.8	-5.9					
1992 10	149.7	134.1	-3.8	111.6	8.3	127.4	117.5	-0.3	108.4	2.7					
1992 11	132.2	120.1	-3.2	110.1	3.5	121.7	106.6	-1.4	114.2	7.1					
1992 12	113.7	105.5	-2.0	107.8	0.0	123.1	107.4	11.8	114.6	4.2					
1993 1	102.7	93.1	-17.1	110.3	3.1	81.2	73.9	-11.1	109.9	-0.3					
1993 2	110.1	104.0	-10.2	105.9	-2.4	101.8	89.1	-5.7	114.3	3.7					
1993 3	117.7	107.9	-16.2	109.1	2.6	116.4	104.2	6.2	111.7	1.1					
1993 4	103.5	93.2	-22.9	111.0	1.7	110.9	96.6	-21.1	114.8	5.1					
1993 5	97.4	87.8	-16.4	110.9	2.5	104.5	92.5	3.7	113.0	2.7					
1993 6	114.6	106.7	-3.7	107.4	-0.3	124.5	112.3	12.6	110.9	4.2					
1993 7	112.9	104.5	-11.5	108.0	-0.8	123.4	106.0	-11.8	116.4	6.9					
1993 8	75.4	68.7	-11.0	109.7	1.7	102.4	89.4	9.0	114.5	7.5					
1993 9	131.0	120.2	-3.0	109.0	0.6	129.5	113.7	15.3	113.9	9.7					
1993 10	131.9	117.7	-12.2	112.1	0.4	142.2	123.0	4.7	115.6	6.6					
1993 11	133.9	119.7	-0.3	111.9	1.6	138.5	122.5	14.9	113.1	-1.0					
1993 12	120.0	106.7	1.1	112.5	4.4	145.6	126.9	18.2	114.7	0.1					

SITC 82: MOEBEL UND TEILE
DAVON;
BETTAUSSTATTUNGEN UND
AEHNLICHE WAREN

SITC 82: FURNIT. + PARTS
THEREOF; BEDDG.,
MATTRESSES, MATTRESS
SUPPORTS, ...

CTCI 82: MEUBLES ET LEURS
PARTIES; ARTICLES DE
LITERIE, MATELAS, SOMM.
ETC.

	Intra-EU Intra-EU Intra-UE					Extra-EU Extra-EU Extra-UE									
	VAL	VOL	VOL Δ%	UV	UV Δ%	VAL	VOL	VOL Δ%	UV	UV Δ%					
	Jährliche Indizes					Annual Indices					Indices annuels				
1989	89.2	92.8	:	96.1	:	94.2	94.6	:	99.6	:					
1990	100.0	100.0	7.8	100.0	4.1	100.0	100.0	5.7	100.0	0.4					
1991	107.6	105.0	5.0	102.5	2.5	118.7	114.0	14.0	104.1	4.1					
1992	110.8	104.1	-0.9	106.4	3.8	133.3	122.3	7.3	109.0	4.7					
1993	80.0	75.9	-27.1	105.4	-0.9	152.3	132.1	8.0	115.3	5.8					
	Vierteljährliche Indizes					Quarterly Indices					Indices trimestriels				
1989 1	88.0	93.1	:	94.5	:	90.3	92.9	:	97.2	:					
1989 2	95.7	99.9	:	95.8	:	99.7	101.0	:	98.7	:					
1989 3	73.9	76.4	:	96.7	:	87.8	86.6	:	101.4	:					
1989 4	99.4	101.9	:	97.5	:	99.6	98.3	:	101.3	:					
1990 1	102.2	103.5	11.2	98.7	4.4	99.1	99.6	7.2	99.5	2.4					
1990 2	104.8	104.7	4.8	100.1	4.5	103.4	103.5	2.5	99.9	1.2					
1990 3	83.8	82.8	8.4	101.2	4.7	92.9	92.0	6.2	101.0	-0.4					
1990 4	109.7	109.5	7.5	100.2	2.8	104.2	104.4	6.2	99.8	-1.5					
1991 1	109.6	109.5	5.8	100.1	1.4	109.0	109.2	9.6	99.8	0.3					
1991 2	112.8	110.3	5.3	102.3	2.2	126.1	122.3	18.2	103.1	3.2					
1991 3	93.2	90.0	8.7	103.5	2.3	116.5	108.3	17.7	107.6	6.5					
1991 4	114.3	109.8	0.3	104.1	3.9	123.4	116.3	11.4	106.1	6.3					
1992 1	118.0	112.3	2.6	105.1	5.0	131.0	122.0	11.7	107.4	7.6					
1992 2	113.9	107.8	-2.3	105.7	3.3	135.3	125.4	2.5	107.9	4.7					
1992 3	93.4	87.4	-2.9	106.9	3.3	122.8	113.5	4.8	108.2	0.6					
1992 4	118.5	109.8	0.0	107.9	3.7	145.6	129.9	11.7	112.1	5.7					
1993 1	78.2	74.3	-33.8	105.3	0.2	146.6	128.4	5.2	114.2	6.3					
1993 2	81.0	75.5	-30.0	107.3	1.5	155.1	136.2	8.6	113.9	5.6					
1993 3	68.2	64.4	-26.3	105.9	-0.9	140.7	120.7	6.3	116.6	7.8					
1993 4	88.0	85.0	-22.6	103.5	-4.1	167.1	143.3	10.3	116.6	4.0					
	Monatliche Indizes					Monthly Indices					Indices mensuels				
1989 1	77.5	83.1	:	93.3	:	83.2	87.0	:	95.6	:					
1989 2	87.6	92.3	:	94.9	:	88.3	90.7	:	97.3	:					
1989 3	98.6	103.8	:	95.0	:	99.6	101.2	:	98.4	:					
1989 4	95.2	99.7	:	95.5	:	100.7	102.9	:	97.9	:					
1989 5	93.2	97.2	:	95.9	:	94.2	96.6	:	97.5	:					
1989 6	98.6	102.8	:	95.9	:	104.1	103.6	:	100.5	:					
1989 7	78.8	81.1	:	97.2	:	84.8	84.5	:	100.4	:					
1989 8	57.7	60.6	:	95.2	:	80.7	81.3	:	99.3	:					
1989 9	85.0	87.5	:	97.1	:	97.9	94.0	:	104.1	:					
1989 10	104.4	108.2	:	96.5	:	103.5	101.1	:	102.4	:					
1989 11	100.6	103.7	:	97.0	:	103.4	103.1	:	100.3	:					
1989 12	93.3	93.9	:	99.4	:	92.0	90.9	:	101.2	:					

SITC 82: MOEBEL UND TEILE
DAVON;
BETTAUSSTATTUNGEN UND
AEHNLICHE WAREN

SITC 82: FURNIT. + PARTS
THEREOF; BEDDG.,
MATTRESSES, MATTRESS
SUPPORTS, ...

CTCI 82: MEUBLES ET LEURS
PARTIES; ARTICLES DE
LITERIE, MATELAS, SOMM.
ETC.

	Intra-EU Intra-EU Intra-UE					Extra-EU Extra-EU Extra-UE									
	VAL	VOL	VOL Δ%	UV	UV Δ%	VAL	VOL	VOL Δ%	UV	UV Δ%					
	Jährliche Indizes					Annual Indices					Indices annuels				
1989	89.4	92.8	:	96.3	:	98.5	99.8	:	98.7	:					
1990	100.0	100.0	7.8	100.0	3.8	100.0	100.0	0.2	100.0	1.3					
1991	107.2	105.5	5.5	101.6	1.6	99.4	98.3	-1.7	101.1	1.1					
1992	109.4	104.6	-0.9	104.6	3.0	98.5	94.9	-3.5	103.8	2.7					
1993	101.9	93.8	-10.3	108.6	3.8	106.1	103.8	9.4	102.2	-1.5					
	Vierteljährliche Indizes					Quarterly Indices					Indices trimestriels				
1989 1	88.8	94.8	:	93.7	:	96.3	102.3	:	94.1	:					
1989 2	93.9	98.4	:	95.4	:	108.9	111.6	:	97.6	:					
1989 3	76.2	78.2	:	97.5	:	97.2	96.0	:	101.2	:					
1989 4	98.3	99.7	:	98.6	:	120.3	118.4	:	101.6	:					
1990 1	102.5	103.9	9.6	98.7	5.3	101.3	103.5	1.2	97.9	4.0					
1990 2	105.1	105.6	7.3	99.5	4.3	104.0	104.0	-6.8	100.0	2.5					
1990 3	83.2	82.7	5.8	100.6	3.2	88.9	87.5	-8.9	101.6	0.4					
1990 4	109.5	108.1	8.4	101.3	2.7	105.6	104.8	-11.5	100.8	-0.8					
1991 1	110.3	111.3	7.1	99.1	0.4	93.5	97.0	-6.3	96.4	-1.5					
1991 2	111.5	110.7	4.8	100.7	1.2	100.8	99.9	-3.9	100.9	0.9					
1991 3	92.0	89.6	8.3	102.7	2.1	89.4	86.7	-0.9	103.1	1.5					
1991 4	113.1	108.9	0.7	103.9	2.6	112.4	108.3	3.3	103.8	3.0					
1992 1	118.3	114.9	3.2	103.0	3.9	106.8	103.5	6.7	103.2	7.1					
1992 2	115.2	110.2	-0.5	104.5	3.8	105.5	100.1	0.2	105.4	4.5					
1992 3	93.7	89.4	-0.2	104.8	2.0	98.9	95.5	10.1	103.6	0.5					
1992 4	116.3	109.5	0.6	106.2	2.2	113.8	110.3	1.8	103.2	-0.6					
1993 1	105.2	96.6	-15.9	108.9	5.7	97.2	96.7	-6.6	100.5	-2.6					
1993 2	103.6	94.1	-14.6	110.1	5.4	103.5	100.2	0.1	103.3	-2.0					
1993 3	84.9	78.8	-11.9	107.8	2.9	99.6	97.8	2.4	101.8	-1.7					
1993 4	111.7	103.9	-5.1	107.5	1.2	124.4	120.5	9.2	103.2	0.0					
	Monatliche Indizes					Monthly Indices					Indices mensuels				
1989 1	77.3	84.3	:	91.7	:	86.2	93.1	:	92.6	:					
1989 2	91.0	96.7	:	94.1	:	96.5	102.4	:	94.2	:					
1989 3	98.1	103.4	:	94.9	:	106.1	111.4	:	95.2	:					
1989 4	94.4	98.9	:	95.4	:	106.0	108.9	:	97.3	:					
1989 5	91.8	96.0	:	95.6	:	109.0	111.1	:	98.1	:					
1989 6	95.6	100.3	:	95.3	:	111.9	114.9	:	97.4	:					
1989 7	83.1	83.3	:	99.8	:	105.9	104.2	:	101.6	:					
1989 8	56.3	59.2	:	95.1	:	88.6	87.3	:	101.5	:					
1989 9	89.4	92.2	:	97.0	:	97.0	96.5	:	100.5	:					
1989 10	101.4	104.9	:	96.7	:	120.7	120.1	:	100.5	:					
1989 11	98.9	99.5	:	99.4	:	121.3	119.5	:	101.5	:					
1989 12	94.7	94.7	:	100.0	:	118.9	115.7	:	102.8	:					

SITC 82: MOEBEL UND TEILE
DAVON;
BETTAUSSTATTUNGEN UND
AEHNLICHE WAREN

SITC 82: FURNIT. + PARTS
THEREOF; BEDDG.,
MATTRESSES, MATTRESS
SUPPORTS, ...

CTCI 82: MEUBLES ET LEURS
PARTIES; ARTICLES DE
LITERIE, MATELAS, SOMM.
ETC.

	Intra-EU Intra-EU Intra-UE					Extra-EU Extra-EU Extra-UE									
	VAL	VOL	VOL Δ%	UV	UV Δ%	VAL	VOL	VOL Δ%	UV	UV Δ%					
	Monatliche Indizes					Monthly Indices					Indices mensuels				
1990 1	91.4	93.6	12.6	97.7	4.7	93.2	94.6	8.7	98.5	3.0					
1990 2	99.6	100.9	9.3	98.7	4.0	94.6	94.2	3.9	100.4	3.2					
1990 3	115.4	116.0	11.8	99.5	4.7	109.1	109.8	8.5	99.4	1.0					
1990 4	105.0	105.1	5.4	99.9	4.6	103.6	103.5	0.6	100.1	2.2					
1990 5	106.3	106.3	9.4	100.0	4.3	106.9	106.8	10.6	100.1	2.7					
1990 6	103.0	102.6	-0.2	100.4	4.7	99.9	100.2	-3.3	99.7	-0.8					
1990 7	91.1	89.5	10.4	101.8	4.7	94.9	93.8	11.0	101.2	0.8					
1990 8	67.7	67.8	11.9	99.9	4.9	87.7	87.4	7.5	100.3	1.0					
1990 9	92.6	91.1	4.1	101.7	4.7	96.0	94.7	0.7	101.4	-2.6					
1990 10	115.1	114.6	5.9	100.4	4.0	108.9	108.0	6.8	100.8	-1.6					
1990 11	112.6	113.6	9.5	99.1	2.2	105.3	106.1	2.9	99.2	-1.1					
1990 12	101.6	100.3	6.8	101.3	1.9	98.4	99.2	9.1	99.2	-2.0					
1991 1	102.1	103.6	10.7	98.6	0.9	106.9	106.9	13.0	100.0	1.5					
1991 2	108.4	108.2	7.2	100.2	1.5	101.4	102.6	8.9	98.8	-1.6					
1991 3	118.0	116.5	0.4	101.3	1.8	119.0	118.3	7.7	100.6	1.2					
1991 4	115.3	113.4	7.9	101.7	1.8	130.8	129.0	24.6	101.4	1.3					
1991 5	114.4	111.2	4.6	102.9	2.9	128.5	124.5	16.6	103.2	3.1					
1991 6	109.0	106.3	3.6	102.5	2.1	118.7	113.3	13.1	104.8	5.1					
1991 7	109.4	104.6	16.9	104.6	2.8	124.5	116.6	24.3	106.8	5.5					
1991 8	65.9	64.5	-4.9	102.1	2.2	106.1	97.0	11.0	109.4	9.1					
1991 9	104.4	101.1	11.0	103.3	1.6	119.0	111.3	17.5	106.9	5.4					
1991 10	121.0	116.9	2.0	103.5	3.1	133.5	125.8	16.5	106.1	5.3					
1991 11	114.5	110.0	-3.2	104.1	5.0	124.4	116.3	9.6	107.0	7.9					
1991 12	107.6	102.5	2.2	105.0	3.7	112.2	106.8	7.7	105.1	5.9					
1992 1	101.7	98.6	-4.8	103.1	4.6	116.4	108.0	1.0	107.8	7.8					
1992 2	120.1	113.8	5.2	105.5	5.3	129.8	120.6	17.5	107.6	8.9					
1992 3	132.4	124.6	7.0	106.3	4.9	146.9	137.4	16.1	106.9	6.3					
1992 4	122.6	116.2	2.5	105.5	3.7	146.8	135.4	5.0	108.4	6.9					
1992 5	108.4	102.5	-7.8	105.8	2.8	133.0	124.1	-0.3	107.2	3.9					
1992 6	110.7	104.7	-1.5	105.7	3.1	126.2	116.7	3.0	108.1	3.1					
1992 7	107.3	100.5	-3.9	106.8	2.1	134.8	124.6	6.9	108.2	1.3					
1992 8	66.7	63.3	-1.9	105.3	3.1	104.0	97.4	0.4	106.8	-2.4					
1992 9	106.4	98.5	-2.6	108.0	4.5	129.4	118.5	6.5	109.2	2.2					
1992 10	118.0	109.2	-6.6	108.1	4.4	139.8	124.6	-1.0	112.2	5.7					
1992 11	117.3	109.8	-0.2	106.8	2.6	143.6	129.5	11.3	110.9	3.6					
1992 12	120.3	110.5	7.8	108.9	3.7	153.4	135.6	27.0	113.1	7.6					
1993 1	66.8	64.5	-34.6	103.6	0.5	118.0	103.1	-4.5	114.5	6.2					
1993 2	75.3	70.4	-38.1	107.0	1.4	153.0	134.6	11.6	113.7	5.7					
1993 3	92.7	88.1	-29.3	105.2	-1.0	168.6	147.4	7.3	114.4	7.0					
1993 4	82.5	76.7	-34.0	107.6	2.0	166.3	144.5	6.7	115.1	6.2					
1993 5	80.3	76.0	-25.9	105.7	-0.1	144.3	127.4	2.7	113.3	5.7					
1993 6	80.1	73.8	-29.5	108.6	2.7	155.0	136.7	17.1	113.4	4.9					
1993 7	71.7	68.0	-32.3	105.5	-1.2	138.6	119.5	-4.1	116.0	7.2					
1993 8	53.2	51.0	-19.4	104.4	-0.9	132.3	113.3	16.3	116.8	9.4					
1993 9	79.8	74.3	-24.6	107.4	-0.6	151.4	129.3	9.1	117.1	7.2					
1993 10	85.4	82.4	-24.5	103.7	-4.1	156.1	133.2	6.9	117.2	4.5					
1993 11	86.8	84.5	-23.0	102.7	-3.8	176.0	150.3	16.1	117.1	5.6					
1993 12	91.8	88.2	-20.2	104.1	-4.4	169.1	146.4	8.0	115.5	2.1					

SITC 82: MOEBEL UND TEILE
DAVON;
BETTAUSSTATTUNGEN UND
AEHNLICHE WAREN

SITC 82: FURNIT. + PARTS
THEREOF; BEDDG.,
MATTRESSES, MATTRESS
SUPPORTS, ...

CTCI 82: MEUBLES ET LEURS
PARTIES; ARTICLES DE
LITERIE, MATELAS, SOMM.
ETC.

	Intra-EU Intra-EU Intra-UE					Extra-EU Extra-EU Extra-UE									
	VAL	VOL	VOL Δ%	UV	UV Δ%	VAL	VOL	VOL Δ%	UV	UV Δ%					
	Monatliche Indizes					Monthly indices					Indices mensuels				
1990 1	91.9	94.1	11.6	97.7	6.5	91.8	94.3	1.3	97.3	5.1					
1990 2	99.7	99.8	3.2	99.9	6.2	99.9	102.6	0.2	97.4	3.4					
1990 3	116.0	117.9	14.0	98.4	3.7	112.6	113.7	2.1	99.0	4.0					
1990 4	106.0	106.3	7.5	99.7	4.5	101.8	100.5	-7.7	101.3	4.1					
1990 5	107.0	107.2	11.7	99.8	4.4	104.9	106.2	-4.4	98.8	0.7					
1990 6	102.4	103.3	3.0	99.1	4.0	105.4	105.5	-8.2	99.9	2.6					
1990 7	90.1	88.6	6.4	101.7	1.9	95.8	92.2	-11.5	103.9	2.3					
1990 8	64.7	65.4	10.5	98.9	4.0	85.1	82.9	-5.0	102.7	1.2					
1990 9	95.1	94.3	2.3	100.8	3.9	85.8	87.5	-9.3	98.1	-2.4					
1990 10	116.8	115.8	10.4	100.9	4.3	110.4	109.7	-8.7	100.6	0.1					
1990 11	112.5	112.2	12.8	100.3	0.9	108.8	107.4	-10.1	101.3	-0.2					
1990 12	99.0	96.2	1.6	102.9	2.9	97.7	97.4	-15.8	100.3	-2.4					
1991 1	103.7	106.6	13.3	97.3	-0.4	90.3	98.1	4.0	92.0	-5.4					
1991 2	110.1	110.5	10.7	99.6	-0.3	92.2	94.7	-7.7	97.4	0.0					
1991 3	117.4	116.9	-0.8	100.4	2.0	97.9	98.0	-13.8	99.9	0.9					
1991 4	115.2	115.1	8.3	100.1	0.4	100.3	100.5	0.0	99.8	-1.5					
1991 5	110.2	109.0	1.7	101.1	1.3	103.7	102.6	-3.4	101.1	2.3					
1991 6	109.2	108.1	4.6	101.0	1.9	98.3	96.5	-8.5	101.9	2.0					
1991 7	103.1	98.0	10.6	105.2	3.4	109.4	103.7	12.5	105.5	1.5					
1991 8	65.6	65.5	0.2	100.2	1.3	74.6	73.0	-11.9	102.2	-0.5					
1991 9	107.2	105.2	11.6	101.9	1.1	84.2	83.4	-4.7	101.0	3.0					
1991 10	120.0	116.6	0.7	102.9	2.0	118.5	113.8	3.7	104.1	3.5					
1991 11	111.1	107.2	-4.5	103.6	3.3	111.0	107.9	0.5	102.9	1.6					
1991 12	108.2	102.8	6.9	105.3	2.3	107.5	103.1	5.9	104.3	4.0					
1992 1	106.2	105.3	-1.2	100.9	3.7	93.0	92.0	-6.2	101.1	9.9					
1992 2	119.4	116.7	5.6	102.3	2.7	106.9	104.5	10.3	102.3	5.0					
1992 3	129.5	122.9	5.1	105.4	5.0	120.5	114.1	16.4	105.6	5.7					
1992 4	122.6	119.0	3.4	103.0	2.9	110.9	104.8	4.3	105.8	6.0					
1992 5	110.5	105.7	-3.0	104.5	3.4	105.6	99.7	-2.8	105.9	4.7					
1992 6	112.3	105.8	-2.1	106.1	5.0	99.9	95.8	-0.7	104.3	2.4					
1992 7	107.3	101.1	3.2	106.1	0.9	120.6	115.7	11.6	104.2	-1.2					
1992 8	61.8	59.9	-8.5	103.2	3.0	77.3	73.7	1.0	104.9	2.6					
1992 9	112.0	107.3	2.0	104.4	2.5	98.9	97.1	16.4	101.9	0.9					
1992 10	122.6	115.8	-0.7	105.9	2.9	116.0	112.6	-1.1	103.0	-1.1					
1992 11	114.2	107.3	0.1	106.4	2.7	113.7	109.6	1.6	103.7	0.8					
1992 12	111.9	105.4	2.5	106.2	0.9	112.1	108.8	5.5	103.0	-1.2					
1993 1	92.7	86.7	-17.7	106.9	5.9	82.1	82.8	-10.0	99.1	-2.0					
1993 2	104.6	95.2	-18.4	109.9	7.4	98.2	97.7	-6.5	100.5	-1.8					
1993 3	118.4	108.0	-12.1	109.6	4.0	111.4	109.8	-3.8	101.5	-3.9					
1993 4	106.2	97.1	-18.4	109.4	6.2	98.3	96.0	-8.4	102.4	-3.2					
1993 5	102.2	93.0	-12.0	109.9	5.2	104.0	101.1	1.4	102.9	-2.8					
1993 6	102.5	92.3	-12.8	111.0	4.6	108.2	103.4	7.9	104.6	0.3					
1993 7	87.0	80.5	-20.4	108.1	1.9	109.4	105.6	-8.7	103.6	-0.6					
1993 8	60.6	57.0	-4.8	106.4	3.1	83.6	82.3	11.7	101.6	-3.1					
1993 9	107.1	98.9	-7.8	108.3	3.7	105.5	105.4	8.5	100.1	-1.8					
1993 10	109.6	101.9	-12.0	107.6	1.6	119.9	115.3	2.4	104.0	1.0					
1993 11	108.5	101.8	-5.1	106.6	0.2	118.4	114.2	4.2	103.7	0.0					
1993 12	117.1	108.1	2.6	108.3	2.0	134.4	131.9	21.2	101.9	-1.1					

SITC 83: REISEARTIKEL,
HANDTASCHEN UND
AEHNLICHE BEHAELTNISSE

SITC 83: TRAVEL GOODS,
HANDBAGS AND SIMILAR
CONTAINERS

CTCI 83: ARTICLES DE
VOYAGE, SACS A MAIN ET
CONTENANTS SIMILAIRES

	Intra-EU Intra-EU Intra-UE					Extra-EU Extra-EU Extra-UE									
	VAL	VOL	VOL Δ%	UV	UV Δ%	VAL	VOL	VOL Δ%	UV	UV Δ%					
	Jährliche Indizes					Annual Indices					Indices annuels				
1989	87.3	91.4	:	95.5	:	94.6	89.2	:	106.1	:					
1990	100.0	100.0	9.4	100.0	4.7	100.0	100.0	12.1	100.0	-5.7					
1991	100.1	95.5	-4.5	104.8	4.8	122.6	117.1	17.1	104.7	4.7					
1992	104.0	97.2	1.8	107.0	2.1	124.3	121.9	4.1	102.0	-2.6					
1993	87.8	82.0	-15.6	107.1	0.1	131.4	123.6	1.4	106.3	4.2					
	Vierteljährliche Indizes					Quarterly Indices					Indices trimestriels				
1989 1	84.0	89.4	:	94.0	:	90.7	87.6	:	103.5	:					
1989 2	84.9	90.3	:	94.0	:	100.3	95.1	:	105.5	:					
1989 3	85.5	88.1	:	97.0	:	101.1	93.1	:	108.6	:					
1989 4	96.3	99.4	:	96.9	:	86.9	81.3	:	106.9	:					
1990 1	100.9	97.8	9.4	103.2	9.8	99.3	95.2	8.7	104.3	0.8					
1990 2	97.5	98.4	9.0	99.1	5.4	103.9	102.5	7.8	101.4	-3.9					
1990 3	98.2	98.7	12.0	99.5	2.6	100.4	100.9	8.4	99.5	-8.4					
1990 4	103.2	104.9	5.5	98.4	1.5	96.6	101.5	24.8	95.2	-10.9					
1991 1	101.9	98.5	0.7	103.5	0.3	114.6	117.5	23.4	97.5	-6.5					
1991 2	100.4	100.0	1.6	100.4	1.3	129.8	125.7	22.6	103.3	1.9					
1991 3	96.9	88.8	-10.0	109.1	9.6	134.6	121.5	20.4	110.8	11.4					
1991 4	99.9	93.6	-10.8	106.7	8.4	110.9	103.4	1.9	107.3	12.7					
1992 1	109.4	98.4	-0.1	111.2	7.4	127.3	120.8	2.8	105.4	8.1					
1992 2	102.6	99.3	-0.7	103.3	2.9	134.7	131.7	4.8	102.3	-1.0					
1992 3	103.5	95.3	7.3	108.6	-0.5	122.8	123.3	1.5	99.6	-10.1					
1992 4	103.6	98.8	5.6	104.9	-1.7	113.2	112.6	8.9	100.5	-6.3					
1993 1	90.9	85.4	-13.2	106.4	-4.3	128.8	120.7	-0.1	106.7	1.2					
1993 2	83.1	78.5	-20.9	105.9	2.5	141.8	136.2	3.4	104.1	1.8					
1993 3	82.8	75.0	-21.3	110.4	1.7	137.2	126.7	2.8	108.3	8.7					
1993 4	85.7	80.9	-18.1	105.9	1.0	117.8	110.9	-1.5	106.2	5.7					
	Monatliche Indizes					Monthly Indices					Indices mensuels				
1989 1	69.1	75.9	:	91.1	:	87.8	87.1	:	100.8	:					
1989 2	83.7	87.6	:	95.6	:	88.0	83.8	:	105.0	:					
1989 3	99.4	104.8	:	94.8	:	96.3	92.0	:	104.7	:					
1989 4	86.5	92.4	:	93.6	:	90.3	86.4	:	104.5	:					
1989 5	76.3	81.1	:	94.1	:	100.2	94.5	:	106.0	:					
1989 6	91.8	97.3	:	94.3	:	110.3	104.3	:	105.8	:					
1989 7	90.1	94.9	:	94.9	:	101.1	93.5	:	108.1	:					
1989 8	81.5	81.2	:	100.4	:	101.1	94.1	:	107.4	:					
1989 9	84.9	88.3	:	96.2	:	101.1	91.7	:	110.3	:					
1989 10	106.8	110.2	:	96.9	:	98.7	89.5	:	110.3	:					
1989 11	97.3	100.5	:	96.8	:	87.6	82.1	:	106.7	:					
1989 12	85.0	87.6	:	97.0	:	74.2	72.2	:	102.8	:					

EU Ausfuhr
SITC 83: REISEARTIKEL,
HANDTASCHEN UND
AEHNLICHE BEHAELTNISSE

EU Exports
SITC 83: TRAVEL GOODS,
HANDBAGS AND SIMILAR
CONTAINERS

Exportations UE
CTCI 83: ARTICLES DE
VOYAGE, SACS A MAIN ET
CONTENANTS SIMILAIRES

	Intra-EU Intra-EU Intra-UE					Extra-EU Extra-EU Extra-UE									
	VAL	VOL	VOL Δ%	UV	UV Δ%	VAL	VOL	VOL Δ%	UV	UV Δ%					
	Jährliche Indizes					Annual Indices					Indices annuels				
1989	89.2	94.5	:	94.4	:	98.6	99.6	:	99.0	:					
1990	100.0	100.0	5.8	100.0	5.9	100.0	100.0	0.4	100.0	1.0					
1991	97.6	95.0	-5.0	102.7	2.7	91.6	85.2	-14.8	107.5	7.5					
1992	103.8	97.8	2.9	106.1	3.3	94.5	86.1	1.1	109.8	2.1					
1993	103.7	86.2	-11.9	120.3	13.4	99.9	87.3	1.4	114.4	4.2					
	Vierteljährliche Indizes					Quarterly Indices					Indices trimestriels				
1989 1	84.4	92.3	:	91.4	:	86.9	92.9	:	93.5	:					
1989 2	84.8	92.1	:	92.1	:	103.2	101.8	:	101.4	:					
1989 3	89.7	91.6	:	97.9	:	97.1	99.7	:	97.4	:					
1989 4	97.6	101.7	:	96.0	:	118.5	115.4	:	102.7	:					
1990 1	101.1	99.8	8.1	101.3	10.8	100.1	97.3	4.7	102.9	10.1					
1990 2	98.2	100.2	8.8	98.0	6.4	99.1	101.4	-0.4	97.7	-3.6					
1990 3	97.9	97.2	6.1	100.7	2.9	98.1	99.1	-0.6	99.0	1.6					
1990 4	103.4	103.3	1.6	100.1	4.3	102.2	101.7	-11.9	100.5	-2.1					
1991 1	102.9	101.9	2.1	101.0	-0.3	89.4	87.6	-10.0	102.1	-0.8					
1991 2	94.1	95.4	-4.8	98.6	0.6	84.1	79.7	-21.4	105.5	8.0					
1991 3	95.1	89.3	-8.1	106.5	5.8	90.0	79.4	-19.9	113.4	14.5					
1991 4	97.3	92.7	-10.3	105.0	4.9	100.2	91.8	-9.7	109.1	8.6					
1992 1	110.2	98.7	-3.1	111.7	10.6	101.8	88.9	1.5	114.5	12.1					
1992 2	97.2	94.2	-1.3	103.2	4.7	88.4	82.8	3.9	106.8	1.2					
1992 3	98.4	92.7	3.8	106.1	-0.4	97.8	89.0	12.1	109.9	-3.1					
1992 4	110.3	106.7	15.1	103.4	-1.5	102.4	94.7	3.2	108.1	-0.9					
1993 1	104.6	86.2	-12.7	121.4	8.7	86.9	75.4	-15.2	115.2	0.6					
1993 2	96.3	85.7	-9.0	112.4	8.9	93.5	83.8	1.2	111.6	4.5					
1993 3	103.1	82.9	-10.6	124.4	17.2	102.9	88.2	-0.9	116.7	6.2					
1993 4	109.2	88.7	-16.9	123.1	19.1	116.7	102.3	8.0	114.1	5.6					
	Monatliche Indizes					Monthly Indices					Indices mensuels				
1989 1	66.7	76.5	:	87.2	:	75.7	79.9	:	94.7	:					
1989 2	89.9	96.9	:	92.8	:	88.0	94.9	:	92.7	:					
1989 3	96.3	103.5	:	93.0	:	97.1	104.0	:	93.4	:					
1989 4	82.3	85.6	:	96.2	:	101.4	96.5	:	105.1	:					
1989 5	80.2	88.2	:	90.9	:	91.9	89.7	:	102.4	:					
1989 6	91.9	102.3	:	89.8	:	116.5	119.4	:	97.6	:					
1989 7	99.6	99.7	:	99.9	:	122.3	127.4	:	96.0	:					
1989 8	73.3	74.5	:	98.4	:	86.0	86.0	:	100.0	:					
1989 9	96.1	100.5	:	95.6	:	83.1	85.7	:	97.0	:					
1989 10	108.7	113.1	:	96.1	:	115.7	111.8	:	103.5	:					
1989 11	97.7	100.8	:	96.9	:	123.7	121.4	:	101.9	:					
1989 12	86.8	91.4	:	95.0	:	116.2	113.0	:	102.8	:					

SITC 83: REISEARTIKEL,
HANDTASCHEN UND
AEHNLICHE BEHAELTNISSE

SITC 83: TRAVEL GOODS,
HANDBAGS AND SIMILAR
CONTAINERS

CTCI 83: ARTICLES DE
VOYAGE, SACS A MAIN ET
CONTENANTS SIMILAIRES

	Intra-EU Intra-EU Intra-UE					Extra-EU Extra-EU Extra-UE									
	VAL	VOL	VOL Δ%	UV	UV Δ%	VAL	VOL	VOL Δ%	UV	UV Δ%					
	Monatliche Indizes					Monthly Indices					Indices mensuels				
1990 1	81.7	80.9	6.6	101.0	10.9	102.4	97.8	12.3	104.7	3.9					
1990 2	103.1	99.4	13.5	103.7	8.5	97.3	92.7	10.6	105.0	0.0					
1990 3	117.9	113.0	7.8	104.3	10.0	98.0	95.1	3.4	103.1	-1.5					
1990 4	104.3	101.9	10.3	102.4	9.4	97.9	94.5	9.4	103.6	-0.9					
1990 5	93.2	94.9	17.0	98.2	4.4	108.3	104.8	10.9	103.3	-2.5					
1990 6	94.9	98.3	1.0	96.5	2.3	105.5	108.2	3.7	97.5	-7.8					
1990 7	112.7	110.9	16.9	101.6	7.1	99.1	98.4	5.2	100.7	-6.8					
1990 8	89.1	88.0	8.4	101.2	0.8	110.5	111.1	18.1	99.5	-7.4					
1990 9	92.8	97.2	10.1	95.5	-0.7	91.3	93.1	1.5	98.1	-11.1					
1990 10	115.1	119.8	8.7	96.1	-0.8	108.0	110.9	23.9	97.4	-11.7					
1990 11	110.2	111.3	10.7	99.0	2.3	101.9	109.0	32.8	93.5	-12.4					
1990 12	84.4	83.6	-4.6	100.9	4.0	79.8	84.5	17.0	94.4	-8.2					
1991 1	88.9	87.7	8.4	101.4	0.4	112.1	115.3	17.9	97.2	-7.2					
1991 2	105.3	100.1	0.7	105.2	1.4	111.7	115.0	24.1	97.1	-7.5					
1991 3	111.6	107.7	-4.7	103.6	-0.7	120.0	122.1	28.4	98.3	-4.7					
1991 4	98.8	97.7	-4.1	101.1	-1.3	119.5	116.0	22.8	103.0	-0.6					
1991 5	91.8	93.4	-1.6	98.3	0.1	138.6	133.3	27.2	104.0	0.7					
1991 6	110.5	108.9	10.8	101.5	5.2	131.5	127.9	18.2	102.8	5.4					
1991 7	117.3	109.7	-1.1	106.9	5.2	134.7	121.5	23.5	110.9	10.1					
1991 8	81.6	72.3	-17.8	112.8	11.5	139.2	126.3	13.7	110.2	10.8					
1991 9	91.9	84.4	-13.2	108.9	14.0	130.1	116.8	25.5	111.4	13.6					
1991 10	112.9	105.8	-11.7	106.7	11.0	133.9	123.5	11.4	108.4	11.3					
1991 11	100.8	94.2	-15.4	107.0	8.1	113.4	106.0	-2.8	107.0	14.4					
1991 12	86.0	80.8	-3.3	106.4	5.5	85.4	80.6	-4.6	106.0	12.3					
1992 1	93.1	85.2	-2.9	109.3	7.8	127.2	121.1	5.0	105.0	8.0					
1992 2	110.7	96.9	-3.2	114.2	8.6	132.6	126.3	9.8	105.0	8.1					
1992 3	124.6	113.1	5.0	110.2	6.4	122.4	115.1	-5.7	106.3	8.1					
1992 4	111.3	106.3	8.8	104.7	3.6	128.0	121.9	5.1	105.0	1.9					
1992 5	93.2	92.1	-1.4	101.2	3.0	131.3	129.1	-3.2	101.7	-2.2					
1992 6	103.2	99.5	-8.6	103.7	2.2	145.0	144.1	12.7	100.6	-2.1					
1992 7	123.7	113.0	3.0	109.5	2.4	132.8	132.5	9.1	100.2	-9.6					
1992 8	83.5	77.5	7.2	107.7	-4.5	114.7	114.5	-9.3	100.2	-9.1					
1992 9	103.3	95.5	13.2	108.2	-0.6	120.9	123.0	5.3	98.3	-11.8					
1992 10	114.1	108.5	2.6	105.2	-1.4	120.8	121.9	-1.3	99.1	-8.6					
1992 11	104.0	100.0	6.2	104.0	-2.8	110.8	110.5	4.2	100.3	-6.3					
1992 12	93.0	88.0	8.9	105.7	-0.7	108.0	105.5	30.9	102.4	-3.4					
1993 1	67.9	60.0	-29.6	113.1	3.5	130.3	124.1	2.5	105.0	0.0					
1993 2	97.4	93.8	-3.2	103.8	-9.1	139.6	129.6	2.6	107.7	2.6					
1993 3	107.3	102.4	-9.5	104.8	-4.9	116.3	108.4	-5.8	107.3	0.9					
1993 4	79.6	76.2	-28.3	104.4	-0.3	144.8	137.4	12.7	105.4	0.4					
1993 5	79.5	75.1	-18.5	105.9	4.6	135.5	131.8	2.1	102.8	1.1					
1993 6	90.5	84.3	-15.3	107.4	3.6	144.9	139.3	-3.3	104.0	3.4					
1993 7	96.3	88.4	-21.8	108.9	-0.5	139.2	130.1	-1.8	107.0	6.8					
1993 8	71.1	62.1	-19.9	114.5	6.3	137.6	126.1	10.1	109.1	8.9					
1993 9	80.9	74.4	-22.1	108.8	0.6	134.9	123.9	0.7	108.9	10.8					
1993 10	89.1	80.2	-26.1	111.1	5.6	125.8	117.6	-3.5	107.0	8.0					
1993 11	89.2	86.1	-13.9	103.6	-0.4	122.8	117.1	6.0	104.9	4.6					
1993 12	78.7	76.4	-13.2	103.0	-2.6	104.9	98.1	-7.0	106.9	4.4					

SITC 83: REISEARTIKEL,
HANDTASCHEN UND
AEHNLICHE BEHAELTNISSE

SITC 83: TRAVEL GOODS,
HANDBAGS AND SIMILAR
CONTAINERS

CTCI 83: ARTICLES DE
VOYAGE, SACS A MAIN ET
CONTENANTS SIMILAIRES

	Intra-EU Intra-EU Intra-UE					Extra-EU Extra-EU Extra-UE									
	VAL	VOL	VOL Δ%	UV	UV Δ%	VAL	VOL	VOL Δ%	UV	UV Δ%					
	Monatliche Indizes					Monthly Indices					Indices mensuels				
1990 1	88.9	90.2	17.9	98.6	13.1	93.0	94.4	18.1	98.5	4.0					
1990 2	104.5	100.2	3.4	104.3	12.4	103.9	98.5	3.8	105.5	13.8					
1990 3	109.8	109.1	5.4	100.6	8.2	103.4	98.9	-4.9	104.5	11.9					
1990 4	103.4	102.7	20.0	100.7	4.7	103.0	100.0	3.6	103.0	-2.0					
1990 5	90.4	92.4	4.8	97.8	7.6	92.3	95.3	6.2	96.9	-5.4					
1990 6	100.6	105.5	3.1	95.4	6.2	101.8	108.9	-8.8	93.5	-4.2					
1990 7	107.3	104.1	4.4	103.1	3.2	118.9	122.4	-3.9	97.1	1.1					
1990 8	93.3	90.9	22.0	102.6	4.3	91.0	90.1	4.8	101.0	1.0					
1990 9	92.9	96.5	-4.0	96.3	0.7	84.5	84.7	-1.2	99.8	2.9					
1990 10	119.6	118.4	4.7	101.0	5.1	106.4	100.7	-9.9	105.7	2.1					
1990 11	101.4	101.7	0.9	99.7	2.9	95.1	99.0	-18.5	96.1	-5.7					
1990 12	89.5	89.9	-1.6	99.6	4.8	105.2	105.5	-6.6	99.7	-3.0					
1991 1	94.5	94.0	4.2	100.5	1.9	87.4	90.4	-4.2	96.7	-1.8					
1991 2	104.0	101.9	1.7	102.1	-2.1	96.7	94.7	-3.9	102.1	-3.2					
1991 3	110.4	109.9	0.7	100.5	-0.1	84.4	77.7	-21.4	108.6	3.9					
1991 4	97.0	99.0	-3.6	98.0	-2.7	89.1	83.0	-17.0	107.4	4.3					
1991 5	90.3	90.8	-1.7	99.4	1.6	79.7	75.3	-21.0	105.9	9.3					
1991 6	95.0	96.5	-8.5	98.4	3.1	83.4	80.9	-25.7	103.1	10.3					
1991 7	116.5	109.5	5.2	106.4	3.2	115.6	104.3	-14.8	110.8	14.1					
1991 8	75.1	68.8	-24.3	109.2	6.4	75.7	66.5	-26.2	113.9	12.8					
1991 9	93.6	89.5	-7.3	104.6	8.6	78.9	67.3	-20.5	117.2	17.4					
1991 10	119.2	110.9	-6.3	107.5	6.4	104.8	95.9	-4.8	109.3	3.4					
1991 11	91.6	87.5	-14.0	104.7	5.0	96.2	88.1	-11.0	109.2	13.6					
1991 12	81.4	79.8	-11.2	102.0	2.4	99.5	91.5	-13.3	108.7	9.0					
1992 1	95.8	88.3	-6.1	108.5	8.0	87.5	80.1	-11.4	109.3	13.0					
1992 2	111.2	97.9	-3.9	113.6	11.3	107.2	92.2	-2.6	116.3	13.9					
1992 3	123.6	109.7	-0.2	112.7	12.1	110.3	94.3	21.4	117.0	7.7					
1992 4	104.7	102.0	3.0	102.6	4.7	93.4	82.4	-0.7	113.4	5.6					
1992 5	89.1	87.3	-3.9	102.1	2.7	83.0	79.4	5.4	104.5	-1.3					
1992 6	97.8	93.3	-3.3	104.8	6.5	88.8	86.6	7.0	102.5	-0.6					
1992 7	120.4	114.7	4.7	105.0	-1.3	113.1	106.4	2.0	106.3	-4.1					
1992 8	83.5	77.5	12.6	107.8	-1.3	93.5	81.0	21.8	115.4	1.3					
1992 9	90.9	85.8	-4.1	106.0	1.3	87.0	79.7	18.4	109.2	-6.8					
1992 10	134.3	125.9	13.5	106.7	-0.7	113.8	101.5	5.8	112.1	2.6					
1992 11	106.6	104.4	19.3	102.1	-2.5	101.1	94.4	7.2	107.1	-1.9					
1992 12	90.2	89.8	12.5	100.4	-1.6	92.1	88.1	-3.7	104.5	-3.9					
1993 1	93.9	80.0	-9.4	117.4	8.2	76.1	69.6	-13.1	109.4	0.1					
1993 2	107.2	85.9	-12.3	124.8	9.9	92.1	78.8	-14.5	116.9	0.5					
1993 3	112.8	92.8	-15.4	121.6	7.9	92.5	77.9	-17.4	118.8	1.5					
1993 4	91.2	75.3	-26.2	121.1	18.0	92.1	80.3	-2.5	114.7	1.1					
1993 5	93.9	85.5	-2.1	109.8	7.5	87.5	77.5	-2.4	112.9	8.0					
1993 6	104.1	96.4	3.3	108.0	3.1	101.0	93.6	8.1	107.9	5.3					
1993 7	125.9	98.5	-14.1	127.8	21.7	118.7	107.5	1.0	110.4	3.9					
1993 8	72.6	60.6	-21.8	119.8	11.1	97.4	80.8	-0.2	120.5	4.4					
1993 9	110.7	89.5	4.3	123.7	16.7	92.7	76.2	-4.4	121.6	11.4					
1993 10	110.6	88.3	-29.9	125.2	17.3	118.9	103.5	2.0	114.9	2.5					
1993 11	105.0	81.2	-22.2	129.3	26.6	116.0	101.7	7.7	114.1	6.5					
1993 12	111.9	96.5	7.5	116.0	15.5	115.0	101.6	15.3	113.2	8.3					

SITC 84: BEKLEIDUNG UND
BEKLEIDUNGSZUBEHOERSITC 84: ARTICLES OF
APPAREL AND CLOTHING
ACCESSORIESCTCI 84: VETEMENTS ET
ACCESSOIRES DU
VETEMENT

	Intra-EU Intra-EU Intra-UE					Extra-EU Extra-EU Extra-UE									
	VAL	VOL	VOL Δ%	UV	UV Δ%	VAL	VOL	VOL Δ%	UV	UV Δ%					
	Jährliche Indizes					Annual Indices					Indices annuels				
1989	87.0	88.7	:	98.1	:	87.6	85.5	:	102.4	:					
1990	100.0	100.0	12.7	100.0	1.9	100.0	100.0	17.0	100.0	-2.3					
1991	113.1	113.0	13.0	100.1	0.1	124.4	121.2	21.2	102.6	2.6					
1992	118.8	117.5	4.0	101.1	1.0	129.0	126.1	4.0	102.3	-0.3					
1993	96.1	93.9	-20.1	102.3	1.2	139.3	133.3	5.7	104.5	2.2					
	Vierteljährliche Indizes					Quarterly Indices					Indices trimestriels				
1989 1	93.9	91.7	:	102.4	:	92.4	90.5	:	102.1	:					
1989 2	68.8	73.6	:	93.5	:	74.5	74.0	:	100.7	:					
1989 3	103.2	102.8	:	100.4	:	99.3	95.6	:	103.9	:					
1989 4	84.6	89.3	:	94.7	:	84.0	82.1	:	102.3	:					
1990 1	107.0	100.5	9.6	106.5	4.0	106.7	102.6	13.4	104.0	1.9					
1990 2	78.7	81.7	11.0	96.3	3.0	83.8	83.4	12.7	100.5	-0.2					
1990 3	115.9	114.1	11.0	101.6	1.2	111.2	112.0	17.2	99.3	-4.4					
1990 4	98.0	103.4	15.8	94.8	0.1	98.2	101.9	24.1	96.4	-5.8					
1991 1	122.8	116.4	15.8	105.5	-0.9	128.8	128.9	25.6	99.9	-3.9					
1991 2	86.3	90.2	10.4	95.7	-0.6	106.1	105.0	25.9	101.0	0.5					
1991 3	134.2	132.1	15.8	101.6	0.0	147.2	138.6	23.8	106.2	6.9					
1991 4	107.7	111.8	8.1	96.3	1.6	115.0	112.0	9.9	102.7	6.5					
1992 1	134.4	123.5	6.1	108.8	3.1	142.5	134.8	4.6	105.7	5.8					
1992 2	89.0	91.0	0.9	97.8	2.2	102.5	99.9	-4.9	102.6	1.6					
1992 3	142.8	140.7	6.5	101.5	-0.1	147.8	147.2	6.2	100.4	-5.5					
1992 4	112.3	118.1	5.6	95.1	-1.2	124.5	123.6	10.4	100.7	-1.9					
1993 1	104.5	96.8	-21.6	108.0	-0.7	142.9	133.7	-0.8	106.9	1.1					
1993 2	71.1	72.9	-19.9	97.5	-0.3	116.3	112.7	12.8	103.2	0.6					
1993 3	108.5	103.4	-26.5	104.9	3.3	164.6	156.5	6.3	105.2	4.8					
1993 4	91.3	93.8	-20.6	97.3	2.3	133.3	130.4	5.5	102.2	1.5					
	Monatliche Indizes					Monthly Indices					Indices mensuels				
1989 1	81.9	82.0	:	99.9	:	92.7	92.2	:	100.5	:					
1989 2	96.4	93.4	:	103.2	:	92.7	90.6	:	102.3	:					
1989 3	103.2	99.6	:	103.6	:	91.8	88.7	:	103.5	:					
1989 4	75.5	77.4	:	97.6	:	76.1	75.1	:	101.3	:					
1989 5	59.9	66.0	:	90.8	:	68.5	69.2	:	99.0	:					
1989 6	71.1	77.5	:	91.8	:	79.0	77.8	:	101.6	:					
1989 7	101.7	102.3	:	99.4	:	89.4	86.5	:	103.4	:					
1989 8	102.6	101.3	:	101.3	:	104.7	101.0	:	103.7	:					
1989 9	105.4	104.8	:	100.6	:	104.1	99.4	:	104.7	:					
1989 10	103.9	107.4	:	96.7	:	97.2	94.3	:	103.1	:					
1989 11	80.0	86.7	:	92.3	:	81.7	80.5	:	101.5	:					
1989 12	70.1	73.9	:	94.8	:	73.2	71.6	:	102.3	:					

SITC 84: BEKLEIDUNG UND
BEKLEIDUNGSZUBEHOERSITC 84: ARTICLES OF
APPAREL AND CLOTHING
ACCESSORIESCTCI 84: VETEMENTS ET
ACCESSOIRES DU
VETEMENT

	Intra-EU Intra-EU Intra-UE					Extra-EU Extra-EU Extra-UE									
	VAL	VOL	VOL Δ%	UV	UV Δ%	VAL	VOL	VOL Δ%	UV	UV Δ%					
	Jährliche Indizes					Annual Indices					Indices annuels				
1989	87.6	89.8	:	97.5	:	95.2	94.6	:	100.6	:					
1990	100.0	100.0	11.4	100.0	2.6	100.0	100.0	5.7	100.0	-0.6					
1991	110.8	110.6	10.6	100.2	0.2	98.0	96.7	-3.3	101.3	1.3					
1992	116.4	114.6	3.6	101.6	1.4	101.2	99.4	2.8	101.8	0.5					
1993	108.1	97.4	-15.0	111.0	9.3	103.0	104.0	4.6	99.0	-2.8					
	Vierteljährliche Indizes					Quarterly Indices					Indices trimestriels				
1989 1	91.4	88.6	:	103.2	:	100.3	93.1	:	107.7	:					
1989 2	70.8	76.6	:	92.4	:	84.0	87.7	:	95.8	:					
1989 3	103.0	102.8	:	100.2	:	121.3	119.2	:	101.8	:					
1989 4	87.3	93.5	:	93.4	:	104.1	107.4	:	96.9	:					
1990 1	105.3	98.3	10.9	107.1	3.8	107.3	99.2	6.6	108.2	0.5					
1990 2	80.1	83.9	9.5	95.5	3.4	82.2	85.4	-2.6	96.2	0.4					
1990 3	113.1	111.8	8.8	101.2	1.0	118.8	118.3	-0.8	100.4	-1.4					
1990 4	100.0	104.6	11.9	95.6	2.4	91.5	96.9	-9.8	94.4	-2.6					
1991 1	120.5	112.9	14.9	106.7	-0.4	105.3	97.3	-1.9	108.2	0.0					
1991 2	88.1	92.8	10.6	94.9	-0.6	77.1	79.7	-6.7	96.8	0.6					
1991 3	127.3	124.8	11.6	102.0	0.8	112.1	109.3	-7.6	102.6	2.2					
1991 4	107.3	111.7	6.8	96.1	0.5	94.1	97.2	0.3	96.8	2.5					
1992 1	129.0	117.8	4.3	109.5	2.6	121.2	108.8	11.8	111.4	3.0					
1992 2	88.7	91.4	-1.5	97.1	2.3	84.0	85.5	7.3	98.2	1.4					
1992 3	136.5	132.9	6.5	102.7	0.7	129.2	127.2	16.4	101.6	-1.0					
1992 4	113.4	118.3	5.9	95.9	-0.2	102.7	107.7	10.8	95.4	-1.4					
1993 1	119.2	98.8	-16.1	120.6	10.1	105.2	94.9	-12.8	110.9	-0.4					
1993 2	83.8	79.7	-12.8	105.1	8.2	81.2	85.1	-0.5	95.4	-2.9					
1993 3	127.5	113.8	-14.4	112.0	9.1	120.5	123.5	-2.9	97.6	-3.9					
1993 4	97.0	92.9	-21.5	104.4	8.9	105.3	113.0	4.9	93.2	-2.3					
	Monatliche Indizes					Monthly Indices					Indices mensuels				
1989 1	76.8	77.1	:	99.6	:	78.6	76.0	:	103.4	:					
1989 2	94.3	90.6	:	104.1	:	104.4	96.3	:	108.4	:					
1989 3	103.2	98.1	:	105.2	:	117.8	107.1	:	110.0	:					
1989 4	74.9	77.1	:	97.1	:	91.7	89.5	:	102.5	:					
1989 5	61.1	68.1	:	89.7	:	70.8	76.3	:	92.8	:					
1989 6	76.3	84.7	:	90.1	:	89.5	97.3	:	92.0	:					
1989 7	105.3	106.1	:	99.2	:	124.3	123.4	:	100.7	:					
1989 8	90.5	89.5	:	101.1	:	111.1	108.2	:	102.7	:					
1989 9	113.1	112.8	:	100.3	:	128.7	125.9	:	102.2	:					
1989 10	104.1	109.6	:	95.0	:	124.2	124.2	:	100.0	:					
1989 11	82.5	90.4	:	91.3	:	97.0	102.6	:	94.5	:					
1989 12	75.0	80.3	:	93.4	:	91.1	95.4	:	95.5	:					

SITC 84: BEKLEIDUNG UND
BEKLEIDUNGSZUBEHOERSITC 84: ARTICLES OF
APPAREL AND CLOTHING
ACCESSORIESCTCI 84: VETEMENTS ET
ACCESSOIRES DU
VETEMENT

	Intra-EU Intra-EU Intra-UE					Extra-EU Extra-EU Extra-UE					
	VAL	VOL	VOL Δ%	UV	UV Δ%	VAL	VOL	VOL Δ%	UV	UV Δ%	
	Monatliche Indizes			Monthly Indices			Indices mensuels				
1990 1	93.9	90.5	10.4	103.8	3.9	112.2	107.8	16.9	104.1	3.6	
1990 2	106.5	99.0	6.0	107.6	4.3	102.8	99.3	9.6	103.5	1.2	
1990 3	120.3	111.8	12.2	107.6	3.9	104.9	100.6	13.4	104.3	0.8	
1990 4	87.1	85.9	11.0	101.4	3.9	85.5	83.0	10.5	103.0	1.7	
1990 5	72.9	77.4	17.3	94.2	3.7	78.9	79.2	14.5	99.6	0.6	
1990 6	76.1	81.8	5.5	93.0	1.3	87.3	88.0	13.1	99.2	-2.4	
1990 7	121.2	120.0	17.3	101.0	1.6	102.3	101.8	17.7	100.5	-2.8	
1990 8	112.5	109.3	7.9	102.9	1.6	121.8	122.7	21.5	99.3	-4.2	
1990 9	114.3	113.1	7.9	101.1	0.5	109.5	111.6	12.3	98.1	-6.3	
1990 10	117.9	122.4	14.0	96.3	-0.4	110.7	114.4	21.3	96.8	-6.1	
1990 11	95.3	102.6	18.3	92.9	0.7	99.6	104.0	29.2	95.8	-5.6	
1990 12	80.8	85.2	15.3	94.8	0.0	84.2	87.3	21.9	96.5	-5.7	
1991 1	116.5	113.1	25.0	103.0	-0.8	134.2	135.6	25.8	99.0	-4.9	
1991 2	123.0	115.5	16.7	106.5	-1.0	127.0	127.0	27.9	100.0	-3.4	
1991 3	129.0	120.6	7.9	107.0	-0.6	125.4	124.3	23.6	100.9	-3.3	
1991 4	96.3	96.1	11.9	100.2	-1.2	113.9	112.5	35.5	101.2	-1.7	
1991 5	78.5	85.0	9.8	92.4	-1.9	100.3	99.6	25.8	100.7	1.1	
1991 6	84.2	89.6	9.5	94.0	1.1	103.9	102.8	16.8	101.1	1.9	
1991 7	144.1	142.7	18.9	101.0	0.0	143.9	135.8	33.4	106.0	5.5	
1991 8	126.1	122.5	12.1	102.9	0.0	147.0	137.6	12.1	106.8	7.6	
1991 9	132.4	131.0	15.8	101.1	0.0	150.6	142.5	27.7	105.7	7.7	
1991 10	129.3	133.6	9.2	96.8	0.5	137.9	133.5	16.7	103.3	6.7	
1991 11	102.5	108.4	5.7	94.6	1.8	109.0	106.3	2.2	102.5	7.0	
1991 12	91.0	93.3	9.5	97.5	2.8	98.3	96.3	10.3	102.1	5.8	
1992 1	121.9	114.8	1.5	106.2	3.1	151.3	144.5	6.6	104.7	5.8	
1992 2	138.9	126.6	9.6	109.7	3.0	143.2	135.2	6.5	105.9	5.9	
1992 3	142.3	129.1	7.0	110.2	3.0	133.2	124.7	0.3	106.8	5.8	
1992 4	97.7	95.5	-0.6	102.3	2.1	104.8	99.8	-11.3	105.0	3.8	
1992 5	76.1	79.7	-6.2	95.5	3.4	91.4	89.4	-10.2	102.2	1.5	
1992 6	93.2	97.9	9.3	95.2	1.3	111.3	110.4	7.4	100.8	-0.3	
1992 7	150.2	148.1	3.8	101.4	0.4	149.3	147.2	8.4	101.4	-4.3	
1992 8	128.0	124.4	1.6	102.9	0.0	137.6	135.6	-1.5	101.5	-5.0	
1992 9	150.3	149.7	14.3	100.4	-0.7	156.3	158.7	11.4	98.5	-6.8	
1992 10	133.0	140.0	4.8	95.0	-1.9	138.5	140.3	5.1	98.7	-4.5	
1992 11	103.7	111.3	2.7	93.2	-1.5	111.0	110.9	4.3	100.1	-2.3	
1992 12	100.1	103.1	10.5	97.1	-0.4	124.0	119.6	24.2	103.7	1.6	
1993 1	93.0	87.9	-23.4	105.8	-0.4	137.9	131.1	-9.3	105.2	0.5	
1993 2	108.8	98.1	-22.5	110.9	1.1	149.0	138.7	2.6	107.4	1.4	
1993 3	111.9	104.4	-19.1	107.2	-2.7	142.1	131.3	5.3	108.2	1.3	
1993 4	73.6	72.2	-24.4	101.9	-0.4	116.8	110.4	10.6	105.8	0.8	
1993 5	63.5	67.1	-15.8	94.6	-0.9	102.2	100.5	12.4	101.7	-0.5	
1993 6	76.2	79.4	-18.9	96.0	0.8	129.9	127.1	15.1	102.2	1.4	
1993 7	105.0	102.4	-30.9	102.5	1.1	155.9	148.1	0.6	105.3	3.8	
1993 8	103.9	97.8	-21.4	106.2	3.2	171.5	161.8	19.3	106.0	4.4	
1993 9	116.7	110.0	-26.5	106.1	5.7	166.4	159.5	0.5	104.3	5.9	
1993 10	97.8	101.2	-27.7	96.6	1.7	142.1	139.9	-0.3	101.6	2.9	
1993 11	87.6	91.3	-18.0	95.9	2.9	128.4	126.4	14.0	101.6	1.5	
1993 12	88.3	88.8	-13.9	99.4	2.4	129.3	125.0	4.5	103.4	-0.3	

SITC 84: BEKLEIDUNG UND
BEKLEIDUNGSZUBEHOERSITC 84: ARTICLES OF
APPAREL AND CLOTHING
ACCESSORIESCTCI 84: VETEMENTS ET
ACCESSOIRES DU
VETEMENT

	Intra-EU Intra-EU Intra-UE					Extra-EU Extra-EU Extra-UE									
	VAL	VOL	VOL Δ%	UV	UV Δ%	VAL	VOL	VOL Δ%	UV	UV Δ%					
	Monatliche Indizes					Monthly Indices					Indices mensuels				
1990 1	90.7	87.3	13.2	103.9	4.3	87.6	83.8	10.3	104.5	1.1					
1990 2	105.8	97.7	7.8	108.3	4.0	106.6	97.2	0.9	109.7	1.2					
1990 3	119.2	109.8	11.9	108.6	3.2	127.8	116.6	8.9	109.6	-0.4					
1990 4	86.0	83.9	8.8	102.5	5.6	92.4	89.1	-0.4	103.7	1.2					
1990 5	71.8	77.4	13.7	92.8	3.5	72.5	78.4	2.8	92.5	-0.3					
1990 6	82.4	90.3	6.6	91.3	1.3	81.5	88.7	-8.8	91.9	-0.1					
1990 7	117.5	117.0	10.3	100.4	1.2	126.6	127.9	3.6	99.0	-1.7					
1990 8	102.8	100.6	12.4	102.2	1.1	111.1	110.8	2.4	100.3	-2.3					
1990 9	119.3	117.9	4.5	101.2	0.9	119.0	116.4	-7.5	102.2	0.0					
1990 10	119.3	122.0	11.3	97.8	2.9	111.8	114.7	-7.6	97.5	-2.5					
1990 11	98.2	105.4	16.6	93.2	2.1	83.3	90.4	-11.9	92.2	-2.4					
1990 12	82.7	86.5	7.7	95.6	2.4	79.4	85.8	-10.1	92.5	-3.1					
1991 1	111.5	106.7	22.2	104.5	0.6	97.1	93.5	11.6	103.8	-0.7					
1991 2	123.2	113.8	16.5	108.3	0.0	109.0	99.7	2.6	109.3	-0.4					
1991 3	126.8	118.2	7.7	107.3	-1.2	110.0	98.7	-15.4	111.4	1.6					
1991 4	95.9	96.6	15.1	99.3	-3.1	86.6	85.2	-4.4	101.6	-2.0					
1991 5	80.6	87.8	13.4	91.8	-1.1	68.8	74.1	-5.5	92.8	0.3					
1991 6	87.6	93.8	3.9	93.4	2.3	76.2	79.9	-9.9	95.4	3.8					
1991 7	132.7	131.3	12.2	101.1	0.7	121.0	119.3	-6.7	101.4	2.4					
1991 8	117.3	114.7	14.0	102.3	0.1	102.0	99.6	-10.1	102.4	2.1					
1991 9	131.8	128.3	8.8	102.7	1.5	113.3	108.9	-6.4	104.0	1.8					
1991 10	129.2	134.7	10.4	95.9	-1.9	112.7	114.2	-0.4	98.7	1.2					
1991 11	101.4	106.4	0.9	95.3	2.3	83.5	88.1	-2.5	94.8	2.8					
1991 12	91.4	94.1	8.8	97.1	1.6	85.9	89.2	4.0	96.3	4.1					
1992 1	118.9	111.9	4.9	106.3	1.7	100.5	93.5	0.0	107.5	3.6					
1992 2	134.7	121.8	7.0	110.6	2.1	127.9	115.1	15.4	111.1	1.6					
1992 3	133.2	119.7	1.3	111.3	3.7	135.1	117.8	19.4	114.7	3.0					
1992 4	96.1	95.4	-1.2	100.7	1.4	98.4	93.3	9.5	105.5	3.8					
1992 5	78.4	82.4	-6.2	95.1	3.6	72.2	76.0	2.6	95.0	2.4					
1992 6	91.9	96.5	2.9	95.2	1.9	81.4	87.2	9.1	93.3	-2.2					
1992 7	145.9	143.5	9.3	101.7	0.6	138.5	137.5	15.3	100.7	-0.7					
1992 8	116.1	111.1	-3.1	104.5	2.2	113.2	111.7	12.1	101.3	-1.1					
1992 9	147.5	144.2	12.4	102.3	-0.4	136.0	132.4	21.6	102.7	-1.3					
1992 10	137.4	143.3	6.4	95.9	0.0	130.1	136.9	19.9	95.0	-3.7					
1992 11	101.6	107.5	1.0	94.5	-0.8	87.4	93.1	5.7	93.9	-0.9					
1992 12	101.5	104.2	10.7	97.4	0.3	90.7	93.1	4.4	97.4	1.1					
1993 1	113.0	95.6	-14.6	118.2	11.2	87.1	80.5	-13.9	108.2	0.7					
1993 2	125.9	101.8	-16.4	123.7	11.8	112.4	101.6	-11.7	110.6	-0.5					
1993 3	118.5	98.9	-17.4	119.8	7.6	116.1	102.5	-13.0	113.3	-1.2					
1993 4	80.6	75.2	-21.2	107.2	6.5	89.3	87.8	-5.9	101.7	-3.6					
1993 5	76.4	73.9	-10.3	103.4	8.7	72.4	78.6	3.4	92.1	-3.1					
1993 6	94.5	90.1	-6.6	104.9	10.2	82.0	89.0	2.1	92.1	-1.3					
1993 7	134.1	119.4	-16.8	112.3	10.4	126.2	130.0	-5.5	97.1	-3.6					
1993 8	107.6	96.6	-13.1	111.4	6.6	108.2	112.2	0.4	96.4	-4.8					
1993 9	140.8	125.5	-13.0	112.2	9.7	127.4	128.3	-3.1	99.3	-3.3					
1993 10	105.6	102.6	-28.4	102.9	7.3	119.5	128.9	-5.8	92.7	-2.4					
1993 11	86.7	85.1	-20.8	101.9	7.8	98.3	107.5	15.5	91.4	-2.7					
1993 12	98.4	90.8	-12.9	108.4	11.3	98.1	102.6	10.2	95.6	-1.8					

	Intra-EU Intra-EU Intra-UE					Extra-EU Extra-EU Extra-UE									
	VAL	VOL	VOL Δ%	UV	UV Δ%	VAL	VOL	VOL Δ%	UV	UV Δ%					
	Jährliche Indizes					Annual Indices					Indices annuels				
1989	90.4	90.2	:	100.2	:	90.3	86.7	:	104.2	:					
1990	100.0	100.0	10.9	100.0	-0.2	100.0	100.0	15.3	100.0	-4.0					
1991	107.2	103.4	3.4	103.7	3.7	132.6	122.8	22.8	108.0	8.0					
1992	105.5	100.8	-2.5	104.7	1.0	133.9	124.0	1.0	108.0	0.0					
1993	94.8	91.9	-8.8	103.2	-1.4	144.3	123.9	-0.1	116.5	7.9					
	Vierteljährliche Indizes					Quarterly Indices					Indices trimestriels				
1989 1	102.6	100.2	:	102.4	:	109.5	106.7	:	102.6	:					
1989 2	78.3	82.9	:	94.4	:	86.5	83.7	:	103.4	:					
1989 3	102.3	98.1	:	104.3	:	94.6	88.2	:	107.3	:					
1989 4	80.9	82.1	:	98.5	:	71.2	68.7	:	103.6	:					
1990 1	113.0	111.8	11.6	101.1	-1.3	117.2	117.1	9.7	100.1	-2.4					
1990 2	85.7	90.6	9.3	94.6	0.2	92.9	93.7	11.9	99.1	-4.2					
1990 3	109.6	104.3	6.3	105.1	0.8	101.7	99.8	13.2	101.9	-5.0					
1990 4	91.6	93.2	13.5	98.3	-0.2	88.0	89.1	29.7	98.8	-4.6					
1991 1	129.8	123.6	10.6	105.0	3.9	149.8	150.1	28.2	99.8	-0.3					
1991 2	88.3	90.8	0.2	97.2	2.7	127.2	118.3	26.3	107.5	8.5					
1991 3	122.3	112.7	8.1	108.5	3.2	154.2	132.8	33.1	116.1	13.9					
1991 4	88.1	86.1	-7.6	102.3	4.1	99.0	89.8	0.8	110.3	11.6					
1992 1	126.9	116.7	-5.6	108.7	3.5	174.0	160.2	6.7	108.6	8.8					
1992 2	83.5	82.5	-9.1	101.2	4.1	116.7	107.4	-9.2	108.7	1.1					
1992 3	120.1	111.4	-1.2	107.8	-0.6	141.4	132.3	-0.4	106.9	-7.9					
1992 4	93.7	94.6	9.9	99.1	-3.1	104.7	97.0	8.0	107.9	-2.2					
1993 1	103.1	99.8	-14.5	103.3	-5.0	181.2	159.2	-0.6	113.8	4.8					
1993 2	78.2	79.3	-3.9	98.6	-2.6	124.7	109.1	1.6	114.3	5.2					
1993 3	104.8	97.5	-12.5	107.5	-0.3	158.0	130.7	-1.2	120.9	13.1					
1993 4	84.8	82.9	-12.4	102.3	3.2	113.6	96.6	-0.4	117.6	9.0					
	Monatliche Indizes					Monthly Indices					Indices mensuels				
1989 1	91.7	90.3	:	101.5	:	103.7	102.8	:	100.9	:					
1989 2	106.6	102.4	:	104.1	:	110.8	107.4	:	103.2	:					
1989 3	109.5	108.0	:	101.4	:	114.2	110.0	:	103.8	:					
1989 4	82.8	86.3	:	95.9	:	95.1	93.6	:	101.6	:					
1989 5	65.8	72.1	:	91.2	:	76.7	75.0	:	102.2	:					
1989 6	86.4	90.4	:	95.6	:	88.1	82.6	:	106.6	:					
1989 7	109.5	105.6	:	103.7	:	88.1	82.2	:	107.2	:					
1989 8	111.7	104.8	:	106.6	:	99.8	93.8	:	106.4	:					
1989 9	85.7	84.0	:	102.0	:	96.0	88.6	:	108.4	:					
1989 10	100.7	100.3	:	100.4	:	82.2	77.6	:	105.9	:					
1989 11	78.4	81.0	:	96.8	:	69.6	67.4	:	103.3	:					
1989 12	63.3	64.9	:	97.5	:	61.6	61.1	:	100.9	:					

	Intra-EU Intra-EU Intra-UE					Extra-EU Extra-EU Extra-UE									
	VAL	VOL	VOL Δ%	UV	UV Δ%	VAL	VOL	VOL Δ%	UV	UV Δ%					
	Jährliche Indizes					Annual Indices					Indices annuels				
1989	91.1	91.5	:	99.6	:	95.1	93.4	:	101.8	:					
1990	100.0	100.0	9.3	100.0	0.4	100.0	100.0	7.1	100.0	-1.8					
1991	105.7	102.3	2.3	103.3	3.3	96.1	92.3	-7.7	104.1	4.1					
1992	101.9	96.9	-5.3	105.2	1.8	101.8	100.8	9.2	101.0	-3.0					
1993	107.2	97.0	0.1	110.5	5.0	106.2	106.5	5.7	99.7	-1.3					
	Vierteljährliche Indizes					Quarterly Indices					Indices trimestriels				
1989 1	101.2	98.4	:	102.8	:	85.1	86.7	:	98.2	:					
1989 2	80.5	86.6	:	93.0	:	89.7	89.2	:	100.6	:					
1989 3	102.1	97.7	:	104.5	:	103.2	96.2	:	107.3	:					
1989 4	82.7	85.4	:	96.8	:	112.8	112.0	:	100.7	:					
1990 1	111.7	109.1	10.9	102.4	-0.4	106.7	108.1	24.7	98.7	0.5					
1990 2	87.5	93.5	8.0	93.6	0.6	101.9	105.1	17.8	97.0	-3.6					
1990 3	108.2	102.2	4.6	105.9	1.3	100.8	95.3	-0.9	105.8	-1.4					
1990 4	93.3	96.0	12.4	97.2	0.4	91.3	92.3	-17.6	98.9	-1.8					
1991 1	128.9	122.3	12.1	105.4	2.9	96.3	92.2	-14.7	104.5	5.9					
1991 2	91.2	95.1	1.7	95.9	2.5	87.1	83.9	-20.2	103.8	7.0					
1991 3	112.4	102.3	0.1	109.9	3.8	97.9	90.9	-4.6	107.7	1.8					
1991 4	87.8	87.3	-9.1	100.6	3.5	99.7	99.2	7.5	100.5	1.6					
1992 1	121.5	109.8	-10.2	110.7	5.0	105.4	102.8	11.5	102.5	-1.9					
1992 2	80.7	80.6	-15.2	100.1	4.4	102.1	102.5	22.2	99.6	-4.0					
1992 3	116.7	106.9	4.5	109.2	-0.6	112.8	106.9	17.6	105.5	-2.0					
1992 4	91.5	92.8	6.3	98.6	-2.0	100.0	103.8	4.6	96.3	-4.2					
1993 1	119.6	107.8	-1.8	110.9	0.2	95.3	94.5	-8.1	100.8	-1.7					
1993 2	91.9	87.2	8.2	105.4	5.3	96.7	100.0	-2.4	96.7	-2.9					
1993 3	116.6	99.0	-7.4	117.8	7.9	111.6	109.7	2.6	101.7	-3.6					
1993 4	99.7	93.3	0.5	106.9	8.4	121.5	122.1	17.6	99.5	3.3					
	Monatliche Indizes					Monthly Indices					Indices mensuels				
1989 1	87.4	87.4	:	100.0	:	80.7	81.8	:	98.7	:					
1989 2	111.8	105.5	:	106.0	:	90.1	90.2	:	99.9	:					
1989 3	104.0	102.2	:	101.8	:	84.5	88.0	:	96.0	:					
1989 4	77.6	83.8	:	92.6	:	79.7	81.2	:	98.2	:					
1989 5	65.9	73.1	:	90.2	:	79.2	79.0	:	100.2	:					
1989 6	98.1	102.8	:	95.4	:	110.3	107.5	:	102.6	:					
1989 7	120.2	116.2	:	103.4	:	117.8	110.3	:	106.8	:					
1989 8	88.3	81.0	:	109.0	:	96.3	87.3	:	110.3	:					
1989 9	98.2	96.1	:	102.2	:	95.4	90.9	:	105.0	:					
1989 10	99.8	100.2	:	99.6	:	107.5	105.8	:	101.6	:					
1989 11	76.2	79.5	:	95.8	:	110.6	108.0	:	102.4	:					
1989 12	72.1	76.5	:	94.2	:	120.5	122.3	:	98.5	:					

	Intra-EU Intra-EU Intra-UE					Extra-EU Extra-EU Extra-UE									
	VAL	VOL	VOL Δ%	UV	UV Δ%	VAL	VOL	VOL Δ%	UV	UV Δ%					
	Monatliche Indizes					Monthly Indices					Indices mensuels				
1990 1	100.9	101.1	12.0	99.8	-1.7	117.9	117.5	14.3	100.3	-0.6					
1990 2	113.6	109.4	6.8	103.8	-0.3	112.4	113.1	5.3	99.4	-3.7					
1990 3	124.5	125.0	15.7	99.6	-1.8	121.1	120.6	9.6	100.4	-3.3					
1990 4	92.1	96.2	11.5	95.7	-0.2	100.1	100.0	6.8	100.1	-1.5					
1990 5	76.9	84.3	16.9	91.2	0.0	90.2	92.9	23.9	97.1	-5.0					
1990 6	88.0	91.2	0.9	96.5	0.9	88.1	88.2	6.8	99.9	-6.3					
1990 7	130.0	125.1	18.5	103.9	0.2	95.7	93.1	13.3	102.8	-4.1					
1990 8	110.7	102.3	-2.4	108.2	1.5	110.3	108.1	15.2	102.0	-4.1					
1990 9	88.0	85.4	1.7	103.1	1.1	99.2	98.4	11.1	100.8	-7.0					
1990 10	105.0	104.7	4.4	100.3	-0.1	99.8	98.8	27.3	101.0	-4.6					
1990 11	89.5	92.7	14.4	96.6	-0.2	89.8	91.2	35.3	98.5	-4.6					
1990 12	80.1	82.0	26.3	97.7	0.2	74.4	77.2	26.4	96.4	-4.5					
1991 1	123.5	120.0	18.7	102.9	3.1	155.9	157.3	33.9	99.1	-1.2					
1991 2	132.5	123.4	12.8	107.4	3.5	139.7	141.0	24.7	99.1	-0.3					
1991 3	133.5	127.4	1.9	104.8	5.2	154.1	152.1	26.1	101.3	0.9					
1991 4	94.5	96.8	0.6	97.6	2.0	148.3	139.9	39.9	106.0	5.9					
1991 5	81.3	86.4	2.5	94.1	3.2	117.7	109.0	17.3	108.0	11.2					
1991 6	89.0	89.3	-2.1	99.7	3.3	115.4	106.0	20.2	108.9	9.0					
1991 7	150.6	139.6	11.6	107.9	3.8	166.5	143.5	54.1	116.0	12.8					
1991 8	118.3	106.2	3.8	111.4	3.0	152.8	133.0	23.0	114.9	12.6					
1991 9	98.0	92.3	8.1	106.2	3.0	143.2	122.0	24.0	117.4	16.5					
1991 10	103.9	100.9	-3.6	103.0	2.7	120.3	105.8	7.1	113.7	12.6					
1991 11	78.2	77.1	-16.8	101.4	5.0	92.0	83.6	-8.3	110.1	11.8					
1991 12	82.2	80.4	-2.0	102.3	4.7	84.8	80.1	3.8	105.9	9.9					
1992 1	116.8	109.0	-9.2	107.2	4.2	181.0	170.4	8.3	106.2	7.2					
1992 2	134.5	121.7	-1.4	110.5	2.9	162.9	149.3	5.9	109.1	10.1					
1992 3	129.2	119.5	-6.2	108.1	3.1	177.9	161.0	5.9	110.5	9.1					
1992 4	88.3	86.7	-10.4	101.9	4.4	128.4	117.6	-15.9	109.2	3.0					
1992 5	70.8	71.9	-16.8	98.5	4.7	97.5	90.4	-17.1	107.9	-0.1					
1992 6	91.3	88.9	-0.4	102.7	3.0	124.2	114.2	7.7	108.8	-0.1					
1992 7	135.8	125.4	-10.2	108.3	0.4	149.8	139.0	-3.1	107.8	-7.1					
1992 8	118.0	107.1	0.8	110.2	-1.1	138.1	128.6	-3.3	107.4	-6.5					
1992 9	106.7	101.8	10.3	104.8	-1.3	136.3	129.3	6.0	105.4	-10.2					
1992 10	108.9	109.3	8.3	99.6	-3.3	117.2	111.1	5.0	105.5	-7.2					
1992 11	87.0	89.3	15.8	97.4	-3.9	93.2	86.6	3.6	107.6	-2.3					
1992 12	85.2	85.1	5.8	100.1	-2.2	103.5	93.3	16.5	110.9	4.7					
1993 1	85.6	82.5	-24.3	103.7	-3.3	177.3	159.0	-6.7	111.5	5.0					
1993 2	107.6	103.4	-15.0	104.1	-5.8	187.0	163.9	9.8	114.1	4.6					
1993 3	116.2	113.5	-5.0	102.4	-5.3	179.3	154.8	-3.9	115.8	4.8					
1993 4	79.8	80.6	-7.0	99.0	-2.8	133.6	117.1	-0.4	114.1	4.5					
1993 5	68.2	71.8	-0.1	95.0	-3.6	105.8	94.3	4.3	112.2	4.0					
1993 6	86.6	85.5	-3.8	101.3	-1.4	134.9	115.9	1.5	116.4	7.0					
1993 7	118.5	110.3	-12.0	107.4	-0.8	160.4	134.1	-3.5	119.6	10.9					
1993 8	98.9	91.9	-14.2	107.6	-2.4	163.3	132.8	3.3	123.0	14.5					
1993 9	97.0	90.3	-11.3	107.4	2.5	150.2	125.1	-3.2	120.1	13.9					
1993 10	91.3	88.5	-19.0	103.2	3.6	114.7	98.2	-11.6	116.8	10.7					
1993 11	85.6	83.2	-6.8	102.9	5.6	111.0	93.9	8.4	118.2	9.9					
1993 12	77.4	77.0	-9.5	100.5	0.4	115.0	97.6	4.6	117.8	6.2					

	Intra-EU Intra-EU Intra-UE					Extra-EU Extra-EU Extra-UE									
	VAL	VOL	VOL Δ%	UV	UV Δ%	VAL	VOL	VOL Δ%	UV	UV Δ%					
	Monatliche Indizes					Monthly Indices					Indices mensuels				
1990 1	99.2	97.7	11.8	101.5	1.5	105.0	107.4	31.3	97.8	-0.9					
1990 2	116.9	111.4	5.6	104.9	-1.0	105.3	106.6	18.2	98.8	-1.1					
1990 3	119.2	118.1	15.6	100.9	-0.9	109.7	110.4	25.5	99.4	3.5					
1990 4	86.9	90.1	7.5	96.5	4.2	98.1	100.6	23.9	97.5	-0.7					
1990 5	76.7	85.6	17.1	89.6	-0.7	94.4	99.0	25.3	95.4	-4.8					
1990 6	98.7	104.7	1.8	94.3	-1.2	113.4	115.6	7.5	98.1	-4.4					
1990 7	130.3	124.6	7.2	104.6	1.2	117.9	112.2	1.7	105.1	-1.6					
1990 8	93.8	84.5	4.3	111.0	1.8	96.5	88.7	1.6	108.8	-1.4					
1990 9	100.6	97.6	1.6	103.1	0.9	88.1	85.0	-6.5	103.7	-1.2					
1990 10	105.9	106.5	6.3	99.4	-0.2	98.3	99.8	-5.7	98.5	-3.1					
1990 11	90.5	95.3	19.9	95.0	-0.8	87.2	88.4	-18.1	98.6	-3.7					
1990 12	83.7	86.3	12.8	97.0	3.0	88.3	88.6	-27.6	99.7	1.2					
1991 1	121.4	118.1	20.9	102.8	1.3	101.1	99.0	-7.8	102.1	4.4					
1991 2	135.9	125.6	12.7	108.2	3.1	99.7	94.8	-11.1	105.2	6.5					
1991 3	129.4	123.2	4.3	105.0	4.1	88.1	82.8	-25.0	106.4	7.0					
1991 4	89.8	93.1	3.3	96.5	0.0	81.9	78.0	-22.5	105.0	7.7					
1991 5	81.5	88.3	3.2	92.3	3.0	83.6	80.9	-18.3	103.3	8.3					
1991 6	102.3	103.9	-0.8	98.5	4.5	95.9	92.8	-19.7	103.3	5.3					
1991 7	134.8	122.0	-2.1	110.5	5.6	117.3	108.2	-3.6	108.4	3.1					
1991 8	99.9	88.8	5.1	112.5	1.4	89.2	82.2	-7.3	108.5	-0.3					
1991 9	102.5	96.1	-1.5	106.7	3.5	87.4	82.4	-3.1	106.1	2.3					
1991 10	97.1	94.7	-11.1	102.5	3.1	99.6	96.4	-3.4	103.3	4.9					
1991 11	78.4	81.2	-14.8	96.6	1.7	89.9	89.9	1.7	100.0	1.4					
1991 12	88.2	86.1	-0.2	102.4	5.6	109.5	111.1	25.4	98.6	-1.1					
1992 1	117.3	108.1	-8.5	108.5	5.5	99.2	99.2	0.2	100.0	-2.1					
1992 2	134.5	119.0	-5.3	113.0	4.4	110.8	104.7	10.4	105.8	0.6					
1992 3	112.8	102.2	-17.0	110.4	5.1	106.0	104.4	26.1	101.5	-4.6					
1992 4	79.9	77.8	-16.4	102.7	6.4	91.8	92.5	18.6	99.2	-5.5					
1992 5	71.8	74.3	-15.9	96.6	4.7	104.4	104.8	29.5	99.6	-3.6					
1992 6	90.3	89.7	-13.7	100.7	2.2	110.2	110.1	18.6	100.1	-3.1					
1992 7	140.0	126.6	3.8	110.6	0.1	140.6	132.9	22.8	105.8	-2.4					
1992 8	101.7	91.6	3.2	111.0	-1.3	100.8	93.1	13.3	108.3	-0.2					
1992 9	108.3	102.4	6.6	105.8	-0.8	97.1	94.8	15.0	102.4	-3.5					
1992 10	106.3	107.9	13.9	98.5	-3.9	109.5	111.8	16.0	97.9	-5.2					
1992 11	82.3	82.5	1.6	99.7	3.2	88.5	90.3	0.4	98.0	-2.0					
1992 12	85.9	88.0	2.2	97.6	-4.7	102.0	109.4	-1.5	93.2	-5.5					
1993 1	115.0	107.8	-0.3	106.7	-1.7	91.3	90.5	-8.8	100.9	0.9					
1993 2	123.8	106.3	-10.7	116.5	3.1	100.6	99.6	-4.9	101.0	-4.5					
1993 3	119.5	109.2	6.8	109.4	-0.9	93.7	93.2	-10.7	100.5	-1.0					
1993 4	84.0	81.2	4.4	103.5	0.8	94.3	96.5	4.3	97.7	-1.5					
1993 5	82.0	80.2	7.9	102.2	5.8	87.5	91.3	-12.9	95.8	-3.8					
1993 6	109.7	100.2	11.7	109.5	8.7	108.6	112.4	2.1	96.6	-3.5					
1993 7	151.6	128.7	1.7	117.8	6.5	132.9	132.2	-0.5	100.5	-5.0					
1993 8	88.2	73.6	-19.7	119.9	8.0	101.4	97.1	4.3	104.4	-3.6					
1993 9	109.8	94.6	-7.6	116.1	9.7	100.6	99.9	5.4	100.7	-1.7					
1993 10	105.0	95.8	-11.2	109.6	11.3	127.1	124.4	11.3	102.2	4.4					
1993 11	93.9	89.6	8.6	104.8	5.1	117.4	117.3	29.9	100.1	2.1					
1993 12	100.3	94.4	7.3	106.3	8.9	120.0	124.5	13.8	96.4	3.4					

SITC 87: MESS-, PRUEF-
UND KONTROLLINSTRUM.,
-APPARATE UND -GERAETE,
A.N.G.

SITC 87: PROFESSIONAL,
SCIENTIFIC +
CONTROLLING INSTRUM.
+ APPARATUS, N.E.S.

CTCI 87: INSTRUMENTS ET
APP. PROFESS.,
SCIENTIFIQUES ET DE
CONTROLE, N.D.A.

	Intra-EU Intra-EU Intra-UE					Extra-EU Extra-EU Extra-UE									
	VAL	VOL	VOL Δ%	UV	UV Δ%	VAL	VOL	VOL Δ%	UV	UV Δ%					
	Jährliche Indizes					Annual Indices					Indices annuels				
1989	92.8	92.2	:	100.6	:	106.3	101.0	:	105.2	:					
1990	100.0	100.0	8.5	100.0	-0.6	100.0	100.0	-1.0	100.0	-4.9					
1991	105.4	101.8	1.8	103.5	3.5	111.0	106.4	6.4	104.3	4.3					
1992	112.3	103.8	2.0	108.2	4.5	111.8	103.5	-2.7	108.0	3.5					
1993	92.2	79.1	-23.8	116.5	7.7	113.3	96.1	-7.1	117.9	9.2					
	Vierteljährliche Indizes					Quarterly Indices					Indices trimestriels				
1989 1	87.4	86.6	:	100.9	:	93.2	89.2	:	104.5	:					
1989 2	97.8	97.4	:	100.4	:	103.6	98.0	:	105.7	:					
1989 3	87.1	86.8	:	100.4	:	96.8	91.8	:	105.4	:					
1989 4	99.9	99.3	:	100.6	:	104.2	99.2	:	105.0	:					
1990 1	98.9	98.8	14.1	100.1	-0.8	109.3	105.6	18.4	103.5	-1.0					
1990 2	100.4	101.3	4.0	99.1	-1.3	108.9	109.2	11.4	99.7	-5.7					
1990 3	95.0	94.2	8.5	100.8	0.4	102.5	103.1	12.3	99.4	-5.7					
1990 4	105.7	105.6	6.3	100.1	-0.5	108.5	111.2	12.1	97.6	-7.0					
1991 1	101.6	99.5	0.7	102.1	2.0	102.7	102.6	-2.8	100.1	-3.3					
1991 2	107.9	105.3	3.9	102.5	3.4	114.8	109.9	0.6	104.5	4.8					
1991 3	99.9	94.2	0.0	106.0	5.2	111.6	104.4	1.3	106.9	7.5					
1991 4	110.2	106.6	0.9	103.4	3.3	115.4	109.3	-1.7	105.6	8.2					
1992 1	113.8	104.5	5.0	108.9	6.7	114.5	105.0	2.3	109.0	8.9					
1992 2	114.9	104.7	-0.6	109.7	7.0	115.0	105.7	-3.8	108.8	4.1					
1992 3	105.0	99.0	5.1	106.1	0.1	105.2	100.4	-3.8	104.8	-2.0					
1992 4	118.5	109.8	3.0	107.9	4.4	113.1	103.4	-5.4	109.4	3.6					
1993 1	90.2	80.7	-22.8	111.8	2.7	110.8	94.4	-10.1	117.4	7.7					
1993 2	92.1	79.3	-24.3	116.1	5.8	112.7	97.8	-7.5	115.2	5.9					
1993 3	83.6	71.3	-28.0	117.2	10.5	110.8	94.2	-6.2	117.6	12.2					
1993 4	98.3	81.4	-25.9	120.8	12.0	119.1	98.2	-5.0	121.3	10.9					
	Monatliche Indizes					Monthly Indices					Indices mensuels				
1989 1	80.5	79.9	:	100.8	:	89.2	85.9	:	103.8	:					
1989 2	85.7	84.9	:	100.9	:	88.6	84.9	:	104.3	:					
1989 3	95.8	94.9	:	100.9	:	101.8	96.8	:	105.2	:					
1989 4	94.4	93.6	:	100.9	:	102.4	96.4	:	106.2	:					
1989 5	93.2	94.3	:	98.8	:	102.0	98.3	:	103.8	:					
1989 6	105.7	104.3	:	101.3	:	106.4	99.4	:	107.0	:					
1989 7	97.2	96.2	:	101.0	:	101.4	93.6	:	108.3	:					
1989 8	74.4	74.3	:	100.1	:	89.8	85.7	:	104.8	:					
1989 9	90.0	89.9	:	100.1	:	99.1	96.2	:	103.0	:					
1989 10	103.3	103.3	:	100.0	:	109.7	103.4	:	106.1	:					
1989 11	99.5	98.3	:	101.2	:	103.8	99.1	:	104.7	:					
1989 12	97.1	96.4	:	100.7	:	98.9	95.0	:	104.1	:					

**SITC 87: MESS-, PRUEF-
UND KONTROLLINSTRUM.,
-APPARATE UND -GERAETE,
A.N.G.**

**SITC 87: PROFESSIONAL,
SCIENTIFIC +
CONTROLLING INSTRUM.
+ APPARATUS, N.E.S.**

**CTCI 87: INSTRUMENTS ET
APP. PROFESS.,
SCIENTIFIQUES ET DE
CONTROLE, N.D.A.**

	Intra-EU Intra-EU Intra-UE					Extra-EU Extra-EU Extra-UE									
	VAL	VOL	VOL Δ%	UV	UV Δ%	VAL	VOL	VOL Δ%	UV	UV Δ%					
	Jährliche Indizes					Annual Indices					Indices annuels				
1989	93.5	94.3	:	99.2	:	96.8	94.1	:	102.9	:					
1990	100.0	100.0	6.0	100.0	0.8	100.0	100.0	6.3	100.0	-2.8					
1991	106.1	105.2	5.2	100.9	0.9	102.7	101.6	1.6	101.1	1.1					
1992	114.4	107.5	2.2	106.4	5.5	106.3	101.5	-0.1	104.7	3.6					
1993	105.2	89.8	-16.5	117.2	10.2	118.6	104.6	3.1	113.4	8.3					
	Vierteljährliche Indizes					Quarterly Indices					Indices trimestriels				
1989 1	89.6	91.6	:	97.8	:	91.2	89.3	:	102.1	:					
1989 2	96.3	96.4	:	99.9	:	95.7	92.6	:	103.4	:					
1989 3	88.3	87.9	:	100.4	:	94.4	91.1	:	103.6	:					
1989 4	99.7	101.0	:	98.7	:	107.7	105.0	:	102.6	:					
1990 1	97.6	97.4	6.3	100.2	2.5	97.0	97.3	9.0	99.7	-2.4					
1990 2	101.8	102.2	6.0	99.6	-0.3	98.4	99.1	7.0	99.3	-4.0					
1990 3	92.5	91.8	4.4	100.8	0.4	96.1	95.1	4.4	101.0	-2.5					
1990 4	107.8	108.3	7.2	99.5	0.8	108.4	108.3	3.1	100.1	-2.4					
1991 1	100.7	99.3	2.0	101.4	1.2	95.9	96.6	-0.7	99.3	-0.4					
1991 2	109.1	109.3	6.9	99.8	0.2	100.1	100.4	1.3	99.7	0.4					
1991 3	100.6	99.8	8.7	100.8	0.0	101.0	98.3	3.4	102.7	1.7					
1991 4	114.1	112.2	3.6	101.7	2.2	113.7	111.0	2.5	102.4	2.3					
1992 1	114.4	109.4	10.2	104.6	3.2	101.6	98.3	1.8	103.4	4.1					
1992 2	116.8	110.6	1.2	105.6	5.8	105.7	101.6	1.2	104.0	4.3					
1992 3	106.6	99.2	-0.6	107.5	6.6	105.4	99.8	1.5	105.6	2.8					
1992 4	122.2	112.9	0.6	108.2	6.4	118.1	111.6	0.5	105.8	3.3					
1993 1	104.4	89.3	-18.4	116.9	11.8	105.1	91.7	-6.7	114.6	10.8					
1993 2	101.0	85.6	-22.6	118.0	11.7	114.1	101.5	-0.1	112.4	8.1					
1993 3	97.5	83.3	-16.0	117.1	8.9	118.8	105.9	6.1	112.2	6.3					
1993 4	114.3	97.8	-13.4	116.9	8.0	136.7	119.7	7.3	114.2	7.9					
	Monatliche Indizes					Monthly Indices					Indices mensuels				
1989 1	80.5	83.2	:	96.7	:	88.3	87.3	:	101.1	:					
1989 2	88.4	89.7	:	98.5	:	86.8	85.1	:	102.0	:					
1989 3	100.0	101.9	:	98.1	:	98.3	95.4	:	103.0	:					
1989 4	93.6	93.2	:	100.4	:	93.3	88.4	:	105.5	:					
1989 5	88.7	89.7	:	98.9	:	90.7	89.1	:	101.8	:					
1989 6	106.6	106.4	:	100.2	:	103.2	100.2	:	103.0	:					
1989 7	96.9	95.9	:	101.0	:	97.4	94.0	:	103.6	:					
1989 8	74.6	74.7	:	99.9	:	91.3	87.2	:	104.7	:					
1989 9	93.3	93.2	:	100.1	:	94.4	92.0	:	102.6	:					
1989 10	101.2	102.0	:	99.2	:	103.9	100.9	:	103.0	:					
1989 11	96.1	98.1	:	98.0	:	101.3	100.9	:	100.4	:					
1989 12	101.9	103.0	:	98.9	:	117.6	113.1	:	104.0	:					

SITC 87: MESS-, PRUEF-
UND KONTROLLINSTRUM.,
-APPARATE UND -GERAETE,
A.N.G.

SITC 87: PROFESSIONAL,
SCIENTIFIC +
CONTROLLING INSTRUM.
+ APPARATUS, N.E.S.

CTCI 87: INSTRUMENTS ET
APP. PROFESS.,
SCIENTIFIQUES ET DE
CONTROLE, N.D.A.

	Intra-EU Intra-EU Intra-UE					Extra-EU Extra-EU Extra-UE									
	VAL	VOL	VOL Δ%	UV	UV Δ%	VAL	VOL	VOL Δ%	UV	UV Δ%					
	Monatliche Indizes					Monthly Indices					Indices mensuels				
1990 1	93.2	92.3	15.5	101.0	0.2	108.3	104.8	22.0	103.3	-0.5					
1990 2	93.3	93.2	9.8	100.1	-0.8	103.3	98.5	16.0	104.9	0.6					
1990 3	110.3	111.0	17.0	99.4	-1.5	116.3	113.6	17.4	102.4	-2.7					
1990 4	95.4	96.9	3.5	98.5	-2.4	108.6	107.3	11.3	101.2	-4.7					
1990 5	103.8	104.0	10.3	99.8	1.0	111.8	110.9	12.8	100.8	-2.9					
1990 6	102.0	103.0	-1.2	99.0	-2.3	106.1	109.4	10.1	97.0	-9.3					
1990 7	109.4	107.9	12.2	101.4	0.4	112.2	110.2	17.7	101.8	-6.0					
1990 8	80.5	80.1	7.8	100.5	0.4	94.7	95.6	11.6	99.1	-5.4					
1990 9	95.0	94.7	5.3	100.3	0.2	100.6	103.7	7.8	97.0	-5.8					
1990 10	109.2	108.9	5.4	100.3	0.3	116.4	117.8	13.9	98.8	-6.9					
1990 11	105.1	105.3	7.1	99.8	-1.4	110.6	115.1	16.1	96.1	-8.2					
1990 12	102.6	102.5	6.3	100.1	-0.6	98.6	100.6	5.9	98.0	-5.9					
1991 1	100.7	98.2	6.4	102.5	1.5	106.8	105.6	0.8	101.1	-2.1					
1991 2	98.8	98.3	5.5	100.5	0.4	97.8	101.1	2.6	96.7	-7.8					
1991 3	105.2	102.0	-8.1	103.1	3.7	103.7	101.2	-10.9	102.5	0.1					
1991 4	106.8	106.2	9.6	100.6	2.1	118.0	111.6	4.0	105.7	4.4					
1991 5	108.2	104.8	0.8	103.2	3.4	113.8	111.7	0.7	101.9	1.1					
1991 6	109.1	105.0	1.9	103.9	4.9	112.7	106.3	-2.8	106.0	9.3					
1991 7	117.8	111.3	3.2	105.8	4.3	121.2	111.4	1.1	108.8	6.9					
1991 8	78.4	72.8	-9.1	107.7	7.2	100.1	94.6	-1.0	105.8	6.8					
1991 9	103.4	98.6	4.1	104.9	4.6	113.4	107.3	3.5	105.7	9.0					
1991 10	112.7	109.2	0.3	103.2	2.9	125.7	118.8	0.8	105.8	7.1					
1991 11	110.3	107.2	1.8	102.9	3.1	116.0	111.0	-3.6	104.5	8.7					
1991 12	107.7	103.5	1.0	104.1	4.0	104.7	98.0	-2.6	106.8	9.0					
1992 1	107.5	97.1	-1.1	110.7	8.0	109.9	102.4	-3.0	107.3	6.1					
1992 2	112.9	105.1	6.9	107.4	6.9	106.7	97.5	-3.6	109.4	13.1					
1992 3	121.1	111.4	9.2	108.7	5.4	126.6	115.0	13.6	110.1	7.4					
1992 4	118.2	108.3	2.0	109.1	8.4	118.3	108.6	-2.7	108.9	3.0					
1992 5	109.8	100.3	-4.3	109.5	6.1	111.2	102.2	-8.5	108.8	6.8					
1992 6	116.8	105.6	0.6	110.6	6.4	115.7	106.4	0.1	108.7	2.5					
1992 7	120.5	112.5	1.1	107.1	1.2	115.7	108.6	-2.5	106.5	-2.1					
1992 8	80.6	75.5	3.7	106.8	-0.8	89.1	85.7	-9.4	104.0	-1.7					
1992 9	114.1	109.0	10.5	104.7	-0.2	111.0	107.1	-0.2	103.6	-2.0					
1992 10	117.4	110.3	1.0	106.4	3.1	111.5	106.1	-10.7	105.1	-0.7					
1992 11	113.3	104.8	-2.2	108.1	5.1	109.6	100.6	-9.4	108.9	4.2					
1992 12	124.7	114.4	10.5	109.0	4.7	118.6	103.6	5.7	114.5	7.2					
1993 1	79.9	73.2	-24.6	109.2	-1.4	100.8	89.7	-12.4	112.4	4.8					
1993 2	87.8	79.5	-24.4	110.4	2.8	108.2	92.6	-5.0	116.9	6.9					
1993 3	103.0	89.5	-19.7	115.1	5.9	123.3	100.8	-12.3	122.3	11.1					
1993 4	93.0	80.9	-25.3	114.9	5.3	112.9	95.8	-11.8	117.8	8.2					
1993 5	86.1	74.3	-25.9	115.9	5.8	104.1	93.2	-8.8	111.7	2.7					
1993 6	97.2	82.6	-21.8	117.7	6.4	120.8	104.3	-2.0	115.8	6.5					
1993 7	90.1	76.9	-31.6	117.2	9.4	112.3	95.1	-12.4	118.1	10.9					
1993 8	67.3	57.4	-24.0	117.3	9.8	105.0	87.6	2.2	119.9	15.3					
1993 9	93.0	79.5	-27.1	117.0	11.7	115.2	99.9	-6.7	115.3	11.3					
1993 10	91.4	76.8	-30.4	119.0	11.8	109.9	91.7	-13.6	119.9	14.1					
1993 11	95.9	80.0	-23.7	119.9	10.9	125.2	106.9	6.3	117.1	7.5					
1993 12	107.4	87.2	-23.8	123.2	13.0	122.2	95.9	-7.4	127.4	11.3					

SITC 87: MESS-, PRUEF-
UND KONTROLLINSTRUM.,
-APPARATE UND -GERAETE,
A.N.G.

SITC 87: PROFESSIONAL,
SCIENTIFIC +
CONTROLLING INSTRUM.
+ APPARATUS, N.E.S.

CTCI 87: INSTRUMENTS ET
APP. PROFESS.,
SCIENTIFIQUES ET DE
CONTROLE, N.D.A.

	Intra-EU Intra-EU Intra-UE					Extra-EU Extra-EU Extra-UE									
	VAL	VOL	VOL Δ%	UV	UV Δ%	VAL	VOL	VOL Δ%	UV	UV Δ%					
	Monatliche Indizes					Monthly Indices					Indices mensuels				
1990 1	90.8	90.3	8.5	100.6	4.0	93.1	93.9	7.6	99.2	-1.9					
1990 2	92.0	91.5	2.0	100.6	2.1	89.5	87.9	3.3	101.8	-0.2					
1990 3	110.0	110.4	8.3	99.6	1.5	108.3	110.1	15.4	98.4	-4.5					
1990 4	96.4	98.3	5.5	98.1	-2.3	94.1	96.1	8.7	97.9	-7.2					
1990 5	102.8	102.4	14.2	100.4	1.5	101.4	100.8	13.1	100.6	-1.2					
1990 6	106.3	106.0	-0.4	100.3	0.1	99.7	100.5	0.3	99.2	-3.7					
1990 7	104.7	103.2	7.6	101.5	0.5	106.4	104.6	11.3	101.7	-1.8					
1990 8	80.4	79.6	6.6	101.0	1.1	93.9	94.4	8.3	99.5	-5.0					
1990 9	92.3	92.4	-0.9	99.9	-0.2	88.0	86.4	-6.1	101.8	-0.8					
1990 10	116.1	115.9	13.6	100.2	1.0	114.6	113.4	12.4	101.1	-1.8					
1990 11	105.9	107.0	9.1	99.0	1.0	104.6	105.9	5.0	98.8	-1.6					
1990 12	101.1	102.0	-1.0	99.1	0.2	105.9	105.4	-6.8	100.5	-3.4					
1991 1	98.9	96.2	6.5	102.8	2.2	99.4	101.0	7.6	98.4	-0.8					
1991 2	97.4	97.4	6.4	100.0	-0.6	90.3	91.2	3.8	99.0	-2.8					
1991 3	105.8	104.2	-5.6	101.5	1.9	98.3	97.8	-11.2	100.5	2.1					
1991 4	107.5	106.8	8.6	100.7	2.7	98.6	99.4	3.4	99.2	1.3					
1991 5	106.3	107.9	5.4	98.5	-1.9	100.4	99.6	-1.2	100.8	0.2					
1991 6	113.4	113.3	6.9	100.1	-0.2	101.3	102.2	1.7	99.1	-0.1					
1991 7	115.7	116.9	13.3	99.0	-2.5	112.1	110.8	5.9	101.2	-0.5					
1991 8	85.5	83.3	4.6	102.7	1.7	95.4	90.9	-3.7	105.0	5.5					
1991 9	100.6	99.1	7.3	101.5	1.6	95.5	93.4	8.1	102.3	0.5					
1991 10	117.7	116.2	0.3	101.3	1.1	115.1	113.6	0.2	101.3	0.2					
1991 11	109.9	108.5	1.4	101.3	2.3	107.1	104.9	-0.9	102.1	3.3					
1991 12	114.7	111.8	9.6	102.6	3.5	118.7	114.6	8.7	103.6	3.1					
1992 1	106.4	101.4	5.4	104.9	2.0	94.0	92.5	-8.4	101.6	3.3					
1992 2	113.6	107.5	10.4	105.7	5.7	100.0	95.1	4.3	105.1	6.2					
1992 3	123.5	119.4	14.6	103.4	1.9	110.9	107.3	9.7	103.4	2.9					
1992 4	120.2	114.8	7.5	104.7	4.0	107.4	103.8	4.4	103.5	4.3					
1992 5	114.1	107.9	0.0	105.7	7.3	102.7	99.0	-0.6	103.7	2.9					
1992 6	116.0	109.1	-3.7	106.3	6.2	106.7	101.9	-0.3	104.7	5.7					
1992 7	120.8	111.2	-4.9	108.6	9.7	118.1	110.8	0.0	106.6	5.3					
1992 8	85.0	81.2	-2.5	104.7	1.9	93.3	90.6	-0.3	103.0	-1.9					
1992 9	114.0	105.2	6.2	108.4	6.8	104.7	98.0	4.9	106.8	4.4					
1992 10	123.2	114.3	-1.6	107.8	6.4	119.7	114.8	1.1	104.3	3.0					
1992 11	116.2	107.9	-0.6	107.7	6.3	105.4	100.5	-4.2	104.9	2.7					
1992 12	126.9	116.4	4.1	109.0	6.2	129.2	119.7	4.5	107.9	4.2					
1993 1	94.0	82.2	-18.9	114.4	9.1	90.0	78.6	-15.0	114.5	12.7					
1993 2	101.0	89.1	-17.1	113.3	7.2	104.3	89.3	-6.1	116.8	11.1					
1993 3	118.0	96.6	-19.1	122.2	18.2	120.8	107.2	-0.1	112.7	9.0					
1993 4	98.6	81.3	-29.2	121.3	15.9	113.1	99.0	-4.6	114.2	10.3					
1993 5	97.0	83.9	-22.2	115.6	9.4	104.9	95.4	-3.6	110.0	6.1					
1993 6	107.1	91.5	-16.1	117.1	10.2	124.2	110.0	7.9	112.9	7.8					
1993 7	106.3	91.1	-18.1	116.7	7.5	128.2	114.3	3.2	112.2	5.3					
1993 8	80.3	66.3	-18.3	121.1	15.7	111.0	98.3	8.5	112.9	9.6					
1993 9	106.0	92.6	-12.0	114.5	5.6	117.5	105.2	7.3	111.7	4.6					
1993 10	108.0	94.4	-17.4	114.4	6.1	123.5	109.9	-4.3	112.4	7.8					
1993 11	113.9	96.0	-11.0	118.6	10.1	131.2	113.9	13.3	115.2	9.8					
1993 12	121.4	103.2	-11.3	117.6	7.9	155.4	135.4	13.1	114.8	6.4					

SITC 88: FOTOGRAFISCHE
APPARATE USW.; OPTISCHE
WAREN, A.N.G.;
UHRMACHERWAR.

SITC 88: PHOTOGR. APP.,
EQUIPM + SUPPLIES +
OPTICAL GOODS;
WATCHES + CLOCKS

CTCI 88: APP. ET FOURNIT.
DE PHOTOGRAPH. ET
D'OPTIQUE, N.D.A.;
MONTRES

	Intra-EU Intra-EU Intra-UE					Extra-EU Extra-EU Extra-UE									
	VAL	VOL	VOL Δ%	UV	UV Δ%	VAL	VOL	VOL Δ%	UV	UV Δ%					
	Jährliche Indizes					Annual Indices					Indices annuels				
1989	98.2	96.4	:	101.9	:	98.9	93.2	:	106.1	:					
1990	100.0	100.0	3.7	100.0	-1.9	100.0	100.0	7.3	100.0	-5.7					
1991	101.1	101.4	1.4	99.7	-0.3	108.0	107.9	7.9	100.1	0.1					
1992	104.1	104.3	2.9	99.8	0.1	109.4	109.4	1.4	100.0	-0.1					
1993	95.5	96.0	-8.0	99.5	-0.3	106.9	98.9	-9.6	108.1	8.1					
	Vierteljährliche Indizes					Quarterly Indices					Indices trimestriels				
1989 1	87.0	86.4	:	100.7	:	89.8	85.2	:	105.4	:					
1989 2	103.2	100.8	:	102.4	:	103.2	98.1	:	105.2	:					
1989 3	92.1	90.2	:	102.1	:	96.9	91.3	:	106.1	:					
1989 4	98.1	95.8	:	102.4	:	105.2	97.8	:	107.6	:					
1990 1	101.6	100.4	16.2	101.2	0.5	92.6	91.5	7.4	101.2	-4.0					
1990 2	113.5	112.2	11.3	101.2	-1.2	100.9	100.9	2.9	100.0	-4.9					
1990 3	98.3	99.4	10.2	98.9	-3.1	97.1	97.8	7.1	99.3	-6.4					
1990 4	103.0	104.6	9.2	98.5	-3.8	110.1	110.4	12.9	99.7	-7.3					
1991 1	99.3	99.7	-0.7	99.6	-1.6	97.0	97.4	6.4	99.6	-1.6					
1991 2	107.2	106.9	-4.7	100.3	-0.9	112.7	112.0	11.0	100.6	0.6					
1991 3	97.0	97.6	-1.8	99.4	0.5	106.2	105.3	7.7	100.9	1.6					
1991 4	100.5	100.8	-3.6	99.7	1.2	115.2	115.9	5.0	99.4	-0.3					
1992 1	103.5	103.1	3.4	100.4	0.8	106.9	106.4	9.2	100.5	0.9					
1992 2	109.2	109.5	2.4	99.7	-0.6	114.0	114.6	2.3	99.5	-1.1					
1992 3	101.1	102.8	5.3	98.3	-1.1	102.1	103.9	-1.3	98.3	-2.6					
1992 4	104.7	103.9	3.1	100.8	1.1	115.1	113.4	-2.2	101.5	2.1					
1993 1	87.2	88.3	-14.4	98.7	-1.7	99.1	92.9	-12.7	106.7	6.2					
1993 2	100.3	100.5	-8.2	99.8	0.1	111.4	107.1	-6.5	104.0	4.5					
1993 3	93.7	93.9	-8.7	99.8	1.5	102.6	94.9	-8.7	108.1	10.0					
1993 4	96.0	96.6	-7.0	99.4	-1.4	114.5	100.6	-11.3	113.8	12.1					
	Monatliche Indizes					Monthly Indices					Indices mensuels				
1989 1	84.4	83.9	:	100.6	:	82.4	79.5	:	103.6	:					
1989 2	82.4	81.8	:	100.7	:	89.1	83.0	:	107.3	:					
1989 3	94.3	93.5	:	100.9	:	98.0	93.2	:	105.1	:					
1989 4	98.0	97.0	:	101.0	:	99.5	97.2	:	102.4	:					
1989 5	99.6	97.2	:	102.5	:	100.7	95.9	:	105.0	:					
1989 6	112.2	108.2	:	103.7	:	109.4	101.1	:	108.2	:					
1989 7	98.4	95.5	:	103.0	:	99.8	92.6	:	107.8	:					
1989 8	85.8	84.3	:	101.8	:	89.6	86.1	:	104.1	:					
1989 9	92.1	90.8	:	101.4	:	101.2	95.3	:	106.2	:					
1989 10	103.4	101.9	:	101.5	:	113.6	106.7	:	106.5	:					
1989 11	100.7	98.0	:	102.8	:	109.2	101.3	:	107.8	:					
1989 12	90.2	87.6	:	103.0	:	92.6	85.3	:	108.6	:					

SITC 88: FOTOGRAFISCHE
APPARATE USW.; OPTISCHE
WAREN, A.N.G.;
UHRMACHERWAR.

SITC 88: PHOTOGR. APP.,
EQUIPM + SUPPLIES +
OPTICAL GOODS;
WATCHES + CLOCKS

CTCI 88: APP. ET FOURNIT.
DE PHOTOGRAPH. ET
D'OPTIQUE, N.D.A.;
MONTRES

	Intra-EU Intra-EU Intra-UE					Extra-EU Extra-EU Extra-UE									
	VAL	VOL	VOL Δ%	UV	UV Δ%	VAL	VOL	VOL Δ%	UV	UV Δ%					
	Jährliche Indizes					Annual Indices					Indices annuels				
1989	99.4	97.8	:	101.6	:	102.0	99.3	:	102.7	:					
1990	100.0	100.0	2.2	100.0	-1.6	100.0	100.0	0.7	100.0	-2.6					
1991	102.6	104.0	4.0	98.7	-1.3	100.9	100.8	0.8	100.1	0.1					
1992	103.9	106.7	2.6	97.4	-1.3	105.3	106.8	6.0	98.6	-1.5					
1993	105.6	105.8	-0.8	99.8	2.5	121.7	119.1	11.5	102.2	3.7					
	Vierteljährliche Indizes					Quarterly Indices					Indices trimestriels				
1989 1	97.0	96.6	:	100.4	:	95.4	93.6	:	101.9	:					
1989 2	105.1	102.4	:	102.6	:	106.8	103.5	:	103.2	:					
1989 3	92.7	91.4	:	101.4	:	97.4	95.5	:	102.0	:					
1989 4	102.4	100.4	:	102.0	:	112.2	108.5	:	103.4	:					
1990 1	98.8	98.1	1.6	100.7	0.3	100.2	99.6	6.4	100.6	-1.3					
1990 2	109.4	108.4	5.9	100.9	-1.7	103.7	103.2	-0.3	100.5	-2.6					
1990 3	94.1	94.5	3.4	99.6	-1.8	95.4	95.1	-0.4	100.3	-1.7					
1990 4	100.5	101.8	1.4	98.7	-3.2	102.2	103.7	-4.4	98.6	-4.6					
1991 1	101.4	102.1	4.1	99.3	-1.4	90.6	91.7	-7.9	98.8	-1.8					
1991 2	105.4	105.8	-2.4	99.6	-1.3	99.2	97.6	-5.4	101.6	1.1					
1991 3	97.0	99.0	4.8	98.0	-1.6	99.8	100.0	5.2	99.8	-0.5					
1991 4	104.0	106.2	4.3	97.9	-0.8	111.5	111.5	7.5	100.0	1.4					
1992 1	103.0	106.3	4.1	96.9	-2.4	102.2	102.4	11.7	99.8	1.0					
1992 2	108.7	112.8	6.6	96.4	-3.2	106.1	108.8	11.5	97.5	-4.0					
1992 3	101.1	101.9	2.9	99.2	1.2	104.7	106.7	6.7	98.1	-1.7					
1992 4	104.4	107.3	1.0	97.3	-0.6	116.5	117.3	5.2	99.3	-0.7					
1993 1	103.6	103.7	-2.4	99.9	3.1	109.0	108.8	6.3	100.2	0.4					
1993 2	108.7	108.8	-3.5	99.9	3.6	121.4	118.7	9.1	102.3	4.9					
1993 3	99.6	102.4	0.5	97.3	-1.9	121.1	118.0	10.6	102.6	4.6					
1993 4	105.2	103.0	-4.0	102.1	4.9	135.5	131.2	11.8	103.3	4.0					
	Monatliche Indizes					Monthly Indices					Indices mensuels				
1989 1	93.6	93.9	:	99.7	:	90.9	89.0	:	102.1	:					
1989 2	93.4	92.9	:	100.5	:	89.0	88.4	:	100.7	:					
1989 3	104.0	103.0	:	101.0	:	106.4	103.5	:	102.8	:					
1989 4	99.9	97.5	:	102.5	:	105.8	102.2	:	103.5	:					
1989 5	99.1	96.2	:	103.0	:	99.7	95.3	:	104.6	:					
1989 6	116.1	113.6	:	102.2	:	114.8	112.9	:	101.7	:					
1989 7	98.9	97.2	:	101.8	:	102.5	98.7	:	103.8	:					
1989 8	83.1	82.1	:	101.2	:	87.7	87.7	:	100.0	:					
1989 9	95.8	94.8	:	101.1	:	102.0	100.1	:	101.9	:					
1989 10	109.2	107.5	:	101.6	:	113.4	109.5	:	103.6	:					
1989 11	105.1	104.4	:	100.7	:	116.0	112.0	:	103.6	:					
1989 12	92.8	89.3	:	103.9	:	107.3	104.1	:	103.1	:					

SITC 88: FOTOGRAFISCHE
APPARATE USW;; OPTISCHE
WAREN, A.N.G.;
UHRMACHERWAR.

SITC 88: PHOTOGR. APP.,
EQUIPM + SUPPLIES +
OPTICAL GOODS;
WATCHES + CLOCKS

CTCI 88: APP. ET FOURNIT.
DE PHOTOGRAPH. ET
D'OPTIQUE, N.D.A.;
MONTRES

	Intra-EU Intra-EU Intra-UE					Extra-EU Extra-EU Extra-UE									
	VAL	VOL	VOL Δ%	UV	UV Δ%	VAL	VOL	VOL Δ%	UV	UV Δ%					
	Monatliche Indizes					Monthly Indices					Indices mensuels				
1990 1	94.5	93.2	11.1	101.4	0.8	87.6	84.6	6.4	103.5	-0.1					
1990 2	97.2	96.0	17.4	101.2	0.5	87.4	87.4	5.3	100.0	-6.8					
1990 3	113.1	111.9	19.7	101.1	0.2	103.0	102.7	10.2	100.3	-4.6					
1990 4	106.0	103.7	6.9	102.2	1.2	99.0	99.3	2.2	99.7	-2.6					
1990 5	116.9	114.2	17.5	102.4	-0.1	104.6	103.2	7.6	101.4	-3.4					
1990 6	117.8	118.8	9.8	99.2	-4.3	99.1	100.3	-0.8	98.8	-8.7					
1990 7	111.4	111.5	16.8	99.9	-3.0	103.4	98.7	6.6	104.8	-2.8					
1990 8	87.1	89.2	5.8	97.7	-4.0	90.5	94.9	10.2	95.4	-8.4					
1990 9	96.4	97.5	7.4	98.9	-2.5	97.6	99.9	4.8	97.7	-8.0					
1990 10	106.5	108.0	6.0	98.6	-2.9	118.9	118.4	11.0	100.4	-5.7					
1990 11	108.5	109.6	11.8	99.0	-3.7	119.0	116.6	15.1	102.1	-5.3					
1990 12	94.1	96.1	9.7	97.9	-5.0	92.2	96.2	12.8	95.8	-11.8					
1991 1	99.1	99.7	7.0	99.4	-2.0	94.8	96.0	13.5	98.8	-4.5					
1991 2	96.6	97.8	1.9	98.8	-2.4	93.9	93.9	7.4	100.0	0.0					
1991 3	102.2	101.7	-9.1	100.5	-0.6	102.3	102.4	-0.3	99.9	-0.4					
1991 4	100.8	100.4	-3.2	100.4	-1.8	114.3	113.5	14.3	100.7	1.0					
1991 5	110.5	111.7	-2.2	98.9	-3.4	113.2	112.9	9.4	100.3	-1.1					
1991 6	110.4	108.6	-8.6	101.7	2.5	110.3	109.4	9.1	100.8	2.0					
1991 7	108.2	110.4	-1.0	98.0	-1.9	112.1	111.5	13.0	100.5	-4.1					
1991 8	85.5	85.7	-3.9	99.8	2.1	94.4	94.1	-0.8	100.3	5.1					
1991 9	97.2	96.7	-0.8	100.5	1.6	112.3	110.3	10.4	101.8	4.2					
1991 10	110.1	109.7	1.6	100.4	1.8	130.8	133.2	12.5	98.2	-2.2					
1991 11	101.6	102.2	-6.8	99.4	0.4	120.2	117.5	0.8	102.3	0.2					
1991 12	89.7	90.4	-5.9	99.2	1.3	94.8	97.0	0.8	97.7	2.0					
1992 1	93.2	92.8	-6.9	100.4	1.0	97.5	99.5	3.6	98.0	-0.8					
1992 2	105.6	104.3	6.6	101.2	2.4	105.1	105.4	12.2	99.7	-0.3					
1992 3	111.7	112.3	10.4	99.5	-1.0	118.2	114.4	11.7	103.3	3.4					
1992 4	109.4	110.8	10.4	98.7	-1.7	118.9	118.5	4.4	100.3	-0.4					
1992 5	107.2	107.3	-3.9	99.9	1.0	108.3	106.6	-5.6	101.6	1.3					
1992 6	110.9	110.3	1.6	100.5	-1.2	114.8	118.6	8.4	96.8	-4.0					
1992 7	113.9	115.6	4.7	98.5	0.5	114.1	115.0	3.1	99.2	-1.3					
1992 8	85.7	86.1	0.5	99.5	-0.3	86.1	89.1	-5.3	96.6	-3.7					
1992 9	103.6	106.6	10.2	97.2	-3.3	106.4	107.7	-2.4	98.8	-2.9					
1992 10	108.5	109.2	-0.5	99.4	-1.0	118.1	117.9	-11.5	100.2	2.0					
1992 11	103.7	101.8	-0.4	101.9	2.5	116.2	114.3	-2.7	101.7	-0.6					
1992 12	102.1	100.8	11.5	101.3	2.1	111.2	108.1	11.4	102.9	5.3					
1993 1	72.4	74.8	-19.4	96.8	-3.6	89.5	82.7	-16.9	108.2	10.4					
1993 2	83.9	85.1	-18.4	98.6	-2.6	97.2	92.6	-12.1	105.0	5.3					
1993 3	105.4	105.2	-6.3	100.2	0.7	110.5	103.4	-9.6	106.9	3.5					
1993 4	101.9	98.3	-11.3	103.7	5.1	114.7	110.5	-6.8	103.8	3.5					
1993 5	90.9	93.0	-13.3	97.7	-2.2	106.0	103.2	-3.2	102.7	1.1					
1993 6	107.9	110.1	-0.2	98.0	-2.5	113.4	107.6	-9.3	105.4	8.9					
1993 7	100.9	101.6	-12.1	99.3	0.8	106.0	98.8	-14.1	107.3	8.2					
1993 8	79.4	80.5	-6.5	98.6	-0.9	90.4	83.6	-6.2	108.1	11.9					
1993 9	101.1	99.7	-6.5	101.4	4.3	111.4	102.3	-5.0	108.9	10.2					
1993 10	96.1	96.8	-11.4	99.3	-0.1	116.8	101.3	-14.1	115.3	15.1					
1993 11	96.2	96.3	-5.4	99.9	-2.0	119.7	106.6	-6.7	112.3	10.4					
1993 12	95.7	96.6	-4.2	99.1	-2.2	107.0	94.0	-13.0	113.8	10.6					

SITC 88: FOTOGRAFISCHE
APPARATE USW.; OPTISCHE
WAREN, A.N.G.;
UHRMACHERWAR.

SITC 88: PHOTOGR. APP.,
EQUIPM + SUPPLIES +
OPTICAL GOODS;
WATCHES + CLOCKS

CTCI 88: APP. ET FOURNIT.
DE PHOTOGRAPH. ET
D'OPTIQUE, N.D.A.;
MONTRES

	Intra-EU Intra-EU Intra-UE					Extra-EU Extra-EU Extra-UE									
	VAL	VOL	VOL Δ%	UV	UV Δ%	VAL	VOL	VOL Δ%	UV	UV Δ%					
	Monatliche Indizes					Monthly Indices					Indices mensuels				
1990 1	94.9	94.1	0.2	100.9	1.2	97.6	98.6	10.8	99.0	-3.0					
1990 2	95.3	95.8	3.1	99.5	-1.0	95.0	93.1	5.3	102.0	1.3					
1990 3	106.4	104.5	1.5	101.8	0.8	108.1	107.1	3.5	100.9	-1.8					
1990 4	104.4	103.1	5.7	101.3	-1.2	100.8	100.9	-1.3	99.9	-3.5					
1990 5	109.7	107.9	12.2	101.7	-1.3	102.3	100.4	5.4	101.9	-2.6					
1990 6	113.7	114.2	0.5	99.6	-2.5	108.3	108.4	-4.0	99.9	-1.8					
1990 7	107.2	105.2	8.2	101.9	0.1	109.2	106.7	8.1	102.3	-1.4					
1990 8	82.1	84.3	2.7	97.4	-3.8	86.0	87.9	0.2	97.8	-2.2					
1990 9	92.9	93.9	-0.9	98.9	-2.2	91.1	90.7	-9.4	100.4	-1.5					
1990 10	109.0	109.7	2.0	99.4	-2.2	107.2	106.6	-2.6	100.6	-2.9					
1990 11	103.8	105.3	0.9	98.6	-2.1	105.5	108.0	-3.6	97.7	-5.7					
1990 12	88.6	90.3	1.1	98.1	-5.6	93.9	96.4	-7.4	97.4	-5.5					
1991 1	99.0	100.1	6.4	98.9	-2.0	91.3	92.0	-6.7	99.2	0.2					
1991 2	98.7	98.4	2.7	100.3	0.8	87.8	88.8	-4.6	98.9	-3.0					
1991 3	106.5	107.8	3.2	98.8	-2.9	92.5	94.2	-12.0	98.2	-2.7					
1991 4	104.7	104.4	1.3	100.3	-1.0	97.9	98.4	-2.5	99.5	-0.4					
1991 5	107.1	109.2	1.2	98.1	-3.5	99.3	97.6	-2.8	101.7	-0.2					
1991 6	104.2	103.7	-9.2	100.5	0.9	100.4	96.7	-10.8	103.8	3.9					
1991 7	111.9	113.7	8.1	98.4	-3.4	118.3	119.7	12.2	98.8	-3.4					
1991 8	83.1	85.1	0.9	97.6	0.2	88.1	89.1	1.4	98.9	1.1					
1991 9	96.0	98.1	4.5	97.9	-1.0	93.1	91.3	0.7	102.0	1.6					
1991 10	114.0	117.4	7.0	97.1	-2.3	118.1	118.3	11.0	99.8	-0.8					
1991 11	103.9	105.9	0.6	98.1	-0.5	114.2	112.8	4.4	101.2	3.6					
1991 12	94.2	95.3	5.5	98.8	0.7	102.4	103.3	7.2	99.1	1.7					
1992 1	90.0	93.4	-6.7	96.4	-2.5	90.2	91.6	-0.4	98.5	-0.7					
1992 2	107.8	110.3	12.1	97.7	-2.6	103.9	102.3	15.2	101.6	2.7					
1992 3	111.3	115.2	6.9	96.6	-2.2	112.4	113.3	20.3	99.2	1.0					
1992 4	110.9	116.7	11.8	95.0	-5.3	107.7	109.2	11.0	98.6	-0.9					
1992 5	105.3	110.3	1.0	95.5	-2.7	101.5	105.3	7.9	96.4	-5.2					
1992 6	110.0	111.4	7.4	98.7	-1.8	109.1	112.0	15.8	97.4	-6.2					
1992 7	115.5	115.0	1.1	100.4	2.0	116.0	118.2	-1.3	98.1	-0.7					
1992 8	85.2	85.9	0.9	99.2	1.6	90.6	92.1	3.4	98.4	-0.5					
1992 9	102.7	104.8	6.8	98.0	0.1	107.3	109.7	20.2	97.8	-4.1					
1992 10	111.4	116.3	-0.9	95.8	-1.3	123.9	124.5	5.2	99.5	-0.3					
1992 11	103.0	104.0	-1.8	99.0	0.9	105.9	106.3	-5.8	99.6	-1.6					
1992 12	98.9	101.8	6.8	97.2	-1.6	119.6	121.2	17.3	98.7	-0.4					
1993 1	90.7	94.1	0.7	96.4	0.0	88.4	90.0	-1.7	98.2	-0.3					
1993 2	98.7	98.9	-10.3	99.8	2.1	112.7	111.6	9.1	101.0	-0.6					
1993 3	121.6	118.2	2.6	102.9	6.5	125.8	124.8	10.2	100.8	1.6					
1993 4	103.2	101.5	-13.0	101.7	7.1	119.5	118.0	8.1	101.3	2.7					
1993 5	105.3	106.8	-3.2	98.6	3.2	113.2	112.2	6.6	100.9	4.7					
1993 6	117.5	118.0	5.9	99.6	0.9	131.8	126.1	12.6	104.5	7.3					
1993 7	104.4	105.8	-8.0	98.7	-1.7	128.7	125.1	5.8	102.9	4.9					
1993 8	85.7	90.9	5.8	94.3	-4.9	111.3	110.3	19.8	100.9	2.5					
1993 9	108.7	110.4	5.3	98.5	0.5	123.6	118.7	8.2	104.1	6.4					
1993 10	108.5	106.8	-8.2	101.6	6.1	131.6	129.9	4.3	101.3	1.8					
1993 11	100.5	99.5	-4.3	101.0	2.0	134.4	127.9	20.3	105.1	5.5					
1993 12	106.6	102.8	1.0	103.7	6.7	140.6	135.8	12.0	103.5	4.9					

SITC 89: VERSCHIEDENE
BEARBEITETE WAREN,
A.N.G.

SITC 89:
MISCELLANEOUS
MANUFACTURED
ARTICLES, N.E.S.

CTCI 89: ARTICLES
MANUFACTURES DIVERS,
N.D.A.

	Intra-EU Intra-EU Intra-UE					Extra-EU Extra-EU Extra-UE									
	VAL	VOL	VOL Δ%	UV	UV Δ%	VAL	VOL	VOL Δ%	UV	UV Δ%					
	Jährliche Indizes					Annual Indices					Indices annuels				
1989	89.4	90.0	:	99.3	:	94.7	88.5	:	107.0	:					
1990	100.0	100.0	11.1	100.0	0.7	100.0	100.0	13.0	100.0	-6.5					
1991	107.1	105.0	5.0	102.0	2.0	111.0	102.0	2.0	108.8	8.8					
1992	111.2	108.7	3.5	102.3	0.3	119.8	108.5	6.4	110.4	1.5					
1993	95.5	90.0	-17.2	106.1	3.7	126.3	104.0	-4.1	121.4	10.0					
	Vierteljährliche Indizes					Quarterly Indices					Indices trimestriels				
1989 1	81.8	82.2	:	99.5	:	86.3	82.3	:	104.9	:					
1989 2	89.9	90.7	:	99.1	:	93.8	87.3	:	107.4	:					
1989 3	85.7	86.0	:	99.7	:	94.9	87.4	:	108.6	:					
1989 4	101.3	102.2	:	99.1	:	102.9	96.3	:	106.9	:					
1990 1	94.5	93.3	13.5	101.3	1.8	93.8	90.2	9.6	104.0	-0.9					
1990 2	98.8	98.9	9.0	99.9	0.8	102.2	101.6	16.4	100.6	-6.3					
1990 3	94.7	94.2	9.5	100.5	0.8	100.1	101.3	15.9	98.8	-9.0					
1990 4	112.1	113.7	11.3	98.6	-0.5	106.0	108.9	13.1	97.3	-9.0					
1991 1	101.2	98.3	5.4	102.9	1.6	93.8	92.1	2.1	101.8	-2.1					
1991 2	105.1	102.7	3.8	102.3	2.4	109.0	100.5	-1.1	108.5	7.9					
1991 3	104.6	102.5	8.8	102.0	1.5	117.1	104.1	2.8	112.5	13.9					
1991 4	116.5	115.2	1.3	101.1	2.5	123.0	110.4	1.4	111.4	14.5					
1992 1	109.6	104.8	6.6	104.6	1.7	111.2	98.8	7.3	112.6	10.6					
1992 2	108.9	105.9	3.1	102.8	0.5	118.7	106.7	6.2	111.2	2.5					
1992 3	106.3	105.7	3.1	100.6	-1.4	119.6	111.8	7.4	107.0	-4.9					
1992 4	123.3	121.6	5.6	101.4	0.3	131.3	118.3	7.2	111.0	-0.4					
1993 1	87.7	83.1	-20.7	105.5	0.9	112.5	93.3	-5.6	120.6	7.1					
1993 2	91.1	85.5	-19.3	106.5	3.6	121.8	101.6	-4.8	119.9	7.8					
1993 3	90.1	84.9	-19.7	106.1	5.5	127.3	103.3	-7.6	123.2	15.1					
1993 4	107.4	101.1	-16.9	106.2	4.7	143.4	117.9	-0.3	121.6	9.5					
	Monatliche Indizes					Monthly Indices					Indices mensuels				
1989 1	75.5	75.9	:	99.5	:	81.9	78.2	:	104.7	:					
1989 2	79.4	79.2	:	100.2	:	83.1	79.4	:	104.7	:					
1989 3	90.7	91.6	:	99.0	:	94.0	89.4	:	105.2	:					
1989 4	85.6	86.3	:	99.2	:	86.8	82.3	:	105.5	:					
1989 5	85.9	86.6	:	99.2	:	92.0	86.1	:	106.8	:					
1989 6	98.1	99.1	:	99.0	:	102.6	93.5	:	109.7	:					
1989 7	86.1	86.4	:	99.7	:	90.0	82.3	:	109.3	:					
1989 8	77.7	77.1	:	100.8	:	87.5	81.9	:	106.8	:					
1989 9	93.5	94.5	:	98.9	:	107.3	97.9	:	109.6	:					
1989 10	109.4	110.3	:	99.2	:	118.6	110.5	:	107.3	:					
1989 11	105.2	105.7	:	99.5	:	104.4	97.3	:	107.3	:					
1989 12	89.1	90.5	:	98.4	:	85.9	81.1	:	105.9	:					

**SITC 89: VERSCHIEDENE
BEARBEITETE WAREN,
A.N.G.**

**SITC 89:
MISCELLANEOUS
MANUFACTURED
ARTICLES, N.E.S.**

**CTCI 89: ARTICLES
MANUFACTURES DIVERS,
N.D.A.**

	Intra-EU Intra-EU Intra-UE					Extra-EU Extra-EU Extra-UE									
	VAL	VOL	VOL Δ%	UV	UV Δ%	VAL	VOL	VOL Δ%	UV	UV Δ%					
	Jährliche Indizes					Annual Indices					Indices annuels				
1989	88.8	89.0	:	99.8	:	95.4	95.5	:	99.9	:					
1990	100.0	100.0	12.4	100.0	0.2	100.0	100.0	4.7	100.0	0.1					
1991	105.1	103.4	3.4	101.6	1.6	94.9	90.3	-9.7	105.1	5.1					
1992	111.4	110.7	7.1	100.6	-1.0	99.3	94.0	4.1	105.6	0.5					
1993	103.9	101.7	-8.1	102.2	1.6	108.6	102.0	8.5	106.5	0.9					
	Vierteljährliche Indizes					Quarterly Indices					Indices trimestriels				
1989 1	82.8	82.3	:	100.6	:	83.9	84.0	:	99.9	:					
1989 2	89.0	89.0	:	100.0	:	96.9	97.0	:	99.9	:					
1989 3	83.6	83.8	:	99.8	:	98.5	99.0	:	99.5	:					
1989 4	97.6	98.7	:	98.9	:	109.9	109.6	:	100.3	:					
1990 1	96.3	95.1	15.6	101.3	0.7	94.3	94.9	13.0	99.4	-0.5					
1990 2	99.5	99.6	11.9	99.9	-0.1	104.2	104.7	7.9	99.5	-0.4					
1990 3	94.1	93.7	11.8	100.4	0.6	99.4	99.3	0.3	100.1	0.6					
1990 4	110.6	112.1	13.6	98.7	-0.2	102.0	101.0	-7.8	101.0	0.7					
1991 1	102.3	100.1	5.3	102.2	0.9	83.1	79.6	-16.1	104.4	5.0					
1991 2	104.6	101.7	2.1	102.9	3.0	95.0	90.0	-14.0	105.5	6.0					
1991 3	99.5	98.0	4.6	101.5	1.1	95.6	90.9	-8.5	105.2	5.1					
1991 4	114.3	114.4	2.1	99.9	1.2	106.1	100.9	-0.1	105.2	4.2					
1992 1	112.0	109.4	9.3	102.4	0.2	97.4	91.5	14.9	106.4	1.9					
1992 2	109.5	108.1	6.3	101.3	-1.6	98.5	92.1	2.3	107.0	1.4					
1992 3	107.4	107.5	9.7	99.9	-1.6	104.6	99.9	9.9	104.7	-0.5					
1992 4	118.3	119.4	4.4	99.1	-0.8	110.6	105.8	4.9	104.5	-0.7					
1993 1	98.0	96.6	-11.7	101.5	-0.9	94.7	88.7	-3.1	106.8	0.4					
1993 2	98.4	94.9	-12.2	103.7	2.4	104.4	97.8	6.2	106.7	-0.3					
1993 3	99.8	97.7	-9.1	102.2	2.3	106.5	100.4	0.5	106.1	1.3					
1993 4	115.8	113.9	-4.6	101.7	2.6	127.4	119.6	13.0	106.5	1.9					
	Monatliche Indizes					Monthly Indices					Indices mensuels				
1989 1	74.6	74.5	:	100.1	:	80.9	81.1	:	99.8	:					
1989 2	81.4	80.8	:	100.8	:	78.2	77.4	:	101.0	:					
1989 3	92.4	91.7	:	100.8	:	92.5	93.4	:	99.0	:					
1989 4	82.8	82.3	:	100.6	:	92.9	93.7	:	99.1	:					
1989 5	87.0	87.6	:	99.3	:	91.6	91.8	:	99.8	:					
1989 6	97.3	97.2	:	100.1	:	105.9	105.4	:	100.5	:					
1989 7	86.0	85.2	:	100.9	:	104.0	103.3	:	100.7	:					
1989 8	70.5	70.9	:	99.5	:	92.1	93.1	:	98.9	:					
1989 9	94.2	95.2	:	99.0	:	99.7	100.7	:	99.0	:					
1989 10	106.3	107.7	:	98.7	:	117.1	117.2	:	99.9	:					
1989 11	100.9	101.4	:	99.5	:	110.2	109.7	:	100.5	:					
1989 12	85.8	87.1	:	98.5	:	102.5	101.8	:	100.7	:					

SITC 89: VERSCHIEDENE
BEARBEITETE WAREN,
A.N.G.

SITC 89:
MISCELLANEOUS
MANUFACTURED
ARTICLES, N.E.S.

CTCI 89: ARTICLES
MANUFACTURES DIVERS,
N.D.A.

	Intra-EU Intra-EU Intra-UE					Extra-EU Extra-EU Extra-UE									
	VAL	VOL	VOL Δ%	UV	UV Δ%	VAL	VOL	VOL Δ%	UV	UV Δ%					
	Monatliche Indizes					Monthly Indices					Indices mensuels				
1990 1	86.9	86.8	14.4	100.1	0.6	95.6	91.0	16.4	105.1	0.4					
1990 2	89.5	87.7	10.7	102.1	1.9	89.8	86.6	9.1	103.7	-1.0					
1990 3	107.2	105.5	15.2	101.6	2.6	96.1	93.1	4.1	103.2	-1.9					
1990 4	97.1	96.2	11.5	100.9	1.7	95.7	94.6	14.9	101.2	-4.1					
1990 5	101.1	101.4	17.1	99.7	0.5	104.8	104.9	21.8	99.9	-6.5					
1990 6	98.4	99.1	0.0	99.3	0.3	105.8	105.2	12.5	100.6	-8.3					
1990 7	98.6	96.8	12.0	101.9	2.2	97.3	95.1	15.6	102.3	-6.4					
1990 8	84.6	84.4	9.5	100.2	-0.6	103.4	106.2	29.7	97.4	-8.8					
1990 9	100.8	101.3	7.2	99.5	0.6	99.5	102.6	4.8	97.0	-11.5					
1990 10	122.1	122.8	11.3	99.4	0.2	118.3	120.6	9.1	98.1	-8.6					
1990 11	118.1	120.8	14.3	97.8	-1.7	114.3	118.6	21.9	96.4	-10.2					
1990 12	95.9	97.5	7.7	98.4	0.0	85.2	87.5	7.9	97.4	-8.0					
1991 1	99.5	97.3	12.1	102.3	2.2	98.4	96.7	6.3	101.8	-3.1					
1991 2	97.8	94.7	8.0	103.3	1.2	87.4	86.9	0.3	100.6	-3.0					
1991 3	106.0	102.9	-2.5	103.0	1.4	95.4	92.6	-0.5	103.0	-0.2					
1991 4	105.1	101.3	5.3	103.8	2.9	106.7	99.8	5.5	106.9	5.6					
1991 5	105.2	103.1	1.7	102.0	2.3	112.8	103.6	-1.2	108.9	9.0					
1991 6	104.6	103.6	4.5	101.0	1.7	107.5	98.0	-6.8	109.7	9.0					
1991 7	113.1	110.3	13.9	102.5	0.6	118.2	105.4	10.8	112.1	9.6					
1991 8	86.9	85.4	1.2	101.8	1.6	105.1	94.9	-10.6	110.7	13.7					
1991 9	113.7	111.7	10.3	101.8	2.3	127.8	111.9	9.1	114.2	17.7					
1991 10	129.1	126.9	3.3	101.7	2.3	141.4	125.8	4.3	112.4	14.6					
1991 11	117.4	116.1	-3.9	101.1	3.4	130.7	118.5	-0.1	110.3	14.4					
1991 12	103.2	102.7	5.3	100.5	2.1	96.8	86.8	-0.8	111.5	14.5					
1992 1	99.5	95.1	-2.3	104.6	2.2	107.6	97.4	0.7	110.5	8.5					
1992 2	105.9	101.7	7.4	104.1	0.8	110.2	97.3	12.0	113.3	12.6					
1992 3	123.5	117.5	14.2	105.1	2.0	115.9	101.7	9.8	114.0	10.7					
1992 4	111.1	107.0	5.6	103.8	0.0	115.6	102.1	2.3	113.2	5.9					
1992 5	104.6	101.0	-2.0	103.6	1.6	117.7	105.6	1.9	111.5	2.4					
1992 6	110.9	109.7	5.9	101.1	0.1	122.4	112.3	14.6	109.0	-0.6					
1992 7	113.2	111.6	1.2	101.4	-1.1	118.4	108.4	2.8	109.2	-2.6					
1992 8	88.1	87.9	2.9	100.2	-1.6	105.2	99.2	4.5	106.0	-4.2					
1992 9	117.9	117.7	5.4	100.2	-1.6	135.0	127.7	14.1	105.7	-7.4					
1992 10	129.6	127.8	0.7	101.4	-0.3	139.7	128.6	2.2	108.6	-3.4					
1992 11	123.2	122.5	5.5	100.6	-0.5	131.9	118.7	0.2	111.1	0.7					
1992 12	116.9	114.4	11.4	102.2	1.7	122.6	107.6	24.0	113.9	2.2					
1993 1	75.3	70.8	-25.6	106.3	1.6	103.8	86.0	-11.7	120.7	9.2					
1993 2	86.2	81.5	-19.9	105.8	1.6	114.3	95.6	-1.7	119.6	5.6					
1993 3	101.6	97.0	-17.4	104.7	-0.4	119.4	98.3	-3.3	121.5	6.6					
1993 4	90.9	84.7	-20.8	107.3	3.4	116.7	95.7	-6.3	121.9	7.7					
1993 5	87.5	82.2	-18.6	106.5	2.8	122.2	102.1	-3.3	119.7	7.4					
1993 6	94.6	89.5	-18.4	105.7	4.5	126.9	107.2	-4.5	118.4	8.6					
1993 7	92.6	86.1	-22.8	107.6	6.1	118.0	95.6	-11.8	123.4	13.0					
1993 8	77.4	73.6	-16.3	105.1	4.9	123.3	100.0	0.8	123.3	16.3					
1993 9	100.3	95.2	-19.1	105.4	5.2	140.4	114.3	-10.5	122.8	16.2					
1993 10	106.9	100.6	-21.3	106.3	4.8	146.9	120.2	-6.5	122.2	12.5					
1993 11	106.8	101.0	-17.6	105.7	5.1	148.8	123.6	4.1	120.4	8.4					
1993 12	108.5	101.8	-11.0	106.6	4.3	134.8	110.0	2.2	122.5	7.6					

EU Ausfuhr
SITC 89: VERSCHIEDENE
BEARBEITETE WAREN,
A.N.G.

EU Exports
SITC 89:
MISCELLANEOUS
MANUFACTURED
ARTICLES, N.E.S.

Exportations UE
CTCI 89: ARTICLES
MANUFACTURES DIVERS,
N.D.A.

	Intra-EU Intra-EU Intra-UE					Extra-EU Extra-EU Extra-UE									
	VAL	VOL	VOL Δ%	UV	UV Δ%	VAL	VOL	VOL Δ%	UV	UV Δ%					
	Monatliche Indizes					Monthly Indices					Indices mensuels				
1990 1	87.7	87.1	16.9	100.7	0.6	90.4	90.9	12.1	99.5	-0.3					
1990 2	89.2	88.2	9.2	101.1	0.3	91.2	91.8	18.6	99.4	-1.6					
1990 3	112.0	109.9	19.8	101.9	1.1	101.6	102.2	9.4	99.4	0.4					
1990 4	92.7	92.1	11.9	100.6	0.0	91.1	91.6	-2.2	99.5	0.4					
1990 5	104.2	104.1	18.8	100.1	0.8	108.8	109.8	19.6	99.1	-0.7					
1990 6	101.6	102.6	5.6	99.0	-1.1	112.6	112.9	7.1	99.7	-0.8					
1990 7	99.3	98.7	15.8	100.6	-0.3	104.9	104.4	1.1	100.5	-0.2					
1990 8	81.1	80.9	14.1	100.3	0.8	93.9	95.0	2.0	98.8	-0.1					
1990 9	101.8	101.4	6.5	100.4	1.4	99.7	98.7	-2.0	101.0	2.0					
1990 10	124.8	126.3	17.3	98.8	0.1	115.2	113.4	-3.2	101.6	1.7					
1990 11	113.3	115.7	14.1	97.9	-1.6	101.3	101.2	-7.7	100.1	-0.4					
1990 12	93.8	94.4	8.4	99.4	0.9	89.3	88.3	-13.3	101.1	0.4					
1991 1	101.3	100.7	15.6	100.6	-0.1	79.1	76.1	-16.3	104.0	4.5					
1991 2	96.4	93.6	6.1	103.0	1.9	79.9	76.6	-16.6	104.3	4.9					
1991 3	109.1	106.1	-3.5	102.8	0.9	90.2	86.1	-15.8	104.8	5.4					
1991 4	105.6	102.1	10.9	103.4	2.8	90.6	86.6	-5.5	104.6	5.1					
1991 5	104.9	101.6	-2.4	103.2	3.1	96.9	91.0	-17.1	106.5	7.5					
1991 6	103.6	101.3	-1.3	102.3	3.3	97.3	92.4	-18.2	105.3	5.6					
1991 7	107.1	103.7	5.1	103.3	2.7	102.7	96.1	-8.0	106.9	6.4					
1991 8	82.6	81.3	0.5	101.6	1.3	84.4	81.1	-14.6	104.1	5.4					
1991 9	108.9	109.2	7.7	99.7	-0.7	99.6	95.5	-3.2	104.3	3.3					
1991 10	130.0	130.1	3.0	99.9	1.1	113.7	109.3	-3.6	104.0	2.4					
1991 11	112.6	113.3	-2.1	99.4	1.5	105.4	99.6	-1.6	105.8	5.7					
1991 12	100.3	99.9	5.8	100.4	1.0	99.7	94.0	6.5	106.1	4.9					
1992 1	103.0	101.4	0.7	101.6	1.0	90.5	85.9	12.9	105.3	1.3					
1992 2	106.0	102.6	9.6	103.3	0.3	97.1	90.2	17.8	107.6	3.2					
1992 3	126.9	124.2	17.1	102.2	-0.6	104.6	98.3	14.2	106.4	1.5					
1992 4	109.8	107.5	5.3	102.1	-1.3	103.5	96.5	11.4	107.3	2.6					
1992 5	107.4	106.0	4.3	101.3	-1.8	94.0	87.1	-4.3	107.9	1.3					
1992 6	111.2	110.9	9.5	100.3	-2.0	98.0	92.6	0.2	105.8	0.5					
1992 7	114.3	113.3	9.3	100.9	-2.3	118.1	111.7	16.2	105.7	-1.1					
1992 8	84.8	85.5	5.2	99.2	-2.4	88.5	84.0	3.6	105.3	1.2					
1992 9	122.6	123.5	13.1	99.3	-0.4	107.2	103.9	8.8	103.2	-1.1					
1992 10	130.9	129.9	-0.2	100.8	0.9	119.6	115.0	5.2	104.0	0.0					
1992 11	116.7	119.0	5.0	98.1	-1.3	106.2	101.5	1.9	104.6	-1.1					
1992 12	107.5	109.4	9.5	98.3	-2.1	105.9	101.0	7.4	104.9	-1.1					
1993 1	89.8	88.6	-12.6	101.4	-0.2	81.1	75.1	-12.6	108.0	2.6					
1993 2	95.2	92.0	-10.3	103.5	0.2	93.1	87.2	-3.3	106.8	-0.7					
1993 3	109.1	109.3	-12.0	99.8	-2.3	110.1	104.0	5.8	105.9	-0.5					
1993 4	94.4	88.9	-17.3	106.2	4.0	104.3	97.9	1.5	106.5	-0.7					
1993 5	95.2	93.4	-11.9	101.9	0.6	99.1	92.5	6.2	107.1	-0.7					
1993 6	105.6	102.4	-7.7	103.1	2.8	110.0	103.1	11.3	106.7	0.9					
1993 7	95.6	92.8	-18.1	103.0	2.1	117.8	110.7	-0.9	106.4	0.7					
1993 8	84.7	85.0	-0.6	99.6	0.4	90.6	84.5	0.6	107.2	1.8					
1993 9	119.3	115.4	-6.6	103.4	4.1	111.4	106.1	2.1	105.0	1.7					
1993 10	115.9	112.4	-13.5	103.1	2.3	126.4	119.0	3.5	106.2	2.1					
1993 11	114.8	111.8	-6.1	102.7	4.7	129.9	122.2	20.4	106.3	1.6					
1993 12	116.5	117.3	7.2	99.3	1.0	125.9	117.6	16.4	107.1	2.1					

BEC 1: NAHRUNGSMITTEL
UND GETRAENKEBEC 1: FOOD AND
BEVERAGESGCE 1: PRODUITS
ALIMENTAIRES ET
BOISSONS

	Intra-EU Intra-EU Intra-UE					Extra-EU Extra-EU Extra-UE									
	VAL	VOL	VOL Δ%	UV	UV Δ%	VAL	VOL	VOL Δ%	UV	UV Δ%					
	Jährliche Indizes					Annual Indices					Indices annuels				
1980	43.6	60.5	2.2	72.0	6.2	71.6	76.1	-0.4	94.1	5.1					
1981	50.1	63.4	4.8	79.1	9.9	78.4	75.2	-1.2	104.3	10.8					
1982	57.2	66.7	5.2	85.7	8.3	85.4	77.9	3.6	109.6	5.1					
1983	61.2	69.5	4.2	88.0	2.7	87.0	74.7	-4.1	116.5	6.3					
1984	67.2	71.9	3.5	93.4	6.1	106.7	78.7	5.4	135.6	16.4					
1985	75.9	79.8	11.0	95.1	1.8	110.2	81.9	4.1	134.6	-0.7					
1986	78.2	83.7	4.9	93.4	-1.8	98.1	83.3	1.7	117.8	-12.5					
1987	81.5	88.5	5.7	92.1	-1.4	90.7	88.5	6.2	102.5	-13.0					
1988	87.0	93.0	5.1	93.6	1.6	96.0	89.8	1.5	106.9	4.3					
1989	96.0	96.3	3.5	99.7	6.5	100.0	90.7	1.0	110.2	3.1					
1990	100.0	100.0	3.8	100.0	0.3	100.0	100.0	10.3	100.0	-9.3					
1991	111.3	109.1	9.1	102.0	2.0	107.0	104.5	4.5	102.4	2.4					
1992	115.9	114.0	4.5	101.7	-0.3	105.8	108.0	3.3	98.0	-4.3					
1993	106.9	107.5	-5.7	99.4	-2.3	101.7	101.5	-6.0	100.2	2.2					
	Vierteljährliche Indizes					Quarterly Indices					Indices trimestriels				
1989 1	88.8	90.6	5.3	98.0	5.6	100.7	89.7	6.0	112.3	10.0					
1989 2	99.5	99.5	6.2	100.0	6.5	108.3	94.6	8.1	114.5	8.2					
1989 3	91.9	91.8	4.2	100.1	7.5	98.0	89.6	9.0	109.4	-3.5					
1989 4	104.7	104.1	1.9	100.6	6.6	104.7	99.8	3.7	104.9	-1.7					
1990 1	96.2	95.1	5.0	101.2	3.3	100.0	98.0	9.3	102.0	-9.2					
1990 2	100.7	98.7	-0.8	102.0	2.0	103.9	101.4	7.2	102.5	-10.5					
1990 3	94.3	95.6	4.1	98.6	-1.5	94.9	95.9	7.0	99.0	-9.5					
1990 4	109.3	111.0	6.6	98.5	-2.1	103.7	107.2	7.4	96.7	-7.8					
1991 1	104.8	103.6	8.9	101.2	0.0	98.0	100.6	2.7	97.4	-4.5					
1991 2	111.5	108.9	10.3	102.4	0.4	110.5	105.8	4.3	104.4	1.9					
1991 3	107.6	105.8	10.7	101.7	3.1	102.7	97.4	1.6	105.4	6.5					
1991 4	121.1	117.9	6.2	102.7	4.3	114.5	111.8	4.3	102.4	5.9					
1992 1	113.4	108.5	4.7	104.5	3.3	110.9	110.2	9.5	100.6	3.3					
1992 2	119.3	114.6	5.2	104.1	1.7	114.4	112.3	6.1	101.9	-2.4					
1992 3	110.5	110.9	4.8	99.6	-2.1	99.9	105.5	8.3	94.7	-10.2					
1992 4	122.4	123.5	4.7	99.1	-3.5	110.3	116.5	4.2	94.7	-7.5					
1993 1	95.7	95.3	-12.2	100.4	-3.9	96.6	98.0	-11.1	98.6	-2.0					
1993 2	104.8	104.0	-9.2	100.8	-3.2	99.4	102.2	-9.0	97.3	-4.5					
1993 3	101.9	104.0	-6.2	98.0	-1.6	96.7	95.3	-9.7	101.5	7.2					
1993 4	116.4	118.2	-4.3	98.5	-0.6	114.0	110.1	-5.5	103.5	9.3					
	Monatliche Indizes					Monthly Indices					Indices mensuels				
1989 1	86.6	88.9	15.8	97.4	6.2	102.2	92.2	29.1	110.9	10.3					
1989 2	83.6	85.8	2.6	97.4	5.5	94.8	84.0	-0.7	112.8	11.5					
1989 3	96.1	97.0	-0.7	99.1	5.3	105.0	92.8	-5.0	113.1	8.6					
1989 4	95.8	96.7	10.0	99.1	5.5	106.1	92.9	3.6	114.2	7.7					
1989 5	100.5	100.2	3.0	100.3	6.9	108.8	95.7	9.7	113.7	8.1					
1989 6	102.2	101.7	6.2	100.5	6.9	110.0	95.1	11.1	115.7	9.0					
1989 7	89.0	89.4	9.6	99.6	6.8	96.6	86.5	7.9	111.7	0.5					
1989 8	91.2	91.2	3.2	100.0	8.7	95.7	88.0	10.1	108.7	-6.5					
1989 9	95.4	94.8	0.4	100.6	7.2	101.5	94.2	8.8	107.8	-4.8					
1989 10	107.4	106.8	6.1	100.6	7.6	107.3	100.9	11.0	106.3	-4.0					
1989 11	108.3	107.5	5.0	100.7	6.8	108.2	103.0	6.5	105.0	-0.4					
1989 12	98.7	98.0	-5.2	100.7	5.6	98.7	95.5	-5.5	103.4	-1.1					

	Intra-EU Intra-EU Intra-UE					Extra-EU Extra-EU Extra-UE									
	VAL	VOL	VOL Δ%	UV	UV Δ%	VAL	VOL	VOL Δ%	UV	UV Δ%					
	Jährliche Indizes					Annual Indices					Indices annuels				
1980	44.0	63.7	0.6	69.1	6.8	57.6	81.3	14.2	70.9	14.9					
1981	51.2	67.4	5.8	75.9	9.8	78.8	94.7	16.5	83.2	17.3					
1982	57.8	70.1	4.0	82.4	8.6	75.6	88.0	-7.1	85.9	3.2					
1983	61.9	72.5	3.4	85.4	3.6	77.8	87.9	-0.1	88.5	3.0					
1984	69.7	76.9	6.1	90.7	6.2	93.4	99.1	12.7	94.2	6.4					
1985	75.8	81.9	6.5	92.5	2.0	97.9	102.3	3.2	95.7	1.6					
1986	78.5	86.6	5.7	90.7	-1.9	81.1	93.1	-9.0	87.1	-9.0					
1987	81.8	90.9	5.0	90.0	-0.8	76.9	95.6	2.7	80.4	-7.7					
1988	86.9	92.6	1.9	93.8	4.2	84.5	95.7	0.1	88.3	9.8					
1989	97.2	97.0	4.8	100.2	6.8	102.2	101.3	5.9	100.9	14.3					
1990	100.0	100.0	3.1	100.0	-0.2	100.0	100.0	-1.3	100.0	-0.9					
1991	110.2	108.1	8.1	101.9	1.9	100.7	102.1	2.1	98.6	-1.4					
1992	114.4	112.4	4.0	101.8	-0.1	108.1	107.8	5.6	100.3	1.7					
1993	113.5	113.3	0.8	100.2	-1.6	117.1	113.6	5.4	103.1	2.8					
	Vierteljährliche Indizes					Quarterly Indices					Indices trimestriels				
1989 1	90.2	91.6	7.5	98.5	6.0	100.1	101.7	19.8	98.4	19.0					
1989 2	98.3	97.8	6.8	100.5	6.7	106.1	103.9	17.1	102.1	17.4					
1989 3	94.2	93.7	3.7	100.5	8.1	99.7	98.5	11.2	101.2	13.3					
1989 4	106.7	105.5	4.0	101.1	6.5	116.9	114.7	10.0	101.9	9.6					
1990 1	97.5	96.2	5.0	101.4	2.9	105.8	102.9	1.2	102.8	4.5					
1990 2	100.0	98.0	0.2	102.0	1.5	100.9	99.3	-4.4	101.6	-0.5					
1990 3	94.1	95.3	1.7	98.7	-1.8	93.4	93.6	-5.0	99.8	-1.4					
1990 4	108.5	110.6	4.8	98.1	-3.0	102.8	107.2	-6.5	95.9	-5.9					
1991 1	105.0	103.7	7.8	101.3	-0.1	94.8	99.4	-3.4	95.4	-7.2					
1991 2	108.5	105.9	8.1	102.5	0.5	96.2	98.3	-1.0	97.9	-3.6					
1991 3	106.7	105.5	10.7	101.1	2.4	97.5	96.9	3.5	100.6	0.8					
1991 4	120.5	117.3	6.1	102.7	4.7	111.3	110.9	3.5	100.4	4.7					
1992 1	113.3	108.1	4.2	104.8	3.5	111.7	109.4	10.1	102.1	7.0					
1992 2	117.0	112.4	6.1	104.1	1.6	116.3	113.1	15.1	102.8	5.0					
1992 3	109.3	110.0	4.3	99.4	-1.7	108.3	110.5	14.0	98.0	-2.6					
1992 4	121.3	122.5	4.4	99.0	-3.6	123.2	125.1	12.8	98.5	-1.9					
1993 1	105.8	103.8	-4.0	101.9	-2.8	106.5	104.0	-4.9	102.4	0.3					
1993 2	113.2	111.6	-0.7	101.4	-2.6	113.7	109.1	-3.5	104.2	1.4					
1993 3	108.5	110.5	0.5	98.2	-1.2	112.9	109.8	-0.6	102.8	4.9					
1993 4	123.8	124.8	1.9	99.2	0.2	135.5	131.4	5.0	103.1	4.7					
	Monatliche Indizes					Monthly Indices					Indices mensuels				
1989 1	85.8	88.2	14.8	97.3	6.3	94.9	97.9	34.1	96.9	19.9					
1989 2	85.0	86.6	4.1	98.1	5.4	99.4	101.2	19.9	98.2	18.3					
1989 3	99.8	100.0	4.8	99.8	6.4	106.1	106.1	9.2	100.0	19.3					
1989 4	93.3	93.6	8.0	99.7	5.8	108.2	107.3	26.4	100.8	15.7					
1989 5	101.6	100.8	8.2	100.8	7.0	104.6	102.4	17.6	102.1	17.8					
1989 6	99.7	98.9	4.2	100.8	6.9	105.6	101.9	8.5	103.6	18.9					
1989 7	89.9	90.1	4.9	99.8	7.7	93.7	93.3	10.0	100.4	16.9					
1989 8	92.8	92.6	5.2	100.2	9.3	92.8	92.3	9.2	100.5	12.8					
1989 9	99.7	98.5	1.1	101.2	7.1	112.7	110.1	14.1	102.4	10.7					
1989 10	112.2	110.7	9.8	101.4	7.6	123.7	120.7	18.3	102.5	12.5					
1989 11	111.5	110.0	5.7	101.4	6.4	120.6	118.1	10.9	102.1	11.1					
1989 12	96.2	95.7	-3.7	100.5	5.6	106.2	105.3	1.1	100.9	5.1					

BEC 1: NAHRUNGSMITTEL
UND GETRAENKEBEC 1: FOOD AND
BEVERAGESGCE 1: PRODUITS
ALIMENTAIRES ET
BOISSONS

	Intra-EU Intra-EU Intra-UE					Extra-EU Extra-EU Extra-UE					
	VAL	VOL	VOL Δ%	UV	UV Δ%	VAL	VOL	VOL Δ%	UV	UV Δ%	
	Monatliche Indizes			Monthly Indices			Indices mensuels				
1990 1	94.3	93.6	5.3	100.7	3.4	104.6	102.5	11.2	102.0	-8.0	
1990 2	88.6	87.5	2.0	101.2	3.9	91.8	90.3	7.5	101.7	-9.8	
1990 3	105.6	104.0	7.2	101.5	2.4	103.5	101.2	9.1	102.3	-9.5	
1990 4	100.6	98.0	1.3	102.7	3.6	101.8	98.2	5.7	103.7	-9.2	
1990 5	105.2	103.4	3.2	101.7	1.4	104.0	101.1	5.6	102.9	-9.5	
1990 6	96.2	94.7	-6.9	101.6	1.1	105.6	104.7	10.1	100.9	-12.8	
1990 7	93.6	94.1	5.3	99.5	-0.1	98.8	98.9	14.3	99.9	-10.6	
1990 8	92.8	94.9	4.1	97.8	-2.2	99.4	101.0	14.8	98.4	-9.5	
1990 9	96.2	97.8	3.2	98.4	-2.2	86.5	87.7	-6.9	98.6	-8.5	
1990 10	112.2	114.4	7.1	98.1	-2.5	110.2	112.2	11.2	98.2	-7.6	
1990 11	113.5	115.3	7.3	98.4	-2.3	104.1	108.1	5.0	96.3	-8.3	
1990 12	102.3	103.4	5.5	98.9	-1.8	96.7	101.2	6.0	95.6	-7.5	
1991 1	109.1	108.8	16.2	100.3	-0.4	103.0	106.7	4.1	96.5	-5.4	
1991 2	96.8	95.9	9.6	100.9	-0.3	89.1	92.4	2.3	96.4	-5.2	
1991 3	108.5	106.1	2.0	102.3	0.8	101.9	102.6	1.4	99.3	-2.9	
1991 4	112.3	109.7	11.9	102.4	-0.3	113.7	110.1	12.1	103.3	-0.4	
1991 5	114.2	111.4	7.7	102.5	0.8	113.6	108.2	7.0	105.0	2.0	
1991 6	108.1	105.7	11.6	102.3	0.7	103.9	99.0	-5.4	104.9	4.0	
1991 7	109.0	106.3	13.0	102.5	3.0	110.6	103.2	4.3	107.2	7.3	
1991 8	102.0	100.9	6.3	101.1	3.4	94.8	90.5	-10.4	104.8	6.5	
1991 9	111.8	110.3	12.8	101.4	3.0	102.5	98.6	12.4	104.0	5.5	
1991 10	123.5	122.0	6.6	101.2	3.2	120.5	117.3	4.5	102.7	4.6	
1991 11	122.7	118.7	2.9	103.4	5.1	112.8	108.6	0.5	103.9	7.9	
1991 12	117.1	113.1	9.4	103.5	4.7	110.1	109.4	8.1	100.6	5.2	
1992 1	110.3	106.3	-2.3	103.8	3.5	114.0	114.1	6.9	99.9	3.5	
1992 2	109.3	104.6	9.1	104.5	3.6	99.7	99.5	7.7	100.2	3.9	
1992 3	120.4	114.6	8.0	105.1	2.7	118.9	117.0	14.0	101.6	2.3	
1992 4	122.8	117.1	6.7	104.9	2.4	122.4	118.4	7.5	103.4	0.1	
1992 5	117.4	112.2	0.7	104.6	2.0	112.0	109.2	0.9	102.6	-2.3	
1992 6	117.8	114.6	8.4	102.8	0.5	108.9	109.3	10.4	99.6	-5.1	
1992 7	115.8	114.8	8.0	100.9	-1.6	111.9	115.6	12.0	96.8	-9.7	
1992 8	101.6	102.4	1.5	99.2	-1.9	90.2	95.5	5.5	94.5	-9.8	
1992 9	113.9	115.6	4.8	98.5	-2.9	97.4	105.3	6.8	92.5	-11.1	
1992 10	122.4	123.0	0.8	99.5	-1.7	107.9	115.6	-1.4	93.3	-9.2	
1992 11	118.4	119.1	0.3	99.4	-3.9	105.7	111.3	2.5	95.0	-8.6	
1992 12	126.5	128.3	13.4	98.6	-4.7	117.6	122.6	12.1	95.9	-4.7	
1993 1	84.8	85.1	-19.9	99.6	-4.0	87.1	89.0	-22.0	97.9	-2.0	
1993 2	93.4	93.0	-11.1	100.4	-3.9	95.3	97.2	-2.3	98.0	-2.2	
1993 3	108.9	107.7	-6.0	101.1	-3.8	107.3	107.7	-7.9	99.6	-2.0	
1993 4	104.1	102.2	-12.7	101.9	-2.9	101.4	102.7	-13.3	98.7	-4.5	
1993 5	104.2	103.2	-8.0	101.0	-3.4	93.9	97.3	-10.9	96.5	-5.9	
1993 6	106.1	106.5	-7.1	99.6	-3.1	103.2	106.7	-2.4	96.7	-2.9	
1993 7	100.7	102.0	-11.1	98.7	-2.2	97.8	98.5	-14.8	99.3	2.6	
1993 8	99.9	102.1	-0.3	97.8	-1.4	90.4	88.8	-7.0	101.8	7.7	
1993 9	105.3	108.0	-6.6	97.5	-1.0	101.8	98.5	-6.5	103.3	11.7	
1993 10	107.7	109.9	-10.7	98.0	-1.5	102.5	99.9	-13.6	102.6	10.0	
1993 11	114.9	116.9	-1.8	98.3	-1.1	116.2	112.2	0.8	103.6	9.1	
1993 12	126.4	127.7	-0.5	99.0	0.4	122.9	118.2	-3.6	104.0	8.4	

EU Ausfuhr
**BEC 1: NAHRUNGSMITTEL
 UND GETRAENKE**

EU Exports
**BEC 1: FOOD AND
 BEVERAGES**

Exportations UE
**GCE 1: PRODUITS
 ALIMENTAIRES ET
 BOISSONS**

	Intra-EU Intra-EU Intra-UE					Extra-EU Extra-EU Extra-UE									
	VAL	VOL	VOL Δ%	UV	UV Δ%	VAL	VOL	VOL Δ%	UV	UV Δ%					
	Monatliche Indizes					Monthly Indices					Indices mensuels				
1990 1	97.1	96.2	9.1	100.9	3.7	101.6	98.8	0.9	102.8	6.1					
1990 2	90.9	89.7	3.6	101.3	3.3	104.9	102.5	1.3	102.3	4.2					
1990 3	104.5	102.7	2.7	101.8	2.0	111.2	107.5	1.3	103.4	3.4					
1990 4	98.0	95.3	1.8	102.8	3.1	99.3	97.9	-8.8	101.4	0.6					
1990 5	104.8	102.7	1.9	102.0	1.2	101.5	100.2	-2.1	101.3	-0.8					
1990 6	97.1	95.9	-3.0	101.3	0.5	102.1	99.9	-2.0	102.2	-1.4					
1990 7	93.9	93.9	4.2	100.0	0.2	95.6	93.8	0.5	101.9	1.5					
1990 8	91.2	92.8	0.2	98.3	-1.9	91.8	92.4	0.1	99.4	-1.1					
1990 9	97.0	99.2	0.7	97.8	-3.4	92.8	94.6	-14.1	98.1	-4.2					
1990 10	114.6	117.3	6.0	97.7	-3.6	114.0	117.5	-2.7	97.0	-5.4					
1990 11	112.0	114.1	3.7	98.2	-3.2	100.6	104.7	-11.3	96.1	-5.9					
1990 12	98.9	100.4	4.9	98.5	-2.0	93.9	99.5	-5.5	94.4	-6.4					
1991 1	107.0	106.6	10.8	100.4	-0.5	93.2	98.0	-0.8	95.1	-7.5					
1991 2	98.7	97.2	8.4	101.5	0.2	95.7	100.9	-1.6	94.8	-7.3					
1991 3	109.5	107.5	4.7	101.9	0.1	95.6	99.5	-7.4	96.1	-7.1					
1991 4	108.0	105.3	10.5	102.6	-0.2	96.6	99.3	1.4	97.3	-4.0					
1991 5	111.6	108.7	5.8	102.7	0.7	101.0	103.4	3.2	97.7	-3.6					
1991 6	105.8	103.5	7.9	102.2	0.9	91.0	92.1	-7.8	98.8	-3.3					
1991 7	107.0	104.8	11.6	102.1	2.1	98.5	98.1	4.6	100.4	-1.5					
1991 8	100.5	99.9	7.7	100.6	2.3	88.7	88.6	-4.1	100.1	0.7					
1991 9	112.4	111.8	12.7	100.5	2.8	105.1	104.0	9.9	101.1	3.1					
1991 10	125.4	123.7	5.5	101.4	3.8	116.7	116.8	-0.6	99.9	3.0					
1991 11	122.1	118.0	3.4	103.5	5.4	110.5	109.8	4.9	100.6	4.7					
1991 12	113.7	110.1	9.7	103.3	4.9	106.6	106.0	6.5	100.6	6.6					
1992 1	112.7	108.4	1.7	104.0	3.6	108.1	107.6	9.8	100.5	5.7					
1992 2	107.4	102.1	5.0	105.2	3.6	109.2	106.6	5.6	102.4	8.0					
1992 3	120.1	113.9	6.0	105.4	3.4	117.7	113.8	14.4	103.4	7.6					
1992 4	119.2	113.5	7.8	105.0	2.3	116.3	111.8	12.6	104.0	6.9					
1992 5	113.5	108.6	-0.1	104.5	1.8	108.6	106.4	2.9	102.1	4.5					
1992 6	118.4	115.1	11.2	102.9	0.7	123.9	121.0	31.4	102.4	3.6					
1992 7	113.4	112.7	7.5	100.6	-1.5	118.4	119.2	21.5	99.3	-1.1					
1992 8	98.4	100.0	0.1	98.4	-2.2	96.0	98.3	10.9	97.7	-2.4					
1992 9	116.4	117.5	5.1	99.1	-1.4	110.8	114.2	9.8	97.0	-4.1					
1992 10	126.3	126.4	2.2	99.9	-1.5	129.4	131.1	12.2	98.7	-1.2					
1992 11	118.5	119.9	1.6	98.8	-4.5	122.2	123.8	12.8	98.7	-1.9					
1992 12	119.1	121.3	10.2	98.2	-4.9	118.2	120.4	13.6	98.2	-2.4					
1993 1	98.1	97.1	-10.4	101.0	-2.9	94.1	92.4	-14.1	101.8	1.3					
1993 2	100.4	98.8	-3.2	101.6	-3.4	105.9	104.1	-2.3	101.7	-0.7					
1993 3	119.1	115.6	1.5	103.0	-2.3	119.5	115.6	1.6	103.4	0.0					
1993 4	112.2	109.6	-3.4	102.4	-2.5	114.9	110.2	-1.4	104.3	0.3					
1993 5	110.1	108.4	-0.2	101.6	-2.8	108.2	104.6	-1.7	103.4	1.3					
1993 6	117.3	116.9	1.6	100.3	-2.5	118.0	112.5	-7.0	104.9	2.4					
1993 7	105.6	106.5	-5.5	99.2	-1.4	104.4	101.6	-14.8	102.8	3.5					
1993 8	102.1	104.4	4.4	97.8	-0.6	106.2	102.9	4.7	103.2	5.6					
1993 9	118.0	120.7	2.7	97.8	-1.3	128.4	125.1	9.5	102.6	5.8					
1993 10	119.9	121.8	-3.6	98.4	-1.5	131.2	129.6	-1.1	101.2	2.5					
1993 11	125.8	126.1	5.2	99.8	1.0	134.1	129.3	4.4	103.7	5.1					
1993 12	126.0	126.6	4.4	99.5	1.3	141.4	135.3	12.4	104.5	6.4					

**BEC 11: NAHRUNGSMITTEL
UND GETRAENKE /
UNBEARBEITET**

**BEC 11: FOOD AND
BEVERAGES / PRIMARY**

**GCE 11: PRODUITS
ALIMENTAIRES ET
BOISSONS /PRODUITS DE
BASE**

	Intra-EU Intra-EU Intra-UE					Extra-EU Extra-EU Extra-UE									
	VAL	VOL	VOL Δ%	UV	UV Δ%	VAL	VOL	VOL Δ%	UV	UV Δ%					
	Jährliche Indizes					Annual Indices					Indices annuels				
1980	43.5	57.9	2.3	75.1	7.1	78.7	79.1	-0.8	99.5	5.0					
1981	50.3	60.4	4.3	83.2	10.8	85.0	78.4	-0.9	108.4	8.9					
1982	57.6	64.5	6.8	89.3	7.3	93.0	81.9	4.5	113.5	4.7					
1983	61.5	65.9	2.2	93.3	4.5	93.1	75.9	-7.3	122.7	8.1					
1984	67.3	67.5	2.4	99.7	6.9	118.1	81.1	6.9	145.6	18.7					
1985	79.3	80.3	19.0	98.7	-1.0	121.9	84.4	4.1	144.4	-0.8					
1986	82.5	84.1	4.7	98.1	-0.6	109.6	85.0	0.7	128.9	-10.7					
1987	86.6	88.7	5.5	97.6	-0.5	96.6	91.1	7.2	106.0	-17.8					
1988	90.8	96.0	8.2	94.6	-3.1	102.3	91.0	-0.1	112.4	6.0					
1989	96.8	97.7	1.8	99.1	4.8	103.0	89.6	-1.5	114.9	2.2					
1990	100.0	100.0	2.4	100.0	0.9	100.0	100.0	11.6	100.0	-13.0					
1991	112.1	107.8	7.8	104.0	4.0	105.8	103.5	3.5	102.2	2.2					
1992	110.5	110.2	2.2	100.3	-3.6	102.2	106.5	2.9	96.0	-6.1					
1993	101.1	103.5	-6.1	97.7	-2.6	98.2	99.3	-6.8	98.9	3.0					
	Vierteljährliche Indizes					Quarterly Indices					Indices trimestriels				
1989 1	94.5	96.4	5.1	98.0	2.2	110.9	93.5	4.8	118.6	11.8					
1989 2	104.0	102.7	1.0	101.3	5.4	117.3	96.4	7.7	121.7	8.8					
1989 3	86.1	88.6	4.0	97.2	4.1	96.5	85.7	7.3	112.6	-6.9					
1989 4	101.7	102.0	-2.9	99.7	7.1	103.4	97.0	2.5	106.6	-4.6					
1990 1	101.3	97.1	0.7	104.3	6.4	104.2	101.0	8.0	103.2	-13.0					
1990 2	101.0	96.8	-5.7	104.3	3.0	108.9	105.1	9.0	103.6	-14.9					
1990 3	89.8	93.9	6.0	95.6	-1.6	91.1	93.2	8.8	97.7	-13.2					
1990 4	109.6	113.8	11.6	96.3	-3.4	99.8	104.6	7.8	95.4	-10.5					
1991 1	110.5	105.7	8.9	104.5	0.2	97.7	101.0	0.0	96.7	-6.3					
1991 2	114.3	108.1	11.7	105.7	1.3	113.0	107.5	2.3	105.1	1.4					
1991 3	103.7	100.7	7.2	103.0	7.7	98.8	93.6	0.4	105.6	8.1					
1991 4	119.3	116.2	2.1	102.7	6.6	109.5	107.8	3.1	101.6	6.5					
1992 1	118.9	110.9	4.9	107.2	2.6	114.1	115.1	14.0	99.1	2.5					
1992 2	119.2	112.2	3.8	106.2	0.5	113.2	111.7	3.9	101.3	-3.6					
1992 3	96.2	102.1	1.4	94.2	-8.5	92.1	100.0	6.8	92.1	-12.8					
1992 4	109.4	116.9	0.6	93.6	-8.9	105.8	115.8	7.4	91.4	-10.0					
1993 1	92.4	90.7	-18.2	101.9	-4.9	97.9	101.6	-11.7	96.4	-2.7					
1993 2	98.3	96.8	-13.7	101.5	-4.4	95.7	101.0	-9.6	94.8	-6.4					
1993 3	92.7	99.6	-2.4	93.1	-1.2	87.6	87.3	-12.7	100.4	9.0					
1993 4	108.5	114.0	-2.5	95.2	1.7	111.2	107.1	-7.5	103.8	13.6					
	Monatliche Indizes					Monthly Indices					Indices mensuels				
1989 1	93.8	96.6	15.3	97.1	2.6	112.4	96.4	29.0	116.6	12.0					
1989 2	89.3	91.8	4.2	97.3	0.9	104.4	87.4	-4.1	119.4	13.7					
1989 3	100.4	100.8	-2.3	99.6	3.1	115.7	96.5	-5.3	119.9	10.5					
1989 4	101.5	101.0	4.2	100.5	4.5	116.1	95.6	2.6	121.4	8.0					
1989 5	110.7	108.5	-1.5	102.0	6.4	119.2	98.6	10.2	120.9	9.0					
1989 6	99.8	98.5	0.4	101.3	5.2	116.4	94.9	10.5	122.7	9.1					
1989 7	78.7	80.9	8.2	97.3	3.1	98.1	84.3	5.2	116.4	-0.9					
1989 8	89.2	92.1	6.7	96.9	4.4	92.7	83.0	9.6	111.7	-10.6					
1989 9	90.5	92.8	-1.7	97.5	4.6	98.5	89.6	6.8	109.9	-8.7					
1989 10	98.4	100.2	-2.0	98.2	5.8	100.4	93.0	5.3	108.0	-7.2					
1989 11	104.2	104.9	1.7	99.3	7.1	110.7	103.4	9.5	107.1	-3.1					
1989 12	102.7	101.1	-8.0	101.6	8.3	98.8	94.5	-6.6	104.6	-3.9					

**BEC 11: NAHRUNGSMITTEL
UND GETRAENKE /
UNBEARBEITET**

**BEC 11: FOOD AND
BEVERAGES / PRIMARY**

**GCE 11: PRODUITS
ALIMENTAIRES ET
BOISSONS /PRODUITS DE
BASE**

	Intra-EU Intra-EU Intra-UE					Extra-EU Extra-EU Extra-UE									
	VAL	VOL	VOL Δ%	UV	UV Δ%	VAL	VOL	VOL Δ%	UV	UV Δ%					
	Jährliche Indizes					Annual Indices					Indices annuels				
1980	43.3	62.1	0.0	69.8	7.9	57.5	67.9	29.1	84.7	13.7					
1981	51.8	67.5	8.7	76.7	9.9	84.3	88.5	30.3	95.2	12.4					
1982	58.5	70.5	4.4	83.0	8.2	73.7	76.4	-13.7	96.5	1.4					
1983	62.9	70.7	0.3	88.9	7.1	89.2	87.4	14.4	102.1	5.8					
1984	70.8	74.5	5.4	95.0	6.9	104.6	93.5	7.0	111.9	9.6					
1985	78.3	82.9	11.3	94.5	-0.5	108.3	98.8	5.7	109.6	-2.1					
1986	83.8	89.1	7.5	94.1	-0.4	83.6	87.1	-11.8	96.0	-12.4					
1987	85.8	90.7	1.8	94.6	0.5	71.0	85.4	-2.0	83.1	-13.4					
1988	87.6	93.4	3.0	93.8	-0.8	82.3	89.7	5.0	91.7	10.3					
1989	96.8	98.0	4.9	98.8	5.3	108.7	104.8	16.8	103.7	13.1					
1990	100.0	100.0	2.0	100.0	1.2	100.0	100.0	-4.6	100.0	-3.6					
1991	109.7	105.3	5.3	104.2	4.2	89.4	93.8	-6.2	95.3	-4.7					
1992	107.7	107.5	2.1	100.2	-3.8	102.0	107.3	14.4	95.1	-0.2					
1993	105.2	107.5	0.0	97.9	-2.3	108.7	111.3	3.7	97.7	2.7					
	Vierteljährliche Indizes					Quarterly Indices					Indices trimestriels				
1989 1	94.3	96.3	9.9	97.9	2.1	127.8	123.8	39.6	103.2	24.3					
1989 2	98.4	97.9	3.3	100.5	5.0	118.0	108.4	29.8	108.9	22.4					
1989 3	88.3	91.3	7.2	96.7	5.6	76.9	76.6	14.8	100.4	12.1					
1989 4	106.4	106.6	3.2	99.8	8.4	114.9	113.2	9.8	101.5	-1.5					
1990 1	102.3	98.6	2.4	103.8	6.0	145.5	136.0	9.9	107.0	3.7					
1990 2	97.8	93.8	-4.2	104.3	3.8	103.2	100.7	-7.1	102.5	-5.9					
1990 3	92.4	95.9	5.0	96.3	-0.4	77.2	80.8	5.5	95.5	-4.9					
1990 4	108.2	112.4	5.4	96.3	-3.5	90.4	98.8	-12.7	91.5	-9.9					
1991 1	110.1	104.9	6.4	105.0	1.2	98.0	108.1	-20.5	90.7	-15.2					
1991 2	108.0	101.4	8.1	106.5	2.1	94.6	99.6	-1.1	95.0	-7.3					
1991 3	102.2	100.3	4.6	101.9	5.8	69.5	70.0	-13.4	99.3	4.0					
1991 4	118.1	114.2	1.6	103.4	7.4	94.9	97.0	-1.8	97.8	6.9					
1992 1	118.9	109.9	4.8	108.2	3.0	118.3	116.9	8.1	101.2	11.6					
1992 2	113.5	107.4	5.9	105.7	-0.8	110.8	111.4	11.8	99.5	4.7					
1992 3	92.5	99.6	-0.7	92.9	-8.8	84.3	95.2	36.0	88.5	-10.9					
1992 4	107.6	114.8	0.5	93.7	-9.4	115.5	127.2	31.1	90.8	-7.2					
1993 1	102.1	99.3	-9.6	102.8	-5.0	117.1	119.4	2.1	98.1	-3.1					
1993 2	105.3	104.3	-2.9	101.0	-4.4	121.3	119.0	6.8	101.9	2.4					
1993 3	95.4	103.0	3.4	92.6	-0.3	82.9	87.4	-8.2	94.8	7.1					
1993 4	114.7	120.0	4.5	95.6	2.0	114.0	119.6	-6.0	95.3	5.0					
	Monatliche Indizes					Monthly Indices					Indices mensuels				
1989 1	94.1	97.8	16.0	96.2	2.2	123.9	121.1	46.6	102.3	26.5					
1989 2	86.6	89.2	4.7	97.1	0.9	138.3	133.4	57.9	103.7	24.3					
1989 3	102.2	101.9	9.2	100.3	3.2	121.2	117.0	18.2	103.6	22.9					
1989 4	94.0	93.4	1.0	100.6	5.9	144.5	132.9	64.1	108.7	22.3					
1989 5	106.6	104.9	2.9	101.6	4.9	112.0	101.0	8.4	110.9	25.0					
1989 6	94.6	95.3	5.9	99.3	4.4	97.8	91.4	19.8	107.0	19.6					
1989 7	80.0	83.1	9.3	96.3	5.0	72.8	71.5	19.2	101.8	11.4					
1989 8	91.6	95.0	10.1	96.4	5.4	73.4	74.0	7.7	99.2	7.6					
1989 9	93.4	95.9	2.8	97.4	6.1	84.6	84.3	18.1	100.4	17.2					
1989 10	109.7	110.5	8.0	99.3	10.0	112.7	111.6	30.7	101.0	2.7					
1989 11	108.7	108.4	3.8	100.3	8.8	121.5	119.8	14.9	101.4	-0.4					
1989 12	100.8	100.8	-2.4	100.0	6.6	110.4	108.2	-9.5	102.0	-4.9					

**BEC 11: NAHRUNGSMITTEL
UND GETRAENKE /
UNBEARBEITET**
**BEC 11: FOOD AND
BEVERAGES / PRIMARY**
**GCE 11: PRODUITS
ALIMENTAIRES ET
BOISSONS /PRODUITS DE
BASE**

	Intra-EU Intra-EU Intra-UE					Extra-EU Extra-EU Extra-UE									
	VAL	VOL	VOL Δ%	UV	UV Δ%	VAL	VOL	VOL Δ%	UV	UV Δ%					
	Monatliche Indizes					Monthly Indices					Indices mensuels				
1990 1	99.3	96.4	-0.2	103.0	6.1	108.8	105.2	9.1	103.4	-11.3					
1990 2	93.4	89.5	-2.5	104.4	7.3	97.7	95.1	8.8	102.7	-14.0					
1990 3	111.1	105.4	4.6	105.4	5.8	106.4	102.8	6.5	103.5	-13.7					
1990 4	106.3	98.8	-2.2	107.6	7.1	103.3	98.2	2.7	105.2	-13.3					
1990 5	107.5	103.5	-4.6	103.9	1.9	109.0	104.3	5.8	104.5	-13.6					
1990 6	89.0	88.1	-10.6	101.0	-0.3	114.4	112.8	18.9	101.4	-17.4					
1990 7	83.2	86.2	6.6	96.5	-0.8	96.2	97.5	15.7	98.7	-15.2					
1990 8	95.0	100.2	8.8	94.8	-2.2	96.5	99.6	20.0	96.9	-13.2					
1990 9	91.0	95.3	2.7	95.5	-2.1	80.4	82.5	-7.9	97.4	-11.4					
1990 10	112.0	116.9	16.7	95.8	-2.4	104.5	107.7	15.8	97.0	-10.2					
1990 11	111.2	116.1	10.7	95.8	-3.5	98.9	103.7	0.3	95.4	-10.9					
1990 12	105.9	108.6	7.4	97.5	-4.0	95.7	102.2	8.1	93.6	-10.5					
1991 1	115.1	111.7	15.9	103.0	0.0	101.5	106.5	1.2	95.3	-7.8					
1991 2	101.1	97.5	8.9	103.7	-0.7	88.4	92.7	-2.5	95.4	-7.1					
1991 3	115.3	108.0	2.5	106.8	1.3	103.2	103.8	1.0	99.4	-4.0					
1991 4	118.7	110.8	12.1	107.1	-0.5	116.9	112.4	14.5	104.0	-1.1					
1991 5	119.2	113.5	9.7	105.0	1.1	117.0	110.6	6.0	105.8	1.2					
1991 6	105.0	99.9	13.4	105.1	4.1	105.0	99.4	-11.9	105.6	4.1					
1991 7	99.7	94.2	9.3	105.8	9.6	108.8	100.5	3.1	108.3	9.7					
1991 8	103.2	100.2	0.0	103.0	8.6	89.6	85.6	-14.1	104.7	8.0					
1991 9	108.1	107.6	12.9	100.5	5.2	98.1	94.8	14.9	103.5	6.3					
1991 10	118.2	118.7	1.5	99.6	4.0	115.6	113.0	4.9	102.3	5.5					
1991 11	120.3	115.2	-0.8	104.4	9.0	106.7	103.1	-0.6	103.5	8.5					
1991 12	119.6	114.7	5.6	104.3	7.0	106.4	107.4	5.1	99.1	5.9					
1992 1	118.3	112.0	0.3	105.6	2.5	113.9	116.1	9.0	98.1	2.9					
1992 2	113.0	105.4	8.1	107.2	3.4	103.8	105.2	13.5	98.7	3.5					
1992 3	125.4	115.3	6.8	108.8	1.9	124.5	124.1	19.6	100.3	0.9					
1992 4	124.4	115.3	4.1	107.9	0.7	121.8	118.4	5.3	102.9	-1.1					
1992 5	122.3	114.2	0.6	107.1	2.0	112.7	110.3	-0.3	102.2	-3.4					
1992 6	110.9	107.3	7.4	103.4	-1.6	104.9	106.5	7.1	98.5	-6.7					
1992 7	98.4	100.8	7.0	97.6	-7.8	108.0	113.7	13.1	95.0	-12.3					
1992 8	91.1	97.8	-2.4	93.1	-9.6	81.2	88.5	3.4	91.7	-12.4					
1992 9	99.2	107.8	0.2	92.0	-8.5	87.1	97.7	3.1	89.1	-13.9					
1992 10	106.9	113.7	-4.2	94.0	-5.6	100.0	110.6	-2.1	90.4	-11.6					
1992 11	105.4	111.9	-2.9	94.2	-9.8	102.2	111.4	8.1	91.7	-11.4					
1992 12	115.7	124.9	8.9	92.6	-11.2	115.5	125.4	16.8	92.1	-7.1					
1993 1	80.4	80.4	-28.2	100.0	-5.3	86.9	91.4	-21.3	95.1	-3.1					
1993 2	91.0	89.7	-14.9	101.5	-5.3	99.8	104.2	-1.0	95.8	-2.9					
1993 3	105.9	102.1	-11.4	103.7	-4.7	107.1	109.3	-11.9	98.0	-2.3					
1993 4	104.7	100.7	-12.7	104.0	-3.6	100.2	103.7	-12.4	96.6	-6.1					
1993 5	96.5	94.9	-16.9	101.7	-5.0	88.3	94.1	-14.7	93.8	-8.2					
1993 6	93.5	94.7	-11.7	98.7	-4.5	98.8	105.2	-1.2	93.9	-4.7					
1993 7	91.2	96.2	-4.6	94.8	-2.9	85.7	88.4	-22.3	96.9	2.0					
1993 8	90.7	98.1	0.3	92.5	-0.6	82.0	81.8	-7.6	100.3	9.4					
1993 9	96.4	104.6	-3.0	92.2	0.2	95.3	91.7	-6.1	103.9	16.6					
1993 10	98.5	105.1	-7.6	93.7	-0.3	95.4	92.5	-16.4	103.1	14.0					
1993 11	103.6	109.3	-2.3	94.8	0.6	111.8	107.5	-3.5	104.0	13.4					
1993 12	123.6	127.7	2.2	96.8	4.5	126.2	121.2	-3.3	104.1	13.0					

EU Ausfuhr
BEC 11: NAHRUNGSMITTEL
UND GETRAENKE /
UNBEARBEITET

EU Exports
BEC 11: FOOD AND
BEVERAGES / PRIMARY

Exportations UE
GCE 11: PRODUITS
ALIMENTAIRES ET
BOISSONS /PRODUITS DE
BASE

	Intra-EU Intra-EU Intra-UE					Extra-EU Extra-EU Extra-UE									
	VAL	VOL	VOL Δ%	UV	UV Δ%	VAL	VOL	VOL Δ%	UV	UV Δ%					
	Monatliche Indizes					Monthly Indices					Indices mensuels				
1990 1	105.8	103.0	5.3	102.7	6.8	141.5	130.8	8.0	108.2	5.8					
1990 2	95.9	92.7	3.9	103.5	6.6	154.5	146.9	10.1	105.2	1.4					
1990 3	105.2	100.0	-1.9	105.2	4.9	140.3	130.3	11.4	107.7	4.0					
1990 4	101.1	94.5	1.2	107.0	6.4	124.0	120.9	-9.0	102.6	-5.6					
1990 5	105.1	100.6	-4.1	104.5	2.9	95.5	94.8	-6.1	100.7	-9.2					
1990 6	87.2	86.3	-9.4	101.0	1.7	90.2	86.4	-5.5	104.4	-2.4					
1990 7	87.7	89.4	7.6	98.1	1.9	73.8	73.9	3.4	99.9	-1.9					
1990 8	94.9	98.1	3.3	96.7	0.3	80.1	84.1	13.6	95.2	-4.0					
1990 9	94.6	100.1	4.4	94.5	-3.0	77.7	84.5	0.2	91.9	-8.5					
1990 10	110.9	116.6	5.5	95.1	-4.2	94.6	105.3	-5.6	89.8	-11.1					
1990 11	108.9	113.3	4.5	96.1	-4.2	87.8	91.5	-23.6	96.0	-5.3					
1990 12	104.7	107.2	6.3	97.7	-2.3	88.9	99.6	-7.9	89.3	-12.5					
1991 1	115.1	111.4	8.2	103.3	0.6	96.5	106.5	-18.6	90.6	-16.3					
1991 2	103.8	98.5	6.3	105.4	1.8	96.0	108.5	-26.1	88.5	-15.9					
1991 3	111.4	104.7	4.7	106.4	1.1	101.4	109.3	-16.1	92.8	-13.8					
1991 4	114.3	106.7	12.9	107.1	0.1	100.5	109.6	-9.3	91.7	-10.6					
1991 5	110.7	103.9	3.3	106.5	1.9	104.6	109.8	15.8	95.3	-5.4					
1991 6	99.3	93.7	8.6	106.0	5.0	78.7	79.3	-8.2	99.3	-4.9					
1991 7	96.5	91.5	2.3	105.5	7.5	73.1	70.5	-4.6	103.7	3.8					
1991 8	102.3	100.5	2.4	101.8	5.3	67.7	67.8	-19.4	99.9	4.9					
1991 9	107.8	108.9	8.8	99.0	4.8	67.7	71.6	-15.3	94.5	2.8					
1991 10	116.8	116.8	0.2	100.0	5.2	92.2	96.6	-8.3	95.4	6.2					
1991 11	120.1	113.4	0.1	105.9	10.2	97.8	99.0	8.2	98.8	2.9					
1991 12	117.5	112.4	4.9	104.5	7.0	94.8	95.5	-4.1	99.3	11.2					
1992 1	117.9	110.9	-0.4	106.3	2.9	110.5	113.5	6.6	97.4	7.5					
1992 2	113.2	104.1	5.7	108.7	3.1	117.3	116.6	7.5	100.6	13.7					
1992 3	125.7	114.7	9.6	109.6	3.0	126.9	120.5	10.2	105.3	13.5					
1992 4	120.7	111.9	4.9	107.9	0.7	114.6	112.6	2.7	101.8	11.0					
1992 5	114.4	107.3	3.3	106.6	0.1	93.9	96.5	-12.1	97.3	2.1					
1992 6	105.5	103.0	9.9	102.4	-3.4	123.7	124.9	57.5	99.0	-0.3					
1992 7	94.4	98.9	8.1	95.5	-9.5	93.1	100.3	42.3	92.8	-10.5					
1992 8	87.3	95.8	-4.7	91.1	-10.5	81.7	94.6	39.5	86.4	-13.5					
1992 9	95.9	104.0	-4.5	92.2	-6.9	77.9	90.8	26.8	85.8	-9.2					
1992 10	109.0	115.2	-1.4	94.6	-5.4	120.3	132.9	37.6	90.5	-5.1					
1992 11	100.4	107.5	-5.2	93.4	-11.8	111.4	122.7	23.9	90.8	-8.1					
1992 12	113.2	121.6	8.2	93.1	-10.9	114.7	125.9	31.8	91.1	-8.3					
1993 1	96.4	95.5	-13.9	100.9	-5.1	106.1	108.7	-4.2	97.6	0.2					
1993 2	97.1	95.6	-8.2	101.6	-6.5	107.4	111.9	-4.0	96.0	-4.6					
1993 3	113.1	107.0	-6.7	105.7	-3.6	137.8	137.5	14.1	100.2	-4.8					
1993 4	107.2	103.5	-7.5	103.6	-4.0	144.2	141.8	25.9	101.7	-0.1					
1993 5	108.7	106.0	-1.2	102.5	-3.8	116.1	115.8	20.0	100.3	3.1					
1993 6	100.3	103.4	0.4	97.0	-5.3	103.4	99.5	-20.3	103.9	4.9					
1993 7	90.3	96.0	-2.9	94.1	-1.5	78.7	81.1	-19.1	97.1	4.6					
1993 8	91.9	100.1	4.5	91.8	0.8	79.9	83.9	-11.3	95.2	10.2					
1993 9	104.1	113.0	8.7	92.1	-0.1	89.8	97.1	6.9	92.5	7.8					
1993 10	107.3	114.5	-0.6	93.7	-1.0	105.3	115.0	-13.5	91.6	1.2					
1993 11	117.1	121.5	13.0	96.4	3.2	117.3	120.3	-2.0	97.5	7.4					
1993 12	119.7	124.0	2.0	96.5	3.7	119.3	123.5	-1.9	96.6	6.0					

**BEC 111: NAHRUNGSMITTEL
UND GETRAENKE /
UNBEARBEITET /
HAUPTSAECHLICH FUER DIE
INDUSTRIE**

**BEC 111: FOOD AND
BEVERAGES / PRIMARY /
MAINLY FOR INDUSTRY**

**GCE 111: PRODUITS
ALIMENT. ET BOISSONS / DE
BASE / PRINCIP. DESTINES A
L'INDUSTRIE**

	Intra-EU Intra-EU Intra-UE					Extra-EU Extra-EU Extra-UE					
	VAL	VOL	VOL Δ%	UV	UV Δ%	VAL	VOL	VOL Δ%	UV	UV Δ%	
	Jährliche Indizes			Annual Indices			Indices annuels				
1980	51.2	60.5	4.0	84.7	4.4	118.3	100.8	-2.0	117.4	1.3	
1981	59.3	63.6	5.1	93.2	10.0	127.8	101.2	0.4	126.3	7.6	
1982	71.1	69.4	9.1	102.4	9.9	140.5	105.7	4.4	132.9	5.2	
1983	74.5	69.4	0.0	107.4	4.9	135.7	93.6	-11.4	145.0	9.1	
1984	78.9	71.3	2.7	110.7	3.1	176.7	98.5	5.2	179.4	23.7	
1985	99.9	92.0	29.0	108.6	-1.9	177.1	102.6	4.2	172.6	-3.8	
1986	103.8	97.3	5.8	106.7	-1.7	153.9	100.5	-2.0	153.1	-11.3	
1987	101.3	99.9	2.7	101.4	-5.0	119.5	106.9	6.4	111.8	-27.0	
1988	104.3	103.0	3.1	101.3	-0.1	120.5	94.5	-11.6	127.5	14.0	
1989	105.9	99.9	-3.0	106.0	4.6	117.7	90.1	-4.7	130.6	2.4	
1990	100.0	100.0	0.1	100.0	-5.7	100.0	100.0	11.0	100.0	-23.4	
1991	109.5	110.8	10.8	98.8	-1.2	99.0	97.7	-2.3	101.3	1.3	
1992	109.1	114.5	3.3	95.3	-3.5	93.1	100.4	2.8	92.7	-8.5	
1993	92.9	100.9	-11.9	92.1	-3.4	94.2	95.1	-5.3	99.1	6.9	
	Vierteljährliche Indizes			Quarterly Indices			Indices trimestriels				
1989 1	105.8	101.6	-0.1	104.1	2.5	130.8	93.0	-7.0	140.6	22.2	
1989 2	102.3	95.6	-8.2	107.0	4.3	126.7	89.6	-2.0	141.4	15.7	
1989 3	98.3	92.1	2.2	106.7	5.2	111.1	86.3	-0.2	128.7	-10.1	
1989 4	112.4	105.7	-9.9	106.3	6.7	107.5	95.7	-3.0	112.3	-14.5	
1990 1	109.8	105.4	3.7	104.2	0.1	112.5	108.3	16.5	103.9	-26.1	
1990 2	90.4	85.8	-10.3	105.4	-1.5	106.8	105.2	17.4	101.5	-28.2	
1990 3	89.0	90.8	-1.4	98.0	-8.2	94.1	95.1	10.2	98.9	-23.2	
1990 4	114.9	122.2	15.6	94.0	-11.6	95.7	100.3	4.8	95.4	-15.0	
1991 1	115.4	115.6	9.7	99.8	-4.2	94.4	98.9	-8.7	95.5	-8.1	
1991 2	103.2	101.0	17.7	102.2	-3.0	99.5	95.8	-8.9	103.9	2.4	
1991 3	99.1	101.3	11.6	97.8	-0.2	92.6	87.5	-8.0	105.8	7.0	
1991 4	119.1	124.1	1.6	96.0	2.1	97.1	96.7	-3.6	100.4	5.2	
1992 1	123.3	124.5	7.7	99.0	-0.8	103.5	105.7	6.9	97.9	2.5	
1992 2	109.7	109.8	8.7	99.9	-2.3	92.7	96.1	0.3	96.5	-7.1	
1992 3	95.6	103.5	2.2	92.4	-5.5	86.3	97.3	11.2	88.7	-16.2	
1992 4	110.4	122.7	-1.1	90.0	-6.3	94.8	108.0	11.7	87.8	-12.5	
1993 1	87.5	92.0	-26.1	95.1	-3.9	99.3	106.1	0.4	93.6	-4.4	
1993 2	84.5	85.1	-22.5	99.3	-0.6	83.5	87.9	-8.5	95.0	-1.6	
1993 3	90.8	103.6	0.1	87.6	-5.2	88.0	85.5	-12.1	102.9	16.0	
1993 4	101.0	114.5	-6.7	88.2	-2.0	106.1	100.9	-6.6	105.2	19.8	
	Monatliche Indizes			Monthly Indices			Indices mensuels				
1989 1	108.3	103.7	15.9	104.4	3.3	129.7	94.5	12.9	137.2	18.0	
1989 2	102.9	100.0	1.7	102.9	0.3	126.1	88.6	-14.1	142.3	25.3	
1989 3	106.0	101.1	-13.9	104.8	3.7	136.7	95.9	-15.2	142.5	23.3	
1989 4	107.8	103.1	4.0	104.6	1.9	125.4	88.0	-7.9	142.5	15.5	
1989 5	102.4	94.8	-15.3	108.0	6.0	124.2	89.9	1.2	138.2	15.3	
1989 6	96.5	88.9	-12.2	108.6	5.3	130.3	90.8	1.0	143.5	16.3	
1989 7	76.0	71.3	1.3	106.6	4.4	109.5	80.8	-5.9	135.5	-1.0	
1989 8	108.1	100.5	9.1	107.6	5.5	107.0	83.2	4.7	128.6	-14.7	
1989 9	110.7	104.5	-3.2	105.9	5.4	116.9	95.0	1.0	123.1	-13.5	
1989 10	115.1	108.0	-12.7	106.6	6.8	104.9	90.1	0.9	116.4	-16.0	
1989 11	116.7	109.8	-2.3	106.3	7.7	118.5	105.3	5.9	112.5	-11.9	
1989 12	105.5	99.5	-14.2	106.0	5.6	99.0	91.6	-14.6	108.1	-16.2	

**BEC 111: NAHRUNGSMITTEL
UND GETRAENKE /
UNBEARBEITET /
HAUPTSAECHLICH FUER DIE
INDUSTRIE**

**BEC 111: FOOD AND
BEVERAGES / PRIMARY /
MAINLY FOR INDUSTRY**

**GCE 111: PRODUITS
ALIMENT. ET BOISSONS / DE
BASE / PRINCIP. DESTINES A
L'INDUSTRIE**

	Intra-EU Intra-EU Intra-UE					Extra-EU Extra-EU Extra-UE									
	VAL	VOL	VOL Δ%	UV	UV Δ%	VAL	VOL	VOL Δ%	UV	UV Δ%					
	Jährliche Indizes					Annual Indices					Indices annuels				
1980	51.2	63.8	2.6	80.2	4.6	66.7	66.0	56.0	101.0	15.7					
1981	60.7	69.4	8.8	87.5	9.1	103.4	91.9	39.2	112.5	11.4					
1982	70.1	73.3	5.6	95.7	9.4	80.2	71.8	-21.9	111.7	-0.7					
1983	74.8	71.2	-2.9	105.0	9.7	103.2	88.0	22.6	117.3	5.0					
1984	83.1	77.7	9.1	107.0	1.9	124.3	98.3	11.7	126.4	7.8					
1985	94.8	89.1	14.7	106.4	-0.6	123.8	103.2	5.0	120.0	-5.1					
1986	103.2	98.4	10.4	104.9	-1.4	85.2	86.0	-16.7	99.1	-17.4					
1987	98.2	98.7	0.3	99.5	-5.1	63.1	86.4	0.5	73.0	-26.3					
1988	96.1	95.6	-3.1	100.5	1.0	78.3	87.2	0.9	89.8	23.0					
1989	103.3	97.5	2.0	105.9	5.4	119.7	110.0	26.1	108.8	21.2					
1990	100.0	100.0	2.6	100.0	-5.6	100.0	100.0	-9.1	100.0	-8.1					
1991	104.9	107.5	7.5	97.6	-2.4	69.1	81.4 *	-18.6	84.9 *	-15.1					
1992	105.7	111.8	4.0	94.5	-3.2	98.3	107.7	32.3	91.3	7.5					
1993	91.7	100.0	-10.6	91.7	-3.0	98.3	102.1	-5.2	96.3	5.5					
	Vierteljährliche Indizes					Quarterly Indices					Indices trimestriels				
1989 1	104.1	99.8	4.9	104.3	1.6	149.8	140.7	38.8	106.5	47.3					
1989 2	93.3	87.9	-1.7	106.2	4.7	131.0	114.6	38.9	114.3	36.4					
1989 3	99.6	93.9	8.6	106.1	5.8	71.6	66.2 *	5.6	108.1 *	24.8					
1989 4	114.1	106.7	-3.8	106.9	8.9	104.9	98.8	-0.1	106.2	-7.7					
1990 1	113.0	107.2	7.4	105.4	1.1	183.6	167.4	19.0	109.7	3.0					
1990 2	88.0	83.7	-4.8	105.1	-1.0	105.8	103.7	-9.5	102.0	-10.8					
1990 3	93.5	96.7	3.0	96.7	-8.9	73.1	78.1	18.0	93.6	-13.4					
1990 4	108.6	115.4	8.2	94.1	-12.0	69.0	82.3 *	-16.7	83.9 *	-21.0					
1991 1	115.7	117.2	9.3	98.7	-6.4	83.4	106.6 *	-36.3	78.2 *	-28.7					
1991 2	92.4	90.9	8.6	101.6	-3.3	70.5	85.2	-17.8	82.7	-18.9					
1991 3	96.7	101.6	5.1	95.2	-1.6	52.6	55.7 *	-28.7	94.5 *	1.0					
1991 4	114.4	119.9	3.9	95.4	1.4	70.5	78.9 *	-4.1	89.4 *	6.6					
1992 1	123.8	125.7	7.3	98.5	-0.2	111.6	119.1	11.7	93.7	19.8					
1992 2	103.3	103.7	14.1	99.6	-2.0	104.2	109.7	28.8	95.0	14.9					
1992 3	92.7	102.2	0.6	90.7	-4.7	78.6	90.7 *	62.8	86.7 *	-8.3					
1992 4	103.3	116.1	-3.2	89.0	-6.7	101.2	114.1	44.6	88.7	-0.8					
1993 1	93.5	96.7	-23.1	96.7	-1.8	113.9	118.0	-0.9	96.5	3.0					
1993 2	83.8	85.4	-17.6	98.1	-1.5	116.7	115.7	5.5	100.9	6.2					
1993 3	90.5	105.7	3.4	85.6	-5.6	72.5	77.9 *	-14.1	93.1 *	7.4					
1993 4	95.9	108.6	-6.5	88.3	-0.8	90.2	96.9 *	-15.1	93.1 *	5.0					
	Monatliche Indizes					Monthly Indices					Indices mensuels				
1989 1	107.3	104.4	11.7	102.8	2.6	136.8	129.2	35.1	105.9	52.2					
1989 2	96.6	92.4	2.3	104.5	-0.4	174.7	163.7	75.5	106.7	45.6					
1989 3	108.5	102.7	1.1	105.6	2.5	137.7	129.1	12.1	106.7	44.8					
1989 4	96.7	91.9	-1.8	105.2	4.0	179.8	159.5	101.9	112.7	34.2					
1989 5	96.4	90.6	-8.1	106.4	4.6	114.7	98.9	-1.0	116.0	37.8					
1989 6	87.0	81.2	6.8	107.2	5.7	98.8	85.5	25.0	115.6	38.9					
1989 7	80.0	76.0	11.9	105.2	4.3	69.1	62.9	14.4	109.8	21.5					
1989 8	110.9	103.8	19.2	106.8	5.1	68.5	64.1 *	-0.9	106.8 *	16.1					
1989 9	107.9	101.8	-2.6	106.0	7.3	77.3	71.6 *	4.8	107.9 *	37.5					
1989 10	128.1	119.4	-0.8	107.3	11.4	105.4	98.6 *	32.5	106.9 *	-4.1					
1989 11	113.6	105.9	-2.8	107.3	8.8	117.2	111.4	9.8	105.2	-6.4					
1989 12	100.2	94.7	-8.5	105.8	5.9	92.0	86.3	-28.5	106.6	-10.7					

**BEC 111: NAHRUNGSMITTEL
UND GETRAENKE /
UNBEARBEITET /
HAUPTSAECHLICH FUER DIE
INDUSTRIE**

**BEC 111: FOOD AND
BEVERAGES / PRIMARY /
MAINLY FOR INDUSTRY**

**GCE 111: PRODUITS
ALIMENT. ET BOISSONS / DE
BASE / PRINCIP. DESTINES A
L'INDUSTRIE**

	Intra-EU Intra-EU Intra-UE					Extra-EU Extra-EU Extra-UE									
	VAL	VOL	VOL Δ%	UV	UV Δ%	VAL	VOL	VOL Δ%	UV	UV Δ%					
	Monatliche Indizes					Monthly Indices					Indices mensuels				
1990 1	103.2	98.7	-4.8	104.6	0.2	122.7	114.9	21.6	106.8	-22.2					
1990 2	104.3	99.7	-0.3	104.6	1.7	105.1	101.8	14.9	103.2	-27.5					
1990 3	122.0	117.9	16.6	103.5	-1.2	109.5	108.1	12.7	101.3	-28.9					
1990 4	102.3	98.1	-4.8	104.3	-0.3	94.1	92.9	5.6	101.3	-28.9					
1990 5	91.0	85.2	-10.1	106.8	-1.1	98.2	97.1	8.0	101.1	-26.8					
1990 6	78.0	74.1	-16.6	105.2	-3.1	127.9	125.5	38.2	101.9	-29.0					
1990 7	73.6	71.5	0.3	103.0	-3.4	92.2	92.9	15.0	99.3	-26.7					
1990 8	100.2	103.8	3.3	96.5	-10.3	107.3	108.7	30.6	98.7	-23.3					
1990 9	93.2	97.1	-7.1	96.0	-9.3	82.5	83.6	-12.0	98.7	-19.8					
1990 10	125.7	134.0	24.1	93.8	-12.0	104.2	106.9	18.6	97.5	-16.2					
1990 11	112.7	120.3	9.6	93.7	-11.9	89.3	93.9	-10.8	95.1	-15.5					
1990 12	106.4	112.2	12.8	94.8	-10.6	93.7	100.2	9.4	93.5	-13.5					
1991 1	117.0	118.1	19.7	99.1	-5.3	97.8	102.5	-10.8	95.4	-10.7					
1991 2	112.3	112.0	12.3	100.3	-4.1	85.0	90.4	-11.2	94.0	-8.9					
1991 3	116.8	116.7	-1.0	100.1	-3.3	100.8	103.9	-3.9	97.0	-4.2					
1991 4	113.0	111.7	13.9	101.2	-3.0	100.5	98.7	6.2	101.8	0.5					
1991 5	107.7	104.2	22.3	103.4	-3.2	99.9	95.2	-2.0	104.9	3.8					
1991 6	89.0	87.1	17.5	102.2	-2.9	98.5	93.5	-25.5	105.3	3.3					
1991 7	82.9	82.2	15.0	100.8	-2.1	98.2	90.8	-2.3	108.1	8.9					
1991 8	100.4	103.4	-0.4	97.1	0.6	85.8	81.8	-24.7	104.9	6.3					
1991 9	113.9	118.4	21.9	96.2	0.2	93.9	90.1	7.8	104.2	5.6					
1991 10	127.8	134.2	0.1	95.2	1.5	105.2	103.1	-3.6	102.0	4.6					
1991 11	116.9	121.5	1.0	96.2	2.7	87.8	86.8	-7.6	101.1	6.3					
1991 12	112.8	116.5	3.8	96.8	2.1	98.1	100.1	-0.1	98.0	4.8					
1992 1	122.3	124.4	5.3	98.3	-0.8	100.6	103.4	0.9	97.3	2.0					
1992 2	119.8	121.3	8.3	98.8	-1.5	93.4	96.1	6.3	97.2	3.4					
1992 3	127.6	127.7	9.4	99.9	-0.2	116.3	117.6	13.2	98.9	2.0					
1992 4	122.1	122.5	9.7	99.7	-1.5	93.6	95.7	-3.0	97.8	-3.9					
1992 5	110.9	110.5	6.0	100.4	-2.9	95.0	98.4	3.4	96.5	-8.0					
1992 6	96.3	96.6	10.9	99.7	-2.4	89.6	94.1	0.6	95.2	-9.6					
1992 7	86.9	89.9	9.4	96.7	-4.1	103.8	112.2	23.6	92.5	-14.4					
1992 8	92.6	99.8	-3.5	92.8	-4.4	74.9	84.8	3.7	88.3	-15.8					
1992 9	107.4	120.9	2.1	88.8	-7.7	80.3	94.8	5.2	84.7	-18.7					
1992 10	112.2	125.2	-6.7	89.6	-5.9	89.9	105.0	1.8	85.6	-16.1					
1992 11	103.2	113.9	-6.3	90.6	-5.8	90.4	103.6	19.4	87.3	-13.6					
1992 12	116.0	128.9	10.6	90.0	-7.0	104.3	115.5	15.4	90.3	-7.9					
1993 1	80.7	87.1	-30.0	92.7	-5.7	83.7	91.2	-11.8	91.8	-5.7					
1993 2	86.3	89.7	-26.1	96.2	-2.6	105.1	112.7	17.3	93.3	-4.0					
1993 3	95.4	99.1	-22.4	96.3	-3.6	109.2	114.5	-2.6	95.4	-3.5					
1993 4	88.5	89.5	-26.9	98.9	-0.8	86.0	91.0	-4.9	94.5	-3.4					
1993 5	93.4	94.2	-14.8	99.2	-1.2	75.1	79.2	-19.5	94.8	-1.8					
1993 6	71.6	71.5	-26.0	100.1	0.4	89.6	93.7	-0.4	95.6	0.4					
1993 7	85.9	94.7	5.3	90.7	-6.2	83.6	84.0	-25.1	99.5	7.6					
1993 8	88.9	103.3	3.5	86.1	-7.2	77.7	75.6	-10.8	102.8	16.4					
1993 9	97.5	112.8	-6.7	86.4	-2.7	102.7	96.9	2.2	106.0	25.1					
1993 10	93.1	107.0	-14.5	87.0	-2.9	83.3	80.4	-23.4	103.6	21.0					
1993 11	92.0	105.3	-7.6	87.4	-3.5	101.5	96.7	-6.7	105.0	20.3					
1993 12	117.9	131.1	1.7	89.9	-0.1	133.5	125.5	8.7	106.4	17.8					

EU Ausfuhr
**BEC 111: NAHRUNGSMITTEL
 UND GETRAENKE /
 UNBEARBEITET /
 HAUPTSAECHLICH FUER DIE
 INDUSTRIE**

EU Exports
**BEC 111: FOOD AND
 BEVERAGES / PRIMARY /
 MAINLY FOR INDUSTRY**

Exportations UE
**GCE 111: PRODUITS
 ALIMENT. ET BOISSONS / DE
 BASE / PRINCIP. DESTINES A
 L'INDUSTRIE**

1990=100

	Intra-EU Intra-EU Intra-UE					Extra-EU Extra-EU Extra-UE					
	VAL	VOL	VOL Δ%	UV	UV Δ%	VAL	VOL	VOL Δ%	UV	UV Δ%	
	Monatliche Indizes			Monthly Indices			Indices mensuels				
1990 1	117.8	111.6	6.9	105.6	2.7	172.0	153.4	18.7	112.1	5.9	
1990 2	104.0	98.4	6.5	105.7	1.1	207.9	191.3	16.9	108.7	1.9	
1990 3	117.2	111.7	8.8	104.9	-0.7	171.4	157.7	22.2	108.7	1.9	
1990 4	100.8	95.9	4.4	105.1	-0.1	145.3	144.7	-9.3	100.4	-10.9	
1990 5	93.3	88.5	-2.3	105.4	-0.9	91.3	91.2	-7.8	100.1	-13.7	
1990 6	69.6	66.5	-18.1	104.6	-2.4	80.8	75.2	-12.0	107.5	-7.0	
1990 7	79.8	79.6	4.7	100.2	-4.8	66.5	65.9	4.8	100.9	-8.1	
1990 8	100.7	104.1	0.3	96.7	-9.5	78.2	84.1	31.2	93.0	-12.9	
1990 9	100.0	106.4	4.5	94.0	-11.3	74.4	84.1	17.5	88.5	-18.0	
1990 10	116.7	124.8	4.5	93.5	-12.9	80.1	98.0 *	-0.6	81.7 *	-23.6	
1990 11	107.0	113.1	6.8	94.6	-11.8	62.4	67.2 *	-39.7	92.9 *	-11.7	
1990 12	102.3	108.4	14.5	94.4	-10.8	64.8	81.5 *	-5.6	79.5 *	-25.4	
1991 1	122.1	124.2	11.3	98.3	-6.9	80.6	100.3	-34.6	80.4	-28.3	
1991 2	114.4	115.2	17.1	99.3	-6.1	86.8	113.9	-40.5	76.2	-29.9	
1991 3	110.3	112.1	0.4	98.4	-6.2	82.9	105.7 *	-33.0	78.4 *	-27.9	
1991 4	111.1	109.9	14.6	101.1	-3.8	75.8	98.5	-31.9	77.0	-23.3	
1991 5	89.5	88.4	-0.1	101.3	-3.9	79.9	95.2	4.4	83.9	-16.2	
1991 6	76.5	74.3	11.7	102.9	-1.6	55.7	61.9 *	-17.7	90.0 *	-16.3	
1991 7	82.0	82.9	4.1	98.9	-1.3	52.3	52.9 *	-19.7	98.9 *	-2.0	
1991 8	95.8	101.8	-2.2	94.1	-2.7	50.1	52.6 *	-37.5	95.2 *	2.4	
1991 9	112.4	120.1	12.9	93.6	-0.4	55.5	61.6 *	-26.8	90.1 *	1.8	
1991 10	122.9	130.5	4.6	94.2	0.7	73.7	82.8 *	-15.5	89.0 *	8.9	
1991 11	111.7	117.0	3.4	95.5	1.0	71.6	81.3 *	21.0	88.1 *	-5.2	
1991 12	108.3	112.0	3.3	96.7	2.4	66.4	72.6	-10.9	91.4	15.0	
1992 1	120.2	123.4	-0.6	97.4	-0.9	91.5	103.0	2.7	88.8	10.4	
1992 2	116.0	117.6	2.1	98.6	-0.7	113.0	123.0	8.0	91.9	20.6	
1992 3	135.2	136.0	21.3	99.4	1.0	130.3	131.4	24.3	99.2	26.5	
1992 4	119.9	121.5	10.6	98.7	-2.4	101.5	105.1	6.7	96.6	25.5	
1992 5	102.6	102.8	16.3	99.8	-1.5	72.9	80.1	-15.9	91.0	8.5	
1992 6	87.1	86.6	16.6	100.6	-2.2	138.4	143.9	132.5	96.2	6.9	
1992 7	88.5	93.8	13.1	94.4	-4.6	89.9	96.4 *	82.2	93.3 *	-5.7	
1992 8	89.1	99.9	-1.9	89.2	-5.2	80.2	96.2 *	82.9	83.4 *	-12.4	
1992 9	100.6	113.0	-5.9	89.0	-4.9	65.9	79.6 *	29.2	82.8 *	-8.1	
1992 10	112.4	126.4	-3.1	88.9	-5.6	113.1	130.1 *	57.1	86.9 *	-2.4	
1992 11	95.7	108.7	-7.1	88.0	-7.9	96.2	108.5	33.5	88.7	0.7	
1992 12	102.1	113.4	1.3	90.0	-6.9	94.5	103.7	42.8	91.1	-0.3	
1993 1	86.9	90.8	-26.4	95.7	-1.7	98.1	101.8	-1.2	96.4	8.6	
1993 2	93.1	96.1	-18.3	96.9	-1.7	100.7	106.7	-13.3	94.4	2.7	
1993 3	100.4	103.1	-24.2	97.4	-2.0	142.5	145.4	10.7	98.0	-1.2	
1993 4	90.7	93.3	-23.2	97.2	-1.5	154.1	153.9	46.4	100.1	3.6	
1993 5	84.9	85.2	-17.1	99.6	-0.2	107.8	110.2	37.6	97.8	7.5	
1993 6	75.7	77.7	-10.3	97.4	-3.2	88.6	83.0 *	-42.3	106.7 *	10.9	
1993 7	79.7	90.6	-3.4	88.0	-6.8	66.7	70.6	-26.8	94.5	1.3	
1993 8	88.0	104.3	4.4	84.4	-5.4	72.7	76.8 *	-20.2	94.6 *	13.4	
1993 9	103.6	122.0	8.0	84.9	-4.6	78.3	86.4 *	8.5	90.6 *	9.4	
1993 10	94.3	109.3	-13.5	86.3	-2.9	90.8	104.3	-19.8	87.1	0.2	
1993 11	99.4	110.7	1.8	89.8	2.0	91.6	96.0 *	-11.5	95.4 *	7.6	
1993 12	94.0	105.8	-6.7	88.8	-1.3	88.1	90.4 *	-12.8	97.5 *	7.0	

BEC 112: NAHRUNGSMITTEL
U. GETRAENKE / UNBEARB. /
HAUPT. F. DEN PRIVATEN
VERBRAUCH

BEC 112: FOOD AND
BEVERAGES / PRIMARY /
MAINLY FOR HOUSEHOLD
CONSUMPTION

GCE 112: PRODUITS
ALIMENT. ET BOISSONS / DE
BASE / PRINCIP.
CONSOMMATION DES
MENAGES

	Intra-EU Intra-EU Intra-UE					Extra-EU Extra-EU Extra-UE					
	VAL	VOL	VOL Δ%	UV	UV Δ%	VAL	VOL	VOL Δ%	UV	UV Δ%	
	Jährliche Indizes			Annual Indices			Indices annuels				
1980	39.6	56.7	0.9	69.8	9.7	45.3	55.3	1.7	82.0	11.6	
1981	45.6	58.8	3.7	77.5	11.0	49.2	53.9	-2.5	91.2	11.2	
1982	50.1	61.4	4.4	81.6	5.3	53.3	56.2	4.3	94.9	4.1	
1983	54.5	64.1	4.4	85.0	4.2	56.9	56.3	0.2	101.0	6.4	
1984	61.4	65.3	1.9	94.1	10.7	69.0	61.4	9.1	112.3	11.2	
1985	67.6	72.0	10.3	93.9	-0.2	74.5	63.7	3.7	117.0	4.2	
1986	70.4	74.9	4.0	94.0	0.1	71.8	67.9	6.6	105.8	-9.6	
1987	78.1	80.7	7.7	96.8	3.0	76.9	73.9	8.8	104.1	-1.6	
1988	83.2	91.5	13.4	90.9	-6.1	86.7	88.2	19.4	98.3	-5.6	
1989	91.7	96.2	5.1	95.3	4.8	90.2	89.7	1.7	100.6	2.3	
1990	100.0	100.0	4.0	100.0	4.9	100.0	100.0	11.5	100.0	-0.6	
1991	113.6	106.3	6.3	106.9	6.9	111.8	108.4	8.4	103.1	3.1	
1992	111.3	108.1	1.7	103.0	-3.6	110.2	111.5	2.9	98.8	-4.2	
1993	105.7	104.9	-3.0	100.8	-2.1	101.5	102.8	-7.8	98.7	-0.1	
	Vierteljährliche Indizes			Quarterly Indices			Indices trimestriels				
1989 1	88.2	93.1	9.8	94.7	1.5	94.0	95.3	23.0	98.6	-0.9	
1989 2	105.1	107.1	6.6	98.1	6.3	110.1	106.0	22.4	103.9	-0.4	
1989 3	79.3	86.4	4.6	91.8	4.2	85.2	86.9	15.6	98.1	0.6	
1989 4	95.6	99.6	2.9	96.0	6.9	102.4	101.3	9.6	101.1	9.7	
1990 1	96.3	92.0	-1.2	104.7	10.6	97.3	94.0	-1.4	103.5	5.0	
1990 2	106.8	103.3	-3.5	103.4	5.4	110.7	105.0	-0.9	105.4	1.4	
1990 3	90.1	95.7	10.8	94.1	2.5	88.4	91.5	5.3	96.6	-1.5	
1990 4	106.7	108.9	9.3	98.0	2.1	103.1	109.0	7.6	94.6	-6.4	
1991 1	107.8	100.5	9.2	107.3	2.5	100.3	102.5	9.0	97.9	-5.4	
1991 2	120.6	112.1	8.5	107.6	4.1	125.3	118.2	12.6	106.0	0.6	
1991 3	106.3	100.4	4.9	105.9	12.5	104.9	99.6	8.9	105.3	9.0	
1991 4	119.6	112.1	2.9	106.7	8.9	121.5	118.4	8.6	102.6	8.5	
1992 1	116.4	104.1	3.6	111.8	4.2	123.8	123.7	20.7	100.1	2.2	
1992 2	124.5	113.6	1.3	109.6	1.9	131.8	125.8	6.4	104.8	-1.1	
1992 3	96.6	101.5	1.1	95.2	-10.1	97.7	102.7	3.1	95.1	-9.7	
1992 4	108.6	113.8	1.5	95.4	-10.6	116.5	123.4	4.2	94.4	-8.0	
1993 1	95.3	90.2	-13.4	105.6	-5.5	96.7	97.7	-21.0	99.0	-1.1	
1993 2	106.2	103.2	-9.2	102.9	-6.1	106.2	112.1	-10.9	94.7	-9.6	
1993 3	94.0	97.6	-3.8	96.3	1.2	87.3	89.0	-13.3	98.1	3.2	
1993 4	112.9	113.8	0.0	99.2	4.0	115.3	112.2	-9.1	102.8	8.9	
	Monatliche Indizes			Monthly Indices			Indices mensuels				
1989 1	85.7	92.1	15.3	93.0	2.1	97.3	99.3	50.9	98.0	5.6	
1989 2	81.6	86.6	6.8	94.2	0.9	85.8	87.2	12.4	98.4	-1.1	
1989 3	97.3	100.6	7.8	96.7	1.6	98.8	99.4	11.4	99.4	-4.9	
1989 4	98.0	99.7	4.4	98.3	6.3	108.7	105.8	17.3	102.7	-0.9	
1989 5	115.4	116.9	6.3	98.7	7.4	116.1	110.7	25.8	104.9	-0.7	
1989 6	101.7	104.6	9.0	97.2	5.0	105.8	101.6	24.7	104.1	0.5	
1989 7	80.3	87.1	12.4	92.2	2.3	90.0	90.4	21.0	99.6	0.4	
1989 8	78.5	86.6	3.1	90.6	5.6	81.9	84.9	13.8	96.5	-1.5	
1989 9	79.1	85.4	-1.0	92.6	4.8	83.6	85.3	11.6	98.0	2.8	
1989 10	88.8	95.2	7.4	93.3	5.4	98.6	98.7	11.5	99.9	4.2	
1989 11	96.9	101.7	5.5	95.3	5.9	106.5	103.9	13.4	102.5	10.6	
1989 12	101.3	102.0	-3.1	99.3	9.6	102.1	101.4	4.2	100.7	13.8	

EU Ausfuhr
BEC 112: NAHRUNGSMITTEL
U. GETRAENKE / UNBEARB. /
HAUPT. F. DEN PRIVATEN
VERBRAUCH

EU Exports
BEC 112: FOOD AND
BEVERAGES / PRIMARY /
MAINLY FOR HOUSEHOLD
CONSUMPTION

Exportations UE
GCE 112: PRODUITS
ALIMENT. ET BOISSONS / DE
BASE / PRINCIP.
CONSOMMATION DES
MENAGES

	Intra-EU Intra-EU Intra-UE					Extra-EU Extra-EU Extra-UE									
	VAL	VOL	VOL Δ%	UV	UV Δ%	VAL	VOL	VOL Δ%	UV	UV Δ%					
	Jährliche Indizes					Annual Indices					Indices annuels				
1980	38.8	62.0	-2.2	62.5	11.2	46.1	71.3	0.0	64.7	9.8					
1981	46.4	67.3	8.5	69.0	10.4	60.8	82.0	15.0	74.1	14.5					
1982	51.4	69.4	3.1	74.1	7.4	65.7	84.6	3.2	77.7	4.9					
1983	55.7	72.0	3.7	77.4	4.5	72.0	87.2	3.1	82.6	6.3					
1984	63.6	73.3	1.8	86.7	12.0	80.7	87.5	0.3	92.2	11.6					
1985	68.3	79.1	7.9	86.3	-0.5	89.2	93.3	6.6	95.6	3.7					
1986	72.0	83.1	5.1	86.6	0.3	81.6	89.2	-4.4	91.5	-4.3					
1987	78.3	85.8	3.2	91.3	5.4	80.7	85.7	-3.9	94.2	3.0					
1988	82.5	92.0	7.2	89.7	-1.8	87.1	94.8	10.6	91.9	-2.4					
1989	92.9	98.2	6.7	94.6	5.5	95.2	99.2	4.6	96.0	4.5					
1990	100.0	100.0	1.8	100.0	5.7	100.0	100.0	0.8	100.0	4.2					
1991	112.6	104.1	4.1	108.2	8.2	114.3	107.3	7.3	106.5	6.5					
1992	108.8	105.1	1.0	103.5	-4.3	106.9	107.4	0.1	99.5	-6.6					
1993	113.5	111.8	6.4	101.5	-1.9	121.5	123.4	14.9	98.5	-1.0					
	Vierteljährliche Indizes					Quarterly Indices					Indices trimestriels				
1989 1	88.3	93.8	14.0	94.1	2.4	100.7	104.9	31.0	96.0	3.8					
1989 2	101.5	104.7	5.8	96.9	5.7	100.5	102.1	19.7	98.4	4.0					
1989 3	81.4	89.4	5.9	91.1	5.6	83.7	90.5	21.5	92.5	3.2					
1989 4	101.7	106.3	8.7	95.7	7.9	127.2	132.0	23.6	96.4	5.9					
1990 1	95.8	93.0	-0.9	103.0	9.5	103.0	100.3	-4.4	102.7	7.0					
1990 2	103.9	100.4	-4.1	103.5	6.8	99.6	97.6	-4.4	102.0	3.7					
1990 3	91.9	95.5	6.8	96.2	5.6	80.7	82.9	-8.4	97.3	5.2					
1990 4	108.2	110.7	4.1	97.7	2.1	115.6	118.1	-10.5	97.9	1.6					
1991 1	106.8	98.0	5.4	109.0	5.8	117.1	109.4	9.1	107.0	4.2					
1991 2	117.6	107.6	7.2	109.3	5.6	126.0	115.2	18.0	109.4	7.3					
1991 3	105.6	99.5	4.2	106.1	10.3	89.8	86.8	4.7	103.5	6.4					
1991 4	120.3	111.0	0.3	108.4	11.0	126.9	120.3	1.9	105.5	7.8					
1992 1	115.9	101.5	3.6	114.2	4.8	126.1	116.0	6.0	108.7	1.6					
1992 2	119.8	109.5	1.8	109.4	0.1	118.7	113.5	-1.5	104.6	-4.4					
1992 3	92.3	98.0	-1.5	94.2	-11.2	90.5	99.4	14.5	91.0	-12.1					
1992 4	110.0	114.0	2.7	96.5	-11.0	133.3	142.1	18.1	93.8	-11.1					
1993 1	107.5	100.9	-0.6	106.5	-6.7	121.2	122.4	5.5	99.0	-8.9					
1993 2	118.7	115.2	5.2	103.0	-5.9	126.8	126.7	11.6	100.1	-4.3					
1993 3	98.4	101.7	3.8	96.8	2.8	95.3	98.8	-0.6	96.5	6.0					
1993 4	126.1	126.4	10.9	99.8	3.4	143.0	146.1	2.8	97.9	4.4					
	Monatliche Indizes					Monthly Indices					Indices mensuels				
1989 1	85.8	93.1	19.7	92.2	1.8	108.9	114.6	56.1	95.0	3.9					
1989 2	80.6	87.0	6.9	92.6	1.6	93.8	98.0	22.0	95.7	4.9					
1989 3	98.4	101.3	15.8	97.1	3.6	99.5	102.1	17.9	97.5	3.1					
1989 4	92.2	94.4	2.2	97.7	7.8	99.0	100.8	20.0	98.2	4.1					
1989 5	112.8	114.4	9.4	98.6	5.6	108.4	106.7	26.7	101.6	5.6					
1989 6	99.5	105.4	5.3	94.4	4.0	94.2	98.9	12.8	95.2	1.8					
1989 7	80.1	88.1	7.7	90.9	5.6	77.6	82.8	21.6	93.7	3.8					
1989 8	79.6	88.4	2.1	90.1	6.6	79.5	87.6	14.5	90.7	1.6					
1989 9	84.5	91.7	8.3	92.2	4.4	94.1	101.1	28.5	93.1	4.4					
1989 10	98.4	104.1	16.4	94.5	8.2	121.6	127.3	33.3	95.5	6.9					
1989 11	105.7	109.9	8.9	96.2	8.7	127.0	131.9	22.4	96.3	7.1					
1989 12	101.2	104.9	1.6	96.5	7.2	133.0	136.7	16.6	97.3	4.1					

BEC 112: NAHRUNGSMITTEL
U. GETRAENKE / UNBEARB. /
HAUPT. F. DEN PRIVATEN
VERBRAUCH

BEC 112: FOOD AND
BEVERAGES / PRIMARY /
MAINLY FOR HOUSEHOLD
CONSUMPTION

GCE 112: PRODUITS
ALIMENT. ET BOISSONS / DE
BASE / PRINCIP.
CONSOMMATION DES
MENAGES

	Intra-EU Intra-EU Intra-UE					Extra-EU Extra-EU Extra-UE									
	VAL	VOL	VOL Δ%	UV	UV Δ%	VAL	VOL	VOL Δ%	UV	UV Δ%					
	Monatliche Indizes					Monthly Indices					Indices mensuels				
1990 1	96.9	94.8	2.9	102.2	9.9	96.8	95.7	-3.6	101.1	3.2					
1990 2	87.3	83.4	-3.7	104.7	11.1	91.3	88.5	1.5	103.2	4.9					
1990 3	104.8	97.9	-2.7	107.0	10.7	103.9	97.7	-1.7	106.3	6.9					
1990 4	108.5	99.0	-0.7	109.6	11.5	111.3	103.3	-2.4	107.7	4.9					
1990 5	116.9	114.5	-2.1	102.1	3.4	118.3	111.1	0.4	106.5	1.5					
1990 6	95.2	96.5	-7.7	98.7	1.5	102.7	100.8	-0.8	101.9	-2.1					
1990 7	88.5	95.1	9.2	93.1	1.0	99.5	102.1	12.9	97.5	-2.1					
1990 8	92.1	98.0	13.2	94.0	3.8	87.3	90.8	6.9	96.1	-0.4					
1990 9	89.6	94.0	10.1	95.3	2.9	78.3	81.5	-4.5	96.1	-1.9					
1990 10	104.1	106.6	12.0	97.7	4.7	104.6	109.1	10.5	95.9	-4.0					
1990 11	110.3	113.6	11.7	97.1	1.9	107.1	113.5	9.2	94.4	-7.9					
1990 12	105.6	106.5	4.4	99.2	-0.1	97.3	104.3	2.9	93.3	-7.3					
1991 1	113.9	108.2	14.1	105.3	3.0	104.2	109.3	14.2	95.3	-5.7					
1991 2	94.7	89.6	7.4	105.7	1.0	92.1	94.9	7.2	97.0	-6.0					
1991 3	114.7	103.6	5.8	110.7	3.5	104.8	103.3	5.7	101.5	-4.5					
1991 4	121.9	110.4	11.5	110.4	0.7	132.3	125.0	21.0	105.8	-1.8					
1991 5	125.7	118.8	3.8	105.8	3.6	132.7	124.6	12.2	106.5	0.0					
1991 6	114.2	107.1	11.0	106.6	8.0	111.4	105.2	4.4	105.9	3.9					
1991 7	109.2	100.8	6.0	108.3	16.3	118.9	109.7	7.4	108.4	11.2					
1991 8	105.0	98.6	0.6	106.5	13.3	94.0	89.9	-1.0	104.6	8.8					
1991 9	104.9	101.8	8.3	103.0	8.1	102.1	99.4	22.0	102.7	6.9					
1991 10	112.7	110.3	3.5	102.2	4.6	125.6	122.5	12.3	102.5	6.9					
1991 11	122.2	111.9	-1.5	109.2	12.5	124.8	118.5	4.4	105.3	11.5					
1991 12	123.6	114.0	7.0	108.4	9.3	114.3	114.3	9.6	100.0	7.2					
1992 1	116.0	105.7	-2.3	109.7	4.2	125.5	127.0	16.2	98.8	3.7					
1992 2	109.0	97.4	8.7	111.9	5.9	113.4	113.5	19.6	99.9	3.0					
1992 3	124.3	109.1	5.3	113.9	2.9	132.5	130.5	26.3	101.5	0.0					
1992 4	125.7	111.7	1.2	112.5	1.9	147.3	138.2	10.6	106.6	0.8					
1992 5	128.7	116.2	-2.2	110.8	4.7	129.4	121.4	-2.6	106.6	0.1					
1992 6	119.3	113.0	5.5	105.6	-0.9	118.7	117.6	11.8	100.9	-4.7					
1992 7	105.0	106.7	5.9	98.4	-9.1	112.7	115.8	5.6	97.3	-10.2					
1992 8	90.3	96.9	-1.7	93.2	-12.5	87.2	92.0	2.3	94.8	-9.4					
1992 9	94.6	101.0	-0.8	93.7	-9.0	93.3	100.4	1.0	92.9	-9.5					
1992 10	103.8	107.8	-2.3	96.3	-5.8	109.6	116.1	-5.2	94.4	-7.9					
1992 11	106.8	111.0	-0.8	96.2	-11.9	112.9	118.6	0.1	95.2	-9.6					
1992 12	115.6	122.8	7.7	94.1	-13.2	126.6	135.3	18.4	93.6	-6.4					
1993 1	80.3	77.1	-27.1	104.1	-5.1	89.6	91.0	-28.3	98.5	-0.3					
1993 2	93.6	89.7	-7.9	104.4	-6.7	95.3	97.1	-14.4	98.1	-1.8					
1993 3	111.8	103.7	-4.9	107.8	-5.4	105.3	105.0	-19.5	100.3	-1.2					
1993 4	114.0	106.6	-4.6	106.9	-5.0	112.3	114.0	-17.5	98.5	-7.6					
1993 5	98.3	95.4	-17.9	103.0	-7.0	99.7	106.9	-11.9	93.3	-12.5					
1993 6	106.1	107.5	-4.9	98.7	-6.5	106.7	115.5	-1.8	92.4	-8.4					
1993 7	94.3	97.1	-9.0	97.1	-1.3	87.5	92.5	-20.1	94.6	-2.8					
1993 8	91.7	95.3	-1.7	96.2	3.2	85.8	87.1	-5.3	98.5	3.9					
1993 9	95.9	100.4	-0.6	95.5	1.9	88.8	87.5	-12.8	101.5	9.3					
1993 10	101.7	104.2	-3.3	97.6	1.3	105.7	102.7	-11.5	102.9	9.0					
1993 11	110.2	111.4	0.4	98.9	2.8	120.7	116.5	-1.8	103.6	8.8					
1993 12	126.9	126.0	2.6	100.7	7.0	120.0	117.6	-13.1	102.0	9.0					

EU Ausfuhr
BEC 112: NAHRUNGSMITTEL
U. GETRAENKE / UNBEARB. /
HAUPT. F. DEN PRIVATEN
VERBRAUCH

EU Exports
BEC 112: FOOD AND
BEVERAGES / PRIMARY /
MAINLY FOR HOUSEHOLD
CONSUMPTION

Exportations UE
GCE 112: PRODUITS
ALIMENT. ET BOISSONS / DE
BASE / PRINCIP.
CONSOMMATION DES
MENAGES

	Intra-EU Intra-EU Intra-UE					Extra-EU Extra-EU Extra-UE					
	VAL	VOL	VOL Δ%	UV	UV Δ%	VAL	VOL	VOL Δ%	UV	UV Δ%	
	Monatliche Indizes			Monthly indices			Indices mensuels				
1990 1	98.5	97.4	4.6	101.1	9.7	111.5	108.7	-5.1	102.6	8.0	
1990 2	91.0	89.0	2.3	102.2	10.4	94.7	94.1	-4.0	100.6	5.1	
1990 3	97.8	92.6	-8.6	105.6	8.8	102.8	98.0	-4.0	104.9	7.6	
1990 4	101.3	93.6	-0.8	108.2	10.7	99.7	94.5	-6.3	105.5	7.4	
1990 5	112.3	108.3	-5.3	103.7	5.2	99.5	98.7	-7.5	100.8	-0.8	
1990 6	97.9	99.2	-5.9	98.7	4.6	99.7	99.8	0.9	99.9	4.9	
1990 7	92.7	95.8	8.7	96.8	6.5	80.6	81.6	-1.4	98.8	5.4	
1990 8	91.5	94.4	6.8	96.9	7.5	80.2	81.9	-6.5	97.9	7.9	
1990 9	91.4	96.2	4.9	95.0	3.0	81.3	85.1	-15.8	95.5	2.6	
1990 10	107.6	111.6	7.2	96.4	2.0	111.4	114.6	-10.0	97.2	1.8	
1990 11	110.2	113.7	3.5	96.9	0.7	118.9	121.6	-7.8	97.8	1.6	
1990 12	106.5	106.8	1.8	99.7	3.3	116.7	118.1	-13.6	98.8	1.5	
1991 1	110.9	104.1	6.9	106.5	5.3	117.2	113.2	4.1	103.5	0.9	
1991 2	97.3	89.1	0.1	109.2	6.8	108.6	102.0	8.4	106.5	5.9	
1991 3	112.1	100.7	8.7	111.3	5.4	125.8	113.1	15.4	111.2	6.0	
1991 4	116.1	104.9	12.1	110.7	2.3	132.4	120.1	27.1	110.2	4.5	
1991 5	123.5	112.9	4.2	109.4	5.5	136.7	124.5	26.1	109.8	8.9	
1991 6	113.3	105.1	5.9	107.8	9.2	109.0	101.1	1.3	107.8	7.9	
1991 7	105.5	96.5	0.7	109.3	12.9	97.3	89.3	9.4	109.0	10.3	
1991 8	106.3	99.7	5.6	106.6	10.0	89.9	87.0	6.2	103.3	5.5	
1991 9	105.1	102.4	6.4	102.6	8.0	82.4	84.2	-1.1	97.9	2.5	
1991 10	112.8	108.8	-2.5	103.7	7.6	116.4	115.1	0.4	101.1	4.0	
1991 11	125.0	111.4	-2.0	112.2	15.8	132.4	121.8	0.2	108.7	11.1	
1991 12	123.0	112.7	5.5	109.1	9.4	131.8	124.0	5.0	106.3	7.6	
1992 1	116.5	104.2	0.1	111.8	5.0	133.6	124.9	10.3	107.0	3.4	
1992 2	111.5	97.0	8.9	114.9	5.2	122.6	112.4	10.2	109.1	2.4	
1992 3	119.8	103.4	2.7	115.9	4.1	122.1	110.8	-2.0	110.2	-0.9	
1992 4	121.1	106.7	1.7	113.5	2.5	131.8	121.7	1.3	108.3	-1.7	
1992 5	121.7	109.7	-2.8	110.9	1.4	119.5	113.8	-8.6	105.0	-4.4	
1992 6	116.7	112.2	6.8	104.0	-3.5	104.9	105.1	4.0	99.8	-7.4	
1992 7	98.0	101.7	5.4	96.4	-11.8	95.9	103.0	15.3	93.1	-14.6	
1992 8	86.2	93.5	-6.2	92.2	-13.5	83.0	92.7	6.6	89.5	-13.4	
1992 9	92.9	98.9	-3.4	93.9	-8.5	92.4	102.6	21.9	90.1	-8.0	
1992 10	106.9	109.1	0.3	98.0	-5.5	129.4	136.2	18.3	95.0	-6.0	
1992 11	103.2	106.8	-4.1	96.6	-13.9	130.2	138.7	13.9	93.9	-13.6	
1992 12	120.0	126.2	12.0	95.1	-12.8	140.3	151.2	21.9	92.8	-12.7	
1993 1	102.1	98.3	-5.7	103.9	-7.1	115.9	117.7	-5.8	98.5	-7.9	
1993 2	99.5	95.4	-1.6	104.3	-9.2	115.7	118.5	5.4	97.6	-10.5	
1993 3	120.9	109.2	5.6	110.7	-4.5	132.1	131.1	18.3	100.8	-8.5	
1993 4	117.4	109.2	2.3	107.5	-5.3	132.3	130.0	6.8	101.8	-6.0	
1993 5	123.2	117.9	7.5	104.5	-5.8	126.5	124.0	9.0	102.0	-2.9	
1993 6	115.3	118.4	5.5	97.4	-6.3	121.4	125.9	19.8	96.4	-3.4	
1993 7	96.8	99.1	-2.6	97.7	1.3	93.6	94.9	-7.9	98.6	5.9	
1993 8	94.1	97.8	4.6	96.2	4.3	88.6	92.6	-0.1	95.7	6.9	
1993 9	104.4	108.2	9.4	96.5	2.8	104.1	109.1	6.3	95.4	5.9	
1993 10	115.3	117.5	7.7	98.1	0.1	123.2	126.6	-7.0	97.3	2.4	
1993 11	127.9	127.5	19.4	100.3	3.8	148.8	149.2	7.6	99.7	6.2	
1993 12	135.3	134.2	6.3	100.8	6.0	157.6	162.6	7.5	96.9	4.4	

EU Einfuhr
BEC 12: NAHRUNGSMITTEL
UND GETRAENKE /
BEARBEITET

EU Imports
BEC 12: FOOD AND
BEVERAGES /
PROCESSED

Importations UE
GCE 12: PRODUITS
ALIMENTAIRES ET
BOISSONS / PRODUITS
AYANT SUBI UNE
TRANSFORMATION

	Intra-EU Intra-EU Intra-UE					Extra-EU Extra-EU Extra-UE									
	VAL	VOL	VOL Δ%	UV	UV Δ%	VAL	VOL	VOL Δ%	UV	UV Δ%					
	Jährliche Indizes					Annual Indices					Indices annuels				
1980	43.6	61.9	2.3	70.4	5.9	61.5	69.7	0.3	88.3	5.4					
1981	50.0	64.9	4.8	77.1	9.5	68.7	68.2	-2.2	100.8	14.2					
1982	56.8	67.8	4.5	83.8	8.7	74.4	69.8	2.3	106.6	5.8					
1983	60.8	71.3	5.2	85.3	1.8	77.9	70.8	1.4	110.0	3.2					
1984	67.0	74.2	4.1	90.3	5.9	90.3	72.8	2.8	124.0	12.7					
1985	74.3	79.7	7.4	93.2	3.2	93.6	76.0	4.4	123.1	-0.7					
1986	76.0	83.6	4.9	90.9	-2.5	81.6	78.8	3.7	103.5	-15.9					
1987	79.1	88.7	6.1	89.2	-1.9	82.5	82.3	4.4	100.2	-3.2					
1988	85.2	91.6	3.3	93.0	4.3	87.1	88.1	7.0	98.9	-1.3					
1989	95.7	95.7	4.5	100.0	7.5	95.6	92.5	5.0	103.4	4.6					
1990	100.0	100.0	4.5	100.0	0.0	100.0	100.0	8.1	100.0	-3.3					
1991	110.9	109.7	9.7	101.1	1.1	108.8	106.0	6.0	102.6	2.6					
1992	118.6	115.8	5.6	102.4	1.3	110.8	109.9	3.7	100.8	-1.8					
1993	109.5	109.4	-5.5	100.1	-2.2	107.0	104.6	-4.8	102.3	1.5					
	Vierteljährliche Indizes					Quarterly Indices					Indices trimestriels				
1989 1	86.0	87.8	5.3	98.0	7.6	86.3	83.9	10.8	102.9	4.6					
1989 2	97.4	98.1	9.2	99.3	7.0	95.5	91.7	7.9	104.1	8.7					
1989 3	94.6	93.4	4.4	101.3	9.0	100.1	95.9	8.9	104.4	4.0					
1989 4	106.3	105.1	4.2	101.1	6.4	106.8	104.5	7.0	102.2	1.6					
1990 1	93.7	94.1	7.2	99.6	1.6	93.9	93.4	11.3	100.5	-2.3					
1990 2	100.5	99.6	1.5	100.9	1.6	96.7	95.8	4.5	100.9	-3.1					
1990 3	96.4	96.4	3.2	100.0	-1.3	100.5	100.0	4.3	100.5	-3.7					
1990 4	109.2	109.7	4.4	99.5	-1.6	109.3	111.1	6.3	98.4	-3.7					
1991 1	102.1	102.5	8.9	99.6	0.0	98.2	99.9	7.0	98.3	-2.2					
1991 2	110.4	109.4	9.8	100.9	0.0	106.6	103.4	7.9	103.1	2.2					
1991 3	109.4	108.3	12.3	101.0	1.0	107.8	102.6	2.6	105.1	4.6					
1991 4	121.9	118.7	8.2	102.7	3.2	121.2	117.2	5.5	103.4	5.1					
1992 1	110.8	107.3	4.7	103.3	3.7	106.5	103.5	3.6	102.9	4.7					
1992 2	119.4	115.8	5.9	103.1	2.2	116.4	113.1	9.4	102.9	-0.2					
1992 3	117.1	115.0	6.2	101.8	0.8	111.0	113.0	10.1	98.2	-6.6					
1992 4	128.6	126.6	6.7	101.8	-1.1	116.9	117.5	0.3	99.5	-3.8					
1993 1	97.2	97.4	-9.2	99.8	-3.4	94.6	92.8	-10.3	101.9	-1.0					
1993 2	107.8	107.3	-7.3	100.5	-2.5	104.7	103.8	-8.2	100.9	-1.9					
1993 3	106.3	106.1	-7.7	100.2	-1.6	109.6	106.3	-5.9	103.1	5.0					
1993 4	120.1	120.1	-5.1	100.0	-1.6	117.8	114.3	-2.7	103.1	3.6					
	Monatliche Indizes					Monthly Indices					Indices mensuels				
1989 1	83.2	85.3	16.1	97.5	8.1	87.9	85.7	32.5	102.6	4.8					
1989 2	80.7	82.9	1.7	97.4	8.1	81.2	78.8	8.1	103.1	5.6					
1989 3	94.3	95.3	0.1	98.9	6.8	89.7	87.1	-2.7	103.0	3.5					
1989 4	93.2	94.7	13.1	98.4	6.1	91.8	88.6	4.4	103.6	8.5					
1989 5	95.7	96.2	5.8	99.5	7.1	94.0	91.0	8.5	103.3	7.0					
1989 6	103.3	103.3	8.9	100.0	7.9	100.6	95.5	10.9	105.3	10.3					
1989 7	94.0	93.5	10.0	100.5	8.3	94.4	90.2	10.1	104.7	5.0					
1989 8	92.2	90.8	1.6	101.5	10.7	99.7	95.9	6.0	104.0	4.3					
1989 9	97.6	95.7	1.5	102.0	8.3	106.2	101.5	10.4	104.6	2.8					
1989 10	111.8	110.0	10.0	101.6	8.3	116.7	113.2	18.3	103.1	1.1					
1989 11	110.3	108.8	6.4	101.4	6.8	104.7	102.7	3.9	101.9	2.2					
1989 12	96.7	96.6	-3.8	100.1	4.1	99.0	97.5	-1.2	101.5	1.3					

EU Ausfuhr
BEC 12: NAHRUNGSMITTEL
UND GETRAENKE /
BEARBEITET

EU Exports
BEC 12: FOOD AND
BEVERAGES /
PROCESSED

Exportations UE
GCE 12: PRODUITS
ALIMENTAIRES ET
BOISSONS / PRODUITS
AYANT SUBI UNE
TRANSFORMATION

1990=100

	Intra-EU Intra-EU Intra-UE					Extra-EU Extra-EU Extra-UE									
	VAL	VOL	VOL Δ%	UV	UV Δ%	VAL	VOL	VOL Δ%	UV	UV Δ%					
	Jährliche Indizes					Annual Indices					Indices annuels				
1980	44.2	64.3	0.9	68.8	6.2	57.6	86.3	10.9	66.8	15.2					
1981	50.8	67.2	4.5	75.6	9.9	77.3	97.4	12.9	79.4	18.9					
1982	57.4	69.8	3.9	82.3	8.9	76.2	92.3	-5.2	82.6	4.0					
1983	61.3	73.2	4.9	83.8	1.8	74.9	88.9	-3.7	84.2	1.9					
1984	69.2	77.9	6.4	88.8	6.0	90.4	101.9	14.6	88.7	5.3					
1985	74.6	81.4	4.5	91.6	3.2	95.4	104.4	2.5	91.4	3.0					
1986	76.1	85.4	4.9	89.1	-2.7	80.4	95.7	-8.3	84.0	-8.1					
1987	79.8	90.9	6.4	87.8	-1.5	78.3	98.7	3.1	79.3	-5.6					
1988	86.5	92.2	1.4	93.8	6.8	85.1	97.8	-0.9	87.0	9.7					
1989	97.4	96.5	4.7	100.9	7.6	100.6	100.7	3.0	99.9	14.8					
1990	100.0	100.0	3.6	100.0	-0.9	100.0	100.0	-0.7	100.0	0.1					
1991	110.4	109.5	9.5	100.8	0.8	103.6	104.2	4.2	99.4	-0.6					
1992	117.6	114.7	4.7	102.5	1.7	109.7	107.9	3.6	101.7	2.3					
1993	117.3	116.0	1.1	101.1	-1.4	119.2	114.1	5.7	104.5	2.8					
	Vierteljährliche Indizes					Quarterly Indices					Indices trimestriels				
1989 1	88.2	89.3	6.4	98.8	7.9	93.2	96.3	13.8	96.8	18.2					
1989 2	98.2	97.7	8.6	100.5	7.4	103.0	103.0	13.7	100.0	16.4					
1989 3	96.9	94.8	2.2	102.2	9.1	105.6	104.6	9.9	101.0	14.4					
1989 4	106.8	104.9	4.1	101.8	6.0	117.3	115.6	10.8	101.5	11.9					
1990 1	95.3	95.1	6.5	100.2	1.4	96.5	95.0	-1.3	101.6	5.0					
1990 2	101.0	99.9	2.3	101.1	0.6	100.3	99.0	-3.9	101.3	1.3					
1990 3	94.8	95.0	0.2	99.8	-2.3	97.2	96.5	-7.7	100.7	-0.3					
1990 4	108.7	109.8	4.7	99.0	-2.8	105.8	109.3	-5.4	96.8	-4.6					
1991 1	102.7	103.2	8.5	99.5	-0.7	94.0	97.1	2.2	96.8	-4.7					
1991 2	108.7	108.1	8.2	100.6	-0.5	96.7	98.0	-1.0	98.7	-2.6					
1991 3	108.6	108.0	13.7	100.6	0.8	104.7	103.9	7.7	100.8	0.1					
1991 4	121.5	118.8	8.2	102.3	3.3	115.3	114.3	4.6	100.9	4.2					
1992 1	110.7	107.2	3.9	103.3	3.8	110.1	107.6	10.8	102.3	5.7					
1992 2	118.6	114.8	6.2	103.3	2.7	117.7	113.5	15.8	103.7	5.1					
1992 3	117.3	114.9	6.4	102.1	1.5	114.6	114.1	9.8	100.4	-0.4					
1992 4	127.7	126.1	6.1	101.3	-1.0	125.2	124.6	9.0	100.5	-0.4					
1993 1	107.6	106.0	-1.1	101.5	-1.7	103.7	100.4	-6.7	103.3	1.0					
1993 2	116.8	115.0	0.2	101.6	-1.6	111.7	107.2	-5.6	104.2	0.5					
1993 3	114.8	114.0	-0.8	100.7	-1.4	120.6	114.9	0.7	105.0	4.6					
1993 4	128.1	127.1	0.8	100.8	-0.5	141.1	134.0	7.5	105.3	4.8					
	Monatliche Indizes					Monthly Indices					Indices mensuels				
1989 1	81.9	83.6	15.0	98.0	7.9	87.6	92.1	29.5	95.1	18.7					
1989 2	84.2	85.3	3.8	98.7	7.6	89.7	93.2	9.5	96.2	17.0					
1989 3	98.6	99.0	2.4	99.6	8.3	102.4	103.6	6.1	98.8	19.0					
1989 4	93.0	93.6	11.2	99.4	6.3	99.0	101.0	16.8	98.0	14.0					
1989 5	99.3	98.8	11.9	100.5	7.3	102.7	103.3	20.0	99.4	16.1					
1989 6	102.0	100.5	3.2	101.5	8.3	107.4	104.9	5.9	102.4	19.1					
1989 7	94.6	93.3	3.2	101.4	8.8	99.2	99.3	7.9	99.9	18.8					
1989 8	93.4	91.5	3.3	102.1	10.9	97.9	97.4	9.3	100.5	14.2					
1989 9	102.7	99.6	0.3	103.1	7.7	120.0	117.2	12.2	102.4	10.8					
1989 10	113.6	110.8	10.2	102.5	7.2	126.7	123.6	15.8	102.5	14.8					
1989 11	112.9	110.8	6.1	101.9	5.7	120.3	118.3	10.9	101.7	13.4					
1989 12	94.0	93.2	-4.3	100.9	5.1	104.9	104.8	5.4	100.1	7.3					

**BEC 12: NAHRUNGSMITTEL
UND GETRAENKE /
BEARBEITET**

**BEC 12: FOOD AND
BEVERAGES /
PROCESSED**

**GCE 12: PRODUITS
ALIMENTAIRES ET
BOISSONS / PRODUITS
AYANT SUBI UNE
TRANSFORMATION**

	Intra-EU Intra-EU Intra-UE					Extra-EU Extra-EU Extra-UE									
	VAL	VOL	VOL Δ%	UV	UV Δ%	VAL	VOL	VOL Δ%	UV	UV Δ%					
	Monatliche Indizes					Monthly Indices					Indices mensuels				
1990 1	91.9	92.3	8.2	99.6	2.2	98.7	98.5	14.9	100.2	-2.3					
1990 2	86.2	86.5	4.3	99.6	2.3	83.5	82.9	5.2	100.7	-2.3					
1990 3	103.0	103.4	8.5	99.6	0.7	99.3	98.8	13.4	100.5	-2.4					
1990 4	98.0	97.7	3.2	100.3	1.9	99.8	98.4	11.1	101.4	-2.1					
1990 5	104.0	103.3	7.4	100.7	1.2	96.9	96.3	5.8	100.6	-2.6					
1990 6	99.7	97.9	-5.2	101.8	1.8	93.2	92.6	-3.0	100.7	-4.4					
1990 7	98.7	97.8	4.6	100.9	0.4	102.6	101.2	12.2	101.4	-3.2					
1990 8	91.8	92.4	1.8	99.3	-2.2	103.7	103.3	7.7	100.4	-3.5					
1990 9	98.7	99.0	3.4	99.7	-2.3	95.2	95.5	-5.9	99.7	-4.7					
1990 10	112.4	113.2	2.9	99.3	-2.3	118.4	118.8	4.9	99.7	-3.3					
1990 11	114.4	114.9	5.6	99.6	-1.8	111.4	114.8	11.8	97.0	-4.8					
1990 12	100.5	100.9	4.5	99.6	-0.5	98.1	99.7	2.3	98.4	-3.1					
1991 1	106.2	107.3	16.3	99.0	-0.6	105.1	106.9	8.5	98.3	-1.9					
1991 2	94.6	95.1	9.9	99.5	-0.1	89.8	92.0	11.0	97.6	-3.1					
1991 3	105.2	105.1	1.6	100.1	0.5	100.1	101.0	2.2	99.1	-1.4					
1991 4	109.4	109.2	11.8	100.2	-0.1	109.5	107.1	8.8	102.2	0.8					
1991 5	111.7	110.3	6.8	101.3	0.6	108.7	104.9	8.9	103.6	3.0					
1991 6	109.6	108.5	10.8	101.0	-0.8	101.9	98.2	6.0	103.8	3.1					
1991 7	113.3	112.2	14.7	101.0	0.1	113.0	106.8	5.5	105.8	4.3					
1991 8	101.4	101.2	9.5	100.2	0.9	102.0	97.3	-5.8	104.8	4.4					
1991 9	113.6	111.6	12.7	101.8	2.1	108.8	103.8	8.7	104.8	5.1					
1991 10	126.0	123.5	9.1	102.0	2.7	127.1	123.3	3.8	103.1	3.4					
1991 11	123.9	120.4	4.8	102.9	3.3	121.6	116.4	1.4	104.5	7.7					
1991 12	115.9	112.3	11.3	103.2	3.6	114.9	111.9	12.2	102.7	4.4					
1992 1	106.6	103.4	-3.6	103.1	4.1	114.1	111.3	4.1	102.5	4.3					
1992 2	107.4	104.1	9.5	103.2	3.7	94.3	91.9	-0.1	102.6	5.1					
1992 3	118.3	114.3	8.8	103.5	3.4	111.1	107.2	6.1	103.6	4.5					
1992 4	122.1	118.0	8.1	103.5	3.3	123.3	118.3	10.5	104.2	2.0					
1992 5	115.0	111.2	0.8	103.4	2.1	111.5	107.9	2.9	103.3	-0.3					
1992 6	120.9	118.1	8.8	102.4	1.4	114.2	113.0	15.1	101.1	-2.6					
1992 7	124.2	121.5	8.3	102.2	1.2	117.6	118.3	10.8	99.4	-6.0					
1992 8	106.6	104.5	3.3	102.0	1.8	103.2	105.1	8.0	98.2	-6.3					
1992 9	120.9	119.2	6.8	101.4	-0.4	112.2	115.5	11.3	97.1	-7.3					
1992 10	129.6	127.3	3.1	101.8	-0.2	119.2	122.3	-0.8	97.5	-5.4					
1992 11	124.4	122.4	1.7	101.6	-1.3	110.9	111.2	-4.5	99.7	-4.6					
1992 12	131.7	129.9	15.7	101.4	-1.7	120.8	119.0	6.3	101.5	-1.2					
1993 1	86.7	87.2	-15.7	99.4	-3.6	87.5	85.6	-23.1	102.2	-0.3					
1993 2	94.6	94.6	-9.1	100.0	-3.1	88.7	87.5	-4.8	101.4	-1.2					
1993 3	110.3	110.3	-3.5	100.0	-3.4	107.6	105.4	-1.7	102.1	-1.4					
1993 4	103.7	102.8	-12.9	100.9	-2.5	103.1	101.2	-14.5	101.9	-2.2					
1993 5	107.9	107.0	-3.8	100.8	-2.5	101.8	101.5	-5.9	100.3	-2.9					
1993 6	112.0	112.1	-5.1	99.9	-2.4	109.5	108.8	-3.7	100.6	-0.5					
1993 7	105.2	104.7	-13.8	100.5	-1.7	115.0	112.2	-5.2	102.5	3.1					
1993 8	104.2	104.0	-0.5	100.2	-1.8	102.5	98.5	-6.3	104.1	6.0					
1993 9	109.6	109.6	-8.1	100.0	-1.4	111.1	108.1	-6.4	102.8	5.9					
1993 10	112.1	112.1	-11.9	100.0	-1.8	112.5	110.1	-10.0	102.2	4.8					
1993 11	120.3	120.4	-1.6	99.9	-1.7	122.5	118.7	6.7	103.2	3.5					
1993 12	127.9	127.8	-1.6	100.1	-1.3	118.2	114.0	-4.2	103.7	2.2					

EU Ausfuhr
BEC 12: NAHRUNGSMITTEL
UND GETRAENKE /
BEARBEITET

EU Exports
BEC 12: FOOD AND
BEVERAGES /
PROCESSED

Exportations UE
GCE 12: PRODUITS
ALIMENTAIRES ET
BOISSONS / PRODUITS
AYANT SUBI UNE
TRANSFORMATION

1990=100

	Intra-EU Intra-EU Intra-UE					Extra-EU Extra-EU Extra-UE					
	VAL	VOL	VOL Δ%	UV	UV Δ%	VAL	VOL	VOL Δ%	UV	UV Δ%	
	Monatliche Indizes			Monthly Indices			Indices mensuels				
1990 1	93.0	92.9	11.1	100.1	2.1	92.7	91.8	-0.3	101.0	6.2	
1990 2	88.5	88.3	3.5	100.2	1.5	93.3	91.7	-1.6	101.7	5.7	
1990 3	104.2	104.0	5.1	100.2	0.6	103.7	101.5	-2.0	102.2	3.4	
1990 4	96.4	95.6	2.1	100.8	1.4	93.1	92.0	-8.9	101.2	3.3	
1990 5	104.6	103.7	5.0	100.9	0.4	102.9	101.6	-1.6	101.3	1.9	
1990 6	101.9	100.4	-0.1	101.5	0.0	104.8	103.4	-1.4	101.4	-1.0	
1990 7	96.8	95.9	2.8	100.9	-0.5	100.7	98.6	-0.7	102.1	2.2	
1990 8	89.5	90.3	-1.3	99.1	-2.9	94.5	94.0	-3.5	100.5	0.0	
1990 9	98.3	98.8	-0.8	99.5	-3.5	96.5	97.0	-17.2	99.5	-2.8	
1990 10	116.2	117.5	6.0	98.9	-3.5	118.6	120.0	-2.9	98.8	-3.6	
1990 11	113.5	114.4	3.2	99.2	-2.6	104.0	108.4	-8.4	95.9	-5.7	
1990 12	96.3	97.3	4.4	99.0	-1.9	95.1	99.6	-5.0	95.5	-4.6	
1991 1	103.2	104.2	12.2	99.0	-1.1	92.4	95.7	4.2	96.5	-4.5	
1991 2	96.2	96.5	9.3	99.7	-0.5	95.5	98.8	7.7	96.7	-4.9	
1991 3	108.6	108.9	4.7	99.7	-0.5	94.2	97.0	-4.4	97.1	-5.0	
1991 4	105.1	104.7	9.5	100.4	-0.4	95.7	96.9	5.3	98.8	-2.4	
1991 5	112.2	111.2	7.2	100.9	0.0	100.2	101.7	0.1	98.5	-2.8	
1991 6	108.9	108.4	8.0	100.5	-1.0	94.1	95.3	-7.8	98.7	-2.7	
1991 7	112.0	111.3	16.1	100.6	-0.3	105.0	105.4	6.9	99.6	-2.4	
1991 8	99.7	99.7	10.4	100.0	0.9	94.2	94.1	0.1	100.1	-0.4	
1991 9	114.6	113.2	14.6	101.2	1.7	115.0	112.2	15.7	102.5	3.0	
1991 10	129.4	126.9	8.0	102.0	3.1	123.1	122.0	1.7	100.9	2.1	
1991 11	123.2	120.4	5.2	102.3	3.1	113.6	112.4	3.7	101.1	5.4	
1991 12	112.2	109.1	12.1	102.8	3.8	109.6	108.7	9.1	100.8	5.5	
1992 1	110.2	107.1	2.8	102.9	3.9	107.5	106.2	11.0	101.2	4.9	
1992 2	104.5	101.0	4.7	103.5	3.8	107.2	104.3	5.6	102.8	6.3	
1992 3	117.4	113.5	4.2	103.4	3.7	115.4	112.3	15.8	102.8	5.9	
1992 4	118.5	114.4	9.3	103.6	3.2	116.6	111.5	15.1	104.6	5.9	
1992 5	112.9	109.2	-1.8	103.4	2.5	112.6	108.9	7.1	103.4	5.0	
1992 6	124.5	120.9	11.5	103.0	2.5	124.0	120.0	25.9	103.3	4.7	
1992 7	122.3	119.2	7.1	102.6	2.0	124.9	123.8	17.5	100.9	1.3	
1992 8	103.5	101.8	2.1	101.7	1.7	99.7	99.0	5.2	100.7	0.6	
1992 9	126.2	123.7	9.3	102.0	0.8	119.2	119.6	6.6	99.7	-2.7	
1992 10	134.4	131.6	3.7	102.1	0.1	131.8	130.8	7.2	100.8	-0.1	
1992 11	127.1	125.7	4.4	101.1	-1.2	125.0	124.3	10.6	100.6	-0.5	
1992 12	121.8	121.0	10.9	100.7	-2.0	119.0	118.8	9.3	100.2	-0.6	
1993 1	98.9	97.9	-8.6	101.0	-1.8	91.1	88.5	-16.7	102.9	1.7	
1993 2	101.9	100.3	-0.7	101.6	-1.8	105.5	102.2	-2.0	103.2	0.4	
1993 3	121.9	119.7	5.5	101.8	-1.5	114.8	110.5	-1.6	103.9	1.1	
1993 4	114.4	112.4	-1.7	101.8	-1.7	107.4	102.9	-7.7	104.4	-0.2	
1993 5	110.7	109.4	0.2	101.2	-2.1	106.1	102.2	-6.2	103.8	0.4	
1993 6	125.4	123.2	1.9	101.8	-1.2	121.6	116.4	-3.0	104.5	1.2	
1993 7	112.8	111.2	-6.7	101.4	-1.2	110.9	106.5	-14.0	104.1	3.2	
1993 8	106.8	106.4	4.5	100.4	-1.3	112.9	107.1	8.2	105.4	4.7	
1993 9	124.4	124.2	0.4	100.2	-1.8	138.2	131.1	9.6	105.4	5.7	
1993 10	125.7	125.2	-4.9	100.4	-1.7	137.8	132.6	1.4	103.9	3.1	
1993 11	129.8	128.3	2.1	101.2	0.1	138.4	131.4	5.7	105.3	4.7	
1993 12	129.1	127.9	5.7	100.9	0.2	146.9	137.9	16.1	106.5	6.3	

BEC 121: NAHRUNGSMITTEL
U. GETRAENKE / BEARB. /
HAUPT. F. DIE INDUSTRIE

BEC 121: FOOD AND
BEVERAGES /
PROCESSED / MAINLY
FOR INDUSTRY

GCE 121: PRODUITS
ALIMENT. ET BOISSONS /
TRANSFORM / PRINCIP.
DESTINES A L'INDUSTRIE

	Intra-EU Intra-EU Intra-UE					Extra-EU Extra-EU Extra-UE									
	VAL	VOL	VOL Δ%	UV	UV Δ%	VAL	VOL	VOL Δ%	UV	UV Δ%					
	Jährliche Indizes					Annual Indices					Indices annuels				
1980	57.5	74.5	-2.1	77.2	6.8	98.6	88.2	1.1	111.8	1.0					
1981	62.3	74.4	-0.1	83.8	8.5	105.2	83.3	-5.6	126.3	13.0					
1982	75.0	85.0	14.2	88.2	5.3	110.1	86.8	4.2	126.8	0.4					
1983	84.7	93.6	10.1	90.5	2.6	119.4	89.8	3.5	133.0	4.9					
1984	105.7	98.7	5.4	107.1	18.3	156.5	94.5	5.2	165.6	24.5					
1985	116.4	104.2	5.6	111.7	4.3	141.7	94.2	-0.3	150.4	-9.2					
1986	108.0	107.8	3.5	100.2	-10.3	112.4	100.9	7.1	111.4	-25.9					
1987	96.7	100.6	-6.7	96.1	-4.1	102.9	102.4	1.5	100.5	-9.8					
1988	107.0	99.0	-1.6	108.1	12.5	94.3	91.4	-10.7	103.2	2.7					
1989	104.8	94.8	-4.2	110.5	2.2	100.5	93.4	2.2	107.6	4.3					
1990	100.0	100.0	5.5	100.0	-9.5	100.0	100.0	7.1	100.0	-7.1					
1991	109.8	107.3	7.3	102.3	2.3	104.6	100.6	0.6	104.0	4.0					
1992	122.9	114.5	6.7	107.3	4.9	108.3	106.6	6.0	101.6	-2.3					
1993	112.9	107.4	-6.2	105.1	-2.1	104.1	98.8	-7.3	105.4	3.7					
	Vierteljährliche Indizes					Quarterly Indices					Indices trimestriels				
1989 1	106.4	95.2	-0.8	111.8	7.8	100.4	92.6	19.5	108.4	3.4					
1989 2	113.8	101.7	1.3	111.9	6.2	108.0	99.0	16.6	109.1	9.2					
1989 3	102.2	92.3	-4.2	110.7	-0.1	108.8	100.6	21.5	108.2	0.8					
1989 4	104.4	97.0	0.5	107.6	-4.4	107.5	102.5	-4.4	104.9	3.5					
1990 1	100.1	96.3	1.2	103.9	-7.1	102.6	100.7	8.7	101.9	-6.0					
1990 2	102.0	102.6	0.9	99.4	-11.2	97.1	97.8	-1.2	99.3	-9.0					
1990 3	95.5	96.9	5.0	98.6	-10.9	95.4	96.2	-4.4	99.2	-8.3					
1990 4	101.6	103.4	6.6	98.3	-8.6	104.8	105.2	2.6	99.6	-5.1					
1991 1	104.9	105.1	9.1	99.8	-3.9	104.3	104.7	4.0	99.6	-2.3					
1991 2	106.4	105.6	2.9	100.8	1.4	109.4	103.1	5.4	106.1	6.8					
1991 3	108.5	105.9	9.3	102.5	4.0	95.6	90.1	-6.3	106.1	7.0					
1991 4	117.9	111.5	7.8	105.7	7.5	107.8	103.3	-1.8	104.4	4.8					
1992 1	122.3	113.3	7.8	107.9	8.1	115.9	111.1	6.1	104.3	4.7					
1992 2	125.4	117.1	10.9	107.1	6.3	108.7	105.4	2.2	103.1	-2.8					
1992 3	124.1	116.4	9.9	106.6	4.0	99.6	101.4	12.5	98.2	-7.4					
1992 4	123.0	114.3	2.5	107.6	1.8	111.7	111.3	7.7	100.4	-3.8					
1993 1	105.9	99.3	-12.4	106.6	-1.2	100.8	94.5	-14.9	106.7	2.3					
1993 2	113.6	108.6	-7.3	104.6	-2.3	101.1	96.9	-8.1	104.3	1.2					
1993 3	108.6	104.7	-10.1	103.7	-2.7	105.9	100.5	-0.9	105.4	7.3					
1993 4	117.5	111.3	-2.6	105.6	-1.9	108.7	103.4	-7.1	105.1	4.7					
	Monatliche Indizes					Monthly Indices					Indices mensuels				
1989 1	105.2	93.8	11.3	112.2	9.1	99.3	93.9	51.5	105.8	4.2					
1989 2	98.2	88.2	-6.7	111.3	6.8	93.3	85.0	12.9	109.8	4.9					
1989 3	115.7	103.5	-5.3	111.8	7.5	108.5	99.0	4.0	109.6	2.4					
1989 4	109.8	98.3	7.1	111.7	4.9	109.1	100.2	15.8	108.9	9.6					
1989 5	114.8	102.1	1.6	112.4	9.1	108.0	99.2	13.8	108.9	7.8					
1989 6	116.6	104.6	-3.9	111.5	4.5	106.9	97.6	20.5	109.5	10.4					
1989 7	100.4	89.4	-3.4	112.3	2.0	103.7	95.3	53.0	108.8	-1.9					
1989 8	99.7	90.4	-2.3	110.3	-0.5	105.3	98.6	9.6	106.8	0.7					
1989 9	106.6	97.2	-6.4	109.7	-1.7	117.5	107.8	12.2	109.0	2.7					
1989 10	111.5	102.2	1.2	109.1	-2.8	119.0	112.5	16.7	105.8	-2.1					
1989 11	109.6	101.6	6.4	107.9	-3.7	102.2	98.5	-11.7	103.8	8.0					
1989 12	92.1	87.2	-6.3	105.6	-7.1	101.7	96.7	-14.8	105.2	4.2					

BEC 121: NHRUNGSMITTEL
U. GETRAENKE / BEARB. /
HAUPT. F. DIE INDUSTRIE

BEC 121: FOOD AND
BEVERAGES /
PROCESSED / MAINLY
FOR INDUSTRY

GCE 121: PRODUITS
ALIMENT. ET BOISSONS /
TRANSFORM. ET PRINCIP.
DESTINES A L'INDUSTRIE

	Intra-EU Intra-EU Intra-UE					Extra-EU Extra-EU Extra-UE									
	VAL	VOL	VOL Δ%	UV	UV Δ%	VAL	VOL	VOL Δ%	UV	UV Δ%					
	Jährliche Indizes					Annual Indices					Indices annuels				
1980	65.8	81.6	-3.4	80.6	7.9	95.9	116.2	4.4	82.5	13.8					
1981	67.6	78.1	-4.3	86.5	7.3	120.1	122.6	5.5	98.0	18.8					
1982	80.7	88.7	13.6	91.0	5.2	113.8	114.7	-6.4	99.2	1.2					
1983	90.9	96.1	8.3	94.6	4.0	95.0	95.4	-16.8	99.6	0.4					
1984	118.2	104.3	8.5	113.3	19.8	136.5	116.7	22.3	117.0	17.5					
1985	122.3	106.7	2.3	114.6	1.1	139.9	121.1	3.8	115.5	-1.3					
1986	108.9	108.6	1.8	100.3	-12.5	95.3	107.1	-11.6	89.0	-22.9					
1987	99.6	104.5	-3.8	95.3	-5.0	84.1	111.8	4.4	75.2	-15.5					
1988	107.8	99.3	-5.0	108.6	14.0	93.5	109.5	-2.1	85.4	13.6					
1989	107.4	95.9	-3.4	112.0	3.1	112.7	103.2	-5.8	109.2	27.9					
1990	100.0	100.0	4.3	100.0	-10.7	100.0	100.0	-3.1	100.0	-8.4					
1991	109.1	107.6	7.6	101.4	1.4	94.9	100.7	0.7	94.2	-5.8					
1992	124.2	116.2	8.0	106.9	5.4	111.5	114.1	13.3	97.7	3.7					
1993	121.2	116.3	0.1	104.2	-2.5	110.4	106.2	-6.9	104.0	6.4					
	Vierteljährliche Indizes					Quarterly Indices					Indices trimestriels				
1989 1	108.5	95.5	2.6	113.6	9.3	103.0	98.4	-5.7	104.7	38.3					
1989 2	117.1	103.5	1.0	113.1	7.3	127.9	117.2	7.1	109.1	34.0					
1989 3	105.6	93.9	-4.2	112.5	0.9	110.9	98.9	-6.0	112.1	26.2					
1989 4	106.3	97.6	1.8	108.9	-4.1	107.1	96.6	-9.0	110.9	16.0					
1990 1	104.1	99.8	4.5	104.3	-8.2	111.4	104.4	6.1	106.7	1.9					
1990 2	102.5	102.4	-1.1	100.1	-11.5	117.9	115.5	-1.5	102.1	-6.4					
1990 3	94.1	96.1	2.3	97.9	-13.0	90.5	91.8	-7.2	98.6	-12.0					
1990 4	99.5	101.8	4.3	97.7	-10.3	92.3	100.3	3.8	92.0	-17.0					
1991 1	103.9	104.9	5.1	99.0	-5.1	90.8	98.6	-5.6	92.1	-13.7					
1991 2	102.8	103.5	1.1	99.3	-0.8	93.5	99.6	-13.8	93.9	-8.0					
1991 3	108.1	106.5	10.8	101.5	3.7	92.3	96.6	5.2	95.5	-3.1					
1991 4	120.5	114.3	12.3	105.4	7.9	98.9	103.8	3.5	95.3	3.6					
1992 1	121.7	113.1	7.8	107.6	8.7	105.3	109.5	11.1	96.2	4.5					
1992 2	129.3	121.0	16.9	106.9	7.7	126.7	128.4	28.9	98.7	5.1					
1992 3	128.7	120.7	13.3	106.6	5.0	110.1	113.6	17.6	96.9	1.5					
1992 4	119.9	112.5	-1.6	106.6	1.1	113.7	115.1	10.9	98.8	3.7					
1993 1	117.0	110.2	-2.6	106.2	-1.3	110.6	106.8	-2.5	103.6	7.7					
1993 2	127.7	123.0	1.7	103.8	-2.9	122.8	116.3	-9.4	105.6	7.0					
1993 3	110.2	107.2	-11.2	102.8	-3.6	102.9	99.1	-12.8	103.8	7.1					
1993 4	125.9	121.2	7.7	103.9	-2.5	105.5	102.5	-10.9	102.9	4.1					
	Monatliche Indizes					Monthly Indices					Indices mensuels				
1989 1	103.5	90.9	17.1	113.9	11.6	97.6	94.9	17.7	102.8	39.5					
1989 2	101.1	89.5	-6.1	113.0	8.0	91.0	88.2	-17.7	103.2	34.6					
1989 3	120.9	106.2	-0.1	113.8	8.8	120.6	112.2	-10.5	107.5	41.1					
1989 4	112.4	100.0	14.4	112.4	6.2	115.0	109.0	24.1	105.5	28.5					
1989 5	116.3	102.7	5.7	113.2	9.5	127.0	119.7	12.5	106.1	33.6					
1989 6	122.5	107.9	-12.2	113.5	6.4	141.5	122.7	-8.5	115.3	39.6					
1989 7	105.0	92.8	-10.4	113.2	3.8	110.9	98.9	-5.3	112.1	32.3					
1989 8	104.8	92.8	1.5	112.9	0.8	99.3	89.1	-12.5	111.4	30.1					
1989 9	107.3	96.2	-2.9	111.5	-1.7	122.5	108.7	-0.5	112.7	17.9					
1989 10	113.0	103.0	7.6	109.7	-5.0	117.0	101.4	-15.1	115.4	22.0					
1989 11	114.0	104.5	8.6	109.1	-4.1	100.0	89.9	0.4	111.2	13.7					
1989 12	91.8	85.2	-11.0	107.7	-3.5	104.4	98.4	-10.2	106.1	11.7					

**BEC 121: NAHRUNGSMITTEL
U. GETRAENKE / BEARB. /
HAUPT. F. DIE INDUSTRIE**

**BEC 121: FOOD AND
BEVERAGES /
PROCESSED / MAINLY
FOR INDUSTRY**

**GCE 121: PRODUITS
ALIMENT. ET BOISSONS /
TRANSFORM. / PRINCIP.
DESTINES A L'INDUSTRIE**

	Intra-EU Intra-EU Intra-UE					Extra-EU Extra-EU Extra-UE									
	VAL	VOL	VOL Δ%	UV	UV Δ%	VAL	VOL	VOL Δ%	UV	UV Δ%					
	Monatliche Indizes					Monthly Indices					Indices mensuels				
1990 1	98.5	93.5	-0.3	105.3	-6.1	100.4	97.8	4.2	102.7	-2.9					
1990 2	92.1	88.5	0.3	104.1	-6.5	95.1	92.6	8.9	102.7	-6.5					
1990 3	109.4	106.8	3.2	102.4	-8.4	112.4	111.8	12.9	100.5	-8.3					
1990 4	102.5	102.8	4.6	99.7	-10.7	110.0	109.8	9.6	100.2	-8.0					
1990 5	105.0	105.7	3.5	99.3	-11.7	86.7	87.4	-11.9	99.2	-8.9					
1990 6	98.5	99.4	-5.0	99.1	-11.1	94.5	96.1	-1.5	98.3	-10.2					
1990 7	96.7	97.7	9.3	99.0	-11.8	96.8	97.9	2.7	98.9	-9.1					
1990 8	94.3	96.3	6.5	97.9	-11.2	104.1	103.0	4.5	101.1	-5.3					
1990 9	95.7	96.7	-0.5	99.0	-9.8	85.5	87.8	-18.6	97.4	-10.6					
1990 10	114.7	116.7	14.2	98.3	-9.9	111.7	109.4	-2.8	102.1	-3.5					
1990 11	103.9	105.8	4.1	98.2	-9.0	118.2	121.7	23.6	97.1	-6.5					
1990 12	86.5	87.8	0.7	98.5	-6.7	84.6	84.5	-12.6	100.1	-4.8					
1991 1	112.4	113.4	21.3	99.1	-5.9	113.1	116.0	18.6	97.5	-5.1					
1991 2	97.5	96.8	9.4	100.7	-3.3	95.4	95.5	3.1	99.9	-2.7					
1991 3	104.8	105.0	-1.7	99.8	-2.5	104.1	102.5	-8.3	101.6	1.1					
1991 4	107.6	107.1	4.2	100.5	0.8	118.3	112.7	2.6	105.0	4.8					
1991 5	106.7	105.7	0.0	100.9	1.6	113.6	106.7	22.1	106.5	7.4					
1991 6	105.0	104.0	4.6	101.0	1.9	96.2	89.8	-6.6	107.1	9.0					
1991 7	112.0	109.9	12.5	101.9	2.9	96.1	89.0	-9.1	108.0	9.2					
1991 8	100.8	98.5	2.3	102.3	4.5	97.0	92.2	-10.5	105.2	4.1					
1991 9	112.9	109.3	13.0	103.3	4.3	93.8	89.2	1.6	105.2	8.0					
1991 10	128.5	122.6	5.1	104.8	6.6	119.5	114.9	5.0	104.0	1.9					
1991 11	116.8	109.9	3.9	106.3	8.2	107.9	102.1	-16.1	105.7	8.9					
1991 12	108.4	102.1	16.3	106.2	7.8	96.2	92.9	9.9	103.5	3.4					
1992 1	121.6	113.1	-0.3	107.5	8.5	125.3	120.8	4.1	103.7	6.4					
1992 2	115.1	107.0	10.5	107.6	6.9	102.6	98.8	3.5	103.8	3.9					
1992 3	129.9	119.7	14.0	108.5	8.7	119.7	113.6	10.8	105.4	3.7					
1992 4	125.2	116.9	9.2	107.1	6.6	104.4	99.9	-11.4	104.5	-0.5					
1992 5	117.1	109.4	3.5	107.0	6.0	114.0	110.0	3.1	103.6	-2.7					
1992 6	134.0	125.1	20.3	107.1	6.0	107.9	106.4	18.5	101.4	-5.3					
1992 7	135.8	126.9	15.5	107.0	5.0	106.0	107.3	20.6	98.8	-8.5					
1992 8	112.7	105.6	7.2	106.7	4.3	94.4	95.8	3.9	98.5	-6.4					
1992 9	123.9	116.7	6.8	106.2	2.8	98.3	100.9	13.1	97.4	-7.4					
1992 10	126.0	117.1	-4.5	107.6	2.7	109.3	112.2	-2.3	97.4	-6.3					
1992 11	122.8	113.3	3.1	108.4	2.0	109.0	108.1	5.9	100.8	-4.6					
1992 12	120.0	112.5	10.2	106.7	0.5	117.0	113.6	22.3	103.0	-0.5					
1993 1	97.4	90.1	-20.3	108.1	0.6	89.4	84.4	-30.1	105.9	2.1					
1993 2	98.1	91.9	-14.1	106.7	-0.8	99.1	93.5	-5.4	106.0	2.1					
1993 3	122.0	115.9	-3.2	105.3	-2.9	114.2	105.7	-7.0	108.0	2.5					
1993 4	106.3	101.4	-13.3	104.8	-2.1	94.2	87.7	-12.2	107.4	2.8					
1993 5	113.2	108.1	-1.2	104.7	-2.1	102.5	100.2	-8.9	102.3	-1.3					
1993 6	121.3	116.4	-7.0	104.2	-2.7	106.7	102.8	-3.4	103.8	2.4					
1993 7	110.1	105.4	-16.9	104.5	-2.3	114.1	109.0	1.6	104.7	6.0					
1993 8	103.8	100.5	-4.8	103.3	-3.2	99.2	92.7	-3.2	107.0	8.6					
1993 9	111.5	108.1	-7.4	103.1	-2.9	104.6	99.8	-1.1	104.8	7.6					
1993 10	115.8	109.7	-6.3	105.6	-1.9	111.2	107.0	-4.6	103.9	6.7					
1993 11	117.4	111.7	-1.4	105.1	-3.0	120.1	112.9	4.4	106.4	5.6					
1993 12	119.5	112.5	0.0	106.2	-0.5	94.7	90.2	-20.6	105.0	1.9					

BEC 121: NAHRUNGSMITTEL
U. GETRAENKE / BEARB. /
HAUPT. F. DIE INDUSTRIE

BEC 121: FOOD AND
BEVERAGES /
PROCESSED / MAINLY
FOR INDUSTRY

GCE 121: PRODUITS
ALIMENT. ET BOISSONS /
TRANSFORM. / PRINCIP.
DESTINES A L'INDUSTRIE

	Intra-EU Intra-EU Intra-UE					Extra-EU Extra-EU Extra-UE					
	VAL	VOL	VOL Δ%	UV	UV Δ%	VAL	VOL	VOL Δ%	UV	UV Δ%	
	Monatliche Indizes			Monthly Indices			Indices mensuels				
1990 1	100.2	94.3	3.7	106.3	-6.7	110.2	102.7	8.2	107.3	4.4	
1990 2	98.3	94.5	5.6	104.0	-8.0	114.4	107.4	21.8	106.5	3.2	
1990 3	113.7	110.6	4.1	102.8	-9.7	109.4	103.1	-8.1	106.1	-1.3	
1990 4	100.1	99.6	-0.4	100.5	-10.6	112.7	109.0	0.0	103.4	-2.0	
1990 5	106.9	107.0	4.2	99.9	-11.7	134.9	131.4	9.8	102.7	-3.2	
1990 6	100.4	100.6	-6.8	99.8	-12.1	106.0	106.1	-13.5	99.9	-13.4	
1990 7	96.9	98.7	6.4	98.2	-13.3	93.4	91.8	-7.2	101.7	-9.3	
1990 8	93.1	95.1	2.5	97.9	-13.3	91.3	93.2	4.6	98.0	-12.0	
1990 9	92.3	94.5	-1.8	97.7	-12.4	86.8	90.4	-16.8	96.0	-14.8	
1990 10	113.5	117.0	13.6	97.0	-11.6	102.7	110.8	9.3	92.7	-19.7	
1990 11	101.3	103.3	-1.1	98.1	-10.1	88.7	96.6	7.5	91.8	-17.4	
1990 12	83.7	85.1	-0.1	98.4	-8.6	85.6	93.7	-4.8	91.4	-13.9	
1991 1	108.5	109.7	16.3	98.9	-7.0	83.8	91.6	-10.8	91.5	-14.7	
1991 2	98.2	99.2	5.0	99.0	-4.8	88.7	97.0	-9.7	91.4	-14.2	
1991 3	104.9	105.7	-4.4	99.2	-3.5	99.9	107.2	4.0	93.2	-12.2	
1991 4	99.8	100.7	1.1	99.1	-1.4	91.4	98.2	-9.9	93.1	-10.0	
1991 5	106.1	107.1	0.1	99.1	-0.8	102.4	109.2	-16.9	93.8	-8.7	
1991 6	102.4	102.6	2.0	99.8	0.0	86.6	91.3	-13.9	94.8	-5.1	
1991 7	114.4	113.2	14.7	101.1	3.0	95.4	98.3	7.1	97.0	-4.6	
1991 8	102.4	101.5	6.7	100.9	3.1	91.5	97.2	4.3	94.1	-4.0	
1991 9	107.6	104.9	11.0	102.6	5.0	89.8	94.1	4.1	95.4	-0.6	
1991 10	132.7	127.0	8.5	104.5	7.7	109.6	114.5	3.3	95.7	3.2	
1991 11	117.8	111.8	8.2	105.4	7.4	93.5	96.9	0.3	96.5	5.1	
1991 12	110.7	104.0	22.2	106.4	8.1	93.7	99.9	6.6	93.8	2.6	
1992 1	126.7	118.3	7.8	107.1	8.3	103.8	108.7	18.7	95.5	4.4	
1992 2	110.1	101.1	1.9	108.9	10.0	99.4	105.3	8.6	94.4	3.3	
1992 3	128.4	119.9	13.4	107.1	8.0	112.8	114.4	6.7	98.6	5.8	
1992 4	120.7	112.5	11.7	107.3	8.3	122.6	123.8	26.1	99.0	6.3	
1992 5	121.0	113.8	6.3	106.3	7.3	128.3	129.6	18.7	99.0	5.5	
1992 6	146.3	136.6	33.1	107.1	7.3	129.4	131.9	44.5	98.1	3.5	
1992 7	140.4	130.7	15.5	107.4	6.2	120.6	124.7	26.9	96.7	-0.3	
1992 8	119.2	112.2	10.5	106.2	5.3	102.8	106.6	9.7	96.4	2.4	
1992 9	126.5	119.1	13.5	106.2	3.5	106.9	109.6	16.5	97.5	2.2	
1992 10	125.6	117.6	-7.4	106.8	2.2	118.5	121.5	6.1	97.5	1.9	
1992 11	115.9	109.0	-2.5	106.3	0.9	115.2	115.5	19.2	99.7	3.3	
1992 12	118.2	110.8	6.5	106.7	0.3	107.2	108.2	8.3	99.1	5.7	
1993 1	115.3	108.2	-8.5	106.6	-0.5	99.3	96.9	-10.9	102.5	7.3	
1993 2	106.8	101.5	0.4	105.2	-3.4	107.6	103.8	-1.4	103.7	9.9	
1993 3	128.9	120.9	0.8	106.6	-0.5	125.2	119.8	4.7	104.5	6.0	
1993 4	124.2	118.1	5.0	105.2	-2.0	110.6	105.2	-15.0	105.1	6.2	
1993 5	121.8	119.3	4.8	102.1	-4.0	124.1	117.4	-9.4	105.7	6.8	
1993 6	137.1	131.6	-3.7	104.2	-2.7	133.9	126.4	-4.2	105.9	8.0	
1993 7	105.3	103.1	-21.1	102.1	-4.9	94.3	90.7	-27.3	104.0	7.5	
1993 8	110.6	105.8	-5.7	104.5	-1.6	100.2	97.5	-8.5	102.8	6.6	
1993 9	114.7	112.6	-5.5	101.9	-4.0	113.9	109.0	-0.5	104.5	7.2	
1993 10	129.7	125.7	6.9	103.2	-3.4	99.9	97.9	-19.4	102.0	4.6	
1993 11	125.2	119.0	9.2	105.2	-1.0	104.1	99.9	-13.5	104.2	4.5	
1993 12	122.9	119.0	7.4	103.3	-3.2	112.4	109.8	1.5	102.4	3.3	

BEC 122: NAHRUNGSMITTEL
U. GETRAENKE / BEARB. /
HAUPT. F. DEN PRIV.
VERBRAUCH

BEC 122: FOOD AND
BEVERAGES /
PROCESSED / MAINLY
FOR HOUSEHOLD
CONSUMPTION

GCE 122: PRODUITS
ALIMENT. ET BOISSONS /
TRANSFORM / PRINCIP.
CONSOM. DES MENAGES

	Intra-EU Intra-EU Intra-UE					Extra-EU Extra-EU Extra-UE									
	VAL	VOL	VOL Δ%	UV	UV Δ%	VAL	VOL	VOL Δ%	UV	UV Δ%					
	Jährliche Indizes					Annual Indices					Indices annuels				
1980	42.1	59.6	2.9	70.7	5.8	51.2	63.2	-0.2	81.0	7.6					
1981	48.8	63.0	5.7	77.5	9.6	58.4	62.9	-0.5	92.9	14.7					
1982	54.9	65.0	3.2	84.5	9.0	64.2	63.9	1.6	100.4	8.1					
1983	58.3	67.8	4.3	86.0	1.8	66.2	64.3	0.6	103.0	2.6					
1984	62.9	70.4	3.8	89.3	3.8	72.2	65.3	1.6	110.5	7.3					
1985	69.8	75.9	7.8	92.0	3.0	80.0	69.9	7.0	114.4	3.5					
1986	72.6	79.8	5.1	91.0	-1.1	72.9	71.5	2.3	101.9	-10.9					
1987	77.2	86.2	8.0	89.6	-1.5	76.6	75.6	5.7	101.3	-0.6					
1988	82.9	90.6	5.1	91.5	2.1	85.2	87.1	15.2	97.8	-3.5					
1989	94.7	95.8	5.7	98.9	8.1	94.2	92.2	5.9	102.2	4.5					
1990	100.0	100.0	4.4	100.0	1.1	100.0	100.0	8.5	100.0	-2.2					
1991	111.1	110.0	10.0	101.0	1.0	110.0	107.5	7.5	102.3	2.3					
1992	118.1	115.9	5.4	101.9	0.9	111.6	110.8	3.1	100.7	-1.6					
1993	109.2	109.6	-5.4	99.6	-2.3	107.8	106.2	-4.2	101.5	0.8					
	Vierteljährliche Indizes					Quarterly Indices					Indices trimestriels				
1989 1	83.9	86.9	6.8	96.5	6.9	82.4	81.3	9.6	101.3	3.6					
1989 2	95.7	97.6	10.5	98.1	7.0	92.0	89.6	5.5	102.7	8.4					
1989 3	93.8	93.4	4.8	100.4	10.8	97.7	94.5	5.4	103.4	5.1					
1989 4	106.4	106.0	4.3	100.4	8.0	106.7	105.1	10.1	101.5	1.7					
1990 1	93.0	93.8	7.9	99.2	2.8	91.3	91.2	12.2	100.1	-1.2					
1990 2	100.4	99.3	1.7	101.1	3.1	96.5	95.2	6.3	101.4	-1.3					
1990 3	96.4	96.3	3.1	100.1	-0.3	101.9	101.1	7.0	100.8	-2.5					
1990 4	110.0	110.4	4.2	99.6	-0.8	110.6	112.9	7.4	98.0	-3.4					
1991 1	101.7	102.2	9.0	99.5	0.3	96.5	98.5	8.0	98.0	-2.1					
1991 2	110.7	109.8	10.6	100.8	-0.3	105.9	103.4	8.6	102.4	1.0					
1991 3	109.6	108.6	12.8	100.9	0.8	111.4	106.1	4.9	105.0	4.2					
1991 4	122.4	119.5	8.2	102.4	2.8	125.0	121.1	7.3	103.2	5.3					
1992 1	109.6	106.6	4.3	102.8	3.3	103.8	101.2	2.7	102.6	4.7					
1992 2	118.7	115.6	5.3	102.7	1.9	118.4	115.2	11.4	102.8	0.4					
1992 3	116.4	114.9	5.8	101.3	0.4	114.2	116.2	9.5	98.3	-6.4					
1992 4	129.2	127.9	7.0	101.0	-1.4	118.5	119.2	-1.6	99.4	-3.7					
1993 1	96.2	97.1	-8.9	99.1	-3.6	92.9	92.3	-8.8	100.6	-1.9					
1993 2	107.3	107.2	-7.3	100.1	-2.5	105.9	105.8	-8.2	100.1	-2.6					
1993 3	106.0	106.2	-7.6	99.8	-1.5	110.6	107.9	-7.1	102.5	4.3					
1993 4	120.4	121.1	-5.3	99.4	-1.6	120.3	117.3	-1.6	102.6	3.2					
	Monatliche Indizes					Monthly Indices					Indices mensuels				
1989 1	80.8	84.2	17.3	96.0	7.5	84.8	83.4	28.7	101.7	4.0					
1989 2	78.9	82.2	3.3	96.0	7.7	77.8	76.9	8.5	101.2	4.2					
1989 3	92.0	94.3	1.5	97.6	6.1	84.5	83.6	-3.7	101.1	2.7					
1989 4	91.4	94.2	13.9	97.0	6.2	86.9	85.1	0.7	102.1	8.4					
1989 5	93.7	95.4	7.0	98.2	6.3	90.2	88.6	7.4	101.8	6.4					
1989 6	102.0	103.1	10.7	98.9	8.2	99.0	95.0	8.4	104.2	10.5					
1989 7	93.3	94.0	11.4	99.3	9.7	91.7	88.6	1.6	103.5	6.0					
1989 8	91.3	90.8	1.6	100.6	12.7	98.0	95.0	4.4	103.2	5.8					
1989 9	96.7	95.5	2.2	101.3	10.0	103.0	99.7	9.6	103.3	3.2					
1989 10	111.9	110.9	10.6	100.9	10.3	116.2	113.5	18.2	102.4	2.7					
1989 11	110.4	109.6	6.2	100.7	8.2	105.5	104.0	8.0	101.4	1.8					
1989 12	97.2	97.6	-3.7	99.6	5.5	98.2	97.7	3.7	100.5	0.5					

EU Ausfuhr
BEC 122: NAHRUNGSMITTEL
U. GETRAENKE / BEARB. /
HAUPT. F. DEN PRIV.
VERBRAUCH

EU Exports
BEC 122: FOOD AND
BEVERAGES /
PROCESSED / MAINLY
FOR HOUSEHOLD
CONSUMPTION

Exportations UE
GCE 122: PRODUITS
ALIMENT. ET BOISSONS /
TRANSFORM / PRINCIP.
CONSOM. DES MENAGES

	Intra-EU Intra-EU Intra-UE					Extra-EU Extra-EU Extra-UE					
	VAL	VOL	VOL Δ%	UV	UV Δ%	VAL	VOL	VOL Δ%	UV	UV Δ%	
	Jährliche Indizes			Annual Indices			Indices annuels				
1980	42.3	61.6	1.5	68.6	6.0	52.9	80.5	12.4	65.7	15.7	
1981	49.3	65.2	5.8	75.6	10.2	72.0	92.3	14.7	78.0	18.7	
1982	55.3	66.9	2.6	82.6	9.3	71.5	87.7	-5.0	81.5	4.5	
1983	58.7	69.9	4.5	84.0	1.7	72.2	86.8	-1.0	83.2	2.1	
1984	64.7	74.2	6.2	87.2	3.8	84.6	98.1	13.0	86.2	3.6	
1985	70.3	77.8	4.9	90.3	3.6	89.7	100.2	2.1	89.5	3.8	
1986	73.1	81.9	5.3	89.2	-1.2	78.5	92.8	-7.4	84.6	-5.5	
1987	78.1	88.4	7.9	88.3	-1.0	77.4	95.6	3.0	81.0	-4.3	
1988	84.5	91.4	3.4	92.5	4.8	84.0	96.1	0.5	87.4	7.9	
1989	96.5	96.6	5.7	99.9	8.0	99.0	100.3	4.4	98.7	12.9	
1990	100.0	100.0	3.5	100.0	0.1	100.0	100.0	-0.3	100.0	1.3	
1991	110.6	109.7	9.7	100.8	0.8	104.6	104.6	4.6	100.0	0.0	
1992	116.9	114.6	4.5	102.0	1.2	109.6	107.1	2.4	102.3	2.3	
1993	116.9	116.0	1.2	100.8	-1.2	120.4	115.3	7.7	104.4	2.1	
	Vierteljährliche Indizes			Quarterly Indices			Indices trimestriels				
1989 1	86.5	88.7	7.5	97.5	7.4	92.0	95.9	16.7	95.9	15.7	
1989 2	96.4	97.0	10.1	99.4	6.8	99.9	101.2	14.9	98.7	13.8	
1989 3	96.1	94.9	2.4	101.3	10.6	105.2	105.6	12.3	99.6	12.8	
1989 4	106.8	105.6	3.9	101.1	7.4	118.8	118.4	14.5	100.3	10.6	
1990 1	94.4	94.6	6.7	99.8	2.4	94.8	94.0	-2.0	100.9	5.2	
1990 2	100.9	99.7	2.8	101.2	1.8	98.4	97.1	-4.1	101.3	2.6	
1990 3	94.9	94.9	0.0	100.0	-1.3	98.1	97.1	-8.0	101.0	1.4	
1990 4	109.5	110.5	4.6	99.1	-2.0	107.4	110.4	-6.8	97.3	-3.0	
1991 1	102.6	103.1	9.0	99.5	-0.3	94.5	97.0	3.2	97.4	-3.5	
1991 2	109.3	108.5	8.8	100.7	-0.5	97.1	97.8	0.7	99.3	-2.0	
1991 3	108.7	108.2	14.0	100.5	0.5	106.5	105.0	8.1	101.4	0.4	
1991 4	121.7	119.2	7.9	102.1	3.0	117.4	115.6	4.7	101.6	4.4	
1992 1	109.8	106.7	3.5	102.9	3.4	110.7	107.4	10.7	103.1	5.9	
1992 2	117.6	114.2	5.3	103.0	2.3	116.6	111.6	14.1	104.5	5.2	
1992 3	116.3	114.4	5.7	101.7	1.2	115.3	114.2	8.8	101.0	-0.4	
1992 4	128.4	127.3	6.8	100.9	-1.2	126.9	125.8	8.8	100.9	-0.7	
1993 1	106.8	105.6	-1.0	101.1	-1.7	103.0	99.8	-7.1	103.2	0.1	
1993 2	115.9	114.3	0.1	101.4	-1.6	110.3	106.3	-4.7	103.8	-0.7	
1993 3	115.1	114.6	0.2	100.4	-1.3	122.8	117.1	2.5	104.9	3.9	
1993 4	128.3	127.7	0.3	100.5	-0.4	145.5	138.0	9.7	105.4	4.5	
	Monatliche Indizes			Monthly Indices			Indices mensuels				
1989 1	80.0	82.9	15.6	96.5	6.7	86.4	91.7	31.2	94.2	16.2	
1989 2	82.7	84.9	5.5	97.4	7.2	89.5	93.7	13.7	95.5	15.1	
1989 3	96.6	98.3	3.0	98.3	7.9	100.0	102.4	8.6	97.7	16.3	
1989 4	91.2	92.9	11.4	98.2	5.8	97.0	99.9	16.2	97.1	11.7	
1989 5	97.8	98.4	13.8	99.4	6.1	99.7	101.2	20.9	98.5	13.9	
1989 6	100.2	99.8	5.8	100.4	8.1	103.0	102.6	8.6	100.4	15.8	
1989 7	93.7	93.3	4.6	100.4	9.7	97.8	99.5	9.9	98.3	17.0	
1989 8	92.3	91.3	2.7	101.1	12.8	97.8	98.6	13.2	99.2	11.8	
1989 9	102.2	99.9	-0.2	102.3	9.5	119.9	118.7	13.9	101.0	10.1	
1989 10	113.6	111.6	9.8	101.8	9.1	128.2	126.9	21.4	101.0	13.4	
1989 11	112.7	111.4	5.7	101.2	6.8	123.2	122.5	13.1	100.6	12.5	
1989 12	94.3	94.0	-4.0	100.3	6.4	105.0	106.0	8.9	99.1	5.5	

BEC 122: NAHRUNGSMITTEL
U. GETRAENKE / BEARB. /
HAUPT. F. DEN PRIV.
VERBRAUCH

BEC 122: FOOD AND
BEVERAGES /
PROCESSED / MAINLY
FOR HOUSEHOLD
CONSUMPTION

GCE 122: PRODUITS
ALIMENT. ET BOISSONS /
TRANSFORM. / PRINCIP.
CONSOM. DES MENAGES

	Intra-EU Intra-EU Intra-UE					Extra-EU Extra-EU Extra-UE					
	VAL	VOL	VOL Δ%	UV	UV Δ%	VAL	VOL	VOL Δ%	UV	UV Δ%	
	Monatliche Indizes			Monthly Indices			Indices mensuels				
1990 1	91.3	92.1	9.4	99.1	3.2	98.2	98.7	18.3	99.5	-2.2	
1990 2	85.5	86.3	5.0	99.1	3.2	80.2	80.0	4.0	100.2	-1.0	
1990 3	102.3	103.0	9.2	99.3	1.7	95.7	95.1	13.8	100.6	-0.5	
1990 4	97.5	97.1	3.1	100.4	3.5	96.9	95.2	11.9	101.8	-0.3	
1990 5	103.9	103.1	8.1	100.8	2.6	99.8	98.9	11.6	100.9	-0.9	
1990 6	99.8	97.7	-5.2	102.1	3.2	92.9	91.6	-3.6	101.4	-2.7	
1990 7	98.9	97.8	4.0	101.1	1.8	104.2	102.1	15.2	102.1	-1.4	
1990 8	91.5	92.0	1.3	99.5	-1.1	103.6	103.4	8.8	100.2	-2.9	
1990 9	99.0	99.2	3.9	99.8	-1.5	98.0	97.8	-1.9	100.2	-3.0	
1990 10	112.2	112.9	1.8	99.4	-1.5	120.3	121.5	7.0	99.0	-3.3	
1990 11	115.6	115.9	5.7	99.7	-1.0	109.5	112.8	8.5	97.1	-4.2	
1990 12	102.0	102.3	4.8	99.7	0.1	102.0	104.3	6.8	97.8	-2.7	
1991 1	105.6	106.7	15.9	99.0	-0.1	102.6	104.2	5.6	98.5	-1.0	
1991 2	94.3	94.9	10.0	99.4	0.3	88.1	90.9	13.6	96.9	-3.3	
1991 3	105.3	105.1	2.0	100.2	0.9	98.9	100.5	5.7	98.4	-2.2	
1991 4	109.6	109.5	12.8	100.1	-0.3	107.0	105.4	10.7	101.5	-0.3	
1991 5	112.4	110.8	7.5	101.4	0.6	107.3	104.4	5.6	102.8	1.9	
1991 6	110.1	109.0	11.6	101.0	-1.1	103.5	100.6	9.8	102.9	1.5	
1991 7	113.5	112.5	15.0	100.9	-0.2	117.8	111.9	9.6	105.3	3.1	
1991 8	101.4	101.4	10.2	100.0	0.5	103.3	98.7	-4.5	104.7	4.5	
1991 9	113.8	111.9	12.8	101.7	1.9	113.2	107.9	10.3	104.9	4.7	
1991 10	125.7	123.6	9.5	101.7	2.3	129.2	125.6	3.4	102.9	3.9	
1991 11	124.7	121.5	4.8	102.6	2.9	125.5	120.4	6.7	104.2	7.3	
1991 12	116.7	113.4	10.9	102.9	3.2	120.3	117.3	12.5	102.6	4.9	
1992 1	105.1	102.4	-4.0	102.6	3.6	111.0	108.5	4.1	102.3	3.9	
1992 2	106.6	103.8	9.4	102.7	3.3	91.9	89.8	-1.2	102.3	5.6	
1992 3	117.0	113.7	8.2	102.9	2.7	108.8	105.4	4.9	103.2	4.9	
1992 4	121.9	118.2	7.9	103.1	3.0	128.6	123.5	17.2	104.1	2.6	
1992 5	114.7	111.4	0.5	103.0	1.6	110.7	107.3	2.8	103.2	0.4	
1992 6	119.5	117.3	7.6	101.9	0.9	116.2	114.9	14.2	101.1	-1.7	
1992 7	123.0	120.9	7.5	101.7	0.8	120.9	121.4	8.5	99.6	-5.4	
1992 8	106.0	104.4	3.0	101.5	1.5	105.7	107.6	9.0	98.2	-6.2	
1992 9	120.5	119.4	6.7	100.9	-0.8	116.1	119.6	10.8	97.1	-7.4	
1992 10	130.1	128.4	3.9	101.3	-0.4	122.0	125.0	-0.5	97.6	-5.2	
1992 11	124.6	123.4	1.6	101.0	-1.6	111.5	112.1	-6.9	99.5	-4.5	
1992 12	133.0	131.8	16.2	100.9	-1.9	121.8	120.5	2.7	101.1	-1.5	
1993 1	85.6	86.9	-15.1	98.5	-4.0	86.9	85.9	-20.8	101.2	-1.1	
1993 2	94.2	94.9	-8.6	99.3	-3.3	85.9	85.7	-4.6	100.2	-2.1	
1993 3	109.2	109.7	-3.5	99.5	-3.3	105.7	105.3	-0.1	100.4	-2.7	
1993 4	103.5	103.0	-12.9	100.5	-2.5	105.7	105.1	-14.9	100.6	-3.4	
1993 5	107.2	106.9	-4.0	100.3	-2.6	101.7	101.9	-5.0	99.8	-3.3	
1993 6	111.0	111.6	-4.9	99.5	-2.4	110.2	110.4	-3.9	99.8	-1.3	
1993 7	104.6	104.6	-13.5	100.0	-1.7	115.2	113.1	-6.8	101.9	2.3	
1993 8	104.3	104.4	0.0	99.9	-1.6	103.4	100.1	-7.0	103.3	5.2	
1993 9	109.4	109.8	-8.0	99.6	-1.3	113.0	110.4	-7.7	102.4	5.5	
1993 10	111.6	112.3	-12.5	99.4	-1.9	112.9	110.9	-11.3	101.8	4.3	
1993 11	120.6	121.4	-1.6	99.3	-1.7	123.2	120.3	7.3	102.4	2.9	
1993 12	128.7	129.5	-1.7	99.4	-1.5	124.9	120.7	0.2	103.5	2.4	

EU Ausfuhr
BEC 122: NAHRUNGSMITTEL
U. GETRAENKE / BEARB. /
HAUPT. F. DEN PRIV.
VERBRAUCH

EU Exports
BEC 122: FOOD AND
BEVERAGES /
PROCESSED / MAINLY
FOR HOUSEHOLD
CONSUMPTION

Exportations UE
GCE 122: PRODUITS
ALIMENT. ET BOISSONS /
TRANSFORM / PRINCIP.
CONSOM. DES MENAGES

1990=100

	Intra-EU Intra-EU Intra-UE					Extra-EU Extra-EU Extra-UE					
	VAL	VOL	VOL Δ%	UV	UV Δ%	VAL	VOL	VOL Δ%	UV	UV Δ%	
	Monatliche Indizes			Monthly Indices			Indices mensuels				
1990 1	92.3	92.8	11.9	99.5	3.1	90.6	90.6	-1.2	100.0	6.2	
1990 2	87.6	87.7	3.3	99.9	2.6	90.9	90.0	-3.9	101.0	5.8	
1990 3	103.3	103.3	5.1	100.0	1.7	102.9	101.4	-1.0	101.5	3.9	
1990 4	96.1	95.2	2.5	100.9	2.7	90.9	90.0	-9.9	101.0	4.0	
1990 5	104.3	103.3	5.0	101.0	1.6	99.4	98.1	-3.1	101.3	2.8	
1990 6	102.0	100.4	0.6	101.6	1.2	104.6	103.0	0.4	101.6	1.2	
1990 7	96.8	95.7	2.6	101.2	0.8	101.5	99.4	-0.1	102.1	3.9	
1990 8	89.1	89.8	-1.6	99.2	-1.9	94.9	94.1	-4.6	100.8	1.6	
1990 9	98.8	99.2	-0.7	99.6	-2.6	97.7	97.7	-17.7	100.0	-1.0	
1990 10	116.5	117.6	5.4	99.1	-2.7	120.5	121.2	-4.5	99.4	-1.6	
1990 11	114.7	115.5	3.7	99.3	-1.9	105.7	109.8	-10.4	96.3	-4.3	
1990 12	97.4	98.5	4.8	98.9	-1.4	96.2	100.3	-5.4	95.9	-3.2	
1991 1	102.7	103.7	11.7	99.0	-0.5	93.5	96.3	6.3	97.1	-2.9	
1991 2	96.0	96.3	9.8	99.7	-0.2	96.4	99.0	10.0	97.4	-3.6	
1991 3	109.0	109.2	5.7	99.8	-0.2	93.4	95.6	-5.7	97.7	-3.7	
1991 4	105.6	105.1	10.4	100.5	-0.4	96.4	96.9	7.7	99.5	-1.5	
1991 5	112.7	111.5	7.9	101.1	0.1	99.9	100.7	2.7	99.2	-2.1	
1991 6	109.4	108.9	8.5	100.5	-1.1	95.1	95.9	-6.9	99.2	-2.4	
1991 7	111.7	111.1	16.1	100.5	-0.7	106.3	106.4	7.0	99.9	-2.2	
1991 8	99.5	99.5	10.8	100.0	0.8	94.6	93.8	-0.3	100.8	0.0	
1991 9	115.2	113.9	14.8	101.1	1.5	118.5	114.8	17.5	103.2	3.2	
1991 10	129.2	126.9	7.9	101.8	2.7	124.7	122.9	1.4	101.5	2.1	
1991 11	123.6	121.2	4.9	102.0	2.7	116.0	114.2	4.0	101.6	5.5	
1991 12	112.2	109.6	11.3	102.4	3.5	111.7	109.7	9.4	101.8	6.2	
1992 1	108.8	106.0	2.2	102.6	3.6	108.0	106.0	10.1	101.9	4.9	
1992 2	104.0	101.0	4.9	103.0	3.3	108.4	104.3	5.4	103.9	6.7	
1992 3	116.3	112.9	3.4	103.0	3.2	115.7	111.8	16.9	103.5	5.9	
1992 4	118.4	114.6	9.0	103.3	2.8	116.0	110.1	13.6	105.4	5.9	
1992 5	112.3	108.8	-2.4	103.2	2.1	110.5	106.1	5.4	104.1	4.9	
1992 6	122.5	119.4	9.6	102.6	2.1	123.4	118.5	23.6	104.1	4.9	
1992 7	120.6	118.1	6.3	102.1	1.6	125.5	123.6	16.2	101.5	1.6	
1992 8	102.2	100.9	1.4	101.3	1.3	99.5	98.2	4.7	101.3	0.5	
1992 9	126.1	124.1	9.0	101.6	0.5	121.1	120.9	5.3	100.2	-2.9	
1992 10	135.2	132.9	4.7	101.7	-0.1	133.7	132.0	7.4	101.3	-0.2	
1992 11	128.1	127.2	5.0	100.7	-1.3	126.4	125.4	9.8	100.8	-0.8	
1992 12	122.0	121.9	11.2	100.1	-2.2	120.5	120.0	9.4	100.4	-1.4	
1993 1	97.4	96.9	-8.6	100.5	-2.0	90.1	87.6	-17.4	102.8	0.9	
1993 2	101.5	100.2	-0.8	101.3	-1.7	105.3	102.2	-2.0	103.0	-0.9	
1993 3	121.2	119.6	5.9	101.3	-1.7	113.5	109.6	-2.0	103.6	0.1	
1993 4	113.6	111.9	-2.4	101.5	-1.7	107.0	102.9	-6.5	104.0	-1.3	
1993 5	109.7	108.5	-0.3	101.1	-2.0	103.7	100.5	-5.3	103.2	-0.9	
1993 6	124.2	122.4	2.5	101.5	-1.1	120.2	115.5	-2.5	104.1	0.0	
1993 7	113.5	112.0	-5.2	101.3	-0.8	113.0	108.8	-12.0	103.9	2.4	
1993 8	106.5	106.5	5.6	100.0	-1.3	114.5	108.5	10.5	105.5	4.1	
1993 9	125.4	125.4	1.0	100.0	-1.6	141.2	134.1	10.9	105.3	5.1	
1993 10	125.5	125.2	-5.8	100.2	-1.5	142.6	137.0	3.8	104.1	2.8	
1993 11	130.2	129.2	1.6	100.8	0.1	142.8	135.6	8.1	105.3	4.5	
1993 12	129.5	128.7	5.6	100.6	0.5	151.4	141.6	18.0	106.9	6.5	

	Intra-EU Intra-EU Intra-UE					Extra-EU Extra-EU Extra-UE									
	VAL	VOL	VOL Δ%	UV	UV Δ%	VAL	VOL	VOL Δ%	UV	UV Δ%					
	Jährliche Indizes					Annual Indices					Indices annuels				
1980	43.6	62.4	0.2	69.9	11.0	54.7	72.8	0.0	75.2	14.1					
1981	45.9	61.6	-1.3	74.5	6.6	56.5	66.9	-8.1	84.4	12.2					
1982	49.9	61.7	0.2	80.9	8.6	59.9	67.7	1.2	88.5	4.9					
1983	54.7	64.6	4.7	84.7	4.7	64.9	69.1	2.1	93.9	6.1					
1984	64.9	70.2	8.7	92.5	9.2	78.7	74.9	8.4	105.1	11.9					
1985	71.1	73.5	4.7	96.8	4.6	82.1	76.7	2.4	107.1	1.9					
1986	70.7	76.4	3.9	92.5	-4.4	74.4	79.8	4.0	93.2	-13.0					
1987	73.4	80.6	5.5	91.1	-1.5	73.7	82.3	3.1	89.5	-4.0					
1988	84.6	89.7	11.3	94.3	3.5	92.3	94.9	15.3	97.3	8.7					
1989	97.7	96.1	7.1	101.7	7.8	103.2	95.7	0.8	107.8	10.8					
1990	100.0	100.0	4.1	100.0	-1.7	100.0	100.0	4.5	100.0	-7.2					
1991	100.3	101.7	1.7	98.6	-1.4	99.7	102.4	2.4	97.4	-2.6					
1992	100.4	103.3	1.6	97.2	-1.4	99.6	106.3	3.8	93.7	-3.8					
1993	87.8	90.9	-12.0	96.6	-0.6	100.6	107.0	0.7	94.0	0.3					
	Vierteljährliche Indizes					Quarterly Indices					Indices trimestriels				
1989 1	99.8	98.4	13.5	101.4	8.8	106.0	99.0	11.0	107.1	13.5					
1989 2	105.7	103.0	13.8	102.6	9.1	112.7	103.3	9.2	109.1	13.8					
1989 3	90.0	88.3	7.3	101.9	7.6	100.1	92.1	2.0	108.7	8.8					
1989 4	100.8	99.7	4.8	101.1	6.0	103.4	97.5	-0.1	106.1	7.2					
1990 1	104.0	103.0	4.7	101.0	-0.4	105.1	102.9	3.9	102.1	-4.7					
1990 2	104.0	103.6	0.6	100.4	-2.1	104.3	102.9	-0.4	101.4	-7.1					
1990 3	90.4	90.9	2.9	99.4	-2.5	92.5	93.1	1.1	99.4	-8.6					
1990 4	101.8	102.7	3.0	99.1	-2.0	98.2	101.2	3.8	97.0	-8.6					
1991 1	103.6	103.8	0.8	99.8	-1.2	100.0	104.3	1.4	95.9	-6.1					
1991 2	104.7	105.7	2.0	99.1	-1.3	104.7	105.9	2.9	98.9	-2.5					
1991 3	92.2	93.8	3.2	98.3	-1.1	97.3	98.7	6.0	98.6	-0.8					
1991 4	99.4	102.3	-0.4	97.2	-1.9	96.4	100.2	-1.0	96.2	-0.8					
1992 1	106.8	109.2	5.2	97.8	-2.0	105.2	111.0	6.4	94.8	-1.1					
1992 2	105.3	107.8	2.0	97.7	-1.4	105.1	110.5	4.3	95.1	-3.8					
1992 3	93.9	97.2	3.6	96.6	-1.7	93.6	101.6	2.9	92.1	-6.6					
1992 4	97.9	101.4	-0.9	96.5	-0.7	96.1	103.7	3.5	92.7	-3.6					
1993 1	87.7	90.1	-17.5	97.3	-0.5	100.1	106.2	-4.3	94.3	-0.5					
1993 2	89.0	92.1	-14.6	96.6	-1.1	102.3	109.9	-0.5	93.1	-2.1					
1993 3	80.6	83.4	-14.2	96.6	0.0	98.1	103.5	1.9	94.8	2.9					
1993 4	89.9	93.6	-7.7	96.0	-0.5	102.2	108.6	4.7	94.1	1.5					
	Monatliche Indizes					Monthly Indices					Indices mensuels				
1989 1	96.5	95.7	26.4	100.8	9.7	104.6	99.2	23.8	105.4	13.9					
1989 2	96.7	95.2	11.3	101.6	8.7	101.8	94.8	8.7	107.4	13.9					
1989 3	106.1	104.3	5.4	101.7	8.1	111.7	102.9	2.6	108.6	13.1					
1989 4	102.4	100.0	18.2	102.4	7.9	109.1	100.8	13.6	108.2	13.2					
1989 5	103.7	101.0	11.8	102.7	9.6	113.3	104.0	9.7	108.9	12.8					
1989 6	110.6	107.8	11.7	102.6	9.7	115.6	105.0	4.7	110.1	15.2					
1989 7	95.0	92.8	10.2	102.4	8.0	101.2	92.9	1.6	108.9	9.3					
1989 8	77.9	76.4	9.1	102.0	7.4	92.0	85.4	3.4	107.7	6.8					
1989 9	97.0	95.6	3.0	101.5	7.4	107.3	98.1	1.3	109.4	9.9					
1989 10	108.5	106.9	8.7	101.5	6.7	110.5	102.7	5.1	107.6	7.1					
1989 11	104.8	103.9	7.4	100.9	5.8	107.6	101.1	1.8	106.4	8.0					
1989 12	88.9	88.3	-2.3	100.7	5.3	92.3	88.6	-7.4	104.2	6.2					

EU Ausfuhr
BEC 2: INDUSTRIELLE
ERZEUGNISSE A.N.G.

EU Exports
BEC 2: INDUSTRIAL
SUPPLIES N.E.S.

Exportations UE
GCE 2:
APPROVISIONNEMENTS
INDUSTRIELS N.D.A.

1990=100

	Intra-EU Intra-EU Intra-UE					Extra-EU Extra-EU Extra-UE									
	VAL	VOL	VOL Δ%	UV	UV Δ%	VAL	VOL	VOL Δ%	UV	UV Δ%					
	Jährliche Indizes					Annual Indices					Indices annuels				
1980	46.4	65.6	-0.9	70.8	10.6	58.2	82.8	0.2	70.3	12.7					
1981	48.0	63.8	-2.7	75.2	6.2	67.9	88.1	6.4	77.1	9.7					
1982	52.6	64.6	1.3	81.5	8.4	71.3	84.9	-3.6	84.0	8.9					
1983	56.7	66.4	2.8	85.4	4.8	76.2	86.8	2.2	87.8	4.5					
1984	67.2	72.3	8.9	93.0	8.9	90.0	94.5	8.9	95.2	8.4					
1985	73.4	75.5	4.4	97.2	4.5	96.8	97.2	2.9	99.6	4.6					
1986	72.3	78.2	3.6	92.5	-4.8	83.5	89.4	-8.0	93.4	-6.2					
1987	74.8	82.0	4.9	91.2	-1.4	82.1	90.0	0.7	91.2	-2.4					
1988	86.5	91.6	11.7	94.4	3.5	95.7	100.5	11.7	95.2	4.4					
1989	99.3	97.7	6.7	101.6	7.6	106.8	103.1	2.6	103.6	8.8					
1990	100.0	100.0	2.4	100.0	-1.6	100.0	100.0	-3.0	100.0	-3.5					
1991	99.8	101.5	1.5	98.3	-1.7	102.1	102.0	2.0	100.1	0.1					
1992	99.6	102.6	1.1	97.1	-1.2	103.0	103.9	1.9	99.1	-1.0					
1993	96.1	98.7	-3.8	97.4	0.3	118.9	116.2	11.8	102.3	3.2					
	Vierteljährliche Indizes					Quarterly Indices					Indices trimestriels				
1989 1	100.3	99.1	13.9	101.2	8.4	105.6	102.9	16.9	102.6	9.7					
1989 2	107.3	105.0	12.4	102.2	9.0	119.9	115.2	17.6	104.1	10.4					
1989 3	92.3	90.6	7.3	101.9	7.3	108.6	103.7	9.5	104.7	8.7					
1989 4	101.5	100.4	2.7	101.1	5.9	115.6	112.0	8.6	103.2	6.9					
1990 1	104.3	103.4	4.3	100.9	-0.3	104.3	102.6	-0.3	101.7	-0.9					
1990 2	104.3	104.1	-0.9	100.2	-2.0	103.2	103.0	-10.6	100.2	-3.7					
1990 3	90.1	90.4	-0.2	99.7	-2.2	93.2	93.3	-10.0	99.9	-4.6					
1990 4	101.3	102.2	1.8	99.1	-2.0	99.6	101.4	-9.5	98.2	-4.8					
1991 1	103.5	104.1	0.7	99.4	-1.5	95.2	96.1	-6.3	99.1	-2.6					
1991 2	104.4	105.9	1.7	98.6	-1.6	103.4	102.8	-0.2	100.6	0.4					
1991 3	91.1	92.8	2.7	98.2	-1.5	101.3	99.8	7.0	101.5	1.6					
1991 4	99.7	103.0	0.8	96.8	-2.3	108.2	108.9	7.4	99.4	1.2					
1992 1	105.3	107.6	3.4	97.9	-1.5	101.4	101.1	5.2	100.3	1.2					
1992 2	104.7	107.1	1.1	97.8	-0.8	106.0	105.9	3.0	100.1	-0.5					
1992 3	93.3	96.6	4.1	96.6	-1.6	100.5	102.9	3.1	97.7	-3.7					
1992 4	96.1	100.0	-2.9	96.1	-0.7	108.4	110.3	1.3	98.3	-1.1					
1993 1	98.4	100.5	-6.6	97.9	0.0	109.0	107.3	6.1	101.6	1.3					
1993 2	97.1	99.4	-7.2	97.7	-0.1	120.4	118.3	11.7	101.8	1.7					
1993 3	87.8	90.4	-6.4	97.1	0.5	117.0	113.8	10.6	102.8	5.2					
1993 4	97.2	100.1	0.1	97.1	1.0	129.4	125.8	14.1	102.9	4.7					
	Monatliche Indizes					Monthly Indices					Indices mensuels				
1989 1	94.8	94.5	22.6	100.3	9.6	97.5	96.1	32.2	101.5	10.3					
1989 2	97.9	96.5	13.0	101.5	7.5	102.0	99.0	14.1	103.0	9.8					
1989 3	108.1	106.3	8.0	101.7	8.0	117.1	113.6	8.9	103.1	9.3					
1989 4	103.3	101.4	13.7	101.9	8.3	115.6	111.8	20.9	103.4	9.3					
1989 5	104.3	102.0	10.4	102.3	8.5	117.3	112.7	15.2	104.1	10.5					
1989 6	114.3	111.6	13.3	102.4	10.1	127.0	121.2	16.9	104.8	11.5					
1989 7	96.0	94.0	6.3	102.1	8.2	112.2	106.7	8.3	105.2	9.9					
1989 8	78.0	76.6	9.6	101.8	6.4	99.1	95.1	6.5	104.2	8.8					
1989 9	102.9	101.1	6.6	101.8	7.2	114.7	109.4	13.7	104.8	7.6					
1989 10	110.0	108.4	6.0	101.5	7.0	119.8	115.1	8.4	104.1	8.2					
1989 11	105.2	104.2	6.1	101.0	5.8	117.8	114.4	13.6	103.0	6.4					
1989 12	89.3	88.5	-4.9	100.9	5.0	109.1	106.6	4.1	102.3	6.0					

BEC 2: INDUSTRIELLE
ERZEUGNISSE A.N.G.BEC 2: INDUSTRIAL
SUPPLIES N.E.S.GCE 2:
APPROVISIONNEMENTS
INDUSTRIELS N.D.A.

	Intra-EU Intra-EU Intra-UE					Extra-EU Extra-EU Extra-UE									
	VAL	VOL	VOL Δ%	UV	UV Δ%	VAL	VOL	VOL Δ%	UV	UV Δ%					
	Monatliche Indizes					Monthly Indices					Indices mensuels				
1990 1	102.2	100.7	5.2	101.5	0.7	109.0	105.8	6.7	103.0	-2.3					
1990 2	98.2	97.3	2.2	100.9	-0.7	96.3	94.7	-0.1	101.7	-5.3					
1990 3	111.6	110.9	6.3	100.6	-1.1	110.0	108.2	5.2	101.7	-6.4					
1990 4	100.7	100.0	0.0	100.7	-1.7	99.6	97.5	-3.3	102.2	-5.5					
1990 5	107.6	107.3	6.2	100.3	-2.3	109.3	108.2	4.0	101.0	-7.3					
1990 6	103.7	103.6	-3.9	100.1	-2.4	104.2	103.2	-1.7	101.0	-8.3					
1990 7	99.0	99.4	7.1	99.6	-2.7	99.5	99.2	6.8	100.3	-7.9					
1990 8	76.0	76.4	0.0	99.5	-2.5	85.8	86.6	1.4	99.1	-8.0					
1990 9	95.9	96.8	1.3	99.1	-2.4	92.4	93.4	-4.8	98.9	-9.6					
1990 10	111.4	112.3	5.1	99.2	-2.3	107.8	110.2	7.3	97.8	-9.1					
1990 11	107.1	108.3	4.2	98.9	-2.0	104.6	107.5	6.3	97.3	-8.6					
1990 12	86.8	87.6	-0.8	99.1	-1.6	82.0	85.8	-3.2	95.6	-8.3					
1991 1	107.7	107.5	6.8	100.2	-1.3	108.8	113.0	6.8	96.3	-6.5					
1991 2	98.9	99.1	1.8	99.8	-1.1	94.6	99.3	4.9	95.3	-6.3					
1991 3	104.2	104.9	-5.4	99.3	-1.3	96.7	100.6	-7.0	96.1	-5.5					
1991 4	105.1	106.1	6.1	99.1	-1.6	108.9	110.6	13.4	98.5	-3.6					
1991 5	105.0	105.8	-1.4	99.2	-1.1	106.6	107.7	-0.5	99.0	-2.0					
1991 6	103.9	105.1	1.4	98.9	-1.2	98.8	99.5	-3.6	99.3	-1.7					
1991 7	104.3	105.7	6.3	98.7	-0.9	107.2	107.2	8.1	100.0	-0.3					
1991 8	74.1	75.3	-1.4	98.4	-1.1	84.3	85.9	-0.8	98.1	-1.0					
1991 9	98.2	100.3	3.6	97.9	-1.2	100.3	103.0	10.3	97.4	-1.5					
1991 10	110.3	113.2	0.8	97.4	-1.8	105.3	108.9	-1.2	96.7	-1.1					
1991 11	100.1	103.1	-4.8	97.1	-1.8	98.0	101.3	-5.8	96.7	-0.6					
1991 12	88.0	90.6	3.4	97.1	-2.0	85.7	90.3	5.2	94.9	-0.7					
1992 1	102.0	104.1	-3.2	98.0	-2.2	104.6	110.7	-2.0	94.5	-1.9					
1992 2	104.1	106.6	7.6	97.7	-2.1	100.2	106.1	6.8	94.4	-0.9					
1992 3	114.2	116.9	11.4	97.7	-1.6	110.8	116.1	15.4	95.4	-0.7					
1992 4	110.4	112.9	6.4	97.8	-1.3	106.9	112.1	1.4	95.4	-3.1					
1992 5	100.2	102.4	-3.2	97.9	-1.3	103.3	108.2	0.5	95.5	-3.5					
1992 6	105.3	108.1	2.9	97.4	-1.5	105.1	111.2	11.8	94.5	-4.8					
1992 7	106.9	110.0	4.1	97.2	-1.5	103.8	111.5	4.0	93.1	-6.9					
1992 8	72.4	74.9	-0.5	96.7	-1.7	77.6	84.4	-1.7	91.9	-6.3					
1992 9	102.3	106.7	6.4	95.9	-2.0	99.4	109.0	5.8	91.2	-6.4					
1992 10	105.9	109.7	-3.1	96.5	-0.9	100.8	109.6	0.6	92.0	-4.9					
1992 11	97.3	100.9	-2.1	96.4	-0.7	96.5	104.2	2.9	92.6	-4.2					
1992 12	90.3	93.5	3.2	96.6	-0.5	91.0	97.1	7.5	93.7	-1.3					
1993 1	76.8	78.8	-24.3	97.4	-0.6	92.8	98.7	-10.8	94.0	-0.5					
1993 2	88.2	90.3	-15.3	97.7	0.0	97.4	103.5	-2.5	94.1	-0.3					
1993 3	98.2	101.3	-13.3	96.9	-0.8	110.1	116.4	0.3	94.6	-0.8					
1993 4	87.8	90.6	-19.8	96.9	-0.9	103.9	110.7	-1.2	93.9	-1.6					
1993 5	85.8	89.3	-12.8	96.1	-1.8	96.0	103.7	-4.2	92.6	-3.0					
1993 6	93.2	96.3	-10.9	96.8	-0.6	106.9	115.3	3.7	92.7	-1.9					
1993 7	83.9	86.8	-21.1	96.7	-0.5	104.2	110.0	-1.3	94.7	1.7					
1993 8	67.5	69.7	-6.9	96.8	0.1	86.1	90.3	7.0	95.3	3.7					
1993 9	90.4	93.8	-12.1	96.4	0.5	104.0	110.2	1.1	94.4	3.5					
1993 10	89.1	93.0	-15.2	95.8	-0.7	101.3	108.2	-1.3	93.6	1.7					
1993 11	89.1	92.6	-8.2	96.2	-0.2	107.1	113.6	9.0	94.3	1.8					
1993 12	91.3	95.1	1.7	96.0	-0.6	98.1	104.0	7.1	94.3	0.6					

BEC 2: INDUSTRIELLE
ERZEUGNISSE A.N.G.BEC 2: INDUSTRIAL
SUPPLIES N.E.S.GCE 2:
APPROVISIONNEMENTS
INDUSTRIELS N.D.A.

	Intra-EU Intra-EU Intra-UE					Extra-EU Extra-EU Extra-UE									
	VAL	VOL	VOL Δ%	UV	UV Δ%	VAL	VOL	VOL Δ%	UV	UV Δ%					
	Monatliche Indizes					Monthly Indices					Indices mensuels				
1990 1	103.4	101.9	7.8	101.5	1.2	102.1	99.7	3.7	102.4	0.9					
1990 2	98.2	97.4	0.9	100.8	-0.7	99.3	97.7	-1.3	101.6	-1.4					
1990 3	111.2	110.8	4.2	100.4	-1.3	111.7	110.5	-2.7	101.1	-1.9					
1990 4	101.2	101.1	-0.3	100.1	-1.8	99.4	99.2	-11.3	100.2	-3.1					
1990 5	106.8	106.4	4.3	100.4	-1.9	108.0	108.0	-4.2	100.0	-3.9					
1990 6	105.2	104.9	-6.0	100.3	-2.1	102.2	101.8	-16.0	100.4	-4.2					
1990 7	98.1	98.1	4.4	100.0	-2.1	102.3	101.6	-4.8	100.7	-4.3					
1990 8	76.2	76.7	0.1	99.3	-2.5	87.4	87.6	-7.9	99.8	-4.2					
1990 9	96.3	96.5	-4.5	99.8	-2.0	90.0	90.7	-17.1	99.2	-5.3					
1990 10	113.7	114.5	5.6	99.3	-2.2	104.8	105.9	-8.0	99.0	-4.9					
1990 11	106.0	106.9	2.6	99.2	-1.8	102.4	104.6	-8.6	97.9	-5.0					
1990 12	84.2	85.2	-3.7	98.8	-2.1	91.5	93.8	-12.0	97.6	-4.6					
1991 1	106.5	106.8	4.8	99.7	-1.8	91.6	92.2	-7.5	99.4	-2.9					
1991 2	98.8	99.6	2.3	99.2	-1.6	92.4	93.6	-4.2	98.7	-2.9					
1991 3	105.3	106.0	-4.3	99.3	-1.1	101.9	102.6	-7.1	99.3	-1.8					
1991 4	106.0	107.3	6.1	98.8	-1.3	100.9	100.9	1.7	100.0	-0.2					
1991 5	103.6	105.1	-1.2	98.6	-1.8	106.7	105.5	-2.3	101.1	1.1					
1991 6	103.4	105.2	0.3	98.3	-2.0	102.6	102.0	0.2	100.6	0.2					
1991 7	101.6	103.1	5.1	98.5	-1.5	115.9	112.9	11.1	102.7	2.0					
1991 8	74.5	75.6	-1.4	98.6	-0.7	92.8	91.3	4.2	101.6	1.8					
1991 9	97.1	99.6	3.2	97.5	-2.3	95.5	95.4	5.2	100.1	0.9					
1991 10	111.6	115.2	0.6	96.9	-2.4	116.9	116.9	10.4	100.0	1.0					
1991 11	100.1	103.7	-3.0	96.5	-2.7	105.6	106.8	2.1	98.9	1.0					
1991 12	87.3	90.0	5.6	97.0	-1.8	102.2	103.1	9.9	99.1	1.5					
1992 1	102.2	104.3	-2.3	98.0	-1.7	95.7	95.9	4.0	99.8	0.4					
1992 2	102.4	104.8	5.2	97.7	-1.5	97.8	97.3	4.0	100.5	1.8					
1992 3	111.5	113.9	7.5	97.9	-1.4	110.7	110.0	7.2	100.6	1.3					
1992 4	108.2	110.4	2.9	98.0	-0.8	110.3	109.5	8.5	100.7	0.7					
1992 5	100.1	102.4	-2.6	97.8	-0.8	101.9	101.7	-3.6	100.2	-0.9					
1992 6	105.8	108.6	3.2	97.4	-0.9	106.2	106.6	4.5	99.6	-1.0					
1992 7	104.8	107.8	4.6	97.2	-1.3	114.5	116.7	3.4	98.1	-4.5					
1992 8	72.5	75.1	-0.7	96.6	-2.0	86.3	88.2	-3.4	97.9	-3.6					
1992 9	102.7	106.9	7.3	96.1	-1.4	101.0	104.0	9.0	97.1	-3.0					
1992 10	107.7	111.8	-3.0	96.3	-0.6	110.8	113.5	-2.9	97.6	-2.4					
1992 11	96.2	100.1	-3.5	96.1	-0.4	104.0	105.6	-1.1	98.5	-0.4					
1992 12	84.4	88.0	-2.2	95.9	-1.1	110.7	111.9	8.5	98.9	-0.2					
1993 1	91.4	93.2	-10.6	98.1	0.1	94.4	92.8	-3.2	101.7	1.9					
1993 2	96.2	98.9	-5.6	97.3	-0.4	107.1	105.8	8.7	101.2	0.7					
1993 3	107.5	109.4	-4.0	98.3	0.4	125.7	123.4	12.2	101.9	1.3					
1993 4	94.5	96.6	-12.5	97.8	-0.2	118.0	115.6	5.6	102.1	1.4					
1993 5	93.7	95.4	-6.8	98.2	0.4	114.4	111.6	9.7	102.5	2.3					
1993 6	103.1	106.2	-2.2	97.1	-0.3	129.1	127.8	19.9	101.0	1.4					
1993 7	91.0	93.2	-13.5	97.6	0.4	123.8	120.9	3.6	102.4	4.4					
1993 8	72.5	74.7	-0.5	97.1	0.5	103.9	100.9	14.4	103.0	5.2					
1993 9	99.7	103.3	-3.4	96.5	0.4	123.0	119.4	14.8	103.0	6.1					
1993 10	99.6	103.3	-7.6	96.4	0.1	127.4	123.8	9.1	102.9	5.4					
1993 11	98.4	101.2	1.1	97.2	1.1	126.1	122.2	15.7	103.2	4.8					
1993 12	93.6	95.8	8.9	97.7	1.9	134.7	131.3	17.3	102.6	3.7					

**BEC 21: INDUSTRIELLE
ERZEUGNISSE A.N.G. /
UNBEARBEITET**

**BEC 21: INDUSTRIAL
SUPPLIES N.E.S. /
PRIMARY**

**GCE 21:
APPROVISIONNEMENTS
INDUSTRIELS N.D.A. /
PRODUITS DE BASE**

	Intra-EU Intra-EU Intra-UE					Extra-EU Extra-EU Extra-UE									
	VAL	VOL	VOL Δ%	UV	UV Δ%	VAL	VOL	VOL Δ%	UV	UV Δ%					
	Jährliche Indizes					Annual Indices					Indices annuels				
1980	49.6	64.2	1.7	77.3	3.8	93.2	120.2	-1.9	77.5	12.8					
1981	51.3	63.2	-1.6	81.2	5.0	94.2	107.1	-10.9	88.0	13.5					
1982	55.4	64.4	1.9	86.1	6.0	93.8	103.9	-3.0	90.3	2.6					
1983	65.7	71.6	11.2	91.8	6.6	100.4	102.2	-1.6	98.2	8.7					
1984	75.3	71.7	0.1	105.0	14.4	127.0	114.1	11.6	111.3	13.3					
1985	82.2	76.5	6.7	107.4	2.3	129.5	114.7	0.5	112.9	1.4					
1986	73.2	75.0	-2.0	97.6	-9.1	98.9	107.9	-5.9	91.7	-18.8					
1987	80.4	85.4	13.9	94.2	-3.5	88.1	104.0	-3.6	84.7	-7.6					
1988	89.8	91.6	7.3	98.0	4.0	104.2	107.8	3.7	96.7	14.2					
1989	106.2	99.9	9.1	106.3	8.5	115.2	105.8	-1.9	108.9	12.6					
1990	100.0	100.0	0.1	100.0	-5.9	100.0	100.0	-5.5	100.0	-8.2					
1991	98.1	102.7	2.7	95.5	-4.5	94.8	97.5	-2.5	97.2	-2.8					
1992	94.8	101.1	-1.6	93.8	-1.8	90.7	97.0	-0.5	93.5	-3.8					
1993	88.4	93.2	-7.8	94.8	1.1	97.0	103.3	6.5	93.9	0.4					
	Vierteljährliche Indizes					Quarterly Indices					Indices trimestriels				
1989 1	133.4	125.0	52.6	106.7	11.3	140.7	131.6	35.0	106.9	14.0					
1989 2	135.0	125.0	49.7	108.0	11.0	145.4	131.0	34.1	111.0	14.7					
1989 3	114.0	106.5	43.9	107.0	8.6	127.8	114.7	27.9	111.4	11.4					
1989 4	121.4	117.2	33.2	103.6	3.4	130.5	122.3	21.6	106.7	10.5					
1990 1	111.3	108.2	-13.4	102.9	-3.6	113.2	111.0	-15.7	102.0	-4.6					
1990 2	103.5	101.7	-18.6	101.8	-5.7	110.5	107.9	-17.6	102.4	-7.7					
1990 3	88.0	88.3	-17.1	99.7	-6.8	86.8	87.1	-24.1	99.7	-10.5					
1990 4	97.2	101.9	-13.1	95.4	-7.9	89.6	94.1	-23.1	95.2	-10.8					
1991 1	100.9	104.8	-3.1	96.3	-6.4	90.4	96.3	-13.2	93.9	-7.9					
1991 2	105.4	108.2	6.4	97.4	-4.3	100.2	101.6	-5.8	98.6	-3.7					
1991 3	87.1	91.6	3.7	95.1	-4.6	95.0	96.1	10.3	98.9	-0.8					
1991 4	98.3	105.7	3.7	93.0	-2.5	92.7	95.4	1.4	97.2	2.1					
1992 1	106.1	111.6	6.5	95.1	-1.2	99.6	105.3	9.3	94.6	0.7					
1992 2	99.3	105.0	-3.0	94.6	-2.9	100.6	104.9	3.2	95.9	-2.7					
1992 3	86.5	92.8	1.3	93.2	-2.0	81.1	88.7	-7.7	91.4	-7.6					
1992 4	89.1	96.7	-8.5	92.1	-1.0	83.3	90.8	-4.8	91.7	-5.7					
1993 1	91.7	96.5	-13.5	95.0	-0.1	98.7	105.4	0.1	93.6	-1.1					
1993 2	86.6	91.3	-13.0	94.9	0.3	97.1	105.2	0.3	92.3	-3.8					
1993 3	80.5	83.9	-9.6	96.0	3.0	94.7	100.0	12.7	94.7	3.6					
1993 4	89.8	96.3	-0.4	93.2	1.2	98.0	102.8	13.2	95.3	3.9					
	Monatliche Indizes					Monthly Indices					Indices mensuels				
1989 1	124.2	117.6	69.9	105.6	10.9	143.2	138.0	55.8	103.8	15.5					
1989 2	130.6	121.4	56.0	107.6	11.0	133.0	123.8	26.5	107.4	15.1					
1989 3	145.1	135.9	37.7	106.8	11.8	145.8	132.9	25.3	109.7	12.5					
1989 4	131.3	121.5	47.5	108.1	10.3	139.7	128.2	30.9	109.0	14.1					
1989 5	136.7	126.3	53.3	108.2	12.6	151.3	137.3	45.1	110.2	11.2					
1989 6	136.8	127.1	48.7	107.6	9.9	145.2	127.5	26.9	113.9	18.9					
1989 7	110.0	102.0	37.5	107.8	10.0	123.2	110.8	18.8	111.2	12.6					
1989 8	104.9	98.3	51.2	106.7	8.8	122.9	111.4	34.7	110.3	9.1					
1989 9	127.2	119.3	44.1	106.6	7.2	137.1	121.9	30.9	112.5	12.2					
1989 10	128.3	123.2	37.3	104.1	3.5	136.3	126.1	28.4	108.1	7.6					
1989 11	124.5	119.3	33.7	104.4	5.9	134.4	124.9	26.8	107.6	12.3					
1989 12	111.5	109.1	28.4	102.2	0.6	120.7	115.8	10.1	104.2	11.1					

EU Ausfuhr
BEC 21: INDUSTRIELLE
ERZEUGNISSE A.N.G. /
UNBEARBEITET

EU Exports
BEC 21: INDUSTRIAL
SUPPLIES N.E.S. /
PRIMARY

Exportations UE
GCE 21:
APPROVISIONNEMENTS
INDUSTRIELS N.D.A. /
PRODUITS DE BASE

	Intra-EU Intra-EU Intra-UE					Extra-EU Extra-EU Extra-UE									
	VAL	VOL	VOL Δ%	UV	UV Δ%	VAL	VOL	VOL Δ%	UV	UV Δ%					
	Jährliche Indizes					Annual Indices					Indices annuels				
1980	62.1	77.1	1.0	80.6	3.7	68.4	85.6	5.2	79.9	7.2					
1981	62.0	74.2	-3.8	83.5	3.6	65.1	79.7	-6.9	81.7	2.3					
1982	66.3	73.8	-0.5	89.9	7.7	71.8	81.0	1.6	88.6	8.4					
1983	71.7	75.5	2.3	95.0	5.7	65.3	72.2	-10.9	90.4	2.0					
1984	87.0	80.0	6.0	108.8	14.5	81.3	76.3	5.7	106.6	17.9					
1985	91.2	82.3	2.9	110.8	1.8	84.5	75.2	-1.4	112.4	5.4					
1986	84.0	84.9	3.2	98.9	-10.7	78.5	80.0	6.4	98.1	-12.7					
1987	83.7	86.1	1.4	97.2	-1.7	84.5	88.2	10.3	95.8	-2.3					
1988	96.0	96.1	11.6	99.9	2.8	99.1	97.0	10.0	102.2	6.7					
1989	110.4	102.7	6.9	107.5	7.6	115.9	104.7	7.9	110.7	8.3					
1990	100.0	100.0	-2.6	100.0	-7.0	100.0	100.0	-4.5	100.0	-9.7					
1991	95.0	101.0	1.0	94.1	-5.9	104.2	107.2	7.2	97.2	-2.8					
1992	93.5	100.3	-0.7	93.2	-1.0	106.4	112.2	4.7	94.8	-2.5					
1993	91.8	96.3	-4.0	95.3	2.3	129.2	130.9	16.7	98.7	4.1					
	Vierteljährliche Indizes					Quarterly Indices					Indices trimestriels				
1989 1	137.1	126.2	55.0	108.6	7.8	408.8	369.6	580.7	110.6	8.1					
1989 2	143.8	132.4	48.4	108.6	11.3	480.4	419.9	692.3	114.4	9.2					
1989 3	115.6	107.8	43.9	107.2	6.1	405.4	363.6	622.9	111.5	9.2					
1989 4	132.7	126.0	36.5	105.3	4.8	486.9	455.9	646.2	106.8	6.8					
1990 1	111.4	107.5	-14.8	103.6	-4.6	112.2	107.7	-70.9	104.2	-5.8					
1990 2	108.4	106.5	-19.6	101.8	-6.3	101.9	101.3	-75.9	100.6	-12.1					
1990 3	85.6	84.8	-21.3	101.0	-5.8	88.8	88.8	-75.6	100.0	-10.3					
1990 4	95.0	101.6	-19.4	93.5	-11.2	101.7	106.7	-76.6	95.3	-10.8					
1991 1	97.9	103.5	-3.7	94.6	-8.7	93.9	99.6	-7.5	94.3	-9.5					
1991 2	103.9	108.0	1.4	96.2	-5.5	103.4	104.5	3.2	98.9	-1.7					
1991 3	81.1	85.8	1.2	94.5	-6.4	103.9	105.8	19.1	98.2	-1.8					
1991 4	97.7	107.2	5.5	91.1	-2.6	117.0	120.2	12.7	97.3	2.1					
1992 1	101.5	107.0	3.4	94.9	0.3	102.5	106.6	7.0	96.2	2.0					
1992 2	101.0	107.1	-0.8	94.3	-2.0	113.2	117.9	12.8	96.0	-2.9					
1992 3	85.0	91.9	7.1	92.5	-2.1	103.6	110.3	4.3	93.9	-4.4					
1992 4	87.6	96.8	-9.7	90.5	-0.7	110.3	118.5	-1.4	93.1	-4.3					
1993 1	103.7	109.4	2.2	94.8	-0.1	129.8	133.1	24.9	97.5	1.4					
1993 2	88.6	92.4	-13.7	95.9	1.7	130.2	131.8	11.8	98.8	2.9					
1993 3	82.9	87.4	-4.9	94.8	2.5	122.8	123.5	12.0	99.4	5.9					
1993 4	88.7	92.5	-4.4	95.9	6.0	134.4	135.3	14.2	99.3	6.7					
	Monatliche Indizes					Monthly Indices					Indices mensuels				
1989 1	129.3	121.5	64.9	106.4	9.9	371.3	351.9	640.8	105.5	9.7					
1989 2	124.7	114.1	44.8	109.3	5.9	389.2	346.3	615.5	112.4	7.4					
1989 3	157.3	143.0	55.9	110.0	8.1	465.5	410.5	512.7	113.4	8.2					
1989 4	145.9	134.5	54.4	108.5	10.2	492.9	435.0	720.8	113.3	6.5					
1989 5	144.1	133.2	49.0	108.2	12.8	465.6	404.5	660.3	115.1	13.1					
1989 6	141.4	129.6	42.3	109.1	10.8	482.5	420.3	694.5	114.8	8.0					
1989 7	118.1	109.6	45.9	107.8	7.5	415.6	363.9	644.2	114.2	11.1					
1989 8	100.7	93.6	44.4	107.6	8.0	278.7	261.2	454.6	106.7	1.1					
1989 9	128.0	120.3	41.7	106.4	3.5	521.9	465.6	748.1	112.1	13.8					
1989 10	147.5	139.3	47.1	105.9	3.8	447.2	411.0	573.8	108.8	8.0					
1989 11	135.3	128.7	41.7	105.1	2.6	584.8	547.1	832.0	106.9	5.6					
1989 12	115.2	110.0	20.5	104.7	7.7	429.2	409.5	541.8	104.8	6.7					

**BEC 21: INDUSTRIELLE
ERZEUGNISSE A.N.G. /
UNBEARBEITET**

**BEC 21: INDUSTRIAL
SUPPLIES N.E.S. /
PRIMARY**

**GCE 21:
APPROVISIONNEMENTS
INDUSTRIELS N.D.A. /
PRODUITS DE BASE**

	Intra-EU Intra-EU Intra-UE					Extra-EU Extra-EU Extra-UE									
	VAL	VOL	VOL Δ%	UV	UV Δ%	VAL	VOL	VOL Δ%	UV	UV Δ%					
	Monatliche Indizes					Monthly Indices					Indices mensuels				
1990 1	109.8	105.7	-10.1	103.9	-1.6	124.1	121.3	-12.1	102.3	-1.4					
1990 2	107.0	104.2	-14.2	102.7	-4.6	100.7	99.6	-19.5	101.1	-5.9					
1990 3	117.1	114.6	-15.7	102.2	-4.3	114.8	112.0	-15.7	102.5	-6.6					
1990 4	97.2	95.0	-21.8	102.3	-5.4	102.5	98.7	-23.0	103.8	-4.8					
1990 5	111.2	108.8	-13.9	102.2	-5.5	120.3	118.4	-13.8	101.6	-7.8					
1990 6	102.3	101.4	-20.2	100.9	-6.2	108.6	106.5	-16.5	102.0	-10.4					
1990 7	91.3	91.9	-9.9	99.3	-7.9	94.4	94.3	-14.9	100.1	-10.0					
1990 8	80.0	79.7	-18.9	100.4	-5.9	84.4	84.9	-23.8	99.4	-9.9					
1990 9	92.6	93.2	-21.9	99.4	-6.8	81.8	82.2	-32.6	99.5	-11.6					
1990 10	106.8	110.0	-10.7	97.1	-6.7	95.3	100.1	-20.6	95.2	-11.9					
1990 11	98.2	104.1	-12.7	94.3	-9.7	92.5	96.0	-23.1	96.4	-10.4					
1990 12	86.8	91.7	-15.9	94.7	-7.3	80.9	86.2	-25.6	93.9	-9.9					
1991 1	104.6	108.4	2.6	96.5	-7.1	100.2	106.4	-12.3	94.2	-7.9					
1991 2	94.3	97.7	-6.2	96.5	-6.0	83.5	89.8	-9.8	93.0	-8.0					
1991 3	103.7	108.2	-5.6	95.8	-6.3	87.7	92.8	-17.1	94.5	-7.8					
1991 4	105.8	109.0	14.7	97.1	-5.1	102.6	105.1	6.5	97.6	-6.0					
1991 5	110.2	112.4	3.3	98.0	-4.1	105.7	107.1	-9.5	98.7	-2.9					
1991 6	100.4	103.3	1.9	97.2	-3.7	92.3	92.7	-13.0	99.6	-2.4					
1991 7	91.6	95.5	3.9	95.9	-3.4	108.9	108.6	15.2	100.3	0.2					
1991 8	75.7	79.3	-0.5	95.5	-4.9	82.9	84.0	-1.1	98.7	-0.7					
1991 9	94.1	99.9	7.2	94.2	-5.2	93.4	95.8	16.5	97.5	-2.0					
1991 10	110.3	118.6	7.8	93.0	-4.2	97.1	98.5	-1.6	98.6	3.6					
1991 11	94.9	102.8	-1.2	92.3	-2.1	91.2	93.3	-2.8	97.8	1.5					
1991 12	89.9	95.8	4.5	93.8	-1.0	89.8	94.4	9.5	95.1	1.3					
1992 1	96.9	102.1	-5.8	94.9	-1.7	100.2	106.7	0.3	93.9	-0.3					
1992 2	101.6	106.4	8.9	95.5	-1.0	96.0	101.3	12.8	94.8	1.9					
1992 3	119.7	126.1	16.5	94.9	-0.9	102.8	108.0	16.4	95.2	0.7					
1992 4	111.3	117.5	7.8	94.7	-2.5	107.4	112.3	6.9	95.6	-2.0					
1992 5	89.7	94.5	-15.9	94.9	-3.2	95.9	99.2	-7.4	96.7	-2.0					
1992 6	97.0	103.0	-0.3	94.2	-3.1	98.4	103.1	11.2	95.4	-4.2					
1992 7	94.9	101.2	6.0	93.8	-2.2	90.9	98.1	-9.7	92.7	-7.6					
1992 8	71.5	76.6	-3.4	93.3	-2.3	71.5	78.7	-6.3	90.8	-8.0					
1992 9	93.2	100.6	0.7	92.6	-1.7	80.8	89.4	-6.7	90.4	-7.3					
1992 10	93.7	102.3	-13.7	91.6	-1.5	88.0	97.8	-0.7	90.0	-8.7					
1992 11	84.9	91.8	-10.7	92.5	0.2	78.5	86.5	-7.3	90.8	-7.2					
1992 12	88.9	96.2	0.4	92.4	-1.5	83.2	88.0	-6.8	94.6	-0.5					
1993 1	75.7	80.3	-21.4	94.3	-0.6	87.9	94.8	-11.2	92.7	-1.3					
1993 2	90.3	94.4	-11.3	95.7	0.2	100.3	107.2	5.8	93.6	-1.3					
1993 3	109.1	114.7	-9.0	95.1	0.2	107.6	114.1	5.6	94.3	-0.9					
1993 4	83.6	87.5	-25.5	95.5	0.8	102.9	109.7	-2.3	93.8	-1.9					
1993 5	83.8	89.1	-5.7	94.0	-0.9	86.2	95.8	-3.4	90.0	-6.9					
1993 6	92.7	97.3	-5.5	95.3	1.2	102.1	110.0	6.7	92.8	-2.7					
1993 7	82.7	85.3	-15.7	96.9	3.3	103.4	109.8	11.9	94.2	1.6					
1993 8	75.9	78.9	3.0	96.2	3.1	82.0	86.8	10.3	94.5	4.1					
1993 9	83.1	87.5	-13.0	95.0	2.6	98.5	103.4	15.7	95.3	5.4					
1993 10	85.7	93.0	-9.1	92.2	0.7	90.2	92.7	-5.2	97.3	8.1					
1993 11	84.0	90.8	-1.1	92.5	0.0	96.8	102.6	18.6	94.3	3.9					
1993 12	99.4	105.1	9.3	94.6	2.4	106.8	112.9	28.3	94.6	0.0					

BEC 21: INDUSTRIELLE
ERZEUGNISSE A.N.G. /
UNBEARBEITET

BEC 21: INDUSTRIAL
SUPPLIES N.E.S. /
PRIMARY

GCE 21:
APPROVISIONNEMENTS
INDUSTRIELS N.D.A. /
PRODUITS DE BASE

	Intra-EU Intra-EU Intra-UE					Extra-EU Extra-EU Extra-UE									
	VAL	VOL	VOL Δ%	UV	UV Δ%	VAL	VOL	VOL Δ%	UV	UV Δ%					
	Monatliche Indizes					Monthly Indices					Indices mensuels				
1990 1	113.6	108.8	-10.5	104.4	-1.9	105.0	99.6	-71.7	105.4	-0.1					
1990 2	106.0	102.2	-10.4	103.7	-5.1	110.5	107.6	-68.9	102.7	-8.6					
1990 3	114.6	111.6	-22.0	102.7	-6.6	121.3	116.1	-71.7	104.5	-7.8					
1990 4	110.5	108.3	-19.5	102.0	-6.0	102.1	101.8	-76.6	100.3	-11.5					
1990 5	113.3	110.4	-17.1	102.6	-5.2	105.7	105.2	-74.0	100.5	-12.7					
1990 6	101.4	100.8	-22.2	100.6	-7.8	98.0	97.0	-76.9	101.0	-12.0					
1990 7	88.0	87.6	-20.1	100.5	-6.8	96.3	95.3	-73.8	101.1	-11.5					
1990 8	77.0	77.2	-17.5	99.7	-7.3	77.2	78.1	-70.1	98.8	-7.4					
1990 9	92.3	89.7	-25.4	102.9	-3.3	93.0	93.1	-80.0	99.9	-10.9					
1990 10	106.8	111.0	-20.3	96.2	-9.2	103.3	107.6	-73.8	96.0	-11.8					
1990 11	101.4	109.0	-15.3	93.0	-11.5	109.4	115.8	-78.8	94.5	-11.6					
1990 12	77.1	84.9	-22.8	90.8	-13.3	92.4	96.8	-76.4	95.5	-8.9					
1991 1	103.0	108.7	-0.1	94.8	-9.2	78.1	81.9	-17.8	95.3	-9.6					
1991 2	89.4	94.1	-7.9	95.0	-8.4	97.4	103.9	-3.4	93.7	-8.8					
1991 3	101.5	107.8	-3.4	94.2	-8.3	106.6	113.0	-2.7	94.3	-9.8					
1991 4	108.4	113.7	5.0	95.3	-6.6	95.8	99.4	-2.4	96.4	-3.9					
1991 5	107.5	110.0	-0.4	97.7	-4.8	118.9	117.0	11.2	101.6	1.1					
1991 6	96.0	100.4	-0.4	95.6	-5.0	95.4	97.2	0.2	98.1	-2.9					
1991 7	83.9	89.2	1.8	94.1	-6.4	114.9	114.6	20.3	100.3	-0.8					
1991 8	73.8	76.6	-0.8	96.3	-3.4	94.0	94.8	21.4	99.2	0.4					
1991 9	85.6	91.8	2.3	93.3	-9.3	102.9	108.2	16.2	95.1	-4.8					
1991 10	110.9	122.5	10.4	90.5	-5.9	131.1	134.3	24.8	97.6	1.7					
1991 11	96.1	105.1	-3.6	91.4	-1.7	112.5	115.5	-0.3	97.4	3.1					
1991 12	86.0	94.0	10.7	91.5	0.8	107.2	110.7	14.4	96.8	1.4					
1992 1	96.8	102.6	-5.6	94.3	-0.5	93.2	98.3	20.0	94.8	-0.5					
1992 2	98.5	103.6	10.1	95.1	0.1	94.7	98.3	-5.4	96.3	2.8					
1992 3	109.1	114.7	6.4	95.1	1.0	119.6	123.2	9.0	97.1	3.0					
1992 4	110.1	116.1	2.1	94.8	-0.5	118.3	121.0	21.7	97.8	1.5					
1992 5	97.6	103.4	-6.0	94.4	-3.4	109.0	111.0	-5.1	98.2	-3.3					
1992 6	95.6	101.9	1.5	93.8	-1.9	112.1	121.6	25.1	92.2	-6.0					
1992 7	89.2	95.3	6.8	93.6	-0.5	119.7	124.2	8.4	96.4	-3.9					
1992 8	70.3	76.6	0.0	91.8	-4.7	78.3	85.8	-9.5	91.3	-8.0					
1992 9	95.5	103.8	13.1	92.0	-1.4	112.7	120.9	11.7	93.2	-2.0					
1992 10	92.9	102.6	-16.2	90.5	0.0	104.5	111.3	-17.1	93.9	-3.8					
1992 11	88.3	97.4	-7.3	90.7	-0.8	112.9	122.7	6.2	92.0	-5.5					
1992 12	81.6	90.3	-3.9	90.4	-1.2	113.6	121.6	9.8	93.4	-3.5					
1993 1	91.1	95.0	-7.4	95.9	1.7	115.4	121.2	23.3	95.2	0.4					
1993 2	102.5	110.2	6.4	93.0	-2.2	115.9	119.4	21.5	97.1	0.8					
1993 3	117.6	123.1	7.3	95.5	0.4	158.1	158.7	28.8	99.6	2.6					
1993 4	86.3	89.8	-22.7	96.1	1.4	127.3	129.2	6.8	98.5	0.7					
1993 5	83.0	87.6	-15.3	94.8	0.4	120.4	120.4	8.5	100.0	1.8					
1993 6	96.5	99.8	-2.1	96.7	3.1	143.0	145.9	20.0	98.0	6.3					
1993 7	79.5	80.8	-15.2	98.4	5.1	125.2	124.1	-0.1	100.9	4.7					
1993 8	77.9	83.8	9.4	93.0	1.3	99.1	101.2	17.9	97.9	7.2					
1993 9	91.2	97.6	-6.0	93.4	1.5	144.2	145.2	20.1	99.3	6.5					
1993 10	83.7	88.9	-13.4	94.1	4.0	128.7	132.5	19.0	97.1	3.4					
1993 11	90.5	94.5	-3.0	95.8	5.6	132.2	133.3	8.6	99.2	7.8					
1993 12	92.1	94.2	4.3	97.8	8.2	142.3	140.1	15.2	101.6	8.8					

BEC 22: INDUSTRIELLE
ERZEUGNISSE A.N.G. /
BEARBEITET

BEC 22: INDUSTRIAL
SUPPLIES N.E.S. /
PROCESSED

GCE 22:
APPROVISIONNEMENTS
INDUSTRIELS N.D.A. /
PRODUITS AYANT SUBI UNE
TRANSFORM.

	Intra-EU Intra-EU Intra-UE					Extra-EU Extra-EU Extra-UE					
	VAL	VOL	VOL Δ%	UV	UV Δ%	VAL	VOL	VOL Δ%	UV	UV Δ%	
	Jährliche Indizes			Annual Indices			Indices annuels				
1980	43.1	62.2	0.2	69.3	11.6	47.5	63.9	0.8	74.4	14.5	
1981	45.4	61.3	-1.4	74.0	6.8	49.4	59.3	-7.2	83.3	12.0	
1982	49.5	61.4	0.2	80.6	8.9	53.5	60.8	2.5	88.0	5.6	
1983	53.7	63.9	4.1	84.1	4.3	58.1	62.7	3.1	92.6	5.2	
1984	64.0	70.0	9.5	91.4	8.7	69.5	67.4	7.5	103.1	11.3	
1985	70.1	73.1	4.4	95.9	4.9	73.1	69.5	3.1	105.2	2.0	
1986	70.4	76.5	4.7	92.0	-4.1	69.6	74.3	6.9	93.7	-10.9	
1987	72.8	80.2	4.8	90.8	-1.3	71.0	77.9	4.8	91.1	-2.8	
1988	84.2	89.6	11.7	94.0	3.5	90.2	92.5	18.7	97.5	7.0	
1989	96.9	95.7	6.8	101.3	7.8	100.8	93.8	1.4	107.5	10.3	
1990	100.0	100.0	4.5	100.0	-1.3	100.0	100.0	6.6	100.0	-7.0	
1991	100.5	101.6	1.6	98.9	-1.1	100.6	103.3	3.3	97.4	-2.6	
1992	100.9	103.6	2.0	97.4	-1.5	101.3	108.1	4.6	93.7	-3.8	
1993	87.8	90.7	-12.5	96.8	-0.6	101.3	107.8	-0.3	94.0	0.3	
	Vierteljährliche Indizes			Quarterly Indices			Indices trimestriels				
1989 1	97.6	96.7	10.9	100.9	8.6	100.7	93.9	7.1	107.2	13.4	
1989 2	103.7	101.6	11.4	102.1	9.0	107.7	99.2	5.3	108.6	13.6	
1989 3	88.6	87.3	5.1	101.5	7.5	96.2	89.0	-1.5	108.1	8.2	
1989 4	99.5	98.6	3.0	100.9	6.2	99.6	94.0	-2.9	106.0	6.3	
1990 1	103.3	102.5	6.0	100.8	-0.1	103.4	101.3	7.9	102.1	-4.8	
1990 2	104.1	103.8	2.2	100.3	-1.8	103.2	102.0	2.8	101.2	-6.8	
1990 3	90.6	91.1	4.4	99.4	-2.1	93.5	94.2	5.8	99.3	-8.1	
1990 4	102.2	102.8	4.3	99.4	-1.5	99.8	102.5	9.0	97.4	-8.1	
1991 1	103.9	103.8	1.3	100.1	-0.7	101.9	105.8	4.4	96.3	-5.7	
1991 2	104.7	105.5	1.6	99.2	-1.1	105.6	106.7	4.6	99.0	-2.2	
1991 3	92.7	94.0	3.2	98.6	-0.8	97.7	99.2	5.3	98.5	-0.8	
1991 4	99.5	102.0	-0.8	97.5	-1.9	97.0	101.1	-1.4	95.9	-1.5	
1992 1	106.8	109.0	5.0	98.0	-2.1	106.3	112.1	6.0	94.8	-1.6	
1992 2	105.8	108.1	2.5	97.9	-1.3	105.9	111.6	4.6	94.9	-4.1	
1992 3	94.6	97.6	3.8	96.9	-1.7	96.0	104.1	4.9	92.2	-6.4	
1992 4	98.5	101.8	-0.2	96.8	-0.7	98.6	106.1	4.9	92.9	-3.1	
1993 1	87.4	89.6	-17.8	97.5	-0.5	100.4	106.4	-5.1	94.4	-0.4	
1993 2	89.2	92.2	-14.7	96.7	-1.2	103.4	110.9	-0.6	93.2	-1.8	
1993 3	80.6	83.4	-14.5	96.6	-0.3	98.8	104.2	0.1	94.8	2.8	
1993 4	89.9	93.4	-8.3	96.2	-0.6	102.9	109.8	3.5	93.7	0.9	
	Monatliche Indizes			Monthly Indices			Indices mensuels				
1989 1	94.8	94.4	23.6	100.4	9.6	98.4	93.1	18.6	105.7	13.5	
1989 2	94.6	93.6	8.6	101.1	8.6	96.9	90.2	5.9	107.4	13.7	
1989 3	103.5	102.2	3.1	101.3	8.0	106.5	98.3	-0.9	108.3	13.3	
1989 4	100.5	98.5	16.2	102.0	7.8	104.2	96.5	11.0	108.0	12.9	
1989 5	101.8	99.5	9.2	102.3	9.5	107.5	99.0	3.8	108.6	13.8	
1989 6	109.0	106.8	9.5	102.1	9.5	111.3	101.9	1.7	109.2	14.2	
1989 7	94.3	92.5	8.6	101.9	7.9	97.9	90.3	-1.1	108.4	9.1	
1989 8	76.3	75.1	6.5	101.6	7.3	87.4	81.7	-1.4	107.0	6.5	
1989 9	95.2	94.2	0.6	101.1	7.4	103.2	95.0	-2.3	108.6	8.9	
1989 10	107.3	105.9	7.0	101.3	7.0	107.1	99.7	2.2	107.4	6.9	
1989 11	103.6	103.0	5.7	100.6	5.9	103.9	97.9	-1.1	106.1	6.6	
1989 12	87.5	87.0	-4.2	100.6	5.7	87.9	84.4	-9.9	104.2	5.0	

EU Ausfuhr
BEC 22: INDUSTRIELLE
ERZEUGNISSE A.N.G. /
BEARBEITET

EU Exports
BEC 22: INDUSTRIAL
SUPPLIES N.E.S. /
PROCESSED

Exportations UE
GCE 22:
APPROVISIONNEMENTS
INDUSTRIELS N.D.A. /
PRODUITS AYANT SUBI UNE
TRANSFORM.

	Intra-EU Intra-EU Intra-UE					Extra-EU Extra-EU Extra-UE									
	VAL	VOL	VOL Δ%	UV	UV Δ%	VAL	VOL	VOL Δ%	UV	UV Δ%					
	Jährliche Indizes					Annual Indices					Indices annuels				
1980	45.0	64.3	-0.9	70.0	11.3	57.2	81.9	0.4	69.8	12.6					
1981	46.8	62.7	-2.5	74.6	6.6	68.0	88.7	8.3	76.7	9.9					
1982	51.5	63.6	1.4	80.9	8.4	71.2	84.9	-4.3	83.9	9.4					
1983	55.3	65.3	2.7	84.7	4.7	77.1	87.9	3.5	87.7	4.5					
1984	65.5	71.4	9.3	91.7	8.3	90.6	95.7	8.9	94.7	8.0					
1985	71.8	74.6	4.5	96.2	4.9	97.9	98.9	3.3	99.0	4.5					
1986	71.3	77.4	3.8	92.1	-4.3	83.9	90.1	-8.9	93.1	-6.0					
1987	74.1	81.6	5.4	90.8	-1.4	81.9	90.1	0.0	90.9	-2.4					
1988	85.6	91.2	11.8	93.9	3.4	95.5	100.7	11.8	94.8	4.3					
1989	98.3	97.2	6.6	101.1	7.7	106.1	102.8	2.1	103.2	8.9					
1990	100.0	100.0	2.9	100.0	-1.1	100.0	100.0	-2.7	100.0	-3.1					
1991	100.2	101.6	1.6	98.6	-1.4	101.9	101.5	1.5	100.4	0.4					
1992	100.1	102.8	1.2	97.4	-1.2	102.7	103.2	1.7	99.5	-0.9					
1993	96.5	98.9	-3.8	97.6	0.2	118.0	114.8	11.2	102.8	3.3					
	Vierteljährliche Indizes					Quarterly Indices					Indices trimestriels				
1989 1	97.7	97.2	11.1	100.5	8.3	100.8	98.8	8.7	102.0	9.7					
1989 2	105.1	103.3	10.1	101.7	8.9	114.2	110.3	8.6	103.5	10.3					
1989 3	90.7	89.4	4.9	101.5	7.4	104.5	100.2	1.6	104.3	8.8					
1989 4	99.5	98.7	0.3	100.8	6.1	110.4	107.3	0.5	102.9	7.1					
1990 1	103.7	103.0	6.0	100.7	0.2	103.6	102.2	3.4	101.4	-0.6					
1990 2	104.0	103.9	0.6	100.1	-1.6	103.3	103.2	-6.4	100.1	-3.3					
1990 3	90.6	91.0	1.8	99.6	-1.9	93.6	93.7	-6.5	99.9	-4.2					
1990 4	101.9	102.3	3.6	99.6	-1.2	99.4	100.9	-6.0	98.5	-4.3					
1991 1	104.0	104.2	1.2	99.8	-0.9	95.3	95.9	-6.2	99.4	-2.0					
1991 2	104.4	105.8	1.8	98.7	-1.4	103.4	102.7	-0.5	100.7	0.6					
1991 3	91.9	93.4	2.6	98.4	-1.2	101.2	99.4	6.1	101.8	1.9					
1991 4	99.9	102.7	0.4	97.3	-2.3	107.6	107.9	6.9	99.7	1.2					
1992 1	105.8	107.8	3.5	98.1	-1.7	101.3	100.6	4.9	100.7	1.3					
1992 2	105.1	107.2	1.3	98.0	-0.7	105.4	104.9	2.1	100.5	-0.2					
1992 3	94.1	97.0	3.9	97.0	-1.4	100.4	102.2	2.8	98.2	-3.5					
1992 4	96.8	100.3	-2.3	96.5	-0.8	108.3	109.6	1.6	98.8	-0.9					
1993 1	97.9	99.7	-7.5	98.2	0.1	107.3	105.1	4.5	102.1	1.4					
1993 2	97.8	100.0	-6.7	97.8	-0.2	119.7	117.0	11.5	102.3	1.8					
1993 3	88.2	90.6	-6.6	97.3	0.3	116.4	112.7	10.3	103.3	5.2					
1993 4	98.0	100.8	0.5	97.2	0.7	129.0	124.8	13.9	103.4	4.7					
	Monatliche Indizes					Monthly Indices					Indices mensuels				
1989 1	92.5	92.7	19.6	99.8	9.8	93.4	92.4	23.4	101.1	10.4					
1989 2	95.8	95.0	10.5	100.8	7.6	97.6	95.3	5.8	102.4	9.9					
1989 3	104.7	103.7	4.9	101.0	7.9	111.2	108.6	0.9	102.4	9.3					
1989 4	100.7	99.3	10.9	101.4	8.3	109.5	106.6	11.4	102.7	9.1					
1989 5	101.7	100.0	7.6	101.7	8.3	111.7	107.8	6.3	103.6	10.3					
1989 6	112.7	110.6	11.5	101.9	10.0	121.4	116.5	8.0	104.2	11.3					
1989 7	94.6	93.1	3.8	101.6	8.1	108.3	103.5	0.8	104.6	9.8					
1989 8	76.5	75.4	7.1	101.4	6.5	96.6	93.0	0.0	103.9	9.0					
1989 9	101.3	99.9	4.5	101.4	7.4	108.5	103.9	3.8	104.4	7.7					
1989 10	107.6	106.4	3.4	101.1	7.1	114.9	110.7	0.5	103.8	8.4					
1989 11	103.4	102.7	4.1	100.7	5.9	111.6	108.6	4.1	102.8	6.5					
1989 12	87.6	87.1	-6.8	100.6	5.1	104.8	102.6	-3.2	102.1	6.2					

**BEC 22: INDUSTRIELLE
ERZEUGNISSE A.N.G. /
BEARBEITET**

**BEC 22: INDUSTRIAL
SUPPLIES N.E.S. /
PROCESSED**

**GCE 22:
APPROVISIONNEMENTS
INDUSTRIELS N.D.A. /
PRODUITS AYANT SUBI UNE
TRANSFORM.**

	Intra-EU Intra-EU Intra-UE					Extra-EU Extra-EU Extra-UE									
	VAL	VOL	VOL Δ%	UV	UV Δ%	VAL	VOL	VOL Δ%	UV	UV Δ%					
	Monatliche Indizes					Monthly Indices					Indices mensuels				
1990 1	101.5	100.2	6.1	101.3	0.9	106.1	102.8	10.4	103.2	-2.4					
1990 2	97.5	96.7	3.3	100.8	-0.3	95.5	93.7	3.9	101.9	-5.1					
1990 3	111.2	110.6	8.2	100.5	-0.8	109.1	107.5	9.4	101.5	-6.3					
1990 4	101.0	100.4	1.9	100.6	-1.4	99.1	97.3	0.8	101.9	-5.6					
1990 5	107.3	107.1	7.6	100.2	-2.1	107.0	106.2	7.3	100.8	-7.2					
1990 6	103.9	103.8	-2.8	100.1	-2.0	103.4	102.6	0.7	100.8	-7.7					
1990 7	99.7	100.1	8.2	99.6	-2.3	100.4	100.1	10.9	100.3	-7.5					
1990 8	75.7	76.1	1.3	99.5	-2.1	86.1	87.0	6.5	99.0	-7.5					
1990 9	96.2	97.1	3.1	99.1	-2.0	94.4	95.6	0.6	98.7	-9.1					
1990 10	111.8	112.5	6.2	99.4	-1.9	110.2	112.1	12.4	98.3	-8.5					
1990 11	107.8	108.6	5.4	99.3	-1.3	107.0	109.7	12.1	97.5	-8.1					
1990 12	86.9	87.3	0.3	99.5	-1.1	82.3	85.7	1.5	96.0	-7.9					
1991 1	107.9	107.4	7.2	100.5	-0.8	110.4	114.2	11.1	96.7	-6.3					
1991 2	99.3	99.3	2.7	100.0	-0.8	96.8	101.0	7.8	95.8	-6.0					
1991 3	104.3	104.7	-5.3	99.6	-0.9	98.4	102.1	-5.0	96.4	-5.0					
1991 4	105.2	105.9	5.5	99.3	-1.3	110.1	111.5	14.6	98.7	-3.1					
1991 5	104.6	105.3	-1.7	99.3	-0.9	106.8	107.8	1.5	99.1	-1.7					
1991 6	104.3	105.2	1.3	99.1	-1.0	100.2	100.9	-1.7	99.3	-1.5					
1991 7	105.4	106.6	6.5	98.9	-0.7	106.9	107.0	6.9	99.9	-0.4					
1991 8	73.9	74.9	-1.6	98.6	-0.9	84.5	86.3	-0.8	97.9	-1.1					
1991 9	98.6	100.4	3.4	98.2	-0.9	101.7	104.4	9.2	97.4	-1.3					
1991 10	110.3	112.8	0.3	97.8	-1.6	106.9	111.0	-1.0	96.3	-2.0					
1991 11	100.5	103.1	-5.1	97.5	-1.8	99.2	102.9	-6.2	96.4	-1.1					
1991 12	87.9	90.2	3.3	97.4	-2.1	84.8	89.5	4.4	94.8	-1.3					
1992 1	102.4	104.3	-2.9	98.2	-2.3	105.5	111.5	-2.4	94.6	-2.2					
1992 2	104.4	106.7	7.5	97.8	-2.2	101.0	107.1	6.0	94.3	-1.6					
1992 3	113.8	116.2	11.0	97.9	-1.7	112.3	117.7	15.3	95.4	-1.0					
1992 4	110.5	112.6	6.3	98.1	-1.2	106.8	112.1	0.5	95.3	-3.4					
1992 5	101.1	103.1	-2.1	98.1	-1.2	104.6	109.9	1.9	95.2	-3.9					
1992 6	106.0	108.6	3.2	97.6	-1.5	106.3	112.7	11.7	94.3	-5.0					
1992 7	108.0	110.8	3.9	97.5	-1.4	106.3	114.1	6.6	93.2	-6.7					
1992 8	72.6	74.8	-0.1	97.0	-1.6	78.7	85.5	-0.9	92.1	-5.9					
1992 9	103.1	107.2	6.8	96.2	-2.0	102.9	112.7	8.0	91.3	-6.3					
1992 10	107.0	110.4	-2.1	96.9	-0.9	103.4	111.9	0.8	92.4	-4.0					
1992 11	98.3	101.7	-1.4	96.7	-0.8	99.9	107.5	4.5	92.9	-3.6					
1992 12	90.4	93.3	3.4	96.9	-0.5	92.5	98.9	10.5	93.5	-1.4					
1993 1	76.8	78.7	-24.5	97.6	-0.6	93.7	99.4	-10.9	94.3	-0.3					
1993 2	88.0	90.0	-15.7	97.8	0.0	96.8	102.8	-4.0	94.2	-0.1					
1993 3	97.3	100.2	-13.8	97.1	-0.8	110.6	116.8	-0.8	94.7	-0.7					
1993 4	88.2	90.9	-19.3	97.0	-1.1	104.1	110.9	-1.1	93.9	-1.5					
1993 5	86.1	89.4	-13.3	96.3	-1.8	97.9	105.4	-4.1	92.9	-2.4					
1993 6	93.2	96.2	-11.4	96.9	-0.7	107.8	116.3	3.2	92.7	-1.7					
1993 7	84.0	86.9	-21.6	96.7	-0.8	104.3	110.1	-3.5	94.7	1.6					
1993 8	66.7	68.9	-7.9	96.8	-0.2	86.8	91.0	6.4	95.4	3.6					
1993 9	91.0	94.3	-12.0	96.5	0.3	105.2	111.6	-1.0	94.3	3.3					
1993 10	89.5	93.1	-15.7	96.1	-0.8	103.4	111.3	-0.5	92.9	0.5					
1993 11	89.5	92.8	-8.8	96.4	-0.3	109.0	115.7	7.6	94.2	1.4					
1993 12	90.6	94.3	1.1	96.1	-0.8	96.4	102.3	3.4	94.2	0.7					

EU Ausfuhr
BEC 22: INDUSTRIELLE
ERZEUGNISSE A.N.G. /
BEARBEITET

EU Exports
BEC 22: INDUSTRIAL
SUPPLIES N.E.S. /
PROCESSED

Exportations UE
GCE 22:
APPROVISIONNEMENTS
INDUSTRIELS N.D.A. /
PRODUITS AYANT SUBI UNE
TRANSFORM.

	Intra-EU Intra-EU Intra-UE					Extra-EU Extra-EU Extra-UE					
	VAL	VOL	VOL Δ%	UV	UV Δ%	VAL	VOL	VOL Δ%	UV	UV Δ%	
	Monatliche Indizes			Monthly Indices			Indices mensuels				
1990 1	102.5	101.3	9.3	101.2	1.4	101.8	99.8	8.0	102.0	0.9	
1990 2	97.4	96.9	2.0	100.5	-0.3	98.4	96.9	1.7	101.5	-0.9	
1990 3	110.9	110.7	6.8	100.2	-0.8	110.8	109.8	1.1	100.9	-1.5	
1990 4	100.3	100.4	1.1	99.9	-1.5	99.2	99.0	-7.1	100.2	-2.4	
1990 5	106.2	106.0	6.0	100.2	-1.5	108.2	108.3	0.5	99.9	-3.6	
1990 6	105.6	105.3	-4.8	100.3	-1.6	102.5	102.2	-12.3	100.3	-3.7	
1990 7	99.0	99.1	6.4	99.9	-1.7	102.8	102.1	-1.4	100.7	-3.7	
1990 8	76.1	76.6	1.6	99.3	-2.1	88.3	88.4	-4.9	99.9	-3.8	
1990 9	96.6	97.2	-2.7	99.4	-2.0	89.7	90.6	-12.8	99.0	-5.2	
1990 10	114.2	114.7	7.8	99.6	-1.5	105.0	105.7	-4.5	99.3	-4.3	
1990 11	106.5	106.7	3.9	99.8	-0.9	101.8	103.6	-4.6	98.3	-4.4	
1990 12	84.9	85.3	-2.1	99.5	-1.1	91.4	93.5	-8.9	97.8	-4.2	
1991 1	106.8	106.7	5.3	100.1	-1.1	92.6	93.0	-6.8	99.6	-2.4	
1991 2	99.7	100.2	3.4	99.5	-1.0	92.0	92.8	-4.2	99.1	-2.4	
1991 3	105.6	105.9	-4.3	99.7	-0.5	101.5	101.9	-7.2	99.6	-1.3	
1991 4	105.8	106.9	6.5	99.0	-0.9	101.4	101.1	2.1	100.3	0.1	
1991 5	103.4	104.8	-1.1	98.7	-1.5	105.6	104.6	-3.4	101.0	1.1	
1991 6	104.1	105.7	0.4	98.5	-1.8	103.2	102.5	0.3	100.7	0.4	
1991 7	103.1	104.4	5.3	98.8	-1.1	116.0	112.7	10.4	102.9	2.2	
1991 8	74.6	75.6	-1.3	98.7	-0.6	92.6	91.1	3.1	101.6	1.7	
1991 9	98.1	100.3	3.2	97.8	-1.6	94.9	94.4	4.2	100.5	1.5	
1991 10	111.7	114.7	0.0	97.4	-2.2	115.9	115.4	9.2	100.4	1.1	
1991 11	100.4	103.6	-2.9	96.9	-2.9	105.0	106.0	2.3	99.1	0.8	
1991 12	87.5	89.7	5.2	97.5	-2.0	101.8	102.4	9.5	99.4	1.6	
1992 1	102.7	104.5	-2.1	98.3	-1.8	96.0	95.8	3.0	100.2	0.6	
1992 2	102.7	105.0	4.8	97.8	-1.7	98.0	97.2	4.7	100.8	1.7	
1992 3	111.7	113.9	7.6	98.1	-1.6	109.9	108.8	6.8	101.0	1.4	
1992 4	108.0	110.0	2.9	98.2	-0.8	109.5	108.5	7.3	100.9	0.6	
1992 5	100.5	102.4	-2.3	98.1	-0.6	101.2	100.7	-3.7	100.5	-0.5	
1992 6	106.7	109.2	3.3	97.7	-0.8	105.7	105.5	2.9	100.2	-0.5	
1992 7	106.2	108.9	4.3	97.5	-1.3	114.1	115.8	2.8	98.5	-4.3	
1992 8	72.8	75.0	-0.8	97.0	-1.7	87.0	88.4	-3.0	98.4	-3.1	
1992 9	103.4	107.2	6.9	96.5	-1.3	100.0	102.5	8.6	97.6	-2.9	
1992 10	109.0	112.6	-1.8	96.8	-0.6	111.3	113.6	-1.6	98.0	-2.4	
1992 11	96.9	100.4	-3.1	96.5	-0.4	103.2	104.1	-1.8	99.1	0.0	
1992 12	84.6	87.9	-2.0	96.2	-1.3	110.3	111.1	8.5	99.3	-0.1	
1993 1	91.5	93.1	-10.9	98.3	0.0	92.6	90.5	-5.5	102.3	2.1	
1993 2	95.6	97.9	-6.8	97.7	-0.1	106.3	104.6	7.6	101.6	0.8	
1993 3	106.6	108.2	-5.0	98.5	0.4	123.1	120.2	10.5	102.4	1.4	
1993 4	95.3	97.3	-11.5	97.9	-0.3	117.4	114.4	5.4	102.6	1.7	
1993 5	94.6	96.0	-6.3	98.5	0.4	113.9	110.7	9.9	102.9	2.4	
1993 6	103.7	106.7	-2.3	97.2	-0.5	127.9	126.0	19.4	101.5	1.3	
1993 7	91.9	94.2	-13.5	97.6	0.1	123.7	120.2	3.8	102.9	4.5	
1993 8	72.0	73.8	-1.6	97.6	0.6	104.3	100.8	14.0	103.5	5.2	
1993 9	100.4	103.7	-3.3	96.8	0.3	121.3	117.2	14.3	103.5	6.0	
1993 10	100.9	104.5	-7.2	96.6	-0.2	127.4	123.0	8.3	103.6	5.7	
1993 11	99.2	101.8	1.4	97.4	0.9	125.5	121.0	16.2	103.7	4.6	
1993 12	93.8	96.0	9.2	97.7	1.6	134.1	130.4	17.4	102.8	3.5	

BEC 3: MINERALISCHE
BRENNSTOFFE UND OELEBEC 3: FUELS AND
LUBRICANTSGCE 3: COMBUSTIBLES ET
LUBRIFIANTS

	Intra-EU Intra-EU Intra-UE					Extra-EU Extra-EU Extra-UE									
	VAL	VOL	VOL Δ%	UV	UV Δ%	VAL	VOL	VOL Δ%	UV	UV Δ%					
	Jährliche Indizes					Annual Indices					Indices annuels				
1980	99.6	88.0	-3.0	113.2	35.2	133.2	106.8	-10.6	124.7	58.7					
1981	130.6	87.5	-0.6	149.2	31.8	161.9	92.0	-13.9	176.0	41.1					
1982	141.1	86.8	-0.8	162.6	9.0	165.6	86.2	-6.3	192.1	9.1					
1983	155.2	94.6	9.0	164.1	0.9	153.5	80.4	-6.7	190.9	-0.6					
1984	189.0	105.4	11.4	179.3	9.3	171.5	82.8	3.0	207.1	8.5					
1985	207.5	113.1	7.3	183.5	2.3	171.6	82.5	-0.4	208.0	0.4					
1986	108.7	110.2	-2.6	98.6	-46.3	84.5	82.8	0.4	102.1	-50.9					
1987	96.3	108.2	-1.8	89.0	-9.7	79.3	82.9	0.1	95.6	-6.4					
1988	75.3	98.7	-8.8	76.3	-14.3	67.5	85.3	2.9	79.1	-17.3					
1989	87.3	96.6	-2.1	90.4	18.5	87.8	94.7	11.0	92.7	17.2					
1990	100.0	100.0	3.5	100.0	10.6	100.0	100.0	5.6	100.0	7.9					
1991	104.2	106.0	6.0	98.3	-1.7	102.0	108.9	8.9	93.7	-6.3					
1992	93.2	106.9	0.8	87.2	-11.3	93.4	110.9	1.8	84.2	-10.1					
1993	97.0	113.1	5.8	85.8	-1.6	90.9	110.1	-0.7	82.6	-1.9					
	Vierteljährliche Indizes					Quarterly Indices					Indices trimestriels				
1989 1	73.1	89.0	-8.5	82.1	6.8	80.5	94.9	19.5	84.8	3.5					
1989 2	90.0	96.1	5.5	93.7	18.2	88.0	92.7	18.7	94.9	15.5					
1989 3	90.0	99.6	4.3	90.4	15.5	87.1	92.6	7.7	94.1	15.9					
1989 4	102.2	108.5	0.3	94.2	31.9	96.7	99.7	3.1	97.0	34.2					
1990 1	92.0	98.0	10.1	93.9	14.4	94.7	98.9	4.2	95.8	13.0					
1990 2	82.0	98.2	2.2	83.5	-10.9	82.5	102.3	10.4	80.6	-15.1					
1990 3	98.6	101.4	1.8	97.2	7.5	95.3	100.7	8.7	94.6	0.5					
1990 4	128.8	103.8	-4.3	124.1	31.7	127.0	97.6	-2.1	130.1	34.1					
1991 1	113.7	109.4	11.6	103.9	10.6	105.8	108.7	9.9	97.3	1.6					
1991 2	93.8	98.5	0.3	95.2	14.0	93.4	103.2	0.9	90.5	12.3					
1991 3	99.6	103.0	1.6	96.7	-0.5	100.8	108.4	7.6	93.0	-1.7					
1991 4	106.6	109.9	5.9	97.0	-21.8	105.5	112.5	15.3	93.8	-27.9					
1992 1	96.9	113.5	3.7	85.4	-17.8	92.8	113.9	4.8	81.5	-16.2					
1992 2	90.0	101.6	3.1	88.6	-6.9	94.0	108.6	5.2	86.6	-4.3					
1992 3	91.5	105.4	2.3	86.8	-10.2	92.3	111.1	2.5	83.1	-10.6					
1992 4	95.0	108.0	-1.7	88.0	-9.3	96.7	113.1	0.5	85.5	-8.8					
1993 1	95.1	107.6	-5.2	88.4	3.5	90.8	106.5	-6.5	85.3	4.7					
1993 2	90.3	103.1	1.5	87.6	-1.1	91.3	106.4	-2.0	85.8	-0.9					
1993 3	91.6	106.0	0.6	86.4	-0.5	90.8	110.6	-0.5	82.1	-1.2					
1993 4	107.2	131.0	21.3	81.8	-7.0	90.6	116.8	3.3	77.6	-9.2					
	Monatliche Indizes					Monthly Indices					Indices mensuels				
1989 1	71.0	88.8	0.6	79.9	2.2	83.8	102.0	25.5	82.2	-0.5					
1989 2	71.6	86.8	-10.0	82.5	5.9	77.0	90.3	19.1	85.3	1.8					
1989 3	76.8	91.4	-14.9	84.0	12.1	80.6	92.3	13.7	87.3	10.1					
1989 4	84.2	92.0	6.4	91.5	14.9	80.2	86.8	22.9	92.4	12.1					
1989 5	101.6	106.1	14.1	95.8	21.7	93.4	98.2	24.0	95.1	16.3					
1989 6	84.2	90.2	-3.7	93.4	17.2	90.3	93.0	10.1	97.1	17.7					
1989 7	86.3	95.1	-2.0	90.7	16.6	82.3	87.2	5.4	94.4	15.8					
1989 8	88.9	99.7	4.0	89.2	11.1	91.6	99.3	15.5	92.2	10.8					
1989 9	95.0	103.9	11.0	91.4	18.9	87.5	91.2	2.4	95.9	21.2					
1989 10	99.8	106.6	-0.6	93.6	31.1	94.7	97.4	3.7	97.2	33.2					
1989 11	99.1	105.1	0.1	94.3	36.5	99.9	104.2	12.5	95.9	36.8					
1989 12	108.0	113.9	1.2	94.8	28.8	95.6	97.5	-6.0	98.1	33.1					

BEC 3: MINERALISCHE
BRENNSTOFFE UND OELEBEC 3: FUELS AND
LUBRICANTSGCE 3: COMBUSTIBLES ET
LUBRIFIANTS

	Intra-EU Intra-EU Intra-UE					Extra-EU Extra-EU Extra-UE									
	VAL	VOL	VOL Δ%	UV	UV Δ%	VAL	VOL	VOL Δ%	UV	UV Δ%					
	Jährliche Indizes					Annual Indices					Indices annuels				
1980	109.9	101.7	-3.8	108.1	40.4	83.1	76.8	-16.5	108.2	44.1					
1981	142.5	98.2	-3.4	145.1	34.2	133.4	93.9	22.3	142.1	31.3					
1982	154.4	96.2	-2.0	160.5	10.6	151.2	100.5	7.0	150.4	5.8					
1983	172.3	106.3	10.5	162.1	1.0	148.8	98.0	-2.5	151.8	0.9					
1984	203.6	114.5	7.7	177.8	9.7	157.3	96.0	-2.0	163.9	8.0					
1985	225.2	121.6	6.2	185.2	4.2	164.7	96.4	0.4	170.8	4.2					
1986	124.7	119.7	-1.6	104.2	-43.7	93.6	102.1	5.9	91.7	-46.3					
1987	100.6	113.3	-5.3	88.8	-14.8	83.4	94.4	-7.5	88.4	-3.6					
1988	78.2	100.1	-11.7	78.1	-12.0	74.1	94.8	0.4	78.2	-11.5					
1989	90.1	100.4	0.3	89.7	14.9	85.9	94.3	-0.5	91.1	16.5					
1990	100.0	100.0	-0.4	100.0	11.5	100.0	100.0	6.0	100.0	9.8					
1991	104.4	102.9	2.9	101.5	1.5	95.1	95.0	-5.0	100.1	0.1					
1992	93.4	100.5	-2.3	92.9	-8.5	96.0	104.1	9.6	92.2	-7.9					
1993	97.7	105.6	5.1	92.5	-0.4	138.6	148.7	42.8	93.2	1.1					
	Vierteljährliche Indizes					Quarterly Indices					Indices trimestriels				
1989 1	82.2	102.2	-4.9	80.4	0.0	80.7	95.3	-3.7	84.7	8.0					
1989 2	85.7	92.4	-4.1	92.8	16.7	84.9	90.1	2.5	94.2	18.5					
1989 3	87.7	93.8	-2.8	93.5	17.3	91.5	99.5	11.5	92.0	14.1					
1989 4	103.0	111.3	7.0	92.5	26.5	99.0	106.0	13.6	93.4	25.4					
1990 1	97.6	102.1	-0.1	95.6	18.9	95.7	100.0	4.9	95.7	13.0					
1990 2	79.5	90.3	-2.3	88.0	-5.2	91.7	105.6	17.2	86.8	-7.9					
1990 3	91.1	96.3	2.7	94.6	1.2	92.9	93.9	-5.6	98.9	7.5					
1990 4	130.1	109.4	-1.7	118.9	28.5	112.3	93.0	-12.3	120.7	29.2					
1991 1	114.9	107.5	5.3	106.9	11.8	86.1	82.9	-17.1	103.9	8.6					
1991 2	92.2	92.8	2.8	99.4	13.0	88.4	90.3	-14.5	97.9	12.8					
1991 3	87.9	87.5	-9.1	100.4	6.1	103.2	103.7	10.4	99.5	0.6					
1991 4	109.5	110.7	1.2	98.9	-16.8	101.6	101.8	9.5	99.8	-17.3					
1992 1	101.1	111.5	3.7	90.7	-15.2	87.2	96.0	15.8	90.8	-12.6					
1992 2	90.8	96.6	4.1	94.0	-5.4	97.3	103.3	14.4	94.2	-3.8					
1992 3	89.3	94.6	8.1	94.4	-6.0	101.5	112.6	8.6	90.1	-9.4					
1992 4	102.1	109.9	-0.7	92.9	-6.1	109.4	116.9	14.8	93.6	-6.2					
1993 1	97.1	104.6	-6.2	92.8	2.3	122.1	128.4	33.8	95.1	4.7					
1993 2	88.6	91.9	-4.9	96.4	2.6	143.5	148.9	44.1	96.4	2.3					
1993 3	97.0	102.6	8.5	94.5	0.1	139.0	147.1	30.6	94.5	4.9					
1993 4	106.5	121.7	10.7	87.5	-5.8	150.1	170.4	45.8	88.1	-5.9					
	Monatliche Indizes					Monthly Indices					Indices mensuels				
1989 1	88.1	111.8	2.7	78.8	-4.1	87.3	105.0	-1.0	83.1	3.5					
1989 2	74.4	92.0	-13.9	80.9	0.1	73.4	86.1	-11.2	85.3	8.5					
1989 3	83.9	102.7	-3.7	81.7	4.5	81.3	94.7	0.7	85.9	12.9					
1989 4	79.2	91.0	-5.5	87.0	9.2	79.2	88.7	5.6	89.3	11.8					
1989 5	88.0	92.1	0.2	95.6	20.3	75.8	77.7	-9.8	97.5	23.9					
1989 6	90.1	94.2	-6.8	95.6	20.4	99.6	103.7	10.8	96.0	20.5					
1989 7	82.1	86.0	-7.1	95.5	20.6	102.3	112.3	43.2	91.1	12.1					
1989 8	86.9	94.2	2.3	92.2	13.5	86.8	92.8	13.4	93.5	13.9					
1989 9	94.5	101.4	-3.3	93.2	18.4	85.7	93.5	-12.9	91.7	16.1					
1989 10	99.1	106.1	7.7	93.4	24.0	109.9	118.2	30.3	93.0	26.4					
1989 11	104.7	113.2	0.7	92.5	30.3	95.9	103.4	11.2	92.7	27.5					
1989 12	105.0	114.6	13.5	91.6	24.8	91.4	96.4	0.1	94.8	23.1					

BEC 3: MINERALISCHE
BRENNSTOFFE UND OELEBEC 3: FUELS AND
LUBRICANTSGCE 3: COMBUSTIBLES ET
LUBRIFIANTS

	Intra-EU Intra-EU Intra-UE					Extra-EU Extra-EU Extra-UE									
	VAL	VOL	VOL Δ%	UV	UV Δ%	VAL	VOL	VOL Δ%	UV	UV Δ%					
	Monatliche Indizes					Monthly Indices					Indices mensuels				
1990 1	106.0	108.9	22.6	97.3	21.8	104.4	105.1	3.0	99.3	20.8					
1990 2	85.5	90.6	4.4	94.4	14.4	87.8	91.0	0.8	96.5	13.1					
1990 3	84.5	94.4	3.3	89.5	6.5	92.0	100.6	9.0	91.5	4.8					
1990 4	89.6	103.1	12.1	86.9	-5.0	82.3	96.5	11.2	85.3	-7.7					
1990 5	83.4	100.6	-5.2	82.9	-13.5	87.2	108.4	10.4	80.4	-15.5					
1990 6	72.9	90.8	0.7	80.3	-14.0	77.9	102.0	9.7	76.4	-21.3					
1990 7	81.0	102.6	7.9	78.9	-13.0	82.5	109.7	25.8	75.2	-20.3					
1990 8	95.7	99.9	0.2	95.8	7.4	96.6	102.6	3.3	94.2	2.2					
1990 9	119.1	101.5	-2.3	117.3	28.3	106.8	89.8	-1.5	118.9	24.0					
1990 10	147.0	113.2	6.2	129.9	38.8	134.8	97.7	0.3	138.0	42.0					
1990 11	124.6	99.0	-5.8	125.9	33.5	124.3	94.0	-9.8	132.2	37.9					
1990 12	114.8	99.3	-12.8	115.6	21.9	121.7	101.0	3.6	120.5	22.8					
1991 1	131.6	117.4	7.8	112.1	15.2	130.3	118.8	13.0	109.7	10.5					
1991 2	108.0	104.0	14.8	103.8	10.0	99.0	106.9	17.5	92.6	-4.0					
1991 3	101.8	107.0	13.3	95.1	6.3	87.9	100.4	-0.2	87.5	-4.4					
1991 4	92.3	98.6	-4.4	93.6	7.7	90.7	100.8	4.5	90.0	5.5					
1991 5	100.6	104.8	4.2	96.0	15.8	93.5	102.1	-5.8	91.6	13.9					
1991 6	88.4	92.1	1.4	96.0	19.6	95.9	106.7	4.6	89.9	17.7					
1991 7	99.8	103.3	0.7	96.6	22.4	104.1	113.6	3.6	91.6	21.8					
1991 8	100.1	104.1	4.2	96.2	0.4	100.0	107.3	4.6	93.2	-1.1					
1991 9	98.9	101.5	0.0	97.4	-17.0	98.6	104.3	16.1	94.5	-20.5					
1991 10	109.7	111.3	-1.7	98.6	-24.1	106.4	110.9	13.5	95.9	-30.5					
1991 11	100.7	100.1	1.1	100.6	-20.1	112.0	115.2	22.6	97.2	-26.5					
1991 12	109.5	118.5	19.3	92.4	-20.1	98.3	111.5	10.4	88.2	-26.8					
1992 1	104.5	122.1	4.0	85.6	-23.6	100.0	122.1	2.8	81.9	-25.3					
1992 2	96.7	113.1	8.8	85.5	-17.6	87.8	107.6	0.7	81.6	-11.9					
1992 3	89.5	105.4	-1.5	84.9	-10.7	90.6	112.0	11.6	80.9	-7.5					
1992 4	92.5	107.6	9.1	86.0	-8.1	88.4	105.6	4.8	83.7	-7.0					
1992 5	87.2	97.4	-7.1	89.5	-6.8	94.2	108.1	5.9	87.1	-4.9					
1992 6	90.5	99.9	8.5	90.6	-5.6	99.7	112.2	5.2	88.9	-1.1					
1992 7	97.3	109.0	5.5	89.3	-7.6	98.4	114.5	0.8	85.9	-6.2					
1992 8	87.0	101.6	-2.4	85.6	-11.0	90.2	109.5	2.1	82.4	-11.6					
1992 9	90.1	105.6	4.0	85.3	-12.4	88.7	109.5	5.0	81.0	-14.3					
1992 10	90.4	103.4	-7.1	87.4	-11.4	95.9	114.7	3.4	83.6	-12.8					
1992 11	97.9	109.3	9.2	89.6	-10.9	92.6	105.9	-8.1	87.4	-10.1					
1992 12	96.6	111.2	-6.2	86.9	-6.0	101.6	118.7	6.5	85.6	-2.9					
1993 1	94.9	108.8	-10.9	87.2	1.9	90.2	108.2	-11.4	83.4	1.8					
1993 2	101.8	115.8	2.4	87.9	2.8	85.6	101.1	-6.0	84.7	3.8					
1993 3	88.7	98.1	-6.9	90.4	6.5	96.8	110.2	-1.6	87.8	8.5					
1993 4	93.2	105.0	-2.4	88.8	3.3	95.7	109.8	4.0	87.2	4.2					
1993 5	85.5	97.1	-0.3	88.1	-1.6	90.1	104.8	-3.1	86.0	-1.3					
1993 6	92.2	107.3	7.4	85.9	-5.2	88.1	104.7	-6.7	84.1	-5.4					
1993 7	88.3	101.2	-7.2	87.3	-2.2	90.2	108.2	-5.5	83.4	-2.9					
1993 8	95.5	109.5	7.8	87.2	1.9	95.5	115.8	5.8	82.5	0.1					
1993 9	90.6	107.1	1.4	84.6	-0.8	86.6	107.9	-1.5	80.3	-0.9					
1993 10	101.8	121.5	17.5	83.8	-4.1	90.4	113.1	-1.4	79.9	-4.4					
1993 11	98.8	117.9	7.9	83.8	-6.5	89.4	113.8	7.5	78.6	-10.1					
1993 12	120.7	153.6	38.1	78.6	-9.6	92.3	123.6	4.1	74.7	-12.7					

BEC 3: MINERALISCHE
BRENNSTOFFE UND OELEBEC 3: FUELS AND
LUBRICANTSGCE 3: COMBUSTIBLES ET
LUBRIFIANTS

	Intra-EU Intra-EU Intra-UE					Extra-EU Extra-EU Extra-UE					
	VAL	VOL	VOL Δ%	UV	UV Δ%	VAL	VOL	VOL Δ%	UV	UV Δ%	
	Monatliche Indizes			Monthly Indices			Indices mensuels				
1990 1	117.8	120.8	8.1	97.5	23.7	103.4	105.1	0.1	98.4	18.4	
1990 2	85.9	89.1	-3.2	96.4	19.2	91.0	93.7	8.8	97.1	13.8	
1990 3	89.0	96.3	-6.2	92.4	13.1	92.8	101.3	7.0	91.6	6.6	
1990 4	85.9	95.3	4.7	90.1	3.6	84.4	94.1	6.1	89.7	0.4	
1990 5	76.8	86.8	-5.8	88.5	-7.4	88.5	100.1	28.8	88.4	-9.3	
1990 6	75.7	89.0	-5.5	85.1	-11.0	102.3	122.8	18.4	83.3	-13.2	
1990 7	80.1	94.2	9.5	85.0	-11.0	89.7	107.3	-4.5	83.6	-8.2	
1990 8	88.9	97.6	3.6	91.1	-1.2	83.5	84.6	-8.8	98.7	5.6	
1990 9	104.3	97.1	-4.2	107.4	15.2	105.6	89.9	-3.9	117.5	28.1	
1990 10	142.8	117.3	10.6	121.7	30.3	123.0	97.7	-17.3	125.9	35.4	
1990 11	120.2	99.7	-11.9	120.6	30.4	109.3	88.9	-14.0	122.9	32.6	
1990 12	127.0	111.1	-3.1	114.3	24.8	104.3	92.3	-4.3	113.0	19.2	
1991 1	125.2	112.8	-6.6	111.0	13.8	88.6	79.1	-24.7	112.0	13.8	
1991 2	112.4	105.0	17.8	107.0	11.0	81.6	81.2	-13.3	100.5	3.5	
1991 3	107.0	104.7	8.7	102.2	10.6	88.1	88.4	-12.7	99.7	8.8	
1991 4	92.8	94.4	-0.9	98.3	9.1	96.7	99.3	5.5	97.4	8.6	
1991 5	88.9	88.0	1.4	101.0	14.1	81.8	82.8	-17.3	98.8	11.8	
1991 6	95.0	95.8	7.6	99.2	16.6	86.6	88.7	-27.8	97.6	17.2	
1991 7	91.0	90.8	-3.6	100.2	17.9	108.8	109.1	1.7	99.7	19.3	
1991 8	84.7	84.8	-13.1	99.9	9.7	110.6	112.4	32.9	98.4	-0.3	
1991 9	87.8	87.0	-10.4	100.9	-6.1	90.1	89.6	-0.3	100.6	-14.4	
1991 10	103.1	104.1	-11.3	99.0	-18.7	105.7	104.8	7.3	100.9	-19.9	
1991 11	109.3	107.9	8.2	101.3	-16.0	99.7	97.3	9.4	102.5	-16.6	
1991 12	116.3	120.3	8.3	96.7	-15.4	99.2	103.3	11.9	96.0	-15.0	
1992 1	104.1	114.0	1.1	91.3	-17.7	92.0	101.3	28.1	90.8	-18.9	
1992 2	100.7	112.5	7.1	89.5	-16.4	81.8	89.3	10.0	91.6	-8.9	
1992 3	98.5	108.0	3.2	91.2	-10.8	87.7	97.4	10.2	90.0	-9.7	
1992 4	94.8	102.6	8.7	92.4	-6.0	86.0	92.4	-6.9	93.1	-4.4	
1992 5	92.5	98.6	12.0	93.8	-7.1	94.6	99.6	20.3	95.0	-3.8	
1992 6	85.3	88.7	-7.4	96.2	-3.0	111.3	117.8	32.8	94.5	-3.2	
1992 7	86.6	90.2	-0.7	96.0	-4.2	108.1	116.2	6.5	93.0	-6.7	
1992 8	91.4	96.9	14.3	94.3	-5.6	98.5	110.6	-1.6	89.1	-9.5	
1992 9	89.8	96.7	11.1	92.9	-7.9	97.7	111.0	23.9	88.0	-12.5	
1992 10	98.8	107.7	3.5	91.7	-7.4	113.6	124.3	18.6	91.4	-9.4	
1992 11	100.6	108.3	0.4	92.9	-8.3	98.8	104.3	7.2	94.7	-7.6	
1992 12	107.1	113.7	-5.5	94.2	-2.6	116.0	122.1	18.2	95.0	-1.0	
1993 1	96.5	104.8	-8.1	92.1	0.9	104.7	111.7	10.3	93.7	3.2	
1993 2	97.3	106.3	-5.5	91.5	2.2	121.9	130.4	46.0	93.5	2.1	
1993 3	97.7	102.9	-4.7	94.9	4.1	139.7	143.1	46.9	97.6	8.4	
1993 4	88.3	90.8	-11.5	97.3	5.3	135.3	140.4	51.9	96.4	3.5	
1993 5	93.9	97.7	-0.9	96.1	2.5	150.6	153.5	54.1	98.1	3.3	
1993 6	83.4	87.1	-1.8	95.7	-0.5	144.9	153.0	29.9	94.7	0.2	
1993 7	92.2	95.9	6.3	96.1	0.1	142.1	146.8	26.3	96.8	4.1	
1993 8	102.9	106.9	10.3	96.3	2.1	136.4	144.3	30.5	94.5	6.1	
1993 9	95.7	104.9	8.5	91.2	-1.8	138.4	150.1	35.2	92.2	4.8	
1993 10	101.5	113.2	5.1	89.7	-2.2	163.3	183.1	47.3	89.2	-2.4	
1993 11	106.6	118.7	9.6	89.8	-3.3	137.5	156.8	50.3	87.7	-7.4	
1993 12	111.4	133.3	17.2	83.6	-11.3	149.4	171.5	40.5	87.1	-8.3	

**BEC 31: MINERALISCHE
BRENNSTOFFE UND OELE /
UNBEARBEITET**
**BEC 31: FUELS AND
LUBRICANTS / PRIMARY**
**GCE 31: COMBUSTIBLES ET
LUBRIFIANTS / PRODUITS DE
BASE**

	Intra-EU Intra-EU Intra-UE					Extra-EU Extra-EU Extra-UE									
	VAL	VOL	VOL Δ%	UV	UV Δ%	VAL	VOL	VOL Δ%	UV	UV Δ%					
	Jährliche Indizes					Annual Indices					Indices annuels				
1980	105.7	82.0	7.8	128.9	52.2	153.8	115.8	-13.8	132.8	63.5					
1981	151.8	85.6	4.4	177.3	37.5	184.7	97.1	-16.1	190.2	43.2					
1982	170.3	86.7	1.3	196.4	10.8	179.6	86.2	-11.2	208.3	9.5					
1983	197.9	99.9	15.2	198.1	0.9	158.5	77.0	-10.7	205.8	-1.2					
1984	259.5	118.7	18.8	218.6	10.3	174.0	78.4	1.8	221.9	7.8					
1985	303.6	136.2	14.7	222.9	2.0	167.3	75.1	-4.2	222.8	0.4					
1986	139.0	115.1	-15.5	120.8	-45.8	82.4	76.8	2.3	107.3	-51.8					
1987	120.9	114.5	-0.5	105.6	-12.6	76.7	75.6	-1.6	101.5	-5.4					
1988	81.7	93.1	-18.7	87.8	-16.9	66.6	79.4	5.0	83.9	-17.3					
1989	85.3	94.1	1.1	90.7	3.3	88.1	94.6	19.1	93.1	11.0					
1990	100.0	100.0	6.3	100.0	10.3	100.0	100.0	5.7	100.0	7.4					
1991	103.1	107.7	7.7	95.7	-4.3	101.3	110.4	10.4	91.8	-8.2					
1992	94.2	109.3	1.5	86.2	-9.9	96.6	116.4	5.4	83.0	-9.6					
1993	102.1	124.3	13.7	82.1	-4.8	94.3	116.6	0.2	80.9	-2.5					
	Vierteljährliche Indizes					Quarterly Indices					Indices trimestriels				
1989 1	64.8	75.6	-27.0	85.7	-5.0	82.1	92.1	25.8	89.1	2.6					
1989 2	88.3	99.9	20.8	88.4	-3.4	85.7	91.9	28.9	93.2	6.3					
1989 3	92.6	100.3	19.0	92.3	1.9	87.4	90.9	13.5	96.1	11.1					
1989 4	108.8	114.9	19.4	94.7	19.0	97.2	103.4	11.3	94.0	22.9					
1990 1	92.7	99.0	31.0	93.6	9.2	95.0	99.6	8.1	95.4	7.1					
1990 2	78.2	97.4	-2.5	80.3	-9.2	81.5	102.6	11.6	79.4	-14.8					
1990 3	94.5	94.3	-6.0	100.2	8.6	96.9	101.5	11.7	95.5	-0.6					
1990 4	128.1	102.8	-10.5	124.6	31.6	126.2	95.9	-7.3	131.6	40.0					
1991 1	113.2	118.0	19.2	95.9	2.5	101.2	108.3	8.7	93.4	-2.1					
1991 2	89.8	95.7	-1.7	93.8	16.8	93.5	105.4	2.7	88.7	11.7					
1991 3	102.3	104.7	11.0	97.7	-2.5	104.7	113.7	12.0	92.1	-3.6					
1991 4	106.4	111.9	8.9	95.1	-23.7	104.8	113.1	17.9	92.7	-29.6					
1992 1	98.9	118.3	0.3	83.6	-12.8	93.9	117.1	8.1	80.2	-14.1					
1992 2	91.2	102.7	7.3	88.8	-5.3	98.0	114.3	8.4	85.7	-3.4					
1992 3	92.8	107.9	3.1	86.0	-12.0	95.2	116.4	2.4	81.8	-11.2					
1992 4	95.3	110.0	-1.7	86.6	-8.9	99.9	118.7	5.0	84.2	-9.2					
1993 1	114.8	133.0	12.4	86.3	3.2	94.1	112.6	-3.8	83.6	4.2					
1993 2	85.4	101.4	-1.3	84.2	-5.2	95.1	113.2	-1.0	84.0	-2.0					
1993 3	86.2	104.1	-3.5	82.8	-3.7	94.7	117.6	1.0	80.5	-1.6					
1993 4	121.3	158.1	43.7	76.7	-11.4	93.5	122.9	3.5	76.1	-9.6					
	Monatliche Indizes					Monthly Indices					Indices mensuels				
1989 1	58.2	68.1	-28.2	85.5	-7.1	86.5	98.7	32.1	87.6	0.2					
1989 2	65.5	76.1	-27.0	86.1	-7.0	77.3	86.8	22.8	89.0	0.5					
1989 3	70.6	82.5	-26.2	85.6	-1.0	82.4	90.8	22.4	90.8	7.5					
1989 4	81.9	93.1	13.8	88.0	-4.0	76.4	83.2	32.9	91.8	4.3					
1989 5	105.4	119.2	47.2	88.4	-2.9	91.6	97.6	31.4	93.9	7.8					
1989 6	77.5	87.4	2.5	88.7	-3.3	88.9	94.8	23.0	93.8	6.5					
1989 7	84.9	92.5	20.0	91.8	1.5	82.0	85.1	11.1	96.3	10.4					
1989 8	90.0	95.6	7.5	94.1	0.5	93.8	99.5	23.3	94.3	6.3					
1989 9	102.9	112.8	30.0	91.2	3.9	86.3	88.1	6.0	98.0	16.9					
1989 10	105.5	111.6	14.1	94.5	20.4	95.8	100.1	12.3	95.7	23.6					
1989 11	102.1	108.2	12.8	94.4	21.6	100.4	107.8	21.8	93.1	26.2					
1989 12	118.9	124.9	31.3	95.2	15.0	95.4	102.5	1.2	93.1	19.2					

BEC 31: MINERALISCHE
BRENNSTOFFE UND OELE /
UNBEARBEITETBEC 31: FUELS AND
LUBRICANTS / PRIMARYGCE 31: COMBUSTIBLES ET
LUBRIFIANTS / PRODUITS DE
BASE

	Intra-EU Intra-EU Intra-UE					Extra-EU Extra-EU Extra-UE									
	VAL	VOL	VOL Δ%	UV	UV Δ%	VAL	VOL	VOL Δ%	UV	UV Δ%					
	Jährliche Indizes					Annual Indices					Indices annuels				
1980	120.4	93.7	1.0	128.5	51.7	67.3	42.8	-16.4	157.2	68.5					
1981	170.6	95.0	1.4	179.6	39.8	165.8	79.8	86.4	207.8	32.2					
1982	185.1	91.4	-3.8	202.5	12.8	199.9	93.8	17.5	213.1	2.6					
1983	223.9	110.6	21.0	202.4	0.0	189.3	88.9	-5.2	212.9	-0.1					
1984	271.3	120.1	8.6	225.9	11.6	212.1	90.7	2.0	233.8	9.8					
1985	314.1	135.0	12.4	232.7	3.0	195.3	81.5	-10.1	239.6	2.5					
1986	149.0	117.7	-12.8	126.6	-45.6	107.1	105.2	29.1	101.8	-57.5					
1987	124.3	116.1	-1.4	107.1	-15.4	108.2	99.0	-5.9	109.3	7.4					
1988	85.5	93.4	-19.6	91.5	-14.6	77.9	88.0	-11.1	88.5	-19.0					
1989	89.4	100.6	7.7	88.9	-2.8	75.3	82.9	-5.8	90.8	2.6					
1990	100.0	100.0	-0.6	100.0	12.5	100.0	100.0	20.6	100.0	10.1					
1991	103.1	104.5	4.5	98.7	-1.3	78.3	85.4	-14.6	91.7	-8.3					
1992	90.6	99.8	-4.5	90.8	-8.0	86.8	103.1	20.7	84.2	-8.2					
1993	83.2	94.1	-5.7	88.4	-2.6	118.2	144.8	40.4	81.6	-3.1					
	Vierteljährliche Indizes					Quarterly Indices					Indices trimestriels				
1989 1	88.1	103.4	-5.7	85.2	-10.6	66.4	66.4	-45.3	100.0	10.5					
1989 2	80.2	93.7	9.5	85.6	-10.2	74.8	82.7	-7.4	90.4	-0.7					
1989 3	85.2	92.2	19.7	92.4	-1.5	81.3	86.9	34.5	93.6	3.4					
1989 4	123.3	134.6	33.0	91.6	10.9	100.2	119.2	65.8	84.1	4.6					
1990 1	109.1	115.8	12.0	94.2	10.6	94.0	103.2	55.4	91.1	-8.9					
1990 2	72.2	80.0	-14.6	90.2	5.4	84.6	107.3	29.7	78.8	-12.8					
1990 3	75.5	73.9	-19.8	102.1	10.5	87.7	80.2	-7.7	109.4	16.9					
1990 4	124.4	111.3	-17.3	111.8	22.1	108.7	84.3	-29.3	129.0	53.4					
1991 1	120.6	123.8	6.9	97.4	3.4	50.6	59.9	-42.0	84.5	-7.2					
1991 2	87.3	85.7	7.1	101.9	13.0	65.6	74.2	-30.8	88.4	12.2					
1991 3	78.3	76.8	3.9	101.9	-0.2	96.8	101.3	26.3	95.6	-12.6					
1991 4	114.4	119.5	7.4	95.7	-14.4	103.4	109.8	30.2	94.2	-27.0					
1992 1	106.5	120.1	-3.0	88.7	-8.9	72.3	90.0	50.3	80.3	-5.0					
1992 2	85.9	90.1	5.1	95.3	-6.5	79.6	87.9	18.5	90.6	2.5					
1992 3	74.4	78.6	2.3	94.6	-7.2	91.3	110.4	9.0	82.7	-13.5					
1992 4	103.4	118.8	-0.6	87.0	-9.1	103.8	124.2	13.1	83.6	-11.3					
1993 1	89.4	102.4	-14.7	87.3	-1.6	102.8	121.6	35.1	84.5	5.2					
1993 2	63.3	66.3	-26.4	95.4	0.1	118.8	137.3	56.2	86.5	-4.5					
1993 3	73.3	77.2	-1.8	94.9	0.3	125.1	154.2	39.7	81.1	-1.9					
1993 4	105.9	129.6	9.1	81.7	-6.1	126.2	166.1	33.7	76.0	-9.1					
	Monatliche Indizes					Monthly Indices					Indices mensuels				
1989 1	91.9	107.6	5.2	85.4	-12.9	67.6	68.4	-50.4	98.9	5.3					
1989 2	74.1	86.4	-23.1	85.8	-11.6	57.7	53.5	-54.2	107.9	17.7					
1989 3	98.4	116.3	1.9	84.6	-7.2	73.6	77.1	-29.9	95.5	12.5					
1989 4	77.0	94.0	15.2	81.9	-14.2	91.4	92.4	2.4	98.9	8.8					
1989 5	82.2	92.9	13.6	88.5	-7.3	60.6	74.8	-14.7	81.0	-11.0					
1989 6	81.5	94.3	0.9	86.4	-9.1	72.3	81.0	-10.0	89.2	-2.0					
1989 7	73.4	81.3	8.8	90.3	-3.2	107.4	113.5	109.4	94.6	4.0					
1989 8	91.1	99.1	25.8	91.9	-6.4	71.8	70.5	37.4	101.8	8.6					
1989 9	91.1	96.2	24.1	94.7	5.3	64.7	76.5	-13.2	84.6	-4.2					
1989 10	108.9	125.0	36.3	87.1	2.2	117.0	133.0	79.0	88.0	12.5					
1989 11	131.4	144.9	36.1	90.7	14.1	100.5	119.1	86.1	84.4	9.8					
1989 12	129.5	133.5	26.7	97.0	16.4	83.2	105.2	35.9	79.1	-7.5					

**BEC 31: MINERALISCHE
BRENNSTOFFE UND OELE /
UNBEARBEITET**
**BEC 31: FUELS AND
LUBRICANTS / PRIMARY**
**GCE 31: COMBUSTIBLES ET
LUBRIFIANTS / PRODUITS DE
BASE**

	Intra-EU Intra-EU Intra-UE					Extra-EU Extra-EU Extra-UE									
	VAL	VOL	VOL Δ%	UV	UV Δ%	VAL	VOL	VOL Δ%	UV	UV Δ%					
	Monatliche Indizes					Monthly Indices					Indices mensuels				
1990 1	102.3	105.8	55.4	96.7	13.1	104.1	105.9	7.3	98.3	12.2					
1990 2	88.5	93.1	22.3	95.1	10.5	88.4	91.8	5.8	96.3	8.2					
1990 3	87.2	98.1	18.9	88.9	3.9	92.5	101.2	11.5	91.4	0.7					
1990 4	89.7	107.2	15.1	83.7	-4.9	78.8	93.9	12.9	83.9	-8.6					
1990 5	79.3	98.9	-17.0	80.2	-9.3	87.5	110.6	13.3	79.1	-15.8					
1990 6	65.5	85.9	-1.7	76.2	-14.1	77.9	103.2	8.9	75.5	-19.5					
1990 7	69.1	89.2	-3.6	77.5	-15.6	82.7	110.7	30.1	74.7	-22.4					
1990 8	89.3	90.1	-5.8	99.1	5.3	98.2	103.2	3.7	95.2	1.0					
1990 9	125.0	103.6	-8.2	120.7	32.3	110.0	90.7	3.0	121.3	23.8					
1990 10	151.8	113.4	1.6	133.9	41.7	137.0	97.1	-3.0	141.1	47.4					
1990 11	120.5	96.0	-11.3	125.5	32.9	120.6	90.1	-16.4	133.9	43.8					
1990 12	112.2	99.1	-20.7	113.2	18.9	121.1	100.6	-1.9	120.4	29.3					
1991 1	131.6	123.3	16.5	106.7	10.3	126.5	117.9	11.3	107.3	9.2					
1991 2	100.3	110.1	18.3	91.1	-4.2	91.6	105.4	14.8	86.9	-9.8					
1991 3	107.6	120.5	22.8	89.3	0.4	85.4	101.7	0.5	84.0	-8.1					
1991 4	96.8	105.5	-1.6	91.8	9.7	91.1	103.4	10.1	88.1	5.0					
1991 5	88.4	92.0	-7.0	96.1	19.8	93.6	103.8	-6.1	90.2	14.0					
1991 6	84.1	89.6	4.3	93.9	23.2	95.8	108.9	5.5	88.0	16.6					
1991 7	96.6	99.8	11.9	96.8	24.9	107.6	119.3	7.8	90.2	20.7					
1991 8	105.7	107.7	19.5	98.1	-1.0	103.7	112.3	8.8	92.3	-3.0					
1991 9	104.7	106.6	2.9	98.2	-18.6	102.7	109.5	20.7	93.8	-22.7					
1991 10	109.7	110.0	-3.0	99.7	-25.5	107.8	113.1	16.5	95.3	-32.5					
1991 11	94.9	96.2	0.2	98.6	-21.4	108.7	112.5	24.9	96.6	-27.9					
1991 12	114.7	129.5	30.7	88.6	-21.7	98.1	113.5	12.8	86.4	-28.2					
1992 1	100.8	122.8	-0.4	82.1	-23.1	101.9	127.0	7.7	80.2	-25.3					
1992 2	99.1	117.6	6.8	84.3	-7.5	87.4	108.9	3.3	80.3	-7.6					
1992 3	96.9	114.7	-4.8	84.5	-5.4	92.7	115.6	13.7	80.2	-4.5					
1992 4	94.4	110.2	4.5	85.7	-6.6	91.9	111.1	7.4	82.7	-6.1					
1992 5	84.8	94.4	2.6	89.8	-6.6	98.1	113.8	9.6	86.2	-4.4					
1992 6	94.3	103.5	15.5	91.1	-3.0	104.3	118.2	8.5	88.2	0.2					
1992 7	100.6	115.0	15.2	87.5	-9.6	101.9	120.6	1.1	84.5	-6.3					
1992 8	87.6	103.3	-4.1	84.8	-13.6	92.7	114.3	1.8	81.1	-12.1					
1992 9	90.0	105.3	-1.2	85.5	-12.9	91.0	114.2	4.3	79.7	-15.0					
1992 10	81.3	94.2	-14.4	86.3	-13.4	100.4	122.2	8.0	82.2	-13.7					
1992 11	101.9	116.1	20.7	87.8	-11.0	94.6	109.8	-2.4	86.2	-10.8					
1992 12	102.8	119.9	-7.4	85.7	-3.3	105.0	124.3	9.5	84.5	-2.2					
1993 1	113.8	132.6	8.0	85.8	4.5	96.2	117.7	-7.3	81.7	1.9					
1993 2	134.6	156.3	32.9	86.1	2.1	88.3	106.4	-2.3	83.0	3.4					
1993 3	96.1	110.2	-3.9	87.2	3.2	97.8	113.6	-1.7	86.1	7.4					
1993 4	91.7	107.9	-2.1	85.0	-0.8	99.4	116.3	4.7	85.5	3.4					
1993 5	81.6	95.4	1.1	85.5	-4.8	94.1	111.5	-2.0	84.4	-2.1					
1993 6	82.8	100.8	-2.6	82.1	-9.9	91.8	111.8	-5.4	82.1	-6.9					
1993 7	85.6	100.7	-12.4	85.0	-2.9	94.2	114.9	-4.7	82.0	-3.0					
1993 8	89.3	106.6	3.2	83.8	-1.2	99.9	122.9	7.5	81.3	0.2					
1993 9	83.7	104.9	-0.4	79.8	-6.7	90.2	115.0	0.7	78.4	-1.6					
1993 10	108.5	135.0	43.3	80.4	-6.8	93.4	118.5	-3.0	78.8	-4.1					
1993 11	98.6	124.3	7.1	79.3	-9.7	91.3	118.7	8.1	76.9	-10.8					
1993 12	156.6	215.1	79.4	72.8	-15.1	95.8	131.4	5.7	72.9	-13.7					

EU Ausfuhr
**BEC 31: MINERALISCHE
 BRENNSTOFFE UND OELE /
 UNBEARBEITET**

EU Exports
**BEC 31: FUELS AND
 LUBRICANTS / PRIMARY**

Exportations UE
**GCE 31: COMBUSTIBLES ET
 LUBRIFIANTS / PRODUITS DE
 BASE**

1990=100

	Intra-EU Intra-EU Intra-UE					Extra-EU Extra-EU Extra-UE									
	VAL	VOL	VOL Δ%	UV	UV Δ%	VAL	VOL	VOL Δ%	UV	UV Δ%					
	Monatliche Indizes					Monthly Indices					Indices mensuels				
1990 1	134.1	140.1	30.2	95.7	12.1	90.2	93.9	37.3	96.1	-2.8					
1990 2	88.8	93.1	7.8	95.4	11.2	97.2	106.4	98.9	91.4	-15.3					
1990 3	104.2	114.1	-1.9	91.3	7.9	94.3	109.1	41.5	86.4	-9.5					
1990 4	90.8	102.5	9.0	88.6	8.2	87.5	107.1	15.9	81.7	-17.4					
1990 5	73.5	80.0	-13.9	91.9	3.8	78.3	97.8	30.7	80.1	-1.1					
1990 6	52.0	57.5	-39.0	90.5	4.7	88.0	117.0	44.4	75.2	-15.7					
1990 7	52.4	58.4	-28.2	89.8	-0.6	75.5	93.4	-17.7	80.8	-14.6					
1990 8	76.2	76.0	-23.3	100.2	9.0	69.6	62.0	-12.1	112.3	10.3					
1990 9	97.7	87.3	-9.3	111.9	18.2	118.1	85.3	11.5	138.4	63.6					
1990 10	130.0	111.9	-10.5	116.2	33.4	124.4	88.4	-33.5	140.7	59.9					
1990 11	113.5	100.0	-31.0	113.5	25.1	106.5	80.0	-32.8	133.1	57.7					
1990 12	129.6	121.9	-8.7	106.3	9.6	95.4	84.6	-19.6	112.8	42.6					
1991 1	125.9	125.8	-10.2	100.1	4.6	35.5	35.7	-62.0	99.3	3.3					
1991 2	121.4	126.3	35.7	96.1	0.7	53.9	68.9	-35.2	78.2	-14.4					
1991 3	114.5	119.4	4.6	95.9	5.0	62.6	75.1	-31.2	83.4	-3.5					
1991 4	91.4	90.7	-11.5	100.8	13.8	77.9	86.4	-19.3	90.2	10.4					
1991 5	85.4	82.0	2.5	104.1	13.3	55.7	62.0	-36.6	89.9	12.2					
1991 6	85.2	84.4	46.8	100.9	11.5	63.2	74.3	-36.5	85.0	13.0					
1991 7	73.7	72.9	24.8	101.1	12.6	96.6	99.9	7.0	96.7	19.7					
1991 8	66.4	64.5	-15.1	102.9	2.7	110.6	117.7	89.8	94.0	-16.3					
1991 9	94.9	93.1	6.6	101.9	-8.9	83.4	86.2	1.1	96.7	-30.1					
1991 10	96.3	96.7	-13.6	99.6	-14.3	102.9	103.3	16.9	99.6	-29.2					
1991 11	111.2	112.6	12.6	98.8	-13.0	113.9	116.1	45.1	98.1	-26.3					
1991 12	135.3	149.0	22.2	90.8	-14.6	93.4	110.0	30.0	84.9	-24.7					
1992 1	115.6	131.2	4.3	88.1	-12.0	78.2	97.9	174.2	79.9	-19.5					
1992 2	103.8	116.5	-7.8	89.1	-7.3	62.0	76.3	10.7	81.3	4.0					
1992 3	100.3	112.7	-5.6	89.0	-7.2	76.7	95.9	27.7	80.0	-4.1					
1992 4	103.6	111.9	23.4	92.6	-8.1	70.6	80.3	-7.1	87.9	-2.5					
1992 5	83.9	87.6	6.8	95.8	-8.0	82.7	90.8	46.5	91.1	1.3					
1992 6	70.0	70.9	-16.0	98.7	-2.2	85.7	92.7	24.8	92.5	8.8					
1992 7	69.6	70.5	-3.3	98.7	-2.4	86.0	99.5	-0.4	86.4	-10.7					
1992 8	80.0	84.3	30.7	94.9	-7.8	94.2	114.6	-2.6	82.2	-12.6					
1992 9	73.5	81.0	-13.0	90.8	-10.9	93.8	117.1	35.8	80.1	-17.2					
1992 10	93.7	107.8	11.5	86.9	-12.8	119.6	144.4	39.8	82.8	-16.9					
1992 11	112.1	130.2	15.6	86.1	-12.9	85.8	104.2	-10.2	82.3	-16.1					
1992 12	104.4	118.6	-20.4	88.0	-3.1	106.1	123.8	12.5	85.7	0.9					
1993 1	92.6	107.8	-17.8	85.9	-2.5	90.6	110.4	12.8	82.1	2.8					
1993 2	97.2	114.4	-1.8	85.0	-4.6	104.6	126.6	65.9	82.6	1.6					
1993 3	78.4	85.1	-24.5	92.1	3.5	113.1	127.9	33.4	88.4	10.5					
1993 4	69.7	74.9	-33.1	93.0	0.4	122.5	136.1	69.5	90.0	2.4					
1993 5	63.0	65.6	-25.1	96.0	0.2	138.6	161.2	77.5	86.0	-5.6					
1993 6	57.2	58.5	-17.5	97.8	-0.9	95.0	114.6	23.6	82.9	-10.4					
1993 7	64.6	64.6	-8.4	100.0	1.3	140.7	169.5	70.4	83.0	-3.9					
1993 8	83.4	85.5	1.4	97.6	2.8	113.2	137.7	20.2	82.2	0.0					
1993 9	71.6	81.3	0.4	88.1	-3.0	121.4	155.3	32.6	78.2	-2.4					
1993 10	88.1	103.9	-3.6	84.8	-2.4	142.5	179.7	24.4	79.3	-4.2					
1993 11	113.3	135.7	4.2	83.5	-3.0	121.3	158.2	51.8	76.7	-6.8					
1993 12	116.5	149.2	25.8	78.1	-11.3	114.9	160.3	29.5	71.7	-16.3					

**BEC 32: MINERALISCHE
BRENNSTOFFE UND OELE /
BEARBEITET**

**BEC 32: FUELS AND
LUBRICANTS /
PROCESSED**

**GCE 32: COMBUSTIBLES ET
LUBRIFIANTS / PRODUITS
AYANT SUBI UNE
TRANSFORMATION**

	Intra-EU Intra-EU Intra-UE					Extra-EU Extra-EU Extra-UE									
	VAL	VOL	VOL Δ%	UV	UV Δ%	VAL	VOL	VOL Δ%	UV	UV Δ%					
	Jährliche Indizes					Annual Indices					Indices annuels				
1980	97.8	88.0	-8.1	111.1	27.1	75.3	60.5	16.8	124.5	27.0					
1981	120.6	84.9	-3.5	142.1	27.9	97.6	61.1	1.0	159.8	28.4					
1982	126.6	82.7	-2.6	153.1	7.7	127.5	74.5	21.9	171.1	7.1					
1983	133.3	86.3	4.4	154.5	0.9	140.7	81.0	8.7	173.7	1.5					
1984	151.8	90.7	5.1	167.4	8.3	166.3	86.5	6.8	192.3	10.7					
1985	156.2	91.0	0.3	171.6	2.5	185.4	96.0	11.0	193.1	0.4					
1986	92.4	100.8	10.8	91.7	-46.6	91.3	90.9	-5.3	100.4	-48.0					
1987	83.0	97.8	-3.0	84.9	-7.4	87.5	96.0	5.6	91.1	-9.3					
1988	71.9	96.1	-1.7	74.8	-11.9	70.1	93.2	-2.9	75.2	-17.5					
1989	88.3	97.8	1.8	90.3	20.7	86.9	95.2	2.1	91.3	21.4					
1990	100.0	100.0	2.2	100.0	10.7	100.0	100.0	5.0	100.0	9.5					
1991	104.9	105.2	5.2	99.7	-0.3	104.4	103.9	3.9	100.5	0.5					
1992	92.7	105.7	0.5	87.7	-12.0	82.7	94.3	-9.2	87.7	-12.7					
1993	94.5	107.6	1.8	87.8	0.1	79.6	90.2	-4.3	88.2	0.6					
	Vierteljährliche Indizes					Quarterly Indices					Indices trimestriels				
1989 1	77.4	94.4	8.1	82.0	10.4	75.2	91.9	0.8	81.8	6.5					
1989 2	91.1	96.5	6.4	94.4	21.6	95.4	101.2	12.8	94.3	21.7					
1989 3	88.9	99.0	2.4	89.8	17.5	86.3	94.1	1.2	91.7	19.2					
1989 4	98.9	104.8	-3.3	94.4	32.0	95.7	98.9	4.4	96.8	38.3					
1990 1	91.5	97.2	3.0	94.1	14.8	94.2	96.8	5.3	97.3	18.9					
1990 2	83.9	98.5	2.1	85.2	-9.7	86.0	101.1	-0.1	85.1	-9.8					
1990 3	100.7	105.2	6.3	95.7	6.6	89.9	98.1	4.3	91.6	-0.1					
1990 4	128.7	103.9	-0.9	123.9	31.3	129.1	103.2	4.3	125.1	29.2					
1991 1	114.1	105.2	8.2	108.5	15.3	121.2	110.1	13.7	110.1	13.2					
1991 2	95.9	100.0	1.5	95.9	12.6	93.7	96.8	-4.3	96.8	13.7					
1991 3	98.1	102.0	-3.0	96.2	0.5	88.5	91.5	-6.7	96.7	5.6					
1991 4	106.7	108.9	4.8	98.0	-20.9	108.2	111.0	7.6	97.5	-22.1					
1992 1	95.9	111.1	5.6	86.3	-20.5	89.0	103.7	-5.8	85.8	-22.1					
1992 2	89.6	101.2	1.2	88.5	-7.7	80.5	90.8	-6.2	88.7	-8.4					
1992 3	90.9	104.2	2.2	87.2	-9.4	83.0	95.6	4.5	86.8	-10.2					
1992 4	94.7	106.8	-1.9	88.7	-9.5	85.5	95.4	-14.1	89.6	-8.1					
1993 1	84.6	94.2	-15.2	89.8	4.1	80.2	87.9	-15.2	91.2	6.3					
1993 2	92.9	104.0	2.8	89.3	0.9	78.7	85.8	-5.5	91.7	3.4					
1993 3	94.3	106.9	2.6	88.2	1.1	78.0	89.3	-6.6	87.4	0.7					
1993 4	99.7	118.1	10.6	84.4	-4.8	81.5	98.2	2.9	83.0	-7.4					
	Monatliche Indizes					Monthly Indices					Indices mensuels				
1989 1	77.6	97.6	24.2	79.5	5.6	74.9	94.8	-0.2	79.0	2.6					
1989 2	74.7	90.4	5.6	82.6	10.9	76.0	92.4	8.2	82.2	5.2					
1989 3	80.0	95.2	-2.6	84.0	14.4	74.6	88.4	-5.0	84.4	11.9					
1989 4	85.3	92.3	9.9	92.4	18.6	92.9	101.8	15.3	91.3	18.1					
1989 5	99.9	103.3	9.0	96.7	25.9	99.0	104.4	25.2	94.8	22.0					
1989 6	88.0	93.9	0.8	93.7	20.1	94.4	97.4	-0.1	96.9	24.9					
1989 7	87.3	96.8	-6.7	90.2	19.3	83.5	90.6	-0.7	92.2	21.2					
1989 8	88.5	100.5	6.3	88.1	13.2	84.3	93.7	2.5	90.0	14.9					
1989 9	91.0	99.8	8.5	91.2	20.5	91.0	98.0	1.6	92.9	21.8					
1989 10	96.9	103.8	-1.9	93.4	29.5	91.2	94.8	-1.1	96.2	36.8					
1989 11	97.5	103.3	-0.2	94.4	36.8	99.1	104.1	12.8	95.2	38.0					
1989 12	102.2	107.4	-7.4	95.2	30.1	96.9	97.8	2.0	99.1	40.4					

EU Ausfuhr
**BEC 32: MINERALISCHE
 BRENNSTOFFE UND OELE /
 BEARBEITET**

EU Exports
**BEC 32: FUELS AND
 LUBRICANTS /
 PROCESSED**

Exportations UE
**GCE 32: COMBUSTIBLES ET
 LUBRIFIANTS / PRODUITS
 AYANT SUBI UNE
 TRANSFORMATION**

	Intra-EU Intra-EU Intra-UE					Extra-EU Extra-EU Extra-UE									
	VAL	VOL	VOL Δ%	UV	UV Δ%	VAL	VOL	VOL Δ%	UV	UV Δ%					
	Jährliche Indizes					Annual Indices					Indices annuels				
1980	105.4	100.4	-6.7	105.0	33.9	91.8	98.9	-15.9	92.8	35.9					
1981	128.1	93.6	-6.8	136.9	30.4	117.6	97.4	-1.5	120.7	30.1					
1982	138.9	93.2	-0.4	149.0	8.8	126.9	97.7	0.3	129.9	7.6					
1983	144.9	95.6	2.6	151.6	1.7	129.0	97.4	-0.3	132.4	1.9					
1984	167.3	102.3	7.0	163.5	7.8	130.4	92.5	-5.0	141.0	6.5					
1985	176.8	102.8	0.5	172.0	5.2	150.1	100.8	9.0	148.9	5.6					
1986	111.4	112.3	9.2	99.2	-42.3	87.1	94.5	-6.3	92.2	-38.1					
1987	87.7	103.4	-7.9	84.8	-14.5	71.5	86.3	-8.7	82.8	-10.2					
1988	74.3	97.1	-6.1	76.5	-9.8	72.4	92.5	7.2	78.3	-5.4					
1989	90.5	100.1	3.1	90.4	18.2	91.1	99.4	7.5	91.6	17.0					
1990	100.0	100.0	-0.1	100.0	10.6	100.0	100.0	0.6	100.0	9.2					
1991	105.1	102.2	2.2	102.8	2.8	103.3	99.3	-0.7	104.0	4.0					
1992	94.9	101.3	-0.9	93.7	-8.9	100.4	104.9	5.6	95.7	-8.0					
1993	105.5	112.1	10.7	94.1	0.4	148.4	150.5	43.5	98.6	3.0					
	Vierteljährliche Indizes					Quarterly Indices					Indices trimestriels				
1989 1	78.9	97.4	-1.0	81.0	3.8	87.2	104.3	30.5	83.6	7.3					
1989 2	88.5	95.7	-1.1	92.5	20.8	89.7	94.1	15.3	95.3	20.6					
1989 3	89.1	95.1	-7.2	93.7	20.9	96.5	104.6	6.8	92.3	15.2					
1989 4	92.5	98.0	0.7	94.4	27.7	98.9	103.3	4.8	95.7	25.8					
1990 1	91.2	94.5	-3.0	96.5	19.1	96.6	98.7	-5.4	97.9	17.1					
1990 2	83.5	96.2	0.5	86.8	-6.2	95.0	105.0	11.6	90.5	-5.0					
1990 3	99.6	108.6	14.2	91.7	-2.1	95.4	100.2	-4.2	95.2	3.1					
1990 4	132.9	108.0	10.2	123.1	30.4	113.9	97.0	-6.1	117.4	22.7					
1991 1	111.7	99.3	5.1	112.5	16.6	103.1	93.2	-5.6	110.6	13.0					
1991 2	95.0	96.6	0.4	98.3	13.2	99.3	97.4	-7.2	101.9	12.6					
1991 3	93.0	93.5	-13.9	99.5	8.5	106.3	104.9	4.7	101.3	6.4					
1991 4	107.0	106.3	-1.6	100.7	-18.2	100.7	98.2	1.2	102.5	-12.7					
1992 1	98.1	107.3	8.1	91.4	-18.8	94.3	98.8	6.0	95.4	-13.7					
1992 2	93.8	100.6	4.1	93.2	-5.2	105.7	110.0	12.9	96.1	-5.7					
1992 3	97.3	103.3	10.5	94.2	-5.3	106.2	113.8	8.5	93.3	-7.9					
1992 4	101.5	105.6	-0.7	96.1	-4.6	112.1	114.5	16.6	97.9	-4.5					
1993 1	101.3	106.2	-1.0	95.4	4.4	131.4	131.4	33.0	100.0	4.8					
1993 2	102.3	105.7	5.1	96.8	3.9	155.5	154.1	40.1	100.9	5.0					
1993 3	109.9	116.4	12.7	94.4	0.2	145.7	144.5	27.0	100.8	8.0					
1993 4	106.9	118.2	11.9	90.4	-5.9	161.5	172.2	50.4	93.8	-4.2					
	Monatliche Indizes					Monthly Indices					Indices mensuels				
1989 1	85.9	109.7	4.0	78.3	-1.5	95.8	117.4	45.7	81.6	2.8					
1989 2	74.1	90.0	-6.1	82.3	6.2	80.5	95.4	19.8	84.4	9.3					
1989 3	76.8	92.6	-1.4	82.9	7.9	85.1	100.1	26.2	85.0	10.4					
1989 4	79.9	90.9	-8.6	87.9	14.6	73.8	80.6	7.2	91.6	14.8					
1989 5	90.9	96.0	4.0	94.7	24.0	82.6	86.4	8.1	95.6	23.0					
1989 6	94.7	100.2	1.4	94.5	23.4	112.7	115.4	28.8	97.7	22.9					
1989 7	86.2	90.6	-7.6	95.1	23.8	100.1	108.0	23.6	92.7	14.6					
1989 8	84.7	92.2	-2.6	91.9	18.4	94.3	102.6	8.6	91.9	13.7					
1989 9	96.6	102.5	-10.6	94.2	20.6	95.5	103.4	-7.5	92.4	17.1					
1989 10	94.5	100.5	5.3	94.0	24.3	107.1	111.8	19.7	95.8	26.2					
1989 11	91.1	96.0	-9.8	94.9	31.3	94.1	98.8	-3.1	95.2	27.1					
1989 12	92.0	97.6	8.4	94.3	27.6	95.3	99.4	-1.1	95.9	23.6					

**BEC 32: MINERALISCHE
BRENNSTOFFE UND OELE /
BEARBEITET**

**BEC 32: FUELS AND
LUBRICANTS /
PROCESSED**

**GCE 32: COMBUSTIBLES ET
LUBRIFIANTS / PRODUITS
AYANT SUBI UNE
TRANSFORMATION**

	Intra-EU Intra-EU Intra-UE					Extra-EU Extra-EU Extra-UE									
	VAL	VOL	VOL Δ%	UV	UV Δ%	VAL	VOL	VOL Δ%	UV	UV Δ%					
	Monatliche Indizes					Monthly Indices					Indices mensuels				
1990 1	107.8	110.3	13.0	97.7	22.9	105.3	102.8	8.4	102.4	29.6					
1990 2	83.9	89.2	-1.3	94.1	13.9	86.1	88.6	-4.1	97.2	18.2					
1990 3	82.8	92.2	-3.2	89.8	6.9	91.2	99.0	12.0	92.1	9.1					
1990 4	89.5	101.0	9.4	88.6	-4.1	93.5	104.4	2.6	89.6	-1.9					
1990 5	85.5	101.3	-1.9	84.4	-12.7	86.1	101.3	-3.0	85.0	-10.3					
1990 6	76.7	93.2	-0.7	82.3	-12.2	78.2	97.5	0.1	80.2	-17.2					
1990 7	87.3	109.8	13.4	79.5	-11.9	81.9	106.2	17.2	77.1	-16.4					
1990 8	99.4	105.7	5.2	94.0	6.7	90.8	100.4	7.2	90.4	0.4					
1990 9	115.4	100.1	0.3	115.3	26.4	97.0	87.6	-10.6	110.7	19.2					
1990 10	144.0	112.6	8.5	127.9	36.9	127.5	99.5	5.0	128.1	33.2					
1990 11	126.3	100.0	-3.2	126.3	33.8	136.9	107.8	3.6	127.0	33.4					
1990 12	116.2	99.2	-7.6	117.1	23.0	123.3	102.4	4.7	120.4	21.5					
1991 1	131.7	114.4	3.7	115.1	17.8	143.7	122.1	18.8	117.7	14.9					
1991 2	112.1	101.0	13.2	111.0	18.0	123.8	111.6	26.0	110.9	14.1					
1991 3	98.7	100.2	8.7	98.5	9.7	96.3	96.6	-2.4	99.7	8.3					
1991 4	89.9	95.0	-5.9	94.6	6.8	90.2	93.1	-10.8	96.9	8.1					
1991 5	107.0	111.5	10.1	96.0	13.7	94.3	97.6	-3.7	96.6	13.6					
1991 6	90.8	93.5	0.3	97.1	18.0	96.7	99.7	2.3	97.0	20.9					
1991 7	101.5	105.2	-4.2	96.5	21.4	92.3	95.5	-10.1	96.7	25.4					
1991 8	97.1	102.1	-3.4	95.1	1.2	88.3	91.7	-8.7	96.3	6.5					
1991 9	95.7	98.7	-1.4	97.0	-15.9	84.6	87.2	-0.5	97.0	-12.4					
1991 10	109.8	111.9	-0.6	98.1	-23.3	101.6	103.7	4.2	98.0	-23.5					
1991 11	103.7	102.0	2.0	101.7	-19.5	123.1	124.0	15.0	99.3	-21.8					
1991 12	106.5	112.7	13.6	94.5	-19.3	99.8	105.4	2.9	94.7	-21.3					
1992 1	106.9	122.0	6.6	87.6	-23.9	94.1	106.9	-12.4	88.0	-25.2					
1992 2	95.4	110.8	9.7	86.1	-22.4	89.1	103.7	-7.1	85.9	-22.5					
1992 3	85.6	100.6	0.4	85.1	-13.6	83.8	100.6	4.1	83.3	-16.4					
1992 4	91.8	106.6	12.2	86.1	-9.0	76.2	88.2	-5.3	86.4	-10.8					
1992 5	88.5	99.0	-11.2	89.4	-6.9	80.8	90.3	-7.5	89.5	-7.3					
1992 6	88.6	98.2	5.0	90.2	-7.1	84.6	93.8	-5.9	90.2	-7.0					
1992 7	95.5	105.8	0.6	90.3	-6.4	86.6	96.5	1.0	89.7	-7.2					
1992 8	86.8	100.8	-1.3	86.1	-9.5	81.6	95.0	3.6	85.9	-10.8					
1992 9	90.3	105.9	7.3	85.3	-12.1	80.8	95.5	9.5	84.6	-12.8					
1992 10	95.1	107.9	-3.6	88.1	-10.2	80.4	90.9	-12.3	88.5	-9.7					
1992 11	95.9	105.8	3.7	90.6	-10.9	85.6	93.9	-24.3	91.2	-8.2					
1992 12	93.3	106.6	-5.4	87.5	-7.4	90.2	101.3	-3.9	89.0	-6.0					
1993 1	84.8	96.3	-21.1	88.1	0.6	70.9	79.3	-25.8	89.4	1.6					
1993 2	84.3	94.8	-14.4	88.9	3.3	76.6	84.6	-18.4	90.6	5.5					
1993 3	84.7	91.6	-8.9	92.5	8.7	93.1	99.9	-0.7	93.2	11.9					
1993 4	94.0	103.4	-3.0	90.9	5.6	83.6	90.0	2.0	92.9	7.5					
1993 5	87.6	98.1	-0.9	89.3	-0.1	76.8	84.1	-6.9	91.3	2.0					
1993 6	97.2	110.6	12.6	87.9	-2.5	75.6	83.3	-11.2	90.8	0.7					
1993 7	89.8	101.5	-4.1	88.5	-2.0	77.2	87.7	-9.1	88.0	-1.9					
1993 8	98.7	110.9	10.0	89.0	3.4	81.7	94.4	-0.6	86.5	0.7					
1993 9	94.2	108.3	2.3	87.0	2.0	75.3	85.9	-10.1	87.7	3.7					
1993 10	98.2	115.0	6.6	85.4	-3.1	80.8	96.6	6.3	83.6	-5.5					
1993 11	99.0	115.4	9.1	85.8	-5.3	83.1	98.4	4.8	84.5	-7.3					
1993 12	101.5	123.8	16.1	82.0	-6.3	80.8	99.6	-1.7	81.1	-8.9					

**BEC 32: MINERALISCHE
BRENNSTOFFE UND OELE /
BEARBEITET**

**BEC 32: FUELS AND
LUBRICANTS /
PROCESSED**

**GCE 32: COMBUSTIBLES ET
LUBRIFIANTS / PRODUITS
AYANT SUBI UNE
TRANSFORMATION**

	Intra-EU Intra-EU Intra-UE					Extra-EU Extra-EU Extra-UE									
	VAL	VOL	VOL Δ%	UV	UV Δ%	VAL	VOL	VOL Δ%	UV	UV Δ%					
	Monatliche Indizes					Monthly Indices					Indices mensuels				
1990 1	108.7	110.2	0.5	98.6	25.9	109.8	110.2	-6.1	99.6	22.1					
1990 2	84.5	86.8	-3.6	97.3	18.2	88.0	88.0	-7.8	100.0	18.5					
1990 3	80.4	86.5	-6.6	93.0	12.2	92.2	97.9	-2.2	94.2	10.8					
1990 4	83.2	91.2	0.3	91.2	3.8	82.7	88.3	9.6	93.7	2.3					
1990 5	78.6	90.4	-5.8	86.9	-8.2	93.4	101.2	17.1	92.3	-3.5					
1990 6	88.9	107.1	6.9	83.0	-12.2	108.9	125.3	8.6	86.9	-11.1					
1990 7	95.5	114.2	26.0	83.6	-12.1	96.4	113.4	5.0	85.0	-8.3					
1990 8	95.8	109.6	18.9	87.4	-4.9	90.1	95.6	-6.8	94.2	2.5					
1990 9	107.6	102.0	-0.5	105.5	12.0	99.6	91.5	-11.5	108.8	17.7					
1990 10	149.6	119.7	19.1	125.0	33.0	122.1	101.6	-9.1	120.2	25.5					
1990 11	124.0	99.3	3.4	124.9	31.6	110.9	93.5	-5.4	118.6	24.6					
1990 12	125.4	105.2	7.8	119.2	26.4	108.6	95.9	-3.5	113.2	18.0					
1991 1	124.8	106.5	-3.4	117.2	18.9	113.9	98.0	-11.1	116.2	16.7					
1991 2	107.5	94.3	6.6	114.0	17.2	95.0	86.8	-1.4	109.4	9.4					
1991 3	102.8	97.1	12.3	105.9	13.9	100.5	94.8	-3.2	106.0	12.5					
1991 4	93.6	96.5	5.8	97.0	6.4	105.7	105.3	19.3	100.4	7.2					
1991 5	90.8	91.3	1.0	99.5	14.5	94.3	92.1	-9.0	102.4	10.9					
1991 6	100.5	102.0	-4.8	98.5	18.7	97.8	94.9	-24.3	103.1	18.6					
1991 7	100.5	100.6	-11.9	99.9	19.5	114.5	113.4	0.0	101.0	18.8					
1991 8	94.9	96.3	-12.1	98.5	12.7	110.6	110.0	15.1	100.5	6.7					
1991 9	84.0	83.7	-17.9	100.3	-4.9	93.5	91.2	-0.3	102.5	-5.8					
1991 10	106.7	108.1	-9.7	98.7	-21.0	107.1	105.7	4.0	101.3	-15.7					
1991 11	108.4	105.4	6.1	102.8	-17.7	92.9	88.6	-5.2	104.9	-11.6					
1991 12	106.0	105.4	0.2	100.6	-15.6	102.0	100.3	4.6	101.7	-10.2					
1992 1	97.9	105.4	-1.0	92.9	-20.7	98.6	103.1	5.2	95.6	-17.7					
1992 2	99.0	110.9	17.6	89.3	-21.7	91.3	95.0	9.4	96.1	-12.2					
1992 3	97.5	105.7	8.9	92.2	-12.9	92.7	98.3	3.7	94.3	-11.0					
1992 4	90.3	98.3	1.9	91.9	-5.3	93.4	97.7	-7.2	95.6	-4.8					
1992 5	97.1	104.8	14.8	92.7	-6.8	100.3	103.5	12.4	96.9	-5.4					
1992 6	93.7	98.7	-3.2	94.9	-3.7	123.6	128.9	35.8	95.9	-7.0					
1992 7	95.7	101.1	0.5	94.7	-5.2	118.5	123.4	8.8	96.0	-5.0					
1992 8	97.6	103.9	7.9	93.9	-4.7	100.6	109.2	-0.7	92.1	-8.4					
1992 9	98.7	105.0	25.4	94.0	-6.3	99.6	108.8	19.3	91.5	-10.7					
1992 10	101.3	107.6	-0.5	94.1	-4.7	110.8	116.5	10.2	95.1	-6.1					
1992 11	94.4	97.5	-7.5	96.8	-5.8	105.0	105.1	18.6	99.9	-4.8					
1992 12	108.7	111.6	5.9	97.4	-3.2	120.7	121.9	21.5	99.0	-2.7					
1993 1	98.6	103.5	-1.8	95.3	2.6	111.3	111.7	8.3	99.6	4.2					
1993 2	97.2	102.5	-7.6	94.8	6.2	130.2	132.5	39.5	98.3	2.3					
1993 3	108.2	112.6	6.5	96.1	4.2	152.4	150.0	52.6	101.6	7.7					
1993 4	98.6	99.3	1.0	99.3	8.1	141.5	142.8	46.2	99.1	3.7					
1993 5	110.7	115.1	9.8	96.2	3.8	156.1	151.0	45.9	103.4	6.7					
1993 6	97.8	102.8	4.2	95.1	0.2	168.8	168.3	30.6	100.3	4.6					
1993 7	107.1	113.1	11.9	94.7	0.0	142.9	138.5	12.2	103.2	7.5					
1993 8	113.6	118.7	14.2	95.7	1.9	147.6	146.7	34.3	100.6	9.2					
1993 9	108.8	117.2	11.6	92.8	-1.3	146.4	148.2	36.2	98.8	8.0					
1993 10	108.8	118.0	9.7	92.2	-2.0	173.3	184.6	58.5	93.9	-1.3					
1993 11	103.0	110.7	13.5	93.0	-3.9	145.4	156.5	48.9	92.9	-7.0					
1993 12	108.7	126.0	12.9	86.3	-11.4	165.8	175.6	44.1	94.4	-4.6					

BEC 321: MINERALISCHE
BRENNSTOFFE UND OELE /
BEARBEITET /
MOTORENBENZIN

BEC 321: FUELS AND
LUBRICANTS /
PROCESSED / MOTOR
SPIRIT

GCE 321: COMBUSTIBLES ET
LUBRIFIANTS / TRANSFORM.
/ CARBURANTS POUR
MOTEUR

	Intra-EU Intra-EU Intra-UE					Extra-EU Extra-EU Extra-UE									
	VAL	VOL	VOL Δ%	UV	UV Δ%	VAL	VOL	VOL Δ%	UV	UV Δ%					
	Jährliche Indizes					Annual Indices					Indices annuels				
1980	61.7	56.6	10.1	109.0	24.1	71.1	1001.2	89.7	7.1	26.8					
1981	85.5	60.4	6.7	141.6	29.9	77.9	950.6	-5.1	8.2	15.5					
1982	89.6	60.0	-0.7	149.3	5.4	58.6	714.3 *	-24.9	8.2 *	0.0					
1983	90.8	61.8	3.0	147.0	-1.5	67.5	899.8 *	26.0	7.5 *	-8.5					
1984	89.2	59.4	-3.9	150.2	2.2	88.7	1199.3	33.3	7.4	-1.3					
1985	83.0	52.2	-12.1	159.0	5.9	78.3	1058.4	-11.7	7.4	0.0					
1986	57.3	70.9	35.8	80.8	-49.2	58.3	1619.4	53.0	3.6	-51.4					
1987	57.1	75.5	6.5	75.6	-6.4	61.9	2062.2	27.3	3.0	-16.7					
1988	56.5	83.3	10.3	67.8	-10.3	42.6	1578.5 *	-23.5	2.7 *	-10.0					
1989	82.7	95.1	14.2	87.0	28.3	56.2	59.7	-96.2	94.1	3385.2					
1990	100.0	100.0	5.2	100.0	14.9	100.0	100.0	67.5	100.0	6.3					
1991	89.8	97.0	-3.0	92.6	-7.4	105.8	116.5	16.5	90.8	-9.2					
1992	73.2	93.6	-3.5	78.2	-15.6	78.0	103.5	-11.2	75.4	-17.0					
1993	75.0	99.7	6.5	75.2	-3.8	101.0	21.7	-79.0	465.4	517.2					
	Vierteljährliche Indizes					Quarterly Indices					Indices trimestriels				
1989 1	61.2	83.0	22.8	73.7	18.5	3158.3	4411.0 *	167.3	71.6 *	2764.0					
1989 2	108.3	107.4	25.9	100.8	46.3	5808.9	5485.3	199.3	105.9	3822.2					
1989 3	84.6	97.5	5.4	86.8	22.8	4565.5	8255.8	493.9	55.3	1806.9					
1989 4	77.4	93.2	6.4	83.0	22.1	1088.2	9163.8	698.1	121.0	4381.5					
1990 1	70.1	83.9	1.1	83.6	13.4	66.3	79.2	-98.2	83.7	16.9					
1990 2	82.3	97.9	-8.8	84.1	-16.6	76.6	87.3	-98.4	87.8	-17.1					
1990 3	110.9	105.1	7.8	105.5	21.5	95.6	95.1	-98.8	100.5	81.7					
1990 4	136.7	113.2	21.5	120.8	45.5	170.6	147.2	-98.4	115.9	-4.2					
1991 1	76.3	85.2	1.5	89.6	7.2	134.1	148.7	87.8	90.2	7.8					
1991 2	94.7	100.5	2.7	94.2	12.0	85.7	94.5	8.2	90.7	3.3					
1991 3	100.5	105.0	-0.1	95.7	-9.3	101.3	108.3	13.9	93.5	-7.0					
1991 4	86.4	95.9	-15.3	90.1	-25.4	75.6	85.4	-42.0	88.5	-23.6					
1992 1	66.8	87.8	3.1	76.1	-15.1	104.9	141.6	-4.8	74.1	-17.8					
1992 2	77.6	95.5	-5.0	81.3	-13.7	75.9	93.8	-0.7	80.9	-10.8					
1992 3	74.9	96.1	-8.5	77.9	-18.6	70.8	95.6	-11.7	74.1	-20.7					
1992 4	74.6	96.4	0.5	77.4	-14.1	74.0	101.0	18.3	73.3	-17.2					
1993 1	64.2	84.5	-3.8	76.0	-0.1	3357.6	857.4	505.5	391.6	428.5					
1993 2	76.5	98.1	2.7	78.0	-4.1	3423.3	574.0	511.9	596.4	637.2					
1993 3	77.5	100.0	4.1	77.5	-0.5	3239.9	661.6	592.1	489.7	560.9					
1993 4	72.2	103.8	7.7	69.6	-10.1	2576.0	588.0	482.2	438.1	497.7					
	Monatliche Indizes					Monthly Indices					Indices mensuels				
1989 1	54.4	78.0	42.9	69.8	12.6	4522.0	6127.4 *	279.7	73.8 *	2852.0					
1989 2	53.8	73.7	16.6	73.0	18.5	3950.6	4691.9 *	169.6	84.2 *	3138.5					
1989 3	75.3	97.4	14.7	77.3	23.3	344.6	630.0 *	-60.5	54.7 *	2088.0					
1989 4	102.0	109.6	60.2	93.1	33.8	2799.8	2066.3	17.8	135.5	4918.5					
1989 5	132.6	124.3	20.6	106.7	58.1	95.0	2436.1 *	78.1	3.9 *	39.3					
1989 6	90.2	88.2	4.4	102.3	46.1	7609.8	5435.6	129.2	140.0	5284.6					
1989 7	86.4	94.9	5.2	91.0	29.1	59.2	1599.1	25.3	3.7	23.3					
1989 8	78.2	93.1	-11.3	84.0	17.3	610.1	1295.3	-23.8	47.1	1524.1					
1989 9	89.2	104.3	26.4	85.5	22.5	5768.8	6585.4 *	451.4	87.6 *	3144.4					
1989 10	93.6	106.9	18.6	87.6	24.6	3415.2	9487.4	514.9	141.4	4950.0					
1989 11	70.4	86.9	2.5	81.0	21.8	2104.3	9614.2	989.7	125.9	4936.0					
1989 12	68.2	85.9	-2.1	79.4	18.5	3641.2	4620.8 *	354.5	78.8 *	2818.5					

BEC 321: MINERALISCHE
BRENNSTOFFE UND OELE /
BEARBEITET /
MOTORENBENZIN

BEC 321: FUELS AND
LUBRICANTS /
PROCESSED / MOTOR
SPIRIT

GCE 321: COMBUSTIBLES ET
LUBRIFIANTS / TRANSFORM.
/ CARBURANTS POUR
MOTEUR

	Intra-EU Intra-EU Intra-UE					Extra-EU Extra-EU Extra-UE					
	VAL	VOL	VOL Δ%	UV	UV Δ%	VAL	VOL	VOL Δ%	UV	UV Δ%	
	Jährliche Indizes			Annual Indices			Indices annuels				
1980	60.3	53.4	8.8	113.0	34.0	83.3	71.2	-1.0	117.0	28.4	
1981	83.4	55.7	4.3	149.8	32.6	86.7	56.8	-20.2	152.6	30.4	
1982	88.5	55.4	-0.5	159.8	6.7	100.7	59.6	4.9	168.9	10.7	
1983	96.1	60.1	8.5	159.9	0.1	105.0	63.8	7.0	164.5	-2.6	
1984	101.5	62.1	3.3	163.4	2.2	102.2	59.0	-7.5	173.2	5.3	
1985	99.8	57.9	-6.8	172.4	5.5	141.6	78.9	33.7	179.5	3.6	
1986	68.1	75.3	30.1	90.4	-47.6	73.6	72.7	-7.9	101.2	-43.6	
1987	57.5	75.5	0.3	76.2	-15.7	61.4	75.2	3.4	81.6	-19.4	
1988	60.2	83.9	11.1	71.8	-5.8	79.9	101.6	35.1	78.6	-3.7	
1989	83.7	95.4	13.7	87.7	22.1	96.4	102.8	1.2	93.8	19.3	
1990	100.0	100.0	4.8	100.0	14.0	100.0	100.0	-2.7	100.0	6.6	
1991	101.1	104.2	4.2	97.0	-3.0	104.8	104.3	4.3	100.5	0.5	
1992	86.7	102.1	-2.0	84.9	-12.5	91.6	104.9	0.6	87.3	-13.1	
1993	91.3	111.8	9.5	81.7	-3.8	109.8	126.8	20.9	86.6	-0.8	
	Vierteljährliche Indizes			Quarterly Indices			Indices trimestriels				
1989 1	61.6	81.9	11.4	75.2	6.2	92.9	114.0	34.1	81.5	8.2	
1989 2	94.6	97.1	15.6	97.4	36.8	98.8	93.1	3.2	106.1	38.7	
1989 3	87.7	98.4	4.9	89.1	21.6	101.4	103.3	-12.0	98.2	18.9	
1989 4	80.5	92.3	0.4	87.2	22.0	96.5	105.0	3.4	91.9	16.8	
1990 1	69.2	81.2	-0.9	85.2	13.3	87.8	93.5	-18.0	93.9	15.2	
1990 2	86.8	101.6	4.6	85.4	-12.3	118.1	128.8	38.3	91.7	-13.6	
1990 3	98.4	99.7	1.3	98.7	10.8	105.1	105.2	1.8	99.9	1.7	
1990 4	150.4	122.3	32.5	123.0	41.1	90.7	74.2	-29.3	122.3	33.1	
1991 1	80.6	81.6	0.5	98.8	16.0	85.8	84.6	-9.5	101.4	8.0	
1991 2	108.4	111.9	10.1	96.9	13.5	124.6	124.5	-3.3	100.1	9.2	
1991 3	106.4	108.3	8.6	98.2	-0.5	112.1	109.2	3.8	102.7	2.8	
1991 4	109.2	115.2	-5.8	94.8	-22.9	93.6	95.9	29.2	97.6	-20.2	
1992 1	84.2	102.5	25.6	82.1	-16.9	80.3	95.1	12.4	84.4	-16.8	
1992 2	86.6	101.7	-9.1	85.2	-12.1	106.1	120.3	-3.4	88.2	-11.9	
1992 3	90.6	104.1	-3.9	87.0	-11.4	97.2	110.3	1.0	88.1	-14.2	
1992 4	85.1	99.8	-13.4	85.3	-10.0	87.8	99.6	3.9	88.2	-9.6	
1993 1	80.9	97.9	-4.5	82.6	0.6	82.0	95.3	0.2	86.0	1.9	
1993 2	90.7	105.8	4.0	85.7	0.6	125.7	139.2	15.7	90.3	2.4	
1993 3	99.8	118.7	14.0	84.1	-3.3	120.5	137.2	24.4	87.8	-0.3	
1993 4	93.5	124.2	24.4	75.3	-11.7	111.1	135.6	36.1	81.9	-7.1	
	Monatliche Indizes			Monthly Indices			Indices mensuels				
1989 1	65.7	89.2	24.1	73.7	2.1	111.8	142.6	39.4	78.4	1.0	
1989 2	56.2	75.5	-1.6	74.5	8.1	86.4	104.3	35.6	82.8	13.1	
1989 3	62.7	81.1	12.5	77.3	8.1	80.8	95.2	25.6	84.9	14.3	
1989 4	86.3	99.2	4.5	87.0	21.5	86.7	92.1	23.6	94.1	20.6	
1989 5	97.3	92.2	22.6	105.5	50.7	88.1	77.6	-12.3	113.5	52.1	
1989 6	99.8	99.7	21.6	100.1	39.4	121.9	109.7	2.0	111.1	44.3	
1989 7	89.8	97.2	10.6	92.4	27.6	116.4	115.5	29.3	100.8	21.0	
1989 8	74.7	85.2	15.3	87.7	18.0	114.8	117.5	-7.6	97.7	17.9	
1989 9	98.6	112.9	-5.6	87.3	19.3	73.1	76.9	-43.3	95.0	16.0	
1989 10	96.3	104.6	4.8	92.1	29.4	112.9	119.3	16.3	94.6	23.8	
1989 11	76.9	87.1	-16.2	88.3	24.0	101.2	109.0	11.5	92.8	15.7	
1989 12	68.3	85.2	18.2	80.2	10.8	75.5	86.7	-16.8	87.1	9.3	

BEC 321: MINERALISCHE
BRENNSTOFFE UND OELE /
BEARBEITET /
MOTORENBENZIN

BEC 321: FUELS AND
LUBRICANTS /
PROCESSED / MOTOR
SPIRIT

GCE 321: COMBUSTIBLES ET
LUBRIFIANTS / TRANSFORM.
/ CARBURANTS POUR
MOTEUR

	Intra-EU Intra-EU Intra-UE					Extra-EU Extra-EU Extra-UE									
	VAL	VOL	VOL Δ%	UV	UV Δ%	VAL	VOL	VOL Δ%	UV	UV Δ%					
	Monatliche Indizes					Monthly Indices					Indices mensuels				
1990 1	65.2	78.6	0.8	83.0	18.9	57.9	69.9	-98.9	82.9	12.3					
1990 2	61.4	72.7	-1.4	84.5	15.8	46.8	53.3	-98.9	87.8	4.3					
1990 3	83.5	100.3	3.0	83.3	7.8	94.2	114.3	-81.9	82.4	50.6					
1990 4	90.9	107.8	-1.6	84.3	-9.5	68.6	76.1	-96.3	90.2	-33.4					
1990 5	80.1	95.0	-23.6	84.3	-21.0	98.3	110.5	-95.5	89.0	2182.1					
1990 6	76.0	90.8	2.9	83.7	-18.2	63.2	75.4	-98.6	83.8	-40.1					
1990 7	85.0	99.6	5.0	85.3	-6.3	62.2	70.4 *	-95.6	88.4 *	2289.2					
1990 8	109.5	108.6	16.6	100.8	20.0	119.6	124.7	-90.4	95.9	103.6					
1990 9	138.4	107.1	2.7	129.2	51.1	105.2	90.2	-98.6	116.6	33.1					
1990 10	187.3	140.4	31.3	133.4	52.3	212.9	177.6	-98.1	119.9	-15.2					
1990 11	126.7	105.2	21.1	120.4	48.6	185.0	146.6	-98.5	126.2	0.2					
1990 12	96.1	93.8	9.2	102.4	29.0	114.1	117.1	-97.5	97.4	23.6					
1991 1	79.9	84.5	7.5	94.6	14.0	159.9	172.1	146.2	92.9	12.1					
1991 2	77.3	88.9	22.3	86.9	2.8	125.2	141.6	165.7	88.4	0.7					
1991 3	71.8	82.3	-17.9	87.2	4.7	117.1	132.3	15.7	88.5	7.4					
1991 4	75.4	83.4	-22.6	90.4	7.2	83.6	99.7	31.0	83.9	-7.0					
1991 5	103.8	109.8	15.6	94.5	12.1	84.1	89.3 *	-19.2	94.2 *	5.8					
1991 6	104.8	108.4	19.4	96.7	15.5	89.4	94.3	25.1	94.8	13.1					
1991 7	109.5	113.1	13.6	96.8	13.5	121.6	129.4	83.8	94.0	6.3					
1991 8	100.3	105.1	-3.2	95.4	-5.4	90.9	97.6	-21.7	93.1	-2.9					
1991 9	91.8	96.7	-9.7	94.9	-26.5	91.1	97.9	8.5	93.1	-20.2					
1991 10	100.9	109.3	-22.2	92.3	-30.8	50.1	55.1	-69.0	90.9	-24.2					
1991 11	80.5	87.1	-17.2	92.4	-23.3	87.6	99.4	-32.2	88.1	-30.2					
1991 12	77.9	91.3	-2.7	85.3	-16.7	89.0	101.6	-13.2	87.6	-10.1					
1992 1	78.6	103.5	22.5	75.9	-19.8	95.5	126.3	-26.6	75.6	-18.6					
1992 2	62.0	81.2	-8.7	76.3	-12.2	111.2	153.2	8.2	72.6	-17.9					
1992 3	60.0	78.7	-4.4	76.2	-12.6	108.3	145.4	9.9	74.5	-15.8					
1992 4	74.3	95.5	14.5	77.8	-13.9	70.6	93.7	-6.0	75.4	-10.1					
1992 5	80.7	98.3	-10.5	82.1	-13.1	61.8	75.4 *	-15.6	81.9 *	-13.1					
1992 6	78.2	92.8	-14.4	84.3	-12.8	95.5	112.3	19.1	85.0	-10.3					
1992 7	85.7	107.1	-5.3	80.0	-17.4	46.6	58.6	-54.7	79.6	-15.3					
1992 8	67.1	89.1	-15.2	75.3	-21.1	76.1	103.7	6.3	73.4	-21.2					
1992 9	71.8	92.1	-4.8	78.0	-17.8	89.8	124.4	27.1	72.2	-22.4					
1992 10	76.4	99.4	-9.1	76.9	-16.7	94.3	128.3	132.8	73.5	-19.1					
1992 11	70.4	88.8	2.0	79.3	-14.2	40.0	52.2	-47.5	76.6	-13.1					
1992 12	77.0	101.1	10.7	76.2	-10.7	88.1	122.5	20.6	71.9	-17.9					
1993 1	61.7	83.8	-19.0	73.6	-3.0	3428.7	718.8	469.1	477.0	531.0					
1993 2	61.5	80.9	-0.4	76.0	-0.4	2640.4	791.5	416.6	333.6	359.5					
1993 3	69.5	88.6	12.6	78.4	2.9	4003.5	1035.3	612.0	386.7	419.1					
1993 4	85.2	108.7	13.8	78.4	0.8	3206.4	639.1	582.1	501.7	565.4					
1993 5	67.8	86.6	-11.9	78.3	-4.6	3603.4	492.8	553.6	731.2	792.8					
1993 6	76.6	99.0	6.7	77.4	-8.2	3459.0	566.5	404.5	610.6	618.4					
1993 7	75.4	96.5	-9.9	78.1	-2.4	2845.3	539.7	821.0	527.2	562.3					
1993 8	78.5	101.1	13.5	77.6	3.1	3713.4	736.5	610.2	504.2	586.9					
1993 9	78.7	102.3	11.1	76.9	-1.4	3160.8	705.7	467.3	447.9	520.4					
1993 10	74.6	104.1	4.7	71.7	-6.8	1276.2	373.6 *	191.2	341.6 *	364.8					
1993 11	86.7	120.9	36.1	71.7	-9.6	3206.0	662.8	1169.7	483.7	531.5					
1993 12	55.2	86.3	-14.6	64.0	-16.0	3246.5	707.0	477.1	459.2	538.7					

BEC 321: MINERALISCHE
BRENNSTOFFE UND OELE /
BEARBEITET /
MOTORENBENZIN

BEC 321: FUELS AND
LUBRICANTS /
PROCESSED / MOTOR
SPIRIT

GCE 321: COMBUSTIBLES ET
LUBRIFIANTS / TRANSFORM.
/ CARBURANTS POUR
MOTEUR

	Intra-EU Intra-EU Intra-UE					Extra-EU Extra-EU Extra-UE									
	VAL	VOL	VOL Δ%	UV	UV Δ%	VAL	VOL	VOL Δ%	UV	UV Δ%					
	Monatliche Indizes					Monthly Indices					Indices mensuels				
1990 1	68.0	81.8	-8.3	83.1	12.8	103.3	113.4	-20.5	91.1	16.2					
1990 2	69.8	79.6	5.4	87.7	17.7	87.5	88.9	-14.8	98.4	18.8					
1990 3	69.7	82.1	1.2	84.9	9.8	72.5	78.2	-17.9	92.7	9.2					
1990 4	92.0	105.9	6.8	86.9	-0.1	102.3	111.4	21.0	91.8	-2.4					
1990 5	75.9	88.9	-3.6	85.4	-19.1	121.1	129.4	66.8	93.6	-17.5					
1990 6	92.6	110.1	10.4	84.1	-16.0	131.3	145.7	32.8	90.1	-18.9					
1990 7	80.2	94.2	-3.1	85.1	-7.9	123.3	139.0	20.3	88.7	-12.0					
1990 8	106.1	112.4	31.9	94.4	7.6	100.2	101.2	-13.9	99.0	1.3					
1990 9	109.0	92.6	-18.0	117.7	34.8	91.9	75.5	-1.8	121.7	28.1					
1990 10	172.8	132.3	26.5	130.6	41.8	93.7	72.1	-39.6	130.0	37.4					
1990 11	134.5	107.1	23.0	125.6	42.2	80.2	65.2	-40.2	123.0	32.5					
1990 12	143.8	127.4	49.5	112.9	40.8	98.4	85.4	-1.5	115.2	32.3					
1991 1	98.5	94.9	16.0	103.8	24.9	78.1	74.1	-34.7	105.4	15.7					
1991 2	72.2	74.1	-6.9	97.4	11.1	63.3	64.2	-27.8	98.6	0.2					
1991 3	70.9	75.7	-7.8	93.7	10.4	116.1	115.5	47.7	100.5	8.4					
1991 4	87.0	94.5	-10.8	92.1	6.0	134.4	141.8	27.3	94.8	3.3					
1991 5	106.5	102.8	15.6	103.6	21.3	127.7	124.0	-4.2	103.0	10.0					
1991 6	131.5	137.8	25.2	95.4	13.4	111.8	107.6	-26.1	103.9	15.3					
1991 7	113.5	114.1	21.1	99.5	16.9	109.5	105.9	-23.8	103.4	16.6					
1991 8	116.4	119.4	6.2	97.5	3.3	134.4	130.4	28.9	103.1	4.1					
1991 9	88.9	91.4	-1.3	97.3	-17.3	92.6	91.3	20.9	101.4	-16.7					
1991 10	108.5	111.7	-15.6	97.1	-25.7	105.0	104.5	44.9	100.5	-22.7					
1991 11	110.7	117.9	10.1	93.9	-25.2	94.3	95.1	45.9	99.2	-19.3					
1991 12	108.6	116.2	-8.8	93.5	-17.2	81.6	88.2	3.3	92.5	-19.7					
1992 1	101.1	119.5	25.9	84.6	-18.5	72.2	87.2	17.7	82.8	-21.4					
1992 2	72.8	92.2	24.4	79.0	-18.9	77.1	91.0	41.7	84.7	-14.1					
1992 3	78.5	95.9	26.7	81.9	-12.6	91.6	107.1	-7.3	85.5	-14.9					
1992 4	76.3	92.8	-1.8	82.2	-10.7	90.3	103.0	-27.4	87.7	-7.5					
1992 5	97.0	113.7	10.6	85.3	-17.7	107.0	123.1	-0.7	86.9	-15.6					
1992 6	86.9	98.6	-28.4	88.1	-7.7	121.0	134.9	25.4	89.7	-13.7					
1992 7	98.8	112.2	-1.7	88.1	-11.5	95.0	103.9	-1.9	91.4	-11.6					
1992 8	92.2	106.8	-10.6	86.3	-11.5	113.2	130.6	0.2	86.7	-15.9					
1992 9	80.7	93.3	2.1	86.5	-11.1	83.5	96.5	5.7	86.5	-14.7					
1992 10	86.2	105.5	-5.6	81.7	-15.9	87.2	102.1	-2.3	85.4	-15.0					
1992 11	84.5	98.8	-16.2	85.5	-8.9	80.1	88.3	-7.2	90.7	-8.6					
1992 12	84.7	95.0	-18.2	89.2	-4.6	96.3	108.5	23.0	88.8	-4.0					
1993 1	82.7	100.8	-15.6	82.0	-3.1	78.3	91.8	5.3	85.3	3.0					
1993 2	73.1	89.2	-3.3	82.0	3.8	89.5	105.3	15.7	85.0	0.4					
1993 3	86.9	103.8	8.2	83.7	2.2	78.2	88.8	-17.1	88.1	3.0					
1993 4	94.4	108.9	17.3	86.7	5.5	130.3	144.6	40.4	90.1	2.7					
1993 5	92.5	108.3	-4.7	85.4	0.1	123.2	133.5	8.4	92.3	6.2					
1993 6	85.1	100.3	1.7	84.8	-3.7	123.5	139.6	3.5	88.5	-1.3					
1993 7	95.0	110.3	-1.7	86.1	-2.3	121.1	134.5	29.5	90.0	-1.5					
1993 8	103.1	122.1	14.3	84.4	-2.2	132.0	150.8	15.5	87.5	0.9					
1993 9	101.4	123.7	32.6	82.0	-5.2	108.3	126.2	30.8	85.8	-0.8					
1993 10	98.5	123.0	16.6	80.1	-2.0	124.8	148.7	45.6	83.9	-1.8					
1993 11	85.4	110.1	11.4	77.6	-9.2	98.2	117.9	33.5	83.3	-8.2					
1993 12	96.6	139.4	46.7	69.3	-22.3	110.3	140.2	29.2	78.7	-11.4					

BEC 322: MINERALISCHE
BRENNSTOFFE UND OELE /
BEARBEITET / ANDERE

BEC 322: FUELS AND
LUBRICANTS /
PROCESSED / OTHER

GCE 322: COMBUSTIBLES ET
LUBRIFIANTS / TRANSFORM.
/ AUTRES

	Intra-EU Intra-EU Intra-UE					Extra-EU Extra-EU Extra-UE									
	VAL	VOL	VOL Δ%	UV	UV Δ%	VAL	VOL	VOL Δ%	UV	UV Δ%					
	Jährliche Indizes					Annual Indices					Indices annuels				
1980	107.4	95.9	-10.7	112.0	27.4	75.5	60.5	14.8	124.8	27.2					
1981	129.7	90.8	-5.3	142.8	27.5	98.4	61.4	1.5	160.3	28.4					
1982	136.4	88.2	-2.9	154.6	8.3	130.6	76.1	23.9	171.6	7.0					
1983	144.6	92.2	4.5	156.8	1.4	144.2	82.7	8.7	174.4	1.6					
1984	168.7	98.4	6.7	171.4	9.3	169.9	87.8	6.2	193.5	11.0					
1985	176.1	100.5	2.1	175.2	2.2	190.2	98.0	11.6	194.1	0.3					
1986	102.0	108.0	7.5	94.4	-46.1	92.7	91.7	-6.4	101.1	-47.9					
1987	90.1	103.2	-4.4	87.3	-7.5	88.7	96.6	5.3	91.8	-9.2					
1988	76.1	99.5	-3.6	76.5	-12.4	71.3	94.6	-2.1	75.4	-17.9					
1989	89.8	98.6	-0.9	91.1	19.1	88.4	96.7	2.2	91.4	21.2					
1990	100.0	100.0	1.4	100.0	9.8	100.0	100.0	3.4	100.0	9.4					
1991	108.9	107.1	7.1	101.7	1.7	104.3	103.4	3.4	100.9	0.9					
1992	97.8	108.6	1.4	90.1	-11.4	82.9	94.0	-9.1	88.2	-12.6					
1993	99.7	109.6	0.9	91.0	1.0	78.5	88.6	-5.7	88.6	0.5					
	Vierteljährliche Indizes					Quarterly Indices					Indices trimestriels				
1989 1	81.8	97.6	6.1	83.8	8.5	77.4	94.5	2.3	81.9	6.1					
1989 2	86.4	93.6	1.4	92.3	16.0	95.8	101.8	12.2	94.1	21.1					
1989 3	90.1	99.6	1.5	90.5	16.6	87.4	95.2	0.4	91.8	19.2					
1989 4	104.8	107.9	-5.4	97.1	34.3	97.4	100.2	3.3	97.2	38.9					
1990 1	97.3	100.5	3.0	96.8	15.5	95.5	97.7	3.4	97.7	19.3					
1990 2	84.3	98.8	5.6	85.3	-7.6	86.4	101.7	-0.1	85.0	-9.7					
1990 3	97.8	105.3	5.7	92.9	2.7	89.7	98.1	3.0	91.4	-0.4					
1990 4	126.7	101.5	-5.9	124.8	28.5	127.4	101.4	1.2	125.6	29.2					
1991 1	124.4	110.0	9.5	113.1	16.8	120.7	108.5	11.1	111.2	13.8					
1991 2	96.2	99.7	0.9	96.5	13.1	94.0	96.9	-4.7	97.0	14.1					
1991 3	97.4	101.0	-4.1	96.4	3.8	87.7	90.7	-7.5	96.7	5.8					
1991 4	112.0	112.0	10.3	100.0	-19.9	109.5	112.0	10.5	97.8	-22.1					
1992 1	103.8	116.8	6.2	88.9	-21.4	88.2	102.3	-5.7	86.2	-22.5					
1992 2	92.9	102.7	3.0	90.5	-6.2	80.7	90.7	-6.4	89.0	-8.2					
1992 3	95.4	106.3	5.2	89.7	-7.0	83.6	95.6	5.4	87.4	-9.6					
1992 4	100.2	109.4	-2.3	91.6	-8.4	85.9	95.1	-15.1	90.3	-7.7					
1993 1	90.1	96.6	-17.3	93.3	4.9	77.2	83.9	-18.0	92.0	6.7					
1993 2	97.5	105.7	2.9	92.2	1.9	78.4	85.0	-6.3	92.2	3.6					
1993 3	98.9	108.7	2.3	91.0	1.4	76.7	87.5	-8.5	87.7	0.3					
1993 4	107.1	121.4	11.0	88.2	-3.7	81.6	97.8	2.8	83.4	-7.6					
	Monatliche Indizes					Monthly Indices					Indices mensuels				
1989 1	83.9	102.8	21.8	81.6	4.1	77.3	97.9	1.6	79.0	1.9					
1989 2	80.4	94.9	4.3	84.7	9.3	77.9	94.7	9.9	82.3	4.7					
1989 3	81.3	95.2	-5.6	85.4	12.2	76.6	90.8	-3.9	84.4	11.3					
1989 4	80.9	88.1	0.1	91.8	14.9	94.4	103.3	15.8	91.4	17.9					
1989 5	91.1	97.4	4.4	93.5	18.2	99.1	104.8	23.6	94.6	21.4					
1989 6	87.3	95.2	-0.4	91.7	14.8	94.0	97.3	-0.9	96.6	24.2					
1989 7	87.5	97.4	-9.4	89.8	17.1	84.5	91.9	-1.3	92.0	20.7					
1989 8	91.4	102.5	11.1	89.2	12.8	84.9	94.1	1.7	90.2	14.9					
1989 9	91.4	98.9	4.7	92.4	19.8	92.8	99.8	1.1	93.0	21.6					
1989 10	97.8	103.3	-6.3	94.7	30.8	91.9	95.2	-2.4	96.5	37.1					
1989 11	104.8	107.5	-1.0	97.5	40.3	101.0	105.8	11.4	95.5	38.2					
1989 12	111.5	112.9	-8.3	98.8	32.3	99.3	99.7	1.2	99.6	40.9					

BEC 322: MINERALISCHE
BRENNSTOFFE UND OELE /
BEARBEITET / ANDERE

BEC 322: FUELS AND
LUBRICANTS /
PROCESSED / OTHER

GCE 322: COMBUSTIBLES ET
LUBRIFIANTS / TRANSFORM.
/ AUTRES

	Intra-EU Intra-EU Intra-UE					Extra-EU Extra-EU Extra-UE									
	VAL	VOL	VOL Δ%	UV	UV Δ%	VAL	VOL	VOL Δ%	UV	UV Δ%					
	Jährliche Indizes					Annual Indices					Indices annuels				
1980	117.0	111.0	-8.4	105.4	33.8	94.4	106.4	-18.8	88.7	37.3					
1981	139.5	101.7	-8.4	137.2	30.2	126.8	109.9	3.3	115.4	30.1					
1982	151.6	101.3	-0.4	149.7	9.1	135.0	108.7	-1.1	124.2	7.6					
1983	157.3	103.0	1.7	152.7	2.0	136.2	106.6	-1.9	127.8	2.9					
1984	184.0	110.7	7.5	166.2	8.8	138.9	102.0	-4.3	136.2	6.6					
1985	196.7	112.6	1.7	174.7	5.1	152.9	106.1	4.0	144.1	5.8					
1986	122.6	120.1	6.7	102.1	-41.6	91.5	100.2	-5.6	91.3	-36.6					
1987	95.4	109.3	-9.0	87.3	-14.5	74.8	88.7	-11.5	84.3	-7.7					
1988	77.9	100.0	-8.5	77.9	-10.8	69.9	89.2	0.6	78.4	-7.0					
1989	92.1	101.0	1.0	91.2	17.1	89.3	98.2	10.1	90.9	15.9					
1990	100.0	100.0	-1.0	100.0	9.6	100.0	100.0	1.8	100.0	10.0					
1991	106.2	101.8	1.8	104.3	4.3	102.8	97.8	-2.2	105.1	5.1					
1992	97.0	101.1	-0.7	95.9	-8.1	103.2	105.0	7.4	98.3	-6.5					
1993	109.2	112.2	11.0	97.3	1.5	161.0	156.9	49.4	102.6	4.4					
	Vierteljährliche Indizes					Quarterly Indices					Indices trimestriels				
1989 1	84.2	102.2	-1.6	82.4	2.9	85.4	101.4	31.3	84.2	5.5					
1989 2	87.8	96.0	-3.5	91.5	17.0	86.6	94.4	20.1	91.7	14.2					
1989 3	90.2	95.1	-9.0	94.9	20.6	95.1	105.1	15.2	90.5	14.1					
1989 4	96.2	99.7	0.9	96.5	29.9	99.6	102.4	4.6	97.3	29.9					
1990 1	96.9	97.8	-4.3	99.1	20.3	99.5	100.2	-1.2	99.3	17.9					
1990 2	82.7	95.0	-1.0	87.1	-4.8	87.5	97.7	3.5	89.6	-2.3					
1990 3	99.9	110.7	16.4	90.2	-5.0	92.2	98.3	-6.5	93.8	3.6					
1990 4	128.6	104.6	4.9	122.9	27.4	121.3	104.3	1.9	116.3	19.5					
1991 1	119.8	103.6	5.9	115.6	16.6	109.3	96.3	-3.9	113.5	14.3					
1991 2	91.7	93.1	-2.0	98.5	13.1	90.5	88.7	-9.2	102.0	13.8					
1991 3	89.6	89.8	-18.9	99.8	10.6	104.3	103.5	5.3	100.8	7.5					
1991 4	106.6	104.4	-0.2	102.1	-16.9	103.4	99.2	-4.9	104.2	-10.4					
1992 1	101.9	108.7	4.9	93.7	-18.9	99.1	100.2	4.0	98.9	-12.9					
1992 2	95.7	100.5	7.9	95.2	-3.4	105.4	106.9	20.5	98.6	-3.3					
1992 3	99.3	103.4	15.1	96.0	-3.8	109.6	115.5	11.6	94.9	-5.9					
1992 4	106.0	107.4	2.9	98.7	-3.3	120.8	119.7	20.7	100.9	-3.2					
1993 1	106.6	108.1	-0.6	98.6	5.2	147.3	141.0	40.7	104.5	5.7					
1993 2	105.3	105.8	5.3	99.5	4.5	165.1	158.0	47.8	104.5	6.0					
1993 3	112.4	116.1	12.3	96.8	0.8	153.9	146.4	26.8	105.1	10.7					
1993 4	110.3	116.7	8.7	94.5	-4.3	177.9	182.1	52.1	97.7	-3.2					
	Monatliche Indizes					Monthly Indices					Indices mensuels				
1989 1	92.0	115.7	2.7	79.5	-2.7	90.8	109.7	50.9	82.8	2.1					
1989 2	79.3	94.3	-5.4	84.1	5.1	78.9	92.9	16.7	84.9	6.9					
1989 3	81.2	96.6	-2.6	84.1	7.3	86.5	101.5	28.2	85.2	7.7					
1989 4	79.5	90.1	-10.0	88.2	12.6	69.5	76.5	1.6	90.8	12.5					
1989 5	89.9	97.0	1.0	92.7	18.5	81.1	89.5	16.8	90.6	13.7					
1989 6	94.1	100.9	-1.6	93.3	19.6	109.2	117.2	40.0	93.2	15.6					
1989 7	86.1	90.0	-10.4	95.7	22.8	94.4	105.1	21.8	89.8	11.7					
1989 8	87.8	94.3	-5.2	93.1	18.1	88.0	98.0	17.9	89.8	11.7					
1989 9	96.9	101.0	-11.1	95.9	20.9	103.2	112.4	8.1	91.8	18.6					
1989 10	95.1	100.1	5.7	95.0	24.3	105.7	110.5	21.2	95.7	27.4					
1989 11	95.0	98.1	-8.8	96.8	33.9	91.9	94.8	-7.7	96.9	31.8					
1989 12	98.6	101.0	7.2	97.6	31.0	101.6	102.1	2.2	99.5	30.6					

**BEC 322: MINERALISCHE
BRENNSTOFFE UND OELE /
BEARBEITET / ANDERE**

**BEC 322: FUELS AND
LUBRICANTS /
PROCESSED / OTHER**

**GCE 322: COMBUSTIBLES ET
LUBRIFIANTS / TRANSFORM.
/ AUTRES**

	Intra-EU Intra-EU Intra-UE					Extra-EU Extra-EU Extra-UE									
	VAL	VOL	VOL Δ%	UV	UV Δ%	VAL	VOL	VOL Δ%	UV	UV Δ%					
	Monatliche Indizes					Monthly Indices					Indices mensuels				
1990 1	119.3	118.0	14.8	101.1	23.9	107.4	104.2	6.4	103.1	30.5					
1990 2	90.1	93.4	-1.6	96.5	13.9	87.8	90.1	-4.9	97.5	18.5					
1990 3	82.6	90.2	-5.3	91.6	7.3	91.1	98.7	8.7	92.3	9.4					
1990 4	89.1	99.3	12.7	89.7	-2.3	94.8	105.8	2.4	89.6	-2.0					
1990 5	86.8	103.0	5.7	84.3	-9.8	85.5	100.7	-3.9	84.9	-10.3					
1990 6	76.9	94.0	-1.3	81.8	-10.8	79.0	98.6	1.3	80.1	-17.1					
1990 7	87.9	112.8	15.8	77.9	-13.3	82.8	107.7	17.2	76.9	-16.4					
1990 8	96.6	105.0	2.4	92.0	3.1	89.5	99.1	5.3	90.3	0.1					
1990 9	109.2	98.2	-0.7	111.2	20.3	96.6	87.4	-12.4	110.5	18.8					
1990 10	132.3	105.2	1.8	125.8	32.8	123.6	96.2	1.1	128.5	33.2					
1990 11	126.0	98.6	-8.3	127.8	31.1	134.7	105.9	0.1	127.2	33.2					
1990 12	121.6	100.7	-10.8	120.8	22.3	123.7	102.1	2.4	121.2	21.7					
1991 1	145.8	121.7	3.1	119.8	18.5	142.8	120.0	15.2	119.0	15.4					
1991 2	121.5	103.8	11.1	117.1	21.3	123.6	110.4	22.5	112.0	14.9					
1991 3	106.0	104.6	16.0	101.3	10.6	95.4	95.1	-3.6	100.3	8.7					
1991 4	93.7	98.0	-1.3	95.6	6.6	90.4	92.7	-12.4	97.5	8.8					
1991 5	107.8	111.7	8.4	96.5	14.5	94.5	97.8	-2.9	96.6	13.8					
1991 6	87.1	89.2	-5.1	97.6	19.3	97.0	100.1	1.5	96.9	21.0					
1991 7	99.2	102.8	-8.9	96.5	23.9	90.8	93.9	-12.8	96.7	25.7					
1991 8	96.2	101.0	-3.8	95.2	3.5	88.1	91.4	-7.8	96.4	6.8					
1991 9	96.7	99.1	0.9	97.6	-12.2	84.2	86.7	-0.8	97.1	-12.1					
1991 10	112.0	112.4	6.8	99.6	-20.8	103.9	105.8	10.0	98.2	-23.6					
1991 11	109.8	105.6	7.1	104.0	-18.6	124.7	124.9	17.9	99.8	-21.5					
1991 12	114.0	118.0	17.2	96.6	-20.0	100.1	105.4	3.2	95.0	-21.6					
1992 1	114.5	126.5	3.9	90.5	-24.5	93.9	106.1	-11.6	88.5	-25.6					
1992 2	104.4	118.0	13.7	88.5	-24.4	88.0	101.9	-7.7	86.4	-22.9					
1992 3	92.6	106.0	1.3	87.4	-13.7	82.6	98.8	3.9	83.6	-16.7					
1992 4	96.5	109.2	11.4	88.4	-7.5	76.5	88.1	-5.0	86.8	-11.0					
1992 5	90.7	99.2	-11.2	91.4	-5.3	81.6	91.1	-6.9	89.6	-7.2					
1992 6	91.4	99.5	11.5	91.9	-5.8	84.2	93.0	-7.1	90.5	-6.6					
1992 7	98.3	105.7	2.8	93.0	-3.6	88.4	98.0	4.4	90.2	-6.7					
1992 8	92.2	103.8	2.8	88.8	-6.7	81.8	94.6	3.5	86.5	-10.3					
1992 9	95.4	109.3	10.3	87.3	-10.6	80.4	94.3	8.8	85.3	-12.2					
1992 10	100.2	110.1	-2.0	91.0	-8.6	79.7	89.2	-15.7	89.3	-9.1					
1992 11	102.7	110.0	4.2	93.4	-10.2	87.7	95.5	-23.5	91.8	-8.0					
1992 12	97.7	108.1	-8.4	90.4	-6.4	90.1	100.5	-4.6	89.7	-5.6					
1993 1	91.1	99.3	-21.5	91.7	1.3	69.3	77.0	-27.4	90.0	1.7					
1993 2	90.4	98.1	-16.9	92.1	4.1	73.7	80.6	-20.9	91.4	5.8					
1993 3	88.9	92.4	-12.8	96.2	10.1	88.7	94.3	-4.6	94.1	12.6					
1993 4	96.5	102.5	-6.1	94.1	6.4	82.8	88.7	0.7	93.4	7.6					
1993 5	93.0	101.0	1.8	92.1	0.8	77.1	83.9	-7.9	91.9	2.6					
1993 6	102.8	113.6	14.2	90.5	-1.5	75.1	82.4	-11.4	91.2	0.8					
1993 7	93.8	102.9	-2.6	91.2	-1.9	76.7	86.9	-11.3	88.3	-2.1					
1993 8	104.3	113.5	9.3	91.9	3.5	80.1	92.3	-2.4	86.8	0.3					
1993 9	98.5	109.6	0.3	89.9	3.0	73.6	83.4	-11.6	88.2	3.4					
1993 10	104.7	117.8	7.0	88.9	-2.3	82.3	98.1	10.0	83.9	-6.0					
1993 11	102.4	114.2	3.8	89.7	-4.0	82.0	96.9	1.5	84.6	-7.8					
1993 12	114.2	132.3	22.4	86.3	-4.5	80.3	98.2	-2.3	81.8	-8.8					

BEC 322: MINERALISCHE
BRENNSTOFFE UND OELE /
BEARBEITET / ANDERE

BEC 322: FUELS AND
LUBRICANTS /
PROCESSED / OTHER

GCE 322: COMBUSTIBLES ET
LUBRIFIANTS / TRANSFORM.
/ AUTRES

	Intra-EU Intra-EU Intra-UE					Extra-EU Extra-EU Extra-UE									
	VAL	VOL	VOL Δ%	UV	UV Δ%	VAL	VOL	VOL Δ%	UV	UV Δ%					
	Monatliche Indizes					Monthly Indices					Indices mensuels				
1990 1	119.1	116.8	1.0	102.0	28.3	111.8	109.2	-0.5	102.4	23.7					
1990 2	88.2	88.6	-6.0	99.6	18.4	88.1	87.4	-5.9	100.8	18.7					
1990 3	83.2	87.9	-9.0	94.7	12.6	98.5	104.0	2.5	94.7	11.2					
1990 4	80.9	87.5	-2.9	92.4	4.8	76.5	81.9	7.1	93.4	2.9					
1990 5	79.3	90.9	-6.3	87.2	-5.9	84.5	92.3	3.1	91.5	1.0					
1990 6	88.1	106.5	5.6	82.7	-11.4	101.7	119.0	1.5	85.5	-8.3					
1990 7	99.4	119.1	32.3	83.5	-12.7	87.7	104.6	-0.5	83.8	-6.7					
1990 8	93.1	108.6	15.2	85.7	-7.9	86.9	93.6	-4.5	92.8	3.3					
1990 9	107.1	104.4	3.4	102.6	7.0	102.0	96.7	-14.0	105.5	14.9					
1990 10	143.7	116.2	16.1	123.7	30.2	131.2	110.9	0.4	118.3	23.6					
1990 11	121.3	97.5	-0.6	124.4	28.5	120.7	102.3	7.9	118.0	21.8					
1990 12	120.6	99.9	-1.1	120.7	23.7	111.9	99.5	-2.5	112.5	13.1					
1991 1	131.6	109.4	-6.3	120.3	17.9	126.7	105.9	-3.0	119.6	16.8					
1991 2	116.8	99.4	12.2	117.5	18.0	106.1	94.7	8.4	112.0	11.1					
1991 3	111.1	102.1	16.2	108.8	14.9	95.2	88.3	-15.1	107.8	13.8					
1991 4	95.5	97.3	11.2	98.1	6.2	95.8	93.8	14.5	102.1	9.3					
1991 5	86.9	88.5	-2.6	98.2	12.6	82.9	81.5	-11.7	101.7	11.1					
1991 6	92.7	93.4	-12.3	99.2	20.0	93.0	90.8	-23.7	102.4	19.8					
1991 7	97.1	97.1	-18.5	100.0	19.8	116.5	116.0	10.9	100.4	19.8					
1991 8	89.2	90.4	-16.8	98.7	15.2	102.4	102.9	9.9	99.5	7.2					
1991 9	82.7	82.0	-21.5	100.8	-1.8	94.0	91.5	-5.4	102.7	-2.7					
1991 10	106.2	107.2	-7.7	99.1	-19.9	108.2	106.3	-4.1	101.8	-13.9					
1991 11	107.7	102.7	5.3	104.9	-15.7	93.0	87.1	-14.9	106.8	-9.5					
1991 12	105.6	103.1	3.2	102.4	-15.2	108.9	104.3	4.8	104.4	-7.2					
1992 1	97.0	102.2	-6.6	94.9	-21.1	107.7	108.8	2.7	99.0	-17.2					
1992 2	106.1	115.6	16.3	91.8	-21.9	95.9	96.1	1.5	99.8	-10.9					
1992 3	102.7	108.4	6.2	94.7	-13.0	93.5	95.6	8.3	97.8	-9.3					
1992 4	94.1	99.9	2.7	94.2	-4.0	94.4	95.4	1.7	98.9	-3.1					
1992 5	97.4	102.8	16.2	94.7	-3.6	97.9	98.4	20.7	99.5	-2.2					
1992 6	95.5	98.8	5.8	96.7	-2.5	124.0	127.0	39.9	97.6	-4.7					
1992 7	95.0	98.5	1.4	96.4	-3.6	126.7	130.1	12.2	97.4	-3.0					
1992 8	99.1	103.6	14.6	95.7	-3.0	96.4	103.0	0.1	93.6	-5.9					
1992 9	103.8	108.1	31.8	96.0	-4.8	105.5	113.2	23.7	93.2	-9.3					
1992 10	105.4	108.4	1.1	97.2	-1.9	119.1	121.8	14.6	97.8	-3.9					
1992 11	97.3	97.7	-4.9	99.6	-5.1	113.8	110.8	27.2	102.7	-3.8					
1992 12	115.4	116.0	12.5	99.5	-2.8	129.3	126.5	21.3	102.2	-2.1					
1993 1	102.8	104.0	1.8	98.8	4.1	122.0	117.0	7.5	104.3	5.4					
1993 2	103.3	105.4	-8.8	98.0	6.8	143.5	139.7	45.4	102.7	2.9					
1993 3	113.6	114.7	5.8	99.0	4.5	176.4	166.3	74.0	106.1	8.5					
1993 4	99.6	97.2	-2.7	102.5	8.8	145.3	142.0	48.8	102.3	3.4					
1993 5	115.4	116.9	13.7	98.7	4.2	166.8	155.9	58.4	107.0	7.5					
1993 6	101.0	103.4	4.7	97.7	1.0	183.4	176.2	38.7	104.1	6.7					
1993 7	110.2	114.1	15.8	96.6	0.2	149.9	139.6	7.3	107.4	10.3					
1993 8	116.4	118.3	14.2	98.4	2.8	152.7	145.3	41.1	105.1	12.3					
1993 9	110.7	115.8	7.1	95.6	-0.4	158.7	154.2	36.2	102.9	10.4					
1993 10	111.4	117.0	7.9	95.2	-2.1	189.1	194.9	60.0	97.0	-0.8					
1993 11	107.4	110.5	13.1	97.2	-2.4	160.7	166.9	50.6	96.3	-6.2					
1993 12	111.9	122.6	5.7	91.3	-8.2	183.8	184.5	45.8	99.6	-2.5					

**BEC 4:
INVESTITIONSGÜTER
(AUSGENOMMEN
BEFÖRDERUNGSMITTEL)
UND TEILE UND ZUBEHÖR
DAVON**

**BEC 4: CAPITAL GOODS
(EXCEPT TRANSPORT
EQUIPM.) AND PARTS
AND ACCESSORIES
THEREOF**

**GCE 4: BIENS
D'EQUIPEMENT
(EXCL. MATERIEL
TRANSP., LEURS
PARTIES, PIÈCES
DET., ACCES.)**

	Intra-EU Intra-EU Intra-UE					Extra-EU Extra-EU Extra-UE									
	VAL	VOL	VOL Δ%	UV	UV Δ%	VAL	VOL	VOL Δ%	UV	UV Δ%					
	Jährliche Indizes					Annual Indices					Indices annuels				
1980	32.3	62.4	4.5	51.8	10.0	28.9	58.1	16.7	49.8	6.6					
1981	34.3	58.5	-6.3	58.6	13.1	35.3	57.8	-0.5	61.1	22.7					
1982	38.6	59.1	1.0	65.3	11.4	39.0	56.2	-2.8	69.4	13.6					
1983	42.4	59.2	0.2	71.7	9.8	45.0	57.9	3.0	77.8	12.1					
1984	50.8	66.2	11.8	76.8	7.1	57.0	64.8	11.9	88.0	13.1					
1985	59.5	72.0	8.8	82.7	7.7	63.9	66.8	3.1	95.6	8.6					
1986	63.9	74.6	3.6	85.6	3.5	63.2	68.8	3.0	91.9	-3.9					
1987	70.2	79.9	7.1	87.9	2.7	68.3	75.7	10.0	90.2	-1.8					
1988	79.6	86.7	8.5	91.8	4.4	83.8	88.7	17.2	94.5	4.8					
1989	92.5	95.0	9.6	97.4	6.1	98.0	94.3	6.3	103.9	9.9					
1990	100.0	100.0	5.3	100.0	2.7	100.0	100.0	6.0	100.0	-3.8					
1991	104.4	99.8	-0.2	104.6	4.6	109.5	104.5	4.5	104.8	4.8					
1992	106.2	98.1	-1.7	108.3	3.5	110.8	101.5	-2.9	109.2	4.2					
1993	88.5	76.4	-22.1	115.8	6.9	113.4	92.5	-8.9	122.6	12.3					
	Vierteljährliche Indizes					Quarterly Indices					Indices trimestriels				
1989 1	87.7	91.6	20.5	95.7	4.7	93.0	90.9	17.9	102.3	10.8					
1989 2	99.6	102.8	21.4	96.9	5.7	104.1	99.7	15.8	104.4	12.0					
1989 3	90.2	91.1	14.7	99.0	7.6	98.0	93.3	10.5	105.0	9.6					
1989 4	106.5	109.0	15.3	97.7	6.2	106.4	102.5	6.7	103.8	7.9					
1990 1	98.9	98.5	7.5	100.4	4.9	99.1	96.7	6.4	102.5	0.2					
1990 2	102.6	103.0	0.2	99.6	2.8	102.3	101.5	1.8	100.8	-3.4					
1990 3	93.6	93.2	2.3	100.4	1.4	95.6	96.5	3.4	99.1	-5.6					
1990 4	104.6	105.0	-3.7	99.6	1.9	104.7	107.1	4.5	97.8	-5.8					
1991 1	99.1	96.5	-2.0	102.7	2.3	101.4	100.8	4.2	100.6	-1.9					
1991 2	106.5	102.6	-0.4	103.8	4.2	113.9	108.0	6.4	105.5	4.7					
1991 3	98.3	92.2	-1.1	106.6	6.2	107.2	99.9	3.5	107.3	8.3					
1991 4	111.5	106.0	1.0	105.2	5.6	116.6	110.3	3.0	105.7	8.1					
1992 1	107.3	99.6	3.2	107.7	4.9	109.9	101.2	0.4	108.6	8.0					
1992 2	109.2	100.9	-1.7	108.2	4.2	114.0	104.4	-3.3	109.2	3.5					
1992 3	98.8	90.6	-1.7	109.0	2.3	103.9	96.8	-3.1	107.3	0.0					
1992 4	113.6	104.9	-1.0	108.3	2.9	116.6	104.6	-5.2	111.5	5.5					
1993 1	83.9	73.3	-26.4	114.4	6.2	106.5	88.8	-12.3	119.9	10.4					
1993 2	87.0	75.1	-25.6	115.8	7.0	113.8	94.8	-9.2	120.0	9.9					
1993 3	80.6	69.1	-23.7	116.6	7.0	108.6	87.6	-9.5	124.0	15.6					
1993 4	98.2	84.3	-19.6	116.5	7.6	124.8	98.7	-5.6	126.4	13.4					
	Monatliche Indizes					Monthly Indices					Indices mensuels				
1989 1	82.1	85.7	41.7	95.8	6.6	90.6	89.5	39.8	101.2	11.0					
1989 2	85.2	89.2	15.2	95.5	4.5	87.3	85.6	13.2	102.0	11.1					
1989 3	95.7	99.8	10.8	95.9	3.8	101.2	97.6	6.6	103.7	11.0					
1989 4	94.7	98.2	23.1	96.4	5.0	102.1	99.1	19.3	103.0	11.1					
1989 5	95.0	98.2	16.4	96.7	5.5	100.7	96.9	14.1	103.9	11.0					
1989 6	109.3	112.0	24.4	97.6	6.6	109.5	103.2	14.3	106.1	13.6					
1989 7	98.2	99.4	19.6	98.8	7.9	99.9	94.0	13.4	106.3	12.0					
1989 8	78.1	79.0	15.7	98.9	5.8	92.4	87.8	8.9	105.2	8.7					
1989 9	94.1	94.8	9.3	99.3	8.9	101.7	98.1	9.5	103.7	8.2					
1989 10	106.8	109.9	18.0	97.2	7.3	111.2	106.8	12.7	104.1	8.2					
1989 11	107.0	110.8	20.4	96.6	4.9	108.5	104.6	8.8	103.7	7.5					
1989 12	105.7	106.2	7.9	99.5	6.9	99.4	96.1	-1.4	103.4	7.8					

**BEC 4:
INVESTITIONSGÜTER
(AUSGENOMMEN
BEFÖRDERUNGSMITTEL)
UND TEILE UND ZUBEHÖR
DAVON**

**BEC 4: CAPITAL GOODS
(EXCEPT TRANSPORT
EQUIPM.) AND PARTS
AND ACCESSORIES
THEREOF**

**GCE 4: BIENS
D'EQUIPEMENT
(EXCL. MATERIEL
TRANSP., LEURS
PARTIES, PIÈCES
DET., ACCES.)**

	Intra-EU Intra-EU Intra-UE					Extra-EU Extra-EU Extra-UE									
	VAL	VOL	VOL Δ%	UV	UV Δ%	VAL	VOL	VOL Δ%	UV	UV Δ%					
	Jährliche Indizes					Annual Indices					Indices annuels				
1980	33.9	63.8	3.4	53.1	10.4	47.9	94.2	1.5	50.8	10.9					
1981	35.3	59.7	-6.4	59.1	11.3	57.0	98.5	4.6	57.9	14.0					
1982	39.9	60.8	1.8	65.6	11.0	62.1	95.9	-2.6	64.8	11.9					
1983	43.7	60.7	-0.2	72.0	9.8	64.2	89.9	-6.3	71.4	10.2					
1984	52.0	67.6	11.4	76.9	6.8	73.2	95.4	6.1	76.7	7.4					
1985	60.6	73.6	8.9	82.3	7.0	83.5	102.2	7.1	81.7	6.5					
1986	64.9	76.3	3.7	85.0	3.3	81.2	96.7	-5.4	84.0	2.8					
1987	71.3	82.4	8.0	86.5	1.8	78.7	90.8	-6.1	86.7	3.2					
1988	81.2	89.4	8.5	90.8	5.0	84.5	92.2	1.5	91.7	5.8					
1989	94.6	97.6	9.2	96.9	6.7	96.1	98.3	6.6	97.8	6.7					
1990	100.0	100.0	2.5	100.0	3.2	100.0	100.0	1.7	100.0	2.2					
1991	102.5	98.7	-1.3	103.9	3.9	102.9	99.1	-0.9	103.8	3.8					
1992	104.0	96.2	-2.5	108.1	4.0	106.2	97.8	-1.3	108.6	4.6					
1993	98.7	82.1	-14.7	120.2	11.2	121.0	105.1	7.5	115.1	6.0					
	Vierteljährliche Indizes					Quarterly Indices					Indices trimestriels				
1989 1	90.1	95.5	23.7	94.3	5.0	92.4	95.8	24.7	96.4	7.0					
1989 2	100.5	103.4	15.4	97.2	7.9	101.4	103.7	17.4	97.8	7.8					
1989 3	91.9	93.8	14.0	98.0	7.0	97.9	99.6	12.8	98.3	6.3					
1989 4	107.4	109.8	13.4	97.8	6.8	110.6	112.1	12.4	98.7	6.1					
1990 1	100.0	100.3	5.0	99.7	5.7	100.5	100.7	5.1	99.8	3.5					
1990 2	103.0	104.0	0.6	99.0	1.9	100.2	100.9	-2.7	99.3	1.5					
1990 3	93.2	92.1	-1.8	101.2	3.3	95.1	94.8	-4.8	100.3	2.0					
1990 4	104.8	104.6	-4.7	100.2	2.5	104.2	103.6	-7.6	100.6	1.9					
1991 1	99.1	97.5	-2.8	101.6	1.9	96.4	93.8	-6.9	102.8	3.0					
1991 2	105.4	102.5	-1.4	102.8	3.8	100.7	97.3	-3.6	103.5	4.2					
1991 3	96.5	91.2	-1.0	105.8	4.5	102.0	97.1	2.4	105.0	4.7					
1991 4	110.0	104.3	-0.3	105.5	5.3	112.9	108.7	4.9	103.9	3.3					
1992 1	104.6	98.0	0.5	106.7	5.0	100.5	92.8	-1.1	108.3	5.4					
1992 2	106.1	98.0	-4.4	108.3	5.4	104.1	95.2	-2.2	109.4	5.7					
1992 3	97.3	89.0	-2.4	109.3	3.3	104.3	96.2	-0.9	108.4	3.2					
1992 4	108.4	100.3	-3.8	108.1	2.5	119.5	110.3	1.5	108.3	4.2					
1993 1	94.2	79.4	-19.0	118.7	11.2	107.2	93.6	0.9	114.5	5.7					
1993 2	97.4	81.1	-17.2	120.1	10.9	118.9	103.5	8.7	114.9	5.0					
1993 3	90.1	74.2	-16.6	121.4	11.1	118.7	103.2	7.3	115.0	6.1					
1993 4	108.2	89.5	-10.8	120.9	11.8	139.4	120.3	9.1	115.9	7.0					
	Monatliche Indizes					Monthly Indices					Indices mensuels				
1989 1	82.8	88.1	41.0	94.0	6.5	89.9	93.0	44.9	96.7	8.9					
1989 2	88.7	94.4	22.1	94.0	3.6	87.4	90.3	19.9	96.8	6.0					
1989 3	98.7	104.1	13.4	94.8	5.3	99.6	103.9	14.3	95.9	6.7					
1989 4	96.5	99.3	18.1	97.2	8.1	95.7	98.4	18.6	97.3	7.9					
1989 5	94.4	97.4	8.8	96.9	7.3	97.7	100.0	13.6	97.7	7.7					
1989 6	110.8	113.5	19.1	97.6	8.3	110.6	112.6	19.9	98.2	7.7					
1989 7	99.2	102.1	17.1	97.2	6.2	104.3	106.6	14.4	97.8	6.2					
1989 8	77.0	77.9	12.2	98.8	6.8	93.8	94.8	13.4	98.9	6.5					
1989 9	99.4	101.4	12.2	98.0	7.7	95.6	97.4	10.4	98.2	5.9					
1989 10	108.2	111.4	18.3	97.1	6.5	107.3	108.9	14.6	98.5	6.4					
1989 11	106.0	109.8	11.8	96.5	6.4	106.2	108.5	13.0	97.9	5.7					
1989 12	107.9	108.1	10.3	99.8	7.3	118.5	118.9	10.0	99.7	6.3					

**BEC 4:
INVESTITIONSGÜTER
(AUSGENOMMEN
BEFÖRDERUNGSMITTEL)
UND TEILE UND ZUBEHÖR
DAVON**

**BEC 4: CAPITAL GOODS
(EXCEPT TRANSPORT
EQUIPM.) AND PARTS
AND ACCESSORIES
THEREOF**

**GCE 4: BIENS
D'EQUIPEMENT
(EXCL. MATERIEL
TRANSP., LEURS
PARTIES, PIÈCES
DET., ACCES.)**

	Intra-EU Intra-EU Intra-UE					Extra-EU Extra-EU Extra-UE									
	VAL	VOL	VOL Δ%	UV	UV Δ%	VAL	VOL	VOL Δ%	UV	UV Δ%					
	Monatliche Indizes					Monthly Indices					Indices mensuels				
1990 1	92.9	91.9	7.2	101.1	5.5	98.6	96.0	7.3	102.7	1.5					
1990 2	92.7	93.0	4.3	99.7	4.4	91.1	88.5	3.4	102.9	0.9					
1990 3	111.1	110.5	10.7	100.5	4.8	107.7	105.5	8.1	102.1	-1.5					
1990 4	100.3	100.2	2.0	100.1	3.8	99.5	97.7	-1.4	101.8	-1.2					
1990 5	104.6	105.4	7.3	99.2	2.6	107.0	106.7	10.1	100.3	-3.5					
1990 6	103.2	103.6	-7.5	99.6	2.0	100.5	100.1	-3.0	100.4	-5.4					
1990 7	105.0	104.7	5.3	100.3	1.5	102.0	100.7	7.1	101.3	-4.7					
1990 8	80.9	80.4	1.8	100.6	1.7	89.5	91.6	4.3	97.7	-7.1					
1990 9	95.0	94.5	-0.3	100.5	1.2	95.4	97.3	-0.8	98.0	-5.5					
1990 10	105.9	107.2	-2.5	98.8	1.6	111.9	114.5	7.2	97.7	-6.1					
1990 11	107.2	108.1	-2.4	99.2	2.7	108.0	112.0	7.1	96.4	-7.0					
1990 12	100.6	99.8	-6.0	100.8	1.3	94.4	94.9	-1.2	99.5	-3.8					
1991 1	97.6	95.4	3.8	102.3	1.2	104.0	104.1	8.4	99.9	-2.7					
1991 2	95.5	93.1	0.1	102.6	2.9	95.6	95.5	7.9	100.1	-2.7					
1991 3	104.2	101.0	-8.6	103.2	2.7	104.6	102.9	-2.5	101.7	-0.4					
1991 4	106.9	103.7	3.5	103.1	3.0	118.1	112.6	15.3	104.9	3.0					
1991 5	105.7	101.8	-3.4	103.8	4.6	114.0	108.6	1.8	105.0	4.7					
1991 6	107.1	102.4	-1.2	104.6	5.0	109.9	102.9	2.8	106.8	6.4					
1991 7	114.4	107.0	2.2	106.9	6.6	115.8	106.6	5.9	108.6	7.2					
1991 8	80.7	75.0	-6.7	107.6	7.0	95.6	89.4	-2.4	106.9	9.4					
1991 9	99.7	94.6	0.1	105.4	4.9	110.1	103.6	6.5	106.3	8.5					
1991 10	113.6	107.8	0.6	105.4	6.7	123.7	117.8	2.9	105.0	7.5					
1991 11	109.1	103.9	-3.9	105.0	5.8	116.4	110.5	-1.3	105.3	9.2					
1991 12	111.8	106.3	6.5	105.2	4.4	109.7	102.5	8.0	107.0	7.5					
1992 1	98.0	91.1	-4.5	107.6	5.2	104.9	98.1	-5.8	106.9	7.0					
1992 2	104.4	97.7	4.9	106.9	4.2	103.6	95.0	-0.5	109.0	8.9					
1992 3	119.4	110.0	8.9	108.5	5.1	121.2	110.5	7.4	109.7	7.9					
1992 4	112.1	103.6	-0.1	108.2	4.9	118.3	107.2	-4.8	110.4	5.2					
1992 5	105.2	97.3	-4.4	108.1	4.1	111.5	102.3	-5.8	109.0	3.8					
1992 6	110.4	101.9	-0.5	108.3	3.5	112.4	103.8	0.9	108.3	1.4					
1992 7	113.9	103.7	-3.1	109.8	2.7	114.0	104.8	-1.7	108.8	0.2					
1992 8	79.7	72.6	-3.2	109.8	2.0	88.5	82.8	-7.4	106.9	0.0					
1992 9	102.5	95.4	0.8	107.4	1.9	109.1	102.7	-0.9	106.2	-0.1					
1992 10	112.8	104.7	-2.9	107.7	2.2	114.8	106.1	-9.9	108.2	3.0					
1992 11	108.1	101.2	-2.6	106.8	1.7	114.2	103.4	-6.4	110.4	4.8					
1992 12	119.9	108.8	2.4	110.2	4.8	121.0	104.3	1.8	116.0	8.4					
1993 1	71.8	64.7	-29.0	110.9	3.1	99.6	83.1	-15.3	119.8	12.1					
1993 2	84.2	72.9	-25.4	115.5	8.0	100.6	84.4	-11.2	119.2	9.4					
1993 3	95.6	82.3	-25.2	116.1	7.0	119.3	98.9	-10.5	120.6	9.9					
1993 4	85.2	74.4	-28.2	114.5	5.8	116.0	96.2	-10.3	120.6	9.2					
1993 5	81.5	70.8	-27.2	115.1	6.5	106.4	89.2	-12.8	119.3	9.4					
1993 6	94.3	80.1	-21.4	117.7	8.7	118.8	99.0	-4.6	120.0	10.8					
1993 7	84.5	73.1	-29.5	115.6	5.3	110.3	89.3	-14.8	123.5	13.5					
1993 8	68.5	57.9	-20.2	118.3	7.7	99.4	80.3	-3.0	123.8	15.8					
1993 9	88.7	76.4	-19.9	116.1	8.1	116.0	93.1	-9.3	124.6	17.3					
1993 10	92.4	79.9	-23.7	115.6	7.3	119.0	94.1	-11.3	126.5	16.9					
1993 11	95.2	81.2	-19.8	117.3	9.8	127.7	102.1	-1.3	125.1	13.3					
1993 12	107.1	91.8	-15.6	116.7	5.9	127.2	99.7	-4.4	127.6	10.0					

**BEC 4:
INVESTITIONSGUETER
(AUSGENOMMEN
BEFOERDERUNGSMITTEL)
UND TEILE UND ZUBEHOER
DAVON**

**BEC 4: CAPITAL GOODS
(EXCEPT TRANSPORT
EQUIPM.) AND PARTS
AND ACCESSORIES
THEREOF**

**GCE 4: BIENS
D'EQUIPEMENT
(EXCL.MATERIEL
TRANSP.,LEURS
PARTIES,PIECES
DET.,ACCES.)**

	Intra-EU Intra-EU Intra-UE					Extra-EU Extra-EU Extra-UE					
	VAL	VOL	VOL Δ%	UV	UV Δ%	VAL	VOL	VOL Δ%	UV	UV Δ%	
	Monatliche Indizes			Monthly Indices			Indices mensuels				
1990 1	92.4	92.8	5.3	99.6	6.0	100.0	99.8	7.3	100.2	3.6	
1990 2	93.5	94.2	-0.2	99.3	5.6	93.1	93.2	3.2	99.9	3.2	
1990 3	114.0	114.0	9.5	100.0	5.5	108.4	109.1	5.0	99.4	3.6	
1990 4	98.4	100.5	1.2	97.9	0.7	94.1	95.8	-2.6	98.2	0.9	
1990 5	104.6	104.9	7.7	99.7	2.9	102.0	101.8	1.8	100.2	2.6	
1990 6	106.0	106.6	-6.1	99.4	1.8	104.5	105.1	-6.7	99.4	1.2	
1990 7	107.0	105.7	3.5	101.2	4.1	107.5	107.5	0.8	100.0	2.2	
1990 8	78.5	77.7	-0.3	101.0	2.2	92.0	91.7	-3.3	100.3	1.4	
1990 9	94.2	92.9	-8.4	101.4	3.5	85.7	85.1	-12.6	100.7	2.5	
1990 10	109.1	110.0	-1.3	99.2	2.2	105.0	105.2	-3.4	99.8	1.3	
1990 11	105.2	105.6	-3.8	99.6	3.2	100.5	100.1	-7.7	100.4	2.6	
1990 12	100.0	98.2	-9.2	101.8	2.0	107.4	105.6	-11.2	101.7	2.0	
1991 1	95.3	94.1	1.4	101.3	1.7	99.8	97.7	-2.1	102.1	1.9	
1991 2	96.0	94.7	0.5	101.4	2.1	90.2	87.8	-5.8	102.7	2.8	
1991 3	105.8	103.6	-9.1	102.1	2.1	99.2	95.8	-12.2	103.5	4.1	
1991 4	106.1	104.2	3.7	101.8	4.0	99.7	96.5	0.7	103.3	5.2	
1991 5	101.5	99.4	-5.2	102.1	2.4	101.1	97.8	-3.9	103.4	3.2	
1991 6	108.5	103.8	-2.6	104.5	5.1	101.5	97.7	-7.0	103.9	4.5	
1991 7	110.8	105.6	-0.1	104.9	3.7	117.0	110.8	3.1	105.6	5.6	
1991 8	81.0	75.5	-2.8	107.3	6.2	95.5	91.0	-0.8	104.9	4.6	
1991 9	97.5	92.4	-0.5	105.5	4.0	93.6	89.6	5.3	104.5	3.8	
1991 10	113.1	107.0	-2.7	105.7	6.6	111.7	107.0	1.7	104.4	4.6	
1991 11	107.1	102.7	-2.7	104.3	4.7	106.9	103.0	2.9	103.8	3.4	
1991 12	110.0	103.3	5.2	106.5	4.6	120.3	116.1	9.9	103.6	1.9	
1992 1	96.4	90.1	-4.3	107.0	5.6	95.1	87.9	-10.0	108.2	6.0	
1992 2	102.6	96.4	1.8	106.4	4.9	95.9	88.9	1.3	107.9	5.1	
1992 3	114.7	107.5	3.8	106.7	4.5	110.3	101.5	5.9	108.7	5.0	
1992 4	110.6	101.6	-2.5	108.9	7.0	108.7	98.5	2.1	110.4	6.9	
1992 5	101.8	94.3	-5.1	108.0	5.8	101.1	92.3	-5.6	109.5	5.9	
1992 6	106.0	98.2	-5.4	107.9	3.3	102.8	95.0	-2.8	108.2	4.1	
1992 7	113.1	103.4	-2.1	109.4	4.3	119.0	109.2	-1.4	109.0	3.2	
1992 8	76.8	69.8	-7.5	110.0	2.5	90.9	83.6	-8.1	108.7	3.6	
1992 9	101.9	93.8	1.5	108.6	2.9	102.9	95.7	6.8	107.5	2.9	
1992 10	111.2	102.8	-3.9	108.2	2.4	115.3	106.7	-0.3	108.1	3.5	
1992 11	105.3	98.2	-4.4	107.2	2.8	108.7	101.1	-1.8	107.5	3.6	
1992 12	108.8	99.9	-3.3	108.9	2.3	134.2	123.0	5.9	109.1	5.3	
1993 1	82.5	70.3	-22.0	117.4	9.7	93.8	81.4	-7.4	115.2	6.5	
1993 2	94.1	79.5	-17.5	118.4	11.3	108.3	94.9	6.7	114.1	5.7	
1993 3	106.0	88.4	-17.8	119.9	12.4	119.6	104.6	3.1	114.3	5.2	
1993 4	93.1	78.0	-23.2	119.4	9.6	116.6	101.0	2.5	115.4	4.5	
1993 5	94.6	78.4	-16.9	120.6	11.7	111.9	97.8	6.0	114.4	4.5	
1993 6	104.3	86.8	-11.6	120.2	11.4	128.2	111.7	17.6	114.8	6.1	
1993 7	96.8	79.7	-22.9	121.5	11.1	129.1	112.3	2.8	115.0	5.5	
1993 8	75.0	60.7	-13.0	123.5	12.3	109.5	94.7	13.3	115.6	6.3	
1993 9	98.5	82.3	-12.3	119.7	10.2	117.6	102.7	7.3	114.5	6.5	
1993 10	104.7	86.3	-16.1	121.3	12.1	126.2	109.9	3.0	114.8	6.2	
1993 11	105.2	86.3	-12.1	121.9	13.7	133.6	115.0	13.7	116.2	8.1	
1993 12	114.7	96.0	-3.9	119.5	9.7	158.3	135.9	10.5	116.5	6.8	

**BEC 41:
INVESTITIONSGÜTER
(AUSGENOMMEN
BEFÖRDERUNGSMITTEL)**

**BEC 41: CAPITAL GOODS
(EXCEPT TRANSPORT
EQUIPMENT)**

**GCE 41: BIENS
D'EQUIPEMENT (A
L'EXCLUSION DU MATERIEL
DE TRANSPORT)**

	Intra-EU Intra-EU intra-UE					Extra-EU Extra-EU Extra-UE					
	VAL	VOL	VOL Δ%	UV	UV Δ%	VAL	VOL	VOL Δ%	UV	UV Δ%	
	Jährliche Indizes			Annual Indices			Indices annuels				
1980	33.8	64.7	3.4	52.3	9.2	30.4	60.4	18.2	50.4	5.4	
1981	35.8	61.1	-5.6	58.6	12.0	37.6	60.6	0.3	62.1	23.2	
1982	40.4	61.8	1.1	65.4	11.6	40.6	57.3	-5.4	70.9	14.2	
1983	44.0	61.6	-0.3	71.4	9.2	46.9	59.8	4.4	78.5	10.7	
1984	52.0	68.5	11.2	75.9	6.3	57.1	64.7	8.2	88.2	12.4	
1985	60.5	73.6	7.4	82.2	8.3	64.0	67.7	4.6	94.6	7.3	
1986	66.4	77.6	5.4	85.6	4.1	65.4	71.2	5.2	91.8	-3.0	
1987	73.9	84.4	8.8	87.6	2.3	70.6	78.8	10.7	89.6	-2.4	
1988	79.8	86.6	2.6	92.2	5.3	83.6	88.8	12.7	94.2	5.1	
1989	92.9	95.7	10.5	97.1	5.3	97.8	94.6	6.5	103.4	9.8	
1990	100.0	100.0	4.5	100.0	3.0	100.0	100.0	5.7	100.0	-3.3	
1991	104.4	100.5	0.5	103.9	3.9	109.9	103.9	3.9	105.8	5.8	
1992	104.8	97.7	-2.8	107.3	3.3	111.8	102.3	-1.5	109.3	3.3	
1993	87.4	76.3	-21.9	114.6	6.8	108.5	88.1	-13.9	123.2	12.7	
	Vierteljährliche Indizes			Quarterly Indices			Indices trimestriels				
1989 1	89.6	93.9	28.6	95.4	3.9	93.3	91.6	20.7	101.9	10.8	
1989 2	103.8	107.3	31.0	96.7	4.3	105.6	101.9	21.2	103.6	11.5	
1989 3	92.2	93.7	22.5	98.4	7.2	98.5	94.0	14.9	104.8	9.9	
1989 4	111.7	114.3	22.6	97.7	5.7	109.4	105.9	10.3	103.3	7.4	
1990 1	98.2	97.9	4.3	100.3	5.1	98.9	96.6	5.5	102.4	0.5	
1990 2	102.5	102.7	-4.3	99.8	3.2	102.2	101.5	-0.4	100.7	-2.8	
1990 3	91.9	91.7	-2.1	100.2	1.8	94.4	95.0	1.1	99.4	-5.2	
1990 4	106.8	107.0	-6.4	99.8	2.1	107.7	110.2	4.1	97.7	-5.4	
1991 1	98.6	95.8	-2.1	102.9	2.6	101.2	100.2	3.7	101.0	-1.4	
1991 2	106.8	103.3	0.6	103.4	3.6	115.3	108.5	6.9	106.3	5.6	
1991 3	96.5	91.6	-0.1	105.4	5.2	106.3	97.3	2.4	109.2	9.9	
1991 4	112.9	108.7	1.6	103.9	4.1	119.2	111.6	1.3	106.8	9.3	
1992 1	105.4	98.3	2.6	107.2	4.2	110.4	101.5	1.3	108.8	7.7	
1992 2	109.1	101.1	-2.1	107.9	4.4	116.0	105.8	-2.5	109.6	3.1	
1992 3	95.9	89.0	-2.8	107.8	2.3	102.8	96.0	-1.3	107.1	-1.9	
1992 4	113.4	106.5	-2.0	106.5	2.5	118.5	106.5	-4.6	111.3	4.2	
1993 1	83.6	73.7	-25.0	113.5	5.9	103.1	85.6	-15.7	120.5	10.8	
1993 2	85.0	74.4	-26.4	114.3	5.9	110.2	91.1	-13.9	121.0	10.4	
1993 3	78.7	68.2	-23.4	115.4	7.1	102.5	82.1	-14.5	124.8	16.5	
1993 4	98.4	85.4	-19.8	115.2	8.2	118.4	93.6	-12.1	126.5	13.7	
	Monatliche Indizes			Monthly Indices			Indices mensuels				
1989 1	83.2	86.8	49.7	95.9	6.9	91.7	91.0	43.1	100.8	10.8	
1989 2	86.4	91.1	23.8	94.8	3.2	85.8	84.1	13.5	102.0	12.0	
1989 3	99.1	103.9	18.9	95.4	2.5	102.6	99.6	10.7	103.0	10.3	
1989 4	97.9	101.4	31.7	96.5	3.8	104.3	102.3	24.3	102.0	10.5	
1989 5	99.3	103.2	26.3	96.2	4.1	102.3	98.9	19.9	103.4	11.4	
1989 6	113.9	117.2	34.6	97.2	4.9	110.0	104.5	19.3	105.3	12.6	
1989 7	101.8	104.1	28.0	97.8	6.5	102.1	96.4	19.5	105.9	11.8	
1989 8	78.8	80.1	22.9	98.4	5.9	91.4	87.6	12.3	104.3	8.4	
1989 9	96.1	97.0	16.7	99.1	8.9	101.8	97.9	12.9	104.0	9.1	
1989 10	109.9	113.0	24.4	97.3	7.4	112.2	108.2	15.4	103.7	8.1	
1989 11	111.9	116.0	29.9	96.5	4.1	110.6	107.0	10.7	103.4	7.3	
1989 12	113.3	114.0	14.6	99.4	6.1	105.1	102.3	4.9	102.7	6.5	

**BEC 41:
INVESTITIONSGUETER
(AUSGENOMMEN
BEFOERDERUNGSMITTEL)**

**BEC 41: CAPITAL GOODS
(EXCEPT TRANSPORT
EQUIPMENT)**

**GCE 41: BIENS
D'EQUIPEMENT (A
L'EXCLUSION DU MATERIEL
DE TRANSPORT)**

	Intra-EU Intra-EU Intra-UE					Extra-EU Extra-EU Extra-UE									
	VAL	VOL	VOL Δ%	UV	UV Δ%	VAL	VOL	VOL Δ%	UV	UV Δ%					
	Jährliche Indizes					Annual Indices					Indices annuels				
1980	35.4	67.0	1.8	52.9	9.8	51.6	100.3	-1.2	51.4	10.3					
1981	36.6	62.3	-7.0	58.7	11.0	61.6	105.3	5.0	58.5	13.8					
1982	41.9	64.2	3.0	65.2	11.1	66.8	102.4	-2.8	65.2	11.5					
1983	45.4	63.8	-0.6	71.1	9.0	68.6	96.0	-6.3	71.5	9.7					
1984	52.6	69.6	9.1	75.6	6.3	76.9	100.4	4.6	76.6	7.1					
1985	60.8	75.1	7.9	81.0	7.1	87.7	107.7	7.3	81.4	6.3					
1986	66.6	78.5	4.5	84.9	4.8	85.8	102.4	-4.9	83.8	2.9					
1987	74.5	85.6	9.0	87.0	2.5	82.4	95.2	-7.0	86.6	3.3					
1988	80.8	88.3	3.2	91.5	5.2	84.5	92.2	-3.2	91.7	5.9					
1989	95.5	99.2	12.3	96.3	5.2	96.6	99.1	7.5	97.5	6.3					
1990	100.0	100.0	0.8	100.0	3.8	100.0	100.0	0.9	100.0	2.6					
1991	101.2	97.6	-2.4	103.7	3.7	101.0	97.5	-2.5	103.6	3.6					
1992	102.2	95.0	-2.7	107.6	3.8	103.8	95.4	-2.2	108.8	5.0					
1993	98.5	83.7	-11.9	117.7	9.4	117.0	101.7	6.6	115.0	5.7					
	Vierteljährliche Indizes					Quarterly Indices					Indices trimestriels				
1989 1	92.7	98.0	36.1	94.6	4.5	94.5	97.9	32.8	96.5	7.0					
1989 2	105.0	108.7	25.5	96.6	6.4	105.4	108.2	26.0	97.4	7.2					
1989 3	94.4	97.3	21.5	97.0	5.4	100.5	102.7	19.3	97.9	6.1					
1989 4	112.6	116.1	23.1	97.0	4.9	115.5	117.5	19.5	98.3	5.7					
1990 1	99.7	101.0	3.1	98.7	4.3	100.1	101.0	3.2	99.1	2.7					
1990 2	103.8	104.7	-3.7	99.1	2.6	100.1	101.1	-6.6	99.0	1.6					
1990 3	90.9	90.1	-7.4	100.9	4.0	94.1	93.7	-8.8	100.4	2.6					
1990 4	106.7	105.3	-9.3	101.3	4.4	105.7	104.2	-11.3	101.4	3.2					
1991 1	97.6	94.9	-6.0	102.8	4.2	95.1	92.5	-8.4	102.8	3.7					
1991 2	104.1	101.2	-3.3	102.9	3.8	98.5	95.6	-5.4	103.0	4.0					
1991 3	94.1	89.7	-0.4	104.9	4.0	100.1	95.7	2.1	104.6	4.2					
1991 4	110.8	106.1	0.8	104.4	3.1	111.9	107.6	3.3	104.0	2.6					
1992 1	101.6	95.6	0.7	106.3	3.4	97.0	89.4	-3.4	108.5	5.5					
1992 2	105.2	97.4	-3.8	108.0	5.0	101.8	93.1	-2.6	109.3	6.1					
1992 3	93.9	86.8	-3.2	108.2	3.1	101.3	93.1	-2.7	108.8	4.0					
1992 4	107.7	100.0	-5.7	107.7	3.2	118.4	109.0	1.3	108.6	4.4					
1993 1	94.0	80.3	-16.0	117.0	10.1	102.9	90.3	1.0	114.0	5.1					
1993 2	98.1	83.2	-14.6	117.9	9.2	114.6	100.2	7.6	114.4	4.7					
1993 3	89.5	75.5	-13.0	118.6	9.6	113.8	98.7	6.0	115.3	6.0					
1993 4	109.2	93.0	-7.0	117.4	9.0	136.4	117.6	7.9	116.0	6.8					
	Monatliche Indizes					Monthly Indices					Indices mensuels				
1989 1	85.3	90.2	56.6	94.6	6.8	92.9	96.3	55.1	96.5	8.8					
1989 2	90.7	96.2	33.2	94.3	3.5	89.3	92.5	27.9	96.5	5.8					
1989 3	102.1	107.7	24.8	94.8	3.9	101.2	105.0	21.1	96.4	6.5					
1989 4	100.9	104.3	32.2	96.7	6.9	99.6	102.5	29.9	97.2	6.9					
1989 5	98.5	102.5	17.4	96.1	6.0	101.7	104.2	20.2	97.6	7.7					
1989 6	115.6	119.2	27.6	97.0	6.5	114.7	117.9	28.0	97.3	6.8					
1989 7	102.8	106.0	24.1	97.0	5.1	108.9	111.6	23.2	97.6	5.6					
1989 8	78.1	80.4	20.2	97.2	5.0	95.5	97.0	18.0	98.5	6.6					
1989 9	102.2	105.6	19.9	96.8	6.0	96.9	99.4	16.1	97.5	5.9					
1989 10	110.8	114.9	27.0	96.4	5.2	110.7	112.3	21.0	98.6	7.8					
1989 11	110.4	114.8	22.3	96.2	4.5	109.0	112.3	20.2	97.1	4.0					
1989 12	116.6	118.5	20.4	98.4	5.0	126.5	127.8	17.6	99.0	5.5					

**BEC 41:
INVESTITIONSGÜTER
(AUSGENOMMEN
BEFÖRDERUNGSMITTEL)**

**BEC 41: CAPITAL GOODS
(EXCEPT TRANSPORT
EQUIPMENT)**

**GCE 41: BIENS
D'EQUIPEMENT (A
L'EXCLUSION DU MATERIEL
DE TRANSPORT)**

	Intra-EU Intra-EU Intra-UE					Extra-EU Extra-EU Extra-UE									
	VAL	VOL	VOL Δ%	UV	UV Δ%	VAL	VOL	VOL Δ%	UV	UV Δ%					
	Monatliche Indizes					Monthly Indices					Indices mensuels				
1990 1	91.7	91.6	5.5	100.1	4.4	98.5	95.8	5.3	102.8	2.0					
1990 2	91.5	91.3	0.2	100.2	5.7	89.9	87.7	4.3	102.5	0.5					
1990 3	111.3	110.7	6.5	100.5	5.3	108.5	106.3	6.7	102.1	-0.9					
1990 4	99.0	99.0	-2.4	100.0	3.6	99.5	98.5	-3.7	101.0	-1.0					
1990 5	104.8	105.2	1.9	99.6	3.5	106.3	105.7	6.9	100.6	-2.7					
1990 6	103.8	104.0	-11.3	99.8	2.7	101.0	100.4	-3.9	100.6	-4.5					
1990 7	104.4	103.7	-0.4	100.7	3.0	99.4	97.4	1.0	102.1	-3.6					
1990 8	77.3	77.5	-3.2	99.8	1.4	88.6	90.7	3.5	97.7	-6.3					
1990 9	93.8	93.9	-3.2	99.9	0.8	95.2	96.8	-1.1	98.3	-5.5					
1990 10	105.0	106.7	-5.6	98.4	1.1	113.1	115.5	6.7	97.9	-5.6					
1990 11	108.9	109.4	-5.7	99.5	3.1	110.3	114.8	7.3	96.1	-7.1					
1990 12	106.5	104.8	-8.1	101.6	2.2	99.8	100.4	-1.9	99.4	-3.2					
1991 1	97.5	94.6	3.3	103.1	3.0	104.6	104.4	9.0	100.2	-2.5					
1991 2	93.7	91.3	0.0	102.6	2.4	93.8	93.9	7.1	99.9	-2.5					
1991 3	104.6	101.4	-8.4	103.2	2.7	105.0	102.2	-3.9	102.7	0.6					
1991 4	106.9	104.0	5.1	102.8	2.8	119.7	113.9	15.6	105.1	4.1					
1991 5	104.3	101.3	-3.7	103.0	3.4	115.3	108.3	2.5	106.5	5.9					
1991 6	109.3	104.7	0.7	104.4	4.6	110.7	103.2	2.8	107.3	6.7					
1991 7	113.5	107.3	3.5	105.8	5.1	115.7	104.8	7.6	110.4	8.1					
1991 8	77.6	73.2	-5.5	106.0	6.2	93.3	85.3	-6.0	109.4	12.0					
1991 9	98.8	94.5	0.6	104.5	4.6	109.4	101.6	5.0	107.7	9.6					
1991 10	113.3	109.0	2.2	103.9	5.6	125.0	117.8	2.0	106.1	8.4					
1991 11	108.9	104.8	-4.2	103.9	4.4	118.6	110.3	-3.9	107.5	11.9					
1991 12	116.8	112.3	7.2	104.0	2.4	113.8	106.6	6.2	106.8	7.4					
1992 1	95.4	88.8	-6.1	107.4	4.2	105.8	98.5	-5.7	107.4	7.2					
1992 2	102.8	96.3	5.5	106.8	4.1	103.0	94.3	0.4	109.2	9.3					
1992 3	118.0	109.8	8.3	107.5	4.2	122.6	111.7	9.3	109.8	6.9					
1992 4	111.1	103.0	-1.0	107.9	5.0	120.0	108.8	-4.5	110.3	4.9					
1992 5	105.1	97.3	-3.9	108.0	4.9	112.7	103.7	-4.2	108.7	2.1					
1992 6	111.1	103.0	-1.6	107.9	3.4	115.4	105.0	1.7	109.9	2.4					
1992 7	111.5	102.5	-4.5	108.8	2.8	113.8	104.8	0.0	108.6	-1.6					
1992 8	75.9	70.1	-4.2	108.3	2.2	86.3	80.7	-5.4	107.0	-2.2					
1992 9	100.3	94.4	-0.1	106.3	1.7	108.6	102.7	1.1	105.7	-1.9					
1992 10	109.4	103.3	-5.2	105.9	1.9	115.9	107.0	-9.2	108.3	2.1					
1992 11	107.8	102.3	-2.4	105.4	1.4	114.7	104.4	-5.3	109.9	2.2					
1992 12	123.1	114.0	1.5	108.0	3.8	125.1	108.1	1.4	115.7	8.3					
1993 1	70.9	64.3	-27.6	110.2	2.6	97.4	80.5	-18.3	121.0	12.7					
1993 2	83.7	73.2	-24.0	114.3	7.0	97.1	81.5	-13.6	119.1	9.1					
1993 3	96.6	83.7	-23.8	115.4	7.3	115.1	94.9	-15.0	121.3	10.5					
1993 4	82.4	72.6	-29.5	113.5	5.2	114.1	93.8	-13.8	121.6	10.2					
1993 5	80.5	71.2	-26.8	113.1	4.7	101.9	84.6	-18.4	120.5	10.9					
1993 6	92.2	79.5	-22.8	116.0	7.5	114.6	94.8	-9.7	120.9	10.0					
1993 7	82.2	72.2	-29.6	113.8	4.6	104.8	84.4	-19.5	124.2	14.4					
1993 8	65.7	55.8	-20.4	117.7	8.7	93.1	74.8	-7.3	124.4	16.3					
1993 9	88.1	76.5	-19.0	115.2	8.4	109.3	87.0	-15.3	125.6	18.8					
1993 10	89.3	78.4	-24.1	113.9	7.6	112.5	88.6	-17.2	127.0	17.3					
1993 11	94.8	81.9	-19.9	115.8	9.9	121.3	97.4	-6.7	124.5	13.3					
1993 12	110.8	95.8	-16.0	115.7	7.1	121.7	94.9	-12.2	128.2	10.8					

**BEC 41:
INVESTITIONSGUETER
(AUSGENOMMEN
BEFOERDERUNGSMITTEL)**

**BEC 41: CAPITAL GOODS
(EXCEPT TRANSPORT
EQUIPMENT)**

**GCE 41: BIENS
D'EQUIPEMENT (A
L'EXCLUSION DU MATERIEL
DE TRANSPORT)**

	Intra-EU Intra-EU Intra-UE					Extra-EU Extra-EU Extra-UE									
	VAL	VOL	VOL Δ%	UV	UV Δ%	VAL	VOL	VOL Δ%	UV	UV Δ%					
	Monatliche Indizes					Monthly Indices					Indices mensuels				
1990 1	91.4	93.0	3.1	98.3	3.9	100.5	101.0	4.9	99.5	3.1					
1990 2	92.5	94.2	-2.1	98.2	4.1	92.2	93.0	0.5	99.1	2.7					
1990 3	115.2	115.9	7.6	99.4	4.9	107.7	109.0	3.8	98.8	2.5					
1990 4	99.8	101.9	-2.3	97.9	1.2	94.3	96.3	-6.0	97.9	0.7					
1990 5	105.8	106.2	3.6	99.6	3.6	101.5	101.7	-2.4	99.8	2.3					
1990 6	105.8	106.0	-11.1	99.8	2.9	104.7	105.4	-10.6	99.3	2.1					
1990 7	105.1	104.5	-1.4	100.6	3.7	108.1	107.9	-3.3	100.2	2.7					
1990 8	75.5	75.0	-6.7	100.7	3.6	91.2	90.9	-6.3	100.3	1.8					
1990 9	92.2	90.8	-14.0	101.5	4.9	83.0	82.3	-17.2	100.8	3.4					
1990 10	108.5	108.9	-5.2	99.6	3.3	104.9	104.3	-7.1	100.6	2.0					
1990 11	107.2	106.3	-7.4	100.8	4.8	99.9	99.3	-11.6	100.6	3.6					
1990 12	104.6	100.8	-14.9	103.8	5.5	112.2	109.0	-14.7	102.9	3.9					
1991 1	94.5	92.0	-1.1	102.7	4.5	100.5	98.6	-2.4	101.9	2.4					
1991 2	92.9	90.5	-3.9	102.7	4.6	87.8	85.1	-8.5	103.2	4.1					
1991 3	105.3	102.3	-11.7	102.9	3.5	97.1	93.8	-13.9	103.5	4.8					
1991 4	105.3	102.8	0.9	102.4	4.6	97.2	94.5	-1.9	102.9	5.1					
1991 5	101.5	99.1	-6.7	102.4	2.8	99.3	96.4	-5.2	103.0	3.2					
1991 6	105.7	101.7	-4.1	103.9	4.1	99.0	95.9	-9.0	103.2	3.9					
1991 7	109.3	104.5	0.0	104.6	4.0	115.5	109.8	1.8	105.2	5.0					
1991 8	78.1	73.5	-2.0	106.2	5.5	92.4	88.4	-2.8	104.5	4.2					
1991 9	95.0	91.2	0.4	104.2	2.7	92.3	88.9	8.0	103.8	3.0					
1991 10	110.9	106.7	-2.0	103.9	4.3	108.7	103.9	-0.4	104.6	4.0					
1991 11	107.1	103.6	-2.5	103.4	2.6	105.2	101.9	2.6	103.2	2.6					
1991 12	114.3	108.0	7.1	105.8	1.9	121.9	117.1	7.4	104.1	1.2					
1992 1	92.6	87.4	-5.0	106.0	3.2	91.8	84.4	-14.4	108.8	6.8					
1992 2	99.0	92.9	2.7	106.6	3.8	90.9	83.7	-1.6	108.6	5.2					
1992 3	113.3	106.6	4.2	106.3	3.3	108.5	100.2	6.8	108.3	4.6					
1992 4	109.1	101.2	-1.6	107.8	5.3	105.2	95.7	1.3	109.9	6.8					
1992 5	100.8	93.0	-6.2	108.4	5.9	99.3	90.6	-6.0	109.6	6.4					
1992 6	105.8	98.1	-3.5	107.9	3.8	101.0	93.1	-2.9	108.5	5.1					
1992 7	111.1	102.5	-1.9	108.4	3.6	117.5	107.2	-2.4	109.6	4.2					
1992 8	72.3	66.3	-9.8	109.0	2.6	87.9	80.6	-8.8	109.0	4.3					
1992 9	98.3	91.5	0.3	107.4	3.1	98.3	91.4	2.8	107.6	3.7					
1992 10	108.7	101.5	-4.9	107.1	3.1	113.3	104.4	0.5	108.5	3.7					
1992 11	102.2	96.1	-7.2	106.3	2.8	105.5	97.9	-3.9	107.8	4.5					
1992 12	112.3	102.5	-5.1	109.6	3.6	136.2	124.5	6.3	109.4	5.1					
1993 1	80.6	70.0	-19.9	115.1	8.6	90.2	78.2 *	-7.3	115.4 *	6.1					
1993 2	93.2	79.7	-14.2	117.0	9.8	103.7	91.5	9.3	113.3	4.3					
1993 3	108.0	91.2	-14.4	118.4	11.4	115.0	101.3	1.1	113.5	4.8					
1993 4	93.8	79.8	-21.1	117.5	9.0	113.5	98.8	3.2	114.9	4.5					
1993 5	94.9	80.6	-13.3	117.7	8.6	107.0	94.4	4.2	113.3	3.4					
1993 6	105.8	89.3	-9.0	118.5	9.8	123.4	107.4	15.4	114.9	5.9					
1993 7	95.6	80.8	-21.2	118.3	9.1	125.5	108.9	1.6	115.2	5.1					
1993 8	73.1	60.6	-8.6	120.7	10.7	104.0	89.7	11.3	115.9	6.3					
1993 9	99.7	85.0	-7.1	117.3	9.2	111.9	97.5	6.7	114.8	6.7					
1993 10	102.4	86.7	-14.6	118.1	10.3	119.2	103.2	-1.1	115.5	6.5					
1993 11	105.9	89.3	-7.1	118.6	11.6	130.5	112.0	14.4	116.5	8.1					
1993 12	119.4	103.0	0.5	115.9	5.7	159.5	137.5	10.4	116.0	6.0					

**BEC 42:
INVESTITIONSGUETER /
TEILE UND ZUBEHOER**
**BEC 42: CAPITAL GOODS
/ PARTS AND
ACCESSORIES**
**GCE 42: BIENS
D'EQUIPEMENT/PARTIES,
PIECES DETACHEES ET
ACCESSOIRES**

	Intra-EU Intra-EU Intra-UE					Extra-EU Extra-EU Extra-UE									
	VAL	VOL	VOL Δ%	UV	UV Δ%	VAL	VOL	VOL Δ%	UV	UV Δ%					
	Jährliche Indizes					Annual Indices					Indices annuels				
1980	30.3	58.9	6.3	51.4	11.5	26.7	54.3	13.8	49.1	9.4					
1981	32.1	54.6	-7.3	58.8	14.4	31.8	53.1	-2.2	59.8	21.8					
1982	36.0	55.0	0.7	65.5	11.4	36.5	54.3	2.3	67.3	12.5					
1983	40.2	55.5	0.9	72.4	10.5	42.1	54.4	0.2	77.4	15.0					
1984	49.2	62.7	13.0	78.5	8.4	57.0	64.3	18.2	88.6	14.5					
1985	58.0	69.3	10.5	83.7	6.6	63.6	64.8	0.8	98.1	10.7					
1986	60.4	70.1	1.2	86.1	2.9	59.9	64.6	-0.3	92.7	-5.5					
1987	64.8	73.1	4.3	88.6	2.9	64.5	70.3	8.8	91.8	-1.0					
1988	79.3	86.9	18.9	91.2	2.9	84.0	88.5	25.9	94.9	3.4					
1989	91.8	94.0	8.2	97.7	7.1	98.1	93.7	5.9	104.7	10.3					
1990	100.0	100.0	6.4	100.0	2.4	100.0	100.0	6.7	100.0	-4.5					
1991	104.3	98.9	-1.1	105.5	5.5	108.9	105.5	5.5	103.2	3.2					
1992	108.2	98.8	-0.1	109.5	3.8	109.2	100.1	-5.1	109.1	5.7					
1993	90.0	76.5	-22.6	117.6	7.4	120.9	99.3	-0.8	121.8	11.6					
	Vierteljährliche Indizes					Quarterly Indices					Indices trimestriels				
1989 1	85.0	88.4	10.2	96.2	5.7	92.5	89.9	14.1	102.9	10.8					
1989 2	94.2	96.8	8.6	97.3	8.1	102.0	96.5	8.4	105.7	12.4					
1989 3	87.4	87.6	5.5	99.8	7.7	97.5	92.3	4.9	105.6	8.9					
1989 4	99.6	101.9	5.6	97.7	7.0	102.0	97.5	0.6	104.6	9.4					
1990 1	100.0	99.3	12.3	100.7	4.7	99.4	96.8	7.7	102.7	-0.2					
1990 2	102.8	103.4	6.8	99.4	2.2	102.5	101.5	5.2	101.0	-4.4					
1990 3	96.2	95.4	8.9	100.8	1.0	97.6	99.0	7.3	98.6	-6.6					
1990 4	101.5	102.3	0.4	99.2	1.5	100.1	102.4	5.0	97.8	-6.5					
1991 1	99.8	97.5	-1.8	102.4	1.7	101.8	101.9	5.3	99.9	-2.7					
1991 2	106.2	101.7	-1.6	104.4	5.0	111.9	107.3	5.7	104.3	3.3					
1991 3	100.5	92.9	-2.6	108.2	7.3	108.7	104.0	5.1	104.5	6.0					
1991 4	109.4	102.2	-0.1	107.0	7.9	112.5	108.2	5.7	104.0	6.3					
1992 1	109.9	101.5	4.1	108.3	5.8	109.1	100.7	-1.2	108.3	8.4					
1992 2	109.4	100.8	-0.9	108.5	3.9	110.9	102.2	-4.8	108.5	4.0					
1992 3	102.5	92.7	-0.2	110.6	2.2	105.4	97.8	-6.0	107.8	3.2					
1992 4	113.7	102.6	0.4	110.8	3.6	113.7	101.6	-6.1	111.9	7.6					
1993 1	84.0	72.7	-28.4	115.5	6.6	111.7	93.8	-6.9	119.1	10.0					
1993 2	89.7	76.0	-24.6	118.0	8.8	119.3	100.7	-1.5	118.5	9.2					
1993 3	83.3	70.5	-23.9	118.2	6.9	118.3	96.1	-1.7	123.1	14.2					
1993 4	98.2	82.9	-19.2	118.4	6.9	134.5	106.5	4.8	126.3	12.9					
	Monatliche Indizes					Monthly Indices					Indices mensuels				
1989 1	80.6	84.3	32.3	95.6	5.5	88.9	87.2	35.2	102.0	11.2					
1989 2	83.4	86.6	4.5	96.3	6.1	89.6	87.8	13.9	102.0	8.6					
1989 3	91.2	94.4	0.4	96.6	5.6	99.1	94.6	-0.1	104.8	12.7					
1989 4	90.5	94.0	11.6	96.3	7.1	98.6	94.3	12.3	104.6	11.8					
1989 5	89.0	91.5	3.4	97.3	7.5	98.4	93.8	6.2	104.9	10.2					
1989 6	103.2	105.1	11.0	98.2	9.5	108.8	101.3	6.9	107.4	15.4					
1989 7	93.4	93.2	9.0	100.2	9.5	96.7	90.4	4.9	107.0	12.2					
1989 8	77.2	77.6	7.5	99.5	4.8	94.0	88.1	4.6	106.7	8.5					
1989 9	91.5	91.9	0.7	99.6	8.3	101.6	98.5	5.1	103.1	6.1					
1989 10	102.7	105.8	10.1	97.1	6.8	109.6	104.5	8.5	104.9	8.3					
1989 11	100.4	103.8	7.9	96.7	6.4	105.3	101.0	5.2	104.3	8.9					
1989 12	95.5	96.0	-1.1	99.5	7.9	90.7	86.9	-11.7	104.4	10.7					

EU Ausfuhr
BEC 42:
INVESTITIONSGUETER /
TEILE UND ZUBEHOER

EU Exports
BEC 42: CAPITAL GOODS
/ PARTS AND
ACCESSORIES

Exportations UE
GCE 42: BIENS
D'EQUIPEMENT/PARTIES,
PIECES DETACHEES ET
ACCESSOIRES

	Intra-EU Intra-EU Intra-UE					Extra-EU Extra-EU Extra-UE									
	VAL	VOL	VOL Δ%	UV	UV Δ%	VAL	VOL	VOL Δ%	UV	UV Δ%					
	Jährliche Indizes					Annual Indices					Indices annuels				
1980	31.6	59.1	6.3	53.5	11.7	41.9	83.9	7.2	49.9	11.9					
1981	33.3	55.7	-5.8	59.7	11.6	49.7	87.1	3.8	57.1	14.4					
1982	36.9	55.7	0.0	66.3	11.1	54.8	85.3	-2.1	64.3	12.6					
1983	41.3	55.9	0.4	73.8	11.3	56.9	79.8	-6.4	71.3	10.9					
1984	51.1	64.5	15.4	79.2	7.3	67.1	87.2	9.3	77.0	8.0					
1985	60.0	71.0	10.1	84.5	6.7	76.7	93.2	6.9	82.3	6.9					
1986	62.2	72.8	2.5	85.5	1.2	73.9	87.4	-6.2	84.5	2.7					
1987	66.6	77.4	6.3	86.0	0.6	72.8	83.7	-4.2	87.0	3.0					
1988	81.6	90.9	17.4	89.8	4.4	84.5	92.1	10.0	91.7	5.4					
1989	93.0	95.3	4.8	97.6	8.7	95.3	96.9	5.2	98.3	7.2					
1990	100.0	100.0	4.9	100.0	2.5	100.0	100.0	3.2	100.0	1.7					
1991	104.6	100.4	0.4	104.2	4.2	105.9	101.6	1.6	104.2	4.2					
1992	106.6	98.0	-2.4	108.8	4.4	109.9	101.6	0.0	108.2	3.8					
1993	98.9	79.8	-18.6	123.9	13.9	127.6	110.5	8.8	115.5	6.7					
	Vierteljährliche Indizes					Quarterly Indices					Indices trimestriels				
1989 1	86.4	92.1	8.6	93.8	5.4	89.2	92.5	13.1	96.4	7.5					
1989 2	94.4	96.2	2.1	98.1	10.0	95.3	96.9	5.2	98.4	8.7					
1989 3	88.4	89.0	3.9	99.3	9.2	94.1	95.1	3.5	98.9	6.5					
1989 4	100.1	101.1	0.3	99.0	9.9	103.5	104.1	2.3	99.4	6.5					
1990 1	100.4	99.4	7.9	101.0	7.7	101.1	100.4	8.5	100.7	4.5					
1990 2	101.8	102.9	7.0	98.9	0.8	100.2	100.6	3.8	99.6	1.2					
1990 3	96.7	95.1	6.9	101.7	2.4	96.6	96.4	1.4	100.2	1.3					
1990 4	101.8	103.4	2.3	98.5	-0.5	102.0	102.5	-1.5	99.5	0.1					
1991 1	101.3	101.2	1.8	100.1	-0.9	98.5	95.9	-4.5	102.7	2.0					
1991 2	107.1	104.3	1.4	102.7	3.8	104.5	100.1	-0.5	104.4	4.8					
1991 3	99.9	93.3	-1.9	107.1	5.3	105.1	99.3	3.0	105.8	5.6					
1991 4	109.0	101.7	-1.6	107.2	8.8	114.8	110.4	7.7	104.0	4.5					
1992 1	108.8	101.5	0.3	107.2	7.1	105.9	98.1	2.3	108.0	5.2					
1992 2	107.5	98.9	-5.2	108.7	5.8	108.1	98.6	-1.5	109.6	5.0					
1992 3	102.3	92.3	-1.1	110.8	3.5	109.1	101.1	1.8	107.9	2.0					
1992 4	109.6	100.8	-0.9	108.7	1.4	120.9	112.4	1.8	107.6	3.5					
1993 1	94.7	78.2	-23.0	121.1	13.0	113.8	98.8	0.7	115.2	6.7					
1993 2	96.1	78.1	-21.0	123.1	13.2	125.7	108.6	10.1	115.7	5.6					
1993 3	91.1	72.6	-21.3	125.5	13.3	126.7	110.2	9.0	115.0	6.6					
1993 4	106.7	84.7	-16.0	126.0	15.9	144.2	124.4	10.7	115.9	7.7					
	Monatliche Indizes					Monthly Indices					Indices mensuels				
1989 1	79.3	85.3	22.9	93.0	5.1	85.5	88.2	30.5	96.9	9.0					
1989 2	86.1	92.0	8.6	93.6	3.5	84.8	87.2	8.9	97.3	6.5					
1989 3	94.0	99.2	-1.1	94.8	7.6	97.2	102.1	4.4	95.2	7.0					
1989 4	90.6	92.5	1.0	97.9	9.4	90.2	92.3	3.0	97.7	9.8					
1989 5	88.7	90.5	-2.2	98.0	9.1	91.5	93.8	4.2	97.6	7.4					
1989 6	103.9	105.7	7.4	98.3	11.3	104.3	104.7	8.3	99.6	9.0					
1989 7	94.3	96.7	7.1	97.5	8.5	97.3	99.1	1.7	98.2	7.1					
1989 8	75.4	74.5	2.1	101.2	9.4	91.0	91.6	6.6	99.3	6.1					
1989 9	95.5	95.8	2.0	99.7	10.2	93.6	94.5	2.2	99.1	6.0					
1989 10	104.7	106.5	6.9	98.3	8.3	102.0	103.8	5.4	98.3	4.4					
1989 11	99.8	102.8	-2.4	97.1	10.2	102.1	102.9	3.1	99.2	8.1					
1989 12	95.8	93.9	-3.7	102.0	11.1	106.3	105.6	-1.3	100.7	7.4					

**BEC 42:
INVESTITIONSGUETER /
TEILE UND ZUBEHOER**

**BEC 42: CAPITAL GOODS
/ PARTS AND
ACCESSORIES**

**GCE 42: BIENS
D'EQUIPEMENT/PARTIES,
PIECES DETACHEES ET
ACCESSOIRES**

	Intra-EU Intra-EU Intra-UE					Extra-EU Extra-EU Extra-UE									
	VAL	VOL	VOL Δ%	UV	UV Δ%	VAL	VOL	VOL Δ%	UV	UV Δ%					
	Monatliche Indizes					Monthly Indices					Indices mensuels				
1990 1	94.6	92.4	9.6	102.4	7.1	98.8	96.4	10.6	102.5	0.5					
1990 2	94.3	95.2	9.9	99.1	2.9	92.8	89.5	1.9	103.7	1.7					
1990 3	110.9	110.3	16.8	100.5	4.0	106.6	104.4	10.4	102.1	-2.6					
1990 4	102.0	101.8	8.3	100.2	4.0	99.5	96.4	2.2	103.2	-1.3					
1990 5	104.2	105.6	15.4	98.7	1.4	108.2	108.4	15.6	99.8	-4.9					
1990 6	102.4	103.0	-2.0	99.4	1.2	99.6	99.5	-1.8	100.1	-6.8					
1990 7	105.8	106.2	13.9	99.6	-0.6	106.4	106.1	17.4	100.3	-6.3					
1990 8	85.9	84.5	8.9	101.7	2.2	91.0	93.0	5.6	97.8	-8.3					
1990 9	96.5	95.4	3.8	101.2	1.6	95.6	98.0	-0.5	97.5	-5.4					
1990 10	107.1	107.9	2.0	99.3	2.3	110.3	113.0	8.1	97.6	-7.0					
1990 11	105.0	106.3	2.4	98.8	2.2	104.3	107.6	6.5	96.9	-7.1					
1990 12	92.4	92.6	-3.5	99.8	0.3	86.1	86.6	-0.3	99.4	-4.8					
1991 1	97.9	96.6	4.5	101.3	-1.1	103.1	103.7	7.6	99.4	-3.0					
1991 2	98.0	95.5	0.3	102.6	3.5	98.4	98.0	9.5	100.4	-3.2					
1991 3	103.7	100.4	-9.0	103.3	2.8	104.1	104.1	-0.3	100.0	-2.1					
1991 4	106.9	103.3	1.5	103.5	3.3	115.5	110.6	14.7	104.4	1.2					
1991 5	107.4	102.5	-2.9	104.8	6.2	111.7	108.8	0.4	102.7	2.9					
1991 6	104.1	99.2	-3.7	104.9	5.5	108.7	102.6	3.1	105.9	5.8					
1991 7	115.6	106.6	0.4	108.4	8.8	115.7	109.4	3.1	105.8	5.5					
1991 8	85.1	77.4	-8.4	109.9	8.1	99.1	95.8	3.0	103.4	5.7					
1991 9	101.4	94.9	-0.5	106.8	5.5	111.2	106.8	9.0	104.1	6.8					
1991 10	114.1	106.2	-1.6	107.4	8.2	121.6	117.7	4.2	103.3	5.8					
1991 11	109.3	102.6	-3.5	106.5	7.8	113.0	110.9	3.1	101.9	5.2					
1991 12	104.7	97.8	5.6	107.1	7.3	103.0	96.0	10.9	107.3	7.9					
1992 1	101.7	94.3	-2.4	107.9	6.5	103.4	97.4	-6.1	106.2	6.8					
1992 2	106.7	99.7	4.4	107.0	4.3	104.6	96.1	-1.9	108.8	8.4					
1992 3	121.2	110.4	10.0	109.8	6.3	119.0	108.5	4.2	109.7	9.7					
1992 4	113.4	104.5	1.2	108.5	4.8	115.6	104.6	-5.4	110.5	5.8					
1992 5	105.4	97.3	-5.1	108.3	3.3	109.4	100.0	-8.1	109.4	6.5					
1992 6	109.3	100.4	1.2	108.9	3.8	107.7	101.9	-0.7	105.7	-0.2					
1992 7	117.1	105.3	-1.2	111.2	2.6	114.4	104.7	-4.3	109.3	3.3					
1992 8	85.0	76.0	-1.8	111.9	1.8	92.1	86.2	-10.0	106.9	3.4					
1992 9	105.6	96.9	2.1	109.0	2.1	109.9	102.7	-3.8	107.0	2.8					
1992 10	117.4	106.5	0.3	110.2	2.6	113.3	104.7	-11.0	108.2	4.7					
1992 11	108.5	99.6	-2.9	108.9	2.3	113.1	101.7	-8.3	111.2	9.1					
1992 12	115.3	101.7	4.0	113.4	5.9	114.5	98.3	2.4	116.5	8.6					
1993 1	73.1	65.3	-30.8	112.0	3.8	103.2	87.5	-10.2	117.9	11.0					
1993 2	84.8	72.4	-27.4	117.1	9.4	106.2	89.0	-7.4	119.3	9.7					
1993 3	94.0	80.3	-27.3	117.0	6.6	125.8	104.9	-3.3	119.9	9.3					
1993 4	89.2	76.8	-26.5	116.1	7.0	119.1	100.1	-4.3	119.0	7.7					
1993 5	82.9	70.3	-27.7	117.9	8.9	113.5	96.4	-3.6	117.7	7.6					
1993 6	97.0	80.8	-19.5	120.0	10.2	125.3	105.5	3.5	118.8	12.4					
1993 7	87.9	74.3	-29.4	118.3	6.4	119.1	96.9	-7.4	122.9	12.4					
1993 8	72.5	60.8	-20.0	119.2	6.5	109.3	88.9	3.1	122.9	15.0					
1993 9	89.7	76.4	-21.2	117.4	7.7	126.6	102.6	-0.1	123.4	15.3					
1993 10	96.8	82.0	-23.0	118.0	7.1	129.4	102.8	-1.8	125.9	16.4					
1993 11	95.6	80.2	-19.5	119.2	9.5	138.2	109.5	7.7	126.2	13.5					
1993 12	101.9	86.4	-15.0	117.9	4.0	136.0	107.2	9.1	126.9	8.9					

**BEC 42:
INVESTITIONSGUETER /
TEILE UND ZUBEHOER**

**BEC 42: CAPITAL GOODS
/ PARTS AND
ACCESSORIES**

**GCE 42: BIENS
D'EQUIPEMENT/PARTIES,
PIECES DETACHEES ET
ACCESSOIRES**

	Intra-EU Intra-EU Intra-UE					Extra-EU Extra-EU Extra-UE					
	VAL	VOL	VOL Δ%	UV	UV Δ%	VAL	VOL	VOL Δ%	UV	UV Δ%	
	Monatliche Indizes			Monthly Indices			Indices mensuels				
1990 1	94.2	92.8	8.8	101.5	9.1	99.2	98.1	11.2	101.1	4.3	
1990 2	94.9	94.1	2.3	100.8	7.7	94.6	93.8	7.6	100.9	3.7	
1990 3	112.3	111.4	12.3	100.8	6.3	109.5	109.3	7.1	100.2	5.3	
1990 4	96.4	98.4	6.4	98.0	0.1	93.9	95.1	3.0	98.7	1.0	
1990 5	102.7	102.9	13.7	99.8	1.8	102.9	102.1	8.8	100.8	3.3	
1990 6	106.2	107.5	1.7	98.8	0.5	104.1	104.7	0.0	99.4	-0.2	
1990 7	110.0	107.6	11.3	102.2	4.8	106.5	106.7	7.7	99.8	1.6	
1990 8	82.9	81.7	9.7	101.5	0.3	93.3	93.1	1.6	100.2	0.9	
1990 9	97.3	96.0	0.2	101.4	1.7	89.8	89.3	-5.5	100.6	1.5	
1990 10	110.2	111.7	4.9	98.7	0.4	105.1	106.4	2.5	98.8	0.5	
1990 11	102.3	104.4	1.6	98.0	0.9	101.3	101.3	-1.6	100.0	0.8	
1990 12	93.1	94.1	0.2	98.9	-3.0	99.7	100.0	-5.3	99.7	-1.0	
1991 1	96.8	97.3	4.8	99.5	-2.0	98.6	96.4	-1.7	102.3	1.2	
1991 2	100.8	101.0	7.3	99.8	-1.0	94.2	92.2	-1.7	102.2	1.3	
1991 3	106.4	105.5	-5.3	100.9	0.1	102.6	99.1	-9.3	103.5	3.3	
1991 4	107.3	106.2	7.9	101.0	3.1	103.9	99.8	4.9	104.1	5.5	
1991 5	101.4	99.7	-3.1	101.7	1.9	104.0	100.1	-2.0	103.9	3.1	
1991 6	112.7	106.9	-0.6	105.4	6.7	105.6	100.4	-4.1	105.2	5.8	
1991 7	113.1	107.3	-0.3	105.4	3.1	119.2	112.2	5.2	106.2	6.4	
1991 8	85.3	78.3	-4.2	108.9	7.3	100.5	95.2	2.3	105.6	5.4	
1991 9	101.3	94.2	-1.9	107.5	6.0	95.7	90.6	1.5	105.6	5.0	
1991 10	116.4	107.5	-3.8	108.3	9.7	116.7	112.0	5.3	104.2	5.5	
1991 11	107.1	101.3	-3.0	105.7	7.9	109.7	104.7	3.4	104.8	4.8	
1991 12	103.8	96.5	2.6	107.6	8.8	117.7	114.4	14.4	102.9	3.2	
1992 1	101.8	94.0	-3.4	108.3	8.8	100.3	93.5	-3.0	107.3	4.9	
1992 2	107.8	101.5	0.5	106.2	6.4	104.1	97.2	5.4	107.1	4.8	
1992 3	116.8	109.0	3.3	107.2	6.2	113.2	103.5	4.4	109.4	5.7	
1992 4	112.7	102.1	-3.9	110.4	9.3	114.3	102.9	3.1	111.1	6.7	
1992 5	103.3	96.2	-3.5	107.4	5.6	104.0	94.8	-5.3	109.7	5.6	
1992 6	106.4	98.5	-7.9	108.0	2.5	105.6	98.0	-2.4	107.8	2.5	
1992 7	115.8	104.5	-2.6	110.8	5.1	121.4	112.4	0.2	108.0	1.7	
1992 8	83.6	75.0	-4.2	111.4	2.3	95.6	88.4	-7.1	108.2	2.5	
1992 9	107.2	97.3	3.3	110.2	2.5	110.3	102.6	13.2	107.5	1.8	
1992 10	115.3	104.9	-2.4	109.9	1.5	118.6	110.4	-1.4	107.4	3.1	
1992 11	109.9	101.4	0.1	108.4	2.6	113.7	106.2	1.4	107.1	2.2	
1992 12	103.5	96.1	-0.4	107.7	0.1	130.6	120.5	5.3	108.4	5.3	
1993 1	85.4	70.7	-24.8	120.8	11.5	99.4	86.4	-7.6	115.0	7.2	
1993 2	95.5	79.4	-21.8	120.3	13.3	115.5	100.2	3.1	115.3	7.7	
1993 3	103.2	84.6	-22.4	122.0	13.8	126.8	109.9	6.2	115.4	5.5	
1993 4	92.2	75.5	-26.1	122.1	10.6	121.5	104.6	1.7	116.2	4.6	
1993 5	94.0	75.3	-21.7	124.8	16.2	119.6	102.9	8.5	116.2	5.9	
1993 6	102.2	83.4	-15.3	122.5	13.4	135.8	118.3	20.7	114.8	6.5	
1993 7	98.9	78.4	-25.0	126.1	13.8	135.1	117.4	4.4	115.1	6.6	
1993 8	77.7	60.9	-18.8	127.6	14.5	118.2	102.5	16.0	115.3	6.6	
1993 9	96.7	78.4	-19.4	123.3	11.9	127.0	110.8	8.0	114.6	6.6	
1993 10	108.1	85.9	-18.1	125.9	14.6	137.4	120.3	9.0	114.2	6.3	
1993 11	104.1	82.2	-18.9	126.6	16.8	138.5	119.5	12.5	115.9	8.2	
1993 12	108.0	86.1	-10.4	125.4	16.4	156.6	133.4	10.7	117.4	8.3	

**BEC 5: TRANSPORT
GERAETE UND TEILE UND
ZUBEHOER DAVON**

**BEC 5: TRANSPORT
EQUIPMENT AND PARTS
AND ACCESSORIES
THEREOF**

**GCE 5: MATERIEL DE
TRANSPORT ET SES
PARTIES, PIECES
DETACHEES ET
ACCESSOIRES**

	Intra-EU Intra-EU Intra-UE					Extra-EU Extra-EU Extra-UE									
	VAL	VOL	VOL Δ%	UV	UV Δ%	VAL	VOL	VOL Δ%	UV	UV Δ%					
	Jährliche Indizes					Annual Indices					Indices annuels				
1980	31.9	61.3	-7.5	52.0	8.6	23.2	46.0	6.7	50.5	7.2					
1981	36.1	63.7	3.9	56.6	8.8	30.0	50.4	9.6	59.6	18.0					
1982	42.4	69.0	8.3	61.4	8.5	32.1	49.8	-1.2	64.4	8.1					
1983	45.5	68.3	-1.0	66.6	8.5	36.5	52.0	4.4	70.2	9.0					
1984	47.3	67.1	-1.8	70.5	5.9	43.3	55.2	6.2	78.5	11.8					
1985	52.8	69.9	4.2	75.5	7.1	49.0	58.8	6.5	83.3	6.1					
1986	58.7	72.7	4.0	80.8	7.0	53.5	62.7	6.6	85.3	2.4					
1987	66.7	79.3	9.1	84.1	4.1	56.8	64.8	3.3	87.6	2.7					
1988	76.9	85.4	7.7	90.0	7.0	77.0	83.2	28.4	92.6	5.7					
1989	93.7	98.6	15.5	95.0	5.6	93.9	93.2	12.0	100.8	8.9					
1990	100.0	100.0	1.4	100.0	5.3	100.0	100.0	7.3	100.0	-0.8					
1991	113.3	108.5	8.5	104.4	4.4	120.0	114.1	14.1	105.2	5.2					
1992	119.6	109.7	1.1	109.0	4.4	117.4	107.1	-6.1	109.6	4.2					
1993	102.5	93.4	-14.9	109.7	0.6	118.0	97.4	-9.1	121.1	10.5					
	Vierteljährliche Indizes					Quarterly Indices					Indices trimestriels				
1989 1	163.5	175.0	131.8	93.4	3.8	132.9	132.0	62.2	100.7	13.8					
1989 2	174.5	184.5	104.1	94.6	5.1	153.3	149.9	70.9	102.3	11.9					
1989 3	143.3	148.7	95.4	96.4	6.6	123.6	122.9	63.9	100.6	4.8					
1989 4	174.5	182.5	84.5	95.6	6.3	133.0	133.7	57.7	99.5	5.1					
1990 1	102.9	104.1	-40.5	98.8	5.8	99.6	99.0	-25.0	100.6	-0.1					
1990 2	100.7	100.4	-45.6	100.3	6.0	106.9	106.5	-29.0	100.4	-1.9					
1990 3	89.0	88.2	-40.7	100.9	4.7	91.4	92.5	-24.7	98.8	-1.8					
1990 4	107.2	107.0	-41.4	100.2	4.8	97.7	97.5	-27.1	100.2	0.7					
1991 1	110.5	107.7	3.5	102.6	3.8	105.8	104.8	5.9	101.0	0.4					
1991 2	118.9	114.1	13.6	104.2	3.9	130.7	123.4	15.9	105.9	5.5					
1991 3	103.2	97.9	11.0	105.4	4.5	120.2	112.2	21.3	107.1	8.4					
1991 4	119.0	112.8	5.4	105.5	5.3	115.4	108.4	11.2	106.5	6.3					
1992 1	126.9	117.3	8.9	108.2	5.5	129.7	119.3	13.8	108.7	7.6					
1992 2	129.0	119.2	4.5	108.2	3.8	125.0	114.3	-7.4	109.4	3.3					
1992 3	105.1	95.7	-2.2	109.8	4.2	110.7	103.2	-8.0	107.3	0.2					
1992 4	120.0	109.0	-3.4	110.1	4.4	109.0	96.1	-11.3	113.4	6.5					
1993 1	107.0	98.1	-16.4	109.1	0.8	124.2	106.1	-11.1	117.1	7.7					
1993 2	108.9	100.4	-15.8	108.5	0.3	124.5	103.7	-9.3	120.1	9.8					
1993 3	85.7	77.1	-19.4	111.1	1.2	109.8	89.6	-13.2	122.5	14.2					
1993 4	106.3	96.3	-11.7	110.4	0.3	113.2	90.3	-6.0	125.4	10.6					
	Monatliche Indizes					Monthly Indices					Indices mensuels				
1989 1	154.8	166.6	180.0	92.9	4.9	112.4	113.3	77.0	99.2	14.0					
1989 2	159.2	171.7	110.7	92.7	3.0	125.7	125.6	62.3	100.1	13.5					
1989 3	176.6	186.7	118.4	94.6	4.2	161.1	157.3	53.2	102.4	14.3					
1989 4	164.8	173.3	119.9	95.1	5.5	147.3	142.2	57.0	103.6	12.2					
1989 5	166.3	176.3	74.2	94.3	5.0	148.2	145.0	72.0	102.2	13.4					
1989 6	192.4	204.0	123.2	94.3	4.8	164.6	162.6	84.4	101.2	10.4					
1989 7	162.6	168.8	113.1	96.3	7.8	123.0	120.4	66.5	102.2	4.6					
1989 8	121.2	123.8	84.0	97.9	7.1	112.3	112.5	72.3	99.8	5.9					
1989 9	146.4	153.5	87.9	95.4	5.2	135.6	135.9	55.7	99.8	4.1					
1989 10	179.7	189.2	81.2	95.0	7.2	158.7	158.9	88.0	99.9	6.5					
1989 11	177.9	185.3	91.0	96.0	6.8	129.3	129.0	47.1	100.2	6.7					
1989 12	166.0	172.9	81.4	96.0	4.9	111.6	113.4	38.1	98.4	2.0					

EU Ausfuhr
BEC 5: TRANSPORT
GERAETE UND TEILE UND
ZUBEHOER DAVON

EU Exports
BEC 5: TRANSPORT
EQUIPMENT AND PARTS
AND ACCESSORIES
THEREOF

Exportations UE
GCE 5: MATERIEL DE
TRANSPORT ET SES
PARTIES, PIECES
DETACHEES ET
ACCESSOIRES

	Intra-EU Intra-EU Intra-UE					Extra-EU Extra-EU Extra-UE									
	VAL	VOL	VOL Δ%	UV	UV Δ%	VAL	VOL	VOL Δ%	UV	UV Δ%					
	Jährliche Indizes					Annual Indices					Indices annuels				
1980	29.4	57.5	-7.9	51.2	9.4	41.7	85.1	-0.5	49.0	9.9					
1981	32.0	57.3	-0.3	55.8	9.0	52.6	94.0	10.5	56.0	14.3					
1982	37.8	61.5	7.3	61.5	10.2	57.8	91.6	-2.6	63.1	12.7					
1983	40.0	59.9	-2.6	66.7	8.5	60.2	87.6	-4.4	68.7	8.9					
1984	42.7	60.2	0.5	70.9	6.3	70.5	95.0	8.4	74.2	8.0					
1985	47.2	62.0	3.0	76.1	7.3	76.4	96.2	1.3	79.4	7.0					
1986	52.7	65.0	4.8	81.0	6.4	71.4	86.4	-10.2	82.6	4.0					
1987	59.5	70.2	8.0	84.7	4.6	71.6	83.0	-3.9	86.3	4.5					
1988	76.8	85.6	21.9	89.7	5.9	86.1	95.4	14.9	90.3	4.6					
1989	94.3	99.1	15.8	95.2	6.1	96.4	99.5	4.3	96.9	7.3					
1990	100.0	100.0	0.9	100.0	5.0	100.0	100.0	0.5	100.0	3.2					
1991	109.9	106.3	6.3	103.4	3.4	104.3	99.2	-0.8	105.1	5.1					
1992	114.7	105.6	-0.7	108.6	5.0	111.0	100.8	1.6	110.1	4.8					
1993	99.6	87.6	-17.0	113.7	4.7	123.8	107.1	6.3	115.6	5.0					
	Vierteljährliche Indizes					Quarterly Indices					Indices trimestriels				
1989 1	167.6	179.6	125.3	93.3	4.5	157.3	164.2	84.3	95.8	9.5					
1989 2	181.4	191.2	111.0	94.9	6.6	164.2	169.3	72.9	97.0	7.7					
1989 3	138.6	143.8	86.0	96.4	6.3	147.9	150.3	58.0	98.4	7.7					
1989 4	175.8	182.2	91.2	96.5	7.5	180.4	186.6	92.2	96.7	5.3					
1990 1	103.6	105.0	-41.5	98.7	5.8	103.3	104.4	-36.4	98.9	3.2					
1990 2	100.9	100.5	-47.4	100.4	5.8	102.2	101.7	-39.9	100.5	3.6					
1990 3	85.9	85.1	-40.8	100.9	4.7	90.2	89.1	-40.7	101.2	2.8					
1990 4	110.7	110.5	-39.4	100.2	3.8	103.3	103.7	-44.4	99.6	3.0					
1991 1	108.1	105.6	0.6	102.4	3.7	93.9	91.1	-12.7	103.1	4.2					
1991 2	117.4	114.2	13.6	102.8	2.4	99.0	94.1	-7.5	105.2	4.7					
1991 3	97.3	93.7	10.1	103.8	2.9	101.1	95.0	6.6	106.4	5.1					
1991 4	116.5	111.4	0.8	104.6	4.4	122.7	116.3	12.2	105.5	5.9					
1992 1	123.8	115.5	9.4	107.2	4.7	110.6	100.7	10.5	109.8	6.5					
1992 2	123.5	114.9	0.6	107.5	4.6	110.2	100.5	6.8	109.7	4.3					
1992 3	97.0	88.2	-5.9	110.0	6.0	104.0	94.5	-0.5	110.0	3.4					
1992 4	115.2	104.5	-6.2	110.2	5.4	124.1	111.8	-3.9	111.0	5.2					
1993 1	99.4	88.0	-23.8	112.9	5.3	115.2	100.1	-0.6	115.1	4.8					
1993 2	103.8	91.9	-20.0	113.0	5.1	122.8	107.3	6.8	114.4	4.3					
1993 3	82.6	71.7	-18.7	115.2	4.7	113.1	97.1	2.8	116.5	5.9					
1993 4	107.7	94.4	-9.7	114.1	3.5	144.0	123.8	10.7	116.3	4.8					
	Monatliche Indizes					Monthly Indices					Indices mensuels				
1989 1	157.2	169.8	172.1	92.6	5.0	142.6	149.3	89.2	95.5	9.0					
1989 2	165.3	177.6	117.4	93.1	5.0	155.8	162.1	84.6	96.1	11.9					
1989 3	180.4	191.3	101.2	94.3	4.2	173.5	181.3	80.0	95.7	7.6					
1989 4	171.7	181.9	125.4	94.4	4.3	162.6	168.3	87.4	96.6	7.1					
1989 5	175.2	184.8	95.3	94.8	4.9	150.1	157.0	61.9	95.6	6.2					
1989 6	197.3	207.0	114.3	95.3	10.3	180.0	182.7	71.1	98.5	9.2					
1989 7	151.5	156.0	89.6	97.1	6.6	148.3	149.9	56.8	98.9	8.2					
1989 8	107.2	109.7	81.9	97.7	5.9	136.2	140.0	50.1	97.3	6.2					
1989 9	157.2	165.7	85.8	94.9	6.5	159.0	160.9	67.1	98.8	8.1					
1989 10	191.7	199.3	105.0	96.2	8.6	172.6	177.6	97.1	97.2	4.4					
1989 11	174.1	181.5	90.1	95.9	6.7	179.7	187.0	95.0	96.1	4.1					
1989 12	161.6	165.7	77.8	97.5	7.3	189.2	195.3	85.3	96.9	7.4					

**BEC 5: TRANSPORT
GERAETE UND TEILE UND
ZUBEHOER DAVON**

**BEC 5: TRANSPORT
EQUIPMENT AND PARTS
AND ACCESSORIES
THEREOF**

**GCE 5: MATERIEL DE
TRANSPORT ET SES
PARTIES, PIECES
DETACHEES ET
ACCESSOIRES**

	Intra-EU Intra-EU Intra-UE					Extra-EU Extra-EU Extra-UE									
	VAL	VOL	VOL Δ%	UV	UV Δ%	VAL	VOL	VOL Δ%	UV	UV Δ%					
	Monatliche Indizes					Monthly Indices					Indices mensuels				
1990 1	100.2	102.3	-38.6	97.9	5.4	89.7	89.6	-20.9	100.1	0.9					
1990 2	96.9	98.1	-42.9	98.8	6.6	100.0	99.3	-20.9	100.7	0.6					
1990 3	111.5	111.8	-40.1	99.7	5.4	109.1	108.2	-31.2	100.8	-1.6					
1990 4	98.2	98.8	-43.0	99.4	4.5	104.6	104.6	-26.4	100.0	-3.5					
1990 5	102.9	102.4	-41.9	100.5	6.6	111.8	111.2	-23.3	100.5	-1.7					
1990 6	101.0	100.1	-50.9	100.9	7.0	104.1	103.5	-36.3	100.6	-0.6					
1990 7	101.1	99.4	-41.1	101.7	5.6	93.5	93.1	-22.7	100.4	-1.8					
1990 8	74.3	73.1	-41.0	101.7	3.9	89.9	92.7	-17.6	97.0	-2.8					
1990 9	91.6	92.1	-40.0	99.5	4.3	90.7	91.6	-32.6	99.0	-0.8					
1990 10	112.3	112.6	-40.5	99.7	4.9	109.8	110.7	-30.3	99.2	-0.7					
1990 11	112.1	112.3	-39.4	99.8	4.0	98.5	97.9	-24.1	100.6	0.4					
1990 12	97.1	96.1	-44.4	101.0	5.2	84.7	83.9	-26.0	101.0	2.6					
1991 1	111.0	108.4	6.0	102.4	4.6	104.8	104.1	16.2	100.7	0.6					
1991 2	107.4	105.5	7.5	101.8	3.0	98.9	99.0	-0.3	99.9	-0.8					
1991 3	113.2	109.3	-2.2	103.6	3.9	114.0	111.5	3.0	102.2	1.4					
1991 4	120.1	115.4	16.8	104.1	4.7	141.8	134.3	28.4	105.6	5.6					
1991 5	114.5	109.9	7.3	104.2	3.7	125.0	118.0	6.1	105.9	5.4					
1991 6	122.4	117.1	17.0	104.5	3.6	125.3	117.9	13.9	106.3	5.7					
1991 7	124.6	118.7	19.4	105.0	3.2	142.5	134.3	44.3	106.1	5.7					
1991 8	77.8	72.6	-0.7	107.1	5.3	101.1	94.0	1.4	107.5	10.8					
1991 9	107.2	102.5	11.3	104.6	5.1	117.0	108.3	18.2	108.0	9.1					
1991 10	127.0	121.2	7.6	104.8	5.1	112.4	105.9	-4.3	106.1	7.0					
1991 11	117.7	112.2	-0.1	104.9	5.1	116.1	109.5	11.8	106.0	5.4					
1991 12	112.5	105.1	9.4	107.0	5.9	118.1	109.9	31.0	107.5	6.4					
1992 1	118.7	110.0	1.5	107.9	5.4	111.3	103.7	-0.4	107.3	6.6					
1992 2	122.9	113.5	7.6	108.3	6.4	131.4	120.3	21.5	109.2	9.3					
1992 3	139.1	128.3	17.4	108.4	4.6	146.1	133.7	19.9	109.3	6.9					
1992 4	130.8	121.2	5.0	107.9	3.7	141.1	129.2	-3.8	109.2	3.4					
1992 5	125.1	115.3	4.9	108.5	4.1	117.0	106.7	-9.6	109.7	3.6					
1992 6	130.8	121.0	3.3	108.1	3.4	117.1	106.9	-9.3	109.5	3.0					
1992 7	124.0	113.3	-4.5	109.4	4.2	127.2	117.0	-12.9	108.7	2.5					
1992 8	74.7	67.4	-7.2	110.9	3.5	90.8	85.8	-8.7	105.8	-1.6					
1992 9	116.7	106.4	3.8	109.7	4.9	114.4	106.9	-1.3	107.0	-0.9					
1992 10	125.9	115.4	-4.8	109.1	4.1	120.4	107.9	1.9	111.6	5.2					
1992 11	119.5	108.4	-3.4	110.2	5.1	103.0	89.8	-18.0	114.7	8.2					
1992 12	114.5	103.1	-1.9	111.1	3.8	103.7	90.7	-17.5	114.3	6.3					
1993 1	94.1	88.1	-19.9	106.8	-1.0	96.2	84.2	-18.8	114.3	6.5					
1993 2	107.4	96.5	-15.0	111.3	2.8	122.5	106.0	-11.9	115.6	5.9					
1993 3	119.6	109.6	-14.6	109.1	0.6	154.1	128.2	-4.1	120.2	10.0					
1993 4	113.7	105.5	-13.0	107.8	-0.1	132.9	111.0	-14.1	119.7	9.6					
1993 5	100.8	92.9	-19.4	108.5	0.0	115.5	96.1	-9.9	120.2	9.6					
1993 6	111.9	102.6	-15.2	109.1	0.9	125.4	104.1	-2.6	120.5	10.0					
1993 7	93.3	84.8	-25.2	110.0	0.5	111.9	93.0	-20.5	120.3	10.7					
1993 8	61.1	54.0	-19.9	113.2	2.1	96.6	78.7	-8.3	122.7	16.0					
1993 9	102.8	92.6	-13.0	111.0	1.2	120.7	97.0	-9.3	124.4	16.3					
1993 10	105.9	96.5	-16.4	109.7	0.5	115.8	93.0	-13.8	124.5	11.6					
1993 11	103.8	93.9	-13.4	110.5	0.3	109.6	87.9	-2.1	124.7	8.7					
1993 12	109.4	98.5	-4.5	111.1	0.0	114.1	89.9	-0.9	126.9	11.0					

EU Ausfuhr
BEC 5: TRANSPORT
GERAETE UND TEILE UND
ZUBEHOER DAVON

EU Exports
BEC 5: TRANSPORT
EQUIPMENT AND PARTS
AND ACCESSORIES
THEREOF

Exportations UE
GCE 5: MATERIEL DE
TRANSPORT ET SES
PARTIES, PIECES
DETACHEES ET
ACCESSOIRES

	Intra-EU					Extra-EU									
	VAL	VOL	VOL Δ%	UV	UV Δ%	VAL	VOL	VOL Δ%	UV	UV Δ%					
	Monatliche Indizes					Monthly Indices					Indices mensuels				
1990 1	100.8	102.1	-39.9	98.7	6.6	96.2	97.2	-34.9	99.0	3.7					
1990 2	96.1	97.7	-45.0	98.4	5.7	102.3	103.0	-36.5	99.3	3.3					
1990 3	113.8	115.1	-39.8	98.9	4.9	111.5	113.1	-37.6	98.6	3.0					
1990 4	96.2	96.0	-47.2	100.2	6.1	100.9	100.7	-40.2	100.2	3.7					
1990 5	102.6	102.0	-44.8	100.6	6.1	105.1	104.6	-33.4	100.5	5.1					
1990 6	103.8	103.5	-50.0	100.3	5.2	100.6	99.9	-45.3	100.7	2.2					
1990 7	97.1	95.4	-38.8	101.8	4.8	100.9	97.4	-35.0	103.6	4.8					
1990 8	66.6	65.3	-40.5	102.0	4.4	82.5	81.4	-41.9	101.4	4.2					
1990 9	93.7	94.5	-43.0	99.2	4.5	87.1	88.5	-45.0	98.4	-0.4					
1990 10	118.4	118.4	-40.6	100.0	4.0	115.1	114.8	-35.4	100.3	3.2					
1990 11	111.8	112.4	-38.1	99.5	3.8	99.1	100.4	-46.3	98.7	2.7					
1990 12	101.8	100.6	-39.3	101.2	3.8	95.6	95.9	-50.9	99.7	2.9					
1991 1	108.9	106.2	4.0	102.5	3.9	87.3	86.1	-11.4	101.4	2.4					
1991 2	106.4	104.3	6.8	102.0	3.7	92.7	89.5	-13.1	103.6	4.3					
1991 3	109.5	106.5	-7.5	102.8	3.9	101.6	97.8	-13.5	103.9	5.4					
1991 4	120.1	116.5	21.4	103.1	2.9	102.8	98.5	-2.2	104.4	4.2					
1991 5	113.7	111.0	8.8	102.4	1.8	92.5	87.8	-16.1	105.4	4.9					
1991 6	118.5	115.2	11.3	102.9	2.6	101.7	96.1	-3.8	105.8	5.1					
1991 7	113.8	108.5	13.7	104.9	3.0	103.5	96.5	-0.9	107.3	3.6					
1991 8	71.1	68.9	5.5	103.2	1.2	90.2	83.9	3.1	107.5	6.0					
1991 9	106.7	103.6	9.6	103.0	3.8	109.5	104.7	18.3	104.6	6.3					
1991 10	124.7	121.7	2.8	102.5	2.5	127.8	122.8	7.0	104.1	3.8					
1991 11	115.3	109.7	-2.4	105.1	5.6	120.3	114.4	13.9	105.2	6.6					
1991 12	109.5	102.7	2.1	106.6	5.3	119.5	111.5	16.3	107.2	7.5					
1992 1	115.2	107.7	1.4	107.0	4.4	97.3	89.8	4.3	108.4	6.9					
1992 2	122.6	113.9	9.2	107.6	5.5	109.8	99.5	11.2	110.4	6.6					
1992 3	133.5	124.9	17.3	106.9	4.0	124.4	112.7	15.2	110.4	6.3					
1992 4	127.1	119.0	2.1	106.8	3.6	116.2	105.2	6.8	110.5	5.8					
1992 5	118.3	110.5	-0.5	107.1	4.6	104.6	96.3	9.7	108.6	3.0					
1992 6	125.0	115.2	0.0	108.5	5.4	109.8	99.9	4.0	109.9	3.9					
1992 7	109.6	100.2	-7.6	109.4	4.3	116.3	105.9	9.7	109.8	2.3					
1992 8	66.4	58.8	-14.7	113.0	9.5	80.5	73.4	-12.5	109.7	2.0					
1992 9	115.1	105.6	1.9	109.0	5.8	115.0	104.3	-0.4	110.3	5.4					
1992 10	125.0	114.3	-6.1	109.4	6.7	127.7	117.2	-4.6	109.0	4.7					
1992 11	113.4	102.6	-6.5	110.5	5.1	111.6	100.1	-12.5	111.5	6.0					
1992 12	107.1	96.6	-5.9	110.9	4.0	133.0	118.1	5.9	112.6	5.0					
1993 1	82.4	74.4	-30.9	110.8	3.6	102.5	90.9	1.2	112.8	4.1					
1993 2	104.2	92.2	-19.1	113.0	5.0	104.0	90.5	-9.0	114.9	4.1					
1993 3	111.4	97.5	-21.9	114.3	6.9	139.1	119.0	5.6	116.9	5.9					
1993 4	111.3	98.5	-17.2	113.0	5.8	113.9	98.8	-6.1	115.3	4.3					
1993 5	94.2	83.8	-24.2	112.4	4.9	121.6	107.9	12.0	112.7	3.8					
1993 6	106.1	93.5	-18.8	113.5	4.6	132.6	115.0	15.1	115.3	4.9					
1993 7	88.3	76.5	-23.7	115.4	5.5	129.1	111.9	5.7	115.4	5.1					
1993 8	57.2	49.2	-16.3	116.3	2.9	95.4	81.4	10.9	117.2	6.8					
1993 9	102.1	89.3	-15.4	114.3	4.9	114.8	97.9	-6.1	117.3	6.3					
1993 10	108.7	95.2	-16.7	114.2	4.4	143.3	122.3	4.4	117.2	7.5					
1993 11	111.8	97.4	-5.1	114.8	3.9	137.1	118.2	18.1	116.0	4.0					
1993 12	102.8	90.7	-6.1	113.3	2.2	151.7	131.1	11.0	115.7	2.8					

**BEC 52:
BEFOERDERUNGSMITTEL
UND TEILE UND ZUBEHOER
DAVON / ANDERE**

**BEC 52: TRANSPORT
EQUIPMENT AND PARTS
AND ACCESSORIES
THEREOF/OTHER**

**GCE 52: AUTRE MATERIEL
DE TRANSPORT**

	Intra-EU Intra-EU Intra-UE					Extra-EU Extra-EU Extra-UE									
	VAL	VOL	VOL Δ%	UV	UV Δ%	VAL	VOL	VOL Δ%	UV	UV Δ%					
	Jährliche Indizes					Annual Indices					Indices annuels				
1980	25.9	47.0	8.5	55.2	7.8	20.3	39.8	3.4	51.0	5.2					
1981	29.4	49.7	5.7	59.2	7.2	29.3	50.0	25.6	58.6	14.9					
1982	36.7	57.7	16.1	63.6	7.4	27.3	42.6	-14.8	64.0	9.2					
1983	36.9	53.8	-6.8	68.5	7.7	27.8	40.5	-4.9	68.7	7.3					
1984	37.8	52.2	-3.0	72.4	5.7	32.7	43.0	6.2	76.1	10.8					
1985	40.7	53.5	2.5	76.0	5.0	39.1	48.5	12.8	80.6	5.9					
1986	40.3	49.5	-7.5	81.5	7.2	43.5	51.5	6.2	84.4	4.7					
1987	46.8	54.9	10.9	85.3	4.7	43.0	48.5	-5.8	88.7	5.1					
1988	73.6	82.0	49.4	89.7	5.2	69.9	75.2	55.1	93.0	4.8					
1989	100.3	105.7	28.9	94.9	5.8	97.8	96.8	28.7	101.0	8.6					
1990	100.0	100.0	-5.4	100.0	5.4	100.0	100.0	3.3	100.0	-1.0					
1991	131.2	125.2	25.2	104.8	4.8	124.4	118.0	18.0	105.4	5.4					
1992	122.5	111.5	-10.9	109.9	4.9	112.9	103.4	-12.4	109.2	3.6					
1993	91.4	79.9	-28.3	114.4	4.1	114.9	94.7	-8.4	121.3	11.1					
	Vierteljährliche Indizes					Quarterly Indices					Indices trimestriels				
1989 1	98.4	105.9	59.5	92.9	3.3	106.6	106.0	32.7	100.6	12.8					
1989 2	108.9	114.7	23.6	94.9	6.2	131.1	129.8	58.7	101.0	8.0					
1989 3	83.5	87.4	25.9	95.5	6.8	86.9	85.9	40.8	101.2	5.5					
1989 4	110.8	115.3	14.3	96.1	6.7	104.6	103.3	38.7	101.3	7.7					
1990 1	111.6	112.7	6.4	99.0	6.6	104.7	104.2	-1.7	100.5	-0.1					
1990 2	90.6	90.9	-20.7	99.7	5.1	114.7	114.9	-11.5	99.8	-1.2					
1990 3	83.8	83.2	-4.8	100.7	5.4	85.2	86.1	0.2	99.0	-2.2					
1990 4	114.0	113.2	-1.8	100.7	4.8	90.5	90.0	-12.9	100.6	-0.7					
1991 1	125.0	121.4	7.7	103.0	4.0	97.4	96.4	-7.5	101.0	0.5					
1991 2	137.6	132.7	46.0	103.7	4.0	144.0	137.3	19.5	104.9	5.1					
1991 3	120.8	115.2	38.5	104.9	4.2	124.4	115.5	34.1	107.7	8.8					
1991 4	138.5	128.7	13.7	107.6	6.9	121.2	113.0	25.6	107.3	6.7					
1992 1	138.4	126.9	4.5	109.1	5.9	142.1	129.9	34.8	109.4	8.3					
1992 2	137.0	125.1	-5.7	109.5	5.6	122.8	112.0	-18.4	109.6	4.5					
1992 3	104.2	94.4	-18.1	110.4	5.2	102.2	95.6	-17.2	106.9	-0.7					
1992 4	115.1	103.7	-19.4	111.0	3.2	88.4	79.8	-29.4	110.8	3.3					
1993 1	104.1	92.6	-27.0	112.4	3.0	139.1	116.2	-10.5	119.7	9.4					
1993 2	93.6	82.6	-34.0	113.3	3.5	127.6	106.4	-5.0	119.9	9.4					
1993 3	69.2	59.3	-37.2	116.7	5.7	89.7	74.7	-21.9	120.1	12.3					
1993 4	99.8	86.0	-17.1	116.1	4.6	103.5	81.7	2.4	126.7	14.4					
	Monatliche Indizes					Monthly Indices					Indices mensuels				
1989 1	99.3	108.1	121.5	91.9	4.2	84.1	85.5	67.6	98.4	14.8					
1989 2	89.0	95.4	32.1	93.3	0.4	81.6	81.0	15.1	100.8	10.4					
1989 3	106.9	114.3	46.2	93.5	6.1	154.2	151.5	28.2	101.8	13.9					
1989 4	96.6	101.6	46.8	95.1	7.1	114.4	112.6	23.5	101.6	8.2					
1989 5	110.8	116.5	-4.0	95.1	6.7	121.1	120.3	57.7	100.7	8.2					
1989 6	119.3	126.0	43.0	94.7	5.0	158.0	156.4	100.8	101.0	8.3					
1989 7	90.2	94.1	46.6	95.9	5.5	81.8	81.2	36.9	100.8	4.1					
1989 8	86.2	90.8	32.9	94.9	9.3	77.6	77.1	73.6	100.7	5.3					
1989 9	74.1	77.3	2.2	95.8	5.9	101.3	99.3	25.4	102.0	7.0					
1989 10	115.1	120.4	4.4	95.6	10.5	147.1	145.6	116.7	101.0	7.8					
1989 11	114.2	118.8	27.6	96.1	5.3	91.4	89.6	11.6	102.0	8.3					
1989 12	103.3	106.8	13.5	96.7	3.6	75.4	74.6	-2.0	101.1	7.2					

EU Ausfuhr
BEC 52:
BEFOERDERUNGSMITTEL
UND TEILE UND ZUBEHOER
DAVON / ANDERE

EU Exports
BEC 52: TRANSPORT
EQUIPMENT AND PARTS
AND ACCESSORIES
THEREOF/OTHER

Exportations UE
GCE 52: AUTRE MATERIEL
DE TRANSPORT

	Intra-EU Intra-EU Intra-UE					Extra-EU Extra-EU Extra-UE									
	VAL	VOL	VOL Δ%	UV	UV Δ%	VAL	VOL	VOL Δ%	UV	UV Δ%					
	Jährliche Indizes					Annual Indices					Indices annuels				
1980	26.6	48.2	10.6	55.1	8.0	50.7	90.5	4.3	56.0	7.7					
1981	28.4	47.7	-1.0	59.5	8.0	79.6	127.6	41.0	62.4	11.4					
1982	34.7	53.6	12.4	64.7	8.7	83.1	124.0	-2.8	67.0	7.4					
1983	32.9	47.0	-12.3	70.1	8.3	74.6	104.4	-15.8	71.5	6.7					
1984	39.1	53.0	12.8	73.8	5.3	79.5	104.7	0.3	75.9	6.2					
1985	40.8	52.8	-0.4	77.2	4.6	75.7	93.4	-10.8	81.0	6.7					
1986	39.6	48.0	-9.1	82.6	7.0	59.3	70.2	-24.8	84.5	4.3					
1987	46.0	53.3	11.0	86.3	4.5	54.7	62.3	-11.3	87.8	3.9					
1988	75.5	85.4	60.2	88.4	2.4	78.8	88.1	41.4	89.5	1.9					
1989	103.8	109.7	28.5	94.6	7.0	97.5	102.1	15.9	95.5	6.7					
1990	100.0	100.0	-8.8	100.0	5.7	100.0	100.0	-2.1	100.0	4.7					
1991	123.8	119.0	19.0	104.0	4.0	121.9	118.2	18.2	103.1	3.1					
1992	115.7	105.5	-11.3	109.7	5.5	139.6	130.2	10.2	107.2	4.0					
1993	90.2	79.5	-24.6	113.5	3.5	144.2	131.2	0.8	109.9	2.5					
	Vierteljährliche Indizes					Quarterly Indices					Indices trimestriels				
1989 1	105.0	113.0	43.9	92.9	7.3	97.6	104.6	28.2	93.3	10.3					
1989 2	117.6	125.1	35.5	94.0	7.2	107.4	112.9	19.7	95.1	3.8					
1989 3	79.5	83.6	4.6	95.1	8.4	84.9	87.7	-0.7	96.8	4.1					
1989 4	113.1	117.4	27.6	96.3	5.4	111.2	114.6	31.0	97.0	9.7					
1990 1	111.1	113.0	0.0	98.3	5.8	102.2	102.8	-1.7	99.4	6.5					
1990 2	93.0	93.0	-25.7	100.0	6.4	102.2	100.6	-10.9	101.6	6.8					
1990 3	81.1	80.3	-3.9	101.0	6.2	85.2	85.2	-2.9	100.0	3.3					
1990 4	115.3	114.2	-2.7	101.0	4.9	106.6	107.5	-6.2	99.2	2.3					
1991 1	116.0	113.2	0.2	102.5	4.3	101.0	99.1	-3.6	101.9	2.5					
1991 2	137.5	133.4	43.4	103.1	3.1	110.8	107.9	7.3	102.7	1.1					
1991 3	112.6	108.3	34.9	104.0	3.0	117.3	113.7	33.5	103.2	3.2					
1991 4	129.0	121.1	6.0	106.5	5.4	161.5	155.1	44.3	104.1	4.9					
1992 1	130.4	120.4	6.4	108.3	5.7	139.7	131.8	33.0	106.0	4.0					
1992 2	126.4	116.0	-13.0	109.0	5.7	133.2	125.5	16.3	106.1	3.3					
1992 3	93.5	84.3	-22.2	110.9	6.6	129.7	121.2	6.6	107.0	3.7					
1992 4	113.8	102.3	-15.5	111.2	4.4	157.5	144.1	-7.1	109.3	5.0					
1993 1	94.0	83.7	-30.5	112.3	3.7	135.4	123.3	-6.4	109.8	3.6					
1993 2	89.5	79.6	-31.4	112.4	3.1	152.2	137.7	9.7	110.5	4.1					
1993 3	68.9	60.3	-28.5	114.3	3.1	126.9	116.7	-3.7	108.7	1.6					
1993 4	99.7	86.6	-15.3	115.1	3.5	162.2	147.2	2.2	110.2	0.8					
	Monatliche Indizes					Monthly Indices					Indices mensuels				
1989 1	94.4	102.1	107.1	92.5	6.2	90.2	96.7	31.4	93.3	13.6					
1989 2	106.7	115.5	27.2	92.4	8.2	95.7	103.1	27.6	92.8	11.7					
1989 3	113.7	121.3	27.0	93.7	7.2	107.0	114.1	26.5	93.8	6.5					
1989 4	102.9	109.0	37.1	94.4	9.5	102.9	108.9	28.7	94.5	4.7					
1989 5	126.4	135.2	26.4	93.5	5.5	92.6	98.2	8.0	94.3	3.7					
1989 6	123.5	131.1	45.2	94.2	6.9	126.5	131.5	22.2	96.2	3.3					
1989 7	93.9	98.2	17.0	95.6	8.5	80.1	83.7	-8.9	95.7	5.7					
1989 8	69.8	73.5	12.7	94.9	9.0	76.7	77.6	-2.9	98.8	1.3					
1989 9	75.0	79.2	-12.6	94.7	7.9	97.9	101.7	9.1	96.3	4.9					
1989 10	142.1	147.9	50.9	96.1	8.2	87.3	90.7	14.5	96.3	7.4					
1989 11	95.2	99.6	7.9	95.6	4.7	106.8	111.8	26.6	95.5	11.0					
1989 12	102.1	104.8	22.3	97.4	3.1	139.1	141.2	48.6	98.5	10.1					

**BEC 52:
BEFOERDERUNGSMITTEL
UND TEILE UND ZUBEHOER
DAVON / ANDERE**

**BEC 52: TRANSPORT
EQUIPMENT AND PARTS
AND ACCESSORIES
THEREOF/OTHER**

**GCE 52: AUTRE MATERIEL
DE TRANSPORT**

	Intra-EU Intra-EU Intra-UE					Extra-EU Extra-EU Extra-UE									
	VAL	VOL	VOL Δ%	UV	UV Δ%	VAL	VOL	VOL Δ%	UV	UV Δ%					
	Monatliche Indizes					Monthly Indices					Indices mensuels				
1990 1	122.0	123.9	14.6	98.5	7.2	97.7	97.1	13.6	100.6	2.2					
1990 2	90.3	92.0	-3.6	98.2	5.3	113.0	111.7	37.9	101.2	0.4					
1990 3	122.5	122.3	7.0	100.2	7.2	103.5	103.9	-31.4	99.6	-2.2					
1990 4	89.7	90.4	-11.0	99.2	4.3	105.8	107.4	-4.6	98.5	-3.1					
1990 5	98.5	98.8	-15.2	99.7	4.8	126.9	125.8	4.6	100.9	0.2					
1990 6	83.8	83.5	-33.7	100.3	5.9	111.3	111.3	-28.8	100.0	-1.0					
1990 7	88.8	88.5	-6.0	100.3	4.6	84.8	84.8	4.4	100.0	-0.8					
1990 8	77.9	76.7	-15.5	101.5	7.0	90.9	93.2	20.9	97.5	-3.2					
1990 9	84.6	84.4	9.2	100.2	4.6	80.3	80.4	-19.0	99.9	-2.1					
1990 10	117.8	117.4	-2.5	100.3	4.9	101.3	100.7	-30.8	100.6	-0.4					
1990 11	116.8	116.9	-1.6	99.9	4.0	89.5	88.4	-1.3	101.2	-0.8					
1990 12	107.7	105.4	-1.3	102.2	5.7	80.9	81.1	8.7	99.8	-1.3					
1991 1	131.3	128.0	3.3	102.6	4.2	96.6	98.4	1.3	98.2	-2.4					
1991 2	118.6	115.8	25.9	102.4	4.3	91.0	89.9	-19.5	101.2	0.0					
1991 3	125.0	120.3	-1.6	103.9	3.7	104.7	101.0	-2.8	103.7	4.1					
1991 4	143.9	139.0	53.8	103.5	4.3	171.7	164.9	53.5	104.1	5.7					
1991 5	132.1	128.1	29.7	103.1	3.4	128.4	123.3	-2.0	104.1	3.2					
1991 6	136.7	130.9	56.8	104.4	4.1	132.0	123.8	11.2	106.6	6.6					
1991 7	123.9	120.1	35.7	103.2	2.9	165.0	154.2	81.8	107.0	7.0					
1991 8	109.4	102.6	33.8	106.6	5.0	92.0	85.6	-8.2	107.5	10.3					
1991 9	129.1	122.7	45.4	105.2	5.0	115.9	106.7	32.7	108.6	8.7					
1991 10	149.7	141.5	20.5	105.8	5.5	91.8	86.4	-14.2	106.3	5.7					
1991 11	133.1	124.4	6.4	107.0	7.1	122.2	115.4	30.5	105.9	4.6					
1991 12	132.8	120.3	14.1	110.4	8.0	149.9	137.3	69.3	109.2	9.4					
1992 1	135.7	123.9	-3.2	109.5	6.7	110.1	103.1	4.8	106.8	8.8					
1992 2	124.9	115.1	-0.6	108.5	6.0	154.6	141.3	57.2	109.4	8.1					
1992 3	154.8	141.8	17.9	109.2	5.1	161.7	145.4	44.0	111.2	7.2					
1992 4	130.7	120.0	-13.7	108.9	5.2	153.9	140.0	-15.1	109.9	5.6					
1992 5	137.1	124.6	-2.7	110.0	6.7	118.1	107.7	-12.7	109.7	5.4					
1992 6	143.0	130.6	-0.2	109.5	4.9	96.2	88.2	-28.8	109.1	2.3					
1992 7	114.0	104.6	-12.9	109.0	5.6	123.9	113.4	-26.5	109.3	2.1					
1992 8	77.8	70.2	-31.6	110.8	3.9	66.0	63.2	-26.2	104.5	-2.8					
1992 9	121.1	108.6	-11.5	111.5	6.0	116.7	110.2	3.3	105.9	-2.5					
1992 10	118.1	105.9	-25.2	111.5	5.4	102.8	94.5	9.4	108.8	2.4					
1992 11	105.2	94.2	-24.3	111.7	4.4	71.9	64.1	-44.5	112.1	5.9					
1992 12	122.0	110.9	-7.8	110.0	-0.4	90.6	80.8	-41.2	112.1	2.7					
1993 1	91.3	83.1	-32.9	109.9	0.4	95.4	81.1	-21.3	117.6	10.1					
1993 2	106.2	93.5	-18.8	113.6	4.7	128.3	107.1	-24.2	119.8	9.5					
1993 3	114.8	101.3	-28.6	113.3	3.8	193.3	160.3	10.2	120.6	8.5					
1993 4	98.5	87.0	-27.5	113.2	3.9	138.0	115.2	-17.7	119.8	9.0					
1993 5	81.7	71.3	-42.8	114.6	4.2	121.7	101.4	-5.8	120.0	9.4					
1993 6	100.7	89.6	-31.4	112.4	2.6	123.0	102.6	16.3	119.9	9.9					
1993 7	63.1	55.0	-47.4	114.8	5.3	100.7	85.3	-24.8	118.1	8.1					
1993 8	61.2	52.0	-25.9	117.6	6.1	72.4	60.0	-5.1	120.6	15.4					
1993 9	83.4	70.9	-34.7	117.6	5.5	95.9	78.7	-28.6	121.8	15.0					
1993 10	93.4	80.3	-24.2	116.3	4.3	111.5	89.1	-5.7	125.1	15.0					
1993 11	94.4	81.7	-13.3	115.5	3.4	91.8	73.9	15.3	124.2	10.8					
1993 12	111.6	95.9	-13.5	116.4	5.8	107.3	82.0	1.5	130.8	16.7					

EU Ausfuhr
BEC 52:
BEFOERDERUNGSMITTEL
UND TEILE UND ZUBEHOER
DAVON / ANDERE

EU Exports
BEC 52: TRANSPORT
EQUIPMENT AND PARTS
AND ACCESSORIES
THEREOF/OTHER

Exportations UE
GCE 52: AUTRE MATERIEL
DE TRANSPORT

	Intra-EU Intra-EU Intra-UE					Extra-EU Extra-EU Extra-UE									
	VAL	VOL	VOL Δ%	UV	UV Δ%	VAL	VOL	VOL Δ%	UV	UV Δ%					
	Monatliche Indizes					Monthly Indices					Indices mensuels				
1990 1	106.1	108.0	5.8	98.2	6.2	95.5	95.1	-1.7	100.4	7.6					
1990 2	99.0	101.4	-12.2	97.6	5.6	101.4	103.0	-0.1	98.4	6.0					
1990 3	128.2	129.5	6.8	99.0	5.7	109.8	110.4	-3.2	99.5	6.1					
1990 4	92.1	92.7	-15.0	99.4	5.3	103.6	101.2	-7.1	102.4	8.4					
1990 5	98.0	98.0	-27.5	100.0	7.0	103.8	103.3	5.2	100.5	6.6					
1990 6	88.8	88.3	-32.6	100.6	6.8	99.2	97.4	-25.9	101.8	5.8					
1990 7	87.4	86.4	-12.0	101.2	5.9	100.8	99.0	18.3	101.8	6.4					
1990 8	72.3	71.3	-3.0	101.4	6.8	82.3	82.3	6.1	100.0	1.2					
1990 9	83.8	83.4	5.3	100.5	6.1	72.2	74.1	-27.1	97.5	1.2					
1990 10	124.1	124.1	-16.1	100.0	4.1	120.0	121.0	33.4	99.2	3.0					
1990 11	117.7	117.5	18.0	100.2	4.8	95.8	97.4	-12.9	98.4	3.0					
1990 12	104.0	101.1	-3.5	102.9	5.6	104.0	104.1	-26.3	99.9	1.4					
1991 1	112.8	110.5	2.3	102.1	4.0	82.9	81.8	-14.0	101.3	0.9					
1991 2	115.8	113.9	12.3	101.7	4.2	105.1	102.8	-0.2	102.2	3.9					
1991 3	119.5	115.3	-11.0	103.6	4.6	115.1	112.7	2.1	102.1	2.6					
1991 4	149.8	145.6	57.1	102.9	3.5	122.2	119.1	17.7	102.6	0.2					
1991 5	133.8	130.4	33.1	102.6	2.6	93.0	89.3	-13.6	104.1	3.6					
1991 6	128.9	124.2	40.7	103.8	3.2	117.5	115.4	18.5	101.8	0.0					
1991 7	120.2	116.4	34.7	103.3	2.1	113.1	105.1	6.2	107.6	5.7					
1991 8	102.3	97.4	36.6	105.0	3.6	105.2	99.7	21.1	105.5	5.5					
1991 9	115.6	111.3	33.5	103.9	3.4	133.8	136.3	83.9	98.2	0.7					
1991 10	135.6	128.9	3.9	105.2	5.2	175.3	172.5	42.6	101.6	2.4					
1991 11	130.4	122.1	3.9	106.8	6.6	160.8	152.7	56.8	105.3	7.0					
1991 12	120.8	112.4	11.2	107.5	4.5	148.1	140.0	34.5	105.8	5.9					
1992 1	120.2	111.3	0.7	108.0	5.8	107.4	100.8	23.2	106.5	5.1					
1992 2	130.9	120.3	5.6	108.8	7.0	137.2	129.8	26.3	105.7	3.4					
1992 3	140.1	129.6	12.4	108.1	4.3	174.5	164.8	46.2	105.9	3.7					
1992 4	134.6	124.3	-14.6	108.3	5.2	138.6	128.9	8.2	107.5	4.8					
1992 5	115.4	106.1	-18.6	108.8	6.0	124.2	116.8	30.8	106.3	2.1					
1992 6	129.1	117.5	-5.4	109.9	5.9	136.5	130.6	13.2	104.5	2.7					
1992 7	93.0	84.3	-27.6	110.3	6.8	154.1	141.4	34.5	109.0	1.3					
1992 8	81.1	72.9	-25.2	111.3	6.0	95.1	90.8	-8.9	104.7	-0.8					
1992 9	106.4	95.8	-13.9	111.1	6.9	139.8	131.4	-3.6	106.4	8.4					
1992 10	123.7	111.4	-13.6	111.0	5.5	149.9	137.4	-20.3	109.1	7.4					
1992 11	103.1	92.2	-24.5	111.8	4.7	132.1	122.7	-19.6	107.7	2.3					
1992 12	114.7	103.3	-8.1	111.0	3.3	190.6	172.3	23.1	110.6	4.5					
1993 1	79.2	71.2	-36.0	111.3	3.1	110.2	101.5	0.7	108.6	2.0					
1993 2	101.5	90.1	-25.1	112.7	3.6	114.7	105.1	-19.0	109.1	3.2					
1993 3	101.0	89.6	-30.9	112.7	4.3	181.4	163.3	-0.9	111.1	4.9					
1993 4	95.8	85.2	-31.5	112.4	3.8	123.5	109.1	-15.4	113.2	5.3					
1993 5	71.0	62.9	-40.7	112.9	3.8	169.9	156.4	33.9	108.6	2.2					
1993 6	101.7	90.7	-22.8	112.1	2.0	163.3	147.5	12.9	110.7	5.9					
1993 7	74.5	66.1	-21.6	112.7	2.2	165.4	154.4	9.2	107.1	-1.7					
1993 8	56.3	50.1	-31.3	112.4	1.0	105.9	94.5	4.1	112.1	7.1					
1993 9	76.1	64.8	-32.4	117.5	5.8	109.2	101.1	-23.1	108.0	1.5					
1993 10	95.5	83.0	-25.5	115.1	3.7	164.3	150.5	9.5	109.2	0.1					
1993 11	113.1	97.9	6.2	115.5	3.3	145.2	132.6	8.1	109.5	1.7					
1993 12	90.6	79.0	-23.5	114.7	3.3	177.3	158.6	-8.0	111.8	1.1					

**BEC 521:
BEFOERERUNGSMITTEL
UND TEILE UND ZUBEHOER
DAVON / ANDERE / FUER
INDUSTRIELLE VERWDUNG**

**BEC 521: TRANSPORT
EQUIPMENT AND PARTS
AND ACCESSORIES
THEREOF/OTHER/INDUST
RIAL**

**GCE 521: AUTRE MATERIEL
DE TRANSPORT / DESTINE A
L'INDUSTRIE**

	Intra-EU Intra-EU Intra-UE					Extra-EU Extra-EU Extra-UE									
	VAL	VOL	VOL Δ%	UV	UV Δ%	VAL	VOL	VOL Δ%	UV	UV Δ%					
	Jährliche Indizes					Annual Indices					Indices annuels				
1980	25.3	45.3	11.3	55.8	7.3	17.8	29.1	-2.3	61.3	9.9					
1981	29.1	49.0	8.2	59.4	6.5	27.7	39.6	36.1	70.0	14.2					
1982	37.4	58.4	19.2	64.0	7.7	24.9	33.0	-16.7	75.5	7.9					
1983	37.7	54.4	-6.8	69.3	8.3	26.0	32.3	-2.1	80.6	6.8					
1984	38.8	53.0	-2.6	73.2	5.6	32.0	36.6	13.3	87.3	8.3					
1985	41.6	54.2	2.3	76.8	4.9	40.2	44.3	21.0	90.8	4.0					
1986	40.6	49.5	-8.7	82.0	6.8	44.1	46.6	5.2	94.6	4.2					
1987	47.4	55.3	11.7	85.8	4.6	41.9	43.1	-7.5	97.3	2.9					
1988	74.0	82.1	48.5	90.1	5.0	70.0	75.8	75.9	92.3	-5.1					
1989	102.9	108.3	31.9	95.0	5.4	100.8	102.5	35.2	98.3	6.5					
1990	100.0	100.0	-7.7	100.0	5.3	100.0	100.0	-2.4	100.0	1.7					
1991	134.4	128.1	28.1	104.9	4.9	124.1	119.1	19.1	104.2	4.2					
1992	123.2	111.5	-13.0	110.5	5.3	110.2	101.9	-14.4	108.1	3.7					
1993	93.7	81.0	-27.4	115.7	4.7	109.9	95.2	-6.6	115.4	6.8					
	Vierteljährliche Indizes					Quarterly Indices					Indices trimestriels				
1989 1	102.2	109.9	63.8	93.0	4.4	112.0	113.8	37.8	98.4	11.1					
1989 2	109.8	115.2	21.9	95.3	10.2	133.7	136.8	74.5	97.7	7.4					
1989 3	85.4	89.3	34.3	95.6	2.0	89.0	90.2	42.9	98.7	5.4					
1989 4	114.8	119.3	17.0	96.2	4.8	112.4	113.9	49.7	98.7	1.9					
1990 1	114.7	116.0	5.6	98.9	6.3	105.7	107.0	-6.0	98.8	0.4					
1990 2	85.2	85.5	-25.8	99.6	4.5	114.1	113.6	-17.0	100.4	2.8					
1990 3	83.5	83.0	-7.1	100.6	5.2	85.6	85.1	-5.7	100.6	1.9					
1990 4	116.4	115.4	-3.3	100.9	4.9	93.1	92.6	-18.7	100.5	1.8					
1991 1	128.8	125.3	8.0	102.8	3.9	94.9	93.3	-12.8	101.7	2.9					
1991 2	137.7	132.9	55.4	103.6	4.0	138.0	133.7	17.7	103.2	2.8					
1991 3	124.4	118.4	42.7	105.1	4.5	127.1	120.9	42.1	105.1	4.5					
1991 4	143.7	132.9	15.2	108.1	7.1	127.4	120.1	29.7	106.1	5.6					
1992 1	142.9	130.5	4.2	109.5	6.5	143.3	134.4	44.1	106.6	4.8					
1992 2	135.5	123.4	-7.1	109.8	6.0	112.6	104.8	-21.6	107.4	4.1					
1992 3	105.0	94.2	-20.4	111.5	6.1	102.4	93.6	-22.6	109.4	4.1					
1992 4	114.4	102.2	-23.1	111.9	3.5	87.1	79.0	-34.2	110.3	4.0					
1993 1	108.7	95.8	-26.6	113.5	3.7	136.9	120.5	-10.3	113.6	6.6					
1993 2	93.7	81.8	-33.7	114.6	4.4	116.9	102.5	-2.2	114.0	6.1					
1993 3	69.9	58.7	-37.7	119.0	6.7	83.7	72.4	-22.6	115.6	5.7					
1993 4	103.8	88.9	-13.0	116.8	4.4	102.3	85.5	8.2	119.6	8.4					
	Monatliche Indizes					Monthly Indices					Indices mensuels				
1989 1	105.2	114.3	145.8	92.0	0.1	89.7	94.0	82.5	95.4	8.4					
1989 2	91.7	98.1	34.0	93.5	-0.4	83.6	85.9	16.6	97.3	10.2					
1989 3	109.9	117.3	43.9	93.7	12.6	162.5	161.4	31.6	100.7	13.0					
1989 4	95.7	100.1	43.8	95.6	12.5	114.3	115.8	28.0	98.7	6.1					
1989 5	112.3	117.6	-7.5	95.5	11.4	120.8	124.7	63.6	96.9	10.9					
1989 6	121.4	127.8	47.6	95.0	6.7	166.1	170.0	148.9	97.7	5.7					
1989 7	90.9	94.9	57.1	95.8	1.5	79.2	81.1	28.3	97.7	12.8					
1989 8	89.4	94.1	36.6	95.0	6.5	79.1	79.9	91.6	99.0	-0.1					
1989 9	75.7	78.8	12.6	96.1	-1.6	108.8	109.6	29.9	99.3	3.2					
1989 10	119.0	124.2	-0.3	95.8	15.1	163.4	166.6	146.8	98.1	0.7					
1989 11	117.6	122.1	30.6	96.3	4.7	96.2	96.9	18.5	99.3	3.3					
1989 12	107.9	111.8	27.2	96.5	-6.9	77.6	78.2	-0.9	99.2	2.0					

**BEC 521:
BEFOERDERUNGSMITTEL
UND TEILE UND ZUBEHOER
DAVON / ANDERE / FUER
INDUSTRIELLE VERWDUNG**

**BEC 521: TRANSPORT
EQUIPMENT AND PARTS
AND ACCESSORIES
THEREOF/OTHER/INDUST
RIAL**

**GCE 521: AUTRE MATERIEL
DE TRANSPORT / DESTINE A
L'INDUSTRIE**

	Intra-EU Intra-EU Intra-UE					Extra-EU Extra-EU Extra-UE									
	VAL	VOL	VOL Δ%	UV	UV Δ%	VAL	VOL	VOL Δ%	UV	UV Δ%					
	Jährliche Indizes					Annual Indices					Indices annuels				
1980	26.2	45.9	13.9	57.1	7.7	52.1	92.3	5.2	56.4	7.4					
1981	28.1	45.7	-0.4	61.5	7.7	83.5	133.1	44.2	62.7	11.2					
1982	35.4	52.8	15.5	67.1	9.1	87.1	129.4	-2.8	67.3	7.3					
1983	33.4	45.8	-13.3	72.9	8.6	77.6	107.9	-16.6	71.9	6.8					
1984	40.3	52.5	14.6	76.8	5.3	81.8	107.3	-0.6	76.2	6.0					
1985	41.7	51.8	-1.3	80.5	4.8	76.5	94.2	-12.2	81.2	6.6					
1986	40.1	46.4	-10.4	86.4	7.3	59.2	69.9	-25.8	84.7	4.3					
1987	46.4	51.5	11.0	90.1	4.3	54.5	61.9	-11.4	88.1	4.0					
1988	77.2	86.8	68.5	88.9	-1.3	79.1	88.1	42.3	89.8	1.9					
1989	107.1	112.7	29.8	95.0	6.9	99.0	103.3	17.3	95.8	6.7					
1990	100.0	100.0	-11.3	100.0	5.3	100.0	100.0	-3.2	100.0	4.4					
1991	127.0	122.1	22.1	104.0	4.0	124.7	121.1	21.1	103.0	3.0					
1992	115.7	105.4	-13.7	109.8	5.6	144.9	135.4	11.8	107.0	3.9					
1993	91.7	80.9	-23.2	113.3	3.2	146.2	133.6	-1.3	109.4	2.2					
	Vierteljährliche Indizes					Quarterly Indices					Indices trimestriels				
1989 1	110.5	118.6	46.8	93.2	6.9	100.4	107.1	29.8	93.7	10.1					
1989 2	119.4	126.3	34.2	94.5	11.0	107.0	112.4	17.9	95.2	5.5					
1989 3	80.1	83.9	5.4	95.5	6.7	85.8	88.5	-1.4	96.9	4.4					
1989 4	118.6	122.6	30.3	96.7	3.3	113.4	116.2	35.4	97.6	7.3					
1990 1	115.4	117.5	-0.9	98.2	5.4	103.9	104.4	-2.5	99.5	6.2					
1990 2	86.3	86.6	-31.4	99.7	5.5	99.9	98.3	-12.5	101.6	6.7					
1990 3	79.5	78.6	-6.3	101.1	5.9	85.3	85.5	-3.4	99.8	3.0					
1990 4	118.9	117.4	-4.2	101.3	4.8	106.9	107.8	-7.2	99.2	1.6					
1991 1	120.3	117.8	0.3	102.1	4.0	103.5	101.7	-2.6	101.8	2.3					
1991 2	138.0	134.1	54.8	102.9	3.2	110.9	108.3	10.2	102.4	0.8					
1991 3	115.0	110.5	40.6	104.1	3.0	121.5	117.8	37.8	103.1	3.3					
1991 4	134.4	125.8	7.2	106.8	5.4	167.3	160.7	49.1	104.1	4.9					
1992 1	134.7	124.5	5.7	108.2	6.0	145.8	137.9	35.6	105.7	3.8					
1992 2	122.7	112.7	-16.0	108.9	5.8	135.4	127.9	18.1	105.9	3.4					
1992 3	92.5	83.3	-24.6	111.1	6.7	134.0	125.5	6.5	106.8	3.6					
1992 4	114.3	102.3	-18.7	111.7	4.6	163.8	150.0	-6.7	109.2	4.9					
1993 1	96.4	86.6	-30.4	111.3	2.9	139.5	127.4	-7.6	109.5	3.6					
1993 2	87.1	77.8	-31.0	111.9	2.8	154.2	140.4	9.8	109.8	3.7					
1993 3	69.5	60.5	-27.4	114.9	3.4	126.2	116.6	-7.1	108.2	1.3					
1993 4	103.6	89.8	-12.2	115.4	3.3	164.4	149.9	-0.1	109.7	0.5					
	Monatliche Indizes					Monthly Indices					Indices mensuels				
1989 1	100.7	108.4	121.7	92.9	4.4	93.4	99.2	37.2	94.2	9.5					
1989 2	112.7	121.6	26.3	92.7	8.4	98.0	105.5	28.5	92.9	10.9					
1989 3	118.2	125.7	29.5	94.0	6.8	109.7	116.8	25.5	93.9	9.8					
1989 4	103.9	109.7	32.3	94.7	13.8	102.9	108.7	28.8	94.7	6.5					
1989 5	128.6	136.8	23.1	94.0	11.1	92.4	97.9	8.2	94.4	4.5					
1989 6	125.4	132.3	50.0	94.8	8.1	126.0	130.7	17.9	96.4	5.8					
1989 7	92.1	95.9	20.9	96.0	6.1	78.3	82.0	-9.6	95.5	4.1					
1989 8	71.5	74.9	12.8	95.4	7.8	78.1	78.9	-4.8	99.0	4.3					
1989 9	76.9	80.9	-13.1	95.1	6.3	100.9	104.6	9.3	96.5	4.9					
1989 10	151.2	156.4	54.9	96.7	7.3	88.3	90.9	16.4	97.1	5.5					
1989 11	97.4	101.7	8.2	95.8	2.0	108.5	113.1	30.3	95.9	8.2					
1989 12	107.2	109.7	25.5	97.7	0.3	143.2	144.4	56.1	99.2	7.4					

BEC 521:
BEFOERDERUNGSMITTEL
UND TEILE UND ZUBEHOER
DAVON / ANDERE / FUER
INDUSTRIELLE VERWDUNG

BEC 521: TRANSPORT
EQUIPMENT AND PARTS
AND ACCESSORIES
THEREOF/OTHER/INDUST
RIAL

GCE 521: AUTRE MATERIEL
DE TRANSPORT / DESTINE A
L'INDUSTRIE

	Intra-EU Intra-EU Intra-UE					Extra-EU Extra-EU Extra-UE									
	VAL	VOL	VOL Δ%	UV	UV Δ%	VAL	VOL	VOL Δ%	UV	UV Δ%					
	Monatliche Indizes					Monthly Indices					Indices mensuels				
1990 1	129.1	131.1	14.7	98.5	7.1	102.5	104.5	11.2	98.1	2.8					
1990 2	91.8	93.7	-4.5	98.0	4.8	116.6	116.1	35.2	100.4	3.2					
1990 3	123.3	123.2	5.0	100.1	6.8	98.0	100.5	-37.7	97.5	-3.2					
1990 4	85.8	86.5	-13.6	99.2	3.8	103.5	104.8	-9.5	98.8	0.1					
1990 5	92.3	92.7	-21.2	99.6	4.3	127.1	126.3	1.3	100.6	3.8					
1990 6	77.4	77.3	-39.5	100.1	5.4	111.5	109.7	-35.5	101.6	4.0					
1990 7	85.2	85.0	-10.4	100.2	4.6	81.7	80.9	-0.2	101.0	3.4					
1990 8	78.8	77.6	-17.5	101.5	6.8	90.9	91.7	14.8	99.1	0.1					
1990 9	86.7	86.4	9.6	100.3	4.4	84.1	82.6	-24.6	101.8	2.5					
1990 10	118.8	118.3	-4.8	100.4	4.8	106.3	105.1	-36.9	101.1	3.1					
1990 11	118.6	118.6	-2.9	100.0	3.8	90.9	90.4	-6.7	100.5	1.2					
1990 12	112.1	109.4	-2.1	102.5	6.2	82.2	82.4	5.4	99.7	0.5					
1991 1	138.3	135.2	3.1	102.3	3.9	96.7	96.1	-8.0	100.6	2.5					
1991 2	121.7	119.1	27.1	102.2	4.3	88.5	88.2	-24.0	100.3	-0.1					
1991 3	126.2	121.5	-1.4	103.9	3.8	99.6	95.6	-4.9	104.2	6.9					
1991 4	145.6	140.8	62.8	103.4	4.2	170.9	166.6	59.0	102.6	3.8					
1991 5	131.0	127.1	37.1	103.1	3.5	120.1	117.1	-7.3	102.6	2.0					
1991 6	136.5	130.7	69.1	104.4	4.3	123.0	117.4	7.0	104.8	3.1					
1991 7	125.4	121.7	43.2	103.0	2.8	168.9	161.9	100.1	104.3	3.3					
1991 8	114.8	107.5	38.5	106.8	5.2	90.4	86.0	-6.2	105.1	6.1					
1991 9	132.8	125.9	45.7	105.5	5.2	122.4	115.0	39.2	106.4	4.5					
1991 10	153.0	144.1	21.8	106.2	5.8	91.1	84.6	-19.5	107.7	6.5					
1991 11	139.4	129.9	9.5	107.3	7.3	128.2	124.3	37.5	103.1	2.6					
1991 12	138.8	124.8	14.1	111.2	8.5	163.2	151.5	83.9	107.7	8.0					
1992 1	142.7	130.0	-3.8	109.8	7.3	111.3	108.3	12.7	102.8	2.2					
1992 2	127.7	117.3	-1.5	108.9	6.6	158.7	146.4	66.0	108.4	8.1					
1992 3	157.9	144.1	18.6	109.6	5.5	159.8	148.4	55.2	107.7	3.4					
1992 4	129.6	118.9	-15.6	109.0	5.4	147.1	137.6	-17.4	106.9	4.2					
1992 5	137.0	124.1	-2.4	110.4	7.1	109.1	100.6	-14.1	108.4	5.7					
1992 6	140.0	127.4	-2.5	109.9	5.3	81.6	76.3	-35.0	106.9	2.0					
1992 7	112.4	102.3	-15.9	109.9	6.7	120.7	110.1	-32.0	109.6	5.1					
1992 8	78.7	70.2	-34.7	112.1	5.0	64.6	60.6	-29.5	106.6	1.4					
1992 9	123.9	110.0	-12.6	112.6	6.7	122.0	110.2	-4.2	110.7	4.0					
1992 10	115.9	102.8	-28.7	112.7	6.1	105.6	95.3	12.6	110.8	2.9					
1992 11	105.2	93.2	-28.3	112.9	5.2	67.1	60.5	-51.3	110.9	7.6					
1992 12	122.2	110.7	-11.3	110.4	-0.7	88.8	81.2	-46.4	109.3	1.5					
1993 1	96.4	86.3	-33.6	111.7	1.7	89.9	79.5	-26.6	113.1	10.0					
1993 2	111.8	98.0	-16.5	114.1	4.8	131.1	115.6	-21.0	113.4	4.6					
1993 3	117.9	103.0	-28.5	114.5	4.5	189.7	166.4	12.1	114.0	5.8					
1993 4	99.0	86.8	-27.0	114.1	4.7	131.8	115.3	-16.2	114.3	6.9					
1993 5	80.0	69.0	-44.4	115.9	5.0	106.3	92.2	-8.3	115.3	6.4					
1993 6	102.0	89.5	-29.7	114.0	3.7	112.5	100.0	31.1	112.5	5.2					
1993 7	60.2	51.7	-49.5	116.5	6.0	87.3	76.7	-30.3	113.8	3.8					
1993 8	63.2	52.5	-25.2	120.4	7.4	70.2	60.1	-0.8	116.8	9.6					
1993 9	86.1	71.9	-34.6	119.7	6.3	93.5	80.4	-27.0	116.3	5.1					
1993 10	96.9	82.0	-20.2	118.2	4.9	107.3	89.9	-5.7	119.4	7.8					
1993 11	97.3	83.8	-10.1	116.1	2.8	90.7	78.7	30.1	115.2	3.9					
1993 12	117.4	101.0	-8.8	116.2	5.3	108.8	87.8	8.1	123.9	13.4					

**BEC 521:
BEFOERDERUNGSMITTEL
UND TEILE UND ZUBEHOER
DAVON / ANDERE / FUER
INDUSTRIELLE VERWDUNG**

**BEC 521: TRANSPORT
EQUIPMENT AND PARTS
AND ACCESSORIES
THEREOF/OTHER/INDUST
RIAL**

**GCE 521: AUTRE MATERIEL
DE TRANSPORT / DESTINE A
L'INDUSTRIE**

	Intra-EU Intra-EU Intra-UE					Extra-EU Extra-EU Extra-UE									
	VAL	VOL	VOL Δ%	UV	UV Δ%	VAL	VOL	VOL Δ%	UV	UV Δ%					
	Monatliche Indizes					Monthly Indices					Indices mensuels				
1990 1	112.4	114.7	5.8	98.0	5.5	98.1	97.7	-1.5	100.4	6.6					
1990 2	103.4	106.2	-12.7	97.4	5.1	103.2	104.8	-0.7	98.5	6.0					
1990 3	130.4	131.8	4.9	98.9	5.2	110.2	110.6	-5.3	99.6	6.1					
1990 4	87.5	88.4	-19.4	99.0	4.5	100.9	98.1	-9.8	102.9	8.7					
1990 5	90.8	91.0	-33.5	99.8	6.2	101.7	101.4	3.6	100.3	6.3					
1990 6	80.9	80.5	-39.2	100.5	6.0	96.8	95.3	-27.1	101.6	5.4					
1990 7	81.6	80.6	-16.0	101.2	5.4	100.7	98.9	20.6	101.8	6.6					
1990 8	71.0	69.9	-6.7	101.6	6.5	82.5	82.7	4.8	99.7	0.7					
1990 9	85.8	85.3	5.4	100.6	5.8	72.8	74.8	-28.5	97.3	0.8					
1990 10	127.6	127.3	-18.6	100.2	3.6	123.3	124.0	36.4	99.4	2.4					
1990 11	120.2	119.5	17.5	100.6	5.0	96.4	98.2	-13.2	98.2	2.4					
1990 12	108.9	105.4	-3.9	103.3	5.7	101.3	101.4	-29.8	99.9	0.7					
1991 1	118.7	116.8	1.8	101.6	3.7	82.9	82.0	-16.1	101.1	0.7					
1991 2	120.5	119.0	12.1	101.3	4.0	108.6	106.5	1.6	102.0	3.6					
1991 3	121.6	117.7	-10.7	103.3	4.4	118.8	116.6	5.4	101.9	2.3					
1991 4	153.8	149.6	69.2	102.8	3.8	124.1	121.5	23.9	102.1	-0.8					
1991 5	134.1	131.2	44.2	102.2	2.4	89.2	85.8	-15.4	104.0	3.7					
1991 6	126.0	121.4	50.8	103.8	3.3	119.1	117.5	23.3	101.4	-0.2					
1991 7	118.7	115.0	42.7	103.2	2.0	113.8	105.5	6.7	107.9	6.0					
1991 8	105.3	100.4	43.6	104.9	3.2	109.7	104.2	26.0	105.3	5.6					
1991 9	120.9	116.0	36.0	104.2	3.6	141.0	143.7	92.1	98.1	0.8					
1991 10	139.6	132.3	3.9	105.5	5.3	183.9	181.2	46.1	101.5	2.1					
1991 11	136.9	127.8	6.9	107.1	6.5	166.6	157.9	60.8	105.5	7.4					
1991 12	126.5	117.2	11.2	107.9	4.5	151.3	143.0	41.0	105.8	5.9					
1992 1	126.1	116.9	0.1	107.9	6.2	111.0	104.5	27.4	106.2	5.0					
1992 2	134.7	123.9	4.1	108.7	7.3	143.3	136.2	27.9	105.2	3.1					
1992 3	143.1	132.6	12.7	107.9	4.5	182.9	173.0	48.4	105.7	3.7					
1992 4	131.4	121.6	-18.7	108.1	5.2	140.5	130.7	7.6	107.5	5.3					
1992 5	115.1	106.0	-19.2	108.6	6.3	126.7	119.6	39.4	105.9	1.8					
1992 6	121.4	110.4	-9.1	110.0	6.0	139.2	133.3	13.4	104.4	3.0					
1992 7	86.7	78.6	-31.7	110.3	6.9	158.6	145.8	38.2	108.8	0.8					
1992 8	81.5	72.9	-27.4	111.8	6.6	99.0	95.1	-8.7	104.1	-1.1					
1992 9	109.6	98.5	-15.1	111.3	6.8	144.3	135.4	-5.8	106.6	8.7					
1992 10	126.3	113.2	-14.4	111.6	5.8	155.4	142.4	-21.4	109.1	7.5					
1992 11	101.0	89.7	-29.8	112.6	5.1	137.1	127.5	-19.3	107.5	1.9					
1992 12	115.4	104.0	-11.3	111.0	2.9	198.9	180.0	25.9	110.5	4.4					
1993 1	82.3	74.9	-35.9	109.9	1.9	116.1	107.2 *	2.6	108.3 *	2.0					
1993 2	106.4	95.3	-23.1	111.6	2.7	117.7	108.0	-20.7	109.0	3.6					
1993 3	100.6	89.7	-32.4	112.2	4.0	184.7	167.0	-3.5	110.6	4.6					
1993 4	94.9	84.9	-30.2	111.8	3.4	124.5	110.2	-15.7	113.0	5.1					
1993 5	66.0	58.8	-44.5	112.2	3.3	170.9	158.7	32.7	107.7	1.7					
1993 6	100.2	89.7	-18.8	111.7	1.5	167.2	152.3	14.3	109.8	5.2					
1993 7	72.1	63.8	-18.8	113.0	2.4	163.2	153.1	5.0	106.6	-2.0					
1993 8	58.5	51.8	-28.9	113.0	1.1	104.0	92.9	-2.3	111.9	7.5					
1993 9	77.8	65.8	-33.2	118.3	6.3	111.3	103.9	-23.3	107.1	0.5					
1993 10	98.4	85.3	-24.6	115.4	3.4	169.3	155.6	9.3	108.8	-0.3					
1993 11	118.9	102.5	14.3	116.0	3.0	143.3	131.5	3.1	109.0	1.4					
1993 12	93.6	81.5	-21.6	114.8	3.4	180.6	162.4	-9.8	111.2	0.6					

BEC 522:
BEFOERDERUNGSMITTEL /
ANDERE / FUER
NICHTINDUSTRIELLE-ERWEN
DUNG

BEC 522: TRANSPORT
EQUIPMENT AND PARTS
AND ACCESSORIES
THEREOF/OTHER/NON-IN
DUSTRIAL

GCE 522: AUTRE MATERIEL
DE TRANSPORT / NON
DESTINE A L'INDUSTRIE

	Intra-EU Intra-EU Intra-UE					Extra-EU Extra-EU Extra-UE									
	VAL	VOL	VOL Δ%	UV	UV Δ%	VAL	VOL	VOL Δ%	UV	UV Δ%					
	Jährliche Indizes					Annual Indices					Indices annuels				
1980	31.0	59.5	-6.9	52.1	9.9	33.6	82.4	13.8	40.8	-0.7					
1981	32.3	56.3	-5.4	57.3	10.0	37.8	79.7	-3.3	47.4	16.2					
1982	30.9	51.2	-9.1	60.3	5.2	40.0	76.7	-3.8	52.2	10.1					
1983	30.4	47.6	-7.0	63.8	5.8	37.7	67.6	-11.9	55.7	6.7					
1984	30.1	44.5	-6.5	67.6	6.0	37.1	57.9	-14.3	64.0	14.9					
1985	32.8	46.4	4.3	70.6	4.4	33.6	47.6	-17.8	70.5	10.2					
1986	38.4	48.9	5.4	78.6	11.3	40.1	54.1	13.7	74.2	5.2					
1987	41.3	50.3	2.9	82.2	4.6	48.9	59.3	9.6	82.4	11.1					
1988	70.0	80.8	60.6	86.6	5.4	69.2	75.9	28.0	91.2	10.7					
1989	78.1	83.2	3.0	93.9	8.4	82.5	79.9	5.3	103.2	13.2					
1990	100.0	100.0	20.2	100.0	6.5	100.0	100.0	25.2	100.0	-3.1					
1991	104.4	99.8	-0.2	104.6	4.6	125.9	117.7	17.7	107.0	7.0					
1992	117.1	110.7	10.9	105.8	1.1	126.1	114.2	-3.0	110.4	3.2					
1993	72.5	67.5	-39.0	107.4	1.5	140.4	112.9	-1.1	124.4	12.7					
	Vierteljährliche Indizes					Quarterly Indices					Indices trimestriels				
1989 1	66.1	71.4	4.4	92.6	7.7	77.6	74.5	5.5	104.2	19.6					
1989 2	101.2	110.0	2.2	92.0	6.0	116.3	113.0	1.6	102.9	11.4					
1989 3	67.2	69.8	-1.1	96.3	12.6	74.2	72.5	20.2	102.3	9.9					
1989 4	78.1	81.9	5.5	95.3	8.7	65.1	62.8	10.2	103.7	13.0					
1990 1	85.9	85.8	20.2	100.1	8.1	98.0	95.5	28.2	102.6	-1.5					
1990 2	136.1	136.4	24.0	99.8	8.5	125.9	125.1	10.7	100.6	-2.2					
1990 3	85.8	85.0	21.8	100.9	4.8	94.6	96.9	33.7	97.6	-4.6					
1990 4	94.0	94.6	15.5	99.4	4.3	83.4	84.3	34.2	98.9	-4.6					
1991 1	93.1	89.1	3.8	104.5	4.4	113.5	110.4	15.6	102.8	0.2					
1991 2	136.5	130.9	-4.0	104.3	4.5	181.3	168.0	34.3	107.9	7.3					
1991 3	91.1	86.8	2.1	104.9	4.0	114.5	104.5	7.8	109.6	12.3					
1991 4	95.7	91.1	-3.7	105.0	5.6	94.7	88.2	4.6	107.4	8.6					
1992 1	102.5	96.2	8.0	106.6	2.0	136.0	120.7	9.3	112.7	9.6					
1992 2	148.2	137.7	5.2	107.6	3.2	173.7	155.2	-7.6	111.9	3.7					
1992 3	98.5	95.3	9.8	103.4	-1.4	101.0	96.3	-7.8	104.9	-4.3					
1992 4	120.8	115.4	26.7	104.7	-0.3	94.7	85.5	-3.1	110.8	3.2					
1993 1	65.5	60.7	-36.9	107.9	1.2	150.0	121.2	0.4	123.8	9.8					
1993 2	93.2	87.0	-36.8	107.1	-0.5	181.7	147.7	-4.8	123.0	9.9					
1993 3	64.0	61.2	-35.8	104.5	1.1	120.0	98.3	2.1	122.1	16.4					
1993 4	65.5	59.3	-48.6	110.4	5.4	110.2	84.5	-1.2	130.4	17.7					
	Monatliche Indizes					Monthly Indices					Indices mensuels				
1989 1	51.1	55.3	2.2	92.4	9.5	54.8	52.8	21.4	103.7	26.3					
1989 2	64.9	70.8	16.3	91.7	5.4	70.7	67.7	0.1	104.4	17.6					
1989 3	82.4	88.2	-2.2	93.4	8.2	107.3	102.9	2.2	104.3	18.4					
1989 4	104.1	113.8	22.1	91.5	5.9	111.9	108.6	9.5	103.0	9.3					
1989 5	98.8	106.8	-7.0	92.5	7.1	120.3	116.6	17.1	103.2	10.5					
1989 6	100.9	109.6	-4.5	92.1	5.1	116.7	113.7	-15.6	102.6	13.5					
1989 7	84.1	86.7	6.1	97.0	12.7	92.6	91.7	23.3	101.0	5.2					
1989 8	58.4	61.3	21.6	95.3	13.7	68.7	66.6	27.3	103.1	12.3					
1989 9	59.3	61.5	-22.9	96.4	12.2	60.9	59.0	8.9	103.2	14.3					
1989 10	82.6	87.6	12.7	94.3	9.7	65.6	63.1	17.5	104.0	13.2					
1989 11	85.9	90.7	4.7	94.7	6.9	65.5	62.9	-4.1	104.2	13.3					
1989 12	65.8	67.4	-1.5	97.6	10.2	64.2	62.4	20.7	102.9	12.5					

**BEC 522:
BEFOERDERUNGSMITTEL /
ANDERE / FUER
NICHTINDUSTRIELLE-ERWEN
DUNG**

**BEC 522: TRANSPORT
EQUIPMENT AND PARTS
AND ACCESSORIES
THEREOF/OTHER/NON-IN
DUSTRIAL**

**GCE 522: AUTRE MATERIEL
DE TRANSPORT / NON
DESTINE A L'INDUSTRIE**

	Intra-EU Intra-EU Intra-EU					Extra-EU Extra-EU Extra-EU									
	VAL	VOL	VOL Δ%	UV	UV Δ%	VAL	VOL	VOL Δ%	UV	UV Δ%					
	Jährliche Indizes					Annual Indices					Indices annuels				
1980	29.8	55.6	-8.3	53.6	11.4	35.6	74.2	-6.9	48.0	11.9					
1981	30.4	52.1	-6.3	58.4	9.0	36.9	66.2	-10.8	55.7	16.0					
1982	29.0	47.0	-9.8	61.6	5.5	37.9	64.2	-3.0	59.0	5.9					
1983	29.4	45.2	-3.8	65.0	5.5	42.5	67.4	5.0	63.0	6.8					
1984	30.0	43.6	-3.5	68.8	5.8	52.8	78.8	16.9	67.0	6.3					
1985	33.7	47.2	8.3	71.4	3.8	66.1	90.8	15.2	72.8	8.7					
1986	35.8	47.4	0.4	75.6	5.9	60.8	78.3	-13.8	77.7	6.7					
1987	42.6	53.4	12.7	79.7	5.4	56.7	70.0	-10.6	81.0	4.2					
1988	62.5	73.1	36.9	85.5	7.3	74.9	85.9	22.7	87.2	7.7					
1989	77.7	84.6	15.7	91.9	7.5	79.4	85.0	-1.0	93.4	7.1					
1990	100.0	100.0	18.2	100.0	8.8	100.0	100.0	17.6	100.0	7.1					
1991	99.2	95.0	-5.0	104.4	4.4	88.7	84.9	-15.1	104.5	4.5					
1992	115.7	105.6	11.2	109.6	5.0	78.5	72.5	-14.6	108.3	3.6					
1993	79.6	69.3	-34.4	114.8	4.7	122.0	109.2	50.6	111.7	3.1					
	Vierteljährliche Indizes					Quarterly Indices					Indices trimestriels				
1989 1	60.4	65.9	12.8	91.7	10.6	65.7	72.1	7.6	91.1	9.0					
1989 2	104.3	114.2	13.6	91.3	4.7	111.9	119.4	16.8	93.7	4.3					
1989 3	74.0	80.7	12.4	91.7	8.1	74.4	76.7	2.8	97.0	4.2					
1989 4	69.3	74.2	21.4	93.4	8.7	84.3	91.8	8.0	91.8	12.4					
1990 1	76.2	76.7	16.4	99.3	8.3	82.8	84.8	17.6	97.7	7.2					
1990 2	145.4	143.4	25.6	101.4	11.1	130.8	129.8	8.7	100.8	7.6					
1990 3	94.8	94.8	17.5	100.0	9.1	83.2	81.9	6.8	101.6	4.7					
1990 4	87.0	88.5	19.3	98.3	5.2	102.0	102.5	11.7	99.5	8.4					
1991 1	82.2	78.3	2.1	105.0	5.7	72.6	70.7	-16.6	102.7	5.1					
1991 2	133.6	127.6	-11.0	104.7	3.3	110.7	104.4	-19.6	106.0	5.2					
1991 3	94.9	91.1	-3.9	104.2	4.2	69.3	66.3	-19.0	104.5	2.9					
1991 4	86.2	83.1	-6.1	103.7	5.5	92.1	88.4	-13.8	104.2	4.7					
1992 1	97.2	87.3	11.5	111.3	6.0	67.4	62.0	-12.3	108.7	5.8					
1992 2	156.6	142.0	11.3	110.3	5.3	105.0	97.4	-6.7	107.8	1.7					
1992 3	100.8	92.4	1.4	109.1	4.7	77.7	72.6	9.5	107.0	2.4					
1992 4	110.4	102.6	23.5	107.6	3.8	81.2	74.0	-16.3	109.7	5.3					
1993 1	74.5	63.0	-27.8	118.2	6.2	87.3	77.7	25.3	112.3	3.3					
1993 2	109.2	93.8	-33.9	116.4	5.5	128.9	116.2	19.3	110.9	2.9					
1993 3	65.0	59.1	-36.0	110.0	0.8	134.6	123.5	70.1	109.0	1.9					
1993 4	69.3	61.1	-40.4	113.4	5.4	137.2	119.5	61.5	114.8	4.6					
	Monatliche Indizes					Monthly Indices					Indices mensuels				
1989 1	44.4	48.9	6.1	90.8	9.7	51.9	60.1	18.3	86.4	9.9					
1989 2	59.1	65.0	37.1	90.9	8.7	69.6	76.0	25.2	91.6	11.0					
1989 3	77.9	83.9	2.9	92.9	12.5	75.5	80.2	-10.5	94.1	7.9					
1989 4	94.1	101.7	37.6	92.5	4.8	105.4	113.0	9.6	93.3	6.0					
1989 5	109.9	120.8	5.5	91.0	3.5	96.4	103.4	-1.4	93.2	5.4					
1989 6	109.0	120.2	6.4	90.7	5.6	133.7	141.8	43.7	94.3	1.3					
1989 7	107.9	116.5	9.0	92.6	8.6	102.4	103.6	15.8	98.8	7.6					
1989 8	55.8	61.5	27.3	90.7	6.2	59.2	61.7	-11.6	96.0	0.6					
1989 9	58.4	64.1	6.3	91.1	9.4	61.8	64.9	0.5	95.2	3.0					
1989 10	68.9	75.9	14.7	90.8	8.5	75.9	85.0	16.1	89.3	7.3					
1989 11	77.2	81.7	30.9	94.5	10.5	87.1	94.6	14.1	92.1	15.4					
1989 12	61.7	64.9	18.9	95.0	6.7	90.1	95.9	-3.0	93.9	14.2					

**BEC 522:
BEFOERDERUNGSMITTEL /
ANDERE / FUER
NICHTINDUSTRIELLE-ERWEN
DUNG**

**BEC 522: TRANSPORT
EQUIPMENT AND PARTS
AND ACCESSORIES
THEREOF/OTHER/NON-IN
DUSTRIAL**

**GCE 522: AUTRE MATERIEL
DE TRANSPORT / NON
DESTINE A L'INDUSTRIE**

	Intra-EU Intra-EU Intra-UE					Extra-EU Extra-EU Extra-UE									
	VAL	VOL	VOL Δ%	UV	UV Δ%	VAL	VOL	VOL Δ%	UV	UV Δ%					
	Monatliche Indizes					Monthly Indices					Indices mensuels				
1990 1	62.9	63.9	15.6	98.4	6.5	78.8	77.1	46.0	102.2	-1.4					
1990 2	78.9	78.6	11.0	100.4	9.5	95.3	92.7	36.9	102.8	-1.5					
1990 3	115.7	114.8	30.2	100.8	7.9	120.0	116.8	13.5	102.7	-1.5					
1990 4	121.9	123.1	8.2	99.0	8.2	120.0	119.6	10.1	100.3	-2.6					
1990 5	149.4	150.2	40.6	99.5	7.6	139.6	138.2	18.5	101.0	-2.1					
1990 6	137.1	135.9	24.0	100.9	9.6	118.2	117.5	3.3	100.6	-1.9					
1990 7	118.7	118.0	36.1	100.6	3.7	112.7	112.7	22.9	100.0	-1.0					
1990 8	70.8	69.3	13.1	102.1	7.1	101.1	104.7	57.2	96.6	-6.3					
1990 9	67.8	67.6	9.9	100.3	4.0	69.9	73.4	24.4	95.2	-7.8					
1990 10	109.3	109.5	25.0	99.8	5.8	82.8	85.1	34.9	97.3	-6.4					
1990 11	102.0	103.1	13.7	98.9	4.4	87.0	88.7	41.0	98.1	-5.9					
1990 12	70.7	71.1	5.5	99.4	1.8	79.9	78.9	26.4	101.3	-1.6					
1991 1	72.5	69.1	8.1	104.9	6.6	99.5	99.6	29.2	99.9	-2.3					
1991 2	91.6	88.4	12.5	103.6	3.2	105.6	103.4	11.5	102.1	-0.7					
1991 3	115.3	109.9	-4.3	104.9	4.1	135.5	128.3	9.8	105.6	2.8					
1991 4	129.3	124.2	0.9	104.1	5.2	183.3	171.0	43.0	107.2	6.9					
1991 5	141.4	135.8	-9.6	104.1	4.6	176.7	164.4	19.0	107.5	6.4					
1991 6	139.0	132.8	-2.3	104.7	3.8	183.8	168.5	43.4	109.1	8.4					
1991 7	111.9	106.3	-9.9	105.3	4.7	153.1	138.9	23.2	110.2	10.2					
1991 8	63.8	60.5	-12.7	105.4	3.2	101.6	93.0	-11.2	109.3	13.1					
1991 9	97.5	93.7	38.6	104.1	3.8	88.8	81.6	11.2	108.8	14.3					
1991 10	123.0	117.4	7.2	104.8	5.0	101.6	96.6	13.5	105.2	8.1					
1991 11	81.5	77.2	-25.1	105.6	6.8	96.2	89.7	1.1	107.3	9.4					
1991 12	82.6	78.8	10.8	104.8	5.4	86.3	78.3	-0.8	110.2	8.8					
1992 1	77.4	72.8	5.4	106.3	1.3	103.5	94.5	-5.1	109.5	9.6					
1992 2	101.0	94.8	7.2	106.5	2.8	133.7	119.7	15.8	111.7	9.4					
1992 3	129.4	120.9	10.0	107.0	2.0	170.9	148.0	15.4	115.5	9.4					
1992 4	139.1	128.0	3.1	108.7	4.4	187.8	165.0	-3.5	113.8	6.2					
1992 5	137.8	127.6	-6.0	108.0	3.7	163.5	147.3	-10.4	111.0	3.3					
1992 6	167.5	157.3	18.4	106.5	1.7	170.0	153.4	-9.0	110.8	1.6					
1992 7	127.5	122.6	15.3	104.0	-1.2	139.4	128.4	-7.6	108.6	-1.5					
1992 8	70.2	68.8	13.7	102.1	-3.1	73.7	72.8	-21.7	101.2	-7.4					
1992 9	97.9	94.5	0.9	103.6	-0.5	90.1	87.8	7.6	102.6	-5.7					
1992 10	137.4	132.6	12.9	103.6	-1.1	88.8	84.5	-12.5	105.1	-0.1					
1992 11	105.1	101.3	31.2	103.8	-1.7	95.9	86.2	-3.9	111.2	3.6					
1992 12	120.2	112.5	42.8	106.8	1.9	99.7	85.9	9.7	116.1	5.4					
1993 1	48.5	46.6	-36.0	104.0	-2.2	123.1	101.8	7.7	120.9	10.4					
1993 2	59.7	53.9	-43.1	110.8	4.0	114.6	91.5	-23.6	125.2	12.1					
1993 3	88.1	81.4	-32.7	108.2	1.1	212.5	170.3	15.1	124.8	8.1					
1993 4	93.5	86.2	-32.7	108.5	-0.2	168.9	136.9	-17.0	123.4	8.4					
1993 5	96.4	88.4	-30.7	109.0	0.9	199.3	164.2	11.5	121.4	9.4					
1993 6	89.7	86.4	-45.1	103.8	-2.5	176.7	141.9	-7.5	124.5	12.4					
1993 7	87.3	82.6	-32.6	105.7	1.6	169.3	140.4	9.3	120.6	11.0					
1993 8	43.7	43.1	-37.4	101.3	-0.8	83.3	68.7	-5.6	121.2	19.8					
1993 9	60.9	57.9	-38.7	105.2	1.5	107.6	85.8	-2.3	125.4	22.2					
1993 10	63.9	60.7	-54.2	105.3	1.6	132.1	103.8	22.8	127.3	21.1					
1993 11	69.5	62.8	-38.0	110.6	6.6	97.8	75.4	-12.5	129.7	16.6					
1993 12	63.0	54.3	-51.7	116.0	8.6	100.5	74.2	-13.6	135.4	16.6					

**BEC 522:
BEFOERDERUNGSMITTEL /
ANDERE / FUER
NICHTINDUSTRIELLE-ERWEN
DUNG**

**BEC 522: TRANSPORT
EQUIPMENT AND PARTS
AND ACCESSORIES
THEREOF/OTHER/NON-IN
DUSTRIAL**

**GCE 522: AUTRE MATERIEL
DE TRANSPORT / NON
DESTINE A L'INDUSTRIE**

	Intra-EU Intra-EU Intra-UE					Extra-EU Extra-EU Extra-UE									
	VAL	VOL	VOL Δ%	UV	UV Δ%	VAL	VOL	VOL Δ%	UV	UV Δ%					
	Monatliche Indizes					Monthly Indices					Indices mensuels				
1990 1	56.1	55.9	14.3	100.3	10.5	63.6	63.4	5.5	100.3	16.1					
1990 2	62.1	62.9	-3.2	98.8	8.7	81.0	83.2	9.5	97.4	6.3					
1990 3	110.6	111.5	32.9	99.2	6.8	103.9	107.8	34.4	96.4	2.4					
1990 4	129.0	126.6	24.5	101.9	10.2	134.7	137.0	21.2	98.3	5.4					
1990 5	155.2	154.0	27.5	100.8	10.8	129.1	127.7	23.5	101.1	8.5					
1990 6	151.9	149.5	24.4	101.6	12.0	129.0	124.8	-12.0	103.4	9.7					
1990 7	134.4	132.9	14.1	101.1	9.2	103.5	101.5	-2.0	102.0	3.2					
1990 8	82.0	82.9	34.8	98.9	9.0	81.2	79.1	28.2	102.6	6.9					
1990 9	68.1	68.4	6.7	99.5	9.2	65.1	65.1	0.3	100.0	5.0					
1990 10	96.8	97.4	28.3	99.4	9.5	82.0	83.5	-1.8	98.2	10.0					
1990 11	98.7	102.4	25.3	96.4	2.0	88.7	90.1	-4.8	98.4	6.8					
1990 12	65.3	65.6	1.1	99.6	4.8	135.3	133.8	39.5	101.1	7.7					
1991 1	65.9	62.4	11.6	105.6	5.3	84.0	82.4	30.0	102.0	1.7					
1991 2	78.0	74.8	18.9	104.3	5.6	62.7	60.7	-27.0	103.3	6.1					
1991 3	102.8	97.8	-12.3	105.1	5.9	71.0	68.9	-36.1	103.1	7.0					
1991 4	118.7	113.5	-10.3	104.6	2.6	97.7	90.4	-34.0	108.1	10.0					
1991 5	130.4	124.2	-19.4	105.0	4.2	137.7	130.8	2.4	105.3	4.2					
1991 6	151.7	145.2	-2.9	104.5	2.9	96.6	92.0	-26.3	105.0	1.5					
1991 7	131.6	126.5	-4.8	104.0	2.9	105.8	101.4	-0.1	104.3	2.3					
1991 8	78.3	73.2	-11.7	107.0	8.2	54.3	50.8	-35.8	106.9	4.2					
1991 9	74.9	73.5	7.5	101.9	2.4	47.9	46.8	-28.1	102.4	2.4					
1991 10	104.2	101.1	3.8	103.1	3.7	71.0	68.9	-17.5	103.0	4.9					
1991 11	77.6	75.0	-26.8	103.5	7.4	92.3	89.8	-0.3	102.8	4.5					
1991 12	76.6	73.2	11.6	104.7	5.1	113.1	106.5	-20.4	106.2	5.0					
1992 1	73.9	66.9	7.2	110.4	4.5	63.5	57.7	-30.0	110.1	7.9					
1992 2	101.7	90.2	20.6	112.7	8.1	62.9	57.4	-5.4	109.6	6.1					
1992 3	115.9	104.7	7.1	110.7	5.3	75.9	71.0	3.0	106.9	3.7					
1992 4	160.9	146.1	28.7	110.1	5.3	116.0	107.6	19.0	107.8	-0.3					
1992 5	118.3	106.9	-13.9	110.7	5.4	94.6	87.2	-33.3	108.5	3.0					
1992 6	190.6	173.0	19.1	110.2	5.5	104.2	97.3	5.8	107.1	2.0					
1992 7	143.2	129.7	2.5	110.4	6.2	99.2	92.8	-8.5	106.9	2.5					
1992 8	78.1	73.3	0.1	106.5	-0.5	49.0	43.5	-14.4	112.6	5.3					
1992 9	81.1	74.1	0.8	109.4	7.4	85.0	81.6	74.4	104.2	1.8					
1992 10	103.1	97.4	-3.7	105.9	2.7	83.4	77.4	12.3	107.7	4.6					
1992 11	119.7	112.9	50.5	106.0	2.4	71.0	64.8	-27.8	109.5	6.5					
1992 12	108.4	97.5	33.2	111.2	6.2	89.3	79.7	-25.2	112.0	5.5					
1993 1	55.5	46.1	-31.1	120.3	9.0	40.8	36.6	-36.6	111.6	1.4					
1993 2	64.5	53.5	-40.7	120.5	6.9	79.2	69.9	21.8	113.3	3.4					
1993 3	103.6	89.4	-14.6	115.9	4.7	141.7	126.5	78.2	112.0	4.8					
1993 4	102.4	87.3	-40.2	117.3	6.5	112.0	102.6	-4.6	109.2	1.3					
1993 5	111.5	95.2	-10.9	117.1	5.8	156.6	141.2	61.9	110.9	2.2					
1993 6	113.6	98.9	-42.8	114.9	4.3	117.9	104.7	7.6	112.6	5.1					
1993 7	93.7	85.0	-34.5	110.2	-0.2	190.0	176.9	90.6	107.4	0.5					
1993 8	38.4	36.2	-50.6	106.2	-0.3	129.6	117.9	171.0	109.9	-2.4					
1993 9	63.1	56.2	-24.2	112.2	2.6	84.1	75.6	-7.4	111.3	6.8					
1993 10	73.0	64.4	-33.9	113.4	7.1	105.0	93.7	21.1	112.1	4.1					
1993 11	67.7	59.5	-47.3	113.7	7.3	167.1	148.3	128.9	112.7	2.9					
1993 12	67.2	59.4	-39.1	113.2	1.8	139.1	116.4	46.0	119.5	6.7					

**BEC 53:
BEFOERDERUNGSMITTEL
UND TEILE UND ZUBEHOER
DAVON / TEILE UND
ZUBEHOER**

**BEC 53: TRANSPORT
EQUIPMENT AND PARTS
AND ACCESSORIES
THEREOF/PARTS AND
ACCESSOR.**

**GCE 53: PARTIES, PIECES
DETACHEES ET
ACCESSOIRES**

	Intra-EU Intra-EU Intra-UE					Extra-EU Extra-EU Extra-UE									
	VAL	VOL	VOL Δ%	UV	UV Δ%	VAL	VOL	VOL Δ%	UV	UV Δ%					
	Jährliche Indizes					Annual Indices					Indices annuels				
1980	38.6	73.8	-9.4	52.3	8.3	26.8	52.0	6.1	51.6	11.7					
1981	44.3	76.6	3.8	57.8	10.5	35.5	58.5	12.5	60.6	17.4					
1982	50.1	80.3	4.8	62.4	8.0	41.3	62.1	6.2	66.5	9.7					
1983	54.0	80.3	0.0	67.2	7.7	46.4	64.4	3.7	72.0	8.3					
1984	56.9	79.1	-1.5	71.9	7.0	53.4	65.6	1.9	81.4	13.1					
1985	63.4	82.3	4.0	77.0	7.1	60.5	68.8	4.9	87.9	8.0					
1986	72.6	88.7	7.8	81.9	6.4	58.8	68.5	-0.4	85.9	-2.3					
1987	81.8	97.2	9.6	84.2	2.8	65.2	76.7	12.0	85.0	-1.0					
1988	81.9	90.4	-7.0	90.6	7.6	79.9	87.8	14.5	91.0	7.1					
1989	95.5	99.8	10.4	95.7	5.6	93.1	93.6	6.6	99.5	9.3					
1990	100.0	100.0	0.2	100.0	4.5	100.0	100.0	6.8	100.0	0.5					
1991	106.0	101.5	1.5	104.4	4.4	116.3	110.9	10.9	104.9	4.9					
1992	118.5	109.6	8.0	108.1	3.5	113.6	106.6	-3.9	106.6	1.6					
1993	108.2	98.3	-10.3	110.1	1.9	125.1	105.4	-1.1	118.7	11.4					
	Vierteljährliche Indizes					Quarterly Indices					Indices trimestriels				
1989 1	93.6	99.4	18.3	94.2	4.3	93.3	93.8	14.7	99.5	14.9					
1989 2	103.4	108.4	17.8	95.4	5.3	99.2	97.8	9.0	101.4	12.7					
1989 3	86.6	88.9	7.0	97.4	6.9	86.6	87.2	2.0	99.3	5.8					
1989 4	101.9	106.3	5.5	95.9	6.2	96.4	98.6	7.4	97.8	4.9					
1990 1	102.5	102.9	3.5	99.6	5.7	98.2	97.0	3.4	101.2	1.7					
1990 2	104.6	104.6	-3.5	100.0	4.8	102.6	100.9	3.2	101.7	0.3					
1990 3	91.3	90.4	1.7	101.0	3.7	93.1	94.6	8.5	98.4	-0.9					
1990 4	102.3	102.8	-3.3	99.5	3.8	105.9	107.3	8.8	98.7	0.9					
1991 1	103.1	100.3	-2.5	102.8	3.2	109.9	108.9	12.3	100.9	-0.3					
1991 2	108.8	104.1	-0.5	104.5	4.5	118.5	110.3	9.3	107.4	5.6					
1991 3	98.1	92.6	2.4	105.9	4.9	112.8	106.2	12.3	106.2	7.9					
1991 4	111.3	106.5	3.6	104.5	5.0	118.9	113.0	5.3	105.2	6.6					
1992 1	124.0	114.8	14.5	108.0	5.1	118.0	110.7	1.7	106.6	5.6					
1992 2	124.7	115.5	11.0	108.0	3.3	117.4	110.2	-0.1	106.5	-0.8					
1992 3	108.8	99.7	7.7	109.1	3.0	108.3	106.3	0.1	101.9	-4.0					
1992 4	120.1	111.7	4.9	107.5	2.9	118.2	105.9	-6.3	111.6	6.1					
1993 1	105.6	98.9	-13.9	106.8	-1.1	116.0	102.1	-7.8	113.6	6.6					
1993 2	113.3	104.8	-9.3	108.1	0.1	129.6	111.0	0.7	116.8	9.7					
1993 3	95.2	83.4	-16.3	114.2	4.7	122.8	101.1	-4.9	121.5	19.2					
1993 4	113.9	101.7	-9.0	112.0	4.2	131.9	107.3	1.3	122.9	10.1					
	Monatliche Indizes					Monthly Indices					Indices mensuels				
1989 1	88.4	94.5	38.4	93.5	4.7	87.6	89.8	20.2	97.6	15.1					
1989 2	92.5	99.3	10.6	93.2	4.4	88.1	89.4	11.3	98.6	13.7					
1989 3	100.0	104.4	11.2	95.8	4.2	104.1	102.0	12.8	102.1	16.2					
1989 4	101.1	105.1	19.7	96.2	5.8	99.3	96.4	10.6	103.0	12.3					
1989 5	94.4	99.6	8.0	94.8	4.9	95.9	94.6	8.5	101.4	14.1					
1989 6	114.6	120.5	25.4	95.1	4.9	102.3	102.5	8.0	99.8	11.4					
1989 7	95.5	98.0	7.8	97.4	8.7	86.2	85.1	3.2	101.3	6.4					
1989 8	68.7	68.8	-2.1	99.9	7.8	78.7	80.2	0.5	98.1	5.7					
1989 9	95.8	100.0	13.5	95.8	4.8	94.9	96.4	2.3	98.4	5.0					
1989 10	108.9	114.6	12.1	95.0	6.3	101.2	102.1	5.4	99.1	8.1					
1989 11	104.6	108.2	6.0	96.7	7.6	99.4	100.8	10.3	98.6	6.1					
1989 12	92.4	96.2	-2.0	96.0	4.7	88.5	92.9	6.8	95.3	0.0					

EU Ausfuhr
BEC 53:
BEFOERDERUNGSMITTEL
UND TEILE UND ZUBEHOER
DAVON / TEILE UND
ZUBEHOER

EU Exports
BEC 53: TRANSPORT
EQUIPMENT AND PARTS
AND ACCESSORIES
THEREOF/PARTS AND
ACCESSOR.

Exportations UE
GCE 53: PARTIES, PIECES
DETACHEES ET
ACCESSOIRES

	Intra-EU Intra-EU Intra-UE					Extra-EU Extra-EU Extra-UE									
	VAL	VOL	VOL Δ%	UV	UV Δ%	VAL	VOL	VOL Δ%	UV	UV Δ%					
	Jährliche Indizes					Annual Indices					Indices annuels				
1980	34.4	69.4	-11.5	49.5	10.5	50.1	106.0	1.5	47.3	11.3					
1981	38.0	69.0	-0.6	55.1	11.3	58.1	105.6	-0.4	55.0	16.3					
1982	42.5	69.4	0.6	61.3	11.3	62.9	99.1	-6.2	63.5	15.5					
1983	45.0	68.3	-1.6	65.9	7.5	67.5	97.8	-1.3	69.0	8.7					
1984	48.9	69.1	1.2	70.7	7.3	79.7	106.4	8.8	74.9	8.6					
1985	53.9	69.9	1.2	77.1	9.1	84.7	104.7	-1.6	80.9	8.0					
1986	61.9	76.9	10.0	80.5	4.4	79.7	96.9	-7.4	82.3	1.7					
1987	70.0	82.7	7.5	84.7	5.2	80.9	95.5	-1.4	84.7	2.9					
1988	80.2	89.2	7.9	89.9	6.1	88.5	97.7	2.3	90.6	7.0					
1989	92.9	97.6	9.4	95.2	5.9	95.3	97.0	-0.7	98.2	8.4					
1990	100.0	100.0	2.5	100.0	5.0	100.0	100.0	3.1	100.0	1.8					
1991	106.3	103.7	3.7	102.5	2.5	107.8	101.1	1.1	106.6	6.6					
1992	114.3	105.1	1.4	108.8	6.1	112.1	99.0	-2.1	113.2	6.2					
1993	102.5	86.7	-17.5	118.2	8.6	125.9	105.0	6.1	119.9	5.9					
	Vierteljährliche Indizes					Quarterly Indices					Indices trimestriels				
1989 1	91.8	97.9	16.0	93.8	4.7	94.7	97.3	6.1	97.3	9.1					
1989 2	101.1	106.2	13.3	95.2	7.1	94.7	96.0	-0.2	98.6	8.8					
1989 3	83.5	86.4	8.7	96.7	5.9	92.4	92.1	-4.8	100.3	10.5					
1989 4	94.4	98.9	-0.7	95.5	6.2	101.5	105.0	1.7	96.7	5.5					
1990 1	99.9	101.2	3.4	98.7	5.2	98.8	100.1	2.9	98.7	1.4					
1990 2	102.4	102.0	-4.0	100.4	5.5	100.9	100.5	4.7	100.4	1.8					
1990 3	87.6	86.3	-0.1	101.5	5.0	94.1	92.6	0.5	101.6	1.3					
1990 4	110.7	111.0	12.2	99.7	4.4	106.3	106.9	1.8	99.4	2.8					
1991 1	104.8	103.4	2.2	101.4	2.7	99.0	95.7	-4.4	103.5	4.9					
1991 2	110.4	108.0	5.9	102.2	1.8	107.2	100.0	-0.5	107.2	6.8					
1991 3	96.5	93.7	8.6	103.0	1.5	106.2	98.1	5.9	108.3	6.6					
1991 4	112.7	109.0	-1.8	103.4	3.7	116.1	108.2	1.2	107.3	7.9					
1992 1	122.1	113.7	10.0	107.4	5.9	111.1	97.7	2.1	113.7	9.9					
1992 2	120.7	112.7	4.4	107.1	4.8	115.4	101.5	1.5	113.7	6.1					
1992 3	102.1	92.2	-1.6	110.7	7.5	108.4	96.1	-2.0	112.8	4.2					
1992 4	114.0	103.0	-5.5	110.7	7.1	119.7	106.3	-1.8	112.6	4.9					
1993 1	101.9	87.5	-23.0	116.5	8.5	127.3	106.3	8.8	119.8	5.4					
1993 2	104.4	88.8	-21.2	117.6	9.8	119.1	100.9	-0.6	118.0	3.8					
1993 3	88.8	73.0	-20.8	121.6	9.8	122.3	101.4	5.5	120.6	6.9					
1993 4	109.0	92.5	-10.2	117.8	6.4	134.9	111.4	4.8	121.1	7.5					
	Monatliche Indizes					Monthly Indices					Indices mensuels				
1989 1	86.5	93.2	27.5	92.8	5.1	90.6	92.8	14.4	97.6	8.7					
1989 2	89.9	95.7	18.4	93.9	5.5	88.6	90.2	-0.1	98.2	12.4					
1989 3	99.4	105.0	5.5	94.7	4.0	105.0	108.9	5.0	96.4	6.6					
1989 4	96.8	102.3	18.3	94.6	4.4	93.7	95.0	5.3	98.6	8.6					
1989 5	97.1	102.2	11.7	95.0	5.0	88.4	91.0	-7.0	97.1	7.9					
1989 6	109.5	114.2	10.9	95.9	11.3	101.9	101.9	1.3	100.0	9.9					
1989 7	88.6	90.9	5.9	97.5	6.7	95.0	94.2	-2.9	100.8	11.3					
1989 8	66.0	67.0	9.8	98.5	5.6	88.5	89.4	-8.0	99.0	9.3					
1989 9	96.0	101.3	10.6	94.8	5.6	93.6	92.7	-3.4	101.0	10.7					
1989 10	102.2	107.0	7.6	95.5	7.3	102.9	105.0	8.1	98.0	5.6					
1989 11	95.0	100.5	0.7	94.5	4.9	99.4	103.3	1.0	96.2	4.1					
1989 12	86.1	89.2	-10.4	96.5	6.6	102.3	106.7	-3.1	95.9	6.4					

**BEC 53:
BEFOERERUNGSMITTEL
UND TEILE UND ZUBEHOER
DAVON / TEILE UND
ZUBEHOER**

**BEC 53: TRANSPORT
EQUIPMENT AND PARTS
AND ACCESSORIES
THEREOF/PARTS AND
ACCESSOR.**

**GCE 53: PARTIES, PIECES
DETACHEES ET
ACCESSOIRES**

	Intra-EU Intra-EU Intra-UE					Extra-EU Extra-EU Extra-UE									
	VAL	VOL	VOL Δ%	UV	UV Δ%	VAL	VOL	VOL Δ%	UV	UV Δ%					
	Monatliche Indizes					Monthly indices					Indices mensuels				
1990 1	97.0	97.6	3.3	99.4	6.3	95.2	94.9	5.7	100.3	2.8					
1990 2	99.9	101.0	1.7	98.9	6.1	93.2	92.3	3.2	101.0	2.4					
1990 3	110.2	109.9	5.3	100.3	4.7	106.2	103.8	1.8	102.3	0.2					
1990 4	100.3	100.2	-4.7	100.1	4.1	100.0	97.9	1.6	102.1	-0.9					
1990 5	105.9	105.7	6.1	100.2	5.7	103.5	102.1	7.9	101.4	0.0					
1990 6	107.7	108.0	-10.4	99.7	4.8	104.3	102.7	0.2	101.6	1.8					
1990 7	105.8	104.0	6.1	101.7	4.4	94.3	94.0	10.5	100.3	-1.0					
1990 8	74.3	72.0	4.7	103.2	3.3	91.6	95.3	18.8	96.1	-2.0					
1990 9	94.0	95.3	-4.7	98.6	2.9	93.4	94.4	-2.1	98.9	0.5					
1990 10	109.7	111.5	-2.7	98.4	3.6	119.3	121.5	19.0	98.2	-0.9					
1990 11	108.4	108.7	0.5	99.7	3.1	109.0	110.8	9.9	98.4	-0.2					
1990 12	88.9	88.3	-8.2	100.7	4.9	89.3	89.5	-3.7	99.8	4.7					
1991 1	99.7	97.6	0.0	102.2	2.8	113.4	111.3	17.3	101.9	1.6					
1991 2	100.9	99.1	-1.9	101.8	2.9	101.1	102.6	11.2	98.5	-2.5					
1991 3	108.9	104.3	-5.1	104.4	4.1	115.2	112.9	8.8	102.0	-0.3					
1991 4	110.5	106.0	5.8	104.2	4.1	121.9	113.3	15.7	107.6	5.4					
1991 5	105.9	101.2	-4.3	104.6	4.4	118.6	111.6	9.3	106.3	4.8					
1991 6	109.9	105.0	-2.8	104.7	5.0	114.8	105.9	3.1	108.4	6.7					
1991 7	114.8	108.3	4.1	106.0	4.2	118.8	112.1	19.3	106.0	5.7					
1991 8	74.4	68.1	-5.4	109.2	5.8	100.6	95.1	-0.2	105.8	10.1					
1991 9	105.2	101.5	6.5	103.6	5.1	118.8	111.3	17.9	106.7	7.9					
1991 10	118.5	114.4	2.6	103.6	5.3	130.7	124.7	2.6	104.8	6.7					
1991 11	112.1	107.3	-1.3	104.5	4.8	120.3	113.9	2.8	105.6	7.3					
1991 12	103.2	97.7	10.6	105.6	4.9	105.7	100.4	12.2	105.3	5.5					
1992 1	114.3	106.6	9.2	107.2	4.9	114.2	108.0	-3.0	105.7	3.7					
1992 2	124.2	114.6	15.6	108.4	6.5	110.7	103.2	0.6	107.3	8.9					
1992 3	133.5	123.2	18.1	108.4	3.8	129.0	120.9	7.1	106.7	4.6					
1992 4	128.5	119.1	12.4	107.9	3.6	122.7	116.5	2.8	105.3	-2.1					
1992 5	120.4	110.9	9.6	108.6	3.8	109.9	102.2	-8.4	107.5	1.1					
1992 6	125.0	116.4	10.9	107.4	2.6	119.5	112.0	5.8	106.7	-1.6					
1992 7	126.3	116.6	7.7	108.3	2.2	111.3	108.1	-3.6	103.0	-2.8					
1992 8	80.6	71.8	5.4	112.3	2.8	98.7	99.7	4.8	99.0	-6.4					
1992 9	119.4	110.7	9.1	107.9	4.2	114.8	110.9	-0.4	103.5	-3.0					
1992 10	130.3	123.6	8.0	105.4	1.7	121.4	113.0	-9.4	107.4	2.5					
1992 11	121.3	112.9	5.2	107.4	2.8	117.5	102.4	-10.1	114.7	8.6					
1992 12	108.9	98.8	1.1	110.2	4.4	115.7	102.3	1.9	113.1	7.4					
1993 1	96.5	93.9	-11.9	102.8	-4.1	101.8	92.1	-14.7	110.5	4.5					
1993 2	107.6	96.5	-15.8	111.5	2.9	117.5	105.8	2.5	111.1	3.5					
1993 3	112.8	106.4	-13.6	106.0	-2.2	128.7	108.4	-10.3	118.7	11.2					
1993 4	118.6	111.9	-6.0	106.0	-1.8	134.2	115.6	-0.8	116.1	10.3					
1993 5	107.7	101.2	-8.7	106.4	-2.0	121.6	105.3	3.0	115.5	7.4					
1993 6	113.3	101.2	-13.1	112.0	4.3	132.8	112.0	0.0	118.6	11.2					
1993 7	102.1	90.9	-22.0	112.3	3.7	124.6	105.9	-2.0	117.7	14.3					
1993 8	72.6	62.5	-13.0	116.2	3.5	109.7	89.3	-10.4	122.8	24.0					
1993 9	111.2	97.0	-12.4	114.6	6.2	134.1	108.0	-2.6	124.2	20.0					
1993 10	114.7	103.0	-16.7	111.4	5.7	126.7	103.8	-8.1	122.1	13.7					
1993 11	114.3	102.8	-8.9	111.2	3.5	138.5	113.9	11.2	121.6	6.0					
1993 12	112.9	99.4	0.6	113.6	3.1	130.5	104.2	1.9	125.2	10.7					

**BEC 53:
BEFOERDERUNGSMITTEL
UND TEILE UND ZUBEHOER
DAVON / TEILE UND
ZUBEHOER**

**BEC 53: TRANSPORT
EQUIPMENT AND PARTS
AND ACCESSORIES
THEREOF/PARTS AND
ACCESSOR.**

**GCE 53: PARTIES, PIECES
DETACHEES ET
ACCESSOIRES**

	Intra-EU Intra-EU Intra-UE					Extra-EU Extra-EU Extra-UE									
	VAL	VOL	VOL Δ%	UV	UV Δ%	VAL	VOL	VOL Δ%	UV	UV Δ%					
	Monatliche Indizes					Monthly Indices					Indices mensuels				
1990 1	100.3	101.4	8.8	98.9	6.6	92.1	93.3	0.5	98.7	1.1					
1990 2	92.7	93.6	-2.2	99.0	5.4	96.6	96.9	7.4	99.7	1.5					
1990 3	106.6	108.6	3.4	98.2	3.7	107.8	110.2	1.2	97.8	1.5					
1990 4	97.7	97.1	-5.1	100.6	6.3	96.4	96.4	1.5	100.0	1.4					
1990 5	101.3	100.2	-2.0	101.1	6.4	104.3	103.3	13.5	101.0	4.0					
1990 6	108.2	108.7	-4.8	99.5	3.8	102.1	101.7	-0.2	100.4	0.4					
1990 7	101.5	99.1	9.0	102.4	5.0	102.2	97.8	3.8	104.5	3.7					
1990 8	67.5	65.0	-3.0	103.8	5.4	88.2	86.6	-3.1	101.8	2.8					
1990 9	94.0	94.9	-6.3	99.0	4.4	91.8	93.3	0.6	98.4	-2.6					
1990 10	118.3	117.7	10.0	100.5	5.2	115.4	114.3	8.9	101.0	3.1					
1990 11	107.1	108.6	8.1	98.6	4.3	102.5	104.0	0.7	98.6	2.5					
1990 12	106.6	106.7	19.6	99.9	3.5	100.6	102.2	-4.2	98.4	2.6					
1991 1	103.8	102.6	1.2	101.2	2.3	96.5	94.6	1.4	102.0	3.3					
1991 2	104.3	103.7	10.8	100.6	1.6	95.3	91.2	-5.9	104.5	4.8					
1991 3	106.4	103.9	-4.3	102.4	4.3	105.5	101.3	-8.1	104.1	6.4					
1991 4	111.5	109.4	12.7	101.9	1.3	106.6	100.8	4.6	105.8	5.8					
1991 5	107.5	105.4	5.2	102.0	0.9	103.9	96.5	-6.6	107.7	6.6					
1991 6	111.9	109.1	0.4	102.6	3.1	110.9	102.6	0.9	108.1	7.7					
1991 7	109.5	104.4	5.3	104.9	2.4	114.6	105.4	7.8	108.7	4.0					
1991 8	72.3	69.9	7.5	103.4	-0.4	99.0	89.9	3.8	110.1	8.2					
1991 9	107.9	106.8	12.5	101.0	2.0	105.4	99.2	6.3	106.2	7.9					
1991 10	123.1	122.9	4.4	100.2	-0.3	119.9	113.3	-0.9	105.8	4.8					
1991 11	112.2	107.1	-1.4	104.8	6.3	114.8	107.5	3.4	106.8	8.3					
1991 12	102.7	97.0	-9.1	105.9	6.0	113.3	103.7	1.5	109.3	11.1					
1992 1	114.6	106.0	3.3	108.1	6.8	103.1	92.8	-1.9	111.1	8.9					
1992 2	119.7	110.4	6.5	108.4	7.8	111.6	97.0	6.4	115.0	10.0					
1992 3	132.1	124.9	20.2	105.8	3.3	118.5	103.2	1.9	114.8	10.3					
1992 4	122.9	116.2	6.2	105.8	3.8	125.1	109.3	8.4	114.5	8.2					
1992 5	119.2	111.8	6.1	106.6	4.5	108.0	96.7	0.2	111.7	3.7					
1992 6	119.9	110.2	1.0	108.8	6.0	113.2	98.5	-4.0	114.9	6.3					
1992 7	117.5	106.8	2.3	110.0	4.9	121.1	108.3	2.8	111.8	2.9					
1992 8	70.3	60.9	-12.9	115.5	11.7	90.9	80.4	-10.6	113.1	2.7					
1992 9	118.6	109.0	2.1	108.8	7.7	113.1	99.5	0.3	113.7	7.1					
1992 10	125.3	114.7	-6.7	109.2	9.0	125.6	114.3	0.9	109.9	3.9					
1992 11	111.6	100.7	-6.0	110.8	5.7	111.7	97.6	-9.2	114.4	7.1					
1992 12	105.2	93.5	-3.6	112.5	6.2	121.8	107.0	3.2	113.8	4.1					
1993 1	86.8	76.4	-27.9	113.6	5.1	136.5	115.6	24.6	118.1	6.3					
1993 2	104.2	91.2	-17.4	114.3	5.4	117.0	97.9	0.9	119.5	3.9					
1993 3	115.1	95.1	-23.9	121.0	14.4	128.2	105.1	1.8	122.0	6.3					
1993 4	111.6	94.1	-19.0	118.6	12.1	118.5	98.7	-9.7	120.1	4.9					
1993 5	100.2	84.8	-24.2	118.2	10.9	110.5	96.3	-0.4	114.7	2.7					
1993 6	101.5	87.6	-20.5	115.9	6.5	127.9	107.6	9.2	118.9	3.5					
1993 7	90.1	74.1	-30.6	121.6	10.5	135.1	112.9	4.2	119.7	7.1					
1993 8	66.7	54.1	-11.2	123.3	6.8	105.2	86.1	7.1	122.2	8.0					
1993 9	109.6	91.0	-16.5	120.4	10.7	126.2	105.0	5.5	120.2	5.7					
1993 10	105.4	89.3	-22.1	118.0	8.1	130.5	106.3	-7.0	122.8	11.7					
1993 11	117.5	98.9	-1.8	118.8	7.2	126.8	104.6	7.2	121.2	5.9					
1993 12	103.9	89.3	-4.5	116.4	3.5	147.6	123.4	15.3	119.6	5.1					

BEC 6: KONSUMGUETER
A.N.G.BEC 6: CONSUMER
GOODS NOT ELSEWHERE
SPECIFIEDGCE 6: BIENS DE
CONSOMMATION NON
DESIGNES AILLEURS

	Intra-EU Intra-EU Intra-UE					Extra-EU Extra-EU Extra-UE					
	VAL	VOL	VOL Δ%	UV	UV Δ%	VAL	VOL	VOL Δ%	UV	UV Δ%	
	Jährliche Indizes			Annual Indices			Indices annuels				
1980	39.9	60.7	0.5	65.8	9.8	35.5	53.6	9.8	66.3	8.2	
1981	42.6	60.0	-1.2	71.0	7.9	41.5	52.9	-1.3	78.4	18.3	
1982	47.1	61.2	2.0	76.9	8.3	43.1	50.6	-4.3	85.1	8.5	
1983	50.8	62.2	1.6	81.7	6.2	46.3	52.0	2.8	89.1	4.7	
1984	57.1	65.8	5.8	86.8	6.2	54.3	55.4	6.5	98.0	10.0	
1985	63.5	69.8	6.1	91.0	4.8	57.4	55.9	0.9	102.7	4.8	
1986	69.7	75.1	7.6	92.8	2.0	62.6	65.6	17.4	95.5	-7.0	
1987	75.6	80.9	7.7	93.5	0.8	73.4	79.0	20.4	92.9	-2.7	
1988	77.8	82.0	1.4	94.9	1.5	80.3	82.7	4.7	97.1	4.5	
1989	88.5	90.1	9.9	98.2	3.5	91.9	87.9	6.3	104.5	7.6	
1990	100.0	100.0	11.0	100.0	1.8	100.0	100.0	13.8	100.0	-4.3	
1991	109.7	107.5	7.5	102.0	2.0	117.7	112.4	12.4	104.7	4.7	
1992	113.3	108.8	1.2	104.1	2.1	120.9	114.3	1.7	105.8	1.1	
1993	98.0	93.2	-14.3	105.2	1.1	129.4	114.6	0.3	112.9	6.7	
	Vierteljährliche Indizes			Quarterly Indices			Indices trimestriels				
1989 1	87.2	88.3	10.9	98.7	1.8	90.1	87.7	10.9	102.7	7.7	
1989 2	84.6	87.5	14.1	96.7	4.2	88.4	85.0	11.3	104.0	10.3	
1989 3	87.9	88.5	9.1	99.3	3.5	94.6	88.9	5.7	106.4	6.8	
1989 4	96.7	98.8	11.3	97.9	4.5	97.5	92.9	5.4	104.9	6.3	
1990 1	100.0	98.4	11.4	101.6	2.9	98.9	96.2	9.7	102.8	0.1	
1990 2	93.9	94.8	8.3	99.0	2.4	93.9	93.1	9.5	100.9	-3.0	
1990 3	97.8	96.9	9.5	100.9	1.6	101.1	101.8	14.5	99.3	-6.7	
1990 4	108.6	110.0	11.3	98.7	0.8	106.3	109.1	17.4	97.4	-7.1	
1991 1	110.2	107.5	9.2	102.5	0.9	111.8	111.9	16.3	99.9	-2.8	
1991 2	102.2	101.7	7.3	100.5	1.5	111.5	106.9	14.8	104.3	3.4	
1991 3	110.0	106.9	10.3	102.9	2.0	125.8	115.8	13.8	108.6	9.4	
1991 4	114.7	112.6	2.4	101.9	3.2	121.2	114.6	5.0	105.8	8.6	
1992 1	117.5	110.6	2.9	106.2	3.6	125.1	116.7	4.3	107.2	7.3	
1992 2	105.0	101.6	-0.1	103.3	2.8	111.7	105.3	-1.5	106.1	1.7	
1992 3	113.4	109.1	2.1	103.9	1.0	124.5	119.7	3.4	104.0	-4.2	
1992 4	120.3	116.7	3.6	103.1	1.2	127.0	119.9	4.6	105.9	0.1	
1993 1	96.1	90.7	-18.0	106.0	-0.2	126.4	112.0	-4.0	112.9	5.3	
1993 2	89.1	85.3	-16.0	104.4	1.1	119.9	107.9	2.5	111.1	4.7	
1993 3	95.4	90.1	-17.4	105.9	1.9	135.7	118.9	-0.7	114.1	9.7	
1993 4	104.5	100.0	-14.3	104.5	1.4	136.0	119.9	0.0	113.4	7.1	
	Monatliche Indizes			Monthly Indices			Indices mensuels				
1989 1	79.6	81.3	27.0	97.9	2.1	88.6	87.1	26.2	101.7	9.5	
1989 2	86.6	86.9	5.8	99.6	2.5	88.3	85.6	7.4	103.1	7.7	
1989 3	95.3	96.7	4.1	98.6	1.0	93.6	90.5	2.1	103.4	6.4	
1989 4	85.0	87.1	16.3	97.6	4.3	86.6	84.2	16.8	102.8	8.7	
1989 5	79.9	83.1	9.5	96.2	3.9	85.3	82.6	10.3	103.3	9.3	
1989 6	89.1	92.3	16.4	96.5	4.6	93.2	88.3	7.4	105.6	12.5	
1989 7	89.5	90.6	10.9	98.8	4.1	89.0	83.6	4.9	106.5	8.7	
1989 8	80.6	80.4	11.2	100.3	3.5	91.9	87.0	6.9	105.6	5.9	
1989 9	93.4	94.4	5.7	98.9	2.9	102.8	96.2	5.6	106.9	6.1	
1989 10	106.8	108.6	13.7	98.3	5.1	108.9	103.0	10.2	105.7	5.8	
1989 11	98.0	100.5	13.3	97.5	4.7	99.2	94.6	5.1	104.9	6.9	
1989 12	85.6	87.4	6.2	97.9	3.5	84.3	81.0	0.4	104.1	6.1	

EU Ausfuhr
BEC 6: KONSUMGUETER
A.N.G.

EU Exports
BEC 6: CONSUMER
GOODS NOT ELSEWHERE
SPECIFIED

Exportations UE
GCE 6: BIENS DE
CONSOMMATION NON
DESIGNES AILLEURS

	Intra-EU Intra-EU Intra-UE					Extra-EU Extra-EU Extra-UE									
	VAL	VOL	VOL Δ%	UV	UV Δ%	VAL	VOL	VOL Δ%	UV	UV Δ%					
	Jährliche Indizes					Annual Indices					Indices annuels				
1980	38.6	61.2	0.2	63.0	9.8	41.4	69.1	1.5	59.9	11.3					
1981	41.5	61.0	-0.3	68.1	8.1	50.2	75.3	9.0	66.7	11.4					
1982	46.2	62.3	2.1	74.2	9.0	55.5	76.5	1.6	72.5	8.7					
1983	50.0	63.4	1.8	78.8	6.2	60.9	78.9	3.1	77.2	6.5					
1984	57.6	68.9	8.7	83.6	6.1	74.6	90.4	14.6	82.5	6.9					
1985	64.0	72.6	5.4	88.1	5.4	84.5	96.8	7.1	87.3	5.8					
1986	70.5	78.2	7.7	90.2	2.4	80.5	91.9	-5.1	87.6	0.3					
1987	76.4	84.0	7.4	90.9	0.8	79.5	89.9	-2.2	88.4	0.9					
1988	78.3	82.8	-1.4	94.6	4.1	81.8	87.4	-2.8	93.6	5.9					
1989	88.5	90.0	8.7	98.3	3.9	96.0	96.7	10.6	99.3	6.1					
1990	100.0	100.0	11.1	100.0	1.7	100.0	100.0	3.4	100.0	0.7					
1991	107.9	106.2	6.2	101.6	1.6	100.4	97.4	-2.6	103.1	3.1					
1992	112.5	109.1	2.7	103.1	1.5	105.8	100.7	3.4	105.1	1.9					
1993	108.3	100.3	-8.1	108.0	4.8	115.1	107.8	7.1	106.8	1.6					
	Vierteljährliche Indizes					Quarterly Indices					Indices trimestriels				
1989 1	87.5	88.1	11.4	99.3	3.3	90.0	90.5	19.6	99.4	5.3					
1989 2	85.2	88.1	11.7	96.7	4.3	96.4	98.3	17.3	98.1	7.1					
1989 3	86.8	87.1	5.7	99.6	3.9	102.0	101.6	16.1	100.4	5.8					
1989 4	95.1	97.2	8.6	97.8	4.5	110.9	111.9	19.8	99.1	6.1					
1990 1	99.8	97.8	11.0	102.0	2.7	100.0	98.9	9.3	101.1	1.7					
1990 2	94.9	96.3	9.3	98.5	1.9	98.6	99.7	1.4	98.9	0.8					
1990 3	97.0	96.3	10.6	100.7	1.1	100.3	99.5	-2.1	100.8	0.4					
1990 4	108.1	109.3	12.4	98.9	1.1	100.9	101.7	-9.1	99.2	0.1					
1991 1	111.0	108.0	10.4	102.8	0.8	93.0	90.1	-8.9	103.2	2.1					
1991 2	101.8	101.6	5.5	100.2	1.7	94.4	92.3	-7.4	102.3	3.4					
1991 3	106.2	103.4	7.4	102.7	2.0	101.7	97.2	-2.3	104.6	3.8					
1991 4	113.0	112.1	2.6	100.8	1.9	110.2	107.8	6.0	102.2	3.0					
1992 1	117.8	111.8	3.5	105.4	2.5	110.4	102.5	13.8	107.7	4.4					
1992 2	105.2	103.0	1.4	102.1	1.9	104.1	99.6	7.9	104.5	2.2					
1992 3	113.0	109.3	5.7	103.4	0.7	113.8	108.8	11.9	104.6	0.0					
1992 4	117.6	115.9	3.4	101.5	0.7	115.9	111.9	3.8	103.6	1.4					
1993 1	109.5	99.3	-11.2	110.3	4.6	105.0	96.7	-5.7	108.6	0.8					
1993 2	99.2	92.6	-10.1	107.1	4.9	108.1	101.7	2.1	106.3	1.7					
1993 3	106.3	97.8	-10.5	108.7	5.1	117.5	110.1	1.2	106.7	2.0					
1993 4	113.8	107.4	-7.3	106.0	4.4	130.5	123.1	10.0	106.0	2.3					
	Monatliche Indizes					Monthly Indices					Indices mensuels				
1989 1	78.2	79.4	20.9	98.5	4.2	81.8	83.4	27.3	98.1	6.5					
1989 2	88.0	88.2	10.5	99.8	2.4	88.5	88.2	17.1	100.3	4.6					
1989 3	96.3	96.8	5.3	99.5	3.4	99.7	100.0	15.7	99.7	5.3					
1989 4	83.4	85.3	10.6	97.8	4.3	93.7	94.7	22.2	98.9	6.3					
1989 5	80.2	83.6	8.0	95.9	4.5	90.7	92.5	12.3	98.0	7.7					
1989 6	92.2	95.5	16.0	96.5	4.4	105.0	107.7	17.8	97.5	7.1					
1989 7	90.8	91.1	5.9	99.7	4.0	107.3	107.1	15.7	100.2	6.3					
1989 8	72.5	72.4	6.2	100.2	4.6	94.6	93.6	17.1	101.1	6.2					
1989 9	96.8	97.8	5.2	99.0	3.3	104.0	104.1	15.7	99.9	4.9					
1989 10	104.1	105.9	11.0	98.3	5.8	116.9	116.9	21.4	100.0	6.5					
1989 11	96.4	99.0	10.7	97.4	3.8	111.3	112.5	19.7	98.9	6.6					
1989 12	84.7	86.5	3.3	97.9	3.8	104.4	106.2	18.1	98.3	5.2					

EU Einfuhr
BEC 6: KONSUMGUETER
A.N.G.

EU Imports
BEC 6: CONSUMER
GOODS NOT ELSEWHERE
SPECIFIED

Importations UE
GCE 6: BIENS DE
CONSOMMATION NON
DESIGNES AILLEURS

	Intra-EU Intra-EU Intra-UE					Extra-EU Extra-EU Extra-UE									
	VAL	VOL	VOL Δ%	UV	UV Δ%	VAL	VOL	VOL Δ%	UV	UV Δ%					
	Monatliche Indizes					Monthly Indices					Indices mensuels				
1990 1	91.6	91.1	12.1	100.6	2.8	101.5	98.1	12.6	103.5	1.8					
1990 2	96.6	94.1	8.3	102.7	3.1	93.8	91.6	7.0	102.4	-0.7					
1990 3	111.4	109.9	13.7	101.4	2.8	101.3	98.7	9.1	102.6	-0.8					
1990 4	94.8	94.9	9.0	99.9	2.4	92.5	90.7	7.7	102.0	-0.8					
1990 5	94.3	96.0	15.5	98.2	2.1	94.7	94.6	14.5	100.1	-3.1					
1990 6	92.3	93.4	1.2	98.8	2.4	94.5	94.0	6.5	100.5	-4.8					
1990 7	103.7	102.5	13.1	101.2	2.4	95.8	94.4	12.9	101.5	-4.7					
1990 8	88.1	86.9	8.1	101.4	1.1	105.0	106.3	22.2	98.8	-6.4					
1990 9	101.6	101.4	7.4	100.2	1.3	102.6	104.8	8.9	97.9	-8.4					
1990 10	118.8	119.5	10.0	99.4	1.1	117.3	119.5	16.0	98.2	-7.1					
1990 11	112.4	114.8	14.2	97.9	0.4	112.8	116.0	22.6	97.2	-7.3					
1990 12	94.6	95.7	9.5	98.8	0.9	88.7	91.8	13.3	96.6	-7.2					
1991 1	106.9	105.1	15.4	101.7	1.1	116.3	116.8	19.1	99.6	-3.8					
1991 2	108.4	105.3	11.9	102.9	0.2	107.0	107.4	17.2	99.6	-2.7					
1991 3	115.4	112.0	1.9	103.0	1.6	112.2	111.5	13.0	100.6	-1.9					
1991 4	106.0	104.5	10.1	101.4	1.5	115.3	111.6	23.0	103.3	1.3					
1991 5	100.1	100.5	4.7	99.6	1.4	111.6	106.7	12.8	104.6	4.5					
1991 6	100.6	100.0	7.1	100.6	1.8	107.7	102.5	9.0	105.1	4.6					
1991 7	121.1	118.1	15.2	102.5	1.3	126.0	116.2	23.1	108.4	6.8					
1991 8	93.4	90.0	3.6	103.8	2.4	117.4	108.3	1.9	108.4	9.7					
1991 9	115.3	112.5	10.9	102.5	2.3	134.0	122.8	17.2	109.1	11.4					
1991 10	127.7	125.4	4.9	101.8	2.4	139.8	131.0	9.6	106.7	8.7					
1991 11	114.4	113.0	-1.6	101.2	3.4	122.7	116.1	0.1	105.7	8.7					
1991 12	102.2	99.5	4.0	102.7	3.9	101.4	96.8	5.4	104.8	8.5					
1992 1	107.5	102.1	-2.9	105.3	3.5	126.0	118.8	1.7	106.1	6.5					
1992 2	117.8	110.4	4.8	106.7	3.7	122.6	114.0	6.1	107.5	7.9					
1992 3	127.1	119.2	6.4	106.6	3.5	126.8	117.2	5.1	108.2	7.6					
1992 4	109.8	105.2	0.7	104.4	3.0	113.8	105.7	-5.3	107.7	4.3					
1992 5	99.0	96.3	-4.2	102.8	3.2	106.5	100.2	-6.1	106.3	1.6					
1992 6	106.0	103.4	3.4	102.5	1.9	115.1	110.1	7.4	104.5	-0.6					
1992 7	123.2	118.3	0.2	104.1	1.6	127.1	121.3	4.4	104.8	-3.3					
1992 8	94.3	90.3	0.3	104.4	0.6	111.3	106.9	-1.3	104.1	-4.0					
1992 9	122.7	118.8	5.6	103.3	0.8	135.1	130.9	6.6	103.2	-5.4					
1992 10	128.5	125.5	0.1	102.4	0.6	135.0	130.1	-0.7	103.8	-2.7					
1992 11	116.4	113.9	0.8	102.2	1.0	122.7	115.9	-0.2	105.9	0.2					
1992 12	116.0	110.8	11.4	104.7	1.9	123.0	113.7	17.5	108.2	3.2					
1993 1	85.0	80.8	-20.9	105.2	-0.1	119.2	106.7	-10.2	111.7	5.3					
1993 2	95.6	89.5	-18.9	106.8	0.1	128.1	113.6	-0.4	112.8	4.9					
1993 3	108.0	101.9	-14.5	106.0	-0.6	131.9	115.7	-1.3	114.0	5.4					
1993 4	89.5	84.4	-19.8	106.0	1.5	120.3	106.3	0.6	113.2	5.1					
1993 5	84.1	81.5	-15.4	103.2	0.4	112.7	102.1	1.9	110.4	3.9					
1993 6	93.4	89.9	-13.1	103.9	1.4	126.3	115.2	4.6	109.6	4.9					
1993 7	96.6	91.4	-22.7	105.7	1.5	130.3	114.3	-5.8	114.0	8.8					
1993 8	83.6	79.1	-12.4	105.7	1.2	132.9	116.2	8.7	114.4	9.9					
1993 9	106.1	99.8	-16.0	106.3	2.9	143.9	126.2	-3.6	114.0	10.5					
1993 10	105.0	101.0	-19.5	104.0	1.6	139.5	122.7	-5.7	113.7	9.5					
1993 11	103.9	99.7	-12.5	104.2	2.0	138.2	122.4	5.6	112.9	6.6					
1993 12	104.5	99.3	-10.4	105.2	0.5	130.2	114.5	0.7	113.7	5.1					

EU Ausfuhr
BEC 6: KONSUMGUETER
A.N.G.

EU Exports
BEC 6: CONSUMER
GOODS NOT ELSEWHERE
SPECIFIED

Exportations UE
GCE 6: BIENS DE
CONSOMMATION NON
DESIGNES AILLEURS

	Intra-EU Intra-EU Intra-UE					Extra-EU Extra-EU Extra-UE									
	VAL	VOL	VOL Δ%	UV	UV Δ%	VAL	VOL	VOL Δ%	UV	UV Δ%					
	Monatliche Indizes					Monthly Indices					Indices mensuels				
1990 1	90.8	89.7	13.0	101.2	2.7	92.8	92.4	10.8	100.4	2.3					
1990 2	96.9	94.4	7.0	102.6	2.8	97.4	96.4	9.3	101.0	0.7					
1990 3	111.7	109.4	13.0	102.1	2.6	109.9	108.0	8.0	101.8	2.1					
1990 4	93.2	92.8	8.8	100.4	2.7	94.3	94.0	-0.7	100.3	1.4					
1990 5	94.7	96.8	15.8	97.8	2.0	98.5	100.3	8.4	98.2	0.2					
1990 6	96.6	99.3	4.0	97.3	0.8	103.1	104.9	-2.6	98.3	0.8					
1990 7	103.2	102.6	12.6	100.6	0.9	107.5	106.8	-0.3	100.7	0.5					
1990 8	82.1	81.1	12.0	101.2	1.0	94.8	94.1	0.5	100.7	-0.4					
1990 9	105.8	105.3	7.7	100.5	1.5	98.7	97.7	-6.1	101.0	1.1					
1990 10	120.4	121.4	14.6	99.2	0.9	111.8	112.4	-3.8	99.5	-0.5					
1990 11	110.6	113.1	14.2	97.8	0.4	100.7	101.4	-9.9	99.3	0.4					
1990 12	93.1	93.2	7.7	99.9	2.0	90.2	91.4	-13.9	98.7	0.4					
1991 1	106.5	104.5	16.5	101.9	0.7	89.7	87.9	-4.9	102.1	1.7					
1991 2	109.9	106.0	12.3	103.7	1.1	92.0	89.3	-7.4	103.0	2.0					
1991 3	116.5	113.4	3.7	102.7	0.6	97.3	93.1	-13.8	104.5	2.7					
1991 4	104.4	103.8	11.9	100.6	0.2	93.3	91.1	-3.1	102.4	2.1					
1991 5	99.5	99.9	3.2	99.6	1.8	93.8	92.4	-7.9	101.5	3.4					
1991 6	101.6	101.2	1.9	100.4	3.2	96.1	93.3	-11.1	103.0	4.8					
1991 7	115.5	111.8	9.0	103.3	2.7	113.0	107.4	0.6	105.2	4.5					
1991 8	88.9	86.1	6.2	103.2	2.0	90.5	86.9	-7.7	104.2	3.5					
1991 9	114.0	112.2	6.6	101.6	1.1	101.5	97.2	-0.5	104.4	3.4					
1991 10	127.9	127.1	4.7	100.6	1.4	118.6	115.7	2.9	102.5	3.0					
1991 11	110.4	110.2	-2.6	100.2	2.5	107.1	105.2	3.7	101.8	2.5					
1991 12	101.0	99.1	6.3	101.9	2.0	104.8	102.5	12.1	102.2	3.5					
1992 1	109.7	105.3	0.8	104.2	2.3	99.6	93.1	5.9	107.0	4.8					
1992 2	118.2	111.6	5.3	105.9	2.1	111.7	104.0	16.5	107.4	4.3					
1992 3	125.6	118.5	4.5	106.0	3.2	119.7	110.4	18.6	108.4	3.7					
1992 4	107.8	104.3	0.5	103.4	2.8	109.2	103.1	13.2	105.9	3.4					
1992 5	100.7	99.7	-0.2	101.0	1.4	98.2	94.0	1.7	104.5	3.0					
1992 6	107.0	105.0	3.8	101.9	1.5	104.9	101.6	8.9	103.2	0.2					
1992 7	122.6	118.3	5.8	103.6	0.3	128.1	122.8	14.3	104.3	-0.9					
1992 8	90.4	86.8	0.8	104.1	0.9	97.8	92.6	6.6	105.6	1.3					
1992 9	126.2	122.9	9.5	102.7	1.1	115.6	111.0	14.2	104.1	-0.3					
1992 10	131.7	130.3	2.5	101.1	0.5	128.1	124.9	8.0	102.6	0.1					
1992 11	112.9	111.5	1.2	101.3	1.1	107.8	104.2	-1.0	103.5	1.7					
1992 12	108.3	105.9	6.9	102.3	0.4	111.9	106.6	4.0	105.0	2.7					
1993 1	103.8	94.8	-10.0	109.5	5.1	89.2	82.6	-11.3	108.0	0.9					
1993 2	109.0	97.3	-12.8	112.0	5.8	106.3	98.0	-5.8	108.5	1.0					
1993 3	115.9	105.9	-10.6	109.4	3.2	119.5	109.6	-0.7	109.0	0.6					
1993 4	96.5	89.6	-14.1	107.7	4.2	108.3	100.6	-2.4	107.7	1.7					
1993 5	94.9	89.2	-10.5	106.4	5.3	101.3	95.4	1.5	106.2	1.6					
1993 6	105.9	99.0	-5.7	107.0	5.0	114.8	109.2	7.5	105.1	1.8					
1993 7	109.3	100.5	-15.0	108.8	5.0	128.9	121.1	-1.4	106.4	2.0					
1993 8	87.6	80.7	-7.0	108.5	4.2	102.1	94.8	2.4	107.7	2.0					
1993 9	122.0	112.1	-8.8	108.8	5.9	121.4	114.4	3.1	106.1	1.9					
1993 10	116.3	110.3	-15.3	105.4	4.3	132.4	125.1	0.2	105.8	3.1					
1993 11	111.5	105.5	-5.4	105.7	4.3	127.8	120.6	15.7	106.0	2.4					
1993 12	113.6	106.4	0.5	106.8	4.4	131.6	123.7	16.0	106.4	1.3					

BEC 61: KONSUMGUETER
A.N.G. / HALTBARBEC 61: CONSUMER
GOODS N.E.S. /DURABLEGCE 61: BIENS DE
CONSOMMATION NON
DESIGNES AILLEURS /
DURABLES

	Intra-EU Intra-EU Intra-UE					Extra-EU Extra-EU Extra-UE									
	VAL	VOL	VOL Δ%	UV	UV Δ%	VAL	VOL	VOL Δ%	UV	UV Δ%					
	Jährliche Indizes					Annual Indices					Indices annuels				
1980	39.1	56.3	0.9	69.5	7.4	37.8	52.9	11.8	71.4	4.5					
1981	40.3	54.4	-3.4	74.1	6.6	43.7	52.0	-1.7	84.1	17.8					
1982	42.3	53.7	-1.3	78.7	6.2	42.9	48.4	-6.9	88.6	5.4					
1983	45.4	54.9	2.2	82.7	5.1	45.5	48.8	0.8	93.2	5.2					
1984	49.0	56.8	3.5	86.3	4.4	52.2	51.8	6.1	100.8	8.2					
1985	53.1	59.3	4.4	89.5	3.7	54.6	52.7	1.7	103.6	2.8					
1986	60.8	64.7	9.1	94.0	5.0	60.8	61.1	15.9	99.5	-4.0					
1987	66.7	69.7	7.7	95.7	1.8	69.6	73.0	19.5	95.4	-4.1					
1988	75.8	78.6	12.8	96.4	0.7	82.0	83.2	14.0	98.5	3.2					
1989	88.7	89.4	13.7	99.2	2.9	95.4	89.4	7.5	106.7	8.3					
1990	100.0	100.0	11.9	100.0	0.8	100.0	100.0	11.9	100.0	-6.3					
1991	105.6	104.3	4.3	101.2	1.2	104.1	102.5	2.5	101.6	1.6					
1992	103.2	99.9	-4.2	103.3	2.1	98.3	96.7	-5.7	101.7	0.1					
1993	83.5	81.4	-18.5	102.6	-0.7	104.7	96.3	-0.4	108.7	6.9					
	Vierteljährliche Indizes					Quarterly Indices					Indices trimestriels				
1989 1	83.8	85.6	15.4	97.9	2.1	88.5	84.7	14.2	104.5	10.1					
1989 2	89.3	89.9	16.9	99.3	3.1	94.4	88.3	7.8	106.9	10.3					
1989 3	78.1	78.3	12.8	99.8	3.1	88.6	81.6	4.7	108.6	8.8					
1989 4	105.1	105.3	13.1	99.8	3.2	110.4	103.2	6.1	107.0	5.4					
1990 1	97.0	96.9	13.2	100.1	2.2	93.1	90.5	6.8	102.9	-1.5					
1990 2	98.5	97.9	8.9	100.6	1.3	99.0	97.7	10.6	101.3	-5.2					
1990 3	87.6	87.6	11.9	100.0	0.2	93.5	94.2	15.4	99.3	-8.6					
1990 4	117.0	117.7	11.8	99.4	-0.4	114.3	117.6	14.0	97.2	-9.2					
1991 1	104.2	104.5	7.8	99.7	-0.4	94.8	96.7	6.9	98.0	-4.8					
1991 2	103.9	102.8	5.0	101.1	0.5	105.8	103.2	5.6	102.5	1.2					
1991 3	94.0	92.2	5.3	101.9	1.9	98.4	94.4	0.2	104.2	4.9					
1991 4	119.3	116.7	-0.8	102.2	2.8	117.2	115.2	-2.0	101.7	4.6					
1992 1	105.9	102.9	-1.5	102.9	3.2	96.2	94.5	-2.3	101.8	3.9					
1992 2	101.1	97.7	-5.0	103.5	2.4	98.4	96.0	-7.0	102.5	0.0					
1992 3	89.7	86.8	-5.9	103.3	1.4	89.4	89.2	-5.5	100.2	-3.8					
1992 4	118.2	114.0	-2.3	103.7	1.5	110.3	108.1	-6.2	102.0	0.3					
1993 1	78.5	76.7	-25.5	102.4	-0.5	97.4	91.3	-3.4	106.7	4.8					
1993 2	80.1	77.3	-20.9	103.6	0.1	104.2	97.7	1.8	106.7	4.1					
1993 3	73.4	71.3	-17.9	103.0	-0.3	95.6	87.4	-2.0	109.4	9.2					
1993 4	96.6	95.1	-16.6	101.6	-2.0	121.5	108.8	0.6	111.7	9.5					
	Monatliche Indizes					Monthly Indices					Indices mensuels				
1989 1	75.2	77.1	30.5	97.5	2.3	85.0	82.4	24.5	103.1	12.3					
1989 2	82.1	83.7	9.7	98.1	2.5	84.8	80.5	11.2	105.4	11.1					
1989 3	94.0	95.9	10.1	98.0	1.4	95.8	91.2	8.4	105.0	7.8					
1989 4	88.1	89.3	18.1	98.7	2.6	89.4	85.3	14.2	104.8	8.8					
1989 5	86.1	86.5	12.2	99.5	3.0	94.3	88.1	4.4	107.0	10.8					
1989 6	93.4	93.8	20.3	99.6	3.8	99.6	91.5	5.7	108.8	11.5					
1989 7	80.7	80.7	15.5	100.0	3.6	86.9	79.2	4.8	109.7	10.0					
1989 8	63.9	64.0	16.2	99.8	2.5	78.9	73.6	3.4	107.2	8.5					
1989 9	89.9	90.1	8.2	99.8	3.3	100.2	92.1	5.7	108.8	7.9					
1989 10	111.1	111.8	18.8	99.4	4.1	120.4	111.8	16.3	107.7	5.5					
1989 11	108.1	108.3	13.6	99.8	2.6	113.0	105.9	2.0	106.7	5.3					
1989 12	96.0	95.7	6.6	100.3	3.1	97.8	91.8	-0.3	106.5	5.6					

EU Ausfuhr
BEC 61: KONSUMGUETER
A.N.G. / HALTBAR

EU Exports
BEC 61: CONSUMER
GOODS N.E.S. / DURABLE

Exportations UE
GCE 61: BIENS DE
CONSOMMATION NON
DESIGNES AILLEURS /
DURABLES

	Intra-EU Intra-EU Intra-UE					Extra-EU Extra-EU Extra-UE									
	VAL	VOL	VOL Δ%	UV	UV Δ%	VAL	VOL	VOL Δ%	UV	UV Δ%					
	Jährliche Indizes					Annual Indices					Indices annuels				
1980	39.0	56.3	0.9	69.3	6.8	40.5	61.3	2.5	66.0	8.7					
1981	39.9	54.1	-3.9	73.7	6.3	50.6	70.4	14.8	71.9	8.9					
1982	42.3	53.5	-1.1	79.0	7.2	55.7	72.2	2.6	77.1	7.2					
1983	45.1	54.3	1.5	83.1	5.2	59.1	73.1	1.2	80.8	4.8					
1984	49.9	57.6	6.1	86.7	4.3	72.4	84.6	15.7	85.6	5.9					
1985	54.2	60.1	4.3	90.1	3.9	80.2	88.5	4.6	90.6	5.8					
1986	61.9	65.8	9.5	94.0	4.3	74.9	82.7	-6.6	90.6	0.0					
1987	67.6	71.4	8.5	94.7	0.7	74.9	82.5	-0.2	90.8	0.2					
1988	76.7	79.3	11.1	96.7	2.1	80.9	85.3	3.4	94.9	4.5					
1989	88.7	89.5	12.9	99.1	2.5	98.3	98.5	15.5	99.8	5.2					
1990	100.0	100.0	11.7	100.0	0.9	100.0	100.0	1.5	100.0	0.2					
1991	104.1	102.9	2.9	101.2	1.2	91.9	91.4	-8.6	100.5	0.5					
1992	102.1	100.1	-2.7	102.0	0.8	92.5	90.7	-0.8	102.0	1.5					
1993	96.1	92.6	-7.5	103.8	1.8	100.2	100.0	10.3	100.2	-1.8					
	Vierteljährliche Indizes					Quarterly Indices					Indices trimestriels				
1989 1	85.8	87.6	19.8	97.9	1.0	88.3	90.7	22.7	97.3	6.6					
1989 2	88.7	89.5	11.9	99.1	4.2	101.1	101.7	20.6	99.4	5.3					
1989 3	77.5	77.8	9.4	99.6	2.4	97.2	96.3	20.8	100.9	3.7					
1989 4	102.9	103.1	10.7	99.8	2.3	116.8	115.6	19.1	101.0	5.0					
1990 1	98.8	98.7	12.7	100.1	2.2	99.0	100.6	10.9	98.4	1.1					
1990 2	99.9	100.1	11.8	99.8	0.7	106.5	106.2	4.4	100.3	0.9					
1990 3	87.1	87.4	12.3	99.6	0.0	93.9	92.6	-3.8	101.4	0.5					
1990 4	114.3	113.8	10.4	100.4	0.6	100.7	100.6	-13.0	100.1	-0.9					
1991 1	105.8	106.0	7.4	99.8	-0.3	82.7	84.4	-16.1	98.0	-0.4					
1991 2	102.7	101.9	1.8	100.8	1.0	91.4	90.8	-14.5	100.7	0.4					
1991 3	90.7	89.0	1.8	101.9	2.3	87.7	86.5	-6.6	101.4	0.0					
1991 4	116.7	114.1	0.3	102.3	1.9	104.1	102.3	1.7	101.8	1.7					
1992 1	107.0	105.7	-0.3	101.2	1.4	93.9	92.3	9.4	101.7	3.8					
1992 2	101.8	99.5	-2.4	102.3	1.5	93.6	90.3	-0.6	103.6	2.9					
1992 3	90.5	88.6	-0.4	102.2	0.3	93.3	91.7	6.0	101.7	0.3					
1992 4	111.8	109.4	-4.1	102.2	-0.1	102.0	101.0	-1.3	101.0	-0.8					
1993 1	94.6	89.2	-15.6	106.1	4.8	86.4	87.4	-5.3	98.9	-2.8					
1993 2	91.4	86.1	-13.5	106.2	3.8	96.7	95.8	6.1	100.9	-2.6					
1993 3	83.5	82.2	-7.2	101.6	-0.6	97.3	96.8	5.6	100.5	-1.2					
1993 4	110.9	109.0	-0.4	101.7	-0.5	120.5	120.3	19.1	100.2	-0.8					
	Monatliche Indizes					Monthly Indices					Indices mensuels				
1989 1	75.9	78.3	31.2	96.9	1.6	83.8	86.8	34.8	96.5	6.5					
1989 2	87.1	88.2	17.9	98.8	1.3	83.7	85.9	16.6	97.4	5.9					
1989 3	94.2	96.3	13.6	97.8	0.5	97.4	99.4	19.0	98.0	7.3					
1989 4	85.4	86.4	8.1	98.9	3.7	97.9	99.0	28.2	98.9	5.5					
1989 5	86.9	87.4	11.1	99.4	4.9	96.2	95.3	10.7	100.9	6.7					
1989 6	93.8	94.7	16.2	99.0	4.1	109.1	110.8	23.7	98.5	3.9					
1989 7	83.0	82.5	11.5	100.6	3.2	102.2	101.4	17.9	100.8	4.7					
1989 8	56.8	57.7	6.3	98.4	2.1	87.7	86.7	26.9	101.1	4.1					
1989 9	92.7	93.2	9.6	99.5	1.8	101.6	100.8	19.0	100.8	2.5					
1989 10	107.6	109.0	12.7	98.7	1.8	121.7	120.9	20.4	100.7	5.0					
1989 11	107.3	107.5	12.6	99.8	2.4	117.8	116.9	16.2	100.8	3.3					
1989 12	93.8	92.9	6.7	101.0	2.9	110.7	109.0	20.7	101.6	7.1					

BEC 61: KONSUMGUTER
A.N.G. / HALTBARBEC 61: CONSUMER
GOODS N.E.S. / DURABLEGCE 61: BIENS DE
CONSOMMATION NON
DESIGNES AILLEURS /
DURABLES

	Intra-EU Intra-EU Intra-UE					Extra-EU Extra-EU Extra-UE									
	VAL	VOL	VOL Δ%	UV	UV Δ%	VAL	VOL	VOL Δ%	UV	UV Δ%					
	Monatliche Indizes					Monthly Indices					Indices mensuels				
1990 1	89.2	89.5	16.1	99.7	2.3	93.4	90.1	9.3	103.7	0.6					
1990 2	91.6	91.3	9.1	100.3	2.2	88.5	86.4	7.3	102.4	-2.8					
1990 3	110.3	110.0	14.7	100.3	2.3	97.6	95.1	4.3	102.6	-2.3					
1990 4	97.5	96.6	8.2	100.9	2.2	95.5	93.6	9.7	102.0	-2.7					
1990 5	100.7	100.1	15.7	100.6	1.1	100.7	99.2	12.6	101.5	-5.1					
1990 6	97.3	97.0	3.4	100.3	0.7	100.7	100.2	9.5	100.5	-7.6					
1990 7	93.8	92.9	15.1	101.0	1.0	90.1	88.1	11.2	102.3	-6.7					
1990 8	70.4	71.0	10.9	99.2	-0.6	92.8	94.6	28.5	98.1	-8.5					
1990 9	98.5	98.8	9.7	99.7	-0.1	98.0	100.1	8.7	97.9	-10.0					
1990 10	122.5	123.4	10.4	99.3	-0.1	120.8	122.6	9.7	98.5	-8.5					
1990 11	124.7	125.7	16.1	99.2	-0.6	125.5	129.1	21.9	97.2	-8.9					
1990 12	103.9	104.2	8.9	99.7	-0.6	96.6	101.0	10.0	95.6	-10.2					
1991 1	100.9	101.8	13.7	99.1	-0.6	98.8	101.4	12.5	97.4	-6.1					
1991 2	100.7	101.4	11.1	99.3	-1.0	88.6	90.7	5.0	97.7	-4.6					
1991 3	111.0	110.4	0.4	100.5	0.2	96.7	97.9	2.9	98.8	-3.7					
1991 4	106.7	105.5	9.2	101.1	0.2	107.4	106.1	13.4	101.2	-0.8					
1991 5	105.4	104.0	3.9	101.3	0.7	110.0	106.2	7.1	103.6	2.1					
1991 6	99.8	98.8	1.9	101.0	0.7	100.1	97.4	-2.8	102.8	2.3					
1991 7	106.9	104.7	12.7	102.1	1.1	100.0	95.4	8.3	104.8	2.4					
1991 8	68.2	67.1	-5.5	101.6	2.4	84.5	81.8	-13.5	103.3	5.3					
1991 9	106.7	104.8	6.1	101.8	2.1	110.8	106.1	6.0	104.4	6.6					
1991 10	129.2	127.0	2.9	101.7	2.4	126.3	123.5	0.7	102.3	3.9					
1991 11	121.8	119.1	-5.3	102.3	3.1	126.6	123.5	-4.3	102.5	5.5					
1991 12	106.8	103.9	-0.3	102.8	3.1	98.5	98.6	-2.4	99.9	4.5					
1992 1	95.6	93.7	-8.0	102.0	2.9	93.9	93.2	-8.1	100.8	3.5					
1992 2	104.3	101.5	0.1	102.8	3.5	93.2	92.2	1.7	101.1	3.5					
1992 3	117.7	113.5	2.8	103.7	3.2	101.4	98.0	0.1	103.5	4.8					
1992 4	105.4	101.9	-3.4	103.4	2.3	97.9	95.4	-10.1	102.6	1.4					
1992 5	99.1	95.2	-8.5	104.1	2.8	97.8	94.0	-11.5	104.0	0.4					
1992 6	98.9	95.9	-2.9	103.1	2.1	99.5	98.5	1.1	101.0	-1.8					
1992 7	100.5	97.3	-7.1	103.3	1.2	93.8	93.5	-2.0	100.3	-4.3					
1992 8	65.5	63.7	-5.1	102.8	1.2	74.3	75.2	-8.1	98.8	-4.4					
1992 9	103.0	99.5	-5.1	103.5	1.7	100.1	98.9	-6.8	101.2	-3.1					
1992 10	119.8	116.0	-8.7	103.3	1.6	110.5	109.5	-11.3	100.9	-1.4					
1992 11	118.4	114.4	-3.9	103.5	1.2	109.6	108.4	-12.2	101.1	-1.4					
1992 12	116.5	111.8	7.6	104.2	1.4	110.4	106.3	7.8	103.9	4.0					
1993 1	67.5	66.4	-29.1	101.7	-0.3	89.8	84.9	-8.9	105.8	5.0					
1993 2	76.5	74.1	-27.0	103.2	0.4	96.0	90.9	-1.4	105.6	4.5					
1993 3	91.8	89.7	-21.0	102.3	-1.4	106.2	98.1	0.1	108.3	4.6					
1993 4	80.4	77.3	-24.1	104.0	0.6	102.8	95.5	0.1	107.6	4.9					
1993 5	77.1	74.6	-21.6	103.3	-0.8	103.0	97.3	3.5	105.9	1.8					
1993 6	82.7	79.9	-16.7	103.5	0.4	107.0	100.3	1.8	106.7	5.6					
1993 7	76.4	74.4	-23.5	102.7	-0.6	94.7	87.1	-6.8	108.7	8.4					
1993 8	56.7	55.2	-13.3	102.7	-0.1	86.6	79.5	5.7	108.9	10.2					
1993 9	87.4	84.4	-15.2	103.5	0.0	105.8	95.7	-3.2	110.6	9.3					
1993 10	95.0	93.2	-19.7	101.9	-1.4	120.8	107.3	-2.0	112.6	11.6					
1993 11	96.9	95.2	-16.8	101.8	-1.6	122.7	110.3	1.8	111.2	10.0					
1993 12	98.1	97.0	-13.2	101.1	-3.0	121.2	108.9	2.4	111.3	7.1					

BEC 61: KONSUMGUETER
A.N.G. / HALTBARBEC 61: CONSUMER
GOODS N.E.S. / DURABLEGCE 61: BIENS DE
CONSOMMATION NON
DESIGNES AILLEURS /
DURABLES

	Intra-EU Intra-EU Intra-UE					Extra-EU Extra-EU Extra-UE									
	VAL	VOL	VOL Δ%	UV	UV Δ%	VAL	VOL	VOL Δ%	UV	UV Δ%					
	Monatliche Indizes					Monthly Indices					Indices mensuels				
1990 1	89.4	89.6	14.4	99.8	3.0	94.2	97.0	11.8	97.1	0.6					
1990 2	93.9	92.9	5.3	101.1	2.3	97.7	98.8	15.0	98.9	1.5					
1990 3	113.0	113.5	17.9	99.6	1.8	105.1	106.1	6.7	99.1	1.1					
1990 4	94.7	94.4	9.3	100.3	1.4	95.4	94.5	-4.5	100.9	2.0					
1990 5	105.0	105.5	20.7	99.5	0.1	111.0	112.2	17.7	98.9	-2.0					
1990 6	100.2	100.5	6.1	99.7	0.7	113.0	111.9	1.0	101.0	2.5					
1990 7	91.3	90.9	10.2	100.4	-0.2	99.8	96.9	-4.4	103.0	2.2					
1990 8	66.0	66.8	15.8	98.8	0.4	86.2	84.0	-3.1	102.6	1.5					
1990 9	103.8	104.5	12.1	99.3	-0.2	95.5	96.8	-4.0	98.7	-2.1					
1990 10	126.3	126.3	15.9	100.0	1.3	111.5	111.6	-7.7	99.9	-0.8					
1990 11	117.5	117.3	9.1	100.2	0.4	101.8	100.9	-13.7	100.9	0.1					
1990 12	99.1	97.9	5.4	101.2	0.2	88.8	89.5	-17.9	99.2	-2.4					
1991 1	101.6	102.4	14.3	99.2	-0.6	78.9	81.8	-15.7	96.4	-0.7					
1991 2	104.4	104.4	12.4	100.0	-1.1	79.6	81.3	-17.7	97.9	-1.0					
1991 3	111.5	111.2	-2.0	100.3	0.7	89.5	90.0	-15.2	99.4	0.3					
1991 4	105.2	104.5	10.7	100.7	0.4	87.2	87.5	-7.4	99.7	-1.2					
1991 5	102.9	102.3	-3.0	100.6	1.1	94.4	93.3	-16.8	101.2	2.3					
1991 6	100.1	99.1	-1.4	101.0	1.3	92.6	91.5	-18.2	101.2	0.2					
1991 7	101.1	98.0	7.8	103.2	2.8	98.3	95.5	-1.4	102.9	-0.1					
1991 8	64.1	64.0	-4.2	100.2	1.4	71.1	71.3	-15.1	99.7	-2.8					
1991 9	106.7	105.0	0.5	101.6	2.3	93.5	92.6	-4.3	101.0	2.3					
1991 10	129.9	127.9	1.3	101.6	1.6	111.7	109.6	-1.8	101.9	2.0					
1991 11	117.2	114.2	-2.6	102.6	2.4	104.5	103.5	2.6	101.0	0.1					
1991 12	103.2	100.3	2.5	102.9	1.7	95.9	93.6	4.6	102.5	3.3					
1992 1	97.1	96.9	-5.4	100.2	1.0	86.1	85.7	4.8	100.5	4.3					
1992 2	105.1	104.4	0.0	100.7	0.7	95.4	94.3	16.0	101.2	3.4					
1992 3	118.8	115.8	4.1	102.6	2.3	99.9	96.9	7.7	103.1	3.7					
1992 4	103.2	100.9	-3.4	102.3	1.6	99.7	95.5	9.1	104.4	4.7					
1992 5	102.1	100.2	-2.1	101.9	1.3	90.4	87.5	-6.2	103.3	2.1					
1992 6	100.2	97.5	-1.6	102.8	1.8	90.5	87.8	-4.0	103.1	1.9					
1992 7	96.9	93.6	-4.5	103.5	0.3	108.0	105.4	10.4	102.5	-0.4					
1992 8	61.7	60.7	-5.2	101.6	1.4	71.3	69.1	-3.1	103.2	3.5					
1992 9	112.8	111.4	6.1	101.3	-0.3	100.3	100.5	8.5	99.8	-1.2					
1992 10	121.9	119.2	-6.8	102.3	0.7	108.9	107.8	-1.6	101.0	-0.9					
1992 11	109.4	106.7	-6.6	102.5	-0.1	98.7	97.6	-5.7	101.1	0.1					
1992 12	104.3	102.4	2.1	101.9	-1.0	98.6	97.6	4.3	101.0	-1.5					
1993 1	87.5	83.8	-13.5	104.4	4.2	70.2	71.8	-16.2	97.8	-2.7					
1993 2	93.6	87.1	-16.6	107.5	6.8	86.9	87.7	-7.0	99.1	-2.1					
1993 3	102.6	96.6	-16.6	106.2	3.5	102.4	102.8	6.1	99.6	-3.4					
1993 4	88.3	82.8	-17.9	106.6	4.2	95.0	95.7	0.2	99.3	-4.9					
1993 5	91.7	86.5	-13.7	106.0	4.0	92.8	91.5	4.6	101.4	-1.8					
1993 6	94.3	88.9	-8.8	106.1	3.2	102.3	100.1	14.0	102.2	-0.9					
1993 7	85.6	83.6	-10.7	102.4	-1.1	112.0	109.7	4.1	102.1	-0.4					
1993 8	62.9	61.7	1.6	102.0	0.4	77.8	77.5	12.2	100.4	-2.7					
1993 9	102.2	101.4	-9.0	100.8	-0.5	102.1	103.3	2.8	98.8	-1.0					
1993 10	109.1	107.2	-10.1	101.8	-0.5	122.7	121.4	12.6	101.1	0.1					
1993 11	111.6	110.4	3.5	101.1	-1.4	120.8	120.8	23.8	100.0	-1.1					
1993 12	111.6	109.3	6.7	102.1	0.2	118.2	118.8	21.7	99.5	-1.5					

BEC 62: KONSUMGUETER
A.N.G. / VORUEBERGEHEND
HALTBAR

BEC 62: CONSUMER
GOODS N.E.S. /
SEMI-DURABLE

GCE 62: BIENS DE
CONSOMMATION NON
DESIGNES AILLEURS /
SEMI-DURABLES

	Intra-EU Intra-EU Intra-UE					Extra-EU Extra-EU Extra-UE									
	VAL	VOL	VOL Δ%	UV	UV Δ%	VAL	VOL	VOL Δ%	UV	UV Δ%					
	Jährliche Indizes					Annual Indices					Indices annuels				
1980	42.7	62.9	-1.3	67.9	10.8	33.6	50.9	9.9	66.0	9.6					
1981	45.4	61.9	-1.6	73.3	8.0	39.6	50.2	-1.4	78.9	19.5					
1982	50.2	62.7	1.3	80.1	9.3	41.7	48.3	-3.8	86.3	9.4					
1983	53.8	62.9	0.3	85.6	6.9	45.0	50.3	4.1	89.5	3.7					
1984	60.3	66.1	5.1	91.2	6.5	53.1	53.3	6.0	99.6	11.3					
1985	66.9	70.2	6.2	95.3	4.5	56.5	53.6	0.6	105.4	5.8					
1986	74.7	77.7	10.7	96.1	0.8	62.3	65.7	22.6	94.8	-10.1					
1987	80.5	84.4	8.6	95.4	-0.7	75.3	81.8	24.5	92.1	-2.8					
1988	79.4	82.4	-2.4	96.3	0.9	80.8	82.9	1.3	97.5	5.9					
1989	87.8	88.6	7.5	99.1	2.9	90.5	86.3	4.1	104.9	7.6					
1990	100.0	100.0	12.9	100.0	0.9	100.0	100.0	15.9	100.0	-4.7					
1991	110.8	109.3	9.3	101.4	1.4	125.8	119.7	19.7	105.1	5.1					
1992	114.3	111.4	1.9	102.6	1.2	133.6	126.2	5.4	105.9	0.8					
1993	95.7	92.6	-16.9	103.3	0.7	140.0	123.8	-1.9	113.1	6.8					
	Vierteljährliche Indizes					Quarterly Indices					Indices trimestriels				
1989 1	89.3	88.2	8.0	101.2	-0.1	90.0	87.0	4.8	103.4	7.2					
1989 2	77.2	80.3	13.3	96.1	4.0	82.5	79.6	9.2	103.6	11.5					
1989 3	96.1	95.0	5.9	101.2	3.2	100.4	93.7	2.0	107.1	6.5					
1989 4	90.9	93.0	8.1	97.7	5.3	89.3	85.0	2.7	105.1	6.2					
1990 1	101.8	98.8	12.0	103.0	1.8	100.8	97.5	12.1	103.4	0.0					
1990 2	86.8	89.2	11.1	97.3	1.2	89.3	89.5	12.4	99.8	-3.7					
1990 3	106.9	104.6	10.1	102.2	1.0	108.3	108.5	15.8	99.8	-6.8					
1990 4	104.5	107.4	15.5	97.3	-0.4	102.0	104.9	23.4	97.2	-7.5					
1991 1	114.5	110.6	11.9	103.5	0.5	120.3	120.9	24.0	99.5	-3.8					
1991 2	94.7	95.9	7.5	98.7	1.4	112.1	107.9	20.6	103.9	4.1					
1991 3	122.2	118.4	13.2	103.2	1.0	146.4	133.6	23.1	109.6	9.8					
1991 4	110.9	111.2	3.5	99.7	2.5	124.1	116.2	10.8	106.8	9.9					
1992 1	121.4	113.6	2.7	106.9	3.3	138.7	128.8	6.5	107.7	8.2					
1992 2	96.0	95.1	-0.8	100.9	2.2	115.1	108.4	0.5	106.2	2.2					
1992 3	126.2	122.6	3.5	102.9	-0.3	146.9	141.1	5.6	104.1	-5.0					
1992 4	116.1	116.9	5.1	99.3	-0.4	135.0	127.6	9.8	105.8	-0.9					
1993 1	96.3	91.2	-19.7	105.6	-1.2	139.0	122.7	-4.7	113.3	5.2					
1993 2	79.2	78.4	-17.6	101.0	0.1	122.5	110.1	1.6	111.3	4.8					
1993 3	100.8	95.9	-21.8	105.1	2.1	159.2	138.7	-1.7	114.8	10.3					
1993 4	98.6	97.3	-16.8	101.3	2.0	139.3	123.7	-3.1	112.6	6.4					
	Monatliche Indizes					Monthly Indices					Indices mensuels				
1989 1	80.6	80.8	25.3	99.7	-0.2	88.8	87.1	21.8	101.9	7.6					
1989 2	89.7	87.6	1.4	102.4	0.6	89.5	86.3	0.6	103.7	7.7					
1989 3	97.6	96.2	2.0	101.5	-0.2	91.5	87.6	-4.6	104.5	6.5					
1989 4	79.3	81.2	15.8	97.7	3.8	81.6	79.1	13.8	103.2	10.5					
1989 5	69.8	73.9	9.5	94.5	3.2	77.1	75.4	9.3	102.3	9.4					
1989 6	82.2	85.7	14.1	95.9	4.8	88.7	84.2	4.9	105.3	14.6					
1989 7	96.6	96.0	6.0	100.6	4.6	90.7	84.8	0.4	106.9	8.6					
1989 8	93.8	91.4	7.9	102.6	3.4	102.7	96.6	4.1	106.3	5.1					
1989 9	98.0	97.6	4.1	100.4	1.4	107.7	99.7	1.3	108.0	6.0					
1989 10	106.4	107.7	9.0	98.8	5.7	102.3	96.3	2.1	106.2	6.3					
1989 11	90.2	93.5	10.1	96.5	5.8	90.2	85.8	5.4	105.1	7.2					
1989 12	76.1	77.9	4.7	97.7	4.4	75.5	72.8	0.1	103.7	5.0					

BEC 62: KONSUMGUETER
A.N.G. / VORUEBERGEHEND
HALTBAR

BEC 62: CONSUMER
GOODS N.E.S. /
SEMI-DURABLE

GCE 62: BIENS DE
CONSOMMATION NON
DESIGNES AILLEURS /
SEMI-DURABLES

	Intra-EU Intra-EU Intra-UE					Extra-EU Extra-EU Extra-UE									
	VAL	VOL	VOL Δ%	UV	UV Δ%	VAL	VOL	VOL Δ%	UV	UV Δ%					
	Jährliche Indizes					Annual Indices					Indices annuels				
1980	39.1	61.5	-1.9	63.6	11.4	39.5	64.2	-5.3	61.5	12.8					
1981	42.0	61.8	0.5	67.9	6.8	47.9	70.3	9.5	68.1	10.7					
1982	47.2	63.4	2.6	74.5	9.7	53.4	72.1	2.6	74.1	8.8					
1983	51.1	64.0	0.9	79.9	7.2	60.2	76.5	6.1	78.7	6.2					
1984	60.1	70.5	10.2	85.2	6.6	75.8	90.4	18.2	83.8	6.5					
1985	67.0	75.0	6.4	89.3	4.8	88.6	100.3	11.0	88.3	5.4					
1986	75.0	82.9	10.5	90.5	1.3	85.9	97.4	-2.9	88.2	-0.1					
1987	80.7	89.2	7.6	90.5	0.0	83.1	94.0	-3.5	88.4	0.2					
1988	79.4	83.6	-6.3	95.0	5.0	82.1	86.4	-8.1	95.0	7.5					
1989	88.2	88.9	6.3	99.2	4.4	95.6	95.3	10.3	100.3	5.6					
1990	100.0	100.0	12.5	100.0	0.8	100.0	100.0	4.9	100.0	-0.3					
1991	108.9	107.5	7.5	101.3	1.3	100.1	97.6	-2.4	102.6	2.6					
1992	113.1	110.9	3.2	102.0	0.7	104.4	101.7	4.2	102.7	0.1					
1993	106.5	100.3	-9.6	106.2	4.1	110.8	108.2	6.4	102.4	-0.3					
	Vierteljährliche Indizes					Quarterly Indices					Indices trimestriels				
1989 1	88.3	86.3	6.2	102.3	3.1	90.5	89.1	20.1	101.6	1.8					
1989 2	78.7	82.2	9.9	95.8	4.5	90.4	92.0	15.7	98.3	7.8					
1989 3	95.1	93.5	3.2	101.7	5.1	109.5	107.5	15.8	101.9	6.5					
1989 4	91.0	93.7	7.9	97.1	5.5	107.6	108.4	22.8	99.3	6.2					
1990 1	101.4	97.9	13.4	103.6	1.3	101.3	98.6	10.7	102.7	1.1					
1990 2	88.3	91.0	10.7	97.0	1.3	92.8	94.9	3.2	97.8	-0.5					
1990 3	105.4	103.1	10.3	102.2	0.5	107.7	106.2	-1.2	101.4	-0.5					
1990 4	104.9	107.9	15.2	97.2	0.1	98.2	100.1	-7.7	98.1	-1.2					
1991 1	114.6	110.2	12.6	104.0	0.4	96.9	92.8	-5.9	104.4	1.7					
1991 2	96.1	97.5	7.1	98.6	1.6	88.7	87.9	-7.4	100.9	3.2					
1991 3	115.4	111.5	8.1	103.5	1.3	107.5	103.4	-2.6	104.0	2.6					
1991 4	109.3	110.6	2.5	98.8	1.6	105.1	104.0	3.9	101.1	3.1					
1992 1	120.4	112.8	2.4	106.7	2.6	110.4	103.4	11.4	106.8	2.3					
1992 2	96.2	96.4	-1.1	99.8	1.2	96.3	95.1	8.2	101.3	0.4					
1992 3	123.1	119.4	7.1	103.1	-0.4	119.2	115.4	11.6	103.3	-0.7					
1992 4	115.0	117.2	6.0	98.1	-0.7	109.8	110.5	6.3	99.4	-1.7					
1993 1	110.0	100.3	-11.1	109.7	2.8	103.1	96.7	-6.5	106.6	-0.2					
1993 2	90.7	87.5	-9.2	103.7	3.9	98.0	97.0	2.0	101.0	-0.3					
1993 3	115.7	106.8	-10.6	108.3	5.0	120.1	117.6	1.9	102.1	-1.2					
1993 4	106.5	103.7	-11.5	102.7	4.7	122.7	122.1	10.5	100.5	1.1					
	Monatliche Indizes					Monthly Indices					Indices mensuels				
1989 1	76.4	76.2	12.4	100.2	2.5	77.9	78.4	24.2	99.4	2.7					
1989 2	90.6	87.8	6.2	103.2	2.4	92.9	90.6	22.3	102.5	0.3					
1989 3	97.8	94.9	1.4	103.1	4.4	100.6	98.3	15.2	102.3	2.4					
1989 4	78.5	80.4	8.4	97.6	4.6	89.3	89.1	21.7	100.2	6.1					
1989 5	70.4	75.0	7.0	93.9	4.1	81.3	83.6	10.4	97.3	8.0					
1989 6	87.5	91.3	14.0	95.8	4.8	100.5	103.2	15.2	97.4	8.9					
1989 7	99.6	98.3	4.6	101.3	3.9	116.9	114.8	14.1	101.8	7.4					
1989 8	81.7	79.3	4.2	103.0	7.0	100.2	97.1	14.6	103.2	7.5					
1989 9	104.0	103.0	1.2	101.0	4.8	111.7	110.7	18.8	100.9	4.8					
1989 10	104.9	107.0	9.4	98.0	7.9	118.7	118.1	26.9	100.5	6.6					
1989 11	89.8	93.3	10.8	96.2	4.6	104.0	105.7	22.3	98.4	7.9					
1989 12	78.5	80.9	3.2	97.0	3.5	100.6	101.6	19.1	99.0	4.1					

**BEC 62: KONSUMGUETER
A.N.G. / VORUEBERGEHEND
HALTBAR**

**BEC 62: CONSUMER
GOODS N.E.S. /
SEMI-DURABLE**

**GCE 62: BIENS DE
CONSUMMATION NON
DESIGNES AILLEURS /
SEMI-DURABLES**

	Intra-EU Intra-EU Intra-UE					Extra-EU Extra-EU Extra-UE									
	VAL	VOL	VOL Δ%	UV	UV Δ%	VAL	VOL	VOL Δ%	UV	UV Δ%					
	Monatliche Indizes					Monthly Indices					Indices mensuels				
1990 1	91.2	89.9	11.3	101.4	1.7	105.6	101.5	16.5	104.0	2.1					
1990 2	100.0	95.8	9.4	104.4	2.0	95.5	92.8	7.5	102.9	-0.8					
1990 3	114.1	110.6	15.0	103.2	1.7	101.4	98.2	12.1	103.3	-1.1					
1990 4	90.6	91.3	12.4	99.2	1.5	88.6	87.5	10.6	101.2	-1.9					
1990 5	84.2	88.0	19.1	95.7	1.3	88.6	89.8	19.1	98.7	-3.5					
1990 6	85.5	88.2	2.9	96.9	1.0	90.9	91.3	8.4	99.6	-5.4					
1990 7	114.3	111.6	16.3	102.4	1.8	99.8	98.1	15.7	101.7	-4.9					
1990 8	100.9	97.8	7.0	103.2	0.6	117.0	117.7	21.8	99.4	-6.5					
1990 9	105.6	104.5	7.1	101.1	0.7	108.1	109.7	10.0	98.5	-8.8					
1990 10	119.8	121.3	12.6	98.8	0.0	116.6	118.7	23.3	98.2	-7.5					
1990 11	105.8	110.7	18.4	95.6	-0.9	105.4	109.3	27.4	96.4	-8.3					
1990 12	87.9	90.3	15.9	97.3	-0.4	84.0	86.7	19.1	96.9	-6.6					
1991 1	110.4	108.2	20.4	102.0	0.6	126.0	127.4	25.5	98.9	-4.9					
1991 2	114.5	109.6	14.4	104.5	0.1	115.9	117.1	26.2	99.0	-3.8					
1991 3	118.5	113.9	3.0	104.0	0.8	119.1	118.3	20.5	100.7	-2.5					
1991 4	99.9	99.4	8.9	100.5	1.3	116.2	112.9	29.0	102.9	1.7					
1991 5	89.8	92.8	5.5	96.8	1.1	109.1	105.1	17.0	103.8	5.2					
1991 6	94.2	95.6	8.4	98.5	1.7	111.2	105.8	15.9	105.1	5.5					
1991 7	133.4	129.3	15.9	103.2	0.8	144.8	132.6	35.2	109.2	7.4					
1991 8	110.1	105.6	8.0	104.3	1.1	143.0	130.5	10.9	109.6	10.3					
1991 9	122.9	120.3	15.1	102.2	1.1	151.5	137.7	25.5	110.0	11.7					
1991 10	129.2	129.2	6.5	100.0	1.2	148.6	137.7	16.0	107.9	9.9					
1991 11	108.2	109.3	-1.3	99.0	3.6	122.0	114.3	4.6	106.7	10.7					
1991 12	95.2	95.1	5.3	100.1	2.9	102.0	96.8	11.6	105.4	8.8					
1992 1	111.0	105.0	-3.0	105.7	3.6	143.7	135.3	6.2	106.2	7.4					
1992 2	123.8	115.1	5.0	107.6	3.0	136.5	126.4	7.9	108.0	9.1					
1992 3	129.4	120.7	6.0	107.2	3.1	136.0	124.8	5.5	109.0	8.2					
1992 4	101.6	98.9	-0.5	102.7	2.2	116.6	108.0	-4.3	108.0	5.0					
1992 5	86.6	86.7	-6.6	99.9	3.2	106.7	100.8	-4.1	105.9	2.0					
1992 6	99.9	99.8	4.4	100.1	1.6	122.2	116.5	10.1	104.9	-0.2					
1992 7	133.9	129.4	0.1	103.5	0.3	146.6	139.0	4.8	105.5	-3.4					
1992 8	110.9	106.8	1.1	103.8	-0.5	136.6	131.0	0.4	104.3	-4.8					
1992 9	133.7	131.7	9.5	101.5	-0.7	157.4	153.4	11.4	102.6	-6.7					
1992 10	131.3	132.8	2.8	98.9	-1.1	149.7	144.8	5.2	103.4	-4.2					
1992 11	111.1	113.3	3.7	98.1	-0.9	127.3	120.1	5.1	106.0	-0.7					
1992 12	105.6	104.5	9.9	101.1	1.0	128.0	118.0	21.9	108.5	2.9					
1993 1	84.7	80.6	-23.2	105.1	-0.6	134.1	119.4	-11.8	112.3	5.7					
1993 2	98.1	91.8	-20.2	106.9	-0.7	143.0	126.1	-0.2	113.4	5.0					
1993 3	106.2	101.2	-16.2	104.9	-2.1	140.1	122.7	-1.7	114.2	4.8					
1993 4	81.5	79.0	-20.1	103.2	0.5	123.5	109.2	1.1	113.1	4.7					
1993 5	72.2	72.6	-16.3	99.5	-0.4	111.1	100.4	-0.4	110.7	4.5					
1993 6	83.9	83.6	-16.2	100.3	0.2	132.9	120.7	3.6	110.1	5.0					
1993 7	100.6	96.3	-25.6	104.5	1.0	149.3	130.5	-6.1	114.4	8.4					
1993 8	92.6	87.9	-17.7	105.3	1.4	162.2	140.3	7.1	115.6	10.8					
1993 9	109.2	103.5	-21.4	105.5	3.9	166.3	145.4	-5.2	114.4	11.5					
1993 10	103.1	102.0	-23.2	101.1	2.2	147.3	131.2	-9.4	112.3	8.6					
1993 11	96.6	96.2	-15.1	100.4	2.3	142.0	126.8	5.6	112.0	5.7					
1993 12	95.9	93.8	-10.2	102.2	1.1	128.5	112.9	-4.3	113.8	4.9					

BEC 62: KONSUMGUETER
A.N.G. / VORUEBERGEHEND
HALTBAR

BEC 62: CONSUMER
GOODS N.E.S. /
SEMI-DURABLE

GCE 62: BIENS DE
CONSOMMATION NON
DESIGNES AILLEURS /
SEMI-DURABLES

	Intra-EU Intra-EU Intra-UE					Extra-EU Extra-EU Extra-UE									
	VAL	VOL	VOL Δ%	UV	UV Δ%	VAL	VOL	VOL Δ%	UV	UV Δ%					
	Monatliche Indizes					Monthly Indices					Indices mensuels				
1990 1	90.2	88.4	16.0	102.0	1.8	90.2	89.6	14.3	100.7	1.3					
1990 2	100.2	96.1	9.5	104.3	1.1	98.4	95.5	5.4	103.0	0.5					
1990 3	114.0	109.3	15.2	104.3	1.2	115.0	110.6	12.5	104.0	1.7					
1990 4	89.1	88.8	10.4	100.3	2.8	93.4	92.8	4.2	100.6	0.4					
1990 5	83.7	88.0	17.3	95.1	1.3	87.1	90.4	8.1	96.3	-1.0					
1990 6	92.2	96.3	5.5	95.7	-0.1	98.0	101.6	-1.6	96.5	-0.9					
1990 7	113.5	111.6	13.5	101.7	0.4	116.7	116.1	1.1	100.5	-1.3					
1990 8	92.8	89.5	12.9	103.7	0.7	101.1	99.6	2.6	101.5	-1.6					
1990 9	109.8	108.2	5.0	101.5	0.5	105.3	103.0	-7.0	102.2	1.3					
1990 10	119.8	121.6	13.6	98.5	0.5	112.6	113.6	-3.8	99.1	-1.4					
1990 11	105.6	110.9	18.9	95.2	-1.0	94.3	97.1	-8.1	97.1	-1.3					
1990 12	89.1	91.1	12.6	97.8	0.8	87.7	89.7	-11.7	97.8	-1.2					
1991 1	107.8	105.5	19.3	102.2	0.2	92.3	90.8	1.3	101.6	0.9					
1991 2	115.5	109.5	13.9	105.5	1.2	98.9	94.1	-1.5	105.1	2.0					
1991 3	120.6	115.6	5.8	104.3	0.0	99.7	93.6	-15.4	106.5	2.4					
1991 4	99.7	99.9	12.5	99.8	-0.5	90.5	88.9	-4.2	101.8	1.2					
1991 5	90.4	93.2	5.9	97.0	2.0	84.0	84.2	-6.9	99.8	3.6					
1991 6	98.2	99.3	3.1	98.9	3.3	91.4	90.6	-10.8	100.9	4.6					
1991 7	124.4	119.3	6.9	104.3	2.6	120.7	116.1	0.0	104.0	3.5					
1991 8	100.9	96.8	8.2	104.2	0.5	96.3	93.0	-6.6	103.6	2.1					
1991 9	121.0	118.5	9.5	102.1	0.6	105.6	101.2	-1.7	104.3	2.1					
1991 10	126.6	128.0	5.3	98.9	0.4	117.4	115.1	1.3	102.0	2.9					
1991 11	105.1	107.8	-2.8	97.5	2.4	98.9	98.3	1.2	100.6	3.6					
1991 12	96.2	96.1	5.5	100.1	2.4	99.3	98.6	9.9	100.7	3.0					
1992 1	112.7	107.5	1.9	104.8	2.5	97.2	93.2	2.6	104.3	2.7					
1992 2	123.6	114.8	4.8	107.7	2.1	113.0	105.1	11.7	107.5	2.3					
1992 3	125.0	116.3	0.6	107.5	3.1	121.2	112.0	19.7	108.2	1.6					
1992 4	100.4	98.6	-1.3	101.8	2.0	100.7	96.9	9.0	103.9	2.1					
1992 5	89.0	90.7	-2.7	98.1	1.1	90.1	89.5	6.3	100.7	0.9					
1992 6	99.4	100.0	0.7	99.4	0.5	98.2	99.0	9.3	99.2	-1.7					
1992 7	133.9	129.5	8.5	103.4	-0.9	133.3	129.3	11.4	103.1	-0.9					
1992 8	102.1	98.0	1.2	104.2	0.0	104.4	100.2	7.7	104.2	0.6					
1992 9	133.4	130.8	10.4	102.0	-0.1	119.9	116.6	15.2	102.8	-1.4					
1992 10	134.0	136.7	6.8	98.0	-0.9	127.1	127.7	10.9	99.5	-2.5					
1992 11	108.3	111.3	3.2	97.3	-0.2	98.7	99.4	1.1	99.3	-1.3					
1992 12	102.6	103.7	7.9	98.9	-1.2	104.1	104.6	6.1	99.5	-1.2					
1993 1	103.9	96.4	-10.3	107.8	2.9	88.3	83.1	-10.8	106.2	1.8					
1993 2	111.9	98.8	-13.9	113.3	5.2	106.0	99.9	-4.9	106.1	-1.3					
1993 3	113.9	105.5	-9.3	108.0	0.5	114.6	106.9	-4.6	107.2	-0.9					
1993 4	87.3	82.8	-16.0	105.4	3.5	99.8	96.3	-0.6	103.6	-0.3					
1993 5	84.3	82.9	-8.6	101.7	3.7	90.5	91.2	1.9	99.2	-1.5					
1993 6	100.7	96.8	-3.2	104.0	4.6	103.5	103.4	4.4	100.1	0.9					
1993 7	119.7	110.0	-15.1	108.8	5.2	130.9	128.7	-0.5	101.7	-1.4					
1993 8	95.5	88.7	-9.5	107.7	3.4	106.3	104.2	4.0	102.0	-2.1					
1993 9	131.8	121.8	-6.9	108.2	6.1	123.0	119.8	2.7	102.7	-0.1					
1993 10	111.9	108.2	-20.8	103.4	5.5	128.9	128.8	0.9	100.1	0.6					
1993 11	101.7	99.5	-10.6	102.2	5.0	118.5	118.0	18.7	100.4	1.1					
1993 12	105.8	103.2	-0.5	102.5	3.6	120.7	119.5	14.2	101.0	1.5					

BEC 63: KONSUMGUETER
A.N.G. / NICHT HALTBARBEC 63: CONSUMER
GOODS N.E.S. /
NON-DURABLEGCE 63: BIENS DE
CONSOMMATION NON
DESIGNES AILLEURS / NON
DURABLES

	Intra-EU Intra-EU Intra-UE					Extra-EU Extra-EU Extra-UE									
	VAL	VOL	VOL Δ%	UV	UV Δ%	VAL	VOL	VOL Δ%	UV	UV Δ%					
	Jährliche Indizes					Annual Indices					Indices annuels				
1980	36.9	62.8	3.0	58.7	11.0	37.1	61.7	6.9	60.1	10.3					
1981	41.2	64.1	2.1	64.2	9.4	42.7	61.6	-0.2	69.3	15.3					
1982	47.7	67.9	5.9	70.2	9.3	47.0	60.6	-1.6	77.6	12.0					
1983	52.4	70.2	3.4	74.6	6.3	51.0	62.0	2.3	82.2	5.9					
1984	60.9	76.0	8.3	80.1	7.4	61.1	67.4	8.7	90.7	10.3					
1985	69.3	81.4	7.1	85.1	6.2	64.5	67.7	0.4	95.3	5.1					
1986	72.1	83.4	2.5	86.5	1.6	66.7	73.2	8.1	91.1	-4.4					
1987	78.2	88.6	6.2	88.3	2.1	74.8	82.7	13.0	90.5	-0.7					
1988	77.8	85.1	-4.0	91.4	3.5	76.3	80.7	-2.4	94.5	4.4					
1989	89.2	93.0	9.3	95.9	4.9	89.4	89.1	10.4	100.3	6.1					
1990	100.0	100.0	7.5	100.0	4.3	100.0	100.0	12.2	100.0	-0.3					
1991	112.2	108.4	8.4	103.5	3.5	121.2	112.4	12.4	107.8	7.8					
1992	122.6	114.5	5.6	107.1	3.5	128.5	116.0	3.2	110.8	2.8					
1993	116.7	106.1	-7.3	110.0	2.7	145.7	123.4	6.4	118.1	6.6					
	Vierteljährliche Indizes					Quarterly Indices					Indices trimestriels				
1989 1	87.7	91.5	9.8	95.9	5.4	94.7	95.9	23.3	98.7	5.6					
1989 2	90.7	95.3	12.8	95.2	5.4	94.4	94.4	26.5	100.0	6.3					
1989 3	86.4	89.9	10.9	96.1	4.9	92.2	91.2	20.5	101.1	5.5					
1989 4	96.5	100.2	14.6	96.3	3.9	96.2	95.1	13.6	101.2	7.1					
1990 1	100.3	99.5	8.7	100.8	5.1	103.9	102.6	7.0	101.3	2.6					
1990 2	98.8	99.3	4.2	99.5	4.5	96.4	94.3	-0.1	102.2	2.2					
1990 3	95.5	95.8	6.6	99.7	3.7	96.5	98.3	7.8	98.2	-2.9					
1990 4	105.6	105.6	5.4	100.0	3.8	102.9	104.6	10.0	98.4	-2.8					
1991 1	110.4	106.4	6.9	103.8	3.0	120.5	116.3	13.4	103.6	2.3					
1991 2	111.3	108.6	9.4	102.5	3.0	120.0	111.7	18.5	107.4	5.1					
1991 3	109.4	105.9	10.5	103.3	3.6	122.1	109.5	11.4	111.5	13.5					
1991 4	115.6	110.6	4.7	104.5	4.5	121.4	111.3	6.4	109.1	10.9					
1992 1	124.1	114.5	7.6	108.4	4.4	143.4	127.0	9.2	112.9	9.0					
1992 2	121.7	114.6	5.5	106.2	3.6	128.4	116.4	4.2	110.3	2.7					
1992 3	119.9	113.1	6.8	106.0	2.6	132.1	121.4	10.9	108.8	-2.4					
1992 4	128.4	119.3	7.9	107.6	3.0	138.2	124.3	11.7	111.2	1.9					
1993 1	114.2	104.2	-9.0	109.6	1.1	145.0	121.4	-4.4	119.4	5.8					
1993 2	112.2	102.5	-10.6	109.5	3.1	139.8	120.2	3.3	116.3	5.4					
1993 3	110.7	101.1	-10.6	109.5	3.3	146.1	123.4	1.6	118.4	8.8					
1993 4	121.0	108.9	-8.7	111.1	3.3	152.5	129.0	3.8	118.2	6.3					
	Monatliche Indizes					Monthly Indices					Indices mensuels				
1989 1	82.9	86.6	24.8	95.7	6.9	96.3	97.3	43.5	99.0	10.4					
1989 2	86.8	89.6	8.1	96.9	6.6	91.7	92.8	19.4	98.8	4.2					
1989 3	93.5	98.2	0.5	95.2	3.3	96.3	97.8	11.1	98.5	3.5					
1989 4	89.9	93.4	15.2	96.3	6.3	95.5	96.3	31.6	99.2	3.8					
1989 5	87.9	92.5	7.2	95.0	5.3	92.2	92.4	27.6	99.8	6.4					
1989 6	94.3	100.0	16.1	94.3	4.5	95.4	94.5	21.0	100.9	8.4					
1989 7	88.7	93.3	14.3	95.1	4.2	90.9	90.1	19.5	100.9	7.7					
1989 8	79.9	82.1	13.2	97.3	5.1	89.0	87.9	22.4	101.3	5.7					
1989 9	90.6	94.5	5.9	95.9	5.4	96.6	95.5	19.8	101.2	3.5					
1989 10	102.7	106.3	16.7	96.6	4.5	105.6	104.8	22.1	100.8	4.0					
1989 11	98.6	102.1	18.4	96.6	5.1	99.4	97.6	13.5	101.8	8.6					
1989 12	88.2	92.2	8.6	95.7	2.1	83.7	82.7	4.2	101.2	9.2					

EU Ausfuhr
BEC 63: KONSUMGUETER
A.N.G. / NICHT HALTBAR

EU Exports
BEC 63: CONSUMER
GOODS N.E.S. /
NON-DURABLE

Exportations UE
GCE 63: BIENS DE
CONSOMMATION NON
DESIGNES AILLEURS / NON
DURABLES

	Intra-EU Intra-EU Intra-UE					Extra-EU Extra-EU Extra-UE									
	VAL	VOL	VOL Δ%	UV	UV Δ%	VAL	VOL	VOL Δ%	UV	UV Δ%					
	Jährliche Indizes					Annual Indices					Indices annuels				
1980	37.3	65.9	2.5	56.6	11.0	44.5	80.4	8.4	55.3	11.9					
1981	42.6	67.5	2.4	63.1	11.5	52.3	83.5	3.9	62.6	13.2					
1982	48.9	70.6	4.6	69.2	9.7	57.4	83.5	0.0	68.7	9.7					
1983	53.4	73.0	3.4	73.2	5.8	63.4	85.9	2.9	73.8	7.4					
1984	62.2	79.4	8.8	78.3	7.0	75.2	94.4	9.9	79.7	8.0					
1985	69.8	83.2	4.8	83.9	7.2	84.3	99.1	5.0	85.1	6.8					
1986	73.4	85.2	2.4	86.1	2.6	79.6	93.0	-6.2	85.6	0.6					
1987	79.5	90.4	6.1	87.9	2.1	80.0	91.3	-1.8	87.6	2.3					
1988	78.6	85.3	-5.6	92.1	4.8	82.4	90.1	-1.3	91.5	4.5					
1989	88.9	92.1	8.0	96.5	4.8	94.2	95.9	6.4	98.2	7.3					
1990	100.0	100.0	8.6	100.0	3.6	100.0	100.0	4.3	100.0	1.8					
1991	110.7	107.8	7.8	102.7	2.7	109.2	104.8	4.8	104.2	4.2					
1992	122.5	115.9	7.5	105.7	2.9	121.2	111.7	6.6	108.5	4.1					
1993	123.6	108.6	-6.3	113.8	7.7	135.9	118.9	6.4	114.3	5.3					
	Vierteljährliche Indizes					Quarterly Indices					Indices trimestriels				
1989 1	88.3	91.5	11.0	96.5	6.3	91.6	92.8	16.9	98.7	8.0					
1989 2	91.0	94.9	14.2	95.9	3.9	99.5	101.9	17.3	97.6	7.5					
1989 3	84.3	87.4	5.8	96.5	4.0	98.4	99.9	12.8	98.5	6.6					
1989 4	92.7	95.4	7.4	97.2	5.3	109.1	111.2	17.5	98.1	7.4					
1990 1	98.2	96.9	5.9	101.3	5.0	99.5	98.8	6.5	100.7	2.0					
1990 2	98.9	99.7	5.1	99.2	3.4	97.5	98.2	-3.6	99.3	1.7					
1990 3	95.5	96.0	9.8	99.5	3.1	98.2	98.4	-1.5	99.8	1.3					
1990 4	106.2	106.2	11.3	100.0	2.9	104.5	104.3	-6.2	100.2	2.1					
1991 1	111.1	107.0	10.4	103.8	2.5	99.2	94.8	-4.0	104.6	3.9					
1991 2	109.3	107.1	7.4	102.1	2.9	104.4	100.2	2.0	104.2	4.9					
1991 3	109.1	106.6	11.0	102.3	2.8	109.3	103.1	4.8	106.0	6.2					
1991 4	114.7	112.0	5.5	102.4	2.4	123.0	120.0	15.1	102.5	2.3					
1992 1	125.4	117.0	9.3	107.2	3.3	128.5	116.0	22.4	110.8	5.9					
1992 2	121.7	115.8	8.1	105.1	2.9	125.5	116.6	16.4	107.6	3.3					
1992 3	122.1	116.4	9.2	104.9	2.5	129.7	121.3	17.7	106.9	0.8					
1992 4	127.9	120.8	7.9	105.9	3.4	139.0	127.6	6.3	108.9	6.2					
1993 1	124.6	108.9	-6.9	114.4	6.7	126.4	110.2	-5.0	114.7	3.5					
1993 2	119.2	106.4	-8.1	112.0	6.6	132.0	115.8	-0.7	114.0	5.9					
1993 3	116.6	101.4	-12.9	115.0	9.6	135.1	118.3	-2.5	114.2	6.8					
1993 4	127.6	112.0	-7.3	113.9	7.6	150.2	131.5	3.1	114.2	4.9					
	Monatliche Indizes					Monthly Indices					Indices mensuels				
1989 1	83.1	85.3	22.9	97.4	10.3	84.9	86.1	25.0	98.6	10.4					
1989 2	85.5	89.0	9.9	96.1	4.1	88.5	88.8	13.3	99.7	7.6					
1989 3	96.4	100.4	3.6	96.0	4.9	101.6	103.6	13.8	98.1	6.6					
1989 4	88.5	91.2	16.8	97.0	4.1	95.0	97.0	18.0	97.9	6.9					
1989 5	87.1	91.4	6.8	95.3	3.7	96.6	99.2	16.3	97.4	8.5					
1989 6	97.3	102.0	19.3	95.4	3.9	106.8	109.4	17.4	97.6	7.1					
1989 7	86.4	89.3	2.8	96.8	5.2	101.9	103.8	15.5	98.2	7.1					
1989 8	76.1	78.0	8.9	97.5	3.2	95.3	96.5	13.3	98.8	5.6					
1989 9	90.7	95.0	6.3	95.5	3.5	97.8	99.3	9.4	98.5	7.1					
1989 10	99.3	101.0	11.2	98.3	7.5	110.5	110.9	15.4	99.6	9.3					
1989 11	94.7	97.8	9.4	96.8	4.0	114.0	115.6	23.4	98.6	7.5					
1989 12	84.0	87.3	1.2	96.2	4.0	102.9	107.1	13.8	96.1	5.5					

BEC 63: KONSUMGUETER
A.N.G. / NICHT HALTBARBEC 63: CONSUMER
GOODS N.E.S. /
NON-DURABLEGCE 63: BIENS DE
CONSOMMATION NON
DESIGNES AILLEURS / NON
DURABLES

	Intra-EU Intra-EU Intra-UE					Extra-EU Extra-EU Extra-UE									
	VAL	VOL	VOL Δ%	UV	UV Δ%	VAL	VOL	VOL Δ%	UV	UV Δ%					
	Monatliche Indizes					Monthly Indices					Indices mensuels				
1990 1	94.9	94.8	9.5	100.1	4.6	105.8	103.9	6.8	101.8	2.8					
1990 2	97.1	94.8	5.8	102.4	5.7	99.1	97.8	5.4	101.3	2.5					
1990 3	108.9	108.8	10.8	100.1	5.1	106.9	106.1	8.5	100.8	2.3					
1990 4	98.1	98.2	5.1	99.9	3.7	96.9	93.8	-2.6	103.3	4.1					
1990 5	101.7	102.6	10.9	99.1	4.3	99.8	98.8	6.9	101.0	1.2					
1990 6	96.6	97.0	-3.0	99.6	5.6	92.6	90.5	-4.2	102.3	1.4					
1990 7	99.2	99.6	6.8	99.6	4.7	95.9	96.5	7.1	99.4	-1.5					
1990 8	88.3	87.9	7.1	100.4	3.2	96.5	97.8	11.3	98.7	-2.6					
1990 9	99.0	99.8	5.6	99.2	3.4	97.3	100.6	5.3	96.7	-4.4					
1990 10	113.6	113.1	6.4	100.4	3.9	113.7	115.5	10.2	98.4	-2.4					
1990 11	109.1	109.3	7.1	99.8	3.3	108.8	109.7	12.4	99.2	-2.6					
1990 12	94.0	94.4	2.4	99.6	4.1	86.5	88.6	7.1	97.6	-3.6					
1991 1	108.0	104.2	9.9	103.6	3.5	122.9	117.7	13.3	104.4	2.6					
1991 2	107.6	103.6	9.3	103.9	1.5	116.4	112.7	15.2	103.3	2.0					
1991 3	115.9	111.4	2.4	104.0	3.9	122.1	118.5	11.7	103.0	2.2					
1991 4	113.9	110.7	12.7	102.9	3.0	126.9	118.8	26.7	106.8	3.4					
1991 5	109.3	107.6	4.9	101.6	2.5	120.6	112.1	13.5	107.6	6.5					
1991 6	110.6	107.5	10.8	102.9	3.3	112.3	104.1	15.0	107.9	5.5					
1991 7	118.4	116.3	16.8	101.8	2.2	124.8	112.8	16.9	110.6	11.3					
1991 8	95.9	91.5	4.1	104.8	4.4	110.7	99.2	1.4	111.6	13.1					
1991 9	113.8	109.8	10.0	103.6	4.4	130.8	116.5	15.8	112.3	16.1					
1991 10	123.9	118.6	4.9	104.5	4.1	141.4	129.1	11.8	109.5	11.3					
1991 11	115.6	112.0	2.5	103.2	3.4	117.8	109.3	-0.4	107.8	8.7					
1991 12	107.4	101.2	7.2	106.1	6.5	105.1	95.6	7.9	109.9	12.6					
1992 1	115.0	106.9	2.6	107.6	3.9	138.9	123.4	4.8	112.6	7.9					
1992 2	123.2	113.1	9.2	108.9	4.8	140.4	122.8	9.0	114.3	10.6					
1992 3	133.9	123.4	10.8	108.5	4.3	150.6	134.6	13.6	111.9	8.6					
1992 4	126.3	117.3	6.0	107.7	4.7	136.1	120.0	1.0	113.4	6.2					
1992 5	116.7	110.5	2.7	105.6	3.9	123.1	112.3	0.2	109.6	1.9					
1992 6	122.1	116.0	7.9	105.3	2.3	126.3	116.9	12.3	108.0	0.1					
1992 7	131.3	124.3	6.9	105.6	3.7	139.3	129.0	14.4	108.0	-2.4					
1992 8	100.8	94.4	3.2	106.8	1.9	114.4	103.1	3.9	111.0	-0.5					
1992 9	127.7	120.6	9.8	105.9	2.2	142.8	132.3	13.6	107.9	-3.9					
1992 10	133.6	125.2	5.6	106.7	2.1	143.0	131.4	1.8	108.8	-0.6					
1992 11	121.7	114.2	2.0	106.6	3.3	136.4	121.9	11.5	111.9	3.8					
1992 12	129.9	118.4	17.0	109.7	3.4	135.4	119.7	25.2	113.1	2.9					
1993 1	103.7	95.6	-10.6	108.5	0.8	132.2	113.0	-8.4	117.0	3.9					
1993 2	111.6	101.8	-10.0	109.6	0.6	146.9	122.2	-0.5	120.2	5.2					
1993 3	127.4	115.2	-6.6	110.6	1.9	155.8	128.9	-4.2	120.9	8.0					
1993 4	110.4	99.1	-15.5	111.4	3.4	143.0	118.3	-1.4	120.9	6.6					
1993 5	108.1	100.0	-9.5	108.1	2.4	133.2	115.2	2.6	115.6	5.5					
1993 6	118.0	108.2	-6.7	109.1	3.6	143.2	127.1	8.7	112.7	4.4					
1993 7	112.0	102.0	-17.9	109.8	4.0	144.4	120.6	-6.5	119.7	10.8					
1993 8	99.0	90.9	-3.7	108.9	2.0	140.3	118.9	15.3	118.0	6.3					
1993 9	121.2	110.4	-8.5	109.8	3.7	153.6	130.6	-1.3	117.6	9.0					
1993 10	118.0	107.8	-13.9	109.5	2.6	152.4	128.0	-2.6	119.1	9.5					
1993 11	121.5	109.3	-4.3	111.2	4.3	155.0	131.7	8.0	117.7	5.2					
1993 12	123.3	109.6	-7.4	112.5	2.6	149.8	127.2	6.3	117.8	4.2					

BEC 63: KONSUMGUETER
A.N.G. / NICHT HALTBAR

BEC 63: CONSUMER
GOODS N.E.S. /
NON-DURABLE

GCE 63: BIENS DE
CONSOMMATION NON
DESIGNES AILLEURS / NON
DURABLES

	Intra-EU Intra-EU Intra-UE					Extra-EU Extra-EU Extra-UE									
	VAL	VOL	VOL Δ%	UV	UV Δ%	VAL	VOL	VOL Δ%	UV	UV Δ%					
	Monatliche Indizes					Monthly Indices					Indices mensuels				
1990 1	92.9	91.7	7.5	101.3	4.0	94.2	92.6	7.5	101.7	3.1					
1990 2	95.0	93.5	5.1	101.6	5.7	95.9	95.9	8.0	100.0	0.3					
1990 3	106.7	105.6	5.2	101.0	5.2	108.6	108.0	4.2	100.6	2.5					
1990 4	97.7	97.2	6.6	100.5	3.6	94.4	95.0	-2.1	99.4	1.5					
1990 5	99.6	100.0	9.4	99.6	4.5	99.2	99.9	0.7	99.3	2.0					
1990 6	99.7	102.0	0.0	97.7	2.4	98.8	99.7	-8.9	99.1	1.5					
1990 7	101.2	102.1	14.3	99.1	2.4	104.6	104.8	1.0	99.8	1.6					
1990 8	83.4	83.9	7.6	99.4	1.9	96.0	96.7	0.2	99.3	0.5					
1990 9	102.2	102.0	7.4	100.2	4.9	93.9	93.7	-5.6	100.2	1.7					
1990 10	115.3	115.8	14.7	99.6	1.3	111.4	111.6	0.6	99.8	0.2					
1990 11	110.3	111.4	13.9	99.0	2.3	107.3	105.9	-8.4	101.3	2.7					
1990 12	92.9	91.4	4.7	101.6	5.6	94.7	95.4	-10.9	99.3	3.3					
1991 1	109.7	105.4	14.9	104.1	2.8	97.9	92.4	-0.2	106.0	4.2					
1991 2	107.5	102.8	9.9	104.6	3.0	96.7	93.7	-2.3	103.2	3.2					
1991 3	115.8	112.8	6.8	102.7	1.7	102.9	98.4	-8.9	104.6	4.0					
1991 4	110.4	108.8	11.9	101.5	1.0	102.7	98.9	4.1	103.8	4.4					
1991 5	109.6	106.8	6.8	102.6	3.0	105.0	101.9	2.0	103.0	3.7					
1991 6	108.1	105.7	3.6	102.3	4.7	105.6	99.9	0.2	105.7	6.7					
1991 7	117.7	115.4	13.0	102.0	2.9	118.8	110.8	5.7	107.2	7.4					
1991 8	97.5	93.9	11.9	103.8	4.4	104.1	98.7	2.1	105.5	6.2					
1991 9	112.0	110.6	8.4	101.3	1.1	105.2	99.9	6.6	105.3	5.1					
1991 10	127.5	125.1	8.0	101.9	2.3	127.4	124.4	11.5	102.4	2.6					
1991 11	110.9	108.8	-2.3	101.9	2.9	120.4	117.9	11.3	102.1	0.8					
1991 12	105.9	102.2	11.8	103.6	2.0	120.9	117.5	23.2	102.9	3.6					
1992 1	118.7	111.0	5.3	106.9	2.7	117.9	104.8	13.4	112.5	6.1					
1992 2	124.0	114.9	11.8	107.9	3.2	128.4	116.6	24.4	110.1	6.7					
1992 3	133.7	125.2	11.0	106.8	4.0	139.5	126.8	28.9	110.0	5.2					
1992 4	123.8	116.0	6.6	106.7	5.1	130.2	120.8	22.1	107.8	3.9					
1992 5	116.2	111.7	4.6	104.0	1.4	117.6	108.6	6.6	108.3	5.1					
1992 6	125.1	119.7	13.2	104.5	2.2	128.5	120.3	20.4	106.8	1.0					
1992 7	132.9	127.7	10.7	104.1	2.1	143.8	135.5	22.3	106.1	-1.0					
1992 8	103.5	97.7	4.0	105.9	2.0	118.4	109.7	11.1	107.9	2.3					
1992 9	129.6	123.7	11.8	104.8	3.5	126.9	118.7	18.8	106.9	1.5					
1992 10	138.9	132.7	6.1	104.7	2.7	151.1	141.9	14.1	106.5	4.0					
1992 11	123.9	116.9	7.4	106.0	4.0	129.5	119.2	1.1	108.6	6.4					
1992 12	120.8	112.8	10.4	107.1	3.4	136.4	121.8	3.7	112.0	8.8					
1993 1	120.8	104.3	-6.0	115.8	8.3	109.7	95.8	-8.6	114.5	1.8					
1993 2	120.6	106.0	-7.7	113.8	5.5	126.6	110.3	-5.4	114.8	4.3					
1993 3	132.5	116.4	-7.0	113.8	6.6	142.6	124.4	-1.9	114.6	4.2					
1993 4	118.4	106.2	-8.4	111.5	4.5	132.1	114.7	-5.0	115.2	6.9					
1993 5	113.6	100.6	-9.9	112.9	8.6	123.1	106.4	-2.0	115.7	6.8					
1993 6	125.6	112.3	-6.2	111.8	7.0	140.7	126.3	5.0	111.4	4.3					
1993 7	119.4	104.8	-17.9	113.9	9.4	143.7	126.4	-6.7	113.7	7.2					
1993 8	101.8	88.9	-9.0	114.5	8.1	122.1	104.6	-4.6	116.7	8.2					
1993 9	128.6	110.5	-10.7	116.4	11.1	139.4	123.9	4.4	112.5	5.2					
1993 10	130.0	116.9	-11.9	111.2	6.2	146.2	128.9	-9.2	113.4	6.5					
1993 11	125.6	110.1	-5.8	114.1	7.6	146.1	127.6	7.0	114.5	5.4					
1993 12	127.1	109.0	-3.4	116.6	8.9	158.5	138.1	13.4	114.8	2.5					

NACE-CLIO R44 01:
ERZEUG. DER LAND-
FORST- UND FISCHWIRT-
SCHAFT

NACE-CLIO R44 01:
AGRICULTURAL,
FORESTRY AND FISHERY
PRODUCTS

NACE-CLIO R44 01:
PRODUITS DE
L'AGRICULTURE, DE LA
SYLVICULTURE ET DE LA
PECHE

	Intra-EU Intra-EU Intra-UE					Extra-EU Extra-EU Extra-UE									
	VAL	VOL	VOL Δ%	UV	UV Δ%	VAL	VOL	VOL Δ%	UV	UV Δ%					
	Jährliche Indizes					Annual Indices					Indices annuels				
1980	44.4	60.8	1.8	73.0	5.5	84.2	88.6	-0.4	95.0	5.6					
1981	49.2	61.6	1.3	79.8	9.3	90.2	85.3	-3.7	105.7	11.3					
1982	56.6	66.1	7.3	85.6	7.3	95.1	86.6	1.5	109.8	3.9					
1983	61.8	69.1	4.5	89.5	4.6	97.4	82.3	-5.0	118.3	7.7					
1984	67.7	71.2	3.0	95.1	6.3	121.6	87.7	6.6	138.6	17.2					
1985	76.9	80.2	12.6	95.9	0.8	125.1	90.2	2.9	138.7	0.1					
1986	81.3	85.0	6.0	95.6	-0.3	104.9	86.5	-4.1	121.3	-12.5					
1987	85.6	89.9	5.8	95.2	-0.4	96.0	92.1	6.5	104.2	-14.1					
1988	87.1	92.3	2.7	94.4	-0.8	103.0	94.6	2.7	108.9	4.5					
1989	96.4	98.3	6.5	98.1	3.9	105.9	93.8	-0.8	112.9	3.7					
1990	100.0	100.0	1.7	100.0	1.9	100.0	100.0	6.6	100.0	-11.4					
1991	111.4	107.1	7.1	104.0	4.0	104.5	103.0	3.0	101.5	1.5					
1992	108.7	107.9	0.7	100.7	-3.2	100.4	104.2	1.2	96.4	-5.0					
1993	93.4	94.9	-12.0	98.4	-2.3	93.1	94.5	-9.3	98.5	2.2					
	Vierteljährliche Indizes					Quarterly Indices					Indices trimestriels				
1989 1	96.2	98.3	10.1	97.9	2.0	116.4	100.5	4.9	115.8	11.0					
1989 2	103.9	104.1	6.3	99.8	4.9	119.0	101.4	5.8	117.4	9.4					
1989 3	83.0	86.4	6.4	96.1	3.8	96.3	86.3	4.6	111.6	-1.5					
1989 4	102.2	103.9	2.9	98.4	4.9	103.7	97.5	1.6	106.4	-4.4					
1990 1	102.7	99.2	0.9	103.5	5.7	109.3	105.7	5.2	103.4	-10.7					
1990 2	101.2	98.4	-5.5	102.8	3.0	110.8	107.9	6.4	102.7	-12.5					
1990 3	87.4	90.9	5.2	96.1	0.0	87.2	89.1	3.2	97.9	-12.3					
1990 4	110.2	112.8	8.6	97.7	-0.7	95.4	100.0	2.6	95.4	-10.3					
1991 1	112.3	107.1	8.0	104.9	1.4	99.4	103.0	-2.6	96.5	-6.7					
1991 2	115.5	109.5	11.3	105.5	2.6	112.5	108.7	0.7	103.5	0.8					
1991 3	98.5	95.9	5.5	102.7	6.9	97.4	93.5	4.9	104.2	6.4					
1991 4	118.4	115.3	2.2	102.7	5.1	105.7	103.7	3.7	101.9	6.8					
1992 1	116.4	109.3	2.1	106.5	1.5	113.6	114.5	11.2	99.2	2.8					
1992 2	116.0	111.0	1.4	104.5	-0.9	111.3	110.5	1.7	100.7	-2.7					
1992 3	93.5	98.0	2.2	95.4	-7.1	88.2	94.8	1.4	93.0	-10.7					
1992 4	110.1	114.9	-0.3	95.8	-6.7	101.6	110.3	6.4	92.1	-9.6					
1993 1	90.3	88.8	-18.8	101.7	-4.5	93.8	96.9	-15.4	96.8	-2.4					
1993 2	93.1	92.0	-17.1	101.2	-3.2	92.3	96.7	-12.5	95.4	-5.3					
1993 3	83.2	87.6	-10.6	95.0	-0.4	83.6	83.5	-11.9	100.1	7.6					
1993 4	100.0	104.3	-9.2	95.9	0.1	102.5	100.6	-8.8	101.9	10.6					
	Monatliche Indizes					Monthly Indices					Indices mensuels				
1989 1	91.9	94.3	21.4	97.5	2.3	115.9	101.7	27.8	114.0	12.1					
1989 2	91.9	93.9	8.9	97.9	1.8	110.5	95.1	-3.5	116.2	11.2					
1989 3	104.8	106.6	2.5	98.3	2.2	122.5	104.7	-4.0	117.0	10.5					
1989 4	104.5	105.6	8.1	99.0	4.2	119.0	102.0	4.3	116.7	8.5					
1989 5	108.4	107.9	4.2	100.5	5.5	120.5	103.6	7.1	116.3	9.1					
1989 6	98.5	98.8	6.8	99.7	4.9	117.7	98.7	6.4	119.3	10.9					
1989 7	77.6	80.6	12.4	96.3	3.1	99.4	86.9	3.8	114.4	2.7					
1989 8	82.7	86.6	6.9	95.5	4.4	89.6	80.8	2.1	110.9	-2.9					
1989 9	88.8	92.1	1.3	96.4	3.9	99.9	91.2	7.4	109.5	-4.2					
1989 10	99.3	102.7	5.1	96.7	4.7	102.7	95.4	6.7	107.7	-4.8					
1989 11	104.6	106.6	7.7	98.1	4.9	108.9	102.3	7.6	106.5	-4.0					
1989 12	103.0	102.5	-3.5	100.5	5.6	99.5	94.8	-8.4	105.0	-4.5					

NACE-CLIO R44 01:
ERZEUG. DER LAND-
FORST- UND FISCHWIRT-
SCHAFT

NACE-CLIO R44 01:
AGRICULTURAL,
FORESTRY AND FISHERY
PRODUCTS

NACE-CLIO R44 01:
PRODUITS DE
L'AGRICULTURE, DE LA
SYLVICULTURE ET DE LA
PECHE

	Intra-EU Intra-EU Intra-UE					Extra-EU Extra-EU Extra-UE									
	VAL	VOL	VOL Δ%	UV	UV Δ%	VAL	VOL	VOL Δ%	UV	UV Δ%					
	Jährliche Indizes					Annual Indices					Indices annuels				
1980	45.1	65.0	-0.5	69.4	6.1	50.5	62.5	22.1	80.8	9.0					
1981	51.1	67.9	4.5	75.3	8.5	71.9	80.3	28.5	89.5	10.8					
1982	58.1	71.3	5.0	81.5	8.2	68.2	73.8	-8.1	92.4	3.2					
1983	63.8	73.7	3.4	86.5	6.1	78.7	82.1	11.2	95.8	3.7					
1984	71.3	77.6	5.3	91.9	6.2	92.5	88.7	8.0	104.3	8.9					
1985	76.8	82.8	6.7	92.7	0.9	99.5	94.0	6.0	105.8	1.4					
1986	82.1	88.6	7.0	92.7	0.0	82.3	84.8	-9.8	97.1	-8.2					
1987	85.5	91.5	3.3	93.4	0.8	77.0	84.9	0.1	90.7	-6.6					
1988	85.4	91.0	-0.5	93.8	0.4	84.6	90.5	6.6	93.5	3.1					
1989	96.5	98.6	8.4	97.9	4.4	107.4	105.2	16.2	102.1	9.2					
1990	100.0	100.0	1.4	100.0	2.1	100.0	100.0	-4.9	100.0	-2.1					
1991	108.7	104.4	4.4	104.1	4.1	95.5	96.8	-3.2	98.7	-1.3					
1992	106.9	105.9	1.4	100.9	-3.1	105.7	106.3	9.8	99.4	0.7					
1993	98.9	98.4	-7.1	100.5	-0.4	108.0	107.8	1.4	100.2	0.8					
	Vierteljährliche Indizes					Quarterly Indices					Indices trimestriels				
1989 1	96.0	98.1	11.6	97.9	3.4	120.5	117.7	34.2	102.4	12.7					
1989 2	98.7	99.6	5.7	99.1	4.9	115.1	109.5	25.7	105.1	16.4					
1989 3	84.7	88.9	9.9	95.3	3.3	85.2	86.0	19.8	99.1	8.8					
1989 4	105.4	106.5	7.3	99.0	5.7	111.8	110.7	6.9	101.0	1.0					
1990 1	104.1	100.8	2.8	103.3	5.5	132.6	126.8	7.7	104.6	2.1					
1990 2	99.1	96.3	-3.3	102.9	3.8	100.5	98.7	-9.9	101.8	-3.1					
1990 3	89.2	92.4	3.9	96.5	1.3	81.3	84.2	-2.1	96.5	-2.6					
1990 4	108.9	111.8	5.0	97.4	-1.6	95.1	99.7	-9.9	95.4	-5.5					
1991 1	112.3	107.2	6.3	104.8	1.5	98.2	102.8	-18.9	95.5	-8.7					
1991 2	109.9	103.6	7.6	106.1	3.1	99.7	99.5	0.8	100.2	-1.6					
1991 3	96.2	94.5	2.3	101.8	5.5	82.5	82.6	-1.9	99.9	3.5					
1991 4	116.4	112.5	0.6	103.5	6.3	100.8	101.1	1.4	99.7	4.5					
1992 1	117.6	109.1	1.8	107.8	2.9	117.1	112.5	9.4	104.1	9.0					
1992 2	111.2	106.4	2.7	104.5	-1.5	114.3	111.4	12.0	102.6	2.4					
1992 3	91.4	96.4	2.0	94.8	-6.9	91.1	97.0	17.4	93.9	-6.0					
1992 4	109.5	114.2	1.5	95.9	-7.3	116.8	121.0	19.7	96.5	-3.2					
1993 1	99.0	94.4	-13.5	104.9	-2.7	113.3	110.1	-2.1	102.9	-1.2					
1993 2	100.3	97.8	-8.1	102.6	-1.8	114.4	109.1	-2.1	104.9	2.2					
1993 3	86.9	90.4	-6.2	96.1	1.4	87.2	90.9	-6.3	95.9	2.1					
1993 4	107.2	108.9	-4.6	98.4	2.6	116.6	120.7	-0.2	96.6	0.1					
	Monatliche Indizes					Monthly Indices					Indices mensuels				
1989 1	92.2	95.5	18.2	96.5	3.7	110.9	109.7	48.4	101.1	11.2					
1989 2	89.4	91.6	6.0	97.6	2.8	125.8	121.7	48.6	103.4	13.5					
1989 3	106.4	107.1	11.0	99.3	3.7	125.0	121.7	13.2	102.7	13.1					
1989 4	97.7	98.5	4.2	99.2	5.5	136.6	128.9	46.5	106.0	17.5					
1989 5	106.1	106.5	6.6	99.6	4.5	110.8	104.8	11.7	105.7	16.7					
1989 6	92.3	93.8	6.3	98.4	4.6	97.7	94.7	19.4	103.2	14.7					
1989 7	77.7	81.6	11.9	95.2	2.8	79.4	80.0	22.1	99.3	10.8					
1989 8	84.5	89.3	12.3	94.6	4.0	78.9	80.4	12.8	98.1	7.8					
1989 9	92.3	96.0	6.4	96.1	3.1	97.4	97.5	24.2	99.9	8.1					
1989 10	109.3	111.0	14.7	98.5	5.5	110.0	109.3	16.4	100.6	3.8					
1989 11	107.3	108.3	7.5	99.1	6.2	119.0	118.8	14.9	100.2	0.8					
1989 12	99.5	100.0	-0.6	99.5	5.4	106.3	104.0	-8.3	102.2	-1.0					

NACE-CLIO R44 01:
ERZEUG. DER LAND-
FORST- UND FISCHWIRT-
SCHAFT

NACE-CLIO R44 01:
AGRICULTURAL,
FORESTRY AND FISHERY
PRODUCTS

NACE-CLIO R44 01:
PRODUITS DE
L'AGRICULTURE, DE LA
SYLVICULTURE ET DE LA
PECHE

	Intra-EU Intra-EU Intra-UE					Extra-EU Extra-EU Extra-UE									
	VAL	VOL	VOL Δ%	UV	UV Δ%	VAL	VOL	VOL Δ%	UV	UV Δ%					
	Monatliche Indizes					Monthly Indices					Indices mensuels				
1990 1	99.7	97.3	3.2	102.5	5.1	113.8	109.6	7.8	103.8	-8.9					
1990 2	96.2	92.6	-1.4	103.9	6.1	102.8	99.9	5.0	102.9	-11.4					
1990 3	112.1	107.7	1.0	104.1	5.9	111.5	107.7	2.9	103.5	-11.5					
1990 4	106.0	100.9	-4.5	105.1	6.2	104.8	100.4	-1.6	104.4	-10.5					
1990 5	106.3	103.8	-3.8	102.4	1.9	115.5	112.0	8.1	103.1	-11.3					
1990 6	91.2	90.7	-8.2	100.6	0.9	112.3	111.4	12.9	100.8	-15.5					
1990 7	83.1	85.6	6.2	97.1	0.8	93.1	94.3	8.5	98.7	-13.7					
1990 8	89.3	94.0	8.5	95.0	-0.5	88.5	90.9	12.5	97.4	-12.2					
1990 9	89.7	93.1	1.1	96.3	-0.1	79.9	82.0	-10.1	97.4	-11.1					
1990 10	109.5	113.1	10.1	96.8	0.1	100.2	103.3	8.3	97.0	-9.9					
1990 11	112.3	115.7	8.5	97.1	-1.0	94.3	98.9	-3.3	95.3	-10.5					
1990 12	108.6	109.5	6.8	99.2	-1.3	92.0	97.9	3.3	94.0	-10.5					
1991 1	113.3	109.6	12.6	103.4	0.9	103.5	108.4	-1.1	95.5	-8.0					
1991 2	103.3	98.6	6.5	104.8	0.9	91.5	96.0	-3.9	95.3	-7.4					
1991 3	120.6	113.1	5.0	106.6	2.4	103.2	104.6	-2.9	98.7	-4.6					
1991 4	124.6	117.9	16.8	105.7	0.6	118.9	116.2	15.7	102.3	-2.0					
1991 5	118.0	111.6	7.5	105.7	3.2	115.5	111.1	-0.8	104.0	0.9					
1991 6	104.1	99.1	9.3	105.0	4.4	102.9	98.8	-11.3	104.2	3.4					
1991 7	97.1	92.3	7.8	105.2	8.3	109.6	103.1	9.3	106.3	7.7					
1991 8	93.2	90.9	-3.3	102.5	7.9	86.4	83.8	-7.8	103.1	5.9					
1991 9	105.2	104.4	12.1	100.8	4.7	96.3	93.5	14.0	103.0	5.7					
1991 10	116.8	116.7	3.2	100.1	3.4	110.9	108.1	4.6	102.6	5.8					
1991 11	120.4	116.2	0.4	103.6	6.7	102.6	99.0	0.1	103.6	8.7					
1991 12	117.9	113.0	3.2	104.3	5.1	103.4	103.8	6.0	99.6	6.0					
1992 1	111.9	106.1	-3.2	105.5	2.0	112.2	114.0	5.2	98.4	3.0					
1992 2	112.1	104.6	6.1	107.2	2.3	106.3	107.5	12.0	98.9	3.8					
1992 3	125.3	117.3	3.7	106.8	0.2	122.1	121.9	16.5	100.2	1.5					
1992 4	125.1	118.4	0.4	105.7	0.0	121.2	119.1	2.5	101.8	-0.5					
1992 5	116.9	111.2	-0.4	105.1	-0.6	110.9	109.0	-1.9	101.7	-2.2					
1992 6	105.9	103.3	4.2	102.5	-2.4	101.6	103.5	4.8	98.2	-5.8					
1992 7	95.7	97.7	5.9	98.0	-6.8	102.2	107.1	3.9	95.4	-10.3					
1992 8	85.3	90.3	-0.7	94.5	-7.8	75.5	81.7	-2.5	92.4	-10.4					
1992 9	99.4	106.0	1.5	93.8	-6.9	86.6	95.5	2.1	90.7	-11.9					
1992 10	106.6	110.9	-5.0	96.1	-4.0	97.1	106.6	-1.4	91.1	-11.2					
1992 11	105.9	110.5	-4.9	95.8	-7.5	97.6	105.9	7.0	92.2	-11.0					
1992 12	117.8	123.2	9.0	95.6	-8.3	109.8	118.3	14.0	92.8	-6.8					
1993 1	80.0	79.9	-24.7	100.1	-5.1	83.6	87.7	-23.1	95.3	-3.2					
1993 2	87.5	86.0	-17.8	101.8	-5.0	93.2	96.4	-10.3	96.7	-2.2					
1993 3	103.4	100.6	-14.2	102.8	-3.7	104.6	106.7	-12.5	98.0	-2.2					
1993 4	100.0	96.8	-18.2	103.3	-2.3	98.9	101.6	-14.7	97.3	-4.4					
1993 5	91.3	90.3	-18.8	101.1	-3.8	85.2	90.3	-17.2	94.3	-7.3					
1993 6	88.1	88.9	-13.9	99.1	-3.3	92.7	98.1	-5.2	94.5	-3.8					
1993 7	81.7	84.8	-13.2	96.4	-1.6	84.3	86.7	-19.0	97.2	1.9					
1993 8	80.6	85.5	-5.3	94.3	-0.2	76.3	76.1	-6.9	100.2	8.4					
1993 9	87.2	92.4	-12.8	94.4	0.6	90.3	87.8	-8.1	102.9	13.5					
1993 10	89.6	94.7	-14.6	94.6	-1.6	89.6	88.6	-16.9	101.1	11.0					
1993 11	96.0	101.1	-8.5	95.0	-0.8	103.4	101.8	-3.9	101.6	10.2					
1993 12	114.2	116.9	-5.1	97.7	2.2	114.5	111.5	-5.7	102.7	10.7					

EU Ausfuhr
NACE-CLIO R44 01:
ERZEUG. DER LAND-
FORST- UND FISCHWIRT-
SCHAFT

EU Exports
NACE-CLIO R44 01:
AGRICULTURAL,
FORESTRY AND FISHERY
PRODUCTS

Exportations UE
NACE-CLIO R44 01:
PRODUITS DE
L'AGRICULTURE, DE LA
SYLVICULTURE ET DE LA
PECHE

1990=100

	Intra-EU Intra-EU Intra-UE					Extra-EU Extra-EU Extra-UE					
	VAL	VOL	VOL Δ%	UV	UV Δ%	VAL	VOL	VOL Δ%	UV	UV Δ%	
	Monatliche Indizes			Monthly Indices			Indices mensuels				
1990 1	104.4	102.0	6.8	102.4	6.1	127.2	120.2	9.6	105.8	4.6	
1990 2	98.6	95.3	4.0	103.5	6.0	136.6	131.9	8.4	103.6	0.2	
1990 3	109.3	105.2	-1.8	103.9	4.6	134.1	128.3	5.4	104.5	1.8	
1990 4	101.8	96.6	-1.9	105.4	6.3	115.4	112.8	-12.5	102.3	-3.5	
1990 5	105.1	102.3	-3.9	102.7	3.1	95.7	95.0	-9.4	100.7	-4.7	
1990 6	90.6	90.1	-3.9	100.5	2.1	90.3	88.3	-6.8	102.3	-0.9	
1990 7	84.8	86.2	5.6	98.4	3.4	76.3	75.8	-5.3	100.6	1.3	
1990 8	88.3	92.2	3.2	95.8	1.3	79.3	83.8	4.2	94.6	-3.6	
1990 9	94.5	98.7	2.8	95.7	-0.4	88.4	93.2	-4.4	94.8	-5.1	
1990 10	110.8	114.9	3.5	96.4	-2.1	101.6	108.3	-0.9	93.8	-6.8	
1990 11	111.4	114.3	5.5	97.5	-1.6	93.9	95.6	-19.5	98.2	-2.0	
1990 12	104.6	106.2	6.2	98.5	-1.0	90.0	95.3	-8.4	94.4	-7.6	
1991 1	110.9	107.5	5.4	103.2	0.8	93.3	98.4	-18.1	94.8	-10.4	
1991 2	105.5	99.9	4.8	105.6	2.0	95.6	101.6	-23.0	94.1	-9.2	
1991 3	120.7	114.3	8.7	105.6	1.6	105.6	108.5	-15.4	97.3	-6.9	
1991 4	116.1	109.4	13.3	106.1	0.7	101.6	104.6	-7.3	97.1	-5.1	
1991 5	113.7	106.5	4.1	106.8	4.0	110.5	108.9	14.6	101.5	0.8	
1991 6	100.1	95.0	5.4	105.4	4.9	87.0	84.9	-3.9	102.5	0.2	
1991 7	92.7	89.1	3.4	104.0	5.7	85.0	82.6	9.0	102.9	2.3	
1991 8	92.4	90.9	-1.4	101.7	6.2	76.8	75.5	-9.9	101.7	7.5	
1991 9	103.4	103.6	5.0	99.8	4.3	85.8	89.7	-3.8	95.7	0.9	
1991 10	117.4	116.2	1.1	101.0	4.8	102.4	105.0	-3.0	97.5	3.9	
1991 11	118.8	113.0	-1.1	105.1	7.8	101.9	101.4	6.1	100.5	2.3	
1991 12	113.2	108.3	2.0	104.5	6.1	97.9	96.8	1.6	101.1	7.1	
1992 1	114.1	107.1	-0.4	106.5	3.2	106.1	104.5	6.2	101.5	7.1	
1992 2	113.0	103.8	3.9	108.9	3.1	115.0	110.4	8.7	104.2	10.7	
1992 3	125.7	116.4	1.8	108.0	2.3	130.2	122.6	13.0	106.2	9.1	
1992 4	120.6	113.2	3.5	106.5	0.4	123.8	117.8	12.6	105.1	8.2	
1992 5	111.7	106.2	-0.3	105.2	-1.5	101.4	99.6	-8.5	101.8	0.3	
1992 6	101.4	99.8	5.1	101.6	-3.6	117.8	116.9	37.7	100.8	-1.7	
1992 7	92.1	95.2	6.8	96.7	-7.0	98.4	102.6	24.2	95.9	-6.8	
1992 8	84.4	91.0	0.1	92.8	-8.8	84.2	90.9	20.4	92.6	-8.9	
1992 9	97.6	103.0	-0.6	94.8	-5.0	91.0	97.6	8.8	93.2	-2.6	
1992 10	110.1	114.2	-1.7	96.4	-4.6	121.0	125.6	19.6	96.3	-1.2	
1992 11	105.4	110.5	-2.2	95.4	-9.2	117.1	121.2	19.5	96.6	-3.9	
1992 12	113.1	117.8	8.8	96.0	-8.1	112.3	116.0	19.8	96.8	-4.3	
1993 1	91.4	88.8	-17.1	102.9	-3.4	98.6	96.5	-7.7	102.2	0.7	
1993 2	93.7	90.1	-13.2	104.0	-4.5	104.3	102.0	-7.6	102.3	-1.8	
1993 3	112.1	104.5	-10.2	107.3	-0.6	137.1	132.0	7.7	103.9	-2.2	
1993 4	105.9	101.0	-10.8	104.9	-1.5	132.1	126.3	7.2	104.6	-0.5	
1993 5	101.4	98.3	-7.4	103.2	-1.9	110.6	105.7	6.1	104.6	2.8	
1993 6	93.8	94.3	-5.5	99.5	-2.1	100.8	95.4	-18.4	105.7	4.9	
1993 7	82.9	85.0	-10.7	97.5	0.8	81.8	83.1	-19.0	98.4	2.6	
1993 8	80.6	85.0	-6.6	94.8	2.2	80.5	83.9	-7.7	96.0	3.7	
1993 9	97.1	101.3	-1.7	95.9	1.2	99.3	105.7	8.3	93.9	0.8	
1993 10	99.8	103.2	-9.6	96.7	0.3	109.6	116.3	-7.4	94.2	-2.2	
1993 11	110.1	111.5	0.9	98.7	3.5	116.0	119.3	-1.6	97.2	0.6	
1993 12	111.8	112.0	-4.9	99.8	4.0	124.6	126.6	9.1	98.4	1.7	

NACE-CLIO R44 03:
STEINKOHLE, BRAUNKOHLE,
BRIKETS

NACE-CLIO R44 03:
COAL, LIGNITE (BROWN
COAL) AND BRIQUETTES

NACE-CLIO R44 03:
HOUILLE, LIGNITE,
AGGLOMERES ET
BRIQUETTES

	Intra-EU Intra-EU Intra-UE					Extra-EU Extra-EU Extra-UE									
	VAL	VOL	VOL Δ%	UV	UV Δ%	VAL	VOL	VOL Δ%	UV	UV Δ%					
	Jährliche Indizes					Annual Indices					Indices annuels				
1980	137.4	190.3	-3.6	72.2	17.2	65.0	70.3	24.6	92.5	11.7					
1981	188.0	200.2	5.2	93.9	30.1	90.2	67.8	-3.6	133.1	43.9					
1982	173.2	167.3	-16.4	103.5	10.2	99.0	67.0	-1.2	147.7	11.0					
1983	165.6	163.5	-2.3	101.3	-2.1	79.9	56.2	-16.1	142.1	-3.8					
1984	190.8	178.3	9.1	107.0	5.6	106.5	71.5	27.2	148.9	4.8					
1985	181.6	156.7	-12.1	115.9	8.3	128.3	81.8	14.4	156.8	5.3					
1986	146.8	132.6	-15.4	110.7	-4.5	94.7	81.0	-1.0	116.9	-25.4					
1987	123.4	117.3	-11.5	105.2	-5.0	71.1	76.4	-5.7	93.0	-20.4					
1988	95.0	98.3	-16.2	96.6	-8.2	76.1	82.2	7.6	92.6	-0.4					
1989	91.8	91.2	-7.2	100.7	4.2	92.2	88.2	7.3	104.5	12.9					
1990	100.0	100.0	9.6	100.0	-0.7	100.0	100.0	13.4	100.0	-4.3					
1991	98.2	92.4	-7.6	106.3	6.3	112.5	113.6	13.6	99.0	-1.0					
1992	64.8	59.8	-35.3	108.4	2.0	117.5	124.2	9.3	94.6	-4.4					
1993	63.1	55.6	-7.0	113.5	4.7	89.7	94.3	-24.1	95.1	0.5					
	Vierteljährliche Indizes					Quarterly Indices					Indices trimestriels				
1989 1	87.4	85.2	-9.9	102.6	2.7	85.2	83.9	-5.5	101.5	16.8					
1989 2	90.1	90.6	-14.4	99.4	9.1	93.1	89.1	10.1	104.5	16.2					
1989 3	88.5	88.1	-13.6	100.4	9.6	96.7	89.5	-0.8	108.1	14.3					
1989 4	104.9	104.5	6.4	100.4	-4.0	99.6	96.0	5.7	103.8	5.5					
1990 1	96.6	99.9	17.3	96.7	-5.8	103.7	102.1	21.7	101.6	0.1					
1990 2	92.3	93.5	3.2	98.7	-0.7	105.2	103.0	15.6	102.1	-2.3					
1990 3	89.2	86.8	-1.5	102.8	2.4	88.1	88.0	-1.7	100.1	-7.4					
1990 4	123.1	121.0	15.8	101.7	1.3	101.6	105.4	9.8	96.4	-7.1					
1991 1	128.2	121.6	21.7	105.4	9.0	93.4	100.1	-2.0	93.3	-8.2					
1991 2	90.8	87.3	-6.6	104.0	5.4	110.8	110.9	7.7	99.9	-2.2					
1991 3	84.2	76.8	-11.5	109.7	6.7	122.2	119.3	35.6	102.4	2.3					
1991 4	86.7	81.0	-33.1	107.0	5.2	122.7	123.2	16.9	99.6	3.3					
1992 1	71.8	64.7	-46.8	110.9	5.2	131.9	133.0	32.9	99.2	6.3					
1992 2	61.4	55.7	-36.2	110.3	6.1	121.2	125.1	12.8	96.9	-3.0					
1992 3	57.4	53.7	-30.1	106.9	-2.6	112.4	124.9	4.7	90.0	-12.1					
1992 4	69.8	66.2	-18.3	105.4	-1.5	117.9	127.9	3.8	92.2	-7.4					
1993 1	54.8	47.4	-26.7	115.6	4.2	93.4	99.0	-25.6	94.3	-4.9					
1993 2	61.1	53.0	-4.8	115.3	4.5	88.2	93.4	-25.3	94.4	-2.6					
1993 3	59.3	54.5	1.5	108.8	1.8	86.7	90.8	-27.3	95.5	6.1					
1993 4	73.7	64.4	-2.7	114.5	8.6	90.4	94.1	-26.4	96.1	4.2					
	Monatliche Indizes					Monthly Indices					Indices mensuels				
1989 1	99.4	94.6	1.2	105.1	5.0	79.9	79.1	2.3	101.0	17.7					
1989 2	86.5	86.7	-16.2	99.8	0.7	86.8	85.6	3.6	101.4	17.0					
1989 3	76.4	74.4	-14.3	102.7	2.1	88.8	87.1	-18.2	102.0	15.9					
1989 4	88.5	88.8	-6.1	99.7	6.3	90.4	88.2	19.7	102.5	13.5					
1989 5	91.6	92.6	-25.5	98.9	15.9	98.7	93.8	17.5	105.2	17.9					
1989 6	90.2	90.5	-8.2	99.7	3.9	90.0	85.1	-4.7	105.8	17.3					
1989 7	91.8	92.6	3.8	99.1	4.4	87.4	81.6	6.3	107.1	14.3					
1989 8	84.6	82.2	-15.6	102.9	9.4	101.2	94.2	5.5	107.4	14.1					
1989 9	88.8	89.3	-25.2	99.4	14.0	101.9	92.8	-11.2	109.8	14.7					
1989 10	112.4	111.6	25.1	100.7	-4.2	101.2	95.1	5.3	106.4	8.6					
1989 11	91.2	90.8	-10.6	100.4	-3.3	101.8	100.1	8.9	101.7	2.1					
1989 12	111.2	111.0	6.8	100.2	-4.6	96.1	92.9	2.9	103.4	5.9					

NACE-CLIO R44 03:
STEINKOHLE, BRAUNKOHLE,
BRIKETS

NACE-CLIO R44 03:
COAL, LIGNITE (BROWN
COAL) AND BRIQUETTES

NACE-CLIO R44 03:
HOUILLE, LIGNITE,
AGGLOMERES ET
BRIQUETTES

	Intra-EU Intra-EU Intra-UE					Extra-EU Extra-EU Extra-UE									
	VAL	VOL	VOL Δ%	UV	UV Δ%	VAL	VOL	VOL Δ%	UV	UV Δ%					
	Jährliche Indizes					Annual Indices					Indices annuels				
1980	145.6	209.8	-9.1	69.4	20.3	106.9	133.5	-27.6	80.1	21.0					
1981	197.1	224.5	7.0	87.8	26.5	235.3	284.2	112.9	82.8	3.4					
1982	187.8	189.7	-15.5	99.0	12.8	219.2	246.0	-13.4	89.1	7.6					
1983	168.6	180.3	-5.0	93.5	-5.6	244.9	322.6	31.1	75.9	-14.8					
1984	183.7	174.8	-3.1	105.1	12.4	167.6	191.1	-40.8	87.7	15.5					
1985	179.5	154.3	-11.7	116.3	10.7	199.5	183.7	-3.9	108.6	23.8					
1986	151.3	132.0	-14.5	114.6	-1.5	140.4	136.2	-25.9	103.1	-5.1					
1987	116.1	109.9	-16.7	105.6	-7.9	100.8	105.5	-22.5	95.5	-7.4					
1988	104.3	98.3	-10.6	106.1	0.5	100.4	98.3	-6.8	102.1	6.9					
1989	98.0	99.8	1.5	98.2	-7.4	103.3	105.0	6.8	98.4	-3.6					
1990	100.0	100.0	0.2	100.0	1.8	100.0	100.0	-4.8	100.0	1.6					
1991	93.9	86.5	-13.5	108.6	8.6	92.3	97.3	-2.7	94.9	-5.1					
1992	70.8	55.8	-35.5	126.8	16.8	55.1	53.4	-45.1	103.1	8.6					
1993	55.9	44.3	-20.6	126.2	-0.5	53.2	48.9	-8.4	108.7	5.4					
	Vierteljährliche Indizes					Quarterly Indices					Indices trimestriels				
1989 1	91.4	90.0	-5.1	101.5	-8.1	86.2	84.4	-9.1	102.1	-3.2					
1989 2	96.8	97.1	-1.9	99.7	-6.4	93.6	92.7	-10.5	101.0	2.5					
1989 3	94.0	100.8	2.5	93.3	-13.7	99.2	98.7	12.8	100.5	-4.1					
1989 4	109.2	110.8	9.4	98.6	-0.9	134.1	144.2	33.0	93.0	-7.4					
1990 1	113.9	116.8	29.8	97.5	-3.9	104.8	105.2	24.6	99.6	-2.4					
1990 2	94.2	97.6	0.5	96.5	-3.2	106.2	106.3	14.7	99.9	-1.1					
1990 3	89.3	90.4	-10.3	98.8	5.9	91.4	92.0	-6.8	99.3	-1.2					
1990 4	103.3	95.8	-13.5	107.8	9.3	97.9	96.7	-32.9	101.2	8.8					
1991 1	100.0	98.5	-15.7	101.5	4.1	117.6	139.5	32.6	84.3	-15.4					
1991 2	89.3	86.8	-11.1	102.9	6.6	87.0	93.6	-11.9	93.0	-6.9					
1991 3	87.3	77.9	-13.8	112.1	13.5	91.3	86.8	-5.7	105.2	5.9					
1991 4	98.6	82.2	-14.2	119.9	11.2	73.0	68.6	-29.1	106.4	5.1					
1992 1	69.5	54.9	-44.3	126.6	24.7	43.3	43.1	-69.1	100.5	19.2					
1992 2	68.3	52.5	-39.5	130.1	26.4	65.9	63.4	-32.3	103.9	11.7					
1992 3	69.3	55.1	-29.3	125.8	12.2	55.9	54.4	-37.3	102.7	-2.4					
1992 4	75.6	60.5	-26.4	124.9	4.2	55.2	52.8	-23.0	104.6	-1.7					
1993 1	44.6	31.5	-42.6	141.6	11.8	49.5	51.7	20.0	95.7	-4.8					
1993 2	50.7	42.0	-20.0	120.6	-7.3	65.1	56.8	-10.4	114.7	10.4					
1993 3	58.2	46.9	-14.9	124.1	-1.4	44.0	41.0	-24.6	107.2	4.4					
1993 4	65.3	53.0	-12.4	123.2	-1.4	54.2	46.2	-12.5	117.4	12.2					
	Monatliche Indizes					Monthly Indices					Indices mensuels				
1989 1	105.7	100.6	-0.9	105.1	-6.1	86.2	85.8	-22.1	100.5	-1.0					
1989 2	85.3	82.1	-4.4	103.9	-8.7	75.1	73.3	1.4	102.5	0.7					
1989 3	82.9	87.3	-10.1	95.0	-10.5	97.1	93.9	-2.2	103.4	-8.8					
1989 4	90.9	87.7	2.6	103.7	-3.3	101.2	100.2	18.0	101.0	8.4					
1989 5	96.4	100.9	-4.6	95.5	-9.6	86.6	86.2	-23.7	100.5	-2.5					
1989 6	103.3	102.5	-3.0	100.8	-5.5	93.3	91.7	-18.7	101.7	3.7					
1989 7	88.9	99.6	8.4	89.3	-15.1	80.8	81.0	-23.1	99.7	-3.2					
1989 8	87.5	91.3	0.6	95.8	-14.6	115.8	111.5	61.6	103.9	-4.7					
1989 9	105.8	111.6	-0.6	94.8	-11.6	101.1	103.6	17.9	97.6	-6.2					
1989 10	111.9	113.4	8.1	98.7	-5.4	149.0	158.2	44.6	94.2	-4.7					
1989 11	98.3	104.0	8.8	94.5	-2.3	130.0	139.8	15.3	93.0	-12.3					
1989 12	117.7	114.9	11.2	102.4	5.2	123.0	134.6	42.7	91.4	-3.8					

NACE-CLIO R44 03:
STEINKOHLE, BRAUNKOHLE,
BRIKETT

NACE-CLIO R44 03:
COAL, LIGNITE (BROWN
COAL) AND BRIQUETTES

NACE-CLIO R44 03:
HOUILLE, LIGNITE,
AGGLOMERES ET
BRIQUETTES

	Intra-EU Intra-EU Intra-UE					Extra-EU Extra-EU Extra-UE									
	VAL	VOL	VOL Δ%	UV	UV Δ%	VAL	VOL	VOL Δ%	UV	UV Δ%					
	Monatliche Indizes					Monthly Indices					Indices mensuels				
1990 1	108.4	113.4	19.9	95.6	-9.0	99.0	96.1	21.5	103.0	2.0					
1990 2	93.6	94.5	9.0	99.1	-0.7	98.9	98.1	14.6	100.8	-0.6					
1990 3	87.8	91.8	23.4	95.6	-6.9	113.3	112.1	28.7	101.1	-0.9					
1990 4	90.3	92.7	4.4	97.4	-2.3	104.9	103.0	16.8	101.8	-0.7					
1990 5	101.2	103.7	12.0	97.6	-1.3	105.2	103.2	10.0	101.9	-3.1					
1990 6	85.4	84.1	-7.1	101.5	1.8	105.3	102.6	20.6	102.6	-3.0					
1990 7	76.2	75.9	-18.0	100.4	1.3	85.4	83.8	2.7	101.9	-4.9					
1990 8	94.0	91.9	11.8	102.3	-0.6	88.4	90.8	-3.6	97.4	-9.3					
1990 9	97.5	92.6	3.7	105.3	5.9	90.4	89.5	-3.6	101.0	-8.0					
1990 10	134.3	130.8	17.2	102.7	2.0	105.3	106.3	11.8	99.1	-6.9					
1990 11	102.6	98.4	8.4	104.3	3.9	94.6	97.0	-3.1	97.5	-4.1					
1990 12	132.4	133.9	20.6	98.9	-1.3	104.7	112.8	21.4	92.8	-10.3					
1991 1	133.9	126.3	11.4	106.0	10.9	98.4	105.0	9.3	93.7	-9.0					
1991 2	133.0	127.0	34.4	104.7	5.7	84.6	91.6	-6.6	92.4	-8.3					
1991 3	117.6	111.5	21.5	105.5	10.4	97.5	103.8	-7.4	93.9	-7.1					
1991 4	80.8	79.0	-14.8	102.3	5.0	108.4	107.5	4.4	100.8	-1.0					
1991 5	96.7	92.7	-10.6	104.3	6.9	114.3	115.7	12.1	98.8	-3.0					
1991 6	94.9	90.3	7.4	105.1	3.5	109.4	109.3	6.5	100.1	-2.4					
1991 7	85.7	77.4	2.0	110.7	10.3	116.1	113.4	35.3	102.4	0.5					
1991 8	86.9	79.5	-13.5	109.3	6.8	121.8	118.4	30.4	102.9	5.6					
1991 9	80.2	73.5	-20.6	109.1	3.6	128.5	126.1	40.9	101.9	0.9					
1991 10	85.5	80.7	-38.3	105.9	3.1	117.2	115.7	8.8	101.3	2.2					
1991 11	85.2	78.7	-20.0	108.3	3.8	122.8	122.7	26.5	100.1	2.7					
1991 12	89.3	83.5	-37.6	107.0	8.2	128.2	131.2	16.3	97.7	5.3					
1992 1	87.0	79.6	-37.0	109.3	3.1	131.0	134.9	28.5	97.1	3.6					
1992 2	67.9	60.8	-52.1	111.6	6.6	122.6	122.2	33.4	100.3	8.5					
1992 3	60.6	53.8	-51.7	112.6	6.7	142.4	142.0	36.8	100.3	6.8					
1992 4	61.6	56.9	-28.0	108.3	5.9	121.9	124.1	15.4	98.2	-2.6					
1992 5	70.4	62.5	-32.6	112.7	8.1	131.0	135.2	16.9	96.9	-1.9					
1992 6	52.1	47.6	-47.3	109.5	4.2	110.9	115.9	6.0	95.7	-4.4					
1992 7	47.2	43.7	-43.5	108.1	-2.3	126.8	139.7	23.2	90.8	-11.3					
1992 8	51.9	50.0	-37.1	103.8	-5.0	102.4	114.5	-3.3	89.4	-13.1					
1992 9	73.1	67.4	-8.3	108.4	-0.6	108.0	120.5	-4.4	89.6	-12.1					
1992 10	67.8	63.2	-21.7	107.3	1.3	108.1	121.9	5.4	88.7	-12.4					
1992 11	68.9	66.1	-16.0	104.2	-3.8	115.5	124.2	1.2	93.0	-7.1					
1992 12	72.6	69.2	-17.1	104.9	-2.0	130.1	137.7	5.0	94.5	-3.3					
1993 1	61.2	53.8	-32.4	113.7	4.0	82.8	87.3	-35.3	94.9	-2.3					
1993 2	61.3	51.7	-15.0	118.6	6.3	94.0	98.1	-19.7	95.8	-4.5					
1993 3	41.9	36.7	-31.8	114.2	1.4	103.2	111.6	-21.4	92.5	-7.8					
1993 4	53.1	46.1	-19.0	115.1	6.3	101.5	105.9	-14.7	95.8	-2.4					
1993 5	58.0	50.1	-19.8	115.8	2.8	86.3	91.2	-32.5	94.6	-2.4					
1993 6	72.3	62.8	31.9	115.1	5.1	76.9	83.1	-28.3	92.5	-3.3					
1993 7	47.0	43.2	-1.1	108.8	0.6	87.7	91.8	-34.3	95.5	5.2					
1993 8	60.4	56.0	12.0	107.9	3.9	84.6	88.0	-23.1	96.1	7.5					
1993 9	70.4	64.2	-4.7	109.6	1.1	88.1	92.7	-23.1	95.0	6.0					
1993 10	66.3	58.7	-7.1	113.0	5.3	82.4	86.8	-28.8	94.9	7.0					
1993 11	70.2	61.9	-6.4	113.4	8.8	87.6	92.9	-25.2	94.3	1.4					
1993 12	84.6	72.5	4.8	116.7	11.2	101.2	102.6	-25.5	98.6	4.3					

NACE-CLIO R44 03:
STEINKOHLE, BRAUNKOHLE,
BRIKETTS

NACE-CLIO R44 03:
COAL, LIGNITE (BROWN
COAL) AND BRIQUETTES

NACE-CLIO R44 03:
HOUILLE, LIGNITE,
AGGLOMERES ET
BRIQUETTES

	Intra-EU Intra-EU Intra-UE					Extra-EU Extra-EU Extra-UE									
	VAL	VOL	VOL Δ%	UV	UV Δ%	VAL	VOL	VOL Δ%	UV	UV Δ%					
	Monatliche Indizes					Monthly Indices					Indices mensuels				
1990 1	132.5	126.9	26.1	104.4	-0.7	111.1	110.4	28.7	100.6	0.1					
1990 2	96.7	100.4	22.3	96.3	-7.3	109.7	110.8	51.2	99.0	-3.4					
1990 3	112.4	123.0	40.9	91.4	-3.8	93.7	94.5	0.6	99.2	-4.1					
1990 4	91.7	94.8	8.1	96.7	-6.8	94.8	98.0	-2.2	96.7	-4.3					
1990 5	110.4	116.0	15.0	95.2	-0.3	126.3	127.6	48.0	99.0	-1.5					
1990 6	80.4	82.0	-20.0	98.0	-2.8	97.6	93.3	1.7	104.6	2.9					
1990 7	89.8	91.9	-7.7	97.7	9.4	85.3	87.2	7.7	97.8	-1.9					
1990 8	77.5	83.9	-8.1	92.4	-3.5	85.6	89.9	-19.4	95.2	-8.4					
1990 9	100.3	95.2	-14.7	105.4	11.2	103.4	98.9	-4.5	104.5	7.1					
1990 10	105.3	99.4	-12.3	105.9	7.3	87.8	87.5	-44.7	100.3	6.5					
1990 11	95.4	86.4	-16.9	110.4	16.8	121.1	116.3	-16.8	104.1	11.9					
1990 12	109.3	101.5	-11.7	107.7	5.2	84.8	86.4	-35.8	98.1	7.3					
1991 1	95.1	93.9	-26.0	101.3	-3.0	132.2	153.2	38.8	86.3	-14.2					
1991 2	113.5	109.6	9.2	103.6	7.6	148.1	185.8	67.7	79.7	-19.5					
1991 3	91.1	91.8	-25.4	99.2	8.5	72.5	78.7	-16.7	92.1	-7.2					
1991 4	79.0	78.1	-17.6	101.2	4.7	76.2	85.3	-13.0	89.3	-7.7					
1991 5	92.1	87.7	-24.4	105.0	10.3	99.1	106.6	-16.5	93.0	-6.1					
1991 6	96.8	94.6	15.4	102.3	4.4	85.8	88.9	-4.7	96.5	-7.7					
1991 7	88.5	80.9	-12.0	109.4	12.0	67.8	66.3	-24.0	102.2	4.5					
1991 8	87.2	76.1	-9.3	114.6	24.0	109.9	102.5	14.0	107.2	12.6					
1991 9	86.1	76.6	-19.5	112.4	6.6	96.3	91.4	-7.6	105.4	0.9					
1991 10	96.4	84.0	-15.5	114.8	8.4	88.3	82.7	-5.5	106.8	6.5					
1991 11	98.9	84.3	-2.4	117.3	6.3	67.3	63.3	-45.6	106.3	2.1					
1991 12	100.3	78.2	-23.0	128.2	19.0	63.4	59.6	-31.0	106.4	8.5					
1992 1	89.1	71.4	-24.0	124.8	23.2	54.3	52.8	-65.5	102.9	19.2					
1992 2	67.3	52.8	-51.8	127.4	23.0	46.8	46.4	-75.0	100.8	26.5					
1992 3	52.1	40.5	-55.9	128.7	29.7	28.6	29.9	-62.0	95.6	3.8					
1992 4	81.8	64.3	-17.7	127.2	25.7	60.7	60.9	-28.6	99.7	11.6					
1992 5	66.5	48.7	-44.5	136.5	30.0	85.4	80.1	-24.9	106.6	14.6					
1992 6	56.6	44.5	-53.0	127.2	24.3	51.4	49.0	-44.9	104.9	8.7					
1992 7	55.8	45.0	-44.4	123.9	13.3	46.6	48.3	-27.1	96.4	-5.7					
1992 8	69.5	56.8	-25.4	122.3	6.7	49.7	45.6	-55.5	109.1	1.8					
1992 9	82.7	63.5	-17.1	130.2	15.8	71.2	69.1	-24.4	103.0	-2.3					
1992 10	75.9	59.4	-29.3	127.7	11.2	66.1	62.4	-24.5	105.9	-0.8					
1992 11	77.3	63.0	-25.3	122.7	4.6	60.8	59.4	-6.2	102.4	-3.7					
1992 12	73.5	59.1	-24.4	124.4	-3.0	38.8	36.6	-38.6	106.0	-0.4					
1993 1	56.1	39.0	-45.4	143.9	15.3	45.8	47.0	-11.0	97.5	-5.2					
1993 2	39.2	27.9	-47.2	140.4	10.2	43.4	46.4	0.0	93.6	-7.1					
1993 3	38.5	27.6	-31.9	139.6	8.5	59.2	61.7	106.4	96.0	0.4					
1993 4	41.0	31.9	-50.4	128.6	1.1	75.2	66.4	9.0	113.3	13.6					
1993 5	61.0	52.9	8.6	115.3	-15.5	59.9	49.6	-38.1	120.7	13.2					
1993 6	50.0	41.2	-7.4	121.4	-4.6	60.2	54.3	10.8	110.9	5.7					
1993 7	44.0	35.6	-20.9	123.7	-0.2	38.9	36.4	-24.6	107.0	11.0					
1993 8	75.1	59.2	4.2	126.9	3.8	48.3	45.2	-0.9	106.9	-2.0					
1993 9	55.4	45.8	-27.9	121.0	-7.1	44.7	41.5	-39.9	107.8	4.7					
1993 10	63.1	50.5	-15.0	124.9	-2.2	56.0	48.0	-23.1	116.7	10.2					
1993 11	68.7	56.1	-11.0	122.5	-0.2	59.3	48.7	-18.0	121.8	18.9					
1993 12	64.3	52.5	-11.2	122.4	-1.6	47.4	41.9	14.5	113.2	6.8					

NACE-CLIO R44 05: KOKS

NACE-CLIO R44 05:
PRODUCTS OF COKINGNACE-CLIO R44 05:
PRODUITS DE LA
COKEFACTION

	Intra-EU Intra-EU Intra-UE					Extra-EU Extra-EU Extra-UE									
	VAL	VOL	VOL Δ%	UV	UV Δ%	VAL	VOL	VOL Δ%	UV	UV Δ%					
	Jährliche Indizes					Annual Indices					Indices annuels				
1980	138.1	199.8	-1.9	69.1	10.6	52.2	63.0	0.5	82.8	15.3					
1981	151.9	193.8	-3.0	78.4	13.5	37.5	37.9	-39.8	99.0	19.6					
1982	118.3	133.7	-31.0	88.5	12.9	77.2	71.3	88.1	108.3	9.4					
1983	111.7	121.0	-9.5	92.3	4.3	89.6	90.2	26.5	99.3	-8.3					
1984	178.6	189.4	56.5	94.3	2.2	112.7	109.7	21.6	102.7	3.4					
1985	152.6	149.6	-21.0	102.0	8.2	111.1	85.5	-22.1	129.9	26.5					
1986	114.9	120.9	-19.2	95.0	-6.9	78.4	77.2	-9.7	101.6	-21.8					
1987	94.1	106.6	-11.8	88.3	-7.1	65.1	68.9	-10.8	94.5	-7.0					
1988	102.7	116.3	9.1	88.3	0.0	101.9	113.1	64.2	90.1	-4.7					
1989	119.2	124.4	7.0	95.8	8.5	102.3	104.1	-8.0	98.3	9.1					
1990	100.0	100.0	-19.6	100.0	4.4	100.0	100.0	-3.9	100.0	1.7					
1991	85.8	87.1	-12.9	98.5	-1.5	142.6	145.1	45.1	98.3	-1.7					
1992	72.7	72.1	-17.2	100.9	2.4	151.9	162.8	12.2	93.3	-5.1					
1993	58.4	57.5	-20.2	101.6	0.7	202.4	217.2	33.4	93.2	-0.1					
	Vierteljährliche Indizes					Quarterly Indices					Indices trimestriels				
1989 1	119.4	126.4	13.3	94.5	9.1	100.3	107.9	-8.7	93.0	9.0					
1989 2	125.6	129.2	17.0	97.2	12.2	132.2	125.5	97.6	105.3	21.6					
1989 3	118.5	126.6	13.5	93.6	7.6	85.8	86.1 *	-14.3	99.7 *	12.7					
1989 4	114.7	117.0	-9.9	98.0	6.1	88.8	94.5 *	-46.3	94.0 *	-1.6					
1990 1	107.4	107.9	-14.6	99.5	5.3	99.4	101.8	-5.7	97.6	4.9					
1990 2	99.3	99.2	-23.2	100.1	3.0	95.8	93.6	-25.4	102.3	-2.8					
1990 3	86.3	88.4	-30.2	97.6	4.3	90.8	91.8	6.6	98.9	-0.8					
1990 4	106.8	104.3	-10.9	102.4	4.5	114.7	113.3	19.9	101.2	7.7					
1991 1	103.4	106.7	-1.1	96.9	-2.6	141.0	144.3	41.7	97.7	0.1					
1991 2	84.5	88.2	-11.1	95.8	-4.3	121.1	123.1	31.5	98.4	-3.8					
1991 3	76.9	76.4	-13.6	100.7	3.2	149.8	148.9	62.2	100.6	1.7					
1991 4	78.2	77.0	-26.2	101.5	-0.9	158.6	164.2	44.9	96.6	-4.5					
1992 1	84.3	83.3	-21.9	101.2	4.4	140.0	150.7	4.4	92.9	-4.9					
1992 2	77.0	77.3	-12.4	99.6	4.0	142.8	149.8	21.7	95.3	-3.2					
1992 3	65.2	64.1	-16.1	101.7	1.0	148.9	159.2	6.9	93.5	-7.1					
1992 4	65.2	64.4	-16.4	101.3	-0.2	174.7	190.1	15.8	91.9	-4.9					
1993 1	64.8	61.4	-26.3	105.5	4.2	142.8	151.8	0.7	94.1	1.3					
1993 2	60.7	59.5	-23.0	102.0	2.4	209.5	227.5	51.9	92.1	-3.4					
1993 3	49.8	48.7	-24.0	102.2	0.5	196.7	204.0	28.1	96.4	3.1					
1993 4	55.2	57.2	-11.2	96.5	-4.7	260.5	285.3	50.1	91.3	-0.7					
	Monatliche Indizes					Monthly Indices					Indices mensuels				
1989 1	129.1	146.7	39.1	88.0	0.3	112.8	117.3	1.1	96.2	3.0					
1989 2	96.6	95.3	-9.2	101.4	17.2	87.1	91.5	7.5	95.2	24.8					
1989 3	132.8	137.2	10.1	96.8	12.8	101.3	114.6 *	-25.0	88.4 *	4.5					
1989 4	115.8	117.3	19.8	98.7	13.7	124.9	122.6	81.6	101.9	22.9					
1989 5	122.6	131.0	20.1	93.6	8.3	108.9	105.2	52.2	103.5	23.8					
1989 6	138.7	139.5	12.3	99.4	14.6	162.4	148.7	177.4	109.2	14.5					
1989 7	127.1	137.9	21.1	92.2	6.5	66.6	66.8 *	-7.2	99.7 *	12.5					
1989 8	110.4	119.5	16.7	92.4	8.1	64.3	65.2 *	-44.0	98.6 *	16.1					
1989 9	117.8	122.2	3.4	96.4	8.7	126.8	126.3 *	11.9	100.4 *	8.8					
1989 10	126.7	128.5	3.0	98.6	6.6	119.3	131.0 *	10.9	91.1 *	-2.9					
1989 11	110.9	112.0	-9.4	99.0	7.0	63.3	65.2 *	-78.1	97.1 *	-1.3					
1989 12	106.5	110.6	-21.8	96.3	4.3	83.9	87.1 *	-21.7	96.3 *	7.1					

	Intra-EU Intra-EU Intra-UE					Extra-EU Extra-EU Extra-UE									
	VAL	VOL	VOL Δ%	UV	UV Δ%	VAL	VOL	VOL Δ%	UV	UV Δ%					
	Jährliche Indizes					Annual Indices					Indices annuels				
1980	150.2	256.8	-2.1	58.5	17.2	280.4	441.5	-47.8	63.5	28.8					
1981	163.9	230.2	-10.4	71.2	21.7	288.4	402.2	-8.9	71.7	12.9					
1982	128.1	159.5	-30.7	80.3	12.8	233.0	294.2	-26.9	79.2	10.5					
1983	117.9	146.6	-8.1	80.4	0.1	211.5	283.9	-3.5	74.5	-5.9					
1984	180.9	214.3	46.2	84.4	5.0	249.9	324.1	14.2	77.1	3.5					
1985	160.4	171.5	-20.0	93.5	10.8	329.5	343.2	5.9	96.0	24.5					
1986	127.2	132.9	-22.5	95.7	2.4	192.9	196.2	-42.8	98.3	2.4					
1987	101.9	107.1	-19.4	95.1	-0.6	107.8	120.8	-38.4	89.2	-9.3					
1988	124.4	131.2	22.5	94.8	-0.3	153.4	178.4	47.7	86.0	-3.6					
1989	116.3	125.9	-4.0	92.4	-2.5	231.4	258.6	45.0	89.5	4.1					
1990	100.0	100.0	-20.6	100.0	8.2	100.0	100.0	-61.3	100.0	11.7					
1991	90.4	86.2	-13.8	104.9	4.9	87.5	91.7	-8.3	95.4	-4.6					
1992	79.8	71.7	-16.8	111.3	6.1	78.4	82.1	-10.5	95.5	0.1					
1993	57.4	60.5	-15.6	94.8	-14.8	68.0	72.9	-11.2	93.3	-2.3					
	Vierteljährliche Indizes					Quarterly Indices					Indices trimestriels				
1989 1	116.6	127.7	2.0	91.3	-8.6	282.3	318.3	357.3	88.7	-5.4					
1989 2	121.7	136.6	4.3	89.1	-5.0	237.5	270.8	84.1	87.7	3.3					
1989 3	112.3	119.6	0.9	93.9	-3.6	258.2	293.1	43.7	88.1	2.8					
1989 4	113.2	117.9	-25.7	96.0	7.1	146.5	150.9	-48.6	97.1	14.1					
1990 1	104.8	103.9	-18.6	100.9	10.5	97.8	96.1	-69.8	101.8	14.8					
1990 2	101.9	101.3	-25.8	100.6	12.9	114.8	117.1	-56.8	98.0	11.7					
1990 3	93.3	95.4	-20.2	97.8	4.2	108.9	109.1	-62.8	99.8	13.3					
1990 4	99.9	99.4	-15.7	100.5	4.7	80.8	79.9	-47.1	101.1	4.1					
1991 1	91.8	92.6	-10.9	99.1	-1.8	68.9	71.1	-26.0	96.9	-4.8					
1991 2	88.5	85.7	-15.4	103.3	2.7	95.4	104.6	-10.7	91.2	-6.9					
1991 3	88.9	81.4	-14.7	109.2	11.7	90.2	94.1	-13.7	95.9	-3.9					
1991 4	94.3	87.0	-12.5	108.4	7.9	95.2	96.6	20.9	98.5	-2.6					
1992 1	91.6	81.2	-12.3	112.8	13.8	85.3	87.2	22.6	97.8	0.9					
1992 2	79.9	72.8	-15.1	109.7	6.2	80.4	83.5	-20.2	96.3	5.6					
1992 3	71.3	64.4	-20.9	110.7	1.4	77.0	82.4	-12.4	93.5	-2.5					
1992 4	67.9	60.7	-30.2	111.8	3.1	71.0	75.5	-21.8	94.1	-4.5					
1993 1	57.5	60.5	-25.5	95.0	-15.8	66.4	71.2	-18.3	93.2	-4.7					
1993 2	60.0	64.1	-12.0	93.6	-14.7	78.2	85.7	2.6	91.2	-5.3					
1993 3	55.1	57.5	-10.7	95.9	-13.4	65.0	70.6	-14.3	92.0	-1.6					
1993 4	56.4	59.4	-2.1	95.0	-15.0	62.4	63.8	-15.5	97.8	3.9					
	Monatliche Indizes					Monthly Indices					Indices mensuels				
1989 1	119.1	132.2	10.9	90.1	-9.2	223.6	267.5	310.3	83.6	-18.1					
1989 2	117.2	128.0	7.8	91.6	-9.7	257.0	283.7	362.8	90.6	-3.0					
1989 3	113.4	123.0	-10.6	92.2	-7.1	366.5	403.6	389.8	90.8	3.7					
1989 4	112.7	127.3	3.3	88.5	-4.4	211.9	238.1	192.1	89.0	6.8					
1989 5	116.3	132.9	5.1	87.5	-9.1	249.7	299.0	47.4	83.5	-5.1					
1989 6	136.1	149.7	4.4	90.9	-1.9	251.0	274.9	75.2	91.3	11.6					
1989 7	122.0	129.0	10.6	94.6	-1.9	274.9	324.5	42.4	84.7	1.7					
1989 8	92.1	98.6	-4.8	93.4	-5.0	274.2	310.5	62.2	88.3	0.0					
1989 9	123.0	131.4	-3.0	93.6	-4.0	225.3	244.1	26.7	92.3	7.2					
1989 10	117.6	123.5	-17.8	95.2	0.3	139.5	153.6	-18.7	90.8	-0.8					
1989 11	109.0	113.0	-32.1	96.5	11.0	168.7	173.0	-48.2	97.5	9.4					
1989 12	112.8	117.1	-26.5	96.3	10.1	131.3	126.0	-64.6	104.2	33.2					

NACE-CLIO R44 05: KOKS

NACE-CLIO R44 05:
PRODUCTS OF COKINGNACE-CLIO R44 05:
PRODUITS DE LA
COKEFACTION

	Intra-EU Intra-EU Intra-UE					Extra-EU Extra-EU Extra-UE									
	VAL	VOL	VOL Δ%	UV	UV Δ%	VAL	VOL	VOL Δ%	UV	UV Δ%					
	Monatliche Indizes					Monthly Indices					Indices mensuels				
1990 1	121.1	120.4	-17.9	100.6	14.3	82.6	85.5	-27.1	96.6	0.4					
1990 2	93.4	94.7	-0.6	98.6	-2.8	67.4	68.8	-24.8	98.0	2.9					
1990 3	107.7	108.7	-20.8	99.1	2.4	148.1	151.1	31.8	98.0	10.9					
1990 4	92.3	92.7	-21.0	99.6	0.9	75.9	74.1	-39.6	102.4	0.5					
1990 5	107.3	107.2	-18.2	100.1	6.9	79.7	77.2	-26.6	103.3	-0.2					
1990 6	98.3	97.6	-30.0	100.7	1.3	131.5	129.4	-13.0	101.6	-7.0					
1990 7	87.8	89.7	-35.0	97.9	6.2	90.1	92.9	39.1	97.0	-2.7					
1990 8	85.7	90.9	-23.9	94.3	2.1	81.5	83.8	28.5	97.2	-1.4					
1990 9	85.3	84.5	-30.9	101.0	4.8	101.1	98.8	-21.8	102.3	1.9					
1990 10	111.1	109.7	-14.6	101.3	2.7	112.4	108.9	-16.9	103.2	13.3					
1990 11	118.1	110.8	-1.1	106.6	7.7	140.6	142.7	118.9	98.5	1.4					
1990 12	90.9	92.3	-16.5	98.5	2.3	90.7	88.0	1.0	103.1	7.1					
1991 1	125.5	127.0	5.5	98.8	-1.8	157.3	156.4	82.9	100.6	4.1					
1991 2	92.5	95.8	1.2	96.6	-2.0	135.1	138.3	101.0	97.7	-0.3					
1991 3	92.3	97.3	-10.5	94.9	-4.2	130.5	138.1	-8.6	94.5	-3.6					
1991 4	79.0	84.7	-8.6	93.3	-6.3	122.3	122.4	65.2	99.9	-2.4					
1991 5	88.1	91.8	-14.4	96.0	-4.1	116.5	122.8	59.1	94.9	-8.1					
1991 6	86.2	88.0	-9.8	98.0	-2.7	124.7	124.0	-4.2	100.6	-1.0					
1991 7	81.9	81.7	-8.9	100.3	2.5	147.7	143.8	54.8	102.7	5.9					
1991 8	77.5	75.2	-17.3	103.1	9.3	131.9	129.8	54.9	101.6	4.5					
1991 9	71.4	72.3	-14.4	98.8	-2.2	170.0	173.1	75.2	98.2	-4.0					
1991 10	92.6	90.4	-17.6	102.4	1.1	154.7	161.0	47.8	96.1	-6.9					
1991 11	76.4	75.9	-31.5	100.6	-5.6	159.0	165.6	16.0	96.0	-2.5					
1991 12	65.6	64.8	-29.8	101.3	2.8	162.3	165.9	88.5	97.8	-5.1					
1992 1	98.9	98.3	-22.6	100.6	1.8	127.8	135.7	-13.2	94.2	-6.4					
1992 2	69.5	69.0	-28.0	100.7	4.2	176.7	195.0	41.0	90.6	-7.3					
1992 3	84.5	82.5	-15.2	102.4	7.9	115.5	121.5	-12.0	95.1	0.6					
1992 4	75.2	74.6	-11.9	100.8	8.0	126.7	138.2	12.9	91.7	-8.2					
1992 5	68.9	69.9	-23.9	98.6	2.7	131.6	135.0	9.9	97.5	2.7					
1992 6	86.8	87.3	-0.8	99.4	1.4	169.7	176.2	42.1	96.3	-4.3					
1992 7	62.0	61.1	-25.2	101.4	1.1	162.6	170.3	18.4	95.5	-7.0					
1992 8	63.2	62.0	-17.6	101.9	-1.2	147.4	165.4	27.4	89.1	-12.3					
1992 9	70.5	69.3	-4.1	101.8	3.0	136.3	141.4	-18.3	96.4	-1.8					
1992 10	64.6	64.0	-29.2	101.0	-1.4	166.7	177.7	10.4	93.8	-2.4					
1992 11	66.8	64.8	-14.6	103.1	2.5	168.1	186.0	12.3	90.4	-5.8					
1992 12	64.5	64.6	-0.3	99.8	-1.5	189.4	206.5	24.5	91.7	-6.2					
1993 1	65.7	62.6	-36.3	104.9	4.3	105.4	117.0	-13.8	90.1	-4.4					
1993 2	61.7	58.5	-15.2	105.4	4.7	126.2	132.4	-32.1	95.3	5.2					
1993 3	67.3	63.3	-23.3	106.3	3.8	196.7	206.0	69.5	95.5	0.4					
1993 4	65.8	63.2	-15.3	104.1	3.3	203.3	214.7	55.4	94.7	3.3					
1993 5	58.4	57.9	-17.2	100.9	2.3	182.9	203.0	50.4	90.1	-7.6					
1993 6	57.8	57.3	-34.4	100.9	1.5	242.3	264.5	50.1	91.6	-4.9					
1993 7	60.3	60.1	-1.6	100.4	-1.0	170.8	175.2	2.9	97.5	2.1					
1993 8	43.8	43.2	-30.3	101.4	-0.5	239.9	256.0	54.8	93.7	5.2					
1993 9	45.3	42.9	-38.1	105.7	3.8	179.5	180.8	27.9	99.3	3.0					
1993 10	58.4	57.8	-9.7	101.0	0.0	197.8	208.0	17.1	95.1	1.4					
1993 11	56.4	57.1	-11.9	98.7	-4.3	282.4	298.2	60.3	94.7	4.8					
1993 12	50.8	56.6	-12.4	89.8	-10.0	300.8	349.0	69.0	86.2	-6.0					

	Intra-EU Intra-EU Intra-UE					Extra-EU Extra-EU Extra-UE									
	VAL	VOL	VOL Δ%	UV	UV Δ%	VAL	VOL	VOL Δ%	UV	UV Δ%					
	Monatliche Indizes					Monthly Indices					Indices mensuels				
1990 1	109.6	106.2	-19.7	103.2	14.5	114.3	115.5	-56.8	99.0	18.4					
1990 2	99.2	97.4	-23.9	101.8	11.1	100.4	99.4	-65.0	101.0	11.5					
1990 3	105.6	108.0	-12.2	97.8	6.1	78.4	73.2	-81.9	107.1	18.0					
1990 4	101.0	100.5	-21.1	100.5	13.6	111.0	111.4	-53.2	99.6	11.9					
1990 5	105.9	107.2	-19.3	98.8	12.9	145.7	152.2	-49.1	95.7	14.6					
1990 6	98.8	96.3	-35.7	102.6	12.9	87.4	87.5	-68.2	99.9	9.4					
1990 7	94.5	94.2	-27.0	100.3	6.0	90.7	91.9	-71.7	98.7	16.5					
1990 8	86.9	89.2	-9.5	97.4	4.3	124.2	120.6	-61.2	103.0	16.6					
1990 9	98.7	102.9	-21.7	95.9	2.5	111.4	114.5	-53.1	97.3	5.4					
1990 10	105.0	103.4	-16.3	101.5	6.6	86.0	85.9	-44.1	100.1	10.2					
1990 11	105.8	104.5	-7.5	101.2	4.9	90.3	86.7	-49.9	104.2	6.9					
1990 12	89.0	90.2	-23.0	98.7	2.5	66.2	67.2	-46.7	98.5	-5.5					
1991 1	93.3	95.3	-10.3	97.9	-5.1	72.9	74.2	-35.8	98.2	-0.8					
1991 2	87.2	86.3	-11.4	101.1	-0.7	53.4	57.1	-42.6	93.5	-7.4					
1991 3	94.9	96.2	-10.9	98.6	0.8	80.3	81.9	11.9	98.0	-8.5					
1991 4	88.1	86.7	-13.7	101.6	1.1	104.8	112.2	0.7	93.4	-6.2					
1991 5	85.6	83.8	-21.8	102.2	3.4	91.8	100.7	-33.8	91.2	-4.7					
1991 6	91.9	86.7	-10.0	106.0	3.3	89.4	100.8	15.2	88.7	-11.2					
1991 7	96.8	91.3	-3.1	106.0	5.7	85.4	94.3	2.6	90.6	-8.2					
1991 8	81.6	71.7	-19.6	113.8	16.8	82.9	85.6	-29.0	96.8	-6.0					
1991 9	88.5	81.4	-20.9	108.7	13.3	102.3	102.4	-10.6	99.9	2.7					
1991 10	101.3	93.8	-9.3	108.0	6.4	100.7	106.5	24.0	94.6	-5.5					
1991 11	91.3	84.7	-18.9	107.8	6.5	89.2	87.5	0.9	101.9	-2.2					
1991 12	90.4	82.5	-8.5	109.6	11.0	95.7	96.0	42.9	99.7	1.2					
1992 1	98.3	88.1	-7.6	111.6	14.0	100.1	103.7	39.8	96.5	-1.7					
1992 2	86.6	76.6	-11.2	113.1	11.9	79.4	79.0	38.4	100.5	7.5					
1992 3	89.6	78.7	-18.2	113.8	15.4	76.4	78.8	-3.8	96.9	-1.1					
1992 4	86.0	78.0	-10.0	110.2	8.5	64.5	63.4	-43.5	101.8	9.0					
1992 5	70.6	64.2	-23.4	109.9	7.5	86.6	91.7	-8.9	94.4	3.5					
1992 6	82.9	76.1	-12.2	108.9	2.7	90.1	95.2	-5.6	94.6	6.7					
1992 7	67.4	62.3	-31.8	108.2	2.1	70.1	74.3	-21.2	94.3	4.1					
1992 8	62.5	57.2	-20.2	109.2	-4.0	73.1	78.3	-8.5	93.4	-3.5					
1992 9	83.7	73.5	-9.7	113.9	4.8	88.0	94.7	-7.5	92.9	-7.0					
1992 10	74.5	66.1	-29.5	112.7	4.4	68.9	71.2	-33.1	96.8	2.3					
1992 11	67.3	61.2	-27.7	110.0	2.0	51.7	52.2	-40.3	99.0	-2.8					
1992 12	61.9	54.9	-33.5	112.7	2.8	92.5	103.0	7.3	89.8	-9.9					
1993 1	59.5	61.9	-29.7	96.1	-13.9	49.5	54.8	-47.2	90.3	-6.4					
1993 2	54.5	58.2	-24.0	93.6	-17.2	67.2	71.5	-9.5	94.0	-6.5					
1993 3	58.4	61.3	-22.1	95.3	-16.3	82.3	87.2	10.7	94.4	-2.6					
1993 4	48.4	49.6	-36.4	97.6	-11.4	91.4	97.7	54.1	93.6	-8.1					
1993 5	71.5	77.9	21.3	91.8	-16.5	73.5	84.6	-7.7	86.9	-7.9					
1993 6	60.1	64.7	-15.0	92.9	-14.7	69.2	74.6	-21.6	92.8	-1.9					
1993 7	63.7	68.4	9.8	93.2	-13.9	59.1	66.9	-10.0	88.4	-6.3					
1993 8	49.1	49.1	-14.2	100.0	-8.4	77.5	79.7	1.8	97.2	4.1					
1993 9	52.5	54.9	-25.3	95.6	-16.1	58.2	65.1	-31.3	89.4	-3.8					
1993 10	64.1	67.1	1.5	95.5	-15.3	69.3	70.4	-1.1	98.5	1.8					
1993 11	53.0	55.7	-9.0	95.1	-13.5	59.5	59.6	14.2	99.9	0.9					
1993 12	52.3	55.5	1.1	94.3	-16.3	58.3	61.2	-40.6	95.2	6.0					

NACE-CLIO R44 07: ERDOEL
U. ERDGAS,
MINERALOELERZEUG.

NACE-CLIO R44 07:
NATURAL GAS AND
PETROLEUM PRODUCTS

NACE-CLIO R44 07:
PETROLE BRUT, GAZ
NATUREL, PRODUITS
PETROLIERS

	Intra-EU Intra-EU Intra-UE					Extra-EU Extra-EU Extra-UE									
	VAL	VOL	VOL Δ%	UV	UV Δ%	VAL	VOL	VOL Δ%	UV	UV Δ%					
	Jährliche Indizes					Annual Indices					Indices annuels				
1980	108.6	96.3	-3.0	112.8	37.9	149.9	125.0	-11.7	119.9	60.9					
1981	143.6	95.7	-0.6	150.0	33.0	181.4	107.1	-14.3	169.4	41.3					
1982	156.9	96.0	0.3	163.4	8.9	185.0	100.1	-6.5	184.8	9.1					
1983	173.9	105.3	9.7	165.1	1.0	172.1	93.6	-6.5	183.9	-0.5					
1984	211.0	116.5	10.6	181.1	9.7	191.3	95.6	2.1	200.1	8.8					
1985	233.9	126.5	8.6	184.9	2.1	190.2	94.8	-0.8	200.6	0.2					
1986	118.8	124.9	-1.3	95.1	-48.6	90.8	95.3	0.5	95.3	-52.5					
1987	104.0	122.1	-2.2	85.2	-10.4	86.4	95.8	0.5	90.2	-5.4					
1988	71.8	99.1	-18.8	72.5	-14.9	65.7	88.6	-7.5	74.2	-17.7					
1989	85.4	94.8	-4.3	90.1	24.3	87.9	95.5	7.8	92.0	24.0					
1990	100.0	100.0	5.5	100.0	11.0	100.0	100.0	4.7	100.0	8.7					
1991	101.1	105.4	5.4	95.9	-4.1	100.0	109.3	9.3	91.5	-8.5					
1992	91.0	108.1	2.6	84.2	-12.2	90.9	111.1	1.6	81.8	-10.6					
1993	85.1	102.5	-5.2	83.0	-1.4	86.0	107.2	-3.5	80.2	-2.0					
	Vierteljährliche Indizes					Quarterly Indices					Indices trimestriels				
1989 1	67.5	84.4	-11.4	80.0	9.9	79.5	96.4	20.0	82.5	7.7					
1989 2	89.4	94.0	2.2	95.1	26.5	87.4	90.6	12.8	96.5	25.2					
1989 3	91.1	101.5	3.0	89.8	20.5	87.8	95.2	5.4	92.2	20.8					
1989 4	100.8	107.5	1.6	93.8	37.7	97.5	100.5	0.5	97.0	42.6					
1990 1	88.3	95.1	12.7	92.8	16.0	92.9	97.7	1.3	95.1	15.3					
1990 2	78.9	97.5	3.7	80.9	-14.9	79.6	102.7	13.4	77.5	-19.7					
1990 3	101.4	104.5	3.0	97.0	8.0	97.8	104.2	9.5	93.9	1.8					
1990 4	129.3	100.6	-6.4	128.5	37.0	130.6	96.4	-4.1	135.5	39.7					
1991 1	108.1	106.4	11.9	101.6	9.5	104.0	108.7	11.3	95.7	0.6					
1991 2	91.3	98.9	1.4	92.3	14.1	90.4	103.8	1.1	87.1	12.4					
1991 3	101.6	107.4	2.8	94.6	-2.5	99.5	109.9	5.5	90.5	-3.6					
1991 4	104.2	109.9	9.2	94.8	-26.2	103.8	112.3	16.5	92.4	-31.8					
1992 1	91.0	111.6	4.9	81.5	-19.8	88.1	112.7	3.7	78.2	-18.3					
1992 2	89.8	104.4	5.6	86.0	-6.8	91.9	108.7	4.7	84.5	-3.0					
1992 3	92.1	109.9	2.3	83.8	-11.4	91.3	112.3	2.2	81.3	-10.2					
1992 4	92.2	107.3	-2.4	85.9	-9.4	94.9	113.5	1.1	83.6	-9.5					
1993 1	83.1	97.5	-12.6	85.2	4.5	84.9	102.0	-9.5	83.2	6.4					
1993 2	82.9	97.4	-6.7	85.1	-1.0	86.7	103.5	-4.8	83.8	-0.8					
1993 3	87.0	104.3	-5.1	83.4	-0.5	87.6	110.1	-2.0	79.6	-2.1					
1993 4	90.7	114.9	7.1	78.9	-8.1	84.7	113.2	-0.3	74.8	-10.5					
	Monatliche Indizes					Monthly Indices					Indices mensuels				
1989 1	63.3	81.9	-2.3	77.3	4.5	84.0	105.9	28.8	79.3	2.7					
1989 2	67.1	83.9	-10.6	80.0	8.1	75.0	90.0	15.8	83.3	6.1					
1989 3	72.3	87.5	-19.3	82.6	16.7	79.7	93.2	15.1	85.5	15.4					
1989 4	81.8	89.0	3.7	91.9	21.7	79.0	84.9	18.6	93.1	20.6					
1989 5	103.3	105.3	11.9	98.1	31.7	93.3	96.2	15.6	97.0	26.5					
1989 6	83.3	87.8	-8.6	94.9	25.5	90.3	90.9	5.5	99.3	28.3					
1989 7	86.7	95.7	-4.5	90.6	22.8	82.9	89.0	1.1	93.2	21.7					
1989 8	90.4	102.9	3.2	87.9	14.9	92.8	102.9	13.7	90.2	15.1					
1989 9	96.4	106.0	10.8	90.9	24.0	87.5	93.7	1.2	93.4	26.0					
1989 10	99.7	107.4	1.0	92.8	37.1	96.1	99.3	1.5	96.8	41.5					
1989 11	98.4	104.4	3.3	94.3	43.1	100.4	105.3	12.5	95.3	45.1					
1989 12	104.5	110.8	0.9	94.3	33.6	95.7	96.8	-10.9	98.9	41.9					

NACE-CLIO R44 07: ERDOEL
U. ERDGAS,
MINERALOELERZEUG.

NACE-CLIO R44 07:
NATURAL GAS AND
PETROLEUM PRODUCTS

NACE-CLIO R44 07:
PETROLE BRUT, GAZ
NATUREL, PRODUITS
PETROLIERS

	Intra-EU Intra-EU Intra-UE					Extra-EU Extra-EU Extra-UE									
	VAL	VOL	VOL Δ%	UV	UV Δ%	VAL	VOL	VOL Δ%	UV	UV Δ%					
	Jährliche Indizes					Annual Indices					Indices annuels				
1980	134.7	119.3	-3.9	112.9	43.3	88.0	79.6	-13.8	110.5	45.6					
1981	175.4	114.7	-3.9	152.9	35.4	141.5	96.5	21.2	146.6	32.7					
1982	192.6	114.1	-0.5	168.8	10.4	162.4	104.8	8.6	155.0	5.7					
1983	217.2	127.3	11.6	170.6	1.1	159.0	101.3	-3.3	157.0	1.3					
1984	255.2	136.3	7.1	187.2	9.7	167.5	98.6	-2.7	169.9	8.2					
1985	283.9	146.1	7.2	194.3	3.8	173.3	98.5	-0.1	175.9	3.5					
1986	150.5	146.0	-0.1	103.1	-46.9	95.3	106.4	8.0	89.6	-49.1					
1987	121.3	139.6	-4.4	86.9	-15.7	86.2	100.0	-6.0	86.2	-3.8					
1988	77.1	103.0	-26.2	74.9	-13.8	73.8	97.3	-2.7	75.8	-12.1					
1989	89.6	99.8	-3.1	89.8	19.9	84.4	92.5	-4.9	91.2	20.3					
1990	100.0	100.0	0.2	100.0	11.4	100.0	100.0	8.1	100.0	9.6					
1991	100.4	102.7	2.7	97.8	-2.2	93.0	93.7	-6.3	99.2	-0.8					
1992	88.5	101.1	-1.6	87.5	-10.5	93.1	103.8	10.8	89.7	-9.6					
1993	92.2	105.3	4.2	87.6	0.1	138.1	152.3	46.7	90.7	1.1					
	Vierteljährliche Indizes					Quarterly Indices					Indices trimestriels				
1989 1	78.9	98.3	-10.4	80.3	5.0	77.0	92.2	-9.2	83.5	9.9					
1989 2	86.5	91.3	-12.4	94.7	24.9	83.4	88.5	-1.7	94.2	21.9					
1989 3	90.3	99.4	-8.0	90.8	19.2	91.4	99.4	6.7	92.0	17.8					
1989 4	101.8	109.0	7.1	93.4	31.7	99.1	104.5	11.6	94.8	31.8					
1990 1	90.6	95.8	-2.5	94.6	17.8	93.3	98.1	6.4	95.1	13.9					
1990 2	80.8	96.3	5.5	83.9	-11.4	91.1	106.7	20.6	85.4	-9.3					
1990 3	93.3	99.5	0.1	93.8	3.3	94.0	95.1	-4.3	98.8	7.4					
1990 4	128.0	101.1	-7.2	126.6	35.5	112.8	91.3	-12.6	123.6	30.4					
1991 1	107.9	102.9	7.4	104.9	10.9	81.5	79.2	-19.3	102.9	8.2					
1991 2	91.7	97.1	0.8	94.4	12.5	86.4	89.2	-16.4	96.9	13.5					
1991 3	93.1	96.9	-2.6	96.1	2.5	104.4	105.2	10.6	99.2	0.4					
1991 4	102.9	107.5	6.3	95.7	-24.4	100.6	102.0	11.7	98.6	-20.2					
1992 1	88.2	104.3	1.4	84.6	-19.4	81.5	92.8	17.2	87.8	-14.7					
1992 2	87.5	99.6	2.6	87.9	-6.9	93.4	102.1	14.5	91.5	-5.6					
1992 3	90.7	103.1	6.4	88.0	-8.4	101.5	115.3	9.6	88.0	-11.3					
1992 4	92.6	103.3	-3.9	89.6	-6.4	106.4	116.5	14.2	91.3	-7.4					
1993 1	88.4	99.9	-4.2	88.5	4.6	118.3	127.3	37.2	92.9	5.8					
1993 2	85.8	94.4	-5.2	90.9	3.4	144.7	153.9	50.7	94.0	2.7					
1993 3	99.0	111.7	8.3	88.6	0.7	141.6	154.2	33.7	91.8	4.3					
1993 4	94.7	114.0	10.4	83.1	-7.3	148.3	173.7	49.1	85.4	-6.5					
	Monatliche Indizes					Monthly Indices					Indices mensuels				
1989 1	84.8	108.4	-1.8	78.2	-0.5	86.3	106.4	-2.8	81.1	4.0					
1989 2	69.8	86.3	-22.1	80.9	5.2	68.7	81.4	-17.9	84.4	10.6					
1989 3	82.2	100.2	-7.2	82.0	11.1	75.9	88.9	-7.2	85.4	16.2					
1989 4	75.3	84.6	-18.3	89.0	17.0	76.4	87.3	2.7	87.5	12.3					
1989 5	89.5	90.4	-9.5	99.0	31.6	73.5	73.6	-15.5	99.8	30.5					
1989 6	94.7	98.8	-9.4	95.8	26.1	100.2	104.3	6.6	96.1	23.8					
1989 7	83.5	89.9	-12.5	92.9	23.4	102.1	111.7	40.2	91.4	16.0					
1989 8	90.5	102.0	-4.0	88.7	14.7	85.5	91.0	8.2	94.0	17.5					
1989 9	96.7	106.2	-7.8	91.1	20.0	86.5	95.3	-17.8	90.8	19.0					
1989 10	101.6	107.5	6.3	94.5	31.3	111.9	117.8	27.5	95.0	34.0					
1989 11	105.2	112.0	6.2	93.9	36.3	95.2	100.4	8.3	94.8	35.2					
1989 12	98.9	107.5	9.0	92.0	28.1	89.9	95.2	-0.5	94.4	26.5					

NACE-CLIO R44 07: ERDOEL
U. ERDGAS,
MINERALOELERZEUG.

NACE-CLIO R44 07:
NATURAL GAS AND
PETROLEUM PRODUCTS

NACE-CLIO R44 07:
PETROLE BRUT, GAZ
NATUREL, PRODUITS
PETROLIERS

	Intra-EU Intra-EU Intra-UE					Extra-EU Extra-EU Extra-UE									
	VAL	VOL	VOL Δ%	UV	UV Δ%	VAL	VOL	VOL Δ%	UV	UV Δ%					
	Monatliche Indizes					Monthly Indices					Indices mensuels				
1990 1	99.7	102.9	25.6	96.9	25.4	104.3	105.6	-0.3	98.8	24.6					
1990 2	81.2	87.3	4.1	93.0	16.3	85.1	88.6	-1.6	96.0	15.2					
1990 3	83.7	95.0	8.6	88.1	6.7	89.2	98.8	6.0	90.3	5.6					
1990 4	83.5	98.8	11.0	84.5	-8.1	78.2	94.3	11.1	82.9	-11.0					
1990 5	81.3	100.6	-4.5	80.8	-17.6	87.0	112.1	16.5	77.6	-20.0					
1990 6	71.9	93.1	6.0	77.2	-18.7	73.8	101.8	12.0	72.5	-27.0					
1990 7	81.3	106.5	11.3	76.3	-15.8	83.5	116.2	30.6	71.9	-22.9					
1990 8	97.9	102.8	-0.1	95.2	8.3	98.9	105.1	2.1	94.1	4.3					
1990 9	124.8	104.2	-1.7	119.8	31.8	111.3	91.4	-2.5	121.8	30.4					
1990 10	152.6	113.2	5.4	134.8	45.3	140.9	97.6	-1.7	144.4	49.2					
1990 11	124.5	95.4	-8.6	130.5	38.4	127.1	92.0	-12.6	138.1	44.9					
1990 12	110.5	93.1	-16.0	118.7	25.9	123.7	99.5	2.8	124.3	25.7					
1991 1	128.8	114.9	11.7	112.1	15.7	132.1	119.1	12.8	110.9	12.2					
1991 2	99.8	98.9	13.3	100.9	8.5	96.5	107.1	20.9	90.1	-6.1					
1991 3	95.7	105.4	10.9	90.8	3.1	83.5	100.0	1.2	83.5	-7.5					
1991 4	88.7	98.5	-0.3	90.1	6.6	86.8	100.8	6.9	86.1	3.9					
1991 5	98.3	104.8	4.2	93.8	16.1	90.6	102.1	-8.9	88.7	14.3					
1991 6	86.8	93.3	0.2	93.0	20.5	93.8	108.6	6.7	86.4	19.2					
1991 7	101.1	107.6	1.0	94.0	23.2	103.7	117.0	0.7	88.6	23.2					
1991 8	102.7	109.0	6.0	94.2	-1.1	97.8	107.8	2.6	90.7	-3.6					
1991 9	101.0	105.8	1.5	95.5	-20.3	97.1	104.9	14.8	92.6	-24.0					
1991 10	110.5	113.8	0.5	97.1	-28.0	106.4	112.5	15.3	94.6	-34.5					
1991 11	97.7	99.2	4.0	98.5	-24.5	110.5	114.6	24.6	96.4	-30.2					
1991 12	104.4	116.8	25.5	89.4	-24.7	94.4	109.9	10.5	85.9	-30.9					
1992 1	97.9	120.1	4.5	81.5	-27.3	96.2	122.7	3.0	78.4	-29.3					
1992 2	90.8	111.4	12.6	81.5	-19.2	83.4	106.5	-0.6	78.3	-13.1					
1992 3	84.3	103.3	-2.0	81.6	-10.1	84.9	109.1	9.1	77.8	-6.8					
1992 4	91.5	109.9	11.6	83.3	-7.5	84.5	104.5	3.7	80.9	-6.0					
1992 5	87.1	100.4	-4.2	86.8	-7.5	90.8	107.0	4.8	84.9	-4.3					
1992 6	90.4	102.9	10.3	87.9	-5.5	100.0	114.5	5.4	87.3	1.0					
1992 7	100.1	115.0	6.9	87.0	-7.4	97.0	115.1	-1.6	84.3	-4.9					
1992 8	87.0	105.8	-2.9	82.2	-12.7	89.7	111.4	3.3	80.5	-11.2					
1992 9	89.3	109.0	3.0	81.9	-14.2	87.1	110.5	5.3	78.8	-14.9					
1992 10	87.8	103.5	-9.1	84.8	-12.7	95.1	116.3	3.4	81.8	-13.5					
1992 11	95.7	109.0	9.9	87.8	-10.9	90.8	105.9	-7.6	85.7	-11.1					
1992 12	92.9	109.3	-6.4	85.0	-4.9	98.8	118.3	7.6	83.5	-2.8					
1993 1	84.9	101.4	-15.6	83.7	2.7	85.7	105.8	-13.8	81.0	3.3					
1993 2	86.9	102.6	-7.9	84.7	3.9	79.1	96.1	-9.8	82.3	5.1					
1993 3	77.5	88.5	-14.3	87.6	7.4	89.7	104.2	-4.5	86.1	10.7					
1993 4	81.7	94.6	-13.9	86.4	3.7	90.8	106.4	1.8	85.3	5.4					
1993 5	79.0	92.2	-8.2	85.7	-1.3	85.2	101.3	-5.3	84.1	-0.9					
1993 6	88.0	105.5	2.5	83.4	-5.1	84.4	102.9	-10.1	82.0	-6.1					
1993 7	84.2	99.6	-13.4	84.5	-2.9	87.7	108.4	-5.8	80.9	-4.0					
1993 8	92.5	109.9	3.9	84.2	2.4	93.6	116.9	4.9	80.1	-0.5					
1993 9	84.4	103.6	-5.0	81.5	-0.5	81.8	105.1	-4.9	77.8	-1.3					
1993 10	89.6	110.1	6.4	81.4	-4.0	86.0	110.7	-4.8	77.7	-5.0					
1993 11	80.7	99.8	-8.4	80.9	-7.9	82.6	108.6	2.5	76.1	-11.2					
1993 12	101.5	134.8	23.3	75.3	-11.4	85.3	120.2	1.6	71.0	-15.0					

NACE-CLIO R44 07: ERDOEL
U. ERDGAS,
MINERALOELERZEUG.

NACE-CLIO R44 07:
NATURAL GAS AND
PETROLEUM PRODUCTS

NACE-CLIO R44 07:
PETROLE BRUT, GAZ
NATUREL, PRODUITS
PETROLIERS

	Intra-EU Intra-EU Intra-UE					Extra-EU Extra-EU Extra-UE									
	VAL	VOL	VOL Δ%	UV	UV Δ%	VAL	VOL	VOL Δ%	UV	UV Δ%					
	Monatliche Indizes					Monthly Indices					Indices mensuels				
1990 1	106.8	109.7	1.2	97.4	24.6	103.1	104.2	-2.1	98.9	21.9					
1990 2	79.5	83.2	-3.6	95.5	18.0	87.7	90.9	11.7	96.5	14.3					
1990 3	85.4	94.4	-5.8	90.5	10.4	89.2	99.2	11.6	89.9	5.3					
1990 4	86.6	100.0	18.2	86.6	-2.7	81.8	92.5	6.0	88.4	1.0					
1990 5	77.7	91.9	1.7	84.6	-14.5	87.2	99.9	35.7	87.3	-12.5					
1990 6	78.1	97.1	-1.7	80.4	-16.1	104.1	127.6	22.3	81.6	-15.1					
1990 7	77.8	97.4	8.3	79.9	-14.0	90.1	109.8	-1.7	82.1	-10.2					
1990 8	94.4	105.6	3.5	89.4	0.8	85.3	86.8	-4.6	98.3	4.6					
1990 9	107.6	95.5	-10.1	112.7	23.7	106.5	88.8	-6.8	119.9	32.0					
1990 10	149.3	115.9	7.8	128.8	36.3	126.9	97.8	-17.0	129.8	36.6					
1990 11	114.5	87.2	-22.1	131.3	39.8	107.4	84.9	-15.4	126.5	33.4					
1990 12	120.2	100.2	-6.8	120.0	30.4	104.2	91.1	-4.3	114.4	21.2					
1991 1	118.9	105.9	-3.5	112.3	15.3	85.4	75.2	-27.8	113.5	14.8					
1991 2	101.3	96.9	16.5	104.5	9.4	75.7	76.9	-15.4	98.4	2.0					
1991 3	103.6	105.9	12.2	97.8	8.1	83.5	85.6	-13.7	97.5	8.5					
1991 4	90.5	98.0	-2.0	92.3	6.6	94.3	97.9	5.8	96.3	8.9					
1991 5	87.7	90.9	-1.1	96.5	14.1	78.9	80.3	-19.6	98.2	12.5					
1991 6	97.1	102.5	5.6	94.7	17.8	86.0	89.3	-30.0	96.3	18.0					
1991 7	96.2	100.6	3.3	95.6	19.6	110.8	111.5	1.5	99.4	21.1					
1991 8	87.9	92.0	-12.9	95.5	6.8	112.5	114.8	32.3	98.0	-0.3					
1991 9	95.3	98.0	2.6	97.2	-13.8	89.6	89.3	0.6	100.3	-16.3					
1991 10	101.3	105.4	-9.1	96.1	-25.4	106.0	105.8	8.2	100.2	-22.8					
1991 11	100.1	101.0	15.8	99.1	-24.5	99.6	98.1	15.5	101.5	-19.8					
1991 12	107.4	116.1	15.9	92.5	-22.9	96.2	102.1	12.1	94.2	-17.7					
1992 1	91.9	107.4	1.4	85.6	-23.8	86.1	97.6	29.8	88.2	-22.3					
1992 2	88.2	105.9	9.3	83.3	-20.3	75.1	85.0	10.5	88.4	-10.2					
1992 3	84.7	99.7	-5.9	85.0	-13.1	83.2	95.9	12.0	86.8	-11.0					
1992 4	88.4	102.1	4.2	86.6	-6.2	79.1	88.1	-10.0	89.8	-6.7					
1992 5	89.8	102.6	12.9	87.5	-9.3	89.7	96.9	20.7	92.6	-5.7					
1992 6	84.4	94.2	-8.1	89.6	-5.4	111.5	121.2	35.7	92.0	-4.5					
1992 7	88.8	99.0	-1.6	89.7	-6.2	109.4	119.7	7.4	91.4	-8.0					
1992 8	94.6	107.6	17.0	87.9	-8.0	98.5	113.7	-1.0	86.6	-11.6					
1992 9	88.6	102.6	4.7	86.4	-11.1	96.7	112.6	26.1	85.9	-14.4					
1992 10	91.5	104.5	-0.9	87.6	-8.8	113.7	127.3	20.3	89.3	-10.9					
1992 11	92.6	102.9	1.9	90.0	-9.2	94.9	103.2	5.2	92.0	-9.4					
1992 12	93.7	102.6	-11.6	91.3	-1.3	110.4	119.0	16.6	92.8	-1.5					
1993 1	92.0	104.1	-3.1	88.4	3.3	102.2	111.6	14.3	91.6	3.9					
1993 2	84.6	97.1	-8.3	87.1	4.6	124.0	136.0	60.0	91.2	3.2					
1993 3	88.6	98.6	-1.1	89.9	5.8	128.7	134.5	40.3	95.7	10.3					
1993 4	83.3	90.1	-11.8	92.4	6.7	134.7	143.0	62.3	94.2	4.9					
1993 5	89.3	97.6	-4.9	91.5	4.6	151.1	158.1	63.2	95.6	3.2					
1993 6	84.9	95.5	1.4	88.9	-0.8	148.1	160.6	32.5	92.2	0.2					
1993 7	92.4	103.0	4.0	89.7	0.0	143.1	152.2	27.2	94.0	2.8					
1993 8	109.8	123.0	14.3	89.3	1.6	140.3	152.8	34.4	91.8	6.0					
1993 9	94.8	109.1	6.3	86.9	0.6	141.1	157.5	39.9	89.6	4.3					
1993 10	94.2	111.0	6.2	84.9	-3.1	163.6	189.1	48.5	86.5	-3.1					
1993 11	93.5	108.6	5.5	86.1	-4.3	135.1	158.4	53.5	85.3	-7.3					
1993 12	96.5	122.6	19.5	78.7	-13.8	146.3	173.7	46.0	84.2	-9.3					

NACE-CLIO R44 09:
ELEKTRIZITÄT, GAS,
DAMPF, WARMWASSER

NACE-CLIO R44 09:
ELECTRIC POWER, GAS,
STEAM AND WATER

NACE-CLIO R44 09: ENERGIE
ELECTRIQUE, GAZ, VAPEUR
ET EAU

	Intra-EU Intra-EU Intra-UE					Extra-EU Extra-EU Extra-UE									
	VAL	VOL	VOL Δ%	UV	UV Δ%	VAL	VOL	VOL Δ%	UV	UV Δ%					
	Jährliche Indizes					Annual indices					Indices annuels				
1980	11.2	12.1	-17.7	92.8	24.2	7.5	6.7	-16.3	112.4	11.6					
1981	11.7	12.9	6.6	90.7	-2.3	11.3	10.1	50.7	112.2	-0.2					
1982	14.0	15.7	21.7	88.9	-2.0	12.9	10.9	7.9	117.9	5.1					
1983	18.1	20.4	29.9	88.8	-0.1	14.1	12.4	13.8	113.4	-3.8					
1984	20.0	23.3	14.2	85.7	-3.5	13.4	11.8	-4.8	113.9	0.4					
1985	22.1	25.7	10.3	86.0	0.4	13.1	11.1 *	-5.9	117.8 *	3.4					
1986	18.7	20.6	-19.8	90.8	5.6	12.1	11.2 *	0.9	107.6 *	-8.7					
1987	30.1	31.9	54.9	94.5	4.1	11.9	11.7 *	4.5	102.0 *	-5.2					
1988	86.6	99.2	211.0	87.3	-7.6	78.9	87.9	651.3	89.8	-12.0					
1989	93.8	105.9	6.8	88.6	1.5	83.7	91.6	4.2	91.4	1.8					
1990	100.0	100.0	-5.6	100.0	12.9	100.0	100.0	9.2	100.0	9.4					
1991	129.5	116.6	16.6	111.1	11.1	113.3	99.4	-0.6	114.0	14.0					
1992	114.5	115.7	-0.8	99.0	-10.9	94.8	100.6	1.2	94.2	-17.4					
1993	199.4	202.4	74.9	98.5	-0.5	142.4	155.5	54.6	91.6	-2.8					
	Vierteljährliche Indizes					Quarterly indices					Indices trimestriels				
1989 1	96.5	113.7	5.2	84.9	-8.2	86.1	101.6	-2.1	84.7	-11.7					
1989 2	89.7	106.3	15.7	84.4	-4.7	88.2	97.9	5.0	90.1	-1.4					
1989 3	81.7	91.3	1.8	89.5	5.0	74.0	79.1	4.8	93.6	6.7					
1989 4	107.9	112.8	-5.2	95.7	15.2	88.1	89.6	0.8	98.3	19.0					
1990 1	113.8	115.2	1.3	98.8	16.4	108.9	109.4	7.7	99.5	17.5					
1990 2	100.2	105.9	-0.4	94.6	12.1	92.4	92.4	-5.6	100.0	11.0					
1990 3	86.5	87.7	-3.9	98.6	10.2	74.0	76.3	-3.5	97.0	3.6					
1990 4	132.4	124.1	10.0	106.7	11.5	108.9	106.0	18.3	102.7	4.5					
1991 1	147.8	123.5	7.2	119.7	21.2	138.5	117.4	7.3	118.0	18.6					
1991 2	109.0	97.8	-7.6	111.5	17.9	113.8	94.0	1.7	121.1	21.1					
1991 3	92.7	86.6	-1.3	107.0	8.5	98.9	87.6	14.8	112.9	16.4					
1991 4	125.4	119.4	-3.8	105.0	-1.6	111.1	106.5	0.5	104.3	1.6					
1992 1	140.6	138.8	12.4	101.3	-15.4	110.5	111.1	-5.4	99.5	-15.7					
1992 2	96.0	97.7	-0.1	98.3	-11.8	93.7	101.2	7.7	92.6	-23.5					
1992 3	99.6	98.9	14.2	100.7	-5.9	85.7	94.8	8.2	90.4	-19.9					
1992 4	124.8	130.1	9.0	95.9	-8.7	95.0	101.7	-4.5	93.4	-10.5					
1993 1	233.5	225.8	62.7	103.4	2.1	151.5	162.6	46.4	93.2	-6.3					
1993 2	176.3	183.1	87.4	96.3	-2.0	139.0	152.6	50.8	91.1	-1.6					
1993 3	140.2	141.8	43.4	98.9	-1.8	125.3	136.6	44.1	91.7	1.4					
1993 4	244.3	255.5	96.4	95.6	-0.3	153.6	169.9	67.1	90.4	-3.2					
	Monatliche Indizes					Monthly indices					Indices mensuels				
1989 1	104.3	126.0	6.2	82.8	-10.5	84.0	101.5	-13.5	82.8	-15.3					
1989 2	91.6	105.2	-1.0	87.1	-5.3	92.1	107.8	16.7	85.4	-10.4					
1989 3	93.9	109.9	10.6	85.4	-8.3	82.0	95.5	-6.0	85.9	-8.9					
1989 4	87.9	104.2	7.0	84.4	-5.2	84.1	93.2	-0.1	90.2	-0.8					
1989 5	95.4	113.8	28.7	83.8	-6.1	89.5	101.1	24.0	88.5	-3.6					
1989 6	86.1	100.9	12.2	85.3	-2.7	91.1	99.4	-5.2	91.6	0.0					
1989 7	79.5	87.7	-3.7	90.7	4.7	73.6	78.3	6.8	94.0	7.3					
1989 8	79.0	89.7	-2.1	88.1	3.2	73.9	80.3	3.2	92.0	5.4					
1989 9	86.7	96.5	11.7	89.8	7.4	74.8	78.7	4.4	95.0	7.6					
1989 10	94.2	98.6	-13.5	95.5	14.9	75.2	76.8	-6.8	97.9	14.9					
1989 11	102.1	108.7	-10.8	93.9	16.2	94.3	95.8	6.9	98.4	19.0					
1989 12	127.6	131.1	8.1	97.3	13.9	94.9	96.2	1.5	98.6	22.8					

EU Ausfuhr
NACE-CLIO R44 09:
ELEKTRIZITÄT, GAS,
DAMPF, WARMWASSER

EU Exports
NACE-CLIO R44 09:
ELECTRIC POWER, GAS,
STEAM AND WATER

Exportations UE
NACE-CLIO R44 09: ENERGIE
ELECTRIQUE, GAZ, VAPEUR
ET EAU

1990=100

	Intra-EU Intra-EU Intra-UE					Extra-EU Extra-EU Extra-UE									
	VAL	VOL	VOL Δ%	UV	UV Δ%	VAL	VOL	VOL Δ%	UV	UV Δ%					
	Jährliche Indizes					Annual Indices					Indices annuels				
1980	7.3	13.5	32.4	54.4	16.2	20.7	33.2	24.3	62.4	13.0					
1981	9.3	15.6	15.6	59.6	9.6	32.9	41.5	25.0	79.2	26.9					
1982	10.8	16.3	4.5	66.0	10.7	24.7	28.3	-31.8	87.3	10.2					
1983	14.4	19.4	19.0	74.4	12.7	31.9	36.8	30.0	86.8	-0.6					
1984	18.3	22.6	16.5	80.8	8.6	53.1	60.4	64.1	87.9	1.3					
1985	22.6	24.9	10.2	90.6	12.1	61.5	61.6	2.0	99.9	13.7					
1986	24.6	24.1	-3.2	102.0	12.6	63.9	61.6	0.0	103.8	3.9					
1987	21.2	23.5	-2.5	90.3	-11.5	53.0	51.1	-17.0	103.8	0.0					
1988	71.7	85.9	265.5	83.5	-7.5	65.7	71.1	39.1	92.4	-11.0					
1989	86.7	97.3	13.3	89.1	6.7	79.6	90.4	27.1	88.1	-4.7					
1990	100.0	100.0	2.8	100.0	12.2	100.0	100.0	10.6	100.0	13.5					
1991	123.8	110.1	10.1	112.4	12.4	123.2	110.7	10.7	111.3	11.3					
1992	116.7	112.1	1.8	104.1	-7.4	132.2	114.5	3.4	115.5	3.8					
1993	131.3	142.3	26.9	92.3	-11.3	185.7	183.5	60.3	101.2	-12.4					
	Vierteljährliche Indizes					Quarterly Indices					Indices trimestriels				
1989 1	86.6	112.0	21.3	77.3	-18.9	89.4	101.2	32.8	88.3	-15.1					
1989 2	75.8	86.9	27.0	87.2	1.0	72.4	83.2	27.0	87.0	-8.3					
1989 3	76.3	69.7	2.7	109.5	40.0	72.2	82.1	35.5	87.9	2.6					
1989 4	104.7	117.0	9.7	89.5	18.5	86.0	96.6	23.4	89.0	5.3					
1990 1	118.2	118.4	5.7	99.8	29.1	117.6	115.9	14.5	101.5	14.9					
1990 2	68.4	66.0	-24.1	103.6	18.8	92.3	94.6	13.7	97.6	12.2					
1990 3	84.6	88.0	26.3	96.1	-12.2	80.4	82.6	0.6	97.3	10.7					
1990 4	147.1	145.6	24.4	101.0	12.8	109.4	106.6	10.4	102.6	15.3					
1991 1	146.3	126.6	6.9	115.6	15.8	139.5	118.6	2.3	117.6	15.9					
1991 2	96.5	81.0	22.7	119.1	15.0	115.4	103.5	9.4	111.5	14.2					
1991 3	70.3	60.9	-30.8	115.5	20.2	97.1	95.7	15.9	101.5	4.3					
1991 4	140.8	135.3	-7.1	104.1	3.1	123.2	109.2	2.4	112.8	9.9					
1992 1	155.0	149.6	18.2	103.6	-10.4	156.1	131.3	10.7	118.9	1.1					
1992 2	108.4	100.2	23.7	108.2	-9.2	142.6	120.1	16.0	118.7	6.5					
1992 3	92.3	83.5	37.1	110.5	-4.3	101.5	92.3	-3.6	110.0	8.4					
1992 4	148.9	151.3	11.8	98.4	-5.5	161.1	142.1	30.1	113.4	0.5					
1993 1	144.6	155.5	3.9	93.0	-10.2	199.6	181.0	37.9	110.3	-7.2					
1993 2	110.4	112.1	11.9	98.5	-9.0	180.4	185.6	54.5	97.2	-18.1					
1993 3	104.8	110.4	32.2	94.9	-14.1	150.4	144.8	56.9	103.9	-5.5					
1993 4	164.8	190.1	25.6	86.7	-11.9	211.7	221.9	56.2	95.4	-15.9					
	Monatliche Indizes					Monthly Indices					Indices mensuels				
1989 1	93.4	122.9	24.8	76.0	-19.1	87.3	93.9	26.2	93.0	-10.9					
1989 2	82.3	106.1	21.7	77.6	-20.2	90.3	104.7	24.9	86.2	-15.7					
1989 3	84.2	107.0	17.5	78.7	-17.2	90.3	104.8	48.7	86.2	-18.4					
1989 4	85.3	105.6	48.1	80.8	-7.7	82.6	89.4	10.5	92.4	-2.3					
1989 5	77.0	88.5	40.9	87.0	2.2	70.7	85.4	39.8	82.8	-13.7					
1989 6	65.2	66.6	-6.2	97.9	13.7	63.7	74.8	37.2	85.2	-9.7					
1989 7	72.4	63.3	-5.8	114.4	45.9	78.7	91.4	34.4	86.1	5.0					
1989 8	75.4	69.1	24.3	109.1	41.7	73.3	79.9	23.1	91.7	12.9					
1989 9	81.3	76.6	-4.8	106.1	34.0	64.6	74.9	53.8	86.2	-11.0					
1989 10	85.3	93.4	15.5	91.3	10.1	76.1	90.7	21.4	83.9	-1.3					
1989 11	103.8	117.2	-20.2	88.6	32.2	90.6	102.8	31.6	88.1	16.5					
1989 12	124.8	140.4	53.8	88.9	6.1	91.4	96.5	17.8	94.7	2.2					

NACE-CLIO R44 09:
ELEKTRIZITÄT, GAS,
DAMPF, WARMWASSER

NACE-CLIO R44 09:
ELECTRIC POWER, GAS,
STEAM AND WATER

NACE-CLIO R44 09: ENERGIE
ELECTRIQUE, GAZ, VAPEUR
ET EAU

	Intra-EU Intra-EU Intra-UE					Extra-EU Extra-EU Extra-UE					
	VAL	VOL	VOL Δ%	UV	UV Δ%	VAL	VOL	VOL Δ%	UV	UV Δ%	
	Monatliche Indizes			Monthly Indices			Indices mensuels				
1990 1	147.0	152.2	20.8	96.6	16.7	113.8	113.2	11.5	100.5	21.4	
1990 2	110.3	107.4	2.1	102.7	17.9	109.7	110.7	2.7	99.1	16.0	
1990 3	84.1	86.0	-21.7	97.8	14.5	103.0	104.4	9.3	98.7	14.9	
1990 4	134.9	132.6	27.3	101.7	20.5	107.1	107.9	15.8	99.3	10.1	
1990 5	89.4	101.0	-11.2	88.5	5.6	74.5	74.6	-26.2	99.8	12.8	
1990 6	76.4	84.1	-16.7	90.9	6.6	95.6	94.8	-4.6	100.8	10.0	
1990 7	80.3	87.9	0.2	91.3	0.7	72.2	73.3	-6.4	98.5	4.8	
1990 8	88.8	88.2	-1.7	100.7	14.3	77.9	83.9	4.5	92.9	1.0	
1990 9	90.4	87.1	-9.7	103.8	15.6	71.9	71.7	-8.9	100.3	5.6	
1990 10	115.3	108.3	9.8	106.5	11.5	94.7	92.7	20.7	102.2	4.4	
1990 11	134.3	126.3	16.2	106.3	13.2	119.6	118.3	23.5	101.1	2.7	
1990 12	147.5	137.5	4.9	107.3	10.3	112.6	107.2	11.4	105.0	6.5	
1991 1	148.9	127.7	-16.1	116.6	20.7	143.0	129.8	14.7	110.2	9.7	
1991 2	159.2	128.7	19.8	123.7	20.4	142.6	119.4	7.9	119.4	20.5	
1991 3	135.6	114.2	32.8	118.7	21.4	130.1	103.0	-1.3	126.3	28.0	
1991 4	115.2	100.9	-23.9	114.2	12.3	123.8	99.9	-7.4	123.9	24.8	
1991 5	111.4	102.9	1.9	108.3	22.4	107.4	90.7	21.6	118.4	18.6	
1991 6	100.3	89.4	6.3	112.2	23.4	110.3	91.5	-3.5	120.6	19.6	
1991 7	94.4	85.8	-2.4	110.0	20.5	100.8	84.7	15.6	119.0	20.8	
1991 8	90.2	86.8	-1.6	103.9	3.2	104.0	93.0	10.8	111.8	20.3	
1991 9	93.3	87.0	-0.1	107.2	3.3	91.9	85.1	18.7	108.0	7.7	
1991 10	107.4	104.3	-3.7	103.0	-3.3	97.0	92.6	-0.1	104.8	2.5	
1991 11	123.8	114.5	-9.3	108.1	1.7	118.3	114.2	-3.5	103.6	2.5	
1991 12	144.8	139.4	1.4	103.9	-3.2	117.8	112.7	5.1	104.5	-0.5	
1992 1	151.0	142.2	11.4	106.2	-8.9	117.5	107.4	-17.3	109.4	-0.7	
1992 2	143.6	142.6	10.8	100.7	-18.6	106.5	106.5	-10.8	100.0	-16.2	
1992 3	127.2	131.5	15.1	96.7	-18.5	107.6	119.3	15.8	90.2	-28.6	
1992 4	101.5	106.8	5.8	95.0	-16.8	100.4	106.6	6.7	94.2	-24.0	
1992 5	88.3	88.7	-13.8	99.5	-8.1	97.2	103.6	14.2	93.8	-20.8	
1992 6	98.3	97.6	9.2	100.7	-10.2	83.5	93.4	2.1	89.4	-25.9	
1992 7	96.3	98.4	14.7	97.9	-11.0	87.1	96.5	13.9	90.3	-24.1	
1992 8	100.3	97.4	12.2	103.0	-0.9	82.9	90.7	-2.5	91.4	-18.2	
1992 9	102.3	101.0	16.1	101.3	-5.5	87.0	97.0	14.0	89.7	-16.9	
1992 10	117.9	120.3	15.3	98.0	-4.9	90.9	99.3	7.2	91.5	-12.7	
1992 11	125.6	130.2	13.7	96.5	-10.7	91.6	97.3	-14.8	94.1	-9.2	
1992 12	130.9	139.9	0.4	93.6	-9.9	102.6	108.5	-3.7	94.6	-9.5	
1993 1	223.9	213.0	49.8	105.1	-1.0	145.7	159.8	48.8	91.2	-16.6	
1993 2	262.3	257.4	80.5	101.9	1.2	147.1	156.5	46.9	94.0	-6.0	
1993 3	213.8	207.0	57.4	103.3	6.8	162.0	171.4	43.7	94.5	4.8	
1993 4	225.7	233.4	118.5	96.7	1.8	140.2	153.9	44.4	91.1	-3.3	
1993 5	158.8	163.7	84.6	97.0	-2.5	142.2	159.8	54.2	89.0	-5.1	
1993 6	144.4	152.2	55.9	94.9	-5.8	134.4	144.1	54.3	93.3	4.4	
1993 7	133.0	133.7	35.9	99.5	1.6	115.9	127.6	32.2	90.8	0.6	
1993 8	137.2	137.3	41.0	99.9	-3.0	120.8	131.2	44.7	92.1	0.8	
1993 9	150.3	154.2	52.7	97.5	-3.8	139.1	151.0	55.7	92.1	2.7	
1993 10	208.9	226.8	88.5	92.1	-6.0	142.1	158.1	59.2	89.9	-1.7	
1993 11	246.6	257.9	98.1	95.6	-0.9	162.2	181.8	86.8	89.2	-5.2	
1993 12	277.6	281.8	101.4	98.5	5.2	156.6	169.9	56.6	92.2	-2.5	

NACE-CLIO R44 09:
ELEKTRIZITAET, GAS,
DAMPF, WARMWASSER

NACE-CLIO R44 09:
ELECTRIC POWER, GAS,
STEAM AND WATER

NACE-CLIO R44 09: ENERGIE
ELECTRIQUE, GAZ, VAPEUR
ET EAU

	Intra-EU Intra-EU Intra-UE					Extra-EU Extra-EU Extra-UE					
	VAL	VOL	VOL Δ%	UV	UV Δ%	VAL	VOL	VOL Δ%	UV	UV Δ%	
	Monatliche Indizes			Monthly Indices			Indices mensuels				
1990 1	156.8	160.2	30.3	97.9	28.8	105.3	113.2	20.6	93.0	0.0	
1990 2	104.8	103.6	-2.4	101.2	30.4	119.7	114.9	9.7	104.2	20.9	
1990 3	92.9	91.5	-14.5	101.5	29.0	127.9	119.6	14.1	106.9	24.0	
1990 4	78.6	75.3	-28.7	104.4	29.2	107.0	105.0	17.4	101.9	10.3	
1990 5	62.4	59.7	-32.5	104.6	20.2	88.0	90.4	5.9	97.4	17.6	
1990 6	64.0	63.0	-5.4	101.6	3.8	82.2	88.6	18.4	92.8	8.9	
1990 7	85.7	83.2	31.4	103.0	-10.0	83.2	86.7	-5.1	96.0	11.5	
1990 8	73.2	75.3	9.0	97.2	-10.9	65.7	66.4	-16.9	99.0	8.0	
1990 9	95.0	105.5	37.7	90.0	-15.2	92.1	94.7	26.4	97.3	12.9	
1990 10	130.1	126.2	35.1	103.1	12.9	85.9	82.9	-8.6	103.6	23.5	
1990 11	150.3	155.3	32.5	96.8	9.3	132.1	132.5	28.9	99.7	13.2	
1990 12	160.6	155.3	10.6	103.4	16.3	109.9	104.3	8.1	105.4	11.3	
1991 1	158.1	143.1	-10.7	110.5	12.9	124.3	111.7	-1.3	111.3	19.7	
1991 2	158.0	135.7	31.0	116.4	15.0	145.8	122.1	6.3	119.4	14.6	
1991 3	122.8	101.0	10.4	121.6	19.8	148.2	122.0	2.0	121.5	13.7	
1991 4	107.1	88.0	16.9	121.7	16.6	125.2	111.4	6.1	112.4	10.3	
1991 5	92.2	77.9	30.5	118.4	13.2	112.9	104.8	15.9	107.7	10.6	
1991 6	90.3	77.2	22.5	117.0	15.2	108.1	94.3	6.4	114.6	23.5	
1991 7	74.4	63.4	-23.8	117.3	13.9	92.9	91.2	5.2	101.9	6.1	
1991 8	75.0	65.3	-13.3	114.8	18.1	97.5	95.4	43.7	102.2	3.2	
1991 9	61.5	53.9	-48.9	114.1	26.8	101.0	100.5	6.1	100.5	3.3	
1991 10	117.8	112.1	-11.2	105.1	1.9	117.9	112.6	35.8	104.7	1.1	
1991 11	149.2	143.9	-7.3	103.7	7.1	111.7	95.8	-27.7	116.6	17.0	
1991 12	155.5	149.8	-3.5	103.8	0.4	139.9	119.2	14.3	117.4	11.4	
1992 1	151.5	146.5	2.4	103.4	-6.4	160.5	140.9	26.1	113.9	2.3	
1992 2	153.6	149.6	10.2	102.7	-11.8	166.4	136.3	11.6	122.1	2.3	
1992 3	159.8	152.6	51.1	104.7	-13.9	141.7	116.9	-4.2	121.2	-0.2	
1992 4	121.6	115.0	30.7	105.7	-13.1	165.0	136.0	22.1	121.3	7.9	
1992 5	110.5	102.5	31.6	107.8	-9.0	148.9	128.8	22.9	115.6	7.3	
1992 6	93.4	83.2	7.8	112.3	-4.0	114.1	95.6	1.4	119.3	4.1	
1992 7	87.9	78.7	24.1	111.7	-4.8	91.3	85.1	-6.7	107.3	5.3	
1992 8	88.4	78.9	20.8	112.1	-2.4	104.2	91.4	-4.2	114.0	11.5	
1992 9	100.3	92.9	72.4	108.0	-5.3	109.0	100.4	-0.1	108.6	8.1	
1992 10	135.1	137.3	22.5	98.4	-6.4	126.5	115.8	2.8	109.2	4.3	
1992 11	140.1	144.7	0.6	96.8	-6.7	156.1	135.7	41.6	115.0	-1.4	
1992 12	171.2	171.7	14.6	99.7	-3.9	200.9	174.7	46.6	115.0	-2.0	
1993 1	129.3	138.0	-5.8	93.7	-9.4	166.5	155.5	10.4	107.1	-6.0	
1993 2	158.7	174.2	16.4	91.1	-11.3	126.9	110.7	-18.8	114.6	-6.1	
1993 3	146.0	154.2	1.0	94.7	-9.6	305.3	276.8	136.8	110.3	-9.0	
1993 4	122.1	129.3	12.4	94.4	-10.7	168.9	157.0	15.4	107.6	-11.3	
1993 5	121.2	124.3	21.3	97.5	-9.6	181.6	210.4	63.4	86.3	-25.3	
1993 6	88.1	82.8	-0.5	106.4	-5.3	191.1	189.2	97.9	101.0	-15.3	
1993 7	107.6	106.7	35.6	100.8	-9.8	165.1	170.0 *	99.8	97.1 *	-9.5	
1993 8	93.2	95.2	20.7	97.9	-12.7	137.1	121.4 *	32.8	112.9 *	-1.0	
1993 9	113.3	129.1	39.0	87.8	-18.7	149.2	142.9 *	42.3	104.4 *	-3.9	
1993 10	140.7	160.4	16.8	87.7	-10.9	213.2	232.7	100.9	91.6	-16.1	
1993 11	171.1	196.7	35.9	87.0	-10.1	200.4	207.9 *	53.2	96.4 *	-16.2	
1993 12	182.6	213.3	24.2	85.6	-14.1	221.5	224.9	28.7	98.5	-14.3	

NACE-CLIO R44 13: EISEN-
U. NE-ERZE U. -METALLE
(OHNE
SPALT-U.BRUTSTOFFE)

NACE-CLIO R44 13:
FERROUS AND
NON-FERROUS ORES
AND METALS, OTHER
THAN RADIOACTIVE IRON
ORE

NACE-CLIO R44 13:
MINERAIS ET METAUX
FERREUX ET NON FERREUX
AUTRES QUE FERTILES ET
FISSILES

	Intra-EU Intra-EU Intra-UE					Extra-EU Extra-EU Extra-UE									
	VAL	VOL	VOL Δ%	UV	UV Δ%	VAL	VOL	VOL Δ%	UV	UV Δ%					
	Jährliche Indizes					Annual Indices					Indices annuels				
1980	54.9	73.0	7.2	75.2	10.6	65.1	75.3	7.4	86.4	17.6					
1981	50.7	67.6	-7.4	75.0	-0.3	60.3	67.5	-10.4	89.4	3.5					
1982	54.7	66.6	-1.5	82.2	9.6	64.8	70.6	4.6	91.8	2.7					
1983	56.7	65.7	-1.4	86.3	5.0	69.2	69.0	-2.3	100.3	9.3					
1984	68.2	72.4	10.2	94.2	9.2	81.3	75.5	9.4	107.7	7.4					
1985	73.8	75.9	4.8	97.2	3.2	86.0	78.4	3.8	109.7	1.9					
1986	71.5	79.4	4.6	90.0	-7.4	73.8	82.0	4.6	90.0	-18.0					
1987	68.3	80.9	1.9	84.4	-6.2	68.6	82.7	0.9	83.0	-7.8					
1988	84.6	89.0	10.0	95.0	12.6	104.9	105.9	28.1	99.1	19.4					
1989	105.7	96.2	8.1	109.9	15.7	109.2	91.8	-13.3	118.9	20.0					
1990	100.0	100.0	4.0	100.0	-9.0	100.0	100.0	8.9	100.0	-15.9					
1991	95.5	102.9	2.9	92.8	-7.2	97.8	105.2	5.2	93.0	-7.0					
1992	91.6	104.0	1.1	88.1	-5.1	96.7	113.0	7.4	85.6	-8.0					
1993	73.5	85.8	-17.5	85.7	-2.7	90.2	108.6	-3.9	83.1	-2.9					
	Vierteljährliche Indizes					Quarterly Indices					Indices trimestriels				
1989 1	108.2	99.1	15.6	109.2	23.1	113.1	94.7	-7.4	119.4	33.7					
1989 2	115.5	103.2	13.4	111.9	22.0	120.2	97.9	-11.6	122.8	30.1					
1989 3	95.8	86.6	4.7	110.6	14.1	101.7	85.1	-19.6	119.5	15.6					
1989 4	104.8	97.0	1.6	108.0	5.8	102.7	90.6	-12.0	113.4	3.7					
1990 1	104.6	102.2	3.1	102.3	-6.3	100.7	99.8	5.4	100.9	-15.5					
1990 2	105.9	105.3	2.0	100.6	-10.1	104.1	102.1	4.3	102.0	-16.9					
1990 3	90.8	91.2	5.3	99.6	-9.9	94.6	93.8	10.2	100.8	-15.6					
1990 4	99.1	101.7	4.8	97.4	-9.8	101.4	105.1	16.0	96.5	-14.9					
1991 1	99.4	105.3	3.0	94.4	-7.7	97.3	106.1	6.3	91.7	-9.1					
1991 2	101.2	108.0	2.6	93.7	-6.9	104.9	109.5	7.2	95.8	-6.1					
1991 3	86.4	93.1	2.1	92.8	-6.8	95.5	101.8	8.5	93.8	-6.9					
1991 4	91.5	101.3	-0.4	90.3	-7.3	92.6	102.3	-2.7	90.5	-6.2					
1992 1	98.4	110.8	5.2	88.8	-5.9	100.8	116.0	9.3	86.9	-5.2					
1992 2	98.9	111.4	3.1	88.8	-5.2	104.0	118.8	8.5	87.5	-8.7					
1992 3	86.2	97.7	4.9	88.2	-5.0	91.0	108.0	6.1	84.3	-10.1					
1992 4	86.8	100.3	-1.0	86.5	-4.2	92.5	110.6	8.1	83.6	-7.6					
1993 1	73.6	85.5	-22.8	86.1	-3.0	86.2	102.7	-11.5	83.9	-3.5					
1993 2	75.7	88.6	-20.5	85.4	-3.8	95.4	115.6	-2.7	82.5	-5.7					
1993 3	67.5	78.3	-19.9	86.2	-2.3	90.8	108.5	0.5	83.7	-0.7					
1993 4	74.5	87.3	-13.0	85.3	-1.4	88.4	107.5	-2.8	82.2	-1.7					
	Monatliche Indizes					Monthly Indices					Indices mensuels				
1989 1	104.4	96.7	32.5	108.0	21.8	109.4	94.0	-1.3	116.4	33.2					
1989 2	103.5	94.6	13.4	109.4	23.2	109.6	91.5	-7.7	119.8	34.5					
1989 3	116.7	106.0	5.3	110.1	24.1	119.9	98.5	-12.5	121.7	33.6					
1989 4	112.4	100.5	20.1	111.8	21.4	117.3	96.3	-2.8	121.8	28.3					
1989 5	113.3	101.1	13.0	112.1	23.3	123.6	100.7	-13.3	122.7	30.9					
1989 6	120.7	108.0	8.3	111.8	21.5	119.8	96.5	-17.7	124.1	31.0					
1989 7	101.7	91.5	2.8	111.1	17.7	106.3	88.6	-19.2	120.0	17.3					
1989 8	80.2	72.6	10.7	110.4	12.9	93.1	79.2	-17.6	117.6	14.3					
1989 9	105.8	95.8	2.5	110.4	12.1	105.8	87.6	-21.9	120.8	15.2					
1989 10	116.5	106.5	6.8	109.4	8.7	112.4	96.1	-11.2	117.0	8.2					
1989 11	111.3	103.4	6.3	107.6	5.4	105.6	93.0	-9.4	113.5	3.5					
1989 12	86.3	81.1	-9.5	106.4	2.4	90.0	82.5	-16.0	109.1	-1.3					

NACE-CLIO R44 13: EISEN-
U. NE-ERZE U. -METALLE
(OHNE
SPALT-U.BRUTSTOFFE)

NACE-CLIO R44 13:
FERROUS AND
NON-FERROUS ORES
AND METALS, OTHER
THAN RADIOACTIVE IRON
ORE

NACE-CLIO R44 13:
MINERAIS ET METAUX
FERREUX ET NON FERREUX
AUTRES QUE FERTILES ET
FISSILES

	Intra-EU Intra-EU Intra-UE					Extra-EU Extra-EU Extra-UE									
	VAL	VOL	VOL Δ%	UV	UV Δ%	VAL	VOL	VOL Δ%	UV	UV Δ%					
	Jährliche Indizes					Annual Indices					Indices annuels				
1980	56.6	75.3	6.7	75.1	11.1	84.9	106.5	2.0	79.7	11.8					
1981	52.1	69.2	-8.1	75.3	0.3	101.2	121.4	14.0	83.4	4.6					
1982	55.4	67.3	-2.7	82.3	9.3	98.3	106.9	-11.9	92.0	10.3					
1983	57.9	67.2	-0.1	86.2	4.7	99.8	105.5	-1.3	94.6	2.8					
1984	68.9	73.2	8.9	94.1	9.2	118.5	117.7	11.6	100.7	6.4					
1985	74.0	76.3	4.2	97.0	3.1	126.2	119.7	1.7	105.4	4.7					
1986	71.2	79.6	4.3	89.4	-7.8	94.9	102.0	-14.8	93.0	-11.8					
1987	69.4	82.6	3.8	84.0	-6.0	86.7	100.0	-2.0	86.7	-6.8					
1988	85.3	90.5	9.6	94.2	12.1	106.7	110.1	10.1	96.9	11.8					
1989	107.6	99.8	10.3	107.8	14.4	119.8	108.1	-1.8	110.8	14.3					
1990	100.0	100.0	0.2	100.0	-7.2	100.0	100.0	-7.5	100.0	-9.7					
1991	93.0	99.7	-0.3	93.3	-6.7	99.2	104.8	4.8	94.7	-5.3					
1992	88.4	99.7	0.0	88.7	-4.9	91.8	101.7	-3.0	90.3	-4.6					
1993	78.9	92.5	-7.2	85.3	-3.8	106.4	117.3	15.3	90.7	0.4					
	Vierteljährliche Indizes					Quarterly Indices					Indices trimestriels				
1989 1	106.5	99.9	18.5	106.6	21.3	115.8	106.2	4.9	109.0	20.8					
1989 2	118.3	108.3	17.2	109.2	19.6	126.3	112.8	3.3	112.0	18.9					
1989 3	101.1	93.1	9.7	108.6	13.2	118.8	106.2	-5.2	111.9	14.2					
1989 4	105.1	98.5	-0.9	106.7	6.1	122.0	110.6	-3.4	110.3	5.9					
1990 1	106.7	105.2	5.3	101.4	-4.9	106.3	102.5	-3.5	103.7	-4.9					
1990 2	105.9	106.2	-1.9	99.7	-8.7	101.9	101.3	-10.2	100.6	-10.2					
1990 3	90.5	90.0	-3.3	100.6	-7.4	93.7	94.0	-11.5	99.7	-10.9					
1990 4	97.1	98.8	0.3	98.3	-7.9	98.4	102.4	-7.4	96.1	-12.9					
1991 1	98.5	103.6	-1.5	95.1	-6.2	96.6	102.7	0.2	94.1	-9.3					
1991 2	99.3	105.6	-0.6	94.0	-5.7	101.4	105.6	4.2	96.0	-4.6					
1991 3	84.3	90.8	0.9	92.8	-7.8	99.8	104.6	11.3	95.4	-4.3					
1991 4	89.4	98.3	-0.5	90.9	-7.5	99.8	107.1	4.6	93.2	-3.0					
1992 1	95.7	106.8	3.1	89.6	-5.8	91.2	99.0	-3.6	92.1	-2.1					
1992 2	93.4	104.7	-0.9	89.2	-5.1	91.0	100.0	-5.3	91.0	-5.2					
1992 3	82.7	92.9	2.3	89.0	-4.1	87.2	97.8	-6.5	89.2	-6.5					
1992 4	82.8	95.1	-3.3	87.1	-4.2	99.4	111.6	4.2	89.1	-4.4					
1993 1	82.7	97.7	-8.5	84.6	-5.6	92.7	102.7	3.7	90.3	-2.0					
1993 2	81.5	95.4	-8.9	85.4	-4.3	106.8	119.2	19.2	89.6	-1.5					
1993 3	72.2	84.5	-9.0	85.5	-3.9	105.7	115.6	18.2	91.4	2.5					
1993 4	75.5	88.0	-7.5	85.8	-1.5	120.3	131.9	18.2	91.2	2.4					
	Monatliche Indizes					Monthly Indices					Indices mensuels				
1989 1	98.8	94.0	28.6	105.1	20.0	108.9	101.5	21.7	107.3	21.0					
1989 2	105.4	98.5	20.0	107.0	21.9	110.0	100.9	1.9	109.0	21.1					
1989 3	115.2	107.1	9.5	107.6	21.9	128.4	116.2	-4.0	110.5	20.8					
1989 4	111.9	102.6	17.3	109.1	18.6	124.7	111.6	5.5	111.7	17.5					
1989 5	114.7	104.6	13.2	109.7	21.9	122.1	108.9	-1.5	112.1	21.5					
1989 6	128.3	117.8	20.9	108.9	18.5	132.4	118.0	6.2	112.2	17.9					
1989 7	103.9	96.0	7.5	108.2	14.5	118.1	105.3	-2.6	112.2	14.5					
1989 8	83.8	77.3	6.6	108.4	13.3	115.6	104.3	-7.5	110.8	13.1					
1989 9	115.6	106.0	14.2	109.1	11.9	123.0	109.0	-5.2	112.8	15.1					
1989 10	116.1	107.1	3.7	108.4	9.9	129.6	114.6	-5.1	113.1	10.0					
1989 11	110.6	104.0	5.7	106.3	5.4	119.6	108.9	-2.0	109.8	5.0					
1989 12	88.7	84.4	-12.5	105.1	2.6	116.9	108.2	-3.0	108.0	2.7					

NACE-CLIO R44 13: EISEN-
U. NE-ERZE U. -METALLE
(OHNE
SPALT-U.BRUTSTOFFE)

NACE-CLIO R44 13:
FERROUS AND
NON-FERROUS ORES
AND METALS, OTHER
THAN RADIOACTIVE IRON
ORE

NACE-CLIO R44 13:
MINERAIS ET METAUX
FERREUX ET NON FERREUX
AUTRES QUE FERTILES ET
FISSILES

	Intra-EU Intra-EU Intra-UE					Extra-EU Extra-EU Extra-UE									
	VAL	VOL	VOL Δ%	UV	UV Δ%	VAL	VOL	VOL Δ%	UV	UV Δ%					
	Monatliche Indizes					Monthly Indices					Indices mensuels				
1990 1	103.1	98.9	2.3	104.2	-3.5	100.4	97.3	3.5	103.2	-11.3					
1990 2	97.2	95.5	1.0	101.8	-6.9	90.2	90.8	-0.8	99.3	-17.1					
1990 3	113.6	112.3	5.9	101.2	-8.1	111.6	111.4	13.1	100.2	-17.7					
1990 4	102.6	101.6	1.1	101.0	-9.7	98.5	95.7	-0.6	102.9	-15.5					
1990 5	108.9	108.3	7.1	100.6	-10.3	108.0	106.5	5.8	101.4	-17.4					
1990 6	106.2	105.9	-1.9	100.3	-10.3	106.1	104.1	7.9	101.9	-17.9					
1990 7	100.5	100.7	10.1	99.8	-10.2	100.6	100.4	13.3	100.2	-16.5					
1990 8	75.6	75.6	4.1	100.0	-9.4	88.0	87.4	10.4	100.7	-14.4					
1990 9	96.4	97.3	1.6	99.1	-10.2	94.9	93.6	6.8	101.4	-16.1					
1990 10	112.4	114.0	7.0	98.6	-9.9	115.5	117.3	22.1	98.5	-15.8					
1990 11	104.9	107.9	4.4	97.2	-9.7	107.4	111.1	19.5	96.7	-14.8					
1990 12	79.7	83.1	2.5	95.9	-9.9	81.2	86.8	5.2	93.6	-14.2					
1991 1	102.7	107.3	8.5	95.7	-8.2	105.2	113.7	16.9	92.5	-10.4					
1991 2	92.9	98.8	3.5	94.0	-7.7	92.3	101.6	11.9	90.8	-8.6					
1991 3	102.7	109.8	-2.2	93.5	-7.6	94.4	102.9	-7.6	91.7	-8.5					
1991 4	101.9	108.7	7.0	93.7	-7.2	109.1	114.7	19.9	95.1	-7.6					
1991 5	102.5	109.3	0.9	93.8	-6.8	105.1	109.4	2.7	96.1	-5.2					
1991 6	99.2	106.1	0.2	93.5	-6.8	100.7	104.6	0.5	96.3	-5.5					
1991 7	101.6	108.4	7.6	93.7	-6.1	106.9	109.3	8.9	97.8	-2.4					
1991 8	65.5	70.4	-6.9	93.0	-7.0	80.2	86.0	-1.6	93.2	-7.4					
1991 9	92.2	100.4	3.2	91.8	-7.4	99.5	110.2	17.7	90.3	-10.9					
1991 10	101.8	111.5	-2.2	91.3	-7.4	99.2	108.6	-7.4	91.3	-7.3					
1991 11	92.3	102.8	-4.7	89.8	-7.6	94.5	105.0	-5.5	90.0	-6.9					
1991 12	80.6	89.7	7.9	89.8	-6.4	84.2	93.3	7.5	90.3	-3.5					
1992 1	94.1	105.3	-1.9	89.4	-6.6	101.6	118.4	4.1	85.8	-7.2					
1992 2	95.5	107.8	9.1	88.6	-5.7	94.7	109.5	7.8	86.5	-4.7					
1992 3	105.5	119.4	8.7	88.4	-5.5	106.2	120.0	16.6	88.5	-3.5					
1992 4	104.6	117.8	8.4	88.8	-5.2	102.3	116.3	1.4	88.0	-7.5					
1992 5	93.9	105.7	-3.3	88.8	-5.3	105.4	119.9	9.6	87.9	-8.5					
1992 6	98.2	110.7	4.3	88.7	-5.1	104.3	120.3	15.0	86.7	-10.0					
1992 7	101.2	114.0	5.2	88.8	-5.2	100.7	118.1	8.1	85.3	-12.8					
1992 8	61.1	69.0	-2.0	88.6	-4.7	75.2	89.0	3.5	84.5	-9.3					
1992 9	96.2	110.1	9.7	87.4	-4.8	97.2	117.0	6.2	83.1	-8.0					
1992 10	96.7	111.1	-0.4	87.0	-4.7	98.3	118.9	9.5	82.7	-9.4					
1992 11	87.9	102.1	-0.7	86.1	-4.1	93.3	112.3	7.0	83.1	-7.7					
1992 12	75.7	87.7	-2.2	86.3	-3.9	85.7	100.7	7.9	85.1	-5.8					
1993 1	63.3	73.1	-30.6	86.6	-3.1	78.0	93.4	-21.1	83.5	-2.7					
1993 2	75.3	87.6	-18.7	86.0	-2.9	84.0	100.3	-8.4	83.7	-3.2					
1993 3	82.0	95.7	-19.8	85.7	-3.1	96.7	114.6	-4.5	84.4	-4.6					
1993 4	79.1	92.3	-21.6	85.7	-3.5	90.4	107.9	-7.2	83.8	-4.8					
1993 5	71.2	83.9	-20.6	84.9	-4.4	92.6	113.5	-5.3	81.6	-7.2					
1993 6	76.7	89.7	-19.0	85.5	-3.6	103.0	125.4	4.2	82.1	-5.3					
1993 7	71.9	83.7	-26.6	85.9	-3.3	101.5	120.5	2.0	84.2	-1.3					
1993 8	50.7	58.7	-14.9	86.4	-2.5	76.0	91.0	2.2	83.5	-1.2					
1993 9	80.1	92.7	-15.8	86.4	-1.1	95.1	114.0	-2.6	83.4	0.4					
1993 10	76.3	89.6	-19.4	85.2	-2.1	91.1	110.3	-7.2	82.6	-0.1					
1993 11	74.0	86.9	-14.9	85.1	-1.2	96.3	116.7	3.9	82.5	-0.7					
1993 12	73.2	85.5	-2.5	85.6	-0.8	77.8	95.5	-5.2	81.5	-4.2					

NACE-CLIO R44 13: EISEN-
U. NE-ERZE U. -METALLE
(OHNE
SPALT-U.BRUTSTOFFE)

NACE-CLIO R44 13:
FERROUS AND
NON-FERROUS ORES
AND METALS, OTHER
THAN RADIOACTIVE IRON
ORE

NACE-CLIO R44 13:
MINERAI ET METAUX
FERREUX ET NON FERREUX
AUTRES QUE FERTILES ET
FISSILES

	Intra-EU Intra-EU Intra-UE					Extra-EU Extra-EU Extra-UE									
	VAL	VOL	VOL Δ%	UV	UV Δ%	VAL	VOL	VOL Δ%	UV	UV Δ%					
	Monatliche Indizes					Monthly Indices					Indices mensuels				
1990 1	105.2	102.1	8.6	103.0	-2.0	110.6	104.4	2.9	105.9	-1.3					
1990 2	99.7	98.8	0.3	100.9	-5.7	99.6	96.6	-4.3	103.1	-5.4					
1990 3	115.4	114.9	7.3	100.4	-6.7	108.4	106.4	-8.4	101.9	-7.8					
1990 4	102.7	102.9	0.3	99.8	-8.5	99.8	98.2	-12.0	101.6	-9.0					
1990 5	111.1	111.0	6.1	100.1	-8.8	108.0	108.3	-0.6	99.7	-11.1					
1990 6	103.9	104.6	-11.2	99.3	-8.8	97.9	97.5	-17.4	100.4	-10.5					
1990 7	96.6	95.3	-0.7	101.4	-6.3	97.5	97.4	-7.5	100.1	-10.8					
1990 8	76.3	75.9	-1.8	100.5	-7.3	91.9	91.9	-11.9	100.0	-9.7					
1990 9	98.6	98.7	-6.9	99.9	-8.4	91.9	92.9	-14.8	98.9	-12.3					
1990 10	111.9	112.3	4.9	99.6	-8.1	103.7	106.4	-7.2	97.5	-13.8					
1990 11	101.8	103.4	-0.6	98.5	-7.3	99.6	103.8	-4.7	96.0	-12.6					
1990 12	77.7	80.7	-4.4	96.3	-8.4	91.9	97.0	-10.4	94.7	-12.3					
1991 1	99.2	103.1	1.0	96.2	-6.6	96.5	102.1	-2.2	94.5	-10.8					
1991 2	96.0	101.3	2.5	94.8	-6.0	90.1	95.9	-0.7	94.0	-8.8					
1991 3	100.3	106.4	-7.4	94.3	-6.1	103.3	110.1	3.5	93.8	-7.9					
1991 4	99.9	106.1	3.1	94.2	-5.6	99.1	104.2	6.1	95.1	-6.4					
1991 5	99.2	105.2	-5.2	94.3	-5.8	100.4	103.0	-4.9	97.5	-2.2					
1991 6	98.6	105.5	0.9	93.5	-5.8	104.6	109.5	12.3	95.5	-4.9					
1991 7	96.5	103.2	8.3	93.5	-7.8	110.1	115.3	18.4	95.5	-4.6					
1991 8	65.2	70.1	-7.6	93.0	-7.5	98.9	102.9	12.0	96.1	-3.9					
1991 9	91.0	99.0	0.3	91.9	-8.0	90.4	95.7	3.0	94.5	-4.4					
1991 10	101.1	110.2	-1.9	91.7	-7.9	105.6	111.3	4.6	94.9	-2.7					
1991 11	88.0	97.2	-6.0	90.5	-8.1	98.1	106.2	2.3	92.4	-3.8					
1991 12	79.0	87.4	8.3	90.4	-6.1	95.7	103.9	7.1	92.1	-2.7					
1992 1	92.7	103.0	-0.1	90.0	-6.4	89.5	97.4	-4.6	91.9	-2.8					
1992 2	91.7	102.9	1.6	89.1	-6.0	88.6	96.7	0.8	91.6	-2.6					
1992 3	102.6	114.4	7.5	89.7	-4.9	95.7	103.0	-6.4	92.9	-1.0					
1992 4	94.4	105.8	-0.3	89.2	-5.3	95.2	103.9	-0.3	91.6	-3.7					
1992 5	89.8	100.3	-4.7	89.5	-5.1	86.8	95.9	-6.9	90.5	-7.2					
1992 6	96.0	108.0	2.4	88.9	-4.9	91.2	100.2	-8.5	91.0	-4.7					
1992 7	93.6	104.4	1.2	89.7	-4.1	93.8	104.8	-9.1	89.5	-6.3					
1992 8	60.9	68.6	-2.1	88.8	-4.5	80.3	89.4	-13.1	89.8	-6.6					
1992 9	93.5	105.6	6.7	88.5	-3.7	87.9	99.4	3.9	88.4	-6.5					
1992 10	94.7	107.7	-2.3	87.9	-4.1	102.1	115.4	3.7	88.5	-6.7					
1992 11	83.2	96.1	-1.1	86.6	-4.3	94.2	105.5	-0.7	89.3	-3.4					
1992 12	70.3	81.3	-7.0	86.5	-4.3	101.7	113.9	9.6	89.3	-3.0					
1993 1	74.5	88.0	-14.6	84.7	-5.9	74.5	83.1	-14.7	89.6	-2.5					
1993 2	81.2	96.5	-6.2	84.1	-5.6	92.3	102.3	5.8	90.2	-1.5					
1993 3	92.1	108.6	-5.1	84.8	-5.5	111.4	122.6	19.0	90.9	-2.2					
1993 4	79.5	93.4	-11.7	85.1	-4.6	103.3	115.9	11.5	89.1	-2.7					
1993 5	78.7	91.6	-8.7	85.9	-4.0	102.5	114.3	19.2	89.7	-0.9					
1993 6	86.2	101.2	-6.3	85.2	-4.2	114.6	127.3	27.0	90.0	-1.1					
1993 7	76.3	88.4	-15.3	86.3	-3.8	109.9	122.5	16.9	89.7	0.2					
1993 8	59.8	70.3	2.5	85.0	-4.3	96.5	104.9	17.3	92.0	2.4					
1993 9	80.8	94.8	-10.2	85.2	-3.7	110.6	119.4	20.1	92.6	4.8					
1993 10	79.4	92.6	-14.0	85.7	-2.5	122.8	135.5	17.4	90.6	2.4					
1993 11	77.9	91.1	-5.2	85.5	-1.3	114.4	124.6	18.1	91.8	2.8					
1993 12	69.2	80.2	-1.4	86.3	-0.2	123.8	135.6	19.1	91.3	2.2					

NACE-CLIO R44 15:
MINERALIEN U.
NICHTMETALHALTIGE
ERZEUG.

NACE-CLIO R44 15:
NON-METALLIC MINERAL
PRODUCTS

NACE-CLIO R44 15:
MINERAUX ET PRODUITS A
BASE DE MINERAUX NON
METALLIQUES

	Intra-EU Intra-EU Intra-UE					Extra-EU Extra-EU Extra-UE					
	VAL	VOL	VOL Δ%	UV	UV Δ%	VAL	VOL	VOL Δ%	UV	UV Δ%	
	Jährliche Indizes			Annual Indices			Indices annuels				
1980	44.4	75.5	0.3	58.8	13.5	56.0	84.4	9.9	66.3	15.1	
1981	45.2	69.8	-7.5	64.8	10.2	60.3	74.7	-11.5	80.7	21.7	
1982	48.2	69.5	-0.4	69.4	7.1	61.3	70.5	-5.6	87.0	7.8	
1983	51.7	71.4	2.7	72.4	4.3	65.1	72.7	3.1	89.6	3.0	
1984	57.8	75.8	6.2	76.2	5.2	76.4	78.1	7.4	97.8	9.2	
1985	60.8	75.7	-0.1	80.3	5.4	78.3	76.1	-2.6	102.9	5.2	
1986	65.8	78.2	3.3	84.1	4.7	72.0	76.6	0.7	94.0	-8.6	
1987	71.4	82.3	5.2	86.8	3.2	73.6	82.0	7.0	89.7	-4.6	
1988	81.0	88.8	7.9	91.2	5.1	88.4	93.1	13.5	95.0	5.9	
1989	92.2	96.1	8.2	95.9	5.2	101.1	97.8	5.0	103.4	8.8	
1990	100.0	100.0	4.1	100.0	4.3	100.0	100.0	2.2	100.0	-3.3	
1991	103.0	100.2	0.2	102.8	2.8	109.7	106.3	6.3	103.2	3.2	
1992	105.2	99.4	-0.8	105.8	2.9	111.5	107.8	1.4	103.4	0.2	
1993	86.6	79.9	-19.6	108.4	2.5	128.0	117.0	8.5	109.4	5.8	
	Vierteljährliche Indizes			Quarterly Indices			Indices trimestriels				
1989 1	87.1	91.7	10.2	95.0	5.0	92.6	91.7	7.9	101.0	11.5	
1989 2	98.9	103.8	11.0	95.3	4.8	105.2	101.6	10.0	103.5	10.8	
1989 3	87.9	91.3	7.9	96.3	5.6	101.1	96.5	1.0	104.8	7.3	
1989 4	95.7	98.7	6.0	97.0	5.3	105.9	101.8	2.7	104.0	6.6	
1990 1	96.8	97.4	6.2	99.4	4.6	100.1	98.2	7.1	101.9	0.9	
1990 2	105.7	105.6	1.7	100.1	5.0	102.1	100.7	-0.9	101.4	-2.0	
1990 3	93.6	93.6	2.5	100.0	3.8	98.0	99.0	2.6	99.0	-5.5	
1990 4	104.0	103.6	5.0	100.4	3.5	100.2	102.5	0.7	97.8	-6.0	
1991 1	99.3	97.1	-0.3	102.3	2.9	98.7	98.6	0.4	100.1	-1.8	
1991 2	108.5	106.1	0.5	102.3	2.2	114.1	110.1	9.3	103.6	2.2	
1991 3	97.3	94.5	1.0	103.0	3.0	114.1	108.3	9.4	105.4	6.5	
1991 4	106.0	102.3	-1.3	103.6	3.2	111.4	107.6	5.0	103.5	5.8	
1992 1	106.1	100.6	3.6	105.5	3.1	110.8	106.0	7.5	104.5	4.4	
1992 2	111.0	104.8	-1.2	105.9	3.5	115.1	110.5	0.4	104.2	0.6	
1992 3	99.2	94.3	-0.2	105.2	2.1	106.9	105.6	-2.5	101.2	-4.0	
1992 4	105.9	99.3	-2.9	106.6	2.9	115.0	110.7	2.9	103.9	0.4	
1993 1	83.4	76.6	-23.9	108.9	3.2	113.1	105.0	-0.9	107.7	3.1	
1993 2	87.7	80.8	-22.9	108.6	2.5	129.7	119.4	8.1	108.6	4.2	
1993 3	80.3	74.6	-20.9	107.7	2.4	131.8	119.3	13.0	110.5	9.2	
1993 4	90.7	83.7	-15.7	108.4	1.7	137.3	124.4	12.4	110.4	6.3	
	Monatliche Indizes			Monthly Indices			Indices mensuels				
1989 1	82.8	87.4	26.7	94.7	6.4	92.6	93.3	28.2	99.2	11.3	
1989 2	83.3	87.5	5.9	95.2	4.4	84.8	83.3	-0.8	101.8	12.9	
1989 3	95.4	100.2	2.2	95.2	4.6	100.6	98.6	0.5	102.0	10.9	
1989 4	93.9	98.5	12.7	95.3	4.5	97.8	95.8	11.7	102.1	9.3	
1989 5	97.0	102.1	9.9	95.0	4.9	104.8	101.1	11.3	103.7	10.9	
1989 6	105.9	110.9	10.6	95.5	4.9	113.0	107.9	7.4	104.7	12.1	
1989 7	89.8	93.2	7.0	96.4	5.6	96.0	91.6	-4.6	104.8	8.2	
1989 8	77.2	79.9	12.7	96.6	5.0	100.1	96.1	6.3	104.2	7.2	
1989 9	96.7	100.8	5.2	95.9	5.8	107.1	101.8	1.5	105.2	6.4	
1989 10	105.8	109.4	10.6	96.7	5.5	116.6	110.8	1.4	105.2	7.2	
1989 11	99.7	103.0	8.9	96.8	4.8	108.1	103.4	4.8	104.5	7.4	
1989 12	81.9	83.7	-2.3	97.8	6.1	92.9	91.2	2.1	101.9	4.8	

NACE-CLIO R44 15:
MINERALIEN U.
NICHTMETALHALTIGE
ERZEUG.

NACE-CLIO R44 15:
NON-METALLIC MINERAL
PRODUCTS

NACE-CLIO R44 15:
MINERAUX ET PRODUITS A
BASE DE MINERAUX NON
METALLIQUES

	Intra-EU Intra-EU Intra-UE					Extra-EU Extra-EU Extra-UE									
	VAL	VOL	VOL Δ%	UV	UV Δ%	VAL	VOL	VOL Δ%	UV	UV Δ%					
	Jährliche Indizes					Annual Indices					Indices annuels				
1980	48.4	84.4	-0.8	57.3	14.6	69.4	123.1	-1.9	56.4	18.7					
1981	50.2	80.0	-5.2	62.8	9.6	72.4	110.5	-10.2	65.5	16.1					
1982	52.2	76.6	-4.3	68.1	8.4	79.3	110.7	0.2	71.6	9.3					
1983	52.1	72.4	-5.5	72.0	5.7	73.3	96.9	-12.5	75.6	5.6					
1984	57.8	76.0	5.0	76.1	5.7	83.7	104.1	7.4	80.4	6.3					
1985	61.6	77.2	1.6	79.8	4.9	88.3	105.1	1.0	84.0	4.5					
1986	67.5	80.4	4.1	83.9	5.1	80.3	95.1	-9.5	84.4	0.5					
1987	72.7	83.8	4.2	86.7	3.3	78.8	92.3	-2.9	85.4	1.2					
1988	82.5	90.3	7.8	91.4	5.4	89.2	96.8	4.9	92.1	7.8					
1989	92.8	96.5	6.9	96.2	5.3	103.1	105.3	8.8	97.9	6.3					
1990	100.0	100.0	3.6	100.0	4.0	100.0	100.0	-5.0	100.0	2.1					
1991	102.5	100.0	0.0	102.5	2.5	100.8	97.3	-2.7	103.6	3.6					
1992	105.4	99.6	-0.4	105.8	3.2	101.5	96.5	-0.8	105.2	1.5					
1993	104.0	96.3	-3.3	108.0	2.1	110.6	105.5	9.3	104.8	-0.4					
	Vierteljährliche Indizes					Quarterly Indices					Indices trimestriels				
1989 1	88.4	93.0	9.3	95.0	5.3	91.7	95.0	12.7	96.5	8.4					
1989 2	99.0	103.4	7.0	95.7	5.3	111.0	114.1	17.8	97.3	5.5					
1989 3	86.9	90.3	4.9	96.2	5.1	105.3	106.8	13.5	98.6	6.4					
1989 4	96.5	98.9	5.5	97.6	4.8	111.6	112.6	8.6	99.1	5.7					
1990 1	98.1	99.3	6.8	98.8	4.0	99.9	100.4	5.7	99.5	3.1					
1990 2	105.9	106.1	2.6	99.8	4.3	106.8	106.9	-6.3	99.9	2.7					
1990 3	92.2	91.9	1.8	100.3	4.3	94.7	94.4	-11.6	100.3	1.7					
1990 4	103.8	102.7	3.8	101.1	3.6	102.8	102.5	-9.0	100.3	1.2					
1991 1	98.8	96.5	-2.8	102.4	3.6	89.7	88.2	-12.2	101.7	2.2					
1991 2	109.9	108.0	1.8	101.8	2.0	104.3	100.5	-6.0	103.8	3.9					
1991 3	96.1	93.9	2.2	102.3	2.0	100.0	95.6	1.3	104.6	4.3					
1991 4	104.2	100.9	-1.8	103.3	2.2	108.7	104.3	1.8	104.2	3.9					
1992 1	106.6	101.6	5.3	104.9	2.4	99.1	93.5	6.0	106.0	4.2					
1992 2	110.7	104.7	-3.1	105.7	3.8	108.2	101.4	0.9	106.7	2.8					
1992 3	100.6	95.1	1.3	105.8	3.4	101.0	96.2	0.6	105.0	0.4					
1992 4	105.2	98.6	-2.3	106.7	3.3	108.9	105.5	1.2	103.2	-1.0					
1993 1	103.4	94.4	-7.1	109.5	4.4	99.1	95.0	1.6	104.3	-1.6					
1993 2	107.6	100.0	-4.5	107.6	1.8	110.7	105.8	4.3	104.6	-2.0					
1993 3	97.1	90.6	-4.7	107.2	1.3	109.2	103.9	8.0	105.1	0.1					
1993 4	105.6	98.0	-0.6	107.8	1.0	123.9	117.7	11.6	105.3	2.0					
	Monatliche Indizes					Monthly Indices					Indices mensuels				
1989 1	81.3	86.1	15.0	94.4	6.1	86.4	90.8	25.1	95.2	9.3					
1989 2	87.5	92.0	10.2	95.1	5.1	89.0	91.5	10.0	97.3	9.6					
1989 3	96.3	100.8	3.8	95.5	5.1	99.6	102.7	5.8	97.0	7.1					
1989 4	96.4	101.2	12.7	95.3	4.5	106.0	109.6	23.6	96.7	4.4					
1989 5	95.5	100.1	2.2	95.4	5.9	108.2	111.1	12.1	97.4	6.7					
1989 6	105.1	109.1	7.0	96.3	5.6	118.8	121.5	18.1	97.8	5.6					
1989 7	91.7	94.9	4.9	96.6	5.6	108.4	109.4	8.0	99.1	7.4					
1989 8	72.9	75.9	5.4	96.1	5.6	101.5	102.6	17.9	98.9	5.9					
1989 9	96.3	100.2	4.4	96.1	4.7	106.0	108.5	15.4	97.7	5.5					
1989 10	106.6	110.2	10.4	96.7	5.0	117.2	117.7	11.7	99.6	6.2					
1989 11	101.7	103.9	7.8	97.9	4.7	111.3	112.4	9.6	99.0	5.1					
1989 12	81.4	82.7	-2.7	98.4	4.7	106.2	107.7	4.7	98.6	5.5					

NACE-CLIO R44 15:
MINERALIEN U.
NICHTMETALHALTIGE
ERZEUG.

NACE-CLIO R44 15:
NON-METALLIC MINERAL
PRODUCTS

NACE-CLIO R44 15:
MINERAUX ET PRODUITS A
BASE DE MINERAUX NON
METALLIQUES

	Intra-EU Intra-EU Intra-UE					Extra-EU Extra-EU Extra-UE									
	VAL	VOL	VOL Δ%	UV	UV Δ%	VAL	VOL	VOL Δ%	UV	UV Δ%					
	Monatliche Indizes					Monthly Indices					Indices mensuels				
1990 1	90.4	91.3	4.5	99.0	4.5	108.1	106.4	14.0	101.6	2.4					
1990 2	90.5	91.1	4.1	99.3	4.3	88.3	85.6	2.8	103.1	1.3					
1990 3	109.5	109.8	9.6	99.7	4.7	103.8	102.7	4.2	101.1	-0.9					
1990 4	104.9	104.9	6.5	100.0	4.9	96.5	94.6	-1.3	102.0	-0.1					
1990 5	106.3	106.5	4.3	99.8	5.1	105.6	104.0	2.9	101.5	-2.1					
1990 6	106.2	105.6	-4.8	100.6	5.3	104.3	103.4	-4.2	100.9	-3.6					
1990 7	104.2	104.2	11.8	100.0	3.7	104.2	103.8	13.3	100.4	-4.2					
1990 8	79.7	79.9	0.0	99.8	3.3	94.4	96.6	0.5	97.7	-6.2					
1990 9	96.8	96.7	-4.1	100.1	4.4	95.4	96.5	-5.2	98.9	-6.0					
1990 10	113.0	112.2	2.6	100.7	4.1	110.0	112.6	1.6	97.7	-7.1					
1990 11	110.5	110.1	6.9	100.4	3.7	103.9	106.1	2.6	97.9	-6.3					
1990 12	88.5	88.4	5.6	100.1	2.4	86.8	88.8	-2.6	97.7	-4.1					
1991 1	99.8	97.7	7.0	102.1	3.1	103.7	105.2	-1.1	98.6	-3.0					
1991 2	92.8	90.3	-0.9	102.8	3.5	92.0	90.9	6.2	101.2	-1.8					
1991 3	105.6	103.4	-5.8	102.1	2.4	100.4	99.8	-2.8	100.6	-0.5					
1991 4	111.7	109.2	4.1	102.3	2.3	114.3	110.9	17.2	103.1	1.1					
1991 5	109.8	107.5	0.9	102.1	2.3	118.0	114.2	9.8	103.3	1.8					
1991 6	104.1	101.6	-3.8	102.5	1.9	110.0	105.3	1.8	104.5	3.6					
1991 7	110.5	106.8	2.5	103.5	3.5	122.4	115.5	11.3	106.0	5.6					
1991 8	78.5	76.1	-4.8	103.2	3.4	101.9	96.8	0.2	105.3	7.8					
1991 9	102.9	100.7	4.1	102.2	2.1	118.1	112.7	16.8	104.8	6.0					
1991 10	117.9	114.0	1.6	103.4	2.7	129.7	124.8	10.8	103.9	6.3					
1991 11	107.0	103.6	-5.9	103.3	2.9	110.3	106.8	0.7	103.3	5.5					
1991 12	93.2	89.4	1.1	104.2	4.1	94.2	91.2	2.7	103.3	5.7					
1992 1	97.4	92.7	-5.1	105.1	2.9	109.7	104.9	-0.3	104.6	6.1					
1992 2	105.3	99.5	10.2	105.8	2.9	103.5	100.0	10.0	103.5	2.3					
1992 3	115.7	109.5	5.9	105.7	3.5	118.9	112.9	13.1	105.3	4.7					
1992 4	119.0	112.6	3.1	105.7	3.3	118.3	113.4	2.3	104.3	1.2					
1992 5	105.9	99.7	-7.3	106.2	4.0	112.3	107.7	-5.7	104.3	1.0					
1992 6	108.0	102.1	0.5	105.8	3.2	114.9	110.5	4.9	104.0	-0.5					
1992 7	114.9	109.2	2.2	105.2	1.6	114.9	112.4	-2.7	102.2	-3.6					
1992 8	75.8	71.9	-5.5	105.4	2.1	92.7	92.2	-4.8	100.5	-4.6					
1992 9	106.8	101.7	1.0	105.0	2.7	113.0	112.2	-0.4	100.7	-3.9					
1992 10	114.3	107.2	-6.0	106.6	3.1	120.4	118.5	-5.0	101.6	-2.2					
1992 11	105.2	98.7	-4.7	106.6	3.2	114.8	109.6	2.6	104.7	1.4					
1992 12	98.1	92.1	3.0	106.5	2.2	109.8	104.0	14.0	105.6	2.2					
1993 1	71.9	66.5	-28.3	108.1	2.9	100.0	94.2	-10.2	106.2	1.5					
1993 2	82.1	75.0	-24.6	109.5	3.5	111.2	103.3	3.3	107.6	4.0					
1993 3	96.2	88.3	-19.4	109.0	3.1	128.0	117.5	4.1	108.9	3.4					
1993 4	87.9	80.9	-28.2	108.7	2.8	135.1	123.4	8.8	109.5	5.0					
1993 5	85.6	78.9	-20.9	108.5	2.2	120.7	111.1	3.2	108.6	4.1					
1993 6	89.7	82.6	-19.1	108.6	2.6	133.3	123.7	11.9	107.8	3.7					
1993 7	84.5	78.3	-28.3	107.9	2.6	120.8	110.9	-1.3	108.9	6.6					
1993 8	67.8	63.0	-12.4	107.6	2.1	135.7	122.7	33.1	110.6	10.0					
1993 9	88.9	82.6	-18.8	107.6	2.5	139.3	124.4	10.9	112.0	11.2					
1993 10	91.4	84.2	-21.5	108.5	1.8	133.9	122.6	3.5	109.2	7.5					
1993 11	89.6	82.0	-16.9	109.3	2.5	132.6	120.5	9.9	110.0	5.1					
1993 12	91.5	85.0	-7.7	107.6	1.0	145.7	130.1	25.1	112.0	6.1					

NACE-CLIO R44 15:
MINERALIEN U.
NICHTMETALHALTIGE
ERZEUG.

NACE-CLIO R44 15:
NON-METALLIC MINERAL
PRODUCTS

NACE-CLIO R44 15:
MINERAUX ET PRODUITS A
BASE DE MINERAUX NON
METALLIQUES

	Intra-EU Intra-EU Intra-UE					Extra-EU Extra-EU Extra-UE					
	VAL	VOL	VOL Δ%	UV	UV Δ%	VAL	VOL	VOL Δ%	UV	UV Δ%	
	Monatliche Indizes			Monthly Indices			Indices mensuels				
1990 1	92.1	93.2	8.2	98.8	4.7	96.8	98.3	8.3	98.5	3.5	
1990 2	92.1	93.5	1.6	98.5	3.6	96.2	96.6	5.6	99.6	2.4	
1990 3	110.2	111.2	10.3	99.1	3.8	106.8	106.5	3.7	100.3	3.4	
1990 4	102.0	102.4	1.2	99.6	4.5	101.4	101.6	-7.3	99.8	3.2	
1990 5	107.0	107.6	7.5	99.4	4.2	109.5	109.9	-1.1	99.6	2.3	
1990 6	108.7	108.3	-0.7	100.4	4.3	109.3	109.0	-10.3	100.3	2.6	
1990 7	100.3	99.6	5.0	100.7	4.2	97.5	97.1	-11.2	100.4	1.3	
1990 8	78.6	78.4	3.3	100.2	4.3	93.1	92.8	-9.6	100.3	1.4	
1990 9	97.8	97.9	-2.3	99.9	4.0	93.6	93.3	-14.0	100.3	2.7	
1990 10	114.9	113.9	3.4	100.9	4.3	111.1	111.1	-5.6	100.0	0.4	
1990 11	110.9	109.8	5.7	101.0	3.2	103.6	103.4	-8.0	100.2	1.2	
1990 12	85.7	84.4	2.1	101.5	3.2	93.6	92.9	-13.7	100.7	2.1	
1991 1	98.8	97.1	4.2	101.7	2.9	87.9	87.1	-11.4	100.9	2.4	
1991 2	94.3	91.6	-2.0	102.9	4.5	87.0	85.0	-12.0	102.3	2.7	
1991 3	103.6	100.9	-9.3	102.7	3.6	94.6	92.7	-13.0	102.0	1.7	
1991 4	112.0	110.3	7.7	101.5	1.9	103.3	100.3	-1.3	103.0	3.2	
1991 5	108.1	106.1	-1.4	101.9	2.5	107.3	102.8	-6.5	104.4	4.8	
1991 6	110.1	107.8	-0.5	102.1	1.7	102.5	98.4	-9.7	104.2	3.9	
1991 7	106.2	103.1	3.5	103.0	2.3	114.4	108.4	11.6	105.5	5.1	
1991 8	77.8	76.2	-2.8	102.1	1.9	93.2	89.2	-3.9	104.5	4.2	
1991 9	104.1	102.3	4.5	101.8	1.9	92.6	89.3	-4.3	103.7	3.4	
1991 10	117.7	114.2	0.3	103.1	2.2	117.6	112.4	1.2	104.6	4.6	
1991 11	106.0	102.5	-6.6	103.4	2.4	108.6	104.5	1.1	103.9	3.7	
1991 12	89.1	86.0	1.9	103.6	2.1	99.9	96.1	3.4	104.0	3.3	
1992 1	99.2	95.5	-1.6	103.9	2.2	89.3	85.7	-1.6	104.2	3.3	
1992 2	104.0	98.6	7.6	105.5	2.5	95.7	89.9	5.8	106.4	4.0	
1992 3	116.6	110.7	9.7	105.3	2.5	112.7	105.0	13.3	107.3	5.2	
1992 4	113.8	107.9	-2.2	105.5	3.9	114.4	106.4	6.1	107.5	4.4	
1992 5	107.3	101.6	-4.2	105.6	3.6	100.3	93.9	-8.7	106.8	2.3	
1992 6	111.2	104.7	-2.9	106.2	4.0	109.8	103.7	5.4	105.9	1.6	
1992 7	115.3	108.3	5.0	106.5	3.4	114.5	108.0	-0.4	106.0	0.5	
1992 8	77.1	72.8	-4.5	105.9	3.7	88.3	83.1	-6.8	106.2	1.6	
1992 9	109.3	104.2	1.9	104.9	3.0	100.3	97.4	9.1	103.0	-0.7	
1992 10	119.6	112.6	-1.4	106.2	3.0	113.0	110.5	-1.7	102.3	-2.2	
1992 11	106.0	99.0	-3.4	107.1	3.6	104.1	100.1	-4.2	104.0	0.1	
1992 12	90.0	84.2	-2.1	106.9	3.2	109.4	106.0	10.3	103.2	-0.8	
1993 1	93.8	85.9	-10.1	109.2	5.1	85.9	81.9	-4.4	104.9	0.7	
1993 2	99.6	91.1	-7.6	109.3	3.6	96.7	92.4	2.8	104.7	-1.6	
1993 3	116.8	106.2	-4.1	110.0	4.5	114.5	110.6	5.3	103.5	-3.5	
1993 4	107.2	99.5	-7.8	107.7	2.1	108.4	103.9	-2.3	104.3	-3.0	
1993 5	102.3	94.9	-6.6	107.8	2.1	106.4	101.6	8.2	104.7	-2.0	
1993 6	113.5	105.6	0.9	107.5	1.2	117.4	112.0	8.0	104.8	-1.0	
1993 7	101.9	95.0	-12.3	107.3	0.8	116.9	110.1	1.9	106.2	0.2	
1993 8	79.4	74.1	1.8	107.1	1.1	97.0	92.9	11.8	104.4	-1.7	
1993 9	110.1	102.6	-1.5	107.3	2.3	113.8	108.9	11.8	104.5	1.5	
1993 10	110.8	103.1	-8.4	107.5	1.2	123.8	118.2	7.0	104.7	2.3	
1993 11	107.5	99.9	0.9	107.6	0.5	122.4	116.5	16.4	105.1	1.1	
1993 12	98.6	91.0	8.1	108.3	1.3	125.5	118.4	11.7	106.0	2.7	

NACE-CLIO R44 17:
CHEMISCHE ERZEUGNISSENACE-CLIO R44 17:
CHEMICAL PRODUCTSNACE-CLIO R44 17:
PRODUITS CHIMIQUES

	Intra-EU Intra-EU Intra-UE					Extra-EU Extra-EU Extra-UE									
	VAL	VOL	VOL Δ%	UV	UV Δ%	VAL	VOL	VOL Δ%	UV	UV Δ%					
	Jährliche Indizes					Annual Indices					Indices annuels				
1980	38.4	56.6	-4.9	67.8	13.4	35.2	51.8	-0.4	67.9	13.9					
1981	44.1	59.4	4.9	74.2	9.4	41.5	52.3	1.0	79.4	16.9					
1982	48.9	60.8	2.4	80.4	8.4	47.2	54.1	3.4	87.2	9.8					
1983	55.2	65.8	8.2	83.9	4.4	52.3	57.2	5.7	91.4	4.8					
1984	66.3	72.5	10.2	91.4	8.9	64.8	64.7	13.1	100.1	9.5					
1985	73.2	76.2	5.1	96.0	5.0	72.9	69.4	7.3	105.0	4.9					
1986	71.5	79.4	4.2	90.1	-6.1	69.2	73.9	6.5	93.6	-10.9					
1987	74.9	84.2	6.0	89.0	-1.2	70.6	79.1	7.0	89.3	-4.6					
1988	84.3	90.3	7.2	93.4	4.9	81.2	85.7	8.3	94.8	6.2					
1989	95.0	95.9	6.2	99.1	6.1	96.4	93.7	9.3	102.9	8.5					
1990	100.0	100.0	4.3	100.0	0.9	100.0	100.0	6.7	100.0	-2.8					
1991	103.1	101.2	1.2	101.9	1.9	105.0	101.6	1.6	103.3	3.3					
1992	106.5	104.7	3.5	101.7	-0.2	108.8	104.5	2.9	104.1	0.8					
1993	100.1	98.8	-5.6	101.3	-0.4	106.3	95.5	-8.6	111.3	6.9					
	Vierteljährliche Indizes					Quarterly Indices					Indices trimestriels				
1989 1	97.7	98.5	7.2	99.2	8.1	97.3	94.2	10.4	103.3	12.9					
1989 2	100.3	100.0	8.3	100.3	8.5	103.2	99.2	14.0	104.0	11.0					
1989 3	87.7	88.6	5.7	99.0	5.3	90.5	87.7	8.8	103.2	7.2					
1989 4	95.6	97.5	5.3	98.0	2.8	95.7	94.8	5.5	101.0	3.4					
1990 1	103.9	104.0	5.6	99.9	0.7	103.1	102.8	9.1	100.3	-2.9					
1990 2	101.9	101.8	1.8	100.1	-0.2	103.2	102.4	3.2	100.8	-3.1					
1990 3	91.0	91.7	3.5	99.2	0.2	92.2	93.2	6.3	98.9	-4.2					
1990 4	102.7	101.8	4.4	100.9	3.0	101.8	101.8	7.4	100.0	-1.0					
1991 1	109.0	105.7	1.6	103.1	3.2	110.0	108.6	5.6	101.3	1.0					
1991 2	106.0	103.6	1.8	102.3	2.2	110.5	105.5	3.0	104.7	3.9					
1991 3	95.9	94.4	2.9	101.6	2.4	97.3	92.4	-0.9	105.3	6.5					
1991 4	101.4	101.1	-0.7	100.3	-0.6	101.6	99.5	-2.3	102.1	2.1					
1992 1	113.5	111.4	5.4	101.9	-1.2	115.4	110.9	2.1	104.1	2.8					
1992 2	109.8	107.3	3.6	102.3	0.0	112.1	107.0	1.4	104.8	0.1					
1992 3	100.8	99.8	5.7	101.0	-0.6	101.6	98.7	6.8	102.9	-2.3					
1992 4	103.2	101.8	0.7	101.4	1.1	107.3	102.5	3.0	104.7	2.5					
1993 1	100.8	98.9	-11.2	101.9	0.0	106.5	95.7	-13.7	111.3	6.9					
1993 2	101.3	100.0	-6.8	101.3	-1.0	107.5	97.7	-8.7	110.0	5.0					
1993 3	92.4	91.5	-8.3	101.0	0.0	101.1	90.0	-8.8	112.3	9.1					
1993 4	101.6	100.6	-1.2	101.0	-0.4	110.2	98.8	-3.6	111.5	6.5					
	Monatliche Indizes					Monthly Indices					Indices mensuels				
1989 1	95.9	97.4	20.2	98.5	7.5	97.2	95.0	31.0	102.3	13.0					
1989 2	94.3	94.8	4.8	99.5	8.0	93.0	89.5	5.2	103.9	14.3					
1989 3	102.7	103.2	-1.1	99.5	8.5	101.7	97.9	-0.3	103.9	12.2					
1989 4	99.0	98.9	11.2	100.1	8.0	103.8	99.9	16.3	103.9	11.4					
1989 5	98.5	97.7	5.4	100.8	9.7	99.8	95.3	12.4	104.7	11.0					
1989 6	103.7	103.6	8.8	100.1	8.0	106.2	102.5	13.8	103.6	10.7					
1989 7	92.5	93.2	9.3	99.3	6.2	92.2	88.6	10.6	104.1	8.8					
1989 8	78.3	78.5	5.8	99.7	5.6	84.0	81.4	5.7	103.2	6.7					
1989 9	92.4	94.1	2.5	98.2	4.2	95.2	93.1	9.9	102.3	5.9					
1989 10	101.4	102.8	8.7	98.6	3.4	99.7	97.1	8.2	102.7	3.8					
1989 11	98.2	100.3	6.7	97.9	3.2	99.9	98.8	11.1	101.1	4.0					
1989 12	87.0	89.3	0.2	97.4	2.0	87.8	88.5	-2.9	99.2	2.3					

NACE-CLIO R44 17:
CHEMISCHE ERZEUGNISSENACE-CLIO R44 17:
CHEMICAL PRODUCTSNACE-CLIO R44 17:
PRODUITS CHIMIQUES

	Intra-EU Intra-EU Intra-UE					Extra-EU Extra-EU Extra-UE									
	VAL	VOL	VOL Δ%	UV	UV Δ%	VAL	VOL	VOL Δ%	UV	UV Δ%					
	Jährliche Indizes					Annual Indices					Indices annuels				
1980	43.4	63.2	-5.0	68.7	12.6	52.7	85.1	-0.4	61.9	13.4					
1981	48.9	65.0	2.8	75.3	9.6	61.6	88.5	4.0	69.6	12.4					
1982	53.7	66.1	1.7	81.2	7.8	64.1	84.9	-4.1	75.5	8.5					
1983	60.1	70.7	7.0	85.0	4.7	73.5	91.9	8.2	80.0	6.0					
1984	71.1	76.9	8.8	92.4	8.7	88.3	100.7	9.6	87.7	9.6					
1985	78.8	81.2	5.6	97.1	5.1	97.1	105.0	4.3	92.5	5.5					
1986	74.8	82.8	2.0	90.3	-7.0	86.2	98.2	-6.5	87.8	-5.1					
1987	78.9	88.3	6.6	89.4	-1.0	86.1	98.7	0.5	87.2	-0.7					
1988	88.5	94.3	6.8	93.9	5.0	95.1	102.4	3.7	92.9	6.5					
1989	97.3	97.6	3.5	99.7	6.2	102.8	102.3	-0.1	100.5	8.2					
1990	100.0	100.0	2.5	100.0	0.3	100.0	100.0	-2.2	100.0	-0.5					
1991	102.3	100.8	0.8	101.5	1.5	106.1	102.7	2.7	103.3	3.3					
1992	105.5	103.7	2.9	101.7	0.2	111.3	105.5	2.7	105.5	2.1					
1993	109.2	104.8	1.1	104.2	2.5	132.4	115.9	9.9	114.2	8.2					
	Vierteljährliche Indizes					Quarterly Indices					Indices trimestriels				
1989 1	100.7	100.9	5.4	99.8	8.0	101.1	101.1	3.7	100.0	11.0					
1989 2	101.6	100.8	5.1	100.8	8.5	109.8	108.9	6.0	100.8	10.3					
1989 3	90.7	90.5	2.6	100.2	5.8	102.6	100.7	1.5	101.9	7.4					
1989 4	96.4	98.4	1.4	98.0	2.6	105.4	106.2	2.3	99.2	4.4					
1990 1	104.6	104.6	3.7	100.0	0.2	105.2	104.3	3.2	100.9	0.9					
1990 2	101.6	101.8	1.0	99.8	-1.0	100.3	100.4	-7.8	99.9	-0.9					
1990 3	91.5	92.1	1.8	99.3	-0.9	95.5	95.8	-4.9	99.7	-2.2					
1990 4	102.2	101.3	2.9	100.9	3.0	98.9	99.4	-6.4	99.5	0.3					
1991 1	108.9	105.6	1.0	103.1	3.1	99.2	96.6	-7.4	102.7	1.8					
1991 2	103.8	102.2	0.4	101.6	1.8	105.9	102.7	2.3	103.1	3.2					
1991 3	95.8	94.0	2.1	101.9	2.6	105.8	99.7	4.1	106.1	6.4					
1991 4	101.1	101.7	0.4	99.4	-1.5	113.0	111.3	12.0	101.5	2.0					
1992 1	111.9	109.3	3.5	102.4	-0.7	114.2	107.0	10.8	106.7	3.9					
1992 2	109.0	105.8	3.5	103.0	1.4	113.7	107.0	4.2	106.3	3.1					
1992 3	100.6	99.9	6.3	100.7	-1.2	109.5	106.0	6.3	103.3	-2.6					
1992 4	100.9	100.4	-1.3	100.5	1.1	115.4	109.3	-1.8	105.6	4.0					
1993 1	110.1	104.9	-4.0	105.0	2.5	123.3	109.9	2.7	112.2	5.2					
1993 2	108.4	104.0	-1.7	104.2	1.2	132.5	116.4	8.8	113.8	7.1					
1993 3	101.1	97.2	-2.7	104.0	3.3	132.6	115.2	8.7	115.1	11.4					
1993 4	112.1	108.3	7.9	103.5	3.0	141.0	122.2	11.8	115.4	9.3					
	Monatliche Indizes					Monthly Indices					Indices mensuels				
1989 1	96.3	96.8	13.7	99.5	7.3	94.0	94.5	12.1	99.5	11.3					
1989 2	99.5	99.9	4.5	99.6	8.5	99.1	98.3	2.5	100.8	11.9					
1989 3	106.4	106.2	-0.2	100.2	8.2	110.3	110.5	-1.6	99.8	10.0					
1989 4	98.9	98.1	4.8	100.8	8.6	104.4	104.2	6.0	100.2	9.6					
1989 5	99.0	98.8	3.6	100.2	7.6	107.4	106.7	4.8	100.7	10.1					
1989 6	106.7	105.3	6.6	101.3	9.0	117.2	115.7	7.0	101.3	11.0					
1989 7	92.9	92.4	2.2	100.5	6.3	103.9	101.8	1.2	102.1	9.0					
1989 8	81.6	81.2	5.9	100.5	4.5	100.8	98.7	1.9	102.1	6.5					
1989 9	97.5	97.9	0.3	99.6	6.2	103.0	101.4	1.2	101.6	6.9					
1989 10	102.8	104.3	3.9	98.6	3.1	108.8	108.0	3.8	100.7	4.8					
1989 11	99.4	101.4	4.6	98.0	2.4	106.8	107.8	5.5	99.1	4.1					
1989 12	87.2	89.6	-4.5	97.3	2.1	100.7	102.9	-2.2	97.9	4.5					

NACE-CLIO R44 17:
CHEMISCHE ERZEUGNISSENACE-CLIO R44 17:
CHEMICAL PRODUCTSNACE-CLIO R44 17:
PRODUITS CHIMIQUES

	Intra-EU Intra-EU Intra-UE					Extra-EU Extra-EU Extra-UE					
	VAL	VOL	VOL Δ%	UV	UV Δ%	VAL	VOL	VOL Δ%	UV	UV Δ%	
	Monatliche Indizes			Monthly Indices			Indices mensuels				
1990 1	102.9	103.1	5.9	99.8	1.3	104.1	103.7	9.2	100.4	-1.9	
1990 2	98.2	98.1	3.5	100.1	0.6	96.5	96.5	7.8	100.0	-3.8	
1990 3	110.7	111.0	7.6	99.7	0.2	108.7	108.4	10.7	100.3	-3.5	
1990 4	100.5	100.2	1.3	100.3	0.2	102.7	101.3	1.4	101.4	-2.4	
1990 5	104.6	104.9	7.4	99.7	-1.1	106.8	107.0	12.3	99.8	-4.7	
1990 6	100.3	100.2	-3.3	100.1	0.0	100.1	98.9	-3.5	101.2	-2.3	
1990 7	97.4	98.5	5.7	98.9	-0.4	97.4	97.9	10.5	99.5	-4.4	
1990 8	78.4	79.1	0.8	99.1	-0.6	88.6	89.0	9.3	99.5	-3.6	
1990 9	96.9	97.5	3.6	99.4	1.2	90.8	92.8	-0.3	97.8	-4.4	
1990 10	111.7	111.0	8.0	100.6	2.0	108.0	108.4	11.6	99.6	-3.0	
1990 11	107.9	106.9	6.6	100.9	3.1	109.7	108.8	10.1	100.8	-0.3	
1990 12	88.7	87.6	-1.9	101.2	3.9	87.6	88.1	-0.5	99.4	0.2	
1991 1	114.4	110.2	6.9	103.8	4.0	118.2	115.3	11.2	102.5	2.1	
1991 2	105.2	102.3	4.3	102.8	2.7	105.9	105.2	9.0	100.7	0.7	
1991 3	107.2	104.5	-5.9	102.6	2.9	105.9	105.2	-3.0	100.7	0.4	
1991 4	107.5	104.8	4.6	102.6	2.3	115.0	109.9	8.5	104.6	3.2	
1991 5	105.1	102.8	-2.0	102.2	2.5	111.7	106.7	-0.3	104.7	4.9	
1991 6	105.4	103.1	2.9	102.2	2.1	104.8	99.9	1.0	104.9	3.7	
1991 7	106.3	105.2	6.8	101.0	2.1	103.9	99.0	1.1	104.9	5.4	
1991 8	79.1	77.6	-1.9	101.9	2.8	86.0	81.4	-8.5	105.6	6.1	
1991 9	102.1	100.2	2.8	101.9	2.5	102.0	96.8	4.3	105.4	7.8	
1991 10	111.3	110.5	-0.5	100.7	0.1	110.9	107.9	-0.5	102.8	3.2	
1991 11	103.0	102.8	-3.8	100.2	-0.7	103.2	100.6	-7.5	102.6	1.8	
1991 12	90.0	90.0	2.7	100.0	-1.2	90.7	90.2	2.4	100.6	1.2	
1992 1	109.9	107.7	-2.3	102.0	-1.7	113.5	108.7	-5.7	104.4	1.9	
1992 2	110.9	109.3	6.8	101.5	-1.3	110.2	106.4	1.1	103.6	2.9	
1992 3	119.9	117.3	12.2	102.2	-0.4	122.8	117.6	11.8	104.4	3.7	
1992 4	113.2	110.3	5.2	102.6	0.0	117.4	111.2	1.2	105.6	1.0	
1992 5	105.4	102.8	0.0	102.5	0.3	109.5	104.6	-2.0	104.7	0.0	
1992 6	110.8	108.8	5.5	101.8	-0.4	109.3	105.1	5.2	104.0	-0.9	
1992 7	112.2	110.3	4.8	101.7	0.7	113.6	109.7	10.8	103.6	-1.2	
1992 8	80.6	80.0	3.1	100.8	-1.1	85.5	83.1	2.1	102.9	-2.6	
1992 9	109.5	109.1	8.9	100.4	-1.5	105.7	103.3	6.7	102.3	-2.9	
1992 10	109.9	108.7	-1.6	101.1	0.4	107.8	103.7	-3.9	104.0	1.2	
1992 11	103.2	101.8	-1.0	101.4	1.2	109.0	104.2	3.6	104.6	1.9	
1992 12	96.3	94.8	5.3	101.6	1.6	105.1	99.7	10.5	105.4	4.8	
1993 1	89.1	87.7	-18.6	101.6	-0.4	98.3	88.9	-18.2	110.6	5.9	
1993 2	101.1	99.4	-9.1	101.7	0.2	102.7	91.7	-13.8	112.0	8.1	
1993 3	111.9	109.5	-6.6	102.2	0.0	118.6	106.5	-9.4	111.4	6.7	
1993 4	100.0	98.0	-11.2	102.0	-0.6	113.0	101.1	-9.1	111.8	5.9	
1993 5	98.0	97.1	-5.5	100.9	-1.6	100.8	91.8	-12.2	109.8	4.9	
1993 6	106.2	105.0	-3.5	101.1	-0.7	108.8	100.3	-4.6	108.5	4.3	
1993 7	94.2	93.2	-15.5	101.1	-0.6	104.3	91.7	-16.4	113.7	9.7	
1993 8	78.9	78.3	-2.1	100.8	0.0	90.4	79.6	-4.2	113.6	10.4	
1993 9	103.9	102.9	-5.7	101.0	0.6	108.6	98.6	-4.5	110.1	7.6	
1993 10	99.5	99.0	-8.9	100.5	-0.6	110.1	99.8	-3.8	110.3	6.1	
1993 11	102.0	100.3	-1.5	101.7	0.3	112.7	99.9	-4.1	112.8	7.8	
1993 12	103.5	102.7	8.3	100.8	-0.8	107.6	96.6	-3.1	111.4	5.7	

NACE-CLIO R44 17:
CHEMISCHE ERZEUGNISSENACE-CLIO R44 17:
CHEMICAL PRODUCTSNACE-CLIO R44 17:
PRODUITS CHIMIQUES

	Intra-EU Intra-EU Intra-UE					Extra-EU Extra-EU Extra-UE									
	VAL	VOL	VOL Δ%	UV	UV Δ%	VAL	VOL	VOL Δ%	UV	UV Δ%					
	Monatliche Indizes					Monthly Indices					Indices mensuels				
1990 1	103.8	103.1	6.5	100.7	1.2	103.8	102.5	8.5	101.3	1.8					
1990 2	98.7	99.0	-0.9	99.7	0.1	99.2	98.4	0.1	100.8	0.0					
1990 3	111.4	111.8	5.3	99.6	-0.6	112.7	112.0	1.4	100.6	0.8					
1990 4	98.6	99.4	1.3	99.2	-1.6	97.7	98.3	-5.7	99.4	-0.8					
1990 5	102.8	102.6	3.8	100.2	0.0	103.2	102.9	-3.6	100.3	-0.4					
1990 6	103.3	103.5	-1.7	99.8	-1.5	100.0	100.0	-13.6	100.0	-1.3					
1990 7	98.1	99.6	7.8	98.5	-2.0	102.0	101.7	-0.1	100.3	-1.8					
1990 8	80.2	80.9	-0.4	99.1	-1.4	94.8	94.8	-4.0	100.0	-2.1					
1990 9	96.1	95.8	-2.1	100.3	0.7	89.6	90.9	-10.4	98.6	-3.0					
1990 10	113.8	113.5	8.8	100.3	1.7	104.1	104.4	-3.3	99.7	-1.0					
1990 11	104.8	103.3	1.9	101.5	3.6	100.9	101.2	-6.1	99.7	0.6					
1990 12	88.1	87.2	-2.7	101.0	3.8	91.6	92.6	-10.0	98.9	1.0					
1991 1	112.3	108.2	4.9	103.8	3.1	99.6	96.7	-5.7	103.0	1.7					
1991 2	104.2	101.7	2.7	102.5	2.8	96.4	95.0	-3.5	101.5	0.7					
1991 3	110.2	106.9	-4.4	103.1	3.5	101.7	98.2	-12.3	103.6	3.0					
1991 4	105.5	103.6	4.2	101.8	2.6	107.2	103.9	5.7	103.2	3.8					
1991 5	102.8	101.2	-1.4	101.6	1.4	106.9	104.0	1.1	102.8	2.5					
1991 6	103.2	101.7	-1.7	101.5	1.7	103.8	100.3	0.3	103.5	3.5					
1991 7	104.7	102.5	2.9	102.1	3.7	115.3	107.5	5.7	107.3	7.0					
1991 8	81.9	80.3	-0.7	102.0	2.9	100.6	95.1	0.3	105.8	5.8					
1991 9	100.8	99.2	3.5	101.6	1.3	101.1	96.4	6.1	104.9	6.4					
1991 10	112.3	112.5	-0.9	99.8	-0.5	120.0	117.0	12.1	102.6	2.9					
1991 11	101.7	102.6	-0.7	99.1	-2.4	110.8	109.9	8.6	100.8	1.1					
1991 12	89.4	90.0	3.2	99.3	-1.7	107.9	106.9	15.4	100.9	2.0					
1992 1	108.5	106.0	-2.0	102.4	-1.3	110.5	103.6	7.1	106.7	3.6					
1992 2	109.6	107.7	5.9	101.8	-0.7	109.5	103.5	8.9	105.8	4.2					
1992 3	117.7	114.2	6.8	103.1	0.0	122.6	113.9	16.0	107.6	3.9					
1992 4	113.3	109.0	5.2	103.9	2.1	118.4	111.2	7.0	106.5	3.2					
1992 5	103.2	100.3	-0.9	102.9	1.3	108.9	102.1	-1.8	106.7	3.8					
1992 6	110.5	108.1	6.3	102.2	0.7	113.8	107.7	7.4	105.7	2.1					
1992 7	109.4	108.9	6.2	100.5	-1.6	121.7	118.3	10.0	102.9	-4.1					
1992 8	83.2	82.3	2.5	101.1	-0.9	98.7	95.3	0.2	103.6	-2.1					
1992 9	109.1	108.4	9.3	100.6	-1.0	108.2	104.5	8.4	103.5	-1.3					
1992 10	112.1	112.0	-0.4	100.1	0.3	119.2	114.9	-1.8	103.7	1.1					
1992 11	99.9	99.3	-3.2	100.6	1.5	107.6	101.7	-7.5	105.8	5.0					
1992 12	90.7	89.9	-0.1	100.9	1.6	119.8	111.5	4.3	107.4	6.4					
1993 1	106.0	100.5	-5.2	105.5	3.0	108.9	97.8	-5.6	111.3	4.3					
1993 2	106.6	103.3	-4.1	103.2	1.4	121.5	109.0	5.3	111.5	5.4					
1993 3	117.8	110.8	-3.0	106.3	3.1	139.6	122.9	7.9	113.6	5.6					
1993 4	106.1	102.5	-6.0	103.5	-0.4	133.3	116.7	4.9	114.2	7.2					
1993 5	106.3	100.7	0.4	105.6	2.6	123.7	106.4	4.2	116.3	9.0					
1993 6	112.5	108.7	0.6	103.5	1.3	140.3	126.1	17.1	111.3	5.3					
1993 7	102.7	98.7	-9.4	104.1	3.6	134.9	117.8	-0.4	114.5	11.3					
1993 8	87.1	83.3	1.2	104.6	3.5	127.3	109.4	14.8	116.4	12.4					
1993 9	113.3	109.5	1.0	103.5	2.9	135.3	118.3	13.2	114.4	10.5					
1993 10	114.0	112.5	0.4	101.3	1.2	138.2	119.1	3.7	116.0	11.9					
1993 11	112.9	108.0	8.8	104.5	3.9	137.0	118.0	16.0	116.1	9.7					
1993 12	109.3	104.2	15.9	104.9	4.0	148.1	129.7	16.3	114.2	6.3					

NACE-CLIO R44 19:
METALLEREUG. (OHNE
MASCHINEN U. FAHRZEUGE)

NACE-CLIO R44 19:
METAL PRODUCTS
EXCEPT MACHINERY AND
TRANSPORT EQUIPMENT

NACE-CLIO R44 19:
PRODUITS EN METAL A
L'EXCLUSION DES
MACHINES ET DU MATERIEL
DE TRANSPORT

	Intra-EU Intra-EU Intra-UE					Extra-EU Extra-EU Extra-UE									
	VAL	VOL	VOL Δ%	UV	UV Δ%	VAL	VOL	VOL Δ%	UV	UV Δ%					
	Jährliche Indizes					Annual Indices					Indices annuels				
1980	38.8	67.6	4.2	57.4	10.2	39.6	72.2	14.8	54.8	8.1					
1981	39.3	63.1	-6.7	62.3	8.5	41.7	64.9	-10.1	64.3	17.3					
1982	42.5	61.9	-1.9	68.7	10.3	45.0	63.5	-2.2	70.9	10.3					
1983	45.0	61.7	-0.3	72.9	6.1	47.6	62.2	-2.0	76.5	7.9					
1984	50.2	65.6	6.3	76.6	5.1	54.7	65.6	5.5	83.4	9.0					
1985	56.2	68.8	4.9	81.7	6.7	58.6	65.3	-0.5	89.7	7.6					
1986	61.3	71.4	3.8	85.9	5.1	61.1	68.9	5.5	88.7	-1.1					
1987	65.7	74.7	4.6	88.0	2.4	67.0	76.1	10.4	88.1	-0.7					
1988	76.5	84.7	13.4	90.3	2.6	79.2	86.1	13.1	92.0	4.4					
1989	89.2	92.6	9.3	96.3	6.6	93.7	93.6	8.7	100.1	8.8					
1990	100.0	100.0	8.0	100.0	3.8	100.0	100.0	6.8	100.0	-0.1					
1991	108.6	105.2	5.2	103.2	3.2	117.3	112.1	12.1	104.6	4.6					
1992	111.4	105.0	-0.2	106.1	2.8	123.5	116.1	3.6	106.4	1.7					
1993	85.1	78.9	-24.9	107.9	1.7	129.6	115.7	-0.3	112.0	5.3					
	Vierteljährliche Indizes					Quarterly Indices					Indices trimestriels				
1989 1	83.1	88.4	7.4	94.0	6.0	85.6	88.3	9.1	96.9	7.9					
1989 2	92.7	96.4	9.2	96.2	7.0	95.7	96.7	6.5	99.0	10.1					
1989 3	81.0	83.6	5.8	96.9	7.2	90.2	88.3	2.8	102.1	8.6					
1989 4	96.3	98.5	6.1	97.8	6.4	95.4	93.3	-0.4	102.3	8.9					
1990 1	96.7	97.2	10.0	99.5	5.9	98.2	97.1	10.0	101.1	4.3					
1990 2	103.5	103.7	7.6	99.8	3.7	102.2	102.6	6.1	99.6	0.6					
1990 3	93.7	93.5	11.8	100.2	3.4	96.0	96.3	9.1	99.7	-2.4					
1990 4	106.1	105.6	7.2	100.5	2.8	103.8	104.2	11.7	99.6	-2.6					
1991 1	104.8	102.6	5.6	102.1	2.6	109.4	107.8	11.0	101.5	0.4					
1991 2	110.9	108.2	4.3	102.5	2.7	119.4	115.0	12.1	103.8	4.2					
1991 3	103.5	99.9	6.8	103.6	3.4	117.7	110.3	14.5	106.7	7.0					
1991 4	114.5	109.4	3.6	104.7	4.2	122.0	115.0	10.4	106.1	6.5					
1992 1	114.5	108.7	5.9	105.3	3.1	123.5	115.6	7.2	106.8	5.2					
1992 2	115.0	108.6	0.4	105.9	3.3	125.7	118.5	3.0	106.1	2.2					
1992 3	105.1	98.8	-1.1	106.4	2.7	119.8	113.8	3.2	105.3	-1.3					
1992 4	113.4	106.1	-3.0	106.9	2.1	127.8	118.9	3.4	107.5	1.3					
1993 1	84.3	79.2	-27.1	106.5	1.1	122.4	109.8	-5.0	111.5	4.4					
1993 2	84.2	77.9	-28.3	108.1	2.1	133.0	120.0	1.3	110.8	4.4					
1993 3	78.2	71.9	-27.2	108.7	2.2	127.4	113.0	-0.7	112.7	7.0					
1993 4	91.3	84.4	-20.5	108.2	1.2	136.0	120.1	1.0	113.2	5.3					
	Monatliche Indizes					Monthly Indices					Indices mensuels				
1989 1	77.4	83.0	22.2	93.3	6.6	81.8	85.4	24.1	95.8	7.8					
1989 2	81.1	86.1	3.5	94.2	5.7	83.0	84.9	6.8	97.8	8.7					
1989 3	90.8	96.1	0.2	94.5	5.8	92.0	94.7	0.2	97.2	7.6					
1989 4	89.3	92.3	10.8	96.7	7.7	93.3	94.9	11.3	98.3	9.7					
1989 5	89.3	92.9	6.3	96.1	5.8	90.7	92.4	2.6	98.2	8.3					
1989 6	99.6	104.0	10.6	95.8	7.3	103.1	102.7	6.0	100.4	12.1					
1989 7	88.9	91.1	8.8	97.6	7.7	89.3	87.5	1.2	102.0	9.4					
1989 8	68.1	70.4	8.3	96.8	7.1	84.7	83.3	4.8	101.7	8.4					
1989 9	86.2	89.4	1.1	96.4	7.0	96.6	94.2	2.7	102.5	8.0					
1989 10	102.5	105.3	8.4	97.3	6.9	103.1	100.4	3.2	102.7	8.7					
1989 11	100.8	103.0	9.2	97.9	6.5	99.3	97.4	5.0	101.9	7.4					
1989 12	85.9	87.3	0.5	98.4	5.9	83.9	82.2	-9.7	102.1	10.6					

NACE-CLIO R44 19:
METALLEREUG. (OHNE
MASCHINEN U. FAHRZEUGE)

NACE-CLIO R44 19:
METAL PRODUCTS
EXCEPT MACHINERY AND
TRANSPORT EQUIPMENT

NACE-CLIO R44 19:
PRODUITS EN METAL A
L'EXCLUSION DES
MACHINES ET DU MATERIEL
DE TRANSPORT

	Intra-EU Intra-EU Intra-UE					Extra-EU Extra-EU Extra-UE									
	VAL	VOL	VOL Δ%	UV	UV Δ%	VAL	VOL	VOL Δ%	UV	UV Δ%					
	Jährliche Indizes					Annual Indices					Indices annuels				
1980	40.8	68.6	1.8	59.5	11.2	70.3	119.7	1.8	58.7	11.4					
1981	41.0	64.1	-6.6	63.9	7.4	89.2	137.4	14.8	64.9	10.6					
1982	45.9	65.6	2.3	69.9	9.4	97.7	133.1	-3.1	73.4	13.1					
1983	47.0	63.7	-2.9	73.8	5.6	96.1	123.0	-7.6	78.1	6.4					
1984	51.9	67.1	5.3	77.4	4.9	100.3	120.9	-1.7	83.0	6.3					
1985	58.4	71.0	5.8	82.3	6.3	104.0	118.6	-1.9	87.7	5.7					
1986	64.3	74.2	4.5	86.6	5.2	92.3	103.8	-12.5	88.9	1.4					
1987	67.7	76.7	3.4	88.3	2.0	87.3	97.3	-6.3	89.7	0.9					
1988	77.8	85.2	11.1	91.3	3.4	86.2	92.3	-5.1	93.4	4.1					
1989	90.6	93.3	9.5	97.1	6.4	98.4	99.0	7.3	99.4	6.4					
1990	100.0	100.0	7.2	100.0	3.0	100.0	100.0	1.0	100.0	0.6					
1991	108.8	105.8	5.8	102.8	2.8	102.9	99.1	-0.9	103.8	3.8					
1992	113.3	107.4	1.5	105.5	2.6	105.0	98.0	-1.1	107.1	3.2					
1993	98.9	88.5	-17.6	111.8	6.0	114.7	103.6	5.7	110.7	3.4					
	Vierteljährliche Indizes					Quarterly Indices					Indices trimestriels				
1989 1	83.5	87.7	6.2	95.2	5.9	88.9	91.6	8.0	97.1	6.5					
1989 2	93.7	97.3	6.5	96.3	6.4	102.8	104.2	7.9	98.7	6.4					
1989 3	82.2	84.1	4.5	97.7	6.8	94.0	93.1	2.8	101.0	6.9					
1989 4	94.8	95.6	1.3	99.2	6.4	105.5	104.7	2.3	100.8	6.4					
1990 1	97.1	97.8	11.5	99.3	4.3	97.9	98.5	7.5	99.4	2.4					
1990 2	103.5	104.1	7.0	99.4	3.2	104.6	104.7	0.5	99.9	1.2					
1990 3	94.0	93.8	11.5	100.2	2.6	94.7	94.1	1.1	100.6	-0.4					
1990 4	105.6	104.3	9.1	101.2	2.0	102.5	102.4	-2.2	100.1	-0.7					
1991 1	106.4	104.4	6.7	101.9	2.6	95.5	94.4	-4.2	101.2	1.8					
1991 2	112.8	110.4	6.1	102.2	2.8	102.3	98.6	-5.8	103.8	3.9					
1991 3	102.7	99.9	6.5	102.8	2.6	103.2	98.1	4.3	105.2	4.6					
1991 4	113.2	108.4	3.9	104.4	3.2	109.7	104.6	2.1	104.9	4.8					
1992 1	115.1	109.7	5.1	104.9	2.9	101.4	95.4	1.1	106.3	5.0					
1992 2	118.0	112.3	1.7	105.1	2.8	108.1	99.8	1.2	108.3	4.3					
1992 3	108.7	102.8	2.9	105.7	2.8	105.9	100.1	2.0	105.8	0.6					
1992 4	113.5	106.7	-1.6	106.4	1.9	115.3	107.0	2.3	107.8	2.8					
1993 1	96.6	87.3	-20.4	110.6	5.4	104.4	94.6	-0.8	110.4	3.9					
1993 2	102.1	91.1	-18.9	112.1	6.7	114.4	103.2	3.4	110.9	2.4					
1993 3	90.8	81.2	-21.0	111.8	5.8	110.8	99.8	-0.3	111.0	4.9					
1993 4	103.0	91.3	-14.4	112.8	6.0	128.2	116.2	8.6	110.3	2.3					
	Monatliche Indizes					Monthly Indices					Indices mensuels				
1989 1	77.2	81.5	12.6	94.7	7.7	81.9	84.9	19.2	96.5	8.9					
1989 2	81.3	85.3	4.8	95.3	5.7	86.1	89.2	8.0	96.5	7.5					
1989 3	92.1	96.3	2.4	95.6	4.9	98.7	100.6	0.0	98.1	4.1					
1989 4	88.5	92.3	3.4	95.9	6.7	102.8	104.3	13.7	98.6	6.4					
1989 5	89.5	92.9	3.0	96.3	5.6	97.2	98.9	2.5	98.3	6.0					
1989 6	103.1	106.7	12.6	96.6	7.0	108.7	109.5	7.9	99.3	6.8					
1989 7	90.6	92.1	3.6	98.4	6.7	100.3	99.3	-1.0	101.0	7.7					
1989 8	64.7	66.3	5.1	97.6	6.3	88.4	87.9	7.9	100.6	6.3					
1989 9	91.3	94.0	5.1	97.1	7.3	93.2	91.9	2.1	101.4	6.4					
1989 10	102.9	104.1	4.2	98.8	6.7	109.5	108.1	5.5	101.3	5.9					
1989 11	97.5	98.8	3.3	98.7	6.5	104.8	103.7	3.5	101.1	7.2					
1989 12	84.1	84.0	-4.3	100.1	6.0	102.4	102.4	-1.8	100.0	6.2					

NACE-CLIO R44 19:
METALLEREUG. (OHNE
MASCHINEN U. FAHRZEUGE)

NACE-CLIO R44 19:
METAL PRODUCTS
EXCEPT MACHINERY AND
TRANSPORT EQUIPMENT

NACE-CLIO R44 19:
PRODUITS EN METAL A
L'EXCLUSION DES
MACHINES ET DU MATERIEL
DE TRANSPORT

	Intra-EU Intra-EU Intra-UE					Extra-EU Extra-EU Extra-UE									
	VAL	VOL	VOL Δ%	UV	UV Δ%	VAL	VOL	VOL Δ%	UV	UV Δ%					
	Monatliche Indizes					Monthly Indices					Indices mensuels				
1990 1	88.3	89.5	7.8	98.7	5.8	97.0	96.4	12.9	100.6	5.0					
1990 2	93.3	93.4	8.5	99.9	6.1	93.1	91.8	8.1	101.4	3.7					
1990 3	108.4	108.7	13.1	99.7	5.5	104.2	103.0	8.8	101.2	4.1					
1990 4	100.0	100.1	8.5	99.9	3.3	98.2	99.0	4.3	99.2	0.9					
1990 5	104.9	105.3	13.3	99.6	3.6	106.6	106.8	15.6	99.8	1.6					
1990 6	105.4	105.6	1.5	99.8	4.2	102.0	102.1	-0.6	99.9	-0.5					
1990 7	105.4	104.6	14.8	100.8	3.3	98.3	96.8	10.6	101.6	-0.4					
1990 8	78.1	77.6	10.2	100.6	3.9	91.1	92.0	10.4	99.0	-2.7					
1990 9	97.9	98.4	10.1	99.5	3.2	98.7	100.1	6.3	98.6	-3.8					
1990 10	114.8	114.8	9.0	100.0	2.8	112.8	113.5	13.0	99.4	-3.2					
1990 11	111.0	110.8	7.6	100.2	2.3	111.2	111.5	14.5	99.7	-2.2					
1990 12	92.6	91.2	4.5	101.5	3.2	87.3	87.5	6.4	99.8	-2.3					
1991 1	102.3	100.5	12.3	101.8	3.1	114.2	112.2	16.4	101.8	1.2					
1991 2	102.8	100.1	7.2	102.7	2.8	104.5	104.5	13.8	100.0	-1.4					
1991 3	109.1	107.0	-1.6	102.0	2.3	109.6	106.8	3.7	102.6	1.4					
1991 4	111.1	108.9	8.8	102.0	2.1	121.7	117.4	18.6	103.7	4.5					
1991 5	109.7	106.7	1.3	102.8	3.2	119.9	115.8	8.4	103.5	3.7					
1991 6	111.7	108.9	3.1	102.6	2.8	116.8	112.0	9.7	104.3	4.4					
1991 7	119.9	115.7	10.6	103.6	2.8	123.8	116.6	20.5	106.2	4.5					
1991 8	81.6	78.5	1.2	103.9	3.3	103.6	97.5	6.0	106.3	7.4					
1991 9	108.9	105.4	7.1	103.3	3.8	125.7	116.8	16.7	107.6	9.1					
1991 10	125.3	120.9	5.3	103.6	3.6	135.5	127.7	12.5	106.1	6.7					
1991 11	114.7	110.0	-0.7	104.3	4.1	124.7	118.0	5.8	105.7	6.0					
1991 12	103.5	97.3	6.7	106.4	4.8	105.9	99.3	13.5	106.6	6.8					
1992 1	104.5	99.7	-0.8	104.8	2.9	118.3	110.9	-1.2	106.7	4.8					
1992 2	113.7	107.9	7.8	105.4	2.6	121.4	113.5	8.6	107.0	7.0					
1992 3	125.1	118.5	10.7	105.6	3.5	130.7	122.4	14.6	106.8	4.1					
1992 4	121.3	114.5	5.1	105.9	3.8	127.8	120.0	2.2	106.5	2.7					
1992 5	109.3	103.4	-3.1	105.7	2.8	125.7	118.5	2.3	106.1	2.5					
1992 6	114.6	108.0	-0.8	106.1	3.4	123.7	117.0	4.5	105.7	1.3					
1992 7	123.2	116.0	0.3	106.2	2.5	129.7	123.4	5.8	105.1	-1.0					
1992 8	80.7	75.5	-3.8	106.9	2.9	101.4	96.2	-1.3	105.4	-0.8					
1992 9	111.6	104.9	-0.5	106.4	3.0	128.4	121.9	4.4	105.3	-2.1					
1992 10	122.3	114.9	-5.0	106.4	2.7	133.1	124.7	-2.3	106.7	0.6					
1992 11	111.9	105.1	-4.5	106.5	2.1	130.0	120.8	2.4	107.6	1.8					
1992 12	106.2	98.2	0.9	108.1	1.6	120.4	111.2	12.0	108.3	1.6					
1993 1	75.9	72.0	-27.8	105.4	0.6	110.6	100.7	-9.2	109.8	2.9					
1993 2	84.4	79.5	-26.3	106.2	0.8	123.6	110.3	-2.8	112.1	4.8					
1993 3	92.8	86.1	-27.3	107.8	2.1	133.1	118.5	-3.2	112.3	5.1					
1993 4	83.0	76.6	-33.1	108.4	2.4	134.0	120.8	0.7	110.9	4.1					
1993 5	82.8	76.6	-25.9	108.1	2.3	127.3	114.4	-3.5	111.3	4.9					
1993 6	86.9	80.5	-25.5	108.0	1.8	137.4	124.7	6.6	110.2	4.3					
1993 7	82.5	75.8	-34.7	108.9	2.5	129.7	115.3	-6.6	112.5	7.0					
1993 8	64.6	58.9	-22.0	109.6	2.5	116.5	103.2	7.3	112.9	7.1					
1993 9	87.6	81.1	-22.7	108.0	1.5	135.8	120.6	-1.1	112.6	6.9					
1993 10	91.8	84.6	-26.4	108.5	2.0	136.5	120.3	-3.5	113.5	6.4					
1993 11	93.8	86.4	-17.8	108.6	2.0	143.9	128.1	6.0	112.3	4.4					
1993 12	88.6	82.3	-16.2	107.6	-0.5	127.5	112.0	0.7	113.8	5.1					

EU Ausfuhr
NACE-CLIO R44 19:
METALLEREUG. (OHNE
MASCHINEN U. FAHRZEUGE)

EU Exports
NACE-CLIO R44 19:
METAL PRODUCTS
EXCEPT MACHINERY AND
TRANSPORT EQUIPMENT

Exportations UE
NACE-CLIO R44 19:
PRODUITS EN METAL A
L'EXCLUSION DES
MACHINES ET DU MATERIEL
DE TRANSPORT

1990=100

	Intra-EU Intra-EU Intra-UE					Extra-EU Extra-EU Extra-UE					
	VAL	VOL	VOL Δ%	UV	UV Δ%	VAL	VOL	VOL Δ%	UV	UV Δ%	
	Monatliche Indizes			Monthly indices			Indices mensuels				
1990 1	91.6	93.0	14.1	98.5	4.0	94.5	95.8	12.8	98.6	2.2	
1990 2	91.7	92.0	7.9	99.7	4.6	93.9	94.5	5.9	99.4	3.0	
1990 3	108.2	108.6	12.8	99.6	4.2	105.3	105.1	4.5	100.2	2.1	
1990 4	98.7	99.5	7.8	99.2	3.4	96.5	97.3	-6.7	99.2	0.6	
1990 5	104.9	105.6	13.7	99.3	3.1	112.5	111.5	12.7	100.9	2.6	
1990 6	106.7	107.1	0.4	99.6	3.1	104.7	105.3	-3.8	99.4	0.1	
1990 7	106.0	105.3	14.3	100.7	2.3	106.0	104.2	4.9	101.7	0.7	
1990 8	76.9	76.5	15.4	100.5	3.0	86.3	86.6	-1.5	99.6	-1.0	
1990 9	98.9	99.6	6.0	99.3	2.3	91.9	91.6	-0.3	100.3	-1.1	
1990 10	117.4	117.4	12.8	100.0	1.2	109.7	109.3	1.1	100.4	-0.9	
1990 11	111.0	109.9	11.2	101.0	2.3	104.1	104.0	0.3	100.1	-1.0	
1990 12	88.3	85.7	2.0	103.0	2.9	93.8	93.9	-8.3	99.9	-0.1	
1991 1	104.7	103.3	11.1	101.4	2.9	88.6	88.1	-8.0	100.6	2.0	
1991 2	102.8	100.8	9.6	102.0	2.3	90.8	90.1	-4.7	100.8	1.4	
1991 3	111.4	109.0	0.4	102.2	2.6	106.9	104.8	-0.3	102.0	1.8	
1991 4	113.4	110.7	11.3	102.4	3.2	97.0	94.9	-2.5	102.2	3.0	
1991 5	108.3	105.7	0.1	102.5	3.2	102.7	97.8	-12.3	105.0	4.1	
1991 6	117.0	114.8	7.2	101.9	2.3	107.5	103.3	-1.9	104.1	4.7	
1991 7	118.1	114.4	8.6	103.2	2.5	124.0	115.7	11.0	107.2	5.4	
1991 8	81.4	78.8	3.0	103.3	2.8	92.7	89.2	3.0	103.9	4.3	
1991 9	108.5	106.4	6.8	102.0	2.7	92.9	89.4	-2.4	103.9	3.6	
1991 10	125.5	121.0	3.1	103.7	3.7	119.5	114.2	4.5	104.6	4.2	
1991 11	113.3	108.6	-1.2	104.3	3.3	104.0	99.5	-4.3	104.5	4.4	
1991 12	100.9	95.8	11.8	105.3	2.2	105.9	100.2	6.7	105.7	5.8	
1992 1	107.1	102.5	-0.8	104.5	3.1	95.3	90.1	2.3	105.8	5.2	
1992 2	113.6	108.0	7.1	105.2	3.1	98.1	91.6	1.7	107.1	6.3	
1992 3	124.5	118.6	8.8	105.0	2.7	110.9	104.6	-0.2	106.0	3.9	
1992 4	122.7	116.4	5.1	105.4	2.9	114.8	106.1	11.8	108.2	5.9	
1992 5	109.7	104.8	-0.9	104.7	2.1	100.7	92.8	-5.1	108.5	3.3	
1992 6	121.3	115.5	0.6	105.0	3.0	108.9	100.5	-2.7	108.4	4.1	
1992 7	128.8	121.7	6.4	105.8	2.5	124.7	117.1	1.2	106.5	-0.7	
1992 8	82.4	77.5	-1.6	106.3	2.9	92.3	87.2	-2.2	105.8	1.8	
1992 9	114.7	109.1	2.5	105.1	3.0	100.7	96.0	7.4	104.9	1.0	
1992 10	126.4	119.2	-1.5	106.0	2.2	122.4	114.2	0.0	107.2	2.5	
1992 11	113.6	107.1	-1.4	106.1	1.7	109.2	101.5	2.0	107.6	3.0	
1992 12	100.5	93.7	-2.2	107.3	1.9	114.5	105.4	5.2	108.6	2.7	
1993 1	90.6	83.0	-19.0	109.2	4.5	86.8	77.6	-13.9	111.9	5.8	
1993 2	95.2	86.2	-20.2	110.4	4.9	104.9	95.0	3.7	110.4	3.1	
1993 3	103.5	92.6	-21.9	111.8	6.5	121.8	111.4	6.5	109.3	3.1	
1993 4	94.8	84.0	-27.8	112.8	7.0	115.7	103.1	-2.8	112.2	3.7	
1993 5	94.8	84.6	-19.3	112.0	7.0	109.0	99.7	7.4	109.3	0.7	
1993 6	116.8	104.7	-9.4	111.6	6.3	118.6	106.6	6.1	111.3	2.7	
1993 7	97.0	87.4	-28.2	111.0	4.9	118.1	106.2	-9.3	111.2	4.4	
1993 8	68.6	60.4	-22.1	113.6	6.9	98.9	88.0	0.9	112.4	6.2	
1993 9	106.5	95.7	-12.3	111.3	5.9	115.4	105.2	9.6	109.7	4.6	
1993 10	106.4	93.9	-21.2	113.3	6.9	121.7	109.6	-4.0	111.0	3.5	
1993 11	101.5	90.6	-15.4	112.0	5.6	127.3	115.4	13.7	110.3	2.5	
1993 12	101.0	89.5	-4.5	112.9	5.2	135.4	123.5	17.2	109.6	0.9	

NACE-CLIO R44 21:
LANDWIRTSCHAFT.
MASCHINEN U. MASCHINEN
FUER DIE INDUST.

NACE-CLIO R44 21:
AGRICULTURAL AND
INDUSTRIAL MACHINERY

NACE-CLIO R44 21:
MACHINES AGRICOLES ET
INDUSTRIELLES

	Intra-EU Intra-EU Intra-UE					Extra-EU Extra-EU Extra-UE									
	VAL	VOL	VOL Δ%	UV	UV Δ%	VAL	VOL	VOL Δ%	UV	UV Δ%					
	Jährliche Indizes					Annual Indices					Indices annuels				
1980	37.1	83.0	2.0	44.7	11.8	33.3	80.2	9.0	41.5	9.5					
1981	37.7	74.3	-10.5	50.7	13.4	37.6	73.5	-8.4	51.1	23.1					
1982	41.2	71.7	-3.5	57.4	13.2	40.2	67.8	-7.8	59.3	16.0					
1983	42.5	67.3	-6.1	63.2	10.1	41.4	62.1	-8.4	66.6	12.3					
1984	48.8	71.8	6.7	68.0	7.6	48.7	64.7	4.2	75.2	12.9					
1985	56.7	77.0	7.2	73.6	8.2	60.0	73.2	13.1	82.0	9.0					
1986	62.6	78.9	2.5	79.3	7.7	61.4	73.6	0.5	83.4	1.7					
1987	69.0	82.2	4.2	84.0	5.9	65.4	76.4	3.8	85.6	2.6					
1988	79.6	90.3	9.9	88.1	4.9	77.7	86.5	13.2	89.8	4.9					
1989	91.7	97.5	8.0	94.1	6.8	91.8	92.9	7.4	98.8	10.0					
1990	100.0	100.0	2.6	100.0	6.3	100.0	100.0	7.6	100.0	1.2					
1991	102.0	96.1	-3.9	106.1	6.1	104.6	97.4	-2.6	107.4	7.4					
1992	101.7	90.6	-5.7	112.3	5.8	103.2	91.6	-6.0	112.7	4.9					
1993	74.5	61.9	-31.7	120.4	7.2	97.2	77.2	-15.7	125.9	11.7					
	Vierteljährliche Indizes					Quarterly Indices					Indices trimestriels				
1989 1	85.5	92.4	11.2	92.5	6.2	85.4	87.9	11.3	97.2	10.8					
1989 2	98.6	105.3	12.6	93.6	7.0	98.0	98.7	9.4	99.3	12.5					
1989 3	87.1	91.6	7.1	95.1	7.5	89.2	89.8	6.8	99.3	8.5					
1989 4	100.1	105.1	9.4	95.2	6.8	97.5	98.1	8.9	99.4	8.6					
1990 1	99.1	100.0	8.2	99.1	7.1	97.6	97.5	10.9	100.1	3.0					
1990 2	105.0	105.5	0.2	99.5	6.3	105.9	105.2	6.6	100.7	1.4					
1990 3	94.1	93.4	2.0	100.8	6.0	94.2	94.9	5.7	99.3	0.0					
1990 4	101.9	101.2	-3.7	100.7	5.8	102.0	102.2	4.2	99.8	0.4					
1991 1	99.8	95.0	-5.0	105.0	6.0	98.8	95.6	-1.9	103.3	3.2					
1991 2	107.5	102.2	-3.1	105.2	5.7	112.0	103.8	-1.3	107.9	7.1					
1991 3	95.5	89.3	-4.4	106.9	6.1	101.8	92.5	-2.5	110.1	10.9					
1991 4	102.9	95.8	-5.3	107.4	6.7	104.2	96.3	-5.8	108.2	8.4					
1992 1	102.9	92.2	-2.9	111.6	6.3	103.5	92.2	-3.6	112.3	8.7					
1992 2	108.9	97.6	-4.5	111.6	6.1	110.7	99.4	-4.2	111.4	3.2					
1992 3	94.8	84.5	-5.4	112.2	5.0	98.4	89.0	-3.8	110.6	0.5					
1992 4	100.8	88.5	-7.6	113.9	6.1	101.1	86.6	-10.1	116.7	7.9					
1993 1	74.7	62.8	-31.9	118.9	6.5	93.7	76.5	-17.0	122.5	9.1					
1993 2	78.8	65.5	-32.9	120.3	7.8	103.5	83.3	-16.2	124.2	11.5					
1993 3	69.0	56.5	-33.1	122.1	8.8	93.6	73.1	-17.9	128.0	15.7					
1993 4	78.6	65.3	-26.2	120.4	5.7	100.1	77.4	-10.6	129.3	10.8					
	Monatliche Indizes					Monthly Indices					Indices mensuels				
1989 1	78.4	85.1	28.7	92.1	7.3	82.5	85.8	30.6	96.1	11.9					
1989 2	83.2	89.9	6.5	92.5	6.1	77.3	79.6	4.2	97.1	9.7					
1989 3	94.7	102.2	3.3	92.7	5.6	96.4	98.3	3.6	98.1	11.0					
1989 4	94.2	100.8	14.2	93.5	6.5	96.8	98.1	12.9	98.7	11.9					
1989 5	95.1	101.8	8.1	93.4	7.0	97.0	97.3	8.7	99.7	13.3					
1989 6	106.2	113.3	15.7	93.7	7.3	100.1	100.7	7.0	99.4	11.9					
1989 7	101.0	106.2	13.3	95.1	7.8	95.0	94.7	9.6	100.3	10.5					
1989 8	74.6	77.7	0.4	96.0	8.0	83.9	84.5	8.1	99.3	7.9					
1989 9	85.8	91.0	6.7	94.3	6.7	88.8	90.3	2.7	98.3	7.1					
1989 10	100.9	106.5	12.2	94.7	7.6	100.2	100.1	12.3	100.1	9.6					
1989 11	102.1	107.7	15.2	94.8	6.5	99.6	100.0	10.0	99.6	9.3					
1989 12	97.3	101.1	1.2	96.2	6.5	92.7	94.2	4.3	98.4	6.7					

EU Ausfuhr
NACE-CLIO R44 21:
LANDWIRTSCHAFT.
MASCHINEN U. MASCHINEN
FUER DIE INDUST.

EU Exports
NACE-CLIO R44 21:
AGRICULTURAL AND
INDUSTRIAL MACHINERY

Exportations UE
NACE-CLIO R44 21:
MACHINES AGRICOLES ET
INDUSTRIELLES

	Intra-EU Intra-EU Intra-UE					Extra-EU Extra-EU Extra-UE									
	VAL	VOL	VOL Δ%	UV	UV Δ%	VAL	VOL	VOL Δ%	UV	UV Δ%					
	Jährliche Indizes					Annual Indices					Indices annuels				
1980	38.5	86.5	0.8	44.5	11.8	52.0	121.2	0.3	42.9	13.2					
1981	38.3	76.2	-11.9	50.2	12.8	61.4	123.3	1.7	49.8	16.1					
1982	42.1	73.8	-3.1	57.0	13.5	64.8	113.8	-7.7	56.9	14.3					
1983	43.5	69.4	-6.0	62.7	10.0	64.6	102.7	-9.8	62.9	10.5					
1984	48.4	71.9	3.6	67.3	7.3	71.4	103.9	1.2	68.7	9.2					
1985	56.6	77.9	8.3	72.6	7.9	81.6	110.0	5.9	74.2	8.0					
1986	62.4	79.5	2.1	78.5	8.1	80.3	102.1	-7.2	78.6	5.9					
1987	68.8	82.6	3.9	83.3	6.1	77.0	92.4	-9.5	83.3	6.0					
1988	79.3	90.1	9.1	88.0	5.6	82.6	93.6	1.3	88.3	6.0					
1989	92.6	98.6	9.4	93.9	6.7	94.5	99.3	6.1	95.2	7.8					
1990	100.0	100.0	1.4	100.0	6.5	100.0	100.0	0.7	100.0	5.0					
1991	101.1	95.2	-4.8	106.2	6.2	100.5	94.2	-5.8	106.7	6.7					
1992	100.6	89.3	-6.2	112.6	6.0	102.2	89.9	-4.6	113.7	6.6					
1993	84.9	66.3	-25.8	128.0	13.7	113.4	93.9	4.4	120.8	6.2					
	Vierteljährliche Indizes					Quarterly Indices					Indices trimestriels				
1989 1	87.1	94.5	17.4	92.2	6.1	88.3	93.9	16.6	94.0	9.3					
1989 2	98.6	105.6	10.3	93.4	6.7	97.5	103.3	10.1	94.4	8.0					
1989 3	87.3	92.6	8.7	94.3	6.6	94.2	98.2	6.3	95.9	7.9					
1989 4	100.0	104.5	8.4	95.7	7.5	103.7	107.5	4.5	96.5	6.9					
1990 1	99.4	100.8	6.7	98.6	6.9	101.0	102.5	9.2	98.5	4.8					
1990 2	104.6	105.2	-0.4	99.4	6.4	101.3	101.7	-1.5	99.6	5.5					
1990 3	93.1	92.4	-0.2	100.8	6.9	94.6	94.0	-4.3	100.6	4.9					
1990 4	102.9	101.7	-2.7	101.2	5.7	103.0	101.7	-5.4	101.3	5.0					
1991 1	100.6	95.5	-5.3	105.3	6.8	94.5	89.6	-12.6	105.5	7.1					
1991 2	106.0	100.9	-4.1	105.1	5.7	98.4	91.9	-9.6	107.1	7.5					
1991 3	94.7	88.4	-4.3	107.1	6.3	98.5	91.5	-2.7	107.7	7.1					
1991 4	102.8	95.8	-5.8	107.3	6.0	109.8	103.1	1.4	106.5	5.1					
1992 1	101.9	91.6	-4.1	111.2	5.6	96.6	84.9	-5.2	113.8	7.9					
1992 2	106.0	94.2	-6.6	112.5	7.0	100.2	87.5	-4.8	114.5	6.9					
1992 3	93.9	83.1	-6.0	113.0	5.5	99.5	88.0	-3.8	113.1	5.0					
1992 4	99.7	87.6	-8.6	113.8	6.1	113.4	100.1	-2.9	113.3	6.4					
1993 1	87.2	68.5	-25.2	127.3	14.5	101.9	84.9	0.0	120.0	5.4					
1993 2	88.2	69.1	-26.6	127.7	13.5	114.0	95.1	8.7	119.9	4.7					
1993 3	76.8	59.5	-28.4	129.1	14.2	111.7	92.2	4.8	121.2	7.2					
1993 4	87.4	68.3	-22.0	127.9	12.4	129.2	106.0	5.9	121.9	7.6					
	Monatliche Indizes					Monthly Indices					Indices mensuels				
1989 1	80.0	87.0	33.2	91.9	7.6	86.0	90.7	31.8	94.8	11.8					
1989 2	85.4	92.5	15.2	92.3	5.4	82.3	87.2	11.9	94.4	8.3					
1989 3	96.1	104.0	8.6	92.4	5.7	96.3	103.7	9.4	92.9	8.1					
1989 4	93.2	100.0	13.3	93.2	6.4	91.6	97.7	13.2	93.8	8.1					
1989 5	94.0	100.6	3.9	93.4	6.5	95.7	101.7	6.9	94.1	7.8					
1989 6	108.8	116.1	13.7	93.7	7.5	105.3	110.7	10.6	95.1	8.2					
1989 7	99.7	105.1	9.1	94.9	8.0	103.6	108.6	8.9	95.4	8.2					
1989 8	72.2	76.2	8.5	94.7	5.7	90.0	93.3	5.3	96.5	8.1					
1989 9	90.1	96.5	8.3	93.4	5.8	89.0	92.8	4.3	95.9	7.6					
1989 10	103.1	108.5	13.7	95.0	7.1	101.5	105.1	9.0	96.6	7.2					
1989 11	97.3	102.5	8.8	94.9	7.2	97.8	102.2	3.2	95.7	7.0					
1989 12	99.7	102.6	2.9	97.2	8.2	112.0	115.2	1.7	97.2	6.3					

NACE-CLIO R44 21:
LANDWIRTSCHAFT.
MASCHINEN U. MASCHINEN
FUER DIE INDUST.

NACE-CLIO R44 21:
AGRICULTURAL AND
INDUSTRIAL MACHINERY

NACE-CLIO R44 21:
MACHINES AGRICOLES ET
INDUSTRIELLES

	Intra-EU Intra-EU Intra-UE					Extra-EU Extra-EU Extra-UE									
	VAL	VOL	VOL Δ%	UV	UV Δ%	VAL	VOL	VOL Δ%	UV	UV Δ%					
	Monatliche Indizes					Monthly Indices					Indices mensuels				
1990 1	90.6	91.8	7.9	98.7	7.2	93.9	93.8	9.3	100.1	4.2					
1990 2	94.4	95.5	6.2	98.9	6.9	89.8	89.6	12.6	100.2	3.2					
1990 3	112.0	112.6	10.2	99.5	7.3	109.1	109.1	11.0	100.0	1.9					
1990 4	103.0	103.4	2.6	99.6	6.5	100.9	100.2	2.1	100.7	2.0					
1990 5	107.9	108.3	6.4	99.6	6.6	111.5	110.9	14.0	100.5	0.8					
1990 6	104.0	104.7	-7.6	99.3	6.0	105.4	104.6	3.9	100.8	1.4					
1990 7	112.3	112.3	5.7	100.0	5.2	104.3	103.4	9.2	100.9	0.6					
1990 8	80.5	79.4	2.2	101.4	5.6	88.0	90.2	6.7	97.6	-1.7					
1990 9	89.6	88.6	-2.6	101.1	7.2	90.4	91.2	1.0	99.1	0.8					
1990 10	105.6	105.9	-0.6	99.7	5.3	108.9	109.8	9.7	99.2	-0.9					
1990 11	103.4	102.7	-4.6	100.7	6.2	103.2	104.5	4.5	98.8	-0.8					
1990 12	97.0	95.1	-5.9	102.0	6.0	94.0	92.4	-1.9	101.7	3.4					
1991 1	96.5	92.3	0.5	104.6	6.0	103.8	100.4	7.0	103.4	3.3					
1991 2	96.7	92.2	-3.5	104.9	6.1	91.7	89.5	-0.1	102.5	2.3					
1991 3	105.7	100.4	-10.8	105.3	5.8	100.6	96.8	-11.3	103.9	3.9					
1991 4	110.6	105.4	1.9	104.9	5.3	115.0	107.7	7.5	106.8	6.1					
1991 5	106.5	101.2	-6.6	105.2	5.6	114.6	105.6	-4.8	108.5	8.0					
1991 6	105.4	99.9	-4.6	105.5	6.2	106.4	98.2	-6.1	108.4	7.5					
1991 7	117.3	109.2	-2.8	107.4	7.4	117.9	106.7	3.2	110.5	9.5					
1991 8	76.3	70.6	-11.1	108.1	6.6	86.9	78.9	-12.5	110.1	12.8					
1991 9	92.8	88.0	-0.7	105.4	4.3	100.8	92.0	0.9	109.6	10.6					
1991 10	105.2	98.7	-6.8	106.6	6.9	110.7	102.4	-6.7	108.1	9.0					
1991 11	100.5	93.2	-9.3	107.8	7.1	103.0	94.8	-9.3	108.7	10.0					
1991 12	102.9	95.5	0.4	107.8	5.7	98.7	91.6	-0.9	107.7	5.9					
1992 1	92.9	82.9	-10.2	112.1	7.2	98.6	88.4	-12.0	111.5	7.8					
1992 2	101.3	91.2	-1.1	111.1	5.9	97.8	86.9	-2.9	112.6	9.9					
1992 3	114.5	102.6	2.2	111.6	6.0	114.4	101.3	4.6	112.9	8.7					
1992 4	111.3	100.0	-5.1	111.3	6.1	113.5	101.5	-5.8	111.8	4.7					
1992 5	107.1	95.8	-5.3	111.8	6.3	109.8	98.6	-6.6	111.4	2.7					
1992 6	108.4	97.1	-2.8	111.6	5.8	108.6	98.0	-0.2	110.8	2.2					
1992 7	117.6	105.1	-3.8	111.9	4.2	114.9	104.1	-2.4	110.4	-0.1					
1992 8	73.8	65.1	-7.8	113.3	4.8	81.1	73.7	-6.6	110.1	0.0					
1992 9	92.9	83.1	-5.6	111.8	6.1	99.3	89.1	-3.2	111.4	1.6					
1992 10	103.4	92.2	-6.6	112.2	5.3	102.0	89.1	-13.0	114.5	5.9					
1992 11	95.5	84.4	-9.4	113.2	5.0	100.2	85.5	-9.8	117.2	7.8					
1992 12	103.6	89.0	-6.8	116.4	8.0	101.0	85.1	-7.1	118.7	10.2					
1993 1	67.3	57.8	-30.3	116.5	3.9	86.3	71.3	-19.3	121.0	8.5					
1993 2	73.0	60.7	-33.4	120.2	8.2	92.3	75.2	-13.5	122.8	9.1					
1993 3	83.8	70.0	-31.8	119.7	7.3	102.8	83.2	-17.9	123.5	9.4					
1993 4	79.1	66.3	-33.7	119.3	7.2	107.4	87.0	-14.3	123.4	10.4					
1993 5	75.3	62.5	-34.8	120.5	7.8	99.0	80.0	-18.9	123.8	11.1					
1993 6	81.9	67.6	-30.4	121.1	8.5	104.0	82.9	-15.4	125.4	13.2					
1993 7	77.2	64.4	-38.7	119.9	7.1	102.9	81.6	-21.6	126.1	14.2					
1993 8	55.5	44.7	-31.3	124.2	9.6	81.9	63.4	-14.0	129.2	17.3					
1993 9	74.3	60.4	-27.3	123.0	10.0	95.7	74.1	-16.8	129.1	15.9					
1993 10	74.7	62.8	-31.9	119.0	6.1	97.8	75.3	-15.5	129.9	13.4					
1993 11	75.5	63.1	-25.2	119.7	5.7	100.9	78.7	-8.0	128.2	9.4					
1993 12	85.7	70.2	-21.1	122.1	4.9	101.4	78.2	-8.1	129.7	9.3					

NACE-CLIO R44 21:
LANDWIRTSCHAFT,
MASCHINEN U. MASCHINEN
FUER DIE INDUST.

NACE-CLIO R44 21:
AGRICULTURAL AND
INDUSTRIAL MACHINERY

NACE-CLIO R44 21:
MACHINES AGRICOLES ET
INDUSTRIELLES

	Intra-EU Intra-EU Intra-UE					Extra-EU Extra-EU Extra-UE									
	VAL	VOL	VOL Δ%	UV	UV Δ%	VAL	VOL	VOL Δ%	UV	UV Δ%					
	Monatliche Indizes					Monthly Indices					Indices mensuels				
1990 1	92.3	93.5	7.5	98.7	7.4	102.8	103.9	14.6	98.9	4.3					
1990 2	92.3	93.9	1.5	98.3	6.5	93.2	94.6	8.5	98.5	4.3					
1990 3	113.4	114.9	10.5	98.7	6.8	107.1	109.1	5.2	98.2	5.7					
1990 4	101.5	102.4	2.4	99.1	6.3	95.9	97.0	-0.7	98.9	5.4					
1990 5	105.9	105.6	5.0	100.3	7.4	103.3	102.4	0.7	100.9	7.2					
1990 6	106.2	107.5	-7.4	98.8	5.4	104.6	105.5	-4.7	99.1	4.2					
1990 7	113.4	112.5	7.0	100.8	6.2	107.8	107.1	-1.4	100.7	5.6					
1990 8	76.5	75.1	-1.4	101.8	7.5	92.6	91.9	-1.5	100.8	4.5					
1990 9	89.8	89.6	-7.2	100.2	7.3	83.2	82.9	-10.7	100.4	4.7					
1990 10	108.7	108.7	0.2	100.0	5.3	105.2	104.9	-0.2	100.3	3.8					
1990 11	105.4	104.8	2.2	100.6	6.0	98.0	97.0	-5.1	101.0	5.5					
1990 12	94.7	91.6	-10.7	103.4	6.4	105.7	103.0	-10.6	102.6	5.6					
1991 1	98.1	93.5	0.0	104.9	6.3	99.3	95.0	-8.6	104.5	5.7					
1991 2	97.3	92.3	-1.7	105.4	7.2	88.7	83.8	-11.4	105.8	7.4					
1991 3	106.3	100.8	-12.3	105.5	6.9	95.6	89.9	-17.6	106.3	8.2					
1991 4	108.8	103.9	1.5	104.7	5.7	96.8	90.6	-6.6	106.8	8.0					
1991 5	104.9	99.7	-5.6	105.2	4.9	100.5	93.8	-8.4	107.1	6.1					
1991 6	104.4	99.0	-7.9	105.5	6.8	98.0	91.2	-13.6	107.5	8.5					
1991 7	115.8	108.1	-3.9	107.1	6.3	116.2	107.2	0.1	108.4	7.6					
1991 8	77.4	71.4	-4.9	108.4	6.5	91.5	85.0	-7.5	107.6	6.7					
1991 9	90.7	85.6	-4.5	106.0	5.8	87.8	82.3	-0.7	106.7	6.3					
1991 10	106.3	100.1	-7.9	106.2	6.2	106.9	100.0	-4.7	106.9	6.6					
1991 11	100.3	93.9	-10.4	106.8	6.2	103.0	96.9	-0.1	106.3	5.2					
1991 12	101.8	93.3	1.9	109.1	5.5	119.6	112.5	9.2	106.3	3.6					
1992 1	93.7	83.8	-10.4	111.8	6.6	92.5	81.6	-14.1	113.3	8.4					
1992 2	99.5	89.2	-3.4	111.5	5.8	91.4	80.4	-4.1	113.7	7.5					
1992 3	112.6	101.9	1.1	110.5	4.7	106.3	92.9	3.3	114.4	7.6					
1992 4	108.9	96.9	-6.7	112.4	7.4	106.1	91.7	1.2	115.7	8.3					
1992 5	102.4	91.2	-8.5	112.3	6.7	95.7	84.3	-10.1	113.5	6.0					
1992 6	106.5	94.4	-4.6	112.8	6.9	98.7	86.5	-5.2	114.1	6.1					
1992 7	115.0	102.6	-5.1	112.1	4.7	116.7	103.5	-3.5	112.8	4.1					
1992 8	71.9	62.8	-12.0	114.5	5.6	86.6	75.7	-10.9	114.4	6.3					
1992 9	94.8	84.0	-1.9	112.8	6.4	95.5	84.9	3.2	112.5	5.4					
1992 10	106.5	94.6	-5.5	112.6	6.0	109.9	97.4	-2.6	112.8	5.5					
1992 11	95.8	84.3	-10.2	113.7	6.5	102.6	90.7	-6.4	113.1	6.4					
1992 12	96.6	83.8	-10.2	115.3	5.7	128.0	112.4	-0.1	113.9	7.1					
1993 1	82.6	65.9	-21.4	125.4	12.2	91.3	75.9	-7.0	120.3	6.2					
1993 2	84.9	66.7	-25.2	127.3	14.2	103.8	86.9	8.1	119.4	5.0					
1993 3	93.9	72.8	-28.6	129.0	16.7	110.5	91.8	-1.2	120.4	5.2					
1993 4	87.0	67.9	-29.9	128.2	14.1	111.9	92.4	0.8	121.1	4.7					
1993 5	84.7	66.5	-27.1	127.4	13.4	109.3	91.9	9.0	118.9	4.8					
1993 6	93.0	73.0	-22.7	127.4	12.9	121.0	101.1	16.9	119.7	4.9					
1993 7	87.5	67.9	-33.8	128.9	15.0	125.9	104.2	0.7	120.8	7.1					
1993 8	59.3	45.2	-28.0	131.3	14.7	100.9	82.4	8.9	122.4	7.0					
1993 9	83.5	65.4	-22.1	127.7	13.2	108.8	90.1	6.1	120.7	7.3					
1993 10	86.0	68.0	-28.1	126.5	12.3	116.2	96.3	-1.1	120.7	7.0					
1993 11	83.3	65.2	-22.7	127.7	12.3	122.4	100.2	10.5	122.2	8.0					
1993 12	93.0	71.8	-14.3	129.5	12.3	149.0	121.5	8.1	122.6	7.6					

NACE-CLIO R44 23:
BUEROMASCHINEN,
DATENVERARBEITUNGSGER
AETE USW.

NACE-CLIO R44 23:
OFFICE AND DATA
PROCESSING
MACHINES;PRECISION
AND OPTICAL
INSTRUMENTS

NACE-CLIO R44 23:
MACH.DE BUR.ET POUR
TRAITEMENT
INFORMAT.,INSTR.DE
PRECIS.,D'OPTIQUE ET SIM

	Intra-EU Intra-EU Intra-UE					Extra-EU Extra-EU Extra-UE					
	VAL	VOL	VOL Δ%	UV	UV Δ%	VAL	VOL	VOL Δ%	UV	UV Δ%	
	Jährliche Indizes			Annual Indices			Indices annuels				
1980	24.5	37.4	9.0	65.4	6.0	25.3	43.8	22.3	57.8	0.0	
1981	28.1	37.9	1.3	74.1	13.3	31.5	44.4	1.4	70.9	22.7	
1982	33.6	40.9	7.9	82.1	10.8	35.6	45.0	1.4	79.2	11.7	
1983	41.3	46.0	12.5	89.7	9.3	43.3	50.2	11.6	86.2	8.8	
1984	51.4	54.6	18.7	94.2	5.0	58.3	60.5	20.5	96.3	11.7	
1985	62.5	61.7	13.0	101.3	7.5	64.8	62.7	3.6	103.4	7.4	
1986	63.6	63.3	2.6	100.4	-0.9	63.0	64.9	3.5	97.1	-6.1	
1987	69.6	71.8	13.4	96.9	-3.5	68.6	76.7	18.2	89.5	-7.8	
1988	78.8	81.2	13.1	97.1	0.2	86.3	92.3	20.3	93.5	4.5	
1989	93.6	92.2	13.5	101.5	4.5	98.3	91.9	-0.4	107.0	14.4	
1990	100.0	100.0	8.5	100.0	-1.5	100.0	100.0	8.8	100.0	-6.5	
1991	106.3	104.0	4.0	102.2	2.2	110.7	108.2	8.2	102.3	2.3	
1992	108.7	107.0	2.9	101.6	-0.6	113.6	108.0	-0.2	105.2	2.8	
1993	103.0	94.5	-11.7	109.0	7.3	115.8	97.4	-9.8	118.9	13.0	
	Vierteljährliche Indizes			Quarterly Indices			Indices trimestriels				
1989 1	83.3	84.2	19.3	98.9	1.5	91.4	88.1	3.8	103.8	17.6	
1989 2	94.1	92.8	17.8	101.4	3.8	100.7	93.9	2.6	107.2	17.3	
1989 3	87.7	84.3	9.8	104.0	6.8	94.9	87.0	-1.9	109.1	13.3	
1989 4	111.2	109.3	11.6	101.7	5.7	106.5	98.8	-4.8	107.8	11.0	
1990 1	98.4	96.7	14.8	101.8	2.9	98.9	94.6	7.4	104.5	0.7	
1990 2	100.3	100.6	8.4	99.7	-1.7	100.3	98.4	4.8	101.9	-4.9	
1990 3	90.8	90.4	7.2	100.4	-3.5	93.3	94.3	8.4	98.9	-9.3	
1990 4	109.7	111.5	2.0	98.4	-3.2	105.7	110.7	12.0	95.5	-11.4	
1991 1	94.0	93.8	-3.0	100.2	-1.6	99.3	101.4	7.2	97.9	-6.3	
1991 2	101.0	98.9	-1.7	102.1	2.4	109.9	105.7	7.4	104.0	2.1	
1991 3	94.5	89.7	-0.8	105.4	5.0	101.9	97.1	3.0	104.9	6.1	
1991 4	120.0	118.5	6.3	101.3	2.9	118.5	115.7	4.5	102.4	7.2	
1992 1	107.9	105.8	12.8	102.0	1.8	111.6	107.0	5.5	104.3	6.5	
1992 2	107.1	104.0	5.2	103.0	0.9	115.0	107.9	2.1	106.6	2.5	
1992 3	96.3	92.6	3.2	104.0	-1.3	102.3	100.1	3.1	102.2	-2.6	
1992 4	125.4	127.6	7.7	98.3	-3.0	127.1	118.3	2.2	107.4	4.9	
1993 1	104.1	95.9	-9.4	108.5	6.4	116.0	98.3	-8.1	118.0	13.1	
1993 2	101.8	93.7	-9.9	108.6	5.4	117.9	102.7	-4.8	114.8	7.7	
1993 3	91.9	83.4	-9.9	110.2	6.0	111.0	92.6	-7.5	119.9	17.3	
1993 4	124.0	113.9	-10.7	108.9	10.8	134.6	109.8	-7.2	122.6	14.2	
	Monatliche Indizes			Monthly Indices			Indices mensuels				
1989 1	79.4	79.3	40.1	100.1	7.2	88.9	87.2	23.2	102.0	19.7	
1989 2	80.6	82.2	16.1	98.1	0.3	85.5	82.8	-1.2	103.3	17.5	
1989 3	89.6	91.0	7.7	98.5	-1.3	100.1	94.5	-5.5	105.9	16.4	
1989 4	88.4	88.1	17.8	100.3	3.5	98.8	94.0	4.9	105.1	15.9	
1989 5	87.7	86.7	12.7	101.1	4.2	95.8	90.4	-0.7	106.0	17.5	
1989 6	106.3	103.6	22.3	102.6	3.5	107.3	97.2	3.4	110.4	18.5	
1989 7	88.4	86.5	14.1	102.2	6.8	96.0	86.3	-1.7	111.2	18.2	
1989 8	77.2	74.7	12.2	103.3	3.0	90.3	82.9	-3.3	108.9	12.7	
1989 9	97.4	91.7	4.2	106.2	9.8	98.7	91.9	-0.5	107.4	9.4	
1989 10	106.4	105.2	12.9	101.1	6.5	110.1	103.1	5.0	106.8	8.8	
1989 11	109.2	110.6	16.1	98.7	3.9	108.3	99.9	-6.1	108.4	14.5	
1989 12	118.0	112.1	6.5	105.3	7.0	101.1	93.4	-12.5	108.2	9.7	

EU Ausfuhr
NACE-CLIO R44 23:
BUEROMASCHINEN,
DATENVERARBEITUNGSGER
AETE USW.

EU Exports
NACE-CLIO R44 23:
OFFICE AND DATA
PROCESSING
MACHINES;PRECISION
AND OPTICAL
INSTRUMENTS

Exportations UE
NACE-CLIO R44 23:
MACH.DE BUR.ET POUR
TRAITEMENT
INFORMAT.,INSTR.DE
PRECIS.,D'OPTIQUE ET SIM

	Intra-EU Intra-EU Intra-UE					Extra-EU Extra-EU Extra-UE									
	VAL	VOL	VOL Δ%	UV	UV Δ%	VAL	VOL	VOL Δ%	UV	UV Δ%					
	Jährliche Indizes					Annual Indices					Indices annuels				
1980	25.9	38.5	6.4	67.2	8.6	33.4	46.4	10.0	72.0	6.0					
1981	29.1	39.4	2.3	73.9	10.0	38.7	48.4	4.3	80.0	11.1					
1982	34.3	42.6	8.1	80.4	8.8	44.6	52.2	7.9	85.4	6.8					
1983	42.1	47.8	12.2	88.0	9.5	52.3	57.7	10.5	90.6	6.1					
1984	54.0	58.8	23.0	91.9	4.4	67.5	71.7	24.3	94.2	4.0					
1985	64.3	65.1	10.7	98.8	7.5	83.3	84.1	17.3	99.0	5.1					
1986	66.3	68.7	5.5	96.5	-2.3	79.6	83.0	-1.3	95.9	-3.1					
1987	73.8	79.7	16.0	92.6	-4.0	78.2	84.4	1.7	92.6	-3.4					
1988	81.9	87.7	10.0	93.4	0.9	88.9	92.1	9.1	96.5	4.2					
1989	97.6	97.8	11.5	99.8	6.9	100.1	98.4	6.8	101.7	5.4					
1990	100.0	100.0	2.2	100.0	0.2	100.0	100.0	1.6	100.0	-1.7					
1991	102.1	100.0	0.0	102.1	2.1	106.3	105.9	5.9	100.4	0.4					
1992	101.3	98.0	-2.0	103.4	1.3	109.1	109.1	3.0	100.0	-0.4					
1993	105.5	94.2	-3.9	112.0	8.3	127.2	123.5	13.2	103.0	3.0					
	Vierteljährliche Indizes					Quarterly Indices					Indices trimestriels				
1989 1	85.0	89.3	15.8	95.2	4.7	92.9	93.9	20.8	98.9	3.9					
1989 2	96.5	95.7	7.9	100.8	10.3	100.5	97.3	6.8	103.3	9.5					
1989 3	91.9	89.7	6.5	102.5	9.6	95.2	92.1	2.1	103.4	5.3					
1989 4	112.8	112.2	10.7	100.5	3.6	114.8	113.3	5.7	101.3	3.3					
1990 1	99.9	100.3	12.3	99.6	4.6	97.5	96.9	3.2	100.6	1.7					
1990 2	103.0	104.9	9.6	98.2	-2.6	100.2	101.9	4.7	98.3	-4.8					
1990 3	91.7	88.8	-1.0	103.3	0.8	94.0	93.0	1.0	101.1	-2.2					
1990 4	108.5	109.3	-2.6	99.3	-1.2	108.0	107.9	-4.8	100.1	-1.2					
1991 1	88.9	92.0	-8.3	96.6	-3.0	91.5	92.4	-4.6	99.0	-1.6					
1991 2	97.9	96.9	-7.6	101.0	2.9	97.9	99.0	-2.8	98.9	0.6					
1991 3	90.5	86.0	-3.2	105.2	1.8	97.7	95.6	2.8	102.2	1.1					
1991 4	116.8	110.9	1.5	105.3	6.0	114.4	113.0	4.7	101.2	1.1					
1992 1	101.0	98.6	7.2	102.4	6.0	105.0	106.1	14.8	99.0	0.0					
1992 2	101.3	95.2	-1.8	106.4	5.3	109.0	107.6	8.7	101.3	2.4					
1992 3	89.7	84.9	-1.3	105.6	0.4	104.6	103.6	8.4	101.0	-1.2					
1992 4	111.9	111.9	0.9	100.0	-5.0	123.4	124.6	10.3	99.0	-2.2					
1993 1	102.1	92.6	-6.1	110.3	7.7	118.9	115.3	8.7	103.1	4.1					
1993 2	107.3	95.3	0.1	112.6	5.8	130.8	126.0	17.1	103.8	2.5					
1993 3	97.1	85.0	0.1	114.2	8.1	132.0	129.8	25.3	101.7	0.7					
1993 4	130.3	117.1	4.6	111.3	11.3	160.2	154.9	24.3	103.4	4.4					
	Monatliche Indizes					Monthly Indices					Indices mensuels				
1989 1	78.0	82.3	38.8	94.8	5.6	87.7	89.9	45.5	97.6	3.0					
1989 2	82.1	86.6	10.2	94.8	5.0	88.8	89.2	14.8	99.6	3.2					
1989 3	95.0	99.1	6.2	95.9	4.0	101.8	102.5	9.6	99.3	5.1					
1989 4	94.1	92.3	11.1	101.9	12.2	93.6	92.0	5.6	101.7	9.4					
1989 5	90.4	90.8	4.4	99.6	9.2	92.5	89.3	1.4	103.6	10.9					
1989 6	104.8	103.9	8.3	100.9	9.6	115.5	110.5	12.6	104.5	8.6					
1989 7	91.7	92.0	7.4	99.7	10.7	98.1	95.6	2.6	102.6	5.8					
1989 8	78.0	74.2	2.1	105.1	10.5	87.2	84.2	5.5	103.6	5.5					
1989 9	106.1	102.9	9.1	103.1	8.1	100.2	96.4	-1.1	103.9	4.7					
1989 10	105.7	105.3	11.3	100.4	4.3	104.5	103.9	2.3	100.6	3.5					
1989 11	111.1	114.2	8.5	97.3	1.6	114.6	114.9	10.1	99.7	1.5					
1989 12	121.2	117.0	12.0	103.6	5.0	125.1	121.0	4.7	103.4	4.8					

NACE-CLIO R44 23:
BUEROMASCHINEN,
DATENVERARBEITUNGSGER
AETE USW.

NACE-CLIO R44 23:
OFFICE AND DATA
PROCESSING
MACHINES;PRECISION
AND OPTICAL
INSTRUMENTS

NACE-CLIO R44 23:
MACH.DE BUR.ET POUR
TRAITEMENT
INFORMAT.,INSTR.DE
PRECIS.,D'OPTIQUE ET SIM

	Intra-EU Intra-EU Intra-UE					Extra-EU Extra-EU Extra-UE									
	VAL	VOL	VOL Δ%	UV	UV Δ%	VAL	VOL	VOL Δ%	UV	UV Δ%					
	Monatliche Indizes					Monthly Indices					Indices mensuels				
1990 1	94.3	90.0	13.5	104.8	4.7	98.4	93.2	6.9	105.6	3.5					
1990 2	91.0	91.4	11.2	99.6	1.5	90.2	86.0	3.9	104.9	1.5					
1990 3	109.9	108.7	19.5	101.1	2.6	107.9	104.7	10.8	103.1	-2.6					
1990 4	97.2	97.0	10.1	100.2	-0.1	98.3	95.3	1.4	103.2	-1.8					
1990 5	98.1	99.5	14.8	98.6	-2.5	103.1	101.6	12.4	101.5	-4.2					
1990 6	105.5	105.3	1.6	100.2	-2.3	99.2	98.3	1.1	100.9	-8.6					
1990 7	96.7	95.6	10.5	101.2	-1.0	100.8	98.5	14.1	102.3	-8.0					
1990 8	77.8	78.2	4.7	99.5	-3.7	85.3	87.8	5.9	97.2	-10.7					
1990 9	98.0	97.5	6.3	100.5	-5.4	93.5	96.6	5.1	96.8	-9.9					
1990 10	103.4	106.6	1.3	97.0	-4.1	111.4	115.8	12.3	96.2	-9.9					
1990 11	112.0	115.0	4.0	97.4	-1.3	108.0	115.9	16.0	93.2	-14.0					
1990 12	113.8	113.0	0.8	100.7	-4.4	97.8	100.5	7.6	97.3	-10.1					
1991 1	95.2	93.8	4.2	101.5	-3.1	99.0	102.3	9.8	96.8	-8.3					
1991 2	87.4	88.4	-3.3	98.9	-0.7	93.7	96.5	12.2	97.1	-7.4					
1991 3	99.5	99.3	-8.6	100.2	-0.9	105.0	105.4	0.7	99.6	-3.4					
1991 4	99.0	97.3	0.3	101.7	1.5	114.2	109.8	15.2	104.0	0.8					
1991 5	96.4	95.7	-3.8	100.7	2.1	108.7	106.5	4.8	102.1	0.6					
1991 6	107.6	103.8	-1.4	103.7	3.5	106.6	100.7	2.4	105.9	5.0					
1991 7	104.1	98.3	2.8	105.9	4.6	109.1	101.4	2.9	107.6	5.2					
1991 8	80.5	75.7	-3.2	106.4	6.9	91.5	89.5	1.9	102.2	5.1					
1991 9	98.9	95.0	-2.6	104.1	3.6	105.0	100.5	4.0	104.5	8.0					
1991 10	113.9	113.7	6.7	100.2	3.3	120.9	120.1	3.7	100.7	4.7					
1991 11	115.4	113.6	-1.2	101.6	4.3	118.3	116.2	0.3	101.8	9.2					
1991 12	131.0	128.3	13.5	102.1	1.4	116.4	110.9	10.3	105.0	7.9					
1992 1	97.6	96.6	3.0	101.0	-0.5	105.3	103.7	1.4	101.5	4.9					
1992 2	102.1	101.7	15.0	100.4	1.5	103.5	99.1	2.7	104.4	7.5					
1992 3	123.9	119.0	19.8	104.1	3.9	126.0	118.2	12.1	106.6	7.0					
1992 4	109.1	106.4	9.4	102.5	0.8	120.4	111.3	1.4	108.2	4.0					
1992 5	100.7	98.0	2.4	102.8	2.1	108.6	101.5	-4.7	107.0	4.8					
1992 6	111.6	107.6	3.7	103.7	0.0	116.0	110.8	10.0	104.7	-1.1					
1992 7	105.2	98.1	-0.2	107.2	1.2	109.3	104.7	3.3	104.4	-3.0					
1992 8	79.4	76.3	0.8	104.1	-2.2	89.8	89.2	-0.3	100.7	-1.5					
1992 9	104.4	103.4	8.8	101.0	-3.0	107.6	106.4	5.9	101.1	-3.3					
1992 10	110.4	112.2	-1.3	98.4	-1.8	119.0	116.1	-3.3	102.5	1.8					
1992 11	115.8	121.3	6.8	95.5	-6.0	123.0	117.4	1.0	104.8	2.9					
1992 12	150.0	149.3	16.4	100.5	-1.6	138.9	121.3	9.4	114.5	9.0					
1993 1	81.5	80.1	-17.1	101.8	0.8	110.7	91.5	-11.8	121.0	19.2					
1993 2	107.8	97.2	-4.4	110.9	10.5	108.7	93.8	-5.3	115.9	11.0					
1993 3	122.7	110.3	-7.3	111.2	6.8	128.7	109.7	-7.2	117.3	10.0					
1993 4	98.0	91.1	-14.4	107.6	5.0	121.0	104.3	-6.3	116.0	7.2					
1993 5	92.6	87.8	-10.4	105.5	2.6	108.1	94.5	-6.9	114.4	6.9					
1993 6	114.7	102.2	-5.0	112.2	8.2	124.4	109.2	-1.4	113.9	8.8					
1993 7	91.3	84.3	-14.1	108.3	1.0	111.5	94.2	-10.0	118.4	13.4					
1993 8	81.7	71.2	-6.7	114.7	10.2	101.8	84.7	-5.0	120.2	19.4					
1993 9	102.7	94.7	-8.4	108.5	7.4	119.8	98.9	-7.0	121.1	19.8					
1993 10	108.9	99.7	-11.1	109.2	11.0	125.1	101.7	-12.4	123.0	20.0					
1993 11	118.0	107.3	-11.5	110.0	15.2	137.4	113.2	-3.6	121.4	15.8					
1993 12	145.2	134.7	-9.8	107.8	7.3	141.5	114.6	-5.5	123.5	7.9					

NACE-CLIO R44 23:
BUEROMASCHINEN,
DATENVERARBEITUNGSGER
AETE USW.

NACE-CLIO R44 23:
OFFICE AND DATA
PROCESSING
MACHINES;PRECISION
AND OPTICAL
INSTRUMENTS

NACE-CLIO R44 23:
MACH.DE BUR.ET POUR
TRAITEMENT
INFORMAT.,INSTR.DE
PRECIS.,D'OPTIQUE ET SIM

	Intra-EU Intra-EU Intra-UE					Extra-EU Extra-EU Extra-UE									
	VAL	VOL	VOL Δ%	UV	UV Δ%	VAL	VOL	VOL Δ%	UV	UV Δ%					
	Monatliche Indizes					Monthly Indices					Indices mensuels				
1990 1	90.1	90.4	9.8	99.7	5.2	92.2	90.8	1.0	101.5	4.0					
1990 2	95.5	96.9	11.9	98.6	4.0	91.1	91.4	2.5	99.7	0.1					
1990 3	114.0	113.7	14.7	100.3	4.6	109.3	108.5	5.9	100.7	1.4					
1990 4	96.4	101.2	9.6	95.3	-6.5	94.5	99.1	7.7	95.4	-6.2					
1990 5	104.7	105.5	16.2	99.2	-0.4	100.2	101.9	14.1	98.3	-5.1					
1990 6	108.3	108.1	4.0	100.2	-0.7	106.0	104.7	-5.2	101.2	-3.2					
1990 7	100.9	97.4	5.9	103.6	3.9	104.0	103.2	7.9	100.8	-1.8					
1990 8	75.7	75.2	1.3	100.6	-4.3	86.7	87.8	4.3	98.7	-4.7					
1990 9	98.6	93.6	-9.0	105.3	2.1	91.2	87.9	-8.8	103.8	-0.1					
1990 10	105.9	108.3	2.8	97.8	-2.6	104.3	105.6	1.6	98.8	-1.8					
1990 11	104.3	106.4	-6.8	98.0	0.7	104.1	104.7	-8.9	99.4	-0.3					
1990 12	115.6	113.2	-3.2	102.1	-1.4	115.8	113.6	-6.1	101.9	-1.5					
1991 1	82.8	86.3	-4.5	96.0	-3.7	91.5	92.1	1.4	99.3	-2.2					
1991 2	87.3	89.9	-7.2	97.1	-1.5	87.3	88.9	-2.7	98.2	-1.5					
1991 3	96.3	99.6	-12.4	96.7	-3.6	95.8	96.2	-11.3	99.6	-1.1					
1991 4	95.0	96.1	-5.0	98.9	3.8	95.1	96.2	-2.9	98.9	3.7					
1991 5	88.6	90.3	-14.4	98.1	-1.1	96.1	97.7	-4.1	98.4	0.1					
1991 6	109.9	104.2	-3.6	105.5	5.3	102.5	103.0	-1.6	99.5	-1.7					
1991 7	94.6	92.1	-5.4	102.7	-0.9	103.9	102.3	-0.9	101.6	0.8					
1991 8	78.0	72.8	-3.2	107.1	6.5	90.9	89.3	1.7	101.8	3.1					
1991 9	99.1	93.2	-0.4	106.3	0.9	98.4	95.3	8.4	103.3	-0.5					
1991 10	112.7	105.8	-2.3	106.5	8.9	112.8	109.8	4.0	102.7	3.9					
1991 11	110.4	107.8	1.3	102.4	4.5	109.6	109.1	4.2	100.5	1.1					
1991 12	127.3	119.0	5.1	107.0	4.8	120.8	120.2	5.8	100.5	-1.4					
1992 1	92.1	89.6	3.8	102.8	7.1	94.4	94.8	2.9	99.6	0.3					
1992 2	99.4	98.0	9.0	101.4	4.4	102.6	103.4	16.3	99.2	1.0					
1992 3	111.7	108.3	8.7	103.1	6.6	118.0	120.0	24.7	98.3	-1.3					
1992 4	103.1	95.3	-0.8	108.2	9.4	108.3	108.2	12.5	100.1	1.2					
1992 5	96.9	91.8	1.7	105.6	7.6	109.1	105.9	8.4	103.0	4.7					
1992 6	103.6	98.4	-5.6	105.3	-0.2	109.8	108.7	5.5	101.0	1.5					
1992 7	97.8	92.1	0.0	106.2	3.4	115.8	112.5	10.0	102.9	1.3					
1992 8	73.7	69.1	-5.1	106.7	-0.4	89.9	89.7	0.4	100.2	-1.6					
1992 9	97.3	93.4	0.2	104.2	-2.0	108.4	108.7	14.1	99.7	-3.5					
1992 10	102.3	102.3	-3.3	100.0	-6.1	116.5	118.0	7.5	98.7	-3.9					
1992 11	103.5	105.2	-2.4	98.4	-3.9	111.1	114.1	4.6	97.4	-3.1					
1992 12	130.0	128.3	7.8	101.3	-5.3	142.6	141.7	17.9	100.6	0.1					
1993 1	77.8	71.8	-19.9	108.3	5.4	100.2	99.3	4.7	100.9	1.3					
1993 2	105.6	95.6	-2.4	110.5	9.0	118.4	113.7	10.0	104.1	4.9					
1993 3	122.8	110.3	1.8	111.3	8.0	138.1	132.8	10.7	104.0	5.8					
1993 4	96.6	88.5	-7.1	109.2	0.9	130.6	124.5	15.1	104.9	4.8					
1993 5	107.4	92.4	0.7	116.2	10.0	119.2	114.9	8.5	103.7	0.7					
1993 6	118.0	105.0	6.7	112.4	6.7	142.6	138.6	27.5	102.9	1.9					
1993 7	97.8	84.7	-8.0	115.5	8.8	136.0	130.5	16.0	104.2	1.3					
1993 8	85.6	73.7	6.7	116.1	8.8	123.5	122.8	36.9	100.6	0.4					
1993 9	107.7	96.5	3.3	111.6	7.1	136.5	136.0	25.1	100.4	0.7					
1993 10	118.7	103.7	1.4	114.5	14.5	149.5	146.1	23.8	102.3	3.6					
1993 11	124.9	109.6	4.2	114.0	15.9	152.3	148.4	30.1	102.6	5.3					
1993 12	147.0	137.8	7.4	106.7	5.3	178.5	170.0	20.0	105.0	4.4					

NACE-CLIO R44 25:
ELEKTROTECHNISCHE
ERZEUGNISSE

NACE-CLIO R44 25:
ELECTRICAL GOODS

NACE-CLIO R44 25:
MATERIEL ET FOURNITURES
ELECTRIQUES

	Intra-EU Intra-EU Intra-UE					Extra-EU Extra-EU Extra-UE									
	VAL	VOL	VOL Δ%	UV	UV Δ%	VAL	VOL	VOL Δ%	UV	UV Δ%					
	Jährliche Indizes					Annual Indices					Indices annuels				
1980	37.8	63.2	5.5	59.8	8.1	35.2	59.7	16.6	58.9	7.9					
1981	40.8	61.2	-3.2	66.6	11.4	43.5	61.5	3.0	70.8	20.2					
1982	45.6	63.2	3.3	72.1	8.3	47.3	60.9	-1.0	77.7	9.7					
1983	50.3	64.5	2.1	78.0	8.2	54.8	62.5	2.6	87.7	12.9					
1984	61.0	72.1	11.8	84.6	8.5	69.1	69.6	11.4	99.3	13.2					
1985	70.4	78.7	9.2	89.5	5.8	76.9	71.9	3.3	106.9	7.7					
1986	69.2	76.6	-2.7	90.3	0.9	67.1	67.3	-6.4	99.7	-6.7					
1987	75.5	82.0	7.0	92.1	2.0	75.0	77.3	14.9	97.0	-2.7					
1988	80.3	83.2	1.5	96.5	4.8	84.7	83.6	8.2	101.3	4.4					
1989	92.0	91.3	9.7	100.8	4.5	100.4	93.1	11.4	107.8	6.4					
1990	100.0	100.0	9.5	100.0	-0.8	100.0	100.0	7.4	100.0	-7.2					
1991	106.4	103.8	3.8	102.5	2.5	111.9	108.4	8.4	103.2	3.2					
1992	108.8	103.0	-0.8	105.6	3.0	111.0	104.3	-3.8	106.4	3.1					
1993	100.1	91.1	-11.6	109.9	4.1	118.2	101.0	-3.2	117.0	10.0					
	Vierteljährliche Indizes					Quarterly Indices					Indices trimestriels				
1989 1	85.2	85.0	12.0	100.2	3.1	90.6	84.0	14.8	107.8	8.8					
1989 2	93.7	93.0	12.9	100.7	4.7	100.3	92.0	12.1	109.0	9.3					
1989 3	85.2	83.3	8.0	102.3	6.3	94.9	87.6	6.8	108.3	5.4					
1989 4	105.9	105.6	10.2	100.3	3.9	106.0	99.6	3.6	106.4	3.2					
1990 1	98.0	97.0	14.1	101.0	0.8	98.6	95.3	13.5	103.5	-4.0					
1990 2	99.0	98.8	6.2	100.2	-0.5	100.4	99.7	8.4	100.7	-7.6					
1990 3	92.5	92.8	11.4	99.7	-2.5	98.1	99.6	13.7	98.5	-9.0					
1990 4	111.4	112.3	6.3	99.2	-1.1	113.1	115.5	16.0	97.9	-8.0					
1991 1	106.5	105.9	9.2	100.6	-0.4	106.0	107.2	12.5	98.9	-4.4					
1991 2	110.2	108.5	9.8	101.6	1.4	118.5	114.8	15.1	103.2	2.5					
1991 3	103.7	99.6	7.3	104.1	4.4	114.9	109.0	9.4	105.4	7.0					
1991 4	122.3	117.9	5.0	103.7	4.5	128.1	122.2	5.8	104.8	7.0					
1992 1	110.1	104.0	-1.8	105.9	5.3	109.9	102.8	-4.1	106.9	8.1					
1992 2	108.0	102.4	-5.6	105.5	3.8	111.2	103.9	-9.5	107.0	3.7					
1992 3	101.1	96.1	-3.5	105.2	1.1	105.4	101.0	-7.3	104.4	-0.9					
1992 4	124.2	117.2	-0.6	106.0	2.2	121.5	113.3	-7.3	107.2	2.3					
1993 1	88.2	81.4	-21.7	108.4	2.4	102.6	90.7	-11.8	113.1	5.8					
1993 2	92.9	84.9	-17.1	109.4	3.7	109.0	94.9	-8.7	114.9	7.4					
1993 3	87.3	79.7	-17.1	109.5	4.1	110.3	93.3	-7.6	118.2	13.2					
1993 4	110.3	98.6	-15.9	111.9	5.6	127.9	105.5	-6.9	121.2	13.1					
	Monatliche Indizes					Monthly Indices					Indices mensuels				
1989 1	80.8	80.8	31.8	100.0	3.2	88.2	82.1	30.9	107.4	8.8					
1989 2	82.7	82.7	6.2	100.0	2.8	87.2	81.3	12.9	107.3	9.3					
1989 3	92.0	91.5	3.5	100.5	3.1	96.5	88.7	4.5	108.8	8.6					
1989 4	91.3	90.9	16.7	100.4	3.8	97.8	90.5	16.6	108.1	8.4					
1989 5	89.5	89.4	7.1	100.1	4.2	99.2	91.3	11.8	108.7	8.4					
1989 6	100.2	98.8	15.3	101.4	5.8	103.9	94.3	8.3	110.2	11.1					
1989 7	89.8	87.2	13.0	103.0	7.5	93.8	85.2	10.1	110.1	7.5					
1989 8	71.3	70.4	11.6	101.3	2.6	87.8	81.9	3.9	107.2	3.4					
1989 9	94.4	92.3	1.2	102.3	8.0	103.1	95.7	6.7	107.7	5.3					
1989 10	109.1	108.6	14.9	100.5	4.6	112.0	103.8	5.9	107.9	3.9					
1989 11	107.9	107.3	10.8	100.6	4.8	109.4	103.3	5.8	105.9	3.1					
1989 12	100.7	101.0	4.9	99.7	2.5	96.4	91.7	-1.2	105.1	2.2					

EU Ausfuhr
NACE-CLIO R44 25:
ELEKTROTECHNISCHE
ERZEUGNISSE

EU Exports
NACE-CLIO R44 25:
ELECTRICAL GOODS

Exportations UE
NACE-CLIO R44 25:
MATERIEL ET FOURNITURES
ELECTRIQUES

	Intra-EU Intra-EU Intra-UE					Extra-EU Extra-EU Extra-UE									
	VAL	VOL	VOL Δ%	UV	UV Δ%	VAL	VOL	VOL Δ%	UV	UV Δ%					
	Jährliche Indizes					Annual Indices					Indices annuels				
1980	37.8	59.3	6.3	63.8	7.0	49.7	73.8	5.6	67.3	7.5					
1981	40.6	58.1	-2.0	69.8	9.4	58.5	78.7	6.6	74.3	10.4					
1982	45.8	60.8	4.6	75.4	8.0	65.7	82.3	4.6	79.8	7.4					
1983	50.9	62.4	2.6	81.5	8.1	71.4	81.2	-1.3	87.9	10.2					
1984	61.8	70.3	12.7	87.9	7.9	87.0	93.6	15.3	92.9	5.7					
1985	70.7	77.1	9.7	91.7	4.3	99.7	103.2	10.3	96.6	4.0					
1986	69.5	75.7	-1.8	91.8	0.1	88.3	92.3	-10.6	95.7	-0.9					
1987	75.3	82.3	8.7	91.5	-0.3	90.1	94.0	1.8	95.8	0.1					
1988	81.9	84.9	3.2	96.5	5.5	87.5	88.3	-6.1	99.1	3.4					
1989	93.1	92.1	8.5	101.1	4.8	97.1	94.3	6.8	103.0	3.9					
1990	100.0	100.0	8.6	100.0	-1.1	100.0	100.0	6.0	100.0	-2.9					
1991	105.8	104.8	4.8	101.0	1.0	107.4	106.5	6.5	100.8	0.8					
1992	111.4	108.6	3.6	102.6	1.6	115.1	110.4	3.7	104.3	3.5					
1993	117.9	107.8	-0.7	109.4	6.6	133.5	121.4	10.0	110.0	5.5					
	Vierteljährliche Indizes					Quarterly Indices					Indices trimestriels				
1989 1	88.5	88.1	12.7	100.4	4.8	91.2	89.0	9.9	102.5	6.9					
1989 2	94.0	92.0	8.4	102.2	6.0	98.1	94.0	12.2	104.4	5.0					
1989 3	85.8	84.4	6.8	101.7	4.8	94.4	91.9	6.1	102.7	1.4					
1989 4	104.6	104.4	7.0	100.2	3.4	110.1	107.5	8.8	102.4	2.7					
1990 1	97.8	96.4	9.4	101.5	1.1	99.3	98.1	10.2	101.2	-1.3					
1990 2	98.2	98.7	7.3	99.5	-2.6	96.3	96.8	3.0	99.5	-4.7					
1990 3	92.7	92.2	9.2	100.5	-1.2	95.8	96.0	4.5	99.8	-2.8					
1990 4	111.6	113.0	8.2	98.8	-1.4	109.0	109.4	1.8	99.6	-2.7					
1991 1	108.1	107.6	11.6	100.5	-1.0	106.1	107.1	9.2	99.1	-2.1					
1991 2	110.5	109.6	11.0	100.8	1.3	109.1	109.5	13.1	99.6	0.1					
1991 3	102.2	100.0	8.5	102.2	1.7	111.2	108.0	12.5	103.0	3.2					
1991 4	121.8	120.8	6.9	100.8	2.0	125.8	123.9	13.3	101.5	1.9					
1992 1	113.0	111.3	3.4	101.5	1.0	109.5	105.2	-1.8	104.1	5.0					
1992 2	110.0	107.9	-1.6	101.9	1.1	113.2	108.0	-1.4	104.8	5.2					
1992 3	105.8	102.1	2.1	103.6	1.4	116.6	112.0	3.7	104.1	1.1					
1992 4	124.4	120.3	-0.4	103.4	2.6	134.6	129.2	4.3	104.2	2.7					
1993 1	107.3	99.1	-11.0	108.3	6.7	107.5	97.9	-6.9	109.8	5.5					
1993 2	103.9	94.0	-12.9	110.5	8.4	118.4	107.8	-0.2	109.8	4.8					
1993 3	103.4	94.9	-7.1	109.0	5.2	125.6	115.0	2.7	109.2	4.9					
1993 4	128.4	116.9	-2.8	109.8	6.2	150.2	135.2	4.6	111.1	6.6					
	Monatliche Indizes					Monthly Indices					Indices mensuels				
1989 1	81.4	81.2	23.0	100.2	7.2	88.1	86.3	26.5	102.1	8.7					
1989 2	88.1	87.5	10.1	100.7	4.7	86.4	83.4	3.7	103.6	7.2					
1989 3	96.0	95.7	7.3	100.3	3.4	99.2	97.4	3.3	101.8	5.2					
1989 4	91.7	89.8	7.7	102.1	6.0	94.4	88.8	8.8	106.3	7.9					
1989 5	87.1	85.5	1.9	101.9	5.7	90.7	87.9	5.3	103.2	4.5					
1989 6	102.9	100.5	14.9	102.4	6.2	109.1	105.2	22.0	103.7	3.0					
1989 7	89.9	88.4	10.4	101.7	4.3	95.7	92.8	7.8	103.1	0.5					
1989 8	70.4	69.6	7.6	101.1	3.7	91.3	88.3	5.9	103.4	2.0					
1989 9	97.3	95.3	3.4	102.1	6.1	96.4	94.7	4.9	101.8	1.8					
1989 10	106.7	107.6	11.6	99.2	2.6	107.3	104.8	7.2	102.4	3.7					
1989 11	105.7	105.7	4.4	100.0	3.5	107.9	106.5	13.1	101.3	0.5					
1989 12	101.3	99.8	4.7	101.5	4.1	115.2	111.3	6.6	103.5	3.9					

EU Einfuhr
NACE-CLIO R44 25:
ELEKTROTECHNISCHE
ERZEUGNISSE

EU Imports
NACE-CLIO R44 25:
ELECTRICAL GOODS

Importations UE
NACE-CLIO R44 25:
MATERIEL ET FOURNITURES
ELECTRIQUES

	Intra-EU Intra-EU Intra-UE					Extra-EU Extra-EU Extra-UE									
	VAL	VOL	VOL Δ%	UV	UV Δ%	VAL	VOL	VOL Δ%	UV	UV Δ%					
	Monatliche Indizes					Monthly Indices					Indices mensuels				
1990 1	94.6	93.2	15.3	101.5	1.5	99.7	96.4	17.4	103.4	-3.7					
1990 2	91.5	91.0	10.0	100.5	0.5	91.0	87.8	8.0	103.6	-3.4					
1990 3	107.9	106.8	16.7	101.0	0.5	105.4	101.6	14.5	103.7	-4.7					
1990 4	97.1	96.6	6.3	100.5	0.1	99.0	97.3	7.5	101.7	-5.9					
1990 5	102.9	103.1	15.3	99.8	-0.3	104.9	104.7	14.7	100.2	-7.8					
1990 6	97.2	96.8	-2.0	100.4	-1.0	97.2	97.2	3.1	100.0	-9.3					
1990 7	99.2	99.1	13.6	100.1	-2.8	97.7	96.8	13.6	100.9	-8.4					
1990 8	79.9	80.2	13.9	99.6	-1.7	94.4	97.0	18.4	97.3	-9.2					
1990 9	98.6	99.2	7.5	99.4	-2.8	102.4	105.1	9.8	97.4	-9.6					
1990 10	114.6	115.5	6.4	99.2	-1.3	120.9	123.9	19.4	97.6	-9.5					
1990 11	117.6	118.9	10.8	98.9	-1.7	119.7	122.1	18.2	98.0	-7.5					
1990 12	101.9	102.4	1.4	99.5	-0.2	98.6	100.6	9.7	98.0	-6.8					
1991 1	106.5	107.0	14.8	99.5	-2.0	109.6	111.4	15.6	98.4	-4.8					
1991 2	103.6	102.7	12.9	100.9	0.4	100.4	102.2	16.4	98.2	-5.2					
1991 3	109.7	108.1	1.2	101.5	0.5	107.9	107.9	6.2	100.0	-3.6					
1991 4	109.7	109.2	13.0	100.5	0.0	124.6	121.3	24.7	102.7	1.0					
1991 5	112.3	110.2	6.9	101.9	2.1	119.1	115.3	10.1	103.3	3.1					
1991 6	108.7	106.2	9.7	102.4	2.0	111.8	107.7	10.8	103.8	3.8					
1991 7	116.5	111.9	12.9	104.1	4.0	118.4	112.1	15.8	105.6	4.7					
1991 8	82.0	78.7	-1.9	104.2	4.6	103.9	97.5	0.5	106.6	9.6					
1991 9	112.5	108.3	9.2	103.9	4.5	122.4	117.4	11.7	104.3	7.1					
1991 10	129.0	123.1	6.6	104.8	5.6	140.0	133.3	7.6	105.0	7.6					
1991 11	123.6	120.2	1.1	102.8	3.9	132.2	126.4	3.5	104.6	6.7					
1991 12	114.4	110.5	7.9	103.5	4.0	112.0	106.9	6.3	104.8	6.9					
1992 1	103.9	98.0	-8.4	106.0	6.5	106.3	100.9	-9.4	105.4	7.1					
1992 2	108.8	103.7	1.0	104.9	4.0	104.7	98.1	-4.0	106.7	8.7					
1992 3	117.7	110.3	2.0	106.7	5.1	118.8	109.5	1.5	108.5	8.5					
1992 4	111.6	105.3	-3.6	106.0	5.5	115.0	107.3	-11.5	107.2	4.4					
1992 5	104.8	99.3	-9.9	105.5	3.5	108.9	102.1	-11.4	106.7	3.3					
1992 6	107.6	102.6	-3.4	104.9	2.4	109.6	102.5	-4.8	106.9	3.0					
1992 7	111.0	105.1	-6.1	105.6	1.4	112.3	106.1	-5.4	105.8	0.2					
1992 8	79.6	75.6	-3.9	105.3	1.1	89.4	85.8	-12.0	104.2	-2.3					
1992 9	112.7	107.7	-0.6	104.6	0.7	114.7	111.1	-5.4	103.2	-1.1					
1992 10	127.1	120.9	-1.8	105.1	0.3	123.0	116.9	-12.3	105.2	0.2					
1992 11	121.2	114.3	-4.9	106.0	3.1	120.2	112.9	-10.7	106.5	1.8					
1992 12	124.6	116.3	5.2	107.1	3.5	121.1	110.1	3.0	110.0	5.0					
1993 1	79.3	73.8	-24.7	107.5	1.4	96.4	87.0	-13.8	110.8	5.1					
1993 2	87.8	81.4	-21.5	107.9	2.9	97.7	86.8	-11.5	112.6	5.5					
1993 3	97.7	89.1	-19.2	109.7	2.8	113.4	98.2	-10.3	115.5	6.5					
1993 4	95.6	88.2	-16.2	108.4	2.3	110.5	95.2	-11.3	116.1	8.3					
1993 5	86.1	78.8	-20.6	109.3	3.6	101.8	89.7	-12.1	113.5	6.4					
1993 6	96.8	87.7	-14.5	110.4	5.2	114.7	99.7	-2.7	115.0	7.6					
1993 7	88.5	81.0	-22.9	109.3	3.5	108.0	91.1	-14.1	118.6	12.1					
1993 8	72.9	66.7	-11.8	109.3	3.8	102.2	87.7	2.2	116.5	11.8					
1993 9	100.6	91.5	-15.0	109.9	5.1	120.6	101.0	-9.1	119.4	15.7					
1993 10	107.9	97.2	-19.6	111.0	5.6	123.3	102.2	-12.6	120.6	14.6					
1993 11	107.3	95.3	-16.6	112.6	6.2	133.8	111.9	-0.9	119.6	12.3					
1993 12	115.7	103.1	-11.3	112.2	4.8	126.4	102.3	-7.1	123.6	12.4					

NACE-CLIO R44 25:
ELEKTROTECHNISCHE
ERZEUGNISSE

NACE-CLIO R44 25:
ELECTRICAL GOODS

NACE-CLIO R44 25:
MATERIEL ET FOURNITURES
ELECTRIQUES

	Intra-EU Intra-EU Intra-UE					Extra-EU Extra-EU Extra-UE									
	VAL	VOL	VOL Δ%	UV	UV Δ%	VAL	VOL	VOL Δ%	UV	UV Δ%					
	Monatliche Indizes					Monthly Indices					Indices mensuels				
1990 1	93.4	92.1	13.4	101.4	1.2	95.0	94.6	9.6	100.4	-1.7					
1990 2	91.5	90.0	2.9	101.7	1.0	93.3	91.1	9.2	102.4	-1.2					
1990 3	108.3	106.9	11.7	101.3	1.0	109.4	108.5	11.4	100.8	-1.0					
1990 4	93.9	94.7	5.5	99.2	-2.8	89.9	91.2	2.7	98.6	-7.2					
1990 5	98.9	98.9	15.7	100.0	-1.9	100.1	99.7	13.4	100.4	-2.7					
1990 6	101.8	102.5	2.0	99.3	-3.0	99.1	99.6	-5.3	99.5	-4.1					
1990 7	98.8	98.1	11.0	100.7	-1.0	106.8	106.7	15.0	100.1	-2.9					
1990 8	78.6	77.8	11.8	101.0	-0.1	92.3	91.9	4.1	100.4	-2.9					
1990 9	100.4	100.6	5.6	99.8	-2.3	88.4	89.3	-5.7	99.0	-2.8					
1990 10	118.2	119.2	10.8	99.2	0.0	110.3	109.5	4.5	100.7	-1.7					
1990 11	113.3	115.6	9.4	98.0	-2.0	108.1	108.6	2.0	99.5	-1.8					
1990 12	103.5	104.2	4.4	99.3	-2.2	108.4	110.0	-1.2	98.5	-4.8					
1991 1	103.3	102.9	11.7	100.4	-1.0	109.2	110.9	17.2	98.5	-1.9					
1991 2	106.3	106.7	18.6	99.6	-2.1	99.4	100.2	10.0	99.2	-3.1					
1991 3	114.7	113.3	6.0	101.2	-0.1	109.5	110.1	1.5	99.5	-1.3					
1991 4	112.7	112.1	18.4	100.5	1.3	109.0	109.0	19.5	100.0	1.4					
1991 5	108.2	108.2	9.4	100.0	0.0	108.4	110.2	10.5	98.4	-2.0					
1991 6	110.3	108.5	5.9	101.7	2.4	109.7	109.2	9.6	100.5	1.0					
1991 7	115.0	112.5	14.7	102.2	1.5	124.3	120.3	12.7	103.3	3.2					
1991 8	82.0	79.5	2.2	103.2	2.2	104.0	100.7	9.6	103.3	2.9					
1991 9	109.6	108.0	7.4	101.5	1.7	105.3	103.0	15.3	102.2	3.2					
1991 10	128.9	128.0	7.4	100.7	1.5	127.7	125.3	14.4	101.9	1.2					
1991 11	122.8	121.9	5.4	100.7	2.8	120.9	119.1	9.7	101.5	2.0					
1991 12	113.6	112.4	7.9	101.1	1.8	128.8	127.4	15.8	101.1	2.6					
1992 1	107.5	105.2	2.2	102.2	1.8	103.8	100.7	-9.2	103.1	4.7					
1992 2	111.7	110.9	3.9	100.7	1.1	106.8	102.7	2.5	104.0	4.8					
1992 3	119.7	117.7	3.9	101.7	0.5	117.9	112.2	1.9	105.1	5.6					
1992 4	113.7	111.7	-0.4	101.8	1.3	121.4	114.5	5.0	106.0	6.0					
1992 5	108.5	106.6	-1.5	101.8	1.8	107.4	100.7	-8.6	106.7	8.4					
1992 6	107.6	105.5	-2.8	102.0	0.3	110.8	108.7	-0.5	101.9	1.4					
1992 7	115.9	111.0	-1.3	104.4	2.2	127.0	120.4	0.1	105.5	2.1					
1992 8	80.4	78.6	-1.1	102.3	-0.9	102.1	99.9	-0.8	102.2	-1.1					
1992 9	120.9	116.7	8.1	103.6	2.1	120.6	115.7	12.3	104.2	2.0					
1992 10	130.1	125.2	-2.2	103.9	3.2	130.2	125.6	0.2	103.7	1.8					
1992 11	124.5	120.8	-0.9	103.1	2.4	123.9	119.8	0.6	103.4	1.9					
1992 12	118.5	114.9	2.2	103.1	2.0	149.5	142.1	11.5	105.2	4.1					
1993 1	103.1	96.3	-8.5	107.1	4.8	90.1	80.9	-19.7	111.4	8.1					
1993 2	103.2	95.5	-13.9	108.1	7.3	107.1	97.6	-5.0	109.7	5.5					
1993 3	115.5	105.5	-10.4	109.5	7.7	125.3	115.3	2.8	108.7	3.4					
1993 4	100.7	90.3	-19.2	111.5	9.5	113.0	103.3	-9.8	109.4	3.2					
1993 5	98.8	90.7	-14.9	108.9	7.0	105.2	96.6	-4.1	108.9	2.1					
1993 6	112.1	101.0	-4.3	111.0	8.8	136.7	123.4	13.5	110.8	8.7					
1993 7	107.7	98.6	-11.2	109.2	4.6	135.9	124.7	3.6	109.0	3.3					
1993 8	84.0	76.5	-2.7	109.8	7.3	116.7	107.6	7.7	108.5	6.2					
1993 9	118.7	109.7	-6.0	108.2	4.4	124.1	112.7	-2.6	110.1	5.7					
1993 10	124.7	114.0	-8.9	109.4	5.3	140.2	127.0	1.1	110.4	6.5					
1993 11	130.8	119.3	-1.2	109.6	6.3	149.1	132.4	10.5	112.6	8.9					
1993 12	129.5	117.3	2.1	110.4	7.1	161.4	146.2	2.9	110.4	4.9					

NACE-CLIO R44 27:
KRAFTWAGEN U. DEREN
EINZELTEILE

NACE-CLIO R44 27:
MOTOR VEHICLES

NACE-CLIO R44 27:
VEHICULES ET MOTEURS
AUTOMOBILES

	Intra-EU Intra-EU Intra-UE					Extra-EU Extra-EU Extra-UE									
	VAL	VOL	VOL Δ%	UV	UV Δ%	VAL	VOL	VOL Δ%	UV	UV Δ%					
	Jährliche Indizes					Annual Indices					Indices annuels				
1980	34.8	67.8	-8.9	51.3	7.8	25.8	50.6	6.3	50.9	6.0					
1981	37.7	67.9	0.1	55.5	8.2	29.9	49.7	-1.8	60.2	18.3					
1982	43.7	72.4	6.6	60.3	8.6	34.2	52.9	6.4	64.6	7.3					
1983	47.4	72.5	0.1	65.4	8.5	42.6	59.6	12.7	71.5	10.7					
1984	49.6	71.9	-0.8	69.0	5.5	51.7	66.4	11.4	77.9	9.0					
1985	56.5	76.3	6.1	74.0	7.2	59.0	72.1	8.6	81.8	5.0					
1986	64.6	81.4	6.7	79.4	7.3	70.7	83.5	15.8	84.7	3.5					
1987	74.0	89.6	10.1	82.6	4.0	76.5	87.8	5.1	87.1	2.8					
1988	77.4	86.8	-3.1	89.2	8.0	87.9	91.9	4.7	95.6	9.8					
1989	91.9	97.3	12.1	94.4	5.8	97.7	98.4	7.1	99.3	3.9					
1990	100.0	100.0	2.8	100.0	5.9	100.0	100.0	1.6	100.0	0.7					
1991	108.9	104.2	4.2	104.5	4.5	115.8	109.6	9.6	105.7	5.7					
1992	116.0	106.4	2.1	109.0	4.3	124.6	112.9	3.0	110.4	4.4					
1993	99.0	91.7	-13.8	108.0	-0.9	114.2	94.9	-15.9	120.3	9.0					
	Vierteljährliche Indizes					Quarterly Indices					Indices trimestriels				
1989 1	92.8	100.4	21.7	92.4	3.6	97.3	99.2	13.5	98.1	4.9					
1989 2	98.3	105.1	16.0	93.5	4.2	108.8	109.1	11.4	99.7	4.9					
1989 3	80.4	83.7	9.1	96.0	7.7	94.4	94.6	5.2	99.8	3.1					
1989 4	98.1	102.4	6.1	95.8	8.0	92.8	93.4	2.4	99.4	2.4					
1990 1	100.5	101.9	1.5	98.6	6.7	99.0	99.2	0.0	99.8	1.7					
1990 2	104.1	103.8	-1.2	100.3	7.3	105.1	106.5	-2.4	98.7	-1.0					
1990 3	88.1	87.2	4.2	101.0	5.2	95.8	95.7	1.2	100.1	0.3					
1990 4	106.5	106.3	3.8	100.2	4.6	99.8	98.3	5.2	101.5	2.1					
1991 1	108.3	105.6	3.6	102.6	4.1	109.5	106.9	7.8	102.4	2.6					
1991 2	115.9	111.1	7.0	104.3	4.0	127.1	120.2	12.9	105.7	7.1					
1991 3	96.3	91.5	4.9	105.3	4.3	117.6	109.4	14.3	107.5	7.4					
1991 4	114.6	108.4	2.0	105.7	5.5	108.9	101.4	3.2	107.4	5.8					
1992 1	121.8	112.6	6.6	108.2	5.5	130.1	119.1	11.4	109.2	6.6					
1992 2	125.0	115.7	4.1	108.0	3.5	133.5	121.1	0.7	110.2	4.3					
1992 3	100.6	91.5	0.0	109.9	4.4	117.6	106.8	-2.4	110.1	2.4					
1992 4	118.0	107.1	-1.2	110.2	4.3	119.0	106.1	4.6	112.2	4.5					
1993 1	104.5	97.2	-13.7	107.5	-0.6	116.1	99.0	-16.9	117.3	7.4					
1993 2	109.6	102.5	-11.4	106.9	-1.0	117.1	98.0	-19.1	119.5	8.4					
1993 3	83.5	76.7	-16.2	108.9	-0.9	112.8	93.1	-12.8	121.2	10.1					
1993 4	101.7	93.3	-12.9	109.0	-1.1	110.5	89.4	-15.7	123.6	10.2					
	Monatliche Indizes					Monthly Indices					Indices mensuels				
1989 1	85.3	92.8	42.5	91.9	3.5	86.2	88.5	37.0	97.4	5.8					
1989 2	91.4	99.7	14.1	91.7	3.5	101.5	103.1	15.7	98.4	6.3					
1989 3	101.5	108.6	14.3	93.5	3.9	104.6	106.2	-2.0	98.5	3.6					
1989 4	94.6	101.0	19.5	93.7	4.2	111.2	111.0	18.0	100.2	5.6					
1989 5	93.1	99.9	9.4	93.2	3.7	106.6	106.6	4.7	100.0	5.6					
1989 6	107.0	114.3	19.1	93.6	4.7	108.7	109.8	12.4	99.0	3.8					
1989 7	93.4	97.8	10.8	95.5	6.9	96.2	95.8	2.8	100.4	4.1					
1989 8	63.2	64.2	10.7	98.4	10.1	83.2	83.9	0.7	99.2	2.4					
1989 9	84.5	89.1	6.6	94.8	7.1	104.0	104.2	11.7	99.8	2.9					
1989 10	99.9	105.3	12.6	94.9	6.5	98.8	99.7	6.5	99.1	2.1					
1989 11	99.4	103.0	4.1	96.5	9.5	97.2	97.8	4.0	99.4	2.4					
1989 12	95.0	99.0	2.0	96.0	8.1	82.4	82.6	-4.1	99.8	2.9					

EU Ausfuhr
NACE-CLIO R44 27:
KRAFTWAGEN U. DEREN
EINZELTEILE

EU Exports
NACE-CLIO R44 27:
MOTOR VEHICLES

Exportations UE
NACE-CLIO R44 27:
VEHICULES ET MOTEURS
AUTOMOBILES

	Intra-EU Intra-EU Intra-UE					Extra-EU Extra-EU Extra-UE									
	VAL	VOL	VOL Δ%	UV	UV Δ%	VAL	VOL	VOL Δ%	UV	UV Δ%					
	Jährliche Indizes					Annual Indices					Indices annuels				
1980	35.9	67.9	-9.0	52.8	9.1	56.1	112.7	1.1	49.8	9.0					
1981	37.3	65.4	-3.7	57.0	8.0	67.5	121.4	7.7	55.6	11.6					
1982	43.8	70.0	7.0	62.6	9.8	74.3	119.2	-1.8	62.3	12.1					
1983	47.3	69.5	-0.7	68.0	8.6	76.7	113.2	-5.0	67.8	8.8					
1984	49.1	68.2	-1.9	72.0	5.9	89.2	123.4	9.0	72.3	6.6					
1985	55.7	72.1	5.7	77.3	7.4	100.4	130.2	5.5	77.1	6.6					
1986	64.5	78.5	8.9	82.2	6.3	98.4	120.3	-7.6	81.8	6.1					
1987	72.6	84.7	7.9	85.7	4.3	100.0	115.2	-4.2	86.8	6.1					
1988	77.1	86.3	1.9	89.3	4.2	91.1	101.0	-12.3	90.2	3.9					
1989	92.4	96.9	12.3	95.4	6.8	96.6	99.9	-1.1	96.7	7.2					
1990	100.0	100.0	3.2	100.0	4.8	100.0	100.0	0.1	100.0	3.4					
1991	106.4	102.7	2.7	103.6	3.6	92.6	89.6	-10.4	103.4	3.4					
1992	112.7	104.1	1.4	108.3	4.5	94.1	87.8	-2.0	107.2	3.7					
1993	97.4	87.0	-16.4	111.9	3.3	107.8	96.0	9.3	112.3	4.8					
	Vierteljährliche Indizes					Quarterly Indices					Indices trimestriels				
1989 1	93.7	100.7	20.9	93.0	5.7	94.3	99.4	0.1	94.9	8.3					
1989 2	100.1	105.1	12.6	95.2	7.1	100.8	104.3	10.8	96.6	7.7					
1989 3	77.4	80.1	9.3	96.6	7.0	87.3	89.9	9.8	97.1	5.4					
1989 4	97.3	100.3	5.4	97.0	7.8	110.0	112.1	-8.8	98.1	7.3					
1990 1	102.9	104.4	3.7	98.6	6.0	106.4	106.9	7.5	99.5	4.8					
1990 2	103.9	103.6	-1.4	100.3	5.4	104.1	103.6	-0.7	100.5	4.0					
1990 3	85.2	84.5	5.5	100.8	4.3	90.5	89.7	-0.2	100.9	3.9					
1990 4	109.5	109.1	8.8	100.4	3.5	99.3	100.0	-10.8	99.3	1.2					
1991 1	106.9	104.2	-0.2	102.6	4.1	88.1	86.3	-19.3	102.1	2.6					
1991 2	113.5	110.0	6.2	103.2	2.9	88.1	85.7	-17.3	102.8	2.3					
1991 3	90.9	87.4	3.4	104.0	3.2	89.1	84.9	-5.4	104.9	4.0					
1991 4	114.1	109.0	-0.1	104.7	4.3	105.5	101.4	1.4	104.0	4.7					
1992 1	121.8	114.0	9.4	106.8	4.1	95.7	90.0	4.3	106.3	4.1					
1992 2	122.6	114.3	3.9	107.3	4.0	95.2	89.2	4.1	106.7	3.8					
1992 3	94.6	86.3	-1.3	109.6	5.4	85.5	79.8	-6.0	107.1	2.1					
1992 4	112.1	102.1	-6.3	109.8	4.9	105.3	96.9	-4.4	108.7	4.5					
1993 1	97.6	87.8	-23.0	111.2	4.1	92.2	84.1	-6.6	109.6	3.1					
1993 2	104.8	94.5	-17.3	110.9	3.4	106.9	96.3	8.0	111.0	4.0					
1993 3	80.0	70.7	-18.1	113.2	3.3	96.1	83.2	4.3	115.5	7.8					
1993 4	105.0	93.4	-8.5	112.4	2.4	136.1	120.3	24.1	113.1	4.0					
	Monatliche Indizes					Monthly Indices					Indices mensuels				
1989 1	88.7	95.8	38.2	92.6	6.8	82.7	88.6	4.9	93.3	7.5					
1989 2	91.4	98.6	21.9	92.7	4.6	97.0	101.4	0.9	95.7	9.6					
1989 3	101.1	107.8	8.1	93.8	6.1	103.2	108.2	-4.2	95.4	7.9					
1989 4	96.4	102.0	17.5	94.5	5.8	101.0	105.2	15.9	96.0	7.0					
1989 5	93.7	98.2	7.9	95.4	6.8	94.6	98.2	8.0	96.3	7.4					
1989 6	110.0	115.2	12.8	95.5	8.3	107.0	109.7	9.2	97.5	8.8					
1989 7	85.7	88.6	9.8	96.7	7.4	92.8	95.4	17.8	97.3	4.3					
1989 8	54.5	55.4	11.7	98.4	7.3	75.3	77.5	3.1	97.2	5.9					
1989 9	91.9	96.2	7.2	95.5	6.3	93.6	96.6	8.1	96.9	6.1					
1989 10	99.6	103.0	11.1	96.7	7.7	106.9	109.3	9.1	97.8	6.2					
1989 11	101.1	104.9	6.7	96.4	7.5	111.8	114.4	0.4	97.7	8.3					
1989 12	91.0	93.0	-1.8	97.9	8.2	111.7	112.8	-27.0	99.0	8.0					

NACE-CLIO R44 27:
KRAFTWAGEN U. DEREN
EINZELTEILE

NACE-CLIO R44 27:
MOTOR VEHICLES

NACE-CLIO R44 27:
VEHICULES ET MOTEURS
AUTOMOBILES

	Intra-EU Intra-EU Intra-UE					Extra-EU Extra-EU Extra-UE					
	VAL	VOL	VOL Δ%	UV	UV Δ%	VAL	VOL	VOL Δ%	UV	UV Δ%	
	Monatliche Indizes			Monthly Indices			Indices mensuels				
1990 1	94.3	96.9	4.4	97.3	5.9	85.8	85.6	-3.3	100.2	2.9	
1990 2	98.9	100.2	0.5	98.7	7.6	98.6	98.7	-4.3	99.9	1.5	
1990 3	108.2	108.7	0.1	99.5	6.4	112.6	113.2	6.6	99.5	1.0	
1990 4	101.7	102.7	1.7	99.0	5.7	105.3	107.6	-3.1	97.9	-2.3	
1990 5	104.8	104.1	4.2	100.7	8.0	108.4	110.2	3.4	98.4	-1.6	
1990 6	105.6	104.5	-8.6	101.1	8.0	101.7	101.8	-7.3	99.9	0.9	
1990 7	103.7	101.9	4.2	101.8	6.6	101.7	99.6	4.0	102.1	1.7	
1990 8	68.9	67.7	5.5	101.7	3.4	85.4	86.9	3.6	98.3	-0.9	
1990 9	91.5	91.8	3.0	99.7	5.2	100.6	100.8	-3.3	99.8	0.0	
1990 10	111.5	111.3	5.7	100.2	5.6	111.1	110.8	11.1	100.3	1.2	
1990 11	111.8	112.1	8.8	99.7	3.3	102.0	99.6	1.8	102.4	3.0	
1990 12	96.6	95.6	-3.4	101.0	5.2	86.2	84.5	2.3	102.0	2.2	
1991 1	107.1	104.7	8.0	102.3	5.1	103.9	102.3	19.5	101.6	1.4	
1991 2	106.0	104.2	4.0	101.7	3.0	105.6	103.6	5.0	101.9	2.0	
1991 3	111.9	107.8	-0.8	103.8	4.3	118.9	114.8	1.4	103.6	4.1	
1991 4	116.1	111.4	8.5	104.2	5.3	129.4	123.6	14.9	104.7	6.9	
1991 5	111.2	106.7	2.5	104.2	3.5	122.8	115.1	4.4	106.7	8.4	
1991 6	120.4	115.2	10.2	104.5	3.4	128.7	121.8	19.6	105.7	5.8	
1991 7	125.8	120.4	18.2	104.5	2.7	135.8	128.0	28.5	106.1	3.9	
1991 8	63.9	59.5	-12.1	107.4	5.6	103.3	95.6	10.0	108.1	10.0	
1991 9	99.3	94.5	2.9	105.1	5.4	113.7	104.6	3.8	108.7	8.9	
1991 10	121.6	115.9	4.1	104.9	4.7	113.8	107.0	-3.4	106.4	6.1	
1991 11	113.3	107.9	-3.7	105.0	5.3	110.0	103.4	3.8	106.4	3.9	
1991 12	108.6	101.3	6.0	107.2	6.1	102.6	93.7	10.9	109.5	7.4	
1992 1	111.2	103.0	-1.6	108.0	5.6	110.9	102.5	0.2	108.2	6.5	
1992 2	120.9	111.5	7.0	108.4	6.6	130.2	118.8	14.7	109.6	7.6	
1992 3	133.4	123.3	14.4	108.2	4.2	149.2	136.0	18.5	109.7	5.9	
1992 4	129.2	119.7	7.5	107.9	3.6	144.8	131.8	6.6	109.9	5.0	
1992 5	119.5	110.3	3.4	108.3	3.9	124.8	112.9	-1.9	110.5	3.6	
1992 6	126.2	117.1	1.6	107.8	3.2	130.6	118.6	-2.6	110.1	4.2	
1992 7	123.0	112.3	-6.7	109.5	4.8	140.0	125.6	-1.9	111.5	5.1	
1992 8	67.9	61.2	2.9	111.0	3.4	97.8	89.1	-6.8	109.8	1.6	
1992 9	110.6	100.9	6.8	109.6	4.3	114.8	105.6	1.0	108.7	0.0	
1992 10	123.5	112.6	-2.8	109.7	4.6	134.4	120.3	12.4	111.7	5.0	
1992 11	119.1	108.0	0.1	110.3	5.0	118.6	105.3	1.8	112.6	5.8	
1992 12	111.5	100.6	-0.7	110.8	3.4	104.3	92.9	-0.9	112.3	2.6	
1993 1	90.9	86.1	-16.4	105.6	-2.2	92.4	80.7	-21.3	114.5	5.8	
1993 2	103.0	94.3	-15.4	109.2	0.7	115.5	99.0	-16.7	116.7	6.5	
1993 3	119.4	111.2	-9.8	107.4	-0.7	140.4	117.3	-13.8	119.7	9.1	
1993 4	114.2	107.2	-10.4	106.5	-1.3	123.4	103.2	-21.7	119.6	8.8	
1993 5	100.9	93.9	-14.9	107.5	-0.7	108.7	90.5	-19.8	120.1	8.7	
1993 6	113.5	106.2	-9.3	106.9	-0.8	119.2	100.3	-15.4	118.8	7.9	
1993 7	96.8	89.2	-20.6	108.5	-0.9	106.3	87.7	-30.2	121.2	8.7	
1993 8	53.8	48.3	-21.1	111.3	0.3	102.2	85.3	-4.3	119.8	9.1	
1993 9	100.0	92.5	-8.3	108.1	-1.4	130.0	106.3	0.7	122.3	12.5	
1993 10	102.8	95.3	-15.4	107.9	-1.6	115.9	93.9	-21.9	123.4	10.5	
1993 11	100.1	91.1	-15.6	109.9	-0.4	107.4	86.3	-18.0	124.5	10.6	
1993 12	102.3	93.6	-7.0	109.3	-1.4	107.9	87.9	-5.4	122.8	9.3	

NACE-CLIO R44 27:
KRAFTWAGEN U. DEREN
EINZELTEILE

NACE-CLIO R44 27:
MOTOR VEHICLES

NACE-CLIO R44 27:
VEHICULES ET MOTEURS
AUTOMOBILES

	Intra-EU Intra-EU Intra-UE					Extra-EU Extra-EU Extra-UE									
	VAL	VOL	VOL Δ%	UV	UV Δ%	VAL	VOL	VOL Δ%	UV	UV Δ%					
	Monatliche Indizes					Monthly indices					Indices mensuels				
1990 1	101.0	102.6	7.1	98.4	6.3	98.8	99.2	12.0	99.6	6.8					
1990 2	97.1	98.7	0.1	98.4	6.1	103.6	104.2	2.8	99.4	3.9					
1990 3	110.7	111.8	3.7	99.0	5.5	116.5	117.2	8.3	99.4	4.2					
1990 4	97.9	98.1	-3.8	99.8	5.6	104.1	103.5	-1.6	100.6	4.8					
1990 5	105.1	104.8	6.7	100.3	5.1	108.5	108.1	10.1	100.4	4.3					
1990 6	108.5	107.9	-6.3	100.6	5.3	99.8	99.1	-9.7	100.7	3.3					
1990 7	98.2	96.7	9.1	101.6	5.1	99.9	96.9	1.6	103.1	6.0					
1990 8	61.3	60.2	8.7	101.8	3.5	80.0	78.5	1.3	101.9	4.8					
1990 9	96.2	96.7	0.5	99.5	4.2	91.6	93.8	-2.9	97.7	0.8					
1990 10	114.8	115.1	11.7	99.7	3.1	110.8	112.0	2.5	98.9	1.1					
1990 11	112.2	112.1	6.9	100.1	3.8	98.8	100.0	-12.6	98.8	1.1					
1990 12	101.5	100.1	7.6	101.4	3.6	88.2	88.1	-21.9	100.1	1.1					
1991 1	109.5	106.4	3.7	102.9	4.6	85.8	85.5	-13.8	100.3	0.7					
1991 2	103.1	101.1	2.4	102.0	3.7	85.0	82.9	-20.4	102.5	3.1					
1991 3	108.3	105.2	-5.9	102.9	3.9	93.5	90.5	-22.8	103.3	3.9					
1991 4	113.7	109.9	12.0	103.5	3.7	91.4	88.7	-14.3	103.0	2.4					
1991 5	109.7	106.5	1.6	103.0	2.7	87.5	85.1	-21.3	102.8	2.4					
1991 6	117.0	113.7	5.4	102.9	2.3	85.7	83.4	-15.8	102.8	2.1					
1991 7	112.1	106.8	10.4	105.0	3.3	95.0	89.5	-7.6	106.2	3.0					
1991 8	56.7	55.0	-8.6	103.0	1.2	75.1	71.3	-9.2	105.3	3.3					
1991 9	104.0	100.3	3.7	103.7	4.2	97.3	94.1	0.3	103.4	5.8					
1991 10	122.7	119.0	3.4	103.1	3.4	106.8	103.7	-7.4	103.0	4.1					
1991 11	111.4	106.3	-5.2	104.8	4.7	102.2	98.5	-1.5	103.8	5.1					
1991 12	108.3	101.9	1.8	106.3	4.8	107.2	102.0	15.8	105.1	5.0					
1992 1	113.2	106.5	0.1	106.3	3.3	89.3	84.5	-1.2	105.7	5.4					
1992 2	120.7	112.9	11.7	106.9	4.8	96.2	90.5	9.2	106.3	3.7					
1992 3	131.2	122.5	16.4	107.1	4.1	101.6	95.1	5.1	106.8	3.4					
1992 4	124.8	116.9	6.4	106.8	3.2	99.1	92.0	3.7	107.7	4.6					
1992 5	118.4	110.8	4.0	106.9	3.8	93.5	88.2	3.6	106.0	3.1					
1992 6	124.5	115.1	1.2	108.2	5.2	93.0	87.4	4.8	106.4	3.5					
1992 7	111.2	101.6	-4.9	109.4	4.2	93.9	87.3	-2.5	107.6	1.3					
1992 8	57.0	50.5	-8.2	112.8	9.5	64.4	60.4	-15.3	106.6	1.2					
1992 9	115.7	106.8	6.5	108.3	4.4	98.1	91.6	-2.7	107.1	3.6					
1992 10	122.4	111.9	-6.0	109.4	6.1	112.9	105.1	1.4	107.4	4.3					
1992 11	113.7	103.3	-2.8	110.1	5.1	96.9	89.1	-9.5	108.8	4.8					
1992 12	100.2	91.0	-10.7	110.1	3.6	106.2	96.5	-5.4	110.0	4.7					
1993 1	80.4	73.9	-30.6	108.8	2.4	69.9	65.2	-22.8	107.2	1.4					
1993 2	102.1	91.2	-19.2	112.0	4.8	90.6	82.0	-9.4	110.5	4.0					
1993 3	110.2	98.3	-19.8	112.1	4.7	116.1	105.2	10.6	110.4	3.4					
1993 4	109.8	98.7	-15.6	111.2	4.1	104.8	95.9	4.2	109.3	1.5					
1993 5	97.4	88.5	-20.1	110.0	2.9	99.8	89.9	1.9	111.0	4.7					
1993 6	107.2	96.1	-16.5	111.6	3.1	116.1	103.0	17.8	112.7	5.9					
1993 7	88.8	78.7	-22.5	112.8	3.1	102.6	90.2	3.3	113.7	5.7					
1993 8	49.0	42.5	-15.8	115.3	2.2	78.5	66.9	10.8	117.4	10.1					
1993 9	102.4	91.0	-14.8	112.5	3.9	107.2	92.5	1.0	115.9	8.2					
1993 10	109.7	97.5	-12.9	112.5	2.8	134.2	117.8	12.1	113.9	6.1					
1993 11	103.6	91.4	-11.5	113.4	3.0	135.3	120.3	35.0	112.5	3.4					
1993 12	101.5	91.2	0.2	111.3	1.1	138.3	122.6	27.0	112.8	2.5					

NACE-CLIO R44 29:
FAHRZEUGE (OHNE
KRAFTWAGEN)

NACE-CLIO R44 29:
OTHER TRANSPORT
EQUIPMENT

NACE-CLIO R44 29: MOYENS
DE TRANSPORT AUTRES
QUE VEHICULES
AUTOMOBILES

	Intra-EU Intra-EU Intra-UE					Extra-EU Extra-EU Extra-UE									
	VAL	VOL	VOL Δ%	UV	UV Δ%	VAL	VOL	VOL Δ%	UV	UV Δ%					
	Jährliche Indizes					Annual Indices					Indices annuels				
1980	22.5	50.0	-13.3	44.9	17.8	26.9	62.0	7.6	43.4	8.2					
1981	32.5	66.2	32.4	49.1	9.4	42.0	81.4	31.3	51.6	18.9					
1982	42.2	77.0	16.3	54.8	11.6	39.8	70.5	-13.4	56.4	9.3					
1983	43.8	72.7	-5.6	60.2	9.9	41.1	71.9	2.0	57.2	1.4					
1984	42.6	64.6	-11.1	66.0	9.6	45.8	65.4	-9.0	70.0	22.4					
1985	40.4	55.6	-13.9	72.7	10.2	43.3	54.9	-16.1	78.8	12.6					
1986	37.8	46.9	-15.6	80.7	11.0	44.0	55.5	1.1	79.3	0.6					
1987	40.7	47.5	1.3	85.7	6.2	42.2	48.8	-12.1	86.4	9.0					
1988	69.9	77.1	62.3	90.6	5.7	68.6	74.2	52.0	92.4	6.9					
1989	101.7	102.1	32.4	99.6	9.9	94.2	90.3	21.7	104.3	12.9					
1990	100.0	100.0	-2.1	100.0	0.4	100.0	100.0	10.7	100.0	-4.1					
1991	134.7	125.8	25.8	107.1	7.1	129.4	121.7	21.7	106.3	6.3					
1992	136.4	119.2	-5.2	114.4	6.8	112.4	102.4	-15.9	109.8	3.3					
1993	115.0	94.1	-21.1	122.2	6.8	127.2	100.4	-2.0	126.7	15.4					
	Vierteljährliche Indizes					Quarterly Indices					Indices trimestriels				
1989 1	99.6	100.4	81.9	99.2	10.7	102.1	97.2	29.6	105.0	15.9					
1989 2	108.7	110.0	24.7	98.8	9.8	120.8	115.3	43.2	104.8	15.9					
1989 3	86.6	85.0	31.6	101.9	11.6	87.6	83.8	28.3	104.5	11.1					
1989 4	112.6	114.0	13.1	98.8	8.2	101.2	98.3	34.1	102.9	8.3					
1990 1	112.0	115.2	14.7	97.2	-2.0	100.6	98.8	1.6	101.8	-3.0					
1990 2	87.6	88.3	-19.7	99.2	0.4	110.4	110.4	-4.2	100.0	-4.6					
1990 3	89.0	86.6	1.9	102.8	0.9	86.5	87.1	3.9	99.3	-5.0					
1990 4	110.6	109.1	-4.3	101.4	2.6	93.8	94.9	-3.5	98.8	-4.0					
1991 1	121.7	117.7	2.2	103.4	6.4	104.4	105.1	6.4	99.3	-2.5					
1991 2	136.7	126.3	43.0	108.2	9.1	141.7	133.3	20.7	106.3	6.3					
1991 3	132.9	124.2	43.4	107.0	4.1	127.2	116.2	33.4	109.5	10.3					
1991 4	142.8	130.4	19.5	109.5	8.0	125.1	114.5	20.7	109.3	10.6					
1992 1	153.4	134.7	14.4	113.9	10.2	137.2	124.2	18.2	110.5	11.3					
1992 2	151.2	128.9	2.1	117.3	8.4	121.6	109.0	-18.2	111.6	5.0					
1992 3	120.1	107.1	-13.8	112.1	4.8	104.5	100.5	-13.5	104.0	-5.0					
1992 4	127.9	112.5	-13.7	113.7	3.8	96.6	85.1	-25.7	113.5	3.8					
1993 1	136.2	118.3	-12.2	115.1	1.1	143.9	119.0	-4.2	120.9	9.4					
1993 2	112.1	94.8	-26.5	118.3	0.9	140.6	112.5	3.2	125.0	12.0					
1993 3	90.9	70.3	-34.4	129.3	15.3	106.6	82.8	-17.6	128.7	23.8					
1993 4	126.6	97.7	-13.2	129.6	14.0	117.9	87.4	2.7	134.9	18.9					
	Monatliche Indizes					Monthly Indices					Indices mensuels				
1989 1	104.2	103.9	188.6	100.3	13.5	82.2	80.1	51.7	102.6	13.5					
1989 2	88.3	91.3	38.3	96.7	7.8	82.5	77.5	11.5	106.4	18.8					
1989 3	106.3	105.9	66.2	100.4	11.4	141.7	134.1	30.8	105.7	15.6					
1989 4	91.7	92.6	50.8	99.0	12.1	105.0	99.8	10.0	105.2	16.9					
1989 5	108.0	107.8	-10.6	100.2	11.6	112.7	107.8	47.7	104.5	15.3					
1989 6	126.6	129.7	56.8	97.6	6.7	144.9	138.3	77.8	104.8	15.7					
1989 7	88.6	89.0	65.7	99.5	11.3	83.6	80.7	24.3	103.6	11.3					
1989 8	97.5	94.4	40.1	103.3	10.1	77.7	74.8	41.1	103.9	10.8					
1989 9	74.0	71.7	-1.5	103.2	14.0	101.6	96.1	23.4	105.7	11.1					
1989 10	122.2	127.4	12.1	95.9	5.4	140.3	135.7	92.2	103.4	7.7					
1989 11	114.3	112.5	18.5	101.6	12.9	88.7	83.9	11.1	105.7	12.0					
1989 12	101.7	102.2	8.6	99.5	7.0	74.3	75.1	1.8	99.0	4.7					

EU Ausfuhr
NACE-CLIO R44 29:
FAHRZEUGE (OHNE
KRAFTWAGEN)

EU Exports
NACE-CLIO R44 29:
OTHER TRANSPORT
EQUIPMENT

Exportations UE
NACE-CLIO R44 29: MOYENS
DE TRANSPORT AUTRES
QUE VEHICULES
AUTOMOBILES

	Intra-EU Intra-EU Intra-UE					Extra-EU Extra-EU Extra-UE									
	VAL	VOL	VOL Δ%	UV	UV Δ%	VAL	VOL	VOL Δ%	UV	UV Δ%					
	Jährliche Indizes					Annual Indices					Indices annuels				
1980	22.6	61.6	-4.5	36.7	6.1	36.0	75.3	-14.0	47.8	17.7					
1981	30.5	74.3	20.6	41.1	12.0	55.4	102.3	35.9	54.2	13.4					
1982	38.6	79.7	7.3	48.4	17.8	63.6	102.7	0.4	61.9	14.2					
1983	35.6	65.6	-17.7	54.2	12.0	67.7	99.0	-3.6	68.4	10.5					
1984	42.1	68.7	4.7	61.3	13.1	77.5	104.6	5.7	74.1	8.3					
1985	40.1	60.5	-11.9	66.2	8.0	68.8	85.3	-18.5	80.7	8.9					
1986	35.3	49.4	-18.3	71.5	8.0	56.6	71.2	-16.5	79.5	-1.5					
1987	40.6	49.2	-0.4	82.6	15.5	54.8	68.3	-4.1	80.3	1.0					
1988	73.6	85.7	74.2	85.9	4.0	78.7	93.8	37.3	83.9	4.5					
1989	105.6	113.8	32.8	92.8	8.0	95.3	103.0	9.8	92.5	10.3					
1990	100.0	100.0	-12.1	100.0	7.8	100.0	100.0	-2.9	100.0	8.1					
1991	132.4	125.3	25.3	105.7	5.7	122.3	112.5	12.5	108.7	8.7					
1992	132.0	115.3	-8.0	114.5	8.3	140.4	120.7	7.3	116.3	7.0					
1993	115.7	90.9	-21.2	127.3	11.2	155.8	127.0 *	5.2	122.7 *	5.5					
	Vierteljährliche Indizes					Quarterly Indices					Indices trimestriels				
1989 1	104.4	113.6	42.9	91.9	11.9	94.0	102.2	17.1	92.0	16.9					
1989 2	120.6	132.0	42.5	91.4	7.2	101.2	108.9	6.0	92.9	11.7					
1989 3	81.2	87.8	9.8	92.5	6.3	83.2	88.8	-11.3	93.7	8.4					
1989 4	115.8	121.5	32.1	95.3	7.2	110.3	120.2	39.3	91.8	5.4					
1990 1	108.0	109.4	-3.7	98.7	7.4	97.5	100.5	-1.7	97.0	5.4					
1990 2	90.3	89.3	-32.3	101.1	10.6	101.6	100.5	-7.7	101.1	8.8					
1990 3	83.3	82.2	-6.4	101.3	9.5	83.0	81.1	-8.7	102.4	9.3					
1990 4	118.7	119.2	-1.9	99.6	4.5	115.3	115.2	-4.2	100.1	9.0					
1991 1	120.9	115.3	5.4	104.9	6.3	101.2	94.4	-6.1	107.2	10.5					
1991 2	146.7	139.2	55.9	105.4	4.3	117.2	107.5	7.0	109.0	7.8					
1991 3	124.1	118.1	43.7	105.1	3.8	120.0	108.6	33.9	110.5	7.9					
1991 4	137.8	128.3	7.6	107.4	7.8	152.2	140.8	22.2	108.1	8.0					
1992 1	142.7	125.6	8.9	113.6	8.3	135.5	116.0	22.9	116.8	9.0					
1992 2	138.4	122.3	-12.1	113.2	7.4	135.9	117.4	9.2	115.8	6.2					
1992 3	111.5	97.4	-17.5	114.5	8.9	129.5	112.0 *	3.1	115.6 *	4.6					
1992 4	137.2	117.4	-8.5	116.9	8.8	162.0	138.8 *	-1.4	116.7 *	8.0					
1993 1	119.2	92.5	-26.4	128.9	13.5	150.4	119.3 *	2.8	126.1 *	8.0					
1993 2	108.8	87.4	-28.5	124.5	10.0	158.3	128.3 *	9.3	123.4 *	6.6					
1993 3	97.4	75.5	-22.5	129.0	12.7	141.4	122.0 *	8.9	115.9 *	0.3					
1993 4	127.1	100.1	-14.7	127.0	8.6	173.5	138.7 *	-0.1	125.1 *	7.2					
	Monatliche Indizes					Monthly Indices					Indices mensuels				
1989 1	93.8	104.5	118.2	89.8	12.4	89.4	96.7	17.2	92.5	18.4					
1989 2	107.3	114.6	21.3	93.6	14.3	92.1	99.6	19.4	92.5	22.0					
1989 3	112.3	121.8	26.6	92.2	10.4	100.3	110.2	15.0	91.0	11.1					
1989 4	102.2	109.3	46.5	93.5	9.7	97.9	103.7	24.5	94.4	14.6					
1989 5	135.2	152.2	32.6	88.8	3.5	83.2	88.5	-20.0	94.0	10.8					
1989 6	124.6	134.4	52.2	92.7	9.4	122.3	134.5	18.0	90.9	10.6					
1989 7	95.9	99.9	19.6	96.0	12.3	78.0	83.3	-17.3	93.6	13.7					
1989 8	75.3	87.2	28.6	86.4	-3.9	70.4	74.9 *	-26.3	94.0 *	5.7					
1989 9	72.4	76.4	-14.0	94.7	9.9	101.4	108.2	10.4	93.7	6.0					
1989 10	156.2	163.9	63.9	95.3	8.3	88.7	99.1	27.4	89.5	3.3					
1989 11	87.3	94.3	11.1	92.6	2.8	106.0	117.6	35.6	90.1	0.2					
1989 12	103.7	106.4	16.8	97.5	9.8	136.3	143.9	52.3	94.7	11.5					

NACE-CLIO R44 29:
FAHRZEUGE (OHNE
KRAFTWAGEN)

NACE-CLIO R44 29:
OTHER TRANSPORT
EQUIPMENT

NACE-CLIO R44 29: MOYENS
DE TRANSPORT AUTRES
QUE VEHICULES
AUTOMOBILES

	Intra-EU Intra-EU Intra-UE					Extra-EU Extra-EU Extra-UE									
	VAL	VOL	VOL Δ%	UV	UV Δ%	VAL	VOL	VOL Δ%	UV	UV Δ%					
	Monatliche Indizes					Monthly Indices					Indices mensuels				
1990 1	129.2	134.2	29.2	96.3	-4.0	93.4	92.1	15.0	101.4	-1.2					
1990 2	86.9	89.6	-1.9	97.0	0.3	106.1	104.8	35.2	101.2	-4.9					
1990 3	119.9	121.8	15.0	98.4	-2.0	102.4	99.5	-25.8	102.9	-2.6					
1990 4	83.2	81.8	-11.7	101.7	2.7	104.0	103.0	3.2	101.0	-4.0					
1990 5	95.5	98.2	-8.9	97.2	-3.0	119.2	118.6	10.0	100.5	-3.8					
1990 6	83.9	84.7	-34.7	99.0	1.4	108.4	109.8	-20.6	98.7	-5.8					
1990 7	87.3	84.8	-4.7	102.9	3.4	84.5	83.7	3.7	101.0	-2.5					
1990 8	92.0	85.2	-9.7	108.0	4.5	95.3	96.0	28.3	99.3	-4.4					
1990 9	87.7	89.8	25.2	97.7	-5.3	79.6	81.6	-15.1	97.5	-7.8					
1990 10	115.4	114.8	-9.9	100.5	4.8	110.8	112.0	-17.5	98.9	-4.4					
1990 11	114.6	112.6	0.1	101.8	0.2	91.0	92.0	9.7	98.9	-6.4					
1990 12	102.1	100.0	-2.2	102.1	2.6	79.4	80.6	7.3	98.5	-0.5					
1991 1	130.2	122.8	-8.5	106.0	10.1	108.1	109.3	18.7	98.9	-2.5					
1991 2	114.0	111.1	24.0	102.6	5.8	92.6	94.3	-10.0	98.2	-3.0					
1991 3	121.1	119.2	-2.1	101.6	3.3	112.3	111.7	12.3	100.5	-2.3					
1991 4	140.9	127.9	56.4	110.2	8.4	165.6	157.6	53.0	105.1	4.1					
1991 5	129.7	121.9	24.1	106.4	9.5	129.0	122.6	3.4	105.2	4.7					
1991 6	139.4	129.2	52.5	107.9	9.0	130.5	119.6	8.9	109.1	10.5					
1991 7	126.0	116.8	37.7	107.9	4.9	159.3	144.8	73.0	110.0	8.9					
1991 8	134.2	124.8	46.5	107.5	-0.5	97.4	89.4	-6.9	109.0	9.8					
1991 9	138.5	131.0	45.9	105.7	8.2	124.9	114.3	40.1	109.3	12.1					
1991 10	151.1	137.2	19.5	110.1	9.6	108.4	102.1	-8.8	106.2	7.4					
1991 11	137.8	125.7	11.6	109.6	7.7	125.1	113.2	23.0	110.5	11.7					
1991 12	139.4	128.2	28.2	108.7	6.5	142.3	128.3	59.2	110.9	12.6					
1992 1	150.9	137.2	11.7	110.0	3.8	111.5	103.3	-5.5	107.9	9.1					
1992 2	137.2	118.5	6.7	115.8	12.9	145.5	131.3	39.2	110.8	12.8					
1992 3	171.9	148.2	24.3	116.0	14.2	154.9	138.1	23.6	112.2	11.6					
1992 4	140.4	118.1	-7.7	118.9	7.9	149.0	132.3	-16.1	112.6	7.1					
1992 5	152.5	130.3	6.9	117.0	10.0	113.8	102.0	-16.8	111.6	6.1					
1992 6	160.8	138.3	7.0	116.3	7.8	102.1	92.6	-22.6	110.3	1.1					
1992 7	125.2	111.8	-4.3	112.0	3.8	118.2	108.8	-24.9	108.6	-1.3					
1992 8	97.1	87.7	-29.7	110.7	3.0	79.1	81.1	-9.3	97.5	-10.6					
1992 9	138.0	121.8	-7.0	113.3	7.2	116.4	111.7	-2.3	104.2	-4.7					
1992 10	134.1	123.5	-10.0	108.6	-1.4	108.4	98.8	-3.2	109.7	3.3					
1992 11	117.3	103.2	-17.9	113.7	3.7	79.8	70.1	-38.1	113.9	3.1					
1992 12	132.5	110.7	-13.7	119.7	10.1	101.8	86.6	-32.5	117.6	6.0					
1993 1	121.3	113.4 *	-17.3	107.0 *	-2.7	106.1	92.4	-10.6	114.8	6.4					
1993 2	145.8	119.2	0.6	122.3	5.6	135.0	114.4	-12.9	118.0	6.5					
1993 3	141.7	122.4	-17.4	115.8	-0.2	190.5	150.1	8.7	126.9	13.1					
1993 4	115.2	99.0	-16.2	116.4	-2.1	151.5	122.7	-7.3	123.5	9.7					
1993 5	101.9	85.9	-34.1	118.6	1.4	133.6	108.3	6.2	123.4	10.6					
1993 6	119.4	99.4	-28.1	120.1	3.3	136.7	106.4	14.9	128.5	16.5					
1993 7	74.3	63.8	-42.9	116.5	4.0	114.7	91.9	-15.5	124.8	14.9					
1993 8	83.7	61.6	-29.8	135.8	22.7	90.3	69.3	-14.5	130.3	33.6					
1993 9	114.9	85.4	-29.9	134.5	18.7	114.8	87.3	-21.8	131.5	26.2					
1993 10	116.4	90.5	-26.7	128.6	18.4	119.5	89.8	-9.1	133.1	21.3					
1993 11	120.8	96.0	-7.0	125.8	10.6	111.6	84.9	21.1	131.4	15.4					
1993 12	142.7	106.6	-3.7	133.9	11.9	122.8	87.5	1.0	140.3	19.3					

NACE-CLIO R44 29:
FAHRZEUGE (OHNE
KRAFTWAGEN)

NACE-CLIO R44 29:
OTHER TRANSPORT
EQUIPMENT

NACE-CLIO R44 29: MOYENS
DE TRANSPORT AUTRES
QUE VEHICULES
AUTOMOBILES

	Intra-EU Intra-EU Intra-UE					Extra-EU Extra-EU Extra-UE									
	VAL	VOL	VOL Δ%	UV	UV Δ%	VAL	VOL	VOL Δ%	UV	UV Δ%					
	Monatliche Indizes					Monthly Indices					Indices mensuels				
1990 1	108.2	111.9	7.1	96.7	7.7	81.2	84.4	-12.7	96.2	4.0					
1990 2	93.7	94.2	-17.8	99.5	6.3	101.9	105.1	5.5	97.0	4.9					
1990 3	121.9	122.0	0.2	99.9	8.4	108.9	111.8	1.5	97.4	7.0					
1990 4	90.5	88.7	-18.8	102.0	9.1	100.5	98.5	-5.0	102.0	8.1					
1990 5	94.7	92.7	-39.1	102.2	15.1	102.2	102.8	16.2	99.4	5.7					
1990 6	85.4	86.4	-35.7	98.9	6.7	101.9	100.1	-25.6	101.8	12.0					
1990 7	91.4	85.6	-14.3	106.8	11.3	97.8	94.0	12.8	104.0	11.1					
1990 8	69.9	70.0	-19.7	99.8	15.5	73.4	71.8	-4.1	102.2	8.7					
1990 9	88.5	91.0	19.1	97.2	2.6	78.0	77.5 *	-28.4	100.6 *	7.4					
1990 10	132.5	128.8	-21.4	102.9	8.0	129.4	124.2	25.3	104.2	16.4					
1990 11	115.8	121.0	28.3	95.7	3.3	104.7	108.4	-7.8	96.6	7.2					
1990 12	107.7	107.8	1.3	99.9	2.5	111.6	113.0 *	-21.5	98.8 *	4.3					
1991 1	114.1	108.5	-3.0	105.2	8.8	82.5	76.5	-9.4	107.8	12.1					
1991 2	127.9	122.9	30.5	104.1	4.6	105.7	100.2	-4.7	105.5	8.8					
1991 3	120.5	114.3	-6.3	105.4	5.5	115.3	106.6	-4.7	108.2	11.1					
1991 4	160.1	150.9	70.1	106.1	4.0	131.7	121.7	23.6	108.2	6.1					
1991 5	140.6	134.3	44.9	104.7	2.4	90.9	83.8	-18.5	108.5	9.2					
1991 6	139.4	132.4	53.2	105.3	6.5	129.1	117.0	16.9	110.3	8.3					
1991 7	124.2	117.1	36.8	106.1	-0.7	113.2	102.4	8.9	110.5	6.3					
1991 8	123.1	113.5	62.1	108.5	8.7	112.8	100.3 *	39.7	112.5 *	10.1					
1991 9	124.9	123.8	36.0	100.9	3.8	133.9	123.0 *	58.7	108.9 *	8.3					
1991 10	146.2	141.8	10.1	103.1	0.2	150.0	142.2	14.5	105.5	1.2					
1991 11	140.2	128.7	6.4	108.9	13.8	162.4	150.5 *	38.8	107.9 *	11.7					
1991 12	127.3	114.5	6.2	111.2	11.3	144.0	129.6	14.7	111.1	12.4					
1992 1	131.1	116.0	6.9	113.0	7.4	106.4	90.0	17.6	118.2	9.6					
1992 2	140.8	121.1	-1.5	116.3	11.7	138.5	118.7	18.5	116.7	10.6					
1992 3	155.9	139.6	22.1	111.7	6.0	161.4	139.1	30.5	116.0	7.2					
1992 4	150.0	134.5	-10.9	111.5	5.1	145.2	125.8	3.4	115.4	6.7					
1992 5	125.1	109.3	-18.6	114.5	9.4	125.1	107.7 *	28.5	116.2 *	7.1					
1992 6	140.1	123.1	-7.0	113.8	8.1	137.5	118.6 *	1.4	115.9 *	5.1					
1992 7	109.2	96.0	-18.0	113.8	7.3	139.2	122.3 *	19.4	113.8 *	3.0					
1992 8	99.5	87.6	-22.8	113.6	4.7	101.6	87.0 *	-13.3	116.8 *	3.8					
1992 9	125.9	108.6	-12.3	115.9	14.9	147.6	126.7 *	3.0	116.5 *	7.0					
1992 10	147.2	128.0	-9.7	115.0	11.5	154.4	133.8 *	-5.9	115.4 *	9.4					
1992 11	119.3	102.9	-20.0	115.9	6.4	139.6	119.3 *	-20.7	117.0 *	8.4					
1992 12	145.2	121.3	5.9	119.7	7.6	192.2	163.3 *	26.0	117.7 *	5.9					
1993 1	101.5	76.7	-33.9	132.3	17.1	125.4	102.9 *	14.3	121.9 *	3.1					
1993 2	132.8	105.4	-13.0	126.0	8.3	130.0	101.9 *	-14.2	127.6 *	9.3					
1993 3	123.3	95.4	-31.7	129.2	15.7	196.1	153.2 *	10.1	128.0 *	10.3					
1993 4	117.8	95.5	-29.0	123.3	10.6	132.7	100.9 *	-19.8	131.5 *	14.0					
1993 5	84.4	68.7	-37.1	122.9	7.3	176.7	150.8 *	40.0	117.2 *	0.9					
1993 6	124.2	97.9	-20.5	126.9	11.5	166.0	133.3 *	12.4	124.5 *	7.4					
1993 7	98.5	72.2	-24.8	136.4	19.9	180.5	151.9	24.2	118.8	4.4					
1993 8	90.1	72.5	-17.2	124.3	9.4	119.3	105.1 *	20.8	113.5 *	-2.8					
1993 9	103.6	81.8	-24.7	126.7	9.3	124.6	108.8 *	-14.1	114.5 *	-1.7					
1993 10	114.2	92.8	-27.5	123.1	7.0	179.4	144.8 *	8.2	123.9 *	7.4					
1993 11	148.4	116.4	13.1	127.5	10.0	153.6	122.4 *	2.6	125.5 *	7.3					
1993 12	118.5	90.9	-25.1	130.4	8.9	187.7	149.0 *	-8.8	126.0 *	7.1					

NACE-CLIO R44 31: FLEISCH
UND FLEISCHWARENNACE-CLIO R44 31:
MEATS, MEAT
PREPARATIONS AND
PRESERVES, OTHER
PROD. FROM
SLAUGHTERED ANIM.NACE-CLIO R44 31:
VIANDES, PREPARATIONS ET
CONSERVES DE VIANDE,
AUTRES PRODUITS DE
L'ABATTAGE

	Intra-EU Intra-EU Intra-UE					Extra-EU Extra-EU Extra-UE									
	VAL	VOL	VOL Δ%	UV	UV Δ%	VAL	VOL	VOL Δ%	UV	UV Δ%					
	Jährliche Indizes					Annual Indices					Indices annuels				
1980	52.7	69.3	4.1	76.0	2.3	69.1	85.7	-6.0	80.6	2.8					
1981	59.8	70.0	1.0	85.4	12.4	76.5	82.9	-3.3	92.3	14.5					
1982	69.0	73.3	4.7	94.1	10.2	89.6	91.9	10.9	97.5	5.6					
1983	71.7	76.9	4.9	93.2	-1.0	85.0	87.9	-4.4	96.7	-0.8					
1984	75.0	77.1	0.3	97.3	4.4	95.4	89.4	1.7	106.7	10.3					
1985	82.3	83.0	7.7	99.2	2.0	102.2	94.2	5.4	108.5	1.7					
1986	82.5	87.8	5.8	94.0	-5.2	83.7	88.5	-6.1	94.6	-12.8					
1987	82.7	91.0	3.6	90.9	-3.3	84.2	88.4	-0.1	95.2	0.6					
1988	87.8	93.5	2.7	93.9	3.3	98.7	100.7	13.9	98.0	2.9					
1989	99.5	95.4	2.0	104.3	11.1	107.3	101.6	0.9	105.6	7.8					
1990	100.0	100.0	4.8	100.0	-4.1	100.0	100.0	-1.6	100.0	-5.3					
1991	106.2	110.2	10.2	96.4	-3.6	92.9	98.1	-1.9	94.7	-5.3					
1992	115.6	116.9	6.1	98.9	2.6	99.8	104.5	6.5	95.5	0.8					
1993	107.6	116.2	-0.6	92.6	-6.4	98.2	98.8	-5.5	99.4	4.1					
	Quarteljährliche Indizes					Quarterly Indices					Indices trimestriels				
1989 1	87.2	88.2	-0.2	98.9	8.3	101.0	99.2	7.5	101.8	6.4					
1989 2	100.1	96.9	8.5	103.3	9.7	109.4	104.0	0.0	105.2	9.5					
1989 3	102.5	94.4	0.9	108.6	15.5	109.6	100.7	2.5	108.8	9.9					
1989 4	108.5	102.5	2.5	105.9	10.4	110.7	104.0	-0.3	106.4	5.5					
1990 1	96.3	95.4	8.2	100.9	2.0	101.0	97.6	-1.6	103.5	1.7					
1990 2	100.7	96.8	-0.1	104.0	0.7	104.4	101.7	-2.2	102.7	-2.4					
1990 3	99.7	98.5	4.3	101.2	-6.8	95.3	96.4	-4.3	98.9	-9.1					
1990 4	103.4	109.3	6.6	94.6	-10.7	98.9	104.0	0.0	95.1	-10.6					
1991 1	97.5	104.1	9.1	93.7	-7.1	90.4	97.3	-0.3	92.9	-10.2					
1991 2	106.4	109.2	12.8	97.4	-6.3	96.3	100.6	-1.1	95.7	-6.8					
1991 3	105.8	110.0	11.7	96.2	-4.9	88.3	91.9	-4.7	96.1	-2.8					
1991 4	114.9	117.4	7.4	97.9	3.5	96.8	102.5	-1.4	94.4	-0.7					
1992 1	112.6	112.4	8.0	100.2	6.9	94.0	99.0	1.7	94.9	2.2					
1992 2	115.5	113.6	4.0	101.7	4.4	110.1	114.5	13.8	96.2	0.5					
1992 3	115.1	116.4	5.8	98.9	2.8	96.2	103.1	12.2	93.3	-2.9					
1992 4	119.8	126.0	7.3	95.1	-2.9	99.3	101.9	-0.6	97.4	3.2					
1993 1	100.9	110.3	-1.9	91.5	-8.7	86.5	88.2	-10.9	98.1	3.4					
1993 2	105.2	111.3	-2.0	94.5	-7.1	99.4	101.9	-11.0	97.5	1.4					
1993 3	105.5	113.8	-2.2	92.7	-6.3	101.1	100.5	-2.5	100.6	7.8					
1993 4	115.0	125.4	-0.5	91.7	-3.6	105.8	104.8	2.8	101.0	3.7					
	Monatliche Indizes					Monthly Indices					Indices mensuels				
1989 1	86.0	87.6	8.3	98.2	8.1	100.8	99.4	30.8	101.4	6.6					
1989 2	81.5	82.7	-2.6	98.5	8.5	96.3	94.9	1.9	101.5	5.7					
1989 3	94.2	94.3	-5.1	99.9	8.2	105.8	103.2	-4.2	102.5	6.8					
1989 4	92.0	91.1	11.1	101.0	7.1	101.2	97.8	-4.1	103.5	7.0					
1989 5	97.4	94.4	4.3	103.2	10.0	109.6	105.1	3.9	104.3	10.3					
1989 6	110.8	105.1	10.1	105.4	11.7	117.3	109.0	0.1	107.6	11.0					
1989 7	99.2	93.1	4.0	106.5	14.0	110.0	102.0	-1.4	107.8	9.4					
1989 8	101.0	92.3	-1.5	109.4	16.1	102.7	94.4	8.5	108.8	10.6					
1989 9	107.6	97.8	0.2	110.0	16.4	116.3	105.8	1.6	109.9	9.9					
1989 10	117.3	108.7	7.9	107.9	14.2	119.1	110.5	3.9	107.8	7.5					
1989 11	109.1	103.4	3.2	105.5	10.4	108.9	103.2	0.7	105.5	3.6					
1989 12	99.3	95.4	-3.8	104.1	6.4	103.9	98.3	-5.6	105.7	5.2					

NACE-CLIO R44 31: FLEISCH
UND FLEISCHWARENNACE-CLIO R44 31:
MEATS, MEAT
PREPARATIONS AND
PRESERVES, OTHER
PROD. FROM
SLAUGHTERED ANIM.NACE-CLIO R44 31:
VIANDES, PREPARATIONS ET
CONSERVES DE VIANDE,
AUTRES PRODUITS DE
L'ABATTAGE

	Intra-EU Intra-EU Intra-UE					Extra-EU Extra-EU Extra-UE									
	VAL	VOL	VOL Δ%	UV	UV Δ%	VAL	VOL	VOL Δ%	UV	UV Δ%					
	Jährliche Indizes					Annual Indices					Indices annuels				
1980	52.3	68.1	3.2	76.8	1.2	48.1	60.2	32.3	79.9	-2.3					
1981	60.2	69.7	2.3	86.3	12.4	69.5	75.1	24.8	92.6	15.9					
1982	68.2	71.8	3.0	95.0	10.1	60.9	61.0	-18.8	99.9	7.9					
1983	70.4	74.8	4.2	94.1	-0.9	70.0	70.9	16.2	98.8	-1.1					
1984	75.2	76.7	2.5	98.1	4.3	90.1	84.6	19.3	106.5	7.8					
1985	79.6	79.4	3.5	100.2	2.1	93.8	86.5	2.2	108.4	1.8					
1986	81.0	85.2	7.3	95.1	-5.1	87.8	87.0	0.6	100.9	-6.9					
1987	81.5	88.9	4.3	91.7	-3.6	85.7	88.4	1.6	97.0	-3.9					
1988	87.3	92.5	4.0	94.4	2.9	93.4	97.0	9.7	96.3	-0.7					
1989	99.6	95.3	3.0	104.5	10.7	107.1	104.6	7.8	102.4	6.3					
1990	100.0	100.0	4.9	100.0	-4.3	100.0	100.0	-4.4	100.0	-2.3					
1991	106.2	110.6	10.6	96.0	-4.0	111.8	121.8	21.8	91.8	-8.2					
1992	115.1	116.6	5.4	98.7	2.8	111.2	117.8	-3.3	94.4	2.8					
1993	110.3	118.7	1.8	92.9	-5.9	125.1	126.2	7.1	99.1	5.0					
	Vierteljährliche Indizes					Quarterly Indices					Indices trimestriels				
1989 1	89.6	90.3	3.0	99.2	7.8	107.8	110.2	36.9	97.8	2.1					
1989 2	99.3	96.1	7.5	103.3	9.2	122.6	121.5	35.5	100.9	3.7					
1989 3	103.1	94.6	1.0	109.0	15.2	127.3	123.2	29.7	103.3	8.1					
1989 4	106.4	100.1	0.8	106.3	10.4	128.4	119.8	13.7	107.2	11.1					
1990 1	97.7	96.6	7.0	101.1	1.9	101.1	98.6	-10.5	102.5	4.8					
1990 2	100.4	96.4	0.3	104.2	0.9	105.5	101.7	-16.3	103.7	2.8					
1990 3	98.6	97.7	3.3	100.9	-7.4	94.1	91.9	-25.4	102.4	-0.9					
1990 4	103.0	109.1	9.0	94.4	-11.2	97.0	105.3	-12.1	92.1	-14.1					
1991 1	98.2	105.0	8.7	93.5	-7.5	113.5	121.6	23.3	93.3	-9.0					
1991 2	105.0	108.4	12.4	96.9	-7.0	99.9	109.5	7.7	91.2	-12.1					
1991 3	106.7	111.5	14.1	95.7	-5.2	108.7	116.8	27.1	93.1	-9.1					
1991 4	114.6	117.5	7.7	97.5	3.3	119.4	132.8	26.1	89.9	-2.4					
1992 1	115.2	115.8	10.3	99.5	6.4	143.5	149.0	22.5	96.3	3.2					
1992 2	116.9	115.2	6.3	101.5	4.7	129.6	134.6	22.9	96.3	5.6					
1992 3	116.1	117.4	5.3	98.9	3.3	125.1	136.0	16.4	92.0	-1.2					
1992 4	118.9	124.8	6.2	95.3	-2.3	147.1	158.3	19.2	92.9	3.3					
1993 1	101.0	109.8	-5.2	92.0	-7.5	105.5	110.2	-26.0	95.7	-0.6					
1993 2	105.5	111.5	-3.2	94.6	-6.8	103.3	105.4	-21.7	98.0	1.8					
1993 3	112.8	121.5	3.5	92.8	-6.2	125.5	126.1	-7.3	99.5	8.2					
1993 4	121.6	131.7	5.5	92.3	-3.1	166.2	163.1	3.0	101.9	9.7					
	Monatliche Indizes					Monthly Indices					Indices mensuels				
1989 1	87.3	89.0	8.3	98.1	6.9	103.9	107.6	56.6	96.6	1.9					
1989 2	84.5	85.4	-0.8	98.9	8.4	103.7	106.2	32.3	97.6	0.8					
1989 3	96.8	96.5	1.8	100.3	8.1	115.7	116.9	26.5	99.0	3.4					
1989 4	90.8	90.3	8.4	100.5	6.2	122.0	123.4	52.2	98.9	1.4					
1989 5	101.0	97.9	11.1	103.2	9.2	124.7	123.8	37.3	100.7	3.7					
1989 6	106.0	100.2	3.7	105.8	11.7	121.0	117.2	19.7	103.2	6.0					
1989 7	95.0	88.9	-0.3	106.9	14.2	115.6	113.1	16.8	102.2	6.2					
1989 8	101.3	92.4	0.5	109.6	15.4	118.2	115.4	26.1	102.4	7.0					
1989 9	113.0	102.5	2.4	110.2	15.6	147.9	141.0	45.7	104.9	10.3					
1989 10	110.8	102.3	4.7	108.3	14.1	142.1	131.7	33.7	107.9	13.1					
1989 11	110.7	104.4	2.1	106.0	10.5	124.2	114.2	6.1	108.8	9.3					
1989 12	97.9	93.6	-4.4	104.6	6.7	118.9	113.6	3.1	104.7	10.6					

NACE-CLIO R44 31: FLEISCH
UND FLEISCHWARENNACE-CLIO R44 31:
MEATS, MEAT
PREPARATIONS AND
PRESERVES, OTHER
PROD. FROM
SLAUGHTERED ANIM.NACE-CLIO R44 31:
VIANDES, PREPARATIONS ET
CONSERVES DE VIANDE,
AUTRES PRODUITS DE
L'ABATTAGE

	Intra-EU Intra-EU Intra-UE					Extra-EU Extra-EU Extra-UE									
	VAL	VOL	VOL Δ%	UV	UV Δ%	VAL	VOL	VOL Δ%	UV	UV Δ%					
	Monatliche Indizes					Monthly Indices					Indices mensuels				
1990 1	96.9	96.1	9.7	100.8	2.6	105.4	102.2	2.8	103.1	1.7					
1990 2	88.3	87.4	5.7	101.0	2.5	88.3	85.2	-10.2	103.6	2.1					
1990 3	103.8	102.8	9.0	101.0	1.1	109.2	105.2	1.9	103.8	1.3					
1990 4	96.1	93.6	2.7	102.7	1.7	106.4	101.9	4.2	104.4	0.9					
1990 5	103.6	99.6	5.5	104.0	0.8	105.6	102.5	-2.5	103.0	-1.2					
1990 6	102.2	97.2	-7.5	105.1	-0.3	101.2	100.6	-7.7	100.6	-6.5					
1990 7	95.4	92.2	-1.0	103.5	-2.8	104.3	104.2	2.2	100.1	-7.1					
1990 8	96.6	95.3	3.3	101.4	-7.3	91.5	92.2	-2.3	99.2	-8.8					
1990 9	107.0	108.1	10.5	99.0	-10.0	90.2	92.8	-12.3	97.2	-11.6					
1990 10	109.8	114.7	5.5	95.7	-11.3	105.7	110.3	-0.2	95.8	-11.1					
1990 11	107.4	114.6	10.8	93.7	-11.2	96.5	102.4	-0.8	94.2	-10.7					
1990 12	93.0	98.5	3.2	94.4	-9.3	94.5	99.2	0.9	95.3	-9.8					
1991 1	101.6	109.2	13.6	93.0	-7.7	97.5	103.8	1.6	93.9	-8.9					
1991 2	90.1	96.6	10.5	93.3	-7.6	82.1	89.7	5.3	91.5	-11.7					
1991 3	101.1	106.6	3.7	94.8	-6.1	91.4	98.3	-6.6	93.0	-10.4					
1991 4	102.8	107.5	14.9	95.6	-6.9	95.6	100.4	-1.5	95.2	-8.8					
1991 5	109.8	111.5	11.9	98.5	-5.3	100.6	104.0	1.5	96.7	-6.1					
1991 6	106.2	108.4	11.5	98.0	-6.8	92.8	97.5	-3.1	95.2	-5.4					
1991 7	104.8	109.3	18.5	95.9	-7.3	94.9	99.9	-4.1	95.0	-5.1					
1991 8	101.4	105.7	10.9	95.9	-5.4	78.8	81.0	-12.1	97.3	-1.9					
1991 9	111.2	115.0	6.4	96.7	-2.3	91.4	95.0	2.4	96.2	-1.0					
1991 10	117.3	121.6	6.0	96.5	0.8	100.8	106.9	-3.1	94.3	-1.6					
1991 11	115.9	119.2	4.0	97.2	3.7	94.5	99.3	-3.0	95.2	1.1					
1991 12	111.8	111.5	13.2	100.3	6.3	94.8	101.2	2.0	93.7	-1.7					
1992 1	110.3	110.6	1.3	99.7	7.2	91.6	97.7	-5.9	93.8	-0.1					
1992 2	110.3	110.4	14.3	99.9	7.1	85.4	89.9	0.2	95.0	3.8					
1992 3	117.3	116.1	8.9	101.0	6.5	104.6	109.4	11.3	95.6	2.8					
1992 4	116.1	114.5	6.5	101.4	6.1	116.7	122.1	21.6	95.6	0.4					
1992 5	117.0	114.3	2.5	102.4	4.0	108.0	111.5	7.2	96.9	0.2					
1992 6	113.7	112.0	3.3	101.5	3.6	105.7	110.0	12.8	96.1	0.9					
1992 7	117.6	117.5	7.5	100.1	4.4	104.9	111.9	12.0	93.7	-1.4					
1992 8	108.2	109.3	3.4	99.0	3.2	87.8	94.0	16.0	93.4	-4.0					
1992 9	119.5	122.3	6.3	97.7	1.0	96.1	103.4	8.8	92.9	-3.4					
1992 10	123.2	127.4	4.8	96.7	0.2	104.3	109.8	2.7	95.0	0.7					
1992 11	115.8	121.1	1.6	95.6	-1.6	90.7	93.0	-6.3	97.5	2.4					
1992 12	120.8	129.6	16.2	93.2	-7.1	102.7	102.8	1.6	99.9	6.6					
1993 1	96.1	105.3	-4.8	91.3	-8.4	78.9	79.7	-18.4	99.0	5.5					
1993 2	94.9	105.0	-4.9	90.4	-9.5	73.9	75.6	-15.9	97.8	2.9					
1993 3	111.9	120.7	4.0	92.7	-8.2	106.7	109.2	-0.2	97.7	2.2					
1993 4	98.1	104.5	-8.7	93.9	-7.4	95.2	97.5	-20.1	97.6	2.1					
1993 5	106.7	112.6	-1.5	94.8	-7.4	99.4	101.7	-8.8	97.7	0.8					
1993 6	110.7	116.9	4.4	94.7	-6.7	103.6	106.5	-3.2	97.3	1.2					
1993 7	101.5	108.2	-7.9	93.8	-6.3	109.3	110.0	-1.7	99.4	6.1					
1993 8	103.1	111.3	1.8	92.6	-6.5	93.6	93.4	-0.6	100.2	7.3					
1993 9	112.1	122.0	-0.2	91.9	-5.9	100.2	98.0	-5.2	102.2	10.0					
1993 10	102.6	114.3	-10.3	89.8	-7.1	102.5	102.4	-6.7	100.1	5.4					
1993 11	113.7	123.4	1.9	92.1	-3.7	107.3	106.0	14.0	101.2	3.8					
1993 12	128.9	138.5	6.9	93.1	-0.1	107.9	106.1	3.2	101.7	1.8					

NACE-CLIO R44 31: FLEISCH
UND FLEISCHWARENNACE-CLIO R44 31:
MEATS, MEAT
PREPARATIONS AND
PRESERVES, OTHER
PROD. FROM
SLAUGHTERED ANIM.NACE-CLIO R44 31:
VIANDES, PREPARATIONS ET
CONSERVES DE VIANDE,
AUTRES PRODUITS DE
L'ABATTAGE

	Intra-EU Intra-EU Intra-UE					Extra-EU Extra-EU Extra-UE									
	VAL	VOL	VOL Δ%	UV	UV Δ%	VAL	VOL	VOL Δ%	UV	UV Δ%					
	Monatliche Indizes					Monthly Indices					Indices mensuels				
1990 1	98.3	97.4	9.4	100.9	2.9	101.8	100.5	-6.6	101.3	4.9					
1990 2	90.5	89.5	4.8	101.1	2.2	93.5	92.8	-12.6	100.8	3.3					
1990 3	104.2	102.9	6.6	101.3	1.0	107.9	102.6	-12.2	105.2	6.3					
1990 4	92.6	89.8	-0.6	103.1	2.6	99.9	95.6	-22.5	104.5	5.7					
1990 5	104.4	100.1	2.2	104.3	1.1	102.9	100.7	-18.7	102.2	1.5					
1990 6	104.6	99.3	-0.9	105.3	-0.5	113.5	108.8	-7.2	104.3	1.1					
1990 7	96.3	92.8	4.4	103.8	-2.9	100.8	92.1	-18.6	109.5	7.1					
1990 8	95.5	94.4	2.2	101.2	-7.7	91.3	87.7	-24.0	104.1	1.7					
1990 9	103.8	105.8	3.2	98.1	-11.0	90.1	95.6	-32.2	94.2	-10.2					
1990 10	110.5	115.6	13.0	95.6	-11.7	108.1	116.9	-11.2	92.5	-14.3					
1990 11	106.8	114.0	9.2	93.7	-11.6	92.3	101.9	-10.8	90.6	-16.7					
1990 12	91.7	97.6	4.3	94.0	-10.1	90.7	97.2	-14.4	93.3	-10.9					
1991 1	102.1	109.8	12.7	93.0	-7.8	104.3	112.6	12.0	92.6	-8.6					
1991 2	89.9	96.5	7.8	93.2	-7.8	125.5	133.4	43.8	94.1	-6.6					
1991 3	102.5	108.7	5.6	94.3	-6.9	110.5	118.7	15.7	93.1	-11.5					
1991 4	100.7	105.7	17.7	95.3	-7.6	101.0	110.0	15.1	91.8	-12.2					
1991 5	111.7	114.1	14.0	97.9	-6.1	107.2	117.2	16.4	91.5	-10.5					
1991 6	103.0	105.5	6.2	97.6	-7.3	91.6	101.4	-6.8	90.3	-13.4					
1991 7	105.4	110.5	19.1	95.4	-8.1	109.3	116.5	26.5	93.8	-14.3					
1991 8	101.0	105.9	12.2	95.4	-5.7	99.9	107.9	23.0	92.6	-11.0					
1991 9	113.5	118.0	11.5	96.2	-1.9	117.3	126.1	31.9	93.0	-1.3					
1991 10	119.7	124.7	7.9	96.0	0.4	126.8	142.2	21.6	89.2	-3.6					
1991 11	115.0	118.7	4.1	96.9	3.4	119.9	135.2	32.7	88.7	-2.1					
1991 12	109.1	109.1	11.8	100.0	6.4	111.4	121.1	24.6	92.0	-1.4					
1992 1	118.2	119.3	8.7	99.1	6.6	150.2	158.9	41.1	94.5	2.1					
1992 2	108.9	109.8	13.8	99.2	6.4	139.0	140.7	5.5	98.8	5.0					
1992 3	118.4	118.3	8.8	100.1	6.2	141.7	147.4	24.2	96.1	3.2					
1992 4	116.4	114.8	8.6	101.4	6.4	132.6	135.4	23.1	97.9	6.6					
1992 5	113.5	111.7	-2.1	101.6	3.8	123.5	127.3	8.6	97.0	6.0					
1992 6	121.0	119.1	12.9	101.6	4.1	133.1	141.1	39.2	94.3	4.4					
1992 7	117.5	117.4	6.2	100.1	4.9	136.0	145.1	24.5	93.7	-0.1					
1992 8	105.3	107.2	1.2	98.2	2.9	112.5	122.3	13.3	92.0	-0.6					
1992 9	125.6	127.5	8.1	98.5	2.4	126.9	140.5	11.4	90.3	-2.9					
1992 10	124.6	128.6	3.1	96.9	0.9	152.9	165.7	16.5	92.3	3.5					
1992 11	116.9	122.8	3.5	95.2	-1.8	138.5	149.2	10.4	92.8	4.6					
1992 12	115.3	123.1	12.8	93.7	-6.3	149.9	160.0	32.1	93.7	1.8					
1993 1	98.5	106.9	-10.4	92.1	-7.1	95.0	100.0	-37.1	95.0	0.5					
1993 2	92.1	101.1	-7.9	91.1	-8.2	104.7	109.7	-22.0	95.4	-3.4					
1993 3	112.5	121.4	2.6	92.7	-7.4	116.9	121.0	-17.9	96.6	0.5					
1993 4	102.9	110.1	-4.1	93.5	-7.8	106.1	107.2	-20.8	99.0	1.1					
1993 5	96.0	101.0	-9.6	95.0	-6.5	91.7	95.2	-25.2	96.3	-0.7					
1993 6	117.5	123.4	3.6	95.2	-6.3	112.1	114.0	-19.2	98.3	4.2					
1993 7	104.9	111.7	-4.9	93.9	-6.2	109.0	108.1	-25.5	100.8	7.6					
1993 8	107.9	116.8	9.0	92.4	-5.9	118.9	120.8	-1.2	98.4	7.0					
1993 9	125.4	135.9	6.6	92.3	-6.3	148.7	149.4	6.3	99.5	10.2					
1993 10	115.0	127.5	-0.9	90.2	-6.9	158.6	151.0	-8.9	105.0	13.8					
1993 11	123.9	134.1	9.2	92.4	-2.9	156.4	155.6	4.3	100.5	8.3					
1993 12	125.6	133.3	8.3	94.2	0.5	183.4	182.7	14.2	100.4	7.2					

NACE-CLIO R44 33: MILCH
UND MILCHERZEUGNISSENACE-CLIO R44 33: MILK
AND DAIRY PRODUCTSNACE-CLIO R44 33: LAIT ET
PRODUITS LAITIERS

	Intra-EU Intra-EU Intra-UE					Extra-EU Extra-EU Extra-UE									
	VAL	VOL	VOL Δ%	UV	UV Δ%	VAL	VOL	VOL Δ%	UV	UV Δ%					
	Jährliche Indizes					Annual Indices					Indices annuels				
1980	47.8	77.8	-3.2	61.5	11.8	61.5	96.0	1.1	64.1	11.7					
1981	59.8	87.0	11.8	68.7	11.7	79.1	101.8	6.0	77.7	21.2					
1982	68.5	90.7	4.3	75.5	9.9	86.4	99.6	-2.2	86.7	11.6					
1983	70.8	93.1	2.6	76.1	0.8	87.1	96.4	-3.2	90.4	4.3					
1984	71.9	93.2	0.1	77.1	1.3	82.8	94.4	-2.1	87.7	-3.0					
1985	81.0	99.9	7.2	81.1	5.2	87.9	99.5	5.4	88.3	0.7					
1986	85.5	102.4	2.5	83.5	3.0	89.3	96.3	-3.2	92.7	5.0					
1987	89.2	103.2	0.8	86.4	3.5	86.5	89.0	-7.6	97.2	4.9					
1988	106.3	110.3	6.9	96.4	11.6	93.1	91.7	3.0	101.5	4.4					
1989	108.2	102.5	-7.1	105.6	9.5	107.4	102.4	11.7	104.9	3.3					
1990	100.0	100.0	-2.4	100.0	-5.3	100.0	100.0	-2.3	100.0	-4.7					
1991	108.5	109.0	9.0	99.5	-0.5	92.9	92.6	-7.4	100.3	0.3					
1992	124.2	120.8	10.8	102.8	3.3	92.7	88.2	-4.8	105.1	4.8					
1993	119.2	112.2	-7.1	106.2	3.3	101.5	92.7	5.1	109.5	4.2					
	Vierteljährliche Indizes					Quarterly Indices					Indices trimestriels				
1989 1	104.2	99.6	-4.7	104.6	12.7	72.7	71.5	-17.8	101.7	1.7					
1989 2	110.0	104.3	-8.3	105.5	11.3	94.3	90.1	28.0	104.7	2.6					
1989 3	110.2	103.6	-6.5	106.4	10.1	107.8	103.0	10.5	104.7	3.6					
1989 4	108.3	102.1	-7.5	106.1	4.6	151.8	142.3	23.5	106.7	3.9					
1990 1	103.7	100.6	1.0	103.1	-1.4	119.9	115.8	62.0	103.5	1.8					
1990 2	106.5	106.2	1.8	100.3	-4.9	96.0	96.0	6.5	100.0	-4.5					
1990 3	91.4	93.0	-10.2	98.3	-7.6	85.0	88.2	-14.4	96.4	-7.9					
1990 4	98.6	100.4	-1.7	98.2	-7.4	100.9	101.7	-28.5	99.2	-7.0					
1991 1	95.7	96.4	-4.2	99.3	-3.7	83.1	86.2	-25.6	96.4	-6.9					
1991 2	108.3	109.6	3.2	98.8	-1.5	86.5	86.9	-9.5	99.5	-0.5					
1991 3	111.0	112.1	20.5	99.0	0.7	83.8	83.1	-5.8	100.8	4.6					
1991 4	119.1	118.2	17.7	100.8	2.6	118.8	114.9	13.0	103.4	4.2					
1992 1	112.2	110.5	14.6	101.5	2.2	69.9	67.1	-22.2	104.1	8.0					
1992 2	124.2	122.8	12.0	101.1	2.3	100.2	96.7	11.3	103.6	4.1					
1992 3	125.9	122.6	9.4	102.7	3.7	92.5	86.8	4.5	106.6	5.8					
1992 4	135.3	127.9	8.2	105.8	5.0	109.1	102.9	-10.4	106.0	2.5					
1993 1	109.7	102.6	-7.1	106.9	5.3	82.5	76.3	13.7	108.1	3.8					
1993 2	124.2	116.1	-5.5	107.0	5.8	91.2	82.5	-14.7	110.6	6.8					
1993 3	113.0	108.0	-11.9	104.6	1.9	97.4	88.5	2.0	110.1	3.3					
1993 4	126.7	119.3	-6.7	106.2	0.4	135.0	123.6	20.1	109.2	3.0					
	Monatliche Indizes					Monthly Indices					Indices mensuels				
1989 1	97.5	93.3	2.6	104.5	13.3	74.7	73.6	26.2	101.5	2.6					
1989 2	97.1	93.8	-7.8	103.5	13.1	70.8	67.2	-3.6	105.3	5.9					
1989 3	117.8	111.6	-7.8	105.6	12.1	72.8	73.7	-44.5	98.8	-2.0					
1989 4	106.4	101.7	-0.5	104.6	9.4	72.0	69.2	-13.0	104.1	2.3					
1989 5	112.6	106.4	-7.6	105.8	13.3	94.8	90.9	44.3	104.3	0.5					
1989 6	111.0	104.7	-15.5	106.0	11.0	116.2	110.2	60.4	105.4	5.0					
1989 7	109.7	103.6	-2.4	105.9	10.8	95.7	89.9	8.6	106.5	5.8					
1989 8	110.4	103.8	-5.6	106.4	11.1	104.3	100.9	-16.0	103.4	2.4					
1989 9	110.5	103.4	-10.9	106.9	8.6	123.2	118.1	53.8	104.3	2.5					
1989 10	117.8	109.8	-0.2	107.3	7.4	180.5	169.0	84.3	106.8	3.4					
1989 11	109.5	102.3	-5.9	107.0	4.9	124.0	116.3	0.3	106.6	4.1					
1989 12	97.9	94.4	-16.2	103.7	1.6	151.1	141.6	2.5	106.7	4.2					

NACE-CLIO R44 33: MILCH
UND MILCHERZEUGNISSENACE-CLIO R44 33: MILK
AND DAIRY PRODUCTSNACE-CLIO R44 33: LAIT ET
PRODUITS LAITIERS

	Intra-EU Intra-EU Intra-UE					Extra-EU Extra-EU Extra-UE									
	VAL	VOL	VOL Δ%	UV	UV Δ%	VAL	VOL	VOL Δ%	UV	UV Δ%					
	Jährliche Indizes					Annual Indices					Indices annuels				
1980	49.4	78.2	-4.9	63.2	12.7	77.8	133.6	15.9	58.2	12.6					
1981	60.0	85.4	9.2	70.3	11.2	101.5	139.2	4.2	72.9	25.3					
1982	68.4	88.9	4.1	76.9	9.4	105.0	126.1	-9.4	83.3	14.3					
1983	70.4	90.1	1.3	78.1	1.6	93.6	110.5	-12.4	84.7	1.7					
1984	75.2	94.6	5.0	79.5	1.8	105.4	126.1	14.1	83.6	-1.3					
1985	78.1	94.5	-0.1	82.6	3.9	103.2	120.7	-4.3	85.5	2.3					
1986	84.1	99.4	5.2	84.6	2.4	80.6	102.8	-14.8	78.4	-8.3					
1987	90.5	103.4	4.0	87.5	3.4	82.2	114.2	11.1	72.0	-8.2					
1988	108.1	111.1	7.4	97.3	11.2	98.6	122.8	7.5	80.3	11.5					
1989	111.8	104.3	-6.1	107.2	10.2	117.7	113.2	-7.8	104.0	29.5					
1990	100.0	100.0	-4.1	100.0	-6.7	100.0	100.0	-11.7	100.0	-3.8					
1991	109.8	111.1	11.1	98.8	-1.2	101.0	106.8	6.8	94.6	-5.4					
1992	124.5	121.7	9.5	102.3	3.5	109.3	110.0	3.0	99.4	5.1					
1993	127.7	122.3	0.5	104.4	2.1	112.6	106.6	-3.1	105.6	6.2					
	Vierteljährliche Indizes					Quarterly Indices					Indices trimestriels				
1989 1	110.6	104.3	-0.3	106.0	13.0	117.6	115.3	5.2	102.0	39.2					
1989 2	114.7	106.8	-5.7	107.4	11.9	123.2	118.8	-4.5	103.7	34.5					
1989 3	114.8	106.2	-7.7	108.1	11.2	126.3	119.7	-4.0	105.5	28.0					
1989 4	108.6	101.2	-8.3	107.3	4.9	120.2	114.7	-3.9	104.8	19.4					
1990 1	106.9	103.3	-1.0	103.5	-2.4	106.3	99.9	-13.4	106.4	4.3					
1990 2	106.2	106.1	-0.7	100.1	-6.8	105.4	103.6	-12.8	101.7	-1.9					
1990 3	90.5	92.3	-13.1	98.1	-9.3	95.1	97.0	-19.0	98.0	-7.1					
1990 4	95.5	97.3	-3.9	98.1	-8.6	87.6	93.8	-18.2	93.4	-10.9					
1991 1	101.0	102.0	-1.3	99.0	-4.3	92.6	99.7	-0.2	92.9	-12.7					
1991 2	106.9	109.3	3.0	97.8	-2.3	101.7	108.7	4.9	93.6	-8.0					
1991 3	111.3	113.3	22.8	98.2	0.1	114.4	120.3	24.0	95.1	-3.0					
1991 4	122.0	121.8	25.2	100.2	2.1	108.5	112.4	19.8	96.5	3.3					
1992 1	115.0	114.2	12.0	100.7	1.7	108.6	109.5	9.8	99.2	6.8					
1992 2	124.6	123.5	13.0	100.9	3.2	121.1	121.0	11.3	100.1	6.9					
1992 3	127.7	124.8	10.2	102.3	4.2	113.8	117.1	-2.7	97.2	2.2					
1992 4	131.5	125.2	2.8	105.0	4.8	113.3	112.1	-0.3	101.1	4.8					
1993 1	119.3	112.8	-1.2	105.8	5.1	112.6	109.0	-0.5	103.3	4.1					
1993 2	131.7	125.4	1.5	105.0	4.1	120.8	116.5	-3.7	103.7	3.6					
1993 3	123.4	119.3	-4.4	103.4	1.1	109.3	101.8	-13.1	107.4	10.5					
1993 4	132.2	127.7	2.0	103.5	-1.4	107.5	99.2	-11.5	108.4	7.2					
	Monatliche Indizes					Monthly Indices					Indices mensuels				
1989 1	102.0	96.5	11.8	105.7	12.9	107.5	107.5	17.1	100.0	38.3					
1989 2	105.3	99.9	-0.1	105.4	11.8	104.6	104.6	-1.7	100.0	37.2					
1989 3	124.3	116.4	-8.8	106.8	14.2	140.7	133.9	2.6	105.1	41.3					
1989 4	107.3	100.9	-0.1	106.3	10.4	108.5	108.4	-1.0	100.1	29.0					
1989 5	119.1	110.9	-2.4	107.4	12.8	125.7	122.4	15.0	102.7	35.5					
1989 6	117.6	108.6	-13.1	108.3	12.2	135.5	125.7	-20.1	107.8	38.9					
1989 7	114.9	106.4	-9.2	108.0	13.2	115.7	112.3	-9.0	103.0	29.2					
1989 8	116.7	108.2	-5.7	107.9	12.2	129.5	124.0	-2.1	104.4	28.1					
1989 9	112.7	104.0	-8.2	108.4	8.4	133.7	122.9	-1.0	108.8	26.5					
1989 10	118.5	109.4	0.5	108.3	6.5	123.7	117.6	-2.1	105.2	23.9					
1989 11	111.7	103.8	-5.7	107.6	4.9	126.7	119.1	-0.3	106.4	21.6					
1989 12	95.8	90.6	-19.0	105.7	3.2	110.4	107.5	-9.4	102.7	12.7					

NACE-CLIO R44 33: MILCH
UND MILCHERZEUGNISSENACE-CLIO R44 33: MILK
AND DAIRY PRODUCTSNACE-CLIO R44 33: LAIT ET
PRODUITS LAITIERS

	Intra-EU Intra-EU Intra-UE					Extra-EU Extra-EU Extra-UE									
	VAL	VOL	VOL Δ%	UV	UV Δ%	VAL	VOL	VOL Δ%	UV	UV Δ%					
	Monatliche Indizes					Monthly Indices					Indices mensuels				
1990 1	100.7	96.4	3.3	104.5	0.0	133.8	128.4	74.5	104.2	2.7					
1990 2	94.0	91.1	-2.9	103.2	-0.3	105.7	100.6	49.7	105.1	-0.2					
1990 3	116.5	114.4	2.5	101.8	-3.6	120.3	118.6	60.9	101.4	2.6					
1990 4	109.2	109.1	7.3	100.1	-4.3	101.9	101.5	46.7	100.4	-3.6					
1990 5	118.4	117.7	10.6	100.6	-4.9	96.0	96.1	5.7	99.9	-4.2					
1990 6	91.7	91.8	-12.3	99.9	-5.8	90.1	90.5	-17.9	99.6	-5.5					
1990 7	94.3	95.7	-7.6	98.5	-7.0	79.3	80.7	-10.2	98.3	-7.7					
1990 8	88.0	89.8	-13.5	98.0	-7.9	82.1	86.1	-14.7	95.3	-7.8					
1990 9	91.9	93.5	-9.6	98.3	-8.0	93.8	97.9	-17.1	95.8	-8.1					
1990 10	104.6	107.3	-2.3	97.5	-9.1	90.9	93.7	-44.6	97.0	-9.2					
1990 11	98.6	100.5	-1.8	98.1	-8.3	82.2	83.5	-28.2	98.4	-7.7					
1990 12	92.7	93.5	-1.0	99.1	-4.4	129.7	127.9	-9.7	101.4	-5.0					
1991 1	101.2	101.7	5.5	99.5	-4.8	62.4	64.5	-49.8	96.8	-7.1					
1991 2	87.7	88.1	-3.3	99.6	-3.5	62.2	64.7	-35.7	96.2	-8.5					
1991 3	98.3	99.4	-13.1	98.9	-2.8	124.7	129.5	9.2	96.3	-5.0					
1991 4	100.1	101.0	-7.4	99.1	-1.0	105.1	107.0	5.4	98.2	-2.2					
1991 5	112.0	113.7	-3.4	98.5	-2.1	78.5	78.3	-18.5	100.2	0.3					
1991 6	112.7	114.1	24.3	98.8	-1.1	75.9	75.4	-16.7	100.7	1.1					
1991 7	112.9	114.3	19.4	98.8	0.3	97.4	98.0	21.4	99.4	1.1					
1991 8	104.7	106.4	18.5	98.4	0.4	68.8	68.5	-20.4	100.5	5.5					
1991 9	115.4	115.6	23.6	99.8	1.5	85.1	82.9	-15.3	102.7	7.2					
1991 10	124.9	125.5	17.0	99.5	2.1	77.9	76.4	-18.5	102.0	5.2					
1991 11	114.2	112.6	12.0	101.4	3.4	105.8	101.4	21.4	104.3	6.0					
1991 12	118.4	116.4	24.5	101.7	2.6	172.9	166.9	30.5	103.6	2.2					
1992 1	108.2	106.6	4.8	101.5	2.0	74.9	72.0	11.6	104.0	7.4					
1992 2	111.0	109.3	24.1	101.6	2.0	63.0	59.9	-7.4	105.2	9.4					
1992 3	117.0	115.5	16.2	101.3	2.4	71.7	69.5	-46.3	103.2	7.2					
1992 4	126.9	125.9	24.7	100.8	1.7	129.5	125.6	17.4	103.1	5.0					
1992 5	118.5	117.4	3.3	100.9	2.4	91.2	87.9	12.3	103.8	3.6					
1992 6	127.1	125.0	9.6	101.7	2.9	79.7	76.6	1.6	104.1	3.4					
1992 7	130.6	128.5	12.4	101.6	2.8	91.5	85.0	-13.3	107.6	8.2					
1992 8	119.7	116.7	9.7	102.6	4.3	88.1	82.1	19.9	107.3	6.8					
1992 9	127.5	122.8	6.2	103.8	4.0	98.0	93.2	12.4	105.2	2.4					
1992 10	139.0	131.9	5.1	105.4	5.9	124.9	117.8	54.2	106.0	3.9					
1992 11	126.4	118.8	5.5	106.4	4.9	102.3	96.7	-4.6	105.8	1.4					
1992 12	140.3	132.9	14.2	105.6	3.8	99.8	94.0	-43.7	106.2	2.5					
1993 1	95.5	88.2	-17.3	108.3	6.7	77.2	71.9	-0.1	107.4	3.3					
1993 2	102.0	94.2	-13.8	108.3	6.6	67.1	62.5	4.3	107.3	2.0					
1993 3	131.5	125.5	8.7	104.8	3.5	103.3	94.6	36.1	109.2	5.8					
1993 4	112.2	104.8	-16.8	107.1	6.3	107.7	97.0	-22.8	111.0	7.7					
1993 5	132.5	122.9	4.7	107.8	6.8	93.4	84.1	-4.3	111.0	6.9					
1993 6	127.7	120.4	-3.7	106.1	4.3	72.7	66.3	-13.4	109.6	5.3					
1993 7	113.4	107.6	-16.3	105.4	3.7	107.8	97.0	14.1	111.1	3.3					
1993 8	113.6	109.1	-6.5	104.1	1.5	81.1	73.1	-11.0	110.9	3.4					
1993 9	112.0	107.3	-12.6	104.4	0.6	103.6	95.5	2.5	108.5	3.1					
1993 10	118.6	111.4	-15.5	106.5	1.0	88.3	82.4	-30.1	107.2	1.1					
1993 11	122.5	115.9	-2.4	105.7	-0.7	141.7	129.6	34.0	109.3	3.3					
1993 12	139.0	130.6	-1.7	106.4	0.8	174.9	158.7	68.8	110.2	3.8					

NACE-CLIO R44 33: MILCH
UND MILCHERZEUGNISSENACE-CLIO R44 33: MILK
AND DAIRY PRODUCTSNACE-CLIO R44 33: LAIT ET
PRODUITS LAITIERS

	Intra-EU Intra-EU Intra-UE					Extra-EU Extra-EU Extra-UE					
	VAL	VOL	VOL Δ%	UV	UV Δ%	VAL	VOL	VOL Δ%	UV	UV Δ%	
	Monatliche Indizes			Monthly Indices			Indices mensuels				
1990 1	104.6	99.7	3.3	104.9	-0.8	108.3	100.6	-6.4	107.7	7.7	
1990 2	97.9	94.7	-5.2	103.4	-1.9	102.5	96.1	-8.1	106.7	6.7	
1990 3	118.1	115.4	-0.9	102.3	-4.2	107.7	102.9	-23.2	104.7	-0.4	
1990 4	113.1	112.5	11.5	100.5	-5.5	100.5	97.8	-9.8	102.8	2.7	
1990 5	111.1	111.0	0.1	100.1	-6.8	115.0	112.5	-8.1	102.2	-0.5	
1990 6	94.0	94.6	-12.9	99.4	-8.2	100.9	100.6	-20.0	100.3	-7.0	
1990 7	93.6	95.6	-10.2	97.9	-9.4	99.1	99.6	-11.3	99.5	-3.4	
1990 8	89.9	91.7	-15.2	98.0	-9.2	102.2	104.6	-15.6	97.7	-6.4	
1990 9	88.4	89.8	-13.7	98.4	-9.2	83.9	86.9	-29.3	96.6	-11.2	
1990 10	103.8	106.8	-2.4	97.2	-10.2	93.8	100.0	-15.0	93.8	-10.8	
1990 11	96.1	97.6	-6.0	98.5	-8.5	89.5	95.2	-20.1	94.0	-11.7	
1990 12	86.3	87.4	-3.5	98.7	-6.6	79.4	86.0	-20.0	92.3	-10.1	
1991 1	105.2	106.5	6.8	98.8	-5.8	96.5	102.3	1.7	94.3	-12.4	
1991 2	92.9	93.7	-1.1	99.1	-4.2	95.0	100.8	4.9	94.2	-11.7	
1991 3	104.9	105.7	-8.4	99.2	-3.0	86.4	95.9	-6.8	90.1	-13.9	
1991 4	102.2	104.3	-7.3	98.0	-2.5	98.5	105.7	8.1	93.2	-9.3	
1991 5	111.6	114.2	2.9	97.7	-2.4	101.0	106.9	-5.0	94.5	-7.5	
1991 6	107.0	109.5	15.8	97.7	-1.7	105.8	113.6	12.9	93.1	-7.2	
1991 7	111.7	113.9	19.1	98.1	0.2	117.6	124.3	24.8	94.6	-4.9	
1991 8	106.7	109.0	18.9	97.9	-0.1	107.6	114.2	9.2	94.2	-3.6	
1991 9	115.5	117.0	30.3	98.7	0.3	118.1	122.5	41.0	96.4	-0.2	
1991 10	136.5	137.5	28.7	99.3	2.2	119.7	122.8	22.8	97.5	3.9	
1991 11	114.2	114.1	16.9	100.1	1.6	100.2	105.2	10.5	95.2	1.3	
1991 12	115.6	113.9	30.3	101.5	2.8	105.7	109.3	27.1	96.7	4.8	
1992 1	116.3	116.3	9.2	100.0	1.2	118.7	122.9	20.1	96.6	2.4	
1992 2	104.5	102.9	9.8	101.6	2.5	102.1	100.7	-0.1	101.4	7.6	
1992 3	124.2	123.6	16.9	100.5	1.3	104.9	104.8	9.3	100.1	11.1	
1992 4	122.4	121.5	16.5	100.7	2.8	118.2	114.2	8.0	103.5	11.1	
1992 5	117.0	116.2	1.8	100.7	3.1	118.6	121.3	13.5	97.8	3.5	
1992 6	134.4	132.8	21.3	101.2	3.6	126.6	127.4	12.1	99.4	6.8	
1992 7	133.6	131.8	15.7	101.4	3.4	126.5	129.7	4.3	97.5	3.1	
1992 8	118.7	116.4	6.8	102.0	4.2	103.4	107.4	-6.0	96.3	2.2	
1992 9	130.5	126.1	7.8	103.5	4.9	111.6	114.2	-6.8	97.7	1.3	
1992 10	140.3	134.5	-2.2	104.3	5.0	116.2	116.1	-5.5	100.1	2.7	
1992 11	126.1	119.8	5.0	105.3	5.2	114.4	112.4	6.8	101.8	6.9	
1992 12	128.3	121.4	6.6	105.7	4.1	109.1	107.7	-1.5	101.3	4.8	
1993 1	117.7	112.0	-3.7	105.1	5.1	105.8	102.8	-16.4	102.9	6.5	
1993 2	105.8	99.7	-3.1	106.1	4.4	111.5	107.6	6.9	103.6	2.2	
1993 3	134.3	126.7	2.5	106.0	5.5	120.6	116.6	11.3	103.4	3.3	
1993 4	127.4	119.6	-1.6	106.5	5.8	108.2	103.8	-9.1	104.2	0.7	
1993 5	129.0	124.2	6.9	103.9	3.2	111.9	108.1	-10.9	103.5	5.8	
1993 6	138.6	132.5	-0.2	104.6	3.4	142.3	137.5	7.9	103.5	4.1	
1993 7	121.7	117.6	-10.8	103.5	2.1	99.5	93.3	-28.1	106.6	9.3	
1993 8	121.4	116.5	0.1	104.2	2.2	109.2	101.9	-5.1	107.2	11.3	
1993 9	126.8	123.8	-1.8	102.4	-1.1	119.3	110.2	-3.5	108.3	10.8	
1993 10	130.9	126.1	-6.2	103.8	-0.5	103.1	95.6	-17.7	107.8	7.7	
1993 11	132.7	128.2	7.0	103.5	-1.7	109.1	100.3	-10.8	108.8	6.9	
1993 12	132.9	128.8	6.1	103.2	-2.4	110.6	101.8	-5.5	108.6	7.2	

	Intra-EU Intra-EU Intra-UE					Extra-EU Extra-EU Extra-UE									
	VAL	VOL	VOL Δ%	UV	UV Δ%	VAL	VOL	VOL Δ%	UV	UV Δ%					
	Jährliche Indizes					Annual Indices					Indices annuels				
1980	39.0	52.4	1.7	74.5	3.8	65.5	70.4	1.7	93.1	5.0					
1981	45.1	55.8	6.5	80.9	8.6	75.1	69.3	-1.6	108.4	16.4					
1982	50.9	58.8	5.4	86.6	7.0	80.4	72.3	4.3	111.2	2.6					
1983	56.5	61.5	4.6	91.8	6.0	90.4	75.8	4.8	119.3	7.3					
1984	69.7	67.8	10.2	102.8	12.0	106.1	76.3	0.7	139.1	16.6					
1985	75.9	73.7	8.7	103.0	0.2	101.8	79.4	4.1	128.2	-7.8					
1986	73.4	76.1	3.3	96.5	-6.3	89.1	84.7	6.7	105.2	-17.9					
1987	76.0	81.9	7.6	92.8	-3.8	84.2	86.1	1.7	97.8	-7.0					
1988	84.8	87.7	7.1	96.7	4.2	95.9	87.7	1.9	109.4	11.9					
1989	93.3	93.1	6.2	100.2	3.6	99.9	88.9	1.4	112.4	2.7					
1990	100.0	100.0	7.4	100.0	-0.2	100.0	100.0	12.5	100.0	-11.0					
1991	112.6	110.7	10.7	101.7	1.7	106.5	104.3	4.3	102.1	2.1					
1992	119.2	116.2	5.0	102.6	0.9	108.5	107.7	3.3	100.7	-1.4					
1993	114.4	111.5	-4.0	102.6	0.0	108.6	105.6	-1.9	102.8	2.1					
	Vierteljährliche Indizes					Quarterly Indices					Indices trimestriels				
1989 1	88.1	87.9	5.5	100.2	5.3	93.9	81.1	-0.4	115.8	13.9					
1989 2	94.3	94.2	9.4	100.1	4.4	100.4	86.8	1.9	115.7	10.0					
1989 3	88.4	88.0	4.9	100.4	3.1	103.6	93.0	5.1	111.4	-3.5					
1989 4	103.1	103.1	7.7	100.0	1.8	104.8	97.3	3.7	107.7	-5.8					
1990 1	95.3	95.1	8.2	100.2	0.0	98.0	94.4	16.4	103.8	-10.4					
1990 2	98.9	98.4	4.5	100.5	0.4	97.0	95.1	9.6	102.0	-11.8					
1990 3	96.0	96.3	9.4	99.7	-0.7	99.5	100.3	7.8	99.2	-11.0					
1990 4	109.3	109.7	6.4	99.6	-0.4	106.0	110.6	13.7	95.8	-11.0					
1991 1	108.7	108.6	14.2	100.1	-0.1	99.0	102.8	8.9	96.3	-7.2					
1991 2	111.3	110.0	11.8	101.2	0.7	103.2	100.5	5.7	102.7	0.7					
1991 3	109.4	107.0	11.1	102.2	2.5	108.4	102.8	2.5	105.4	6.3					
1991 4	120.4	116.8	6.5	103.1	3.5	114.6	110.3	-0.3	103.9	8.5					
1992 1	117.9	113.3	4.3	104.1	4.0	111.9	108.2	5.3	103.4	7.4					
1992 2	120.5	116.9	6.3	103.1	1.9	108.8	105.6	5.1	103.0	0.3					
1992 3	115.3	113.4	6.0	101.7	-0.5	105.0	107.9	5.0	97.3	-7.7					
1992 4	125.5	123.3	5.6	101.8	-1.3	113.7	114.7	4.0	99.1	-4.6					
1993 1	106.5	104.1	-8.1	102.3	-1.7	101.4	98.6	-8.9	102.8	-0.6					
1993 2	111.3	109.0	-6.8	102.1	-1.0	101.8	101.0	-4.4	100.8	-2.1					
1993 3	111.6	108.7	-4.1	102.7	1.0	110.0	106.9	-0.9	102.9	5.8					
1993 4	124.4	120.5	-2.3	103.2	1.4	120.4	115.0	0.3	104.7	5.7					
	Monatliche Indizes					Monthly Indices					Indices mensuels				
1989 1	88.6	88.6	19.1	100.0	6.4	98.2	85.5	9.2	114.9	15.4					
1989 2	83.3	83.5	2.8	99.8	4.4	90.6	77.5	2.2	116.9	14.6					
1989 3	92.0	91.5	-2.8	100.6	5.1	93.3	80.5	-10.7	115.9	12.2					
1989 4	92.0	92.2	14.0	99.8	4.0	99.5	85.6	5.3	116.2	9.7					
1989 5	93.0	92.7	5.5	100.3	5.1	99.0	86.1	-2.7	115.0	10.9					
1989 6	97.7	97.6	8.9	100.1	4.2	102.8	88.7	3.6	115.9	9.2					
1989 7	85.7	85.2	10.1	100.6	3.8	98.8	87.4	4.5	113.0	-0.1					
1989 8	86.9	86.3	3.5	100.7	3.6	106.8	96.7	5.8	110.4	-5.6					
1989 9	92.5	92.5	2.0	100.0	1.8	105.1	94.9	5.0	110.8	-4.6					
1989 10	108.6	108.4	10.4	100.2	2.5	112.6	103.2	12.7	109.1	-5.5					
1989 11	108.7	108.6	10.8	100.1	1.5	107.8	99.9	3.0	107.9	-5.3					
1989 12	92.3	92.5	1.5	99.8	1.6	94.3	89.0	-4.0	106.0	-6.6					

NACE-CLIO R44 35:
SONSTIGE
NAHRUNGSMITTEL

NACE-CLIO R44 35:
OTHER FOOD PRODUCTS

NACE-CLIO R44 35: AUTRES
PRODUITS ALIMENTAIRES

	Intra-EU Intra-EU Intra-UE					Extra-EU Extra-EU Extra-UE									
	VAL	VOL	VOL Δ%	UV	UV Δ%	VAL	VOL	VOL Δ%	UV	UV Δ%					
	Jährliche Indizes					Annual Indices					Indices annuels				
1980	40.3	54.7	2.2	73.6	4.0	59.8	75.0	10.5	79.7	20.6					
1981	46.4	57.7	5.5	80.5	9.4	83.6	88.5	18.0	94.5	18.6					
1982	52.2	60.2	4.3	86.7	7.7	78.5	87.8	-0.8	89.4	-5.4					
1983	58.0	63.2	5.0	91.8	5.9	79.3	85.8	-2.3	92.4	3.4					
1984	72.2	70.0	10.8	103.1	12.3	95.7	94.8	10.5	100.9	9.2					
1985	78.1	75.4	7.7	103.6	0.5	102.2	101.7	7.3	100.5	-0.4					
1986	75.4	77.7	3.1	97.0	-6.4	81.8	91.4	-10.1	89.5	-10.9					
1987	78.0	83.4	7.3	93.5	-3.6	78.3	93.0	1.8	84.2	-5.9					
1988	85.2	87.3	4.7	97.6	4.4	83.4	92.3	-0.8	90.4	7.4					
1989	95.5	94.8	8.6	100.7	3.2	97.7	96.3	4.3	101.5	12.3					
1990	100.0	100.0	5.5	100.0	-0.7	100.0	100.0	3.8	100.0	-1.5					
1991	111.1	109.6	9.6	101.4	1.4	101.0	101.4	1.4	99.6	-0.4					
1992	117.5	114.2	4.2	102.9	1.5	110.5	110.2	8.7	100.3	0.7					
1993	124.4	120.5	5.5	103.2	0.3	123.6	118.8	7.8	104.0	3.7					
	Vierteljährliche Indizes					Quarterly Indices					Indices trimestriels				
1989 1	89.1	88.7	8.8	100.5	4.5	92.3	94.4	16.5	97.8	14.3					
1989 2	94.4	93.6	10.4	100.9	4.7	98.7	97.8	13.3	100.9	15.2					
1989 3	89.8	89.2	4.4	100.7	2.8	96.5	93.7	10.8	103.0	10.2					
1989 4	108.4	107.5	11.2	100.8	1.5	117.0	112.6	10.5	103.9	10.4					
1990 1	96.7	95.8	8.0	100.9	0.4	100.7	97.9	3.7	102.9	5.2					
1990 2	99.6	99.1	5.9	100.5	-0.4	99.8	97.9	0.1	101.9	1.0					
1990 3	93.5	94.2	5.6	99.3	-1.4	91.9	92.1	-1.7	99.8	-3.1					
1990 4	110.3	111.0	3.3	99.4	-1.4	109.7	114.1	1.3	96.1	-7.5					
1991 1	107.6	107.2	11.9	100.4	-0.5	95.1	98.6	0.7	96.4	-6.3					
1991 2	109.0	108.2	9.2	100.7	0.2	95.0	95.7	-2.2	99.3	-2.6					
1991 3	107.4	105.8	12.3	101.5	2.2	96.2	95.1	3.3	101.2	1.4					
1991 4	120.0	116.7	5.1	102.8	3.4	114.2	112.8	-1.1	101.2	5.3					
1992 1	116.0	111.4	3.9	104.1	3.7	113.4	113.1	14.7	100.3	4.0					
1992 2	118.9	115.1	6.4	103.3	2.6	113.5	111.5	16.5	101.8	2.5					
1992 3	113.2	110.9	4.8	102.1	0.6	111.8	112.6	18.4	99.3	-1.9					
1992 4	125.5	123.0	5.4	102.0	-0.8	129.7	129.7	15.0	100.0	-1.2					
1993 1	119.1	114.3	2.6	104.2	0.1	113.5	110.5	-2.3	102.7	2.4					
1993 2	122.2	119.2	3.6	102.5	-0.8	113.3	109.3	-2.0	103.7	1.9					
1993 3	118.7	115.5	4.1	102.8	0.7	121.1	116.1	3.1	104.3	5.0					
1993 4	133.9	129.6	5.4	103.3	1.3	146.8	139.8	7.8	105.0	5.0					
	Monatliche Indizes					Monthly Indices					Indices mensuels				
1989 1	85.4	85.4	18.3	100.0	5.0	92.5	95.2	44.0	97.2	15.0					
1989 2	85.3	84.6	4.6	100.8	4.2	87.4	89.9	9.4	97.2	13.4					
1989 3	97.0	96.1	5.3	100.9	4.3	97.3	98.3	3.9	99.0	14.7					
1989 4	91.6	91.2	12.6	100.4	4.1	92.8	93.4	8.6	99.4	13.9					
1989 5	95.1	94.3	15.6	100.9	4.8	98.3	98.2	18.9	100.1	15.2					
1989 6	96.4	95.3	3.9	101.2	5.0	104.9	101.7	12.6	103.1	16.6					
1989 7	86.6	85.7	6.6	101.0	4.1	91.6	89.1	10.8	102.8	14.1					
1989 8	87.2	86.6	9.1	100.7	3.1	93.1	90.2	14.0	103.2	9.1					
1989 9	95.6	95.2	-1.3	100.4	1.5	105.0	102.0	8.2	102.9	7.7					
1989 10	115.7	115.1	14.4	100.5	1.5	122.3	116.7	15.2	104.8	12.2					
1989 11	115.0	113.7	13.7	101.1	1.5	116.9	112.6	11.9	103.8	10.4					
1989 12	94.4	93.7	4.8	100.7	1.3	111.9	108.5	4.3	103.1	8.8					

NACE-CLIO R44 35:
SONSTIGE
NAHRUNGSMITTEL

NACE-CLIO R44 35:
OTHER FOOD PRODUCTS

NACE-CLIO R44 35: AUTRES
PRODUITS ALIMENTAIRES

	Intra-EU Intra-EU Intra-UE					Extra-EU Extra-EU Extra-UE									
	VAL	VOL	VOL Δ%	UV	UV Δ%	VAL	VOL	VOL Δ%	UV	UV Δ%					
	Monatliche Indizes					Monthly Indices					Indices mensuels				
1990 1	94.5	94.1	6.2	100.4	0.4	107.2	102.0	19.3	105.1	-8.5					
1990 2	88.9	88.8	6.3	100.1	0.3	89.3	86.2	11.2	103.6	-11.4					
1990 3	102.2	102.2	11.7	100.0	-0.6	97.7	95.1	18.1	102.7	-11.4					
1990 4	95.7	95.3	3.4	100.4	0.6	94.2	91.0	6.3	103.5	-10.9					
1990 5	101.8	101.9	9.9	99.9	-0.4	97.6	96.1	11.6	101.6	-11.7					
1990 6	99.2	97.9	0.3	101.3	1.2	99.2	98.2	10.7	101.0	-12.9					
1990 7	97.0	96.7	13.5	100.3	-0.3	103.0	102.1	16.8	100.9	-10.7					
1990 8	92.1	93.0	7.8	99.0	-1.7	104.8	106.1	9.7	98.8	-10.5					
1990 9	99.1	99.3	7.4	99.8	-0.2	90.6	92.7	-2.3	97.7	-11.8					
1990 10	115.6	115.9	6.9	99.7	-0.5	116.2	119.3	15.6	97.4	-10.7					
1990 11	114.9	115.1	6.0	99.8	-0.3	113.5	119.9	20.0	94.7	-12.2					
1990 12	97.5	98.2	6.2	99.3	-0.5	88.0	92.5	3.9	95.1	-10.3					
1991 1	114.2	114.5	21.7	99.7	-0.7	110.9	115.6	13.3	95.9	-8.8					
1991 2	102.2	102.1	15.0	100.1	0.0	91.6	95.8	11.1	95.6	-7.7					
1991 3	109.5	109.1	6.8	100.4	0.4	94.7	97.1	2.1	97.5	-5.1					
1991 4	109.3	108.5	13.9	100.7	0.3	104.1	102.6	12.7	101.5	-1.9					
1991 5	113.3	111.7	9.6	101.4	1.5	103.9	100.7	4.8	103.2	1.6					
1991 6	111.2	109.7	12.1	101.4	0.1	101.6	98.3	0.1	103.4	2.4					
1991 7	113.5	110.9	14.7	102.3	2.0	112.7	105.7	3.5	106.6	5.6					
1991 8	102.1	100.4	8.0	101.7	2.7	106.1	101.2	-4.6	104.8	6.1					
1991 9	112.8	109.9	10.7	102.6	2.8	106.3	101.4	9.4	104.8	7.3					
1991 10	129.0	125.2	8.0	103.0	3.3	123.2	118.6	-0.6	103.9	6.7					
1991 11	121.1	117.1	1.7	103.4	3.6	113.7	108.7	-9.3	104.6	10.5					
1991 12	111.1	108.0	10.0	102.9	3.6	106.6	103.5	11.9	103.0	8.3					
1992 1	113.5	109.3	-4.5	103.8	4.1	120.0	116.6	0.9	102.9	7.3					
1992 2	115.3	110.8	8.5	104.1	4.0	100.5	97.9	2.2	102.7	7.4					
1992 3	124.8	119.8	9.8	104.2	3.8	115.3	110.2	13.5	104.6	7.3					
1992 4	126.4	121.9	12.4	103.7	3.0	111.9	106.8	4.1	104.8	3.3					
1992 5	114.7	111.1	-0.5	103.2	1.8	103.3	99.7	-1.0	103.6	0.4					
1992 6	120.1	117.5	7.1	102.2	0.8	111.0	110.2	12.1	100.7	-2.6					
1992 7	121.9	119.2	7.5	102.3	0.0	112.6	114.0	7.9	98.8	-7.3					
1992 8	103.7	102.2	1.8	101.5	-0.2	96.3	99.1	-2.1	97.2	-7.3					
1992 9	120.2	118.8	8.1	101.2	-1.4	105.9	110.5	9.0	95.8	-8.6					
1992 10	129.2	126.9	1.4	101.8	-1.2	111.9	116.2	-2.0	96.3	-7.3					
1992 11	123.2	121.3	3.6	101.6	-1.7	114.1	114.4	5.2	99.7	-4.7					
1992 12	124.0	121.7	12.7	101.9	-1.0	115.3	113.6	9.8	101.5	-1.5					
1993 1	94.9	93.6	-14.4	101.4	-2.3	96.3	93.9	-19.5	102.6	-0.3					
1993 2	108.4	105.2	-5.1	103.0	-1.1	99.1	97.3	-0.6	101.9	-0.8					
1993 3	116.1	113.4	-5.3	102.4	-1.7	108.9	104.7	-5.0	104.0	-0.6					
1993 4	114.2	110.3	-9.5	103.5	-0.2	100.1	97.6	-8.6	102.6	-2.1					
1993 5	107.0	105.4	-5.1	101.5	-1.6	96.1	96.0	-3.7	100.1	-3.4					
1993 6	112.7	111.3	-5.3	101.3	-0.9	109.4	109.6	-0.5	99.8	-0.9					
1993 7	109.1	107.0	-10.2	102.0	-0.3	113.1	111.1	-2.5	101.8	3.0					
1993 8	110.9	107.5	5.2	103.2	1.7	105.3	101.4	2.3	103.8	6.8					
1993 9	115.0	111.8	-5.9	102.9	1.7	111.6	108.2	-2.1	103.1	7.6					
1993 10	119.8	115.5	-9.0	103.7	1.9	116.2	112.3	-3.4	103.5	7.5					
1993 11	125.6	121.8	0.4	103.1	1.5	128.4	122.4	7.0	104.9	5.2					
1993 12	127.7	124.2	2.1	102.8	0.9	116.6	110.4	-2.8	105.6	4.0					

NACE-CLIO R44 35:
SONSTIGE
NAHRUNGSMITTEL

NACE-CLIO R44 35:
OTHER FOOD PRODUCTS

NACE-CLIO R44 35: AUTRES
PRODUITS ALIMENTAIRES

	Intra-EU Intra-EU Intra-UE					Extra-EU Extra-EU Extra-UE									
	VAL	VOL	VOL Δ%	UV	UV Δ%	VAL	VOL	VOL Δ%	UV	UV Δ%					
	Monatliche Indizes					Monthly Indices					Indices mensuels				
1990 1	96.9	95.8	12.2	101.1	1.1	97.1	94.2	-1.1	103.1	6.1					
1990 2	90.5	89.7	6.0	100.9	0.1	96.3	93.0	3.4	103.5	6.5					
1990 3	102.5	101.9	6.0	100.6	-0.3	109.1	106.6	8.4	102.3	3.3					
1990 4	94.8	94.1	3.2	100.7	0.3	91.3	89.6	-4.1	101.9	2.5					
1990 5	103.9	103.4	9.7	100.5	-0.4	102.8	101.0	2.9	101.8	1.7					
1990 6	100.0	99.7	4.6	100.3	-0.9	105.3	103.2	1.5	102.0	-1.1					
1990 7	94.2	94.4	10.2	99.8	-1.2	97.2	96.0	7.7	101.3	-1.5					
1990 8	89.3	90.3	4.3	98.9	-1.8	89.4	90.1	-0.1	99.2	-3.9					
1990 9	97.1	98.0	2.9	99.1	-1.3	89.0	90.2	-11.6	98.7	-4.1					
1990 10	119.4	120.6	4.8	99.0	-1.5	121.3	122.5	5.0	99.0	-5.5					
1990 11	114.8	115.1	1.2	99.7	-1.4	107.4	112.9	0.3	95.1	-8.4					
1990 12	97.0	97.4	3.9	99.6	-1.1	100.1	106.8	-1.6	93.7	-9.1					
1991 1	111.3	110.9	15.8	100.4	-0.7	96.1	99.8	5.9	96.3	-6.6					
1991 2	101.2	100.7	12.3	100.5	-0.4	94.4	98.6	6.0	95.7	-7.5					
1991 3	110.4	110.1	8.0	100.3	-0.3	94.7	97.3	-8.7	97.3	-4.9					
1991 4	107.5	106.6	13.3	100.8	0.1	94.6	95.1	6.1	99.5	-2.4					
1991 5	111.9	111.3	7.6	100.5	0.0	99.8	101.5	0.5	98.3	-3.4					
1991 6	107.9	106.8	7.1	101.0	0.7	90.8	90.6	-12.2	100.2	-1.8					
1991 7	109.5	107.6	14.0	101.8	2.0	96.6	96.7	0.7	99.9	-1.4					
1991 8	100.2	98.6	9.2	101.6	2.7	87.6	87.9	-2.4	99.7	0.5					
1991 9	112.5	111.1	13.4	101.3	2.2	104.7	100.8	11.8	103.9	5.3					
1991 10	128.1	124.7	3.4	102.7	3.7	117.5	116.1	-5.2	101.2	2.2					
1991 11	120.5	117.1	1.7	102.9	3.2	111.9	109.6	-2.9	102.1	7.4					
1991 12	111.2	108.3	11.2	102.7	3.1	113.4	112.9	5.7	100.4	7.2					
1992 1	115.6	111.2	0.3	104.0	3.6	105.2	104.8	5.0	100.4	4.3					
1992 2	109.8	105.6	4.9	104.0	3.5	111.4	111.8	13.4	99.6	4.1					
1992 3	122.2	117.3	6.5	104.2	3.9	123.6	122.7	26.1	100.7	3.5					
1992 4	121.8	117.3	10.0	103.8	3.0	117.1	114.2	20.1	102.5	3.0					
1992 5	111.0	107.2	-3.7	103.5	3.0	107.6	106.1	4.5	101.4	3.2					
1992 6	124.2	120.9	13.2	102.7	1.7	115.8	114.3	26.2	101.3	1.1					
1992 7	117.8	114.4	6.3	103.0	1.2	115.3	115.1	19.0	100.2	0.3					
1992 8	100.0	97.9	-0.7	102.1	0.5	98.8	99.2	12.9	99.6	-0.1					
1992 9	122.0	120.3	8.3	101.4	0.1	121.2	123.4	22.4	98.2	-5.5					
1992 10	134.3	131.3	5.3	102.3	-0.4	135.7	134.1	15.5	101.2	0.0					
1992 11	122.9	120.5	2.9	102.0	-0.9	125.6	124.7	13.8	100.7	-1.4					
1992 12	119.2	117.2	8.2	101.7	-1.0	128.2	130.5	15.6	98.2	-2.2					
1993 1	110.2	106.7	-4.0	103.3	-0.7	101.0	99.0	-5.5	102.0	1.6					
1993 2	119.5	113.5	7.5	105.3	1.3	117.1	114.0	2.0	102.7	3.1					
1993 3	127.6	122.8	4.7	103.9	-0.3	122.5	118.6	-3.3	103.3	2.6					
1993 4	121.5	117.8	0.4	103.1	-0.7	110.0	106.7	-6.6	103.1	0.6					
1993 5	115.8	113.3	5.7	102.2	-1.3	109.7	105.7	-0.4	103.8	2.4					
1993 6	129.5	126.6	4.7	102.3	-0.4	120.4	115.7	1.2	104.1	2.8					
1993 7	114.8	111.5	-2.5	103.0	0.0	110.1	107.1	-7.0	102.8	2.6					
1993 8	110.7	108.1	10.4	102.4	0.3	118.0	112.8	13.7	104.6	5.0					
1993 9	130.6	126.9	5.5	102.9	1.5	135.1	128.4	4.1	105.2	7.1					
1993 10	132.5	128.5	-2.1	103.1	0.8	140.2	134.7	0.4	104.1	2.9					
1993 11	134.5	129.3	7.3	104.0	2.0	142.5	136.2	9.2	104.6	3.9					
1993 12	134.4	130.9	11.7	102.7	1.0	157.6	148.5	13.8	106.1	8.0					

NACE-CLIO R44 37:
GETRAENKENACE-CLIO R44 37:
BEVERAGESNACE-CLIO R44 37:
BOISSONS

	Intra-EU Intra-EU Intra-UE					Extra-EU Extra-EU Extra-UE									
	VAL	VOL	VOL Δ%	UV	UV Δ%	VAL	VOL	VOL Δ%	UV	UV Δ%					
	Jährliche Indizes					Annual Indices					Indices annuels				
1980	38.6	61.9	1.3	62.4	10.4	48.6	71.0	-1.4	68.5	14.5					
1981	42.2	61.9	0.0	68.1	9.1	53.6	68.4	-3.7	78.3	14.3					
1982	45.9	62.9	1.6	72.9	7.0	58.8	68.7	0.4	85.6	9.3					
1983	49.8	64.8	3.0	76.9	5.5	62.0	70.3	2.3	88.2	3.0					
1984	54.1	68.3	5.4	79.2	3.0	63.4	70.0	-0.4	90.5	2.6					
1985	61.8	75.3	10.2	82.1	3.7	66.5	73.2	4.6	90.9	0.4					
1986	68.1	81.8	8.6	83.2	1.3	71.4	82.4	12.6	86.6	-4.7					
1987	71.9	86.3	5.5	83.3	0.1	80.8	96.4	17.0	83.8	-3.2					
1988	79.7	89.4	3.6	89.2	7.1	62.6	69.6	-27.8	90.0	7.4					
1989	89.6	94.0	5.1	95.3	6.8	81.5	82.0	17.8	99.4	10.4					
1990	100.0	100.0	6.4	100.0	4.9	100.0	100.0	22.0	100.0	0.6					
1991	109.5	104.2	4.2	105.1	5.1	113.3	106.2	6.2	106.7	6.7					
1992	116.1	107.5	3.2	108.0	2.8	120.4	110.5	4.0	109.0	2.2					
1993	111.9	107.0	-0.5	104.6	-3.1	132.6	111.3	0.7	119.1	9.3					
	Vierteljährliche Indizes					Quarterly Indices					Indices trimestriels				
1989 1	70.0	74.5	4.5	94.0	9.9	60.1	62.3	1.6	96.5	12.7					
1989 2	87.1	92.5	10.0	94.2	6.7	75.9	77.8	25.7	97.6	10.7					
1989 3	93.0	98.1	16.4	94.8	5.7	95.6	95.9	41.4	99.7	8.6					
1989 4	112.4	115.4	0.3	97.4	6.0	106.2	103.9	28.3	102.2	9.5					
1990 1	78.5	80.8	8.5	97.1	3.3	89.7	90.1	44.6	99.6	3.2					
1990 2	96.0	97.5	5.4	98.5	4.6	96.2	96.6	24.2	99.6	2.0					
1990 3	98.0	97.5	-0.6	100.5	6.0	103.3	101.7	6.0	101.6	1.9					
1990 4	126.5	123.2	6.8	102.7	5.4	112.1	113.0	8.8	99.2	-2.9					
1991 1	89.5	87.1	7.8	102.7	5.8	89.7	88.6	-1.7	101.2	1.6					
1991 2	100.8	97.4	-0.1	103.5	5.1	99.3	94.8	-1.9	104.7	5.1					
1991 3	111.0	105.6	8.3	105.1	4.6	123.3	111.3	9.4	110.8	9.1					
1991 4	136.2	126.1	2.4	108.0	5.2	139.1	128.4	13.6	108.3	9.2					
1992 1	93.2	87.6	0.6	106.4	3.6	110.2	101.1	14.1	109.0	7.7					
1992 2	114.3	106.1	8.9	107.7	4.1	115.3	104.9	10.7	109.9	5.0					
1992 3	118.4	108.9	3.1	108.7	3.4	140.6	130.4	17.2	107.8	-2.7					
1992 4	142.6	130.9	3.8	108.9	0.8	122.8	111.9	-12.9	109.7	1.3					
1993 1	86.6	82.6	-5.7	104.8	-1.5	110.9	94.1	-6.9	117.9	8.2					
1993 2	116.8	113.0	6.5	103.4	-4.0	125.1	109.2	4.1	114.6	4.3					
1993 3	103.9	98.0	-10.0	106.0	-2.5	133.9	110.3	-15.4	121.4	12.6					
1993 4	140.2	133.9	2.3	104.7	-3.9	160.8	131.8	17.8	122.0	11.2					
	Monatliche Indizes					Monthly Indices					Indices mensuels				
1989 1	69.2	73.9	18.1	93.6	10.2	70.1	71.4	33.2	98.2	16.4					
1989 2	64.6	68.8	2.2	93.9	10.7	49.6	52.4	-20.1	94.6	12.1					
1989 3	76.5	80.9	-3.8	94.6	9.5	60.5	63.0	-2.6	96.0	9.3					
1989 4	81.2	86.2	12.1	94.2	7.0	69.4	72.1	13.2	96.3	8.9					
1989 5	84.4	89.7	5.0	94.1	5.7	78.3	80.2	31.9	97.6	10.8					
1989 6	95.9	101.6	12.9	94.4	7.3	80.2	81.2	32.7	98.8	12.1					
1989 7	97.8	104.7	19.5	93.4	4.1	90.3	91.8	34.2	98.4	5.9					
1989 8	87.1	92.6	18.0	94.1	4.9	94.9	95.6	42.1	99.3	9.6					
1989 9	94.2	97.1	11.9	97.0	8.1	101.7	100.3	48.2	101.4	10.5					
1989 10	109.0	111.7	6.7	97.6	7.3	105.6	104.0	30.0	101.5	9.7					
1989 11	125.8	128.6	6.5	97.8	6.3	117.0	111.9	41.6	104.6	12.8					
1989 12	102.2	105.8	-11.5	96.6	4.2	96.1	95.9	14.3	100.2	5.8					

	Intra-EU Intra-EU Intra-UE					Extra-EU Extra-EU Extra-UE									
	VAL	VOL	VOL Δ%	UV	UV Δ%	VAL	VOL	VOL Δ%	UV	UV Δ%					
	Jährliche Indizes					Annual Indices					Indices annuels				
1980	36.1	62.2	-3.3	58.0	11.5	47.1	81.4	-3.1	57.9	15.3					
1981	40.1	63.3	1.8	63.4	9.3	59.1	86.5	6.3	68.3	18.0					
1982	43.6	63.3	0.0	68.9	8.7	66.3	86.0	-0.6	77.1	12.9					
1983	47.1	65.0	2.7	72.5	5.2	67.5	84.7	-1.5	79.7	3.4					
1984	54.8	72.6	11.7	75.5	4.1	77.4	89.6	5.8	86.4	8.4					
1985	61.7	78.7	8.4	78.4	3.8	82.5	91.2	1.8	90.5	4.7					
1986	66.7	84.7	7.6	78.8	0.5	74.6	88.4	-3.1	84.4	-6.7					
1987	71.7	90.7	7.1	79.1	0.4	73.0	88.9	0.6	82.1	-2.7					
1988	79.2	89.2	-1.7	88.8	12.3	80.2	89.9	1.1	89.2	8.6					
1989	89.0	92.9	4.1	95.8	7.9	93.7	96.4	7.2	97.2	9.0					
1990	100.0	100.0	7.6	100.0	4.4	100.0	100.0	3.7	100.0	2.9					
1991	109.6	104.6	4.6	104.8	4.8	103.5	97.5	-2.5	106.2	6.2					
1992	113.7	107.5	2.8	105.8	1.0	108.8	99.9	2.5	108.9	2.5					
1993	114.4	111.1	3.3	103.0	-2.6	120.8	109.9	10.0	109.9	0.9					
	Vierteljährliche Indizes					Quarterly Indices					Indices trimestriels				
1989 1	70.4	75.0	3.6	93.8	12.2	80.7	85.4	10.9	94.5	12.1					
1989 2	88.1	92.4	8.8	95.4	8.0	93.5	94.6	19.6	98.8	10.5					
1989 3	93.6	97.1	8.6	96.4	7.8	104.4	105.6	12.6	98.9	8.9					
1989 4	106.7	109.9	1.1	97.1	5.1	110.7	115.1	21.4	96.2	5.1					
1990 1	77.9	80.0	6.7	97.4	3.8	84.6	86.9	1.8	97.4	3.1					
1990 2	96.6	96.9	4.9	99.7	4.5	95.9	96.4	1.9	99.5	0.7					
1990 3	100.3	98.9	1.9	101.4	5.2	109.4	107.5	1.8	101.8	2.9					
1990 4	123.1	122.1	11.1	100.8	3.8	110.2	109.4	-5.0	100.7	4.7					
1991 1	90.0	88.0	10.0	102.3	5.0	81.6	80.5	-7.4	101.4	4.1					
1991 2	102.9	98.8	2.0	104.1	4.4	92.8	87.9	-8.8	105.6	6.1					
1991 3	111.2	105.1	6.3	105.8	4.3	115.8	107.6	0.1	107.6	5.7					
1991 4	133.8	125.9	3.1	106.3	5.5	115.8	106.1	-3.0	109.1	8.3					
1992 1	92.1	87.4	-0.7	105.4	3.0	93.2	85.3	6.0	109.3	7.8					
1992 2	113.2	106.6	7.9	106.2	2.0	119.3	104.6	19.0	114.1	8.0					
1992 3	116.8	109.8	4.5	106.4	0.6	124.0	114.9	6.8	107.9	0.3					
1992 4	134.8	127.9	1.6	105.4	-0.8	120.6	115.1	8.5	104.8	-3.9					
1993 1	88.0	87.0	-0.5	101.1	-4.1	92.1	85.8	0.6	107.4	-1.7					
1993 2	118.0	115.8	8.6	101.9	-4.0	111.9	101.5	-3.0	110.2	-3.4					
1993 3	111.4	107.3	-2.3	103.8	-2.4	136.6	122.1	6.3	111.9	3.7					
1993 4	138.6	132.6	3.7	104.5	-0.9	142.8	130.4	13.3	109.5	4.5					
	Monatliche Indizes					Monthly Indices					Indices mensuels				
1989 1	63.7	68.6	17.1	92.8	15.0	71.4	76.5	11.0	93.3	11.7					
1989 2	67.1	71.3	-2.7	94.1	13.0	83.4	88.3	9.1	94.5	13.9					
1989 3	80.2	85.0	-0.5	94.4	9.9	87.3	91.5	12.8	95.4	10.4					
1989 4	77.6	81.3	10.9	95.5	8.4	90.4	93.3	24.6	96.9	8.0					
1989 5	88.1	92.7	6.9	95.0	7.2	92.0	93.3	17.2	98.6	11.2					
1989 6	98.8	103.2	9.1	95.7	8.6	97.9	97.2	17.2	100.7	12.1					
1989 7	98.6	104.5	12.4	94.4	7.2	98.7	100.9	22.2	97.8	8.9					
1989 8	80.7	84.3	10.2	95.7	8.0	90.9	91.4	10.4	99.5	9.8					
1989 9	101.5	102.5	3.7	99.0	8.6	123.7	124.6	7.6	99.3	8.3					
1989 10	114.4	115.1	12.1	99.4	6.8	132.4	135.0	27.1	98.1	6.1					
1989 11	118.1	122.1	3.5	96.7	3.8	114.1	117.9	21.4	96.8	6.3					
1989 12	87.6	92.5	-12.2	94.7	4.3	85.7	92.3	14.0	92.8	2.4					

NACE-CLIO R44 37:
GETRAENKENACE-CLIO R44 37:
BEVERAGESNACE-CLIO R44 37:
BOISSONS

	Intra-EU Intra-EU Intra-UE					Extra-EU Extra-EU Extra-UE					
	VAL	VOL	VOL Δ%	UV	UV Δ%	VAL	VOL	VOL Δ%	UV	UV Δ%	
	Monatliche Indizes			Monthly Indices			Indices mensuels				
1990 1	79.6	82.3	11.4	96.7	3.3	112.4	114.0	59.7	98.6	0.4	
1990 2	69.3	71.0	3.2	97.6	3.9	68.3	69.7	33.0	98.0	3.6	
1990 3	86.4	89.0	10.0	97.1	2.6	88.8	86.8	37.8	102.3	6.6	
1990 4	89.6	91.5	6.1	97.9	3.9	82.3	85.1	18.0	96.7	0.4	
1990 5	95.6	97.1	8.2	98.5	4.7	109.2	108.8	35.7	100.4	2.9	
1990 6	102.8	103.9	2.3	98.9	4.8	97.2	96.0	18.2	101.2	2.4	
1990 7	109.5	109.4	4.5	100.1	7.2	114.6	111.7	21.7	102.6	4.3	
1990 8	88.8	88.6	-4.3	100.2	6.5	87.2	91.0	-4.8	95.8	-3.5	
1990 9	95.8	94.6	-2.6	101.3	4.4	108.0	102.3	2.0	105.6	4.1	
1990 10	126.0	123.2	10.3	102.3	4.8	104.6	106.4	2.3	98.3	-3.2	
1990 11	142.9	138.6	7.8	103.1	5.4	129.6	128.3	14.7	101.0	-3.4	
1990 12	110.6	107.9	2.0	102.5	6.1	102.1	104.2	8.7	98.0	-2.2	
1991 1	98.8	97.1	18.0	101.8	5.3	108.3	107.5	-5.7	100.7	2.1	
1991 2	77.7	75.2	5.9	103.3	5.8	66.3	66.7	-4.3	99.4	1.4	
1991 3	91.9	89.1	0.1	103.1	6.2	94.6	91.7	5.6	103.2	0.9	
1991 4	99.3	96.0	4.9	103.4	5.6	90.9	89.5	5.2	101.6	5.1	
1991 5	102.0	99.2	2.2	102.8	4.4	111.2	104.8	-3.7	106.1	5.7	
1991 6	101.1	97.0	-6.6	104.2	5.4	95.9	90.2	-6.0	106.3	5.0	
1991 7	118.1	112.7	3.0	104.8	4.7	138.4	127.1	13.8	108.9	6.1	
1991 8	97.4	93.4	5.4	104.3	4.1	111.4	99.0	8.8	112.5	17.4	
1991 9	117.2	110.6	16.9	106.0	4.6	120.2	107.8	5.4	111.5	5.6	
1991 10	130.2	121.7	-1.2	107.0	4.6	125.9	120.1	12.9	104.8	6.6	
1991 11	148.0	135.4	-2.3	109.3	6.0	164.1	146.5	14.2	112.0	10.9	
1991 12	130.2	121.1	12.2	107.5	4.9	127.3	118.6	13.8	107.3	9.5	
1992 1	91.6	85.3	-12.2	107.4	5.5	130.2	118.3	10.0	110.1	9.3	
1992 2	84.1	79.1	5.2	106.3	2.9	84.4	77.3	15.9	109.2	9.9	
1992 3	104.0	98.6	10.7	105.5	2.3	116.0	107.8	17.6	107.6	4.3	
1992 4	109.4	100.9	5.1	108.4	4.8	130.7	119.6	33.6	109.3	7.6	
1992 5	108.9	100.8	1.6	108.0	5.1	107.4	96.5	-7.9	111.3	4.9	
1992 6	124.6	116.6	20.2	106.9	2.6	107.9	98.7	9.4	109.3	2.8	
1992 7	135.2	125.4	11.3	107.8	2.9	149.9	137.9	8.5	108.7	-0.2	
1992 8	102.7	93.6	0.2	109.7	5.2	122.4	114.2	15.4	107.2	-4.7	
1992 9	117.3	107.7	-2.6	108.9	2.7	149.6	139.2	29.1	107.5	-3.6	
1992 10	129.3	119.2	-2.1	108.5	1.4	114.4	106.6	-11.2	107.3	2.4	
1992 11	143.1	130.8	-3.4	109.4	0.1	111.7	101.8	-30.5	109.7	-2.1	
1992 12	155.1	142.7	17.8	108.7	1.1	142.0	127.2	7.3	111.6	4.0	
1993 1	72.6	68.9	-19.2	105.4	-1.9	92.5	81.7	-30.9	113.2	2.8	
1993 2	82.9	78.6	-0.6	105.5	-0.8	99.8	84.5	9.3	118.1	8.2	
1993 3	104.1	100.3	1.7	103.8	-1.6	140.5	116.1	7.7	121.0	12.5	
1993 4	106.6	102.6	1.7	103.9	-4.2	125.9	109.2	-8.7	115.3	5.5	
1993 5	118.1	113.2	12.3	104.3	-3.4	118.2	102.2	5.9	115.7	4.0	
1993 6	125.7	123.1	5.6	102.1	-4.5	131.2	116.1	17.6	113.0	3.4	
1993 7	111.0	103.9	-17.1	106.8	-0.9	127.7	106.6	-22.7	119.8	10.2	
1993 8	92.6	88.0	-6.0	105.2	-4.1	133.9	108.0	-5.4	124.0	15.7	
1993 9	107.9	102.1	-5.2	105.7	-2.9	140.1	116.4	-16.4	120.4	12.0	
1993 10	126.7	121.4	1.8	104.4	-3.8	138.2	112.7	5.7	122.6	14.3	
1993 11	143.7	137.0	4.7	104.9	-4.1	170.7	137.8	35.4	123.9	12.9	
1993 12	149.8	143.2	0.4	104.6	-3.8	173.2	144.7	13.8	119.7	7.3	

NACE-CLIO R44 37:
GETRAENKENACE-CLIO R44 37:
BEVERAGESNACE-CLIO R44 37:
BOISSONS

	Intra-EU Intra-EU Intra-UE					Extra-EU Extra-EU Extra-UE									
	VAL	VOL	VOL Δ%	UV	UV Δ%	VAL	VOL	VOL Δ%	UV	UV Δ%					
	Monatliche Indizes					Monthly Indices					Indices mensuels				
1990 1	73.0	75.6	10.2	96.5	4.0	80.0	82.7	8.1	96.7	3.6					
1990 2	72.0	73.4	2.9	98.1	4.3	81.1	83.7	-5.2	96.9	2.5					
1990 3	88.5	90.9	6.9	97.4	3.2	93.0	94.4	3.2	98.5	3.2					
1990 4	85.6	86.0	5.8	99.5	4.2	87.4	89.3	-4.3	97.9	1.0					
1990 5	96.3	96.7	4.3	99.6	4.8	97.0	97.1	4.1	99.9	1.3					
1990 6	107.9	108.0	4.7	99.9	4.4	103.4	102.8	5.8	100.6	-0.1					
1990 7	107.5	106.5	1.9	100.9	6.9	104.6	102.5	1.6	102.0	4.3					
1990 8	88.2	87.5	3.8	100.8	5.3	107.5	104.9	14.8	102.5	3.0					
1990 9	105.2	102.7	0.2	102.4	3.4	116.3	115.1	-7.6	101.0	1.7					
1990 10	133.1	130.5	13.4	102.0	2.6	128.3	127.3	-5.7	100.8	2.8					
1990 11	134.5	133.4	9.3	100.8	4.2	108.0	108.1	-8.3	99.9	3.2					
1990 12	101.9	102.5	10.8	99.4	5.0	94.1	92.8	0.5	101.4	9.3					
1991 1	90.1	88.5	17.1	101.8	5.5	81.0	80.1	-3.1	101.1	4.6					
1991 2	83.8	81.0	10.4	103.4	5.4	78.4	77.2	-7.8	101.5	4.7					
1991 3	96.3	94.6	4.1	101.8	4.5	85.4	84.1	-10.9	101.6	3.1					
1991 4	97.6	94.1	9.4	103.7	4.2	88.9	85.1	-4.7	104.5	6.7					
1991 5	103.0	98.7	2.1	104.4	4.8	95.3	89.3	-8.0	106.7	6.8					
1991 6	108.1	103.8	-3.9	104.1	4.2	94.0	89.2	-13.2	105.4	4.8					
1991 7	123.2	116.9	9.8	105.4	4.5	106.9	101.2	-1.3	105.6	3.5					
1991 8	91.3	86.0	-1.7	106.2	5.4	105.2	96.9	-7.6	108.6	6.0					
1991 9	118.9	112.3	9.3	105.9	3.4	135.5	124.9	8.5	108.5	7.4					
1991 10	138.8	129.1	-1.1	107.5	5.4	130.7	122.0	-4.2	107.1	6.3					
1991 11	144.6	135.0	1.2	107.1	6.3	112.7	103.2	-4.5	109.2	9.3					
1991 12	118.1	113.6	10.8	104.0	4.6	104.0	93.1	0.3	111.7	10.2					
1992 1	89.1	83.7	-5.4	106.4	4.5	92.4	84.5	5.5	109.4	8.2					
1992 2	89.0	84.4	4.2	105.4	1.9	87.2	80.2	3.9	108.7	7.1					
1992 3	98.4	94.1	-0.5	104.6	2.8	100.2	91.3	8.6	109.7	8.0					
1992 4	104.6	98.4	4.6	106.3	2.5	110.5	99.9	17.4	110.6	5.8					
1992 5	108.4	102.4	3.7	105.9	1.4	116.3	100.8	12.9	115.4	8.2					
1992 6	126.5	119.0	14.6	106.3	2.1	131.0	113.0	26.7	115.9	10.0					
1992 7	130.4	123.0	5.2	106.0	0.6	142.0	130.3	28.8	109.0	3.2					
1992 8	95.0	88.5	2.9	107.3	1.0	103.8	95.5	-1.4	108.7	0.1					
1992 9	125.3	118.0	5.1	106.2	0.3	126.2	118.9	-4.8	106.1	-2.2					
1992 10	136.6	129.4	0.2	105.6	-1.8	130.0	125.4	2.8	103.7	-3.2					
1992 11	150.0	141.1	4.5	106.3	-0.7	127.3	123.2	19.4	103.3	-5.4					
1992 12	117.6	113.2	-0.4	103.9	-0.1	104.4	96.7	3.9	108.0	-3.3					
1993 1	71.9	70.6	-15.7	101.9	-4.2	76.8	71.0	-16.0	108.1	-1.2					
1993 2	77.9	77.5	-8.2	100.5	-4.6	92.5	87.3	8.9	105.9	-2.6					
1993 3	114.1	112.9	20.0	101.1	-3.3	107.0	99.0	8.4	108.1	-1.5					
1993 4	107.6	105.8	7.5	101.7	-4.3	102.1	93.3	-6.6	109.4	-1.1					
1993 5	118.4	115.5	12.8	102.5	-3.2	107.1	98.0	-2.8	109.3	-5.3					
1993 6	128.0	126.0	5.9	101.6	-4.4	126.3	113.2	0.2	111.6	-3.7					
1993 7	114.9	110.1	-10.5	104.4	-1.5	128.7	116.6	-10.5	110.4	1.3					
1993 8	100.5	95.7	8.1	105.0	-2.1	121.1	106.4	11.4	113.8	4.7					
1993 9	118.9	116.1	-1.6	102.4	-3.6	159.8	143.2	20.4	111.6	5.2					
1993 10	137.0	129.5	0.1	105.8	0.2	147.6	134.9	7.6	109.4	5.5					
1993 11	148.2	142.5	1.0	104.0	-2.2	143.4	132.4	7.5	108.3	4.8					
1993 12	130.4	125.7	11.0	103.7	-0.2	137.3	123.8	28.0	110.9	2.7					

	Intra-EU Intra-EU Intra-UE					Extra-EU Extra-EU Extra-UE									
	VAL	VOL	VOL Δ%	UV	UV Δ%	VAL	VOL	VOL Δ%	UV	UV Δ%					
	Jährliche Indizes					Annual Indices					Indices annuels				
1980	40.6	74.3	11.1	54.6	12.1	24.5	22.9	43.1	106.8	9.1					
1981	46.7	74.0	-0.4	63.1	15.6	16.1	12.3	-46.3	130.5	22.2					
1982	58.4	79.7	7.7	73.3	16.2	18.9	12.4	0.8	152.8	17.1					
1983	62.2	78.6	-1.4	79.1	7.9	26.2	15.0	21.0	174.5	14.2					
1984	65.6	80.5	2.4	81.5	3.0	70.6	37.0	146.7	190.7	9.3					
1985	86.8	101.2	25.7	85.8	5.3	37.1	20.7	-44.1	179.1	-6.1					
1986	77.8	90.8	-10.3	85.7	-0.1	26.2	16.2	-21.7	162.0	-9.5					
1987	78.1	89.0	-2.0	87.7	2.3	32.7	22.9	41.4	142.7	-11.9					
1988	85.0	94.1	5.7	90.3	3.0	94.4	67.9	196.5	139.1	-2.5					
1989	92.8	97.0	3.1	95.7	6.0	88.3	74.9	10.3	117.9	-15.2					
1990	100.0	100.0	3.1	100.0	4.5	100.0	100.0	33.5	100.0	-15.2					
1991	110.8	105.6	5.6	104.9	4.9	148.3	129.6	29.6	114.4	14.4					
1992	117.0	105.2	-0.4	111.2	6.0	152.6	343.6	165.1	44.4	-61.2					
1993	124.4	108.3	2.9	114.9	3.3	297.7	292.4	-14.9	101.8	129.3					
	Vierteljährliche Indizes					Quarterly Indices					Indices trimestriels				
1989 1	84.8	89.5	0.6	94.7	7.2	573.1	414.7	2541.4	138.2	2.5					
1989 2	91.2	94.9	2.4	96.1	7.7	729.7	632.3	2954.6	115.4	-19.2					
1989 3	95.2	100.2	1.2	95.0	4.4	678.6	562.7	2974.9	120.6	-13.8					
1989 4	100.3	103.6	10.3	96.8	4.8	727.1	685.9	3491.1	106.0	-23.4					
1990 1	90.5	89.7	0.2	100.9	6.5	80.9	67.5	-83.7	119.9	-13.2					
1990 2	100.8	100.6	6.0	100.2	4.3	92.2	104.3	-83.5	88.4	-23.4					
1990 3	109.4	109.7	9.5	99.7	4.9	113.9	126.4	-77.5	90.1	-25.3					
1990 4	99.4	100.2	-3.3	99.2	2.5	113.1	101.5	-85.2	111.4	5.1					
1991 1	94.4	91.0	1.4	103.7	2.8	152.9	144.9	114.7	105.5	-12.0					
1991 2	108.6	104.1	3.5	104.3	4.1	280.6	245.9	135.8	114.1	29.1					
1991 3	120.7	116.5	6.2	103.6	3.9	291.7	253.4	100.5	115.1	27.7					
1991 4	115.2	106.9	6.7	107.8	8.7	256.4	213.5	110.3	120.1	7.8					
1992 1	116.8	106.0	16.5	110.2	6.3	998.4	817.0	463.8	122.2	15.8					
1992 2	116.5	104.2	0.1	111.8	7.2	1428.1	3606.3	1366.6	39.6	-65.3					
1992 3	128.9	115.4	-0.9	111.7	7.8	1591.3	4028.7	1489.9	39.5	-65.7					
1992 4	109.3	98.3	-8.0	111.2	3.2	1949.9	4948.9	2218.0	39.4	-67.2					
1993 1	113.2	101.2	-4.5	111.9	1.5	168.1	177.1	-78.3	94.9	-22.3					
1993 2	118.3	104.8	0.6	112.9	1.0	294.7	294.1	-91.8	100.2	153.0					
1993 3	126.1	111.1	-3.7	113.5	1.6	341.5	403.2	-90.0	84.7	114.4					
1993 4	124.0	102.0	3.8	121.6	9.4	386.4	294.3	-94.1	131.3	233.2					
	Monatliche Indizes					Monthly Indices					Indices mensuels				
1989 1	89.8	94.9	18.9	94.6	7.1	730.5	542.7	4925.0	134.6	-9.0					
1989 2	80.3	84.6	5.2	94.9	8.5	419.8	254.3	1320.7	165.1	25.4					
1989 3	84.1	89.0	-16.7	94.5	6.2	569.3	444.8	2317.4	128.0	-1.8					
1989 4	88.2	92.0	10.2	95.9	7.4	647.5	577.6	3073.6	112.1	-27.3					
1989 5	81.9	85.5	-7.3	95.8	7.5	887.7	707.9	2861.9	125.4	-0.1					
1989 6	103.5	107.3	4.7	96.5	8.2	652.8	610.1	2965.8	107.0	-30.3					
1989 7	87.8	96.1	-6.2	91.4	-0.1	713.8	541.2	2825.4	131.9	-1.0					
1989 8	104.4	107.7	11.8	96.9	6.3	760.8	686.6	3367.7	110.8	-24.7					
1989 9	93.5	96.8	-1.5	96.6	6.9	560.9	460.1	2655.1	121.9	-12.2					
1989 10	101.8	105.7	15.3	96.3	3.8	828.0	821.4	4069.5	100.8	-28.6					
1989 11	106.2	109.6	19.3	96.9	4.9	689.1	656.9	2819.6	104.9	-23.5					
1989 12	92.9	95.5	-2.7	97.3	5.6	663.7	577.6	3725.2	114.9	-15.7					

	Intra-EU Intra-EU Intra-UE					Extra-EU Extra-EU Extra-UE									
	VAL	VOL	VOL Δ%	UV	UV Δ%	VAL	VOL	VOL Δ%	UV	UV Δ%					
	Jährliche Indizes					Annual Indices					Indices annuels				
1980	38.0	67.4	13.5	56.4	11.2	49.8	73.8	-0.4	67.5	18.0					
1981	48.7	75.6	12.2	64.4	14.2	50.5	67.6	-8.4	74.7	10.7					
1982	54.1	75.8	0.3	71.4	10.9	67.6	80.1	18.5	84.4	13.0					
1983	57.8	76.2	0.5	75.9	6.3	78.4	91.2	13.9	86.0	1.9					
1984	64.1	80.2	5.2	79.9	5.3	74.5	85.5	-6.3	87.1	1.3					
1985	73.9	86.7	8.1	85.2	6.6	80.2	89.9	5.1	89.2	2.4					
1986	76.1	85.3	-1.6	89.2	4.7	67.8	78.8	-12.3	86.1	-3.5					
1987	77.9	85.0	-0.4	91.6	2.7	65.2	77.2	-2.0	84.4	-2.0					
1988	79.3	83.0	-2.4	95.5	4.3	72.9	74.9	-3.0	97.3	15.3					
1989	86.3	88.0	6.0	98.1	2.7	83.2	83.8	11.9	99.3	2.1					
1990	100.0	100.0	13.6	100.0	1.9	100.0	100.0	19.3	100.0	0.7					
1991	107.5	103.6	3.6	103.8	3.8	136.0	126.9	26.9	107.2	7.2					
1992	118.5	108.5	4.7	109.2	5.2	160.0	146.1	15.1	109.5	2.1					
1993	91.2	80.2	-26.1	113.7	4.1	169.8	155.5	6.4	109.2	-0.3					
	Vierteljährliche Indizes					Quarterly Indices					Indices trimestriels				
1989 1	79.4	80.0	10.8	99.3	5.0	80.5	82.1	20.2	98.0	4.0					
1989 2	92.8	92.2	13.1	100.7	7.7	82.7	83.7	9.7	98.8	4.0					
1989 3	67.6	71.0	-23.7	95.2	-1.3	81.1	80.9	4.9	100.2	3.1					
1989 4	69.8	72.5	-15.8	96.3	-0.6	94.9	94.9	32.9	100.0	-2.7					
1990 1	71.5	73.7	-7.9	97.0	-2.3	87.7	89.5	9.0	98.0	0.0					
1990 2	108.9	106.6	15.6	102.2	1.5	94.2	93.5	11.7	100.7	1.9					
1990 3	108.4	108.2	52.4	100.2	5.3	105.8	103.3	27.7	102.4	2.2					
1990 4	104.9	105.3	45.2	99.6	3.4	110.3	111.6	17.6	98.8	-1.2					
1991 1	101.9	99.1	34.5	102.8	6.0	127.6	123.0	37.4	103.7	5.8					
1991 2	105.4	102.5	-3.8	102.8	0.6	131.3	123.5	32.1	106.3	5.6					
1991 3	129.2	123.6	14.2	104.5	4.3	126.8	119.1	15.3	106.5	4.0					
1991 4	115.9	110.5	4.9	104.9	5.3	161.2	144.4	29.4	111.6	13.0					
1992 1	126.4	118.5	19.6	106.7	3.8	150.9	129.6	5.4	116.4	12.2					
1992 2	132.2	121.4	18.4	108.9	5.9	134.5	121.4	-1.7	110.8	4.2					
1992 3	135.1	123.0	-0.5	109.8	5.1	191.5	175.5	47.4	109.1	2.4					
1992 4	127.1	113.9	3.1	111.6	6.4	186.0	178.5	23.6	104.2	-6.6					
1993 1	83.0	75.0	-36.7	110.6	3.7	164.0	150.2	15.9	109.2	-6.2					
1993 2	87.9	76.4	-37.1	115.1	5.7	154.1	138.0	13.7	111.7	0.8					
1993 3	83.3	70.9	-42.4	117.5	7.0	166.5	152.3	-13.2	109.3	0.2					
1993 4	95.1	84.9	-25.5	112.0	0.4	194.6	181.5	1.7	107.2	2.9					
	Monatliche Indizes					Monthly Indices					Indices mensuels				
1989 1	86.6	86.7	96.2	99.9	5.9	77.0	78.5	37.0	98.1	4.6					
1989 2	57.0	59.4	-27.3	96.0	0.9	78.2	79.3	12.8	98.6	6.6					
1989 3	94.8	94.0	3.8	100.9	7.0	86.3	88.6	14.6	97.4	1.5					
1989 4	89.8	88.6	28.8	101.4	10.8	77.3	77.5	8.2	99.7	6.9					
1989 5	79.4	80.1	-16.4	99.1	2.0	83.7	86.7	20.4	96.5	-2.3					
1989 6	109.5	108.0	35.2	101.4	11.6	87.2	86.9	1.9	100.3	7.6					
1989 7	63.2	66.2	-44.5	95.5	-0.5	70.5	71.3	-6.6	98.9	0.9					
1989 8	73.5	77.0	-10.7	95.5	0.1	78.1	77.3	1.2	101.0	4.0					
1989 9	66.1	69.8	-4.9	94.7	-4.1	94.4	94.0	19.6	100.4	3.8					
1989 10	71.1	73.8	6.5	96.4	1.4	99.9	101.1	38.3	98.8	-2.5					
1989 11	73.7	76.8	-18.9	96.0	-0.8	99.0	97.3	35.1	101.7	-1.3					
1989 12	64.4	66.8	-29.3	96.4	-1.9	86.0	86.3	25.1	99.6	-4.3					

EU Einfuhr
NACE-CLIO R44 39:
TABAKWAREN

EU Imports
NACE-CLIO R44 39:
TOBACCO PRODUCTS

Importations UE
NACE-CLIO R44 39:
PRODUITS A BASE DE
TABACS

	Intra-EU Intra-EU Intra-UE					Extra-EU Extra-EU Extra-UE									
	VAL	VOL	VOL Δ%	UV	UV Δ%	VAL	VOL	VOL Δ%	UV	UV Δ%					
	Monatliche Indizes					Monthly Indices					Indices mensuels				
1990 1	90.0	90.6	-4.5	99.3	5.0	68.2	59.6	-89.0	114.4	-15.0					
1990 2	89.9	88.1	4.1	102.0	7.5	90.2	76.1	-70.1	118.5	-28.2					
1990 3	91.8	90.3	1.5	101.7	7.6	84.5	66.8	-85.0	126.5	-1.2					
1990 4	94.1	92.7	0.8	101.5	5.8	79.7	134.1	-76.8	59.4	-47.0					
1990 5	95.8	94.8	10.9	101.1	5.5	99.1	85.5	-87.9	115.9	-7.6					
1990 6	112.5	114.3	6.5	98.4	2.0	98.0	93.2	-84.7	105.1	-1.8					
1990 7	110.8	111.0	15.5	99.8	9.2	105.2	81.7	-84.9	128.8	-2.4					
1990 8	107.4	107.7	0.0	99.7	2.9	103.4	165.7	-75.9	62.4	-43.7					
1990 9	110.1	110.5	14.2	99.6	3.1	133.3	131.3	-71.5	101.5	-16.7					
1990 10	103.0	102.5	-3.0	100.5	4.4	104.6	105.5	-87.2	99.1	-1.7					
1990 11	102.4	103.7	-5.4	98.7	1.9	99.7	95.2	-85.5	104.7	-0.2					
1990 12	93.1	94.6	-0.9	98.4	1.1	135.1	103.1	-82.2	131.0	14.0					
1991 1	96.6	92.3	1.9	104.7	5.4	34.1	25.7	-56.9	132.5	15.8					
1991 2	96.2	93.5	6.1	102.9	0.9	233.9	231.6	204.3	101.0	-14.8					
1991 3	90.3	87.2	-3.4	103.5	1.8	190.8	176.8	164.7	107.9	-14.7					
1991 4	104.0	99.5	7.3	104.5	3.0	346.2	306.4	128.5	113.0	90.2					
1991 5	108.4	104.0	9.7	104.2	3.1	194.2	172.3	101.5	112.7	-2.8					
1991 6	113.6	108.9	-4.7	104.3	6.0	301.6	258.9	177.8	116.5	10.8					
1991 7	123.8	122.3	10.2	101.2	1.4	195.6	165.2	102.2	118.4	-8.1					
1991 8	115.3	110.3	2.4	104.5	4.8	221.0	192.5	16.2	114.8	84.0					
1991 9	123.0	117.0	5.9	105.1	5.5	458.7	402.7	206.7	113.9	12.2					
1991 10	110.6	101.7	-0.8	108.8	8.3	175.8	154.1	46.1	114.1	15.1					
1991 11	126.2	117.2	13.0	107.7	9.1	259.2	212.6	123.3	121.9	16.4					
1991 12	108.9	101.9	7.7	106.9	8.6	334.6	274.0	165.8	122.1	-6.8					
1992 1	119.4	109.5	18.6	109.0	4.1	666.7	509.7	1883.3	130.8	-1.3					
1992 2	116.3	105.3	12.6	110.4	7.3	894.6	744.9	221.6	120.1	18.9					
1992 3	114.7	103.2	18.3	111.1	7.3	1434.6	1195.5	576.2	120.0	11.2					
1992 4	101.9	91.4	-8.1	111.5	6.7	1497.9	3792.1	1137.6	39.5	-65.0					
1992 5	124.1	111.8	7.5	111.0	6.5	1515.7	3837.1	2127.0	39.5	-65.0					
1992 6	123.4	109.4	0.5	112.8	8.1	1266.3	3189.7	1132.0	39.7	-65.9					
1992 7	140.1	126.9	3.8	110.4	9.1	1759.1	4453.5	2595.8	39.5	-66.6					
1992 8	124.1	109.5	-0.7	113.3	8.4	1410.4	3552.6	1745.5	39.7	-65.4					
1992 9	122.5	109.7	-6.2	111.7	6.3	1607.6	4080.1	913.2	39.4	-65.4					
1992 10	113.3	104.0	2.3	108.9	0.1	1463.3	3704.6	2304.0	39.5	-65.4					
1992 11	81.5	71.7	-38.8	113.7	5.6	1827.6	4638.6	2081.8	39.4	-67.7					
1992 12	133.0	119.2	17.0	111.6	4.4	2555.9	6503.6 *	2273.6	39.3 *	-67.8					
1993 1	112.6	103.1	-5.8	109.2	0.2	93.2	108.0 *	-78.8	86.3 *	-34.0					
1993 2	108.4	90.4	-14.2	119.9	8.6	154.9	163.1	-78.1	95.0	-20.9					
1993 3	118.8	110.2	6.8	107.8	-3.0	256.0	259.4	-78.3	98.7	-17.8					
1993 4	104.7	94.8	3.7	110.4	-1.0	281.4	278.1 *	-92.7	101.2 *	156.2					
1993 5	120.3	107.1	-4.2	112.3	1.2	262.2	264.3	-93.1	99.2	151.1					
1993 6	130.0	112.4	2.7	115.7	2.6	340.3	340.0	-89.3	100.1	152.1					
1993 7	131.4	114.5	-9.8	114.8	4.0	386.7	399.1	-91.0	96.9	145.3					
1993 8	133.5	116.4	6.3	114.7	1.2	355.6	474.8	-86.6	74.9	88.7					
1993 9	113.4	102.4	-6.7	110.7	-0.9	281.7	333.4	-91.8	84.5	114.5					
1993 10	122.3	105.1	1.1	116.4	6.9	266.6	191.8	-94.8	139.0	251.9					
1993 11	117.7	95.4	33.1	123.4	8.5	339.0	295.8	-93.6	114.6	190.9					
1993 12	132.1	105.0	-11.9	125.8	12.7	553.2	394.6	-93.9	140.2	256.7					

EU Ausfuhr
NACE-CLIO R44 39:
TABAKWAREN

EU Exports
NACE-CLIO R44 39:
TOBACCO PRODUCTS

Exportations UE
NACE-CLIO R44 39:
PRODUITS A BASE DE
TABACS

	Intra-EU Intra-EU Intra-UE					Extra-EU Extra-EU Extra-UE									
	VAL	VOL	VOL Δ%	UV	UV Δ%	VAL	VOL	VOL Δ%	UV	UV Δ%					
	Monatliche Indizes					Monthly Indices					Indices mensuels				
1990 1	68.3	70.9	-18.2	96.3	-3.6	88.2	89.3	13.8	98.8	0.7					
1990 2	68.1	70.8	19.2	96.2	0.2	85.1	87.0	9.7	97.8	-0.8					
1990 3	78.0	79.3	-15.6	98.4	-2.5	89.8	92.2	4.1	97.4	0.0					
1990 4	112.6	108.2	22.1	104.1	2.7	82.3	81.8	5.5	100.6	0.9					
1990 5	93.6	92.2	15.1	101.5	2.4	105.6	105.0	21.1	100.6	4.2					
1990 6	120.6	119.3	10.5	101.1	-0.3	94.6	93.8	7.9	100.9	0.6					
1990 7	124.4	121.1	82.9	102.7	7.5	103.3	103.4	45.0	99.9	1.0					
1990 8	76.7	80.4	4.4	95.4	-0.1	114.1	109.1	41.1	104.6	3.6					
1990 9	124.2	123.2	76.5	100.8	6.4	99.8	97.3	3.5	102.6	2.2					
1990 10	102.3	104.9	42.1	97.5	1.1	116.0	121.7	20.4	95.3	-3.5					
1990 11	110.2	110.6	44.0	99.6	3.8	112.9	111.2	14.3	101.5	-0.2					
1990 12	102.2	100.4	50.3	101.8	5.6	102.1	101.8	18.0	100.3	0.7					
1991 1	113.0	109.8	54.9	102.9	6.9	128.0	123.8	38.6	103.4	4.7					
1991 2	104.6	101.0	42.7	103.6	7.7	132.2	126.4	45.3	104.6	7.0					
1991 3	88.0	86.4	9.0	101.8	3.5	122.5	118.8	28.9	103.1	5.9					
1991 4	100.1	96.8	-10.5	103.4	-0.7	145.9	132.3	61.7	110.3	9.6					
1991 5	100.4	98.7	7.0	101.7	0.2	125.6	120.7	15.0	104.1	3.5					
1991 6	115.8	112.1	-6.0	103.3	2.2	122.4	117.6	25.4	104.1	3.2					
1991 7	136.7	131.4	8.5	104.0	1.3	142.6	133.1	28.7	107.1	7.2					
1991 8	121.2	117.1	45.6	103.5	8.5	115.6	110.6	1.4	104.5	-0.1					
1991 9	129.4	122.2	-0.8	105.9	5.1	122.6	113.7	16.9	107.8	5.1					
1991 10	129.4	122.3	16.6	105.8	8.5	152.6	139.4	14.5	109.5	14.9					
1991 11	93.3	91.9	-16.9	101.5	1.9	136.3	122.2	9.9	111.5	9.9					
1991 12	125.0	117.4	16.9	106.5	4.6	194.8	171.6	68.6	113.5	13.2					
1992 1	124.0	117.5	7.0	105.5	2.5	128.6	111.5	-9.9	115.3	11.5					
1992 2	122.5	112.7	11.6	108.7	4.9	148.6	129.7	2.6	114.6	9.6					
1992 3	133.0	125.5	45.3	106.0	4.1	175.2	147.5	24.2	118.8	15.2					
1992 4	122.3	110.0	13.6	111.2	7.5	150.6	142.1	7.4	106.0	-3.9					
1992 5	127.0	116.4	17.9	109.1	7.3	118.4	103.9	-13.9	114.0	9.5					
1992 6	147.2	137.7	22.8	106.9	3.5	134.4	118.1	0.4	113.8	9.3					
1992 7	148.2	134.1	2.1	110.5	6.3	181.1	162.0	21.7	111.8	4.4					
1992 8	130.5	121.1	3.4	107.8	4.2	209.0	195.9	77.1	106.7	2.1					
1992 9	126.7	114.0	-6.7	111.1	4.9	184.1	168.4	48.1	109.3	1.4					
1992 10	135.1	121.6	-0.6	111.1	5.0	213.1	205.5	47.4	103.7	-5.3					
1992 11	115.3	103.5	12.6	111.4	9.8	147.7	148.0	21.1	99.8	-10.5					
1992 12	130.8	116.5	-0.8	112.3	5.4	197.7	182.2	6.2	108.5	-4.4					
1993 1	82.7	75.5	-35.7	109.6	3.9	183.1	161.0	44.4	113.7	-1.4					
1993 2	91.2	78.0	-30.8	116.9	7.5	144.2	137.1	5.7	105.2	-8.2					
1993 3	74.7	71.3	-43.2	104.8	-1.1	164.6	152.3	3.3	108.1	-9.0					
1993 4	71.5	66.3	-39.7	107.8	-3.1	145.3	132.2	-7.0	109.9	3.7					
1993 5	99.7	85.1	-26.9	117.1	7.3	128.4	115.5	11.2	111.2	-2.5					
1993 6	92.7	77.8	-43.5	119.1	11.4	188.8	166.2	40.7	113.6	-0.2					
1993 7	69.3	57.5	-57.1	120.5	9.0	180.8	174.7	7.8	103.5	-7.4					
1993 8	94.5	76.6	-36.7	123.4	14.5	134.2	118.8	-39.4	113.0	5.9					
1993 9	85.8	78.4	-31.2	109.5	-1.4	184.3	163.4	-3.0	112.8	3.2					
1993 10	95.6	86.5	-28.9	110.5	-0.5	180.5	167.4	-18.5	107.8	4.0					
1993 11	100.7	91.9	-11.2	109.6	-1.6	174.0	159.8	8.0	108.9	9.1					
1993 12	89.1	76.4	-34.4	116.6	3.8	229.4	217.2	19.2	105.6	-2.7					

NACE-CLIO R44 41:
TEXTILIEN, BEKLEIDUNGNACE-CLIO R44 41:
TEXTILES AND CLOTHINGNACE-CLIO R44 41:
PRODUITS TEXTILES,
HABILLEMENT

	Intra-EU Intra-EU Intra-UE					Extra-EU Extra-EU Extra-UE									
	VAL	VOL	VOL Δ%	UV	UV Δ%	VAL	VOL	VOL Δ%	UV	UV Δ%					
	Jährliche Indizes					Annual Indices					Indices annuels				
1980	46.0	66.5	-2.6	69.1	8.3	37.1	50.4	3.9	73.6	8.9					
1981	48.9	66.2	-0.5	73.8	6.8	41.2	48.7	-3.4	84.7	15.1					
1982	52.9	65.5	-1.1	80.7	9.3	44.0	48.2	-1.0	91.2	7.7					
1983	57.0	67.4	2.9	84.6	4.8	47.1	50.3	4.4	93.6	2.6					
1984	65.9	72.3	7.3	91.1	7.7	56.0	53.8	7.0	104.1	11.2					
1985	72.5	75.1	3.9	96.6	6.0	60.2	55.1	2.4	109.2	4.9					
1986	76.6	80.0	6.5	95.8	-0.8	63.9	65.7	19.2	97.3	-10.9					
1987	81.1	85.4	6.8	95.0	-0.8	73.7	77.7	18.3	94.8	-2.6					
1988	82.7	86.4	1.2	95.7	0.7	81.3	83.0	6.8	98.0	3.4					
1989	91.3	93.1	7.8	98.1	2.5	90.4	87.9	5.9	102.9	5.0					
1990	100.0	100.0	7.4	100.0	1.9	100.0	100.0	13.8	100.0	-2.8					
1991	106.2	106.6	6.6	99.6	-0.4	117.3	116.0	16.0	101.1	1.1					
1992	108.7	108.2	1.5	100.5	0.9	119.2	119.1	2.7	100.1	-1.0					
1993	87.2	86.4	-20.1	100.9	0.4	126.0	124.1	4.2	101.5	1.4					
	Vierteljährliche Indizes					Quarterly Indices					Indices trimestriels				
1989 1	146.0	146.6	67.4	99.6	0.0	131.1	128.9	48.2	101.7	4.0					
1989 2	137.3	143.0	91.2	96.0	3.3	117.7	115.4	62.1	102.0	7.1					
1989 3	142.6	143.7	53.9	99.2	2.4	130.0	124.3	37.3	104.6	4.0					
1989 4	150.1	153.5	74.2	97.8	5.2	123.9	120.1	46.3	103.2	5.6					
1990 1	105.5	102.2	-30.3	103.2	3.6	108.2	104.8	-18.7	103.2	1.5					
1990 2	93.2	94.3	-34.1	98.8	2.9	90.3	89.5	-22.4	100.9	-1.1					
1990 3	98.4	97.6	-32.1	100.8	1.6	102.9	103.6	-16.7	99.3	-5.1					
1990 4	102.5	105.5	-31.3	97.2	-0.6	98.5	102.0	-15.1	96.6	-6.4					
1991 1	111.3	108.7	6.4	102.4	-0.8	121.6	123.7	18.0	98.3	-4.7					
1991 2	96.4	98.8	4.8	97.6	-1.2	106.8	106.5	19.0	100.3	-0.6					
1991 3	108.7	108.5	11.2	100.2	-0.6	130.2	124.7	20.4	104.4	5.1					
1991 4	106.5	108.6	2.9	98.1	0.9	110.0	108.8	6.7	101.1	4.7					
1992 1	119.8	114.4	5.2	104.7	2.2	131.9	128.6	4.0	102.6	4.4					
1992 2	99.0	99.6	0.8	99.4	1.8	102.7	101.8	-4.4	100.9	0.6					
1992 3	112.3	112.1	3.3	100.2	0.0	127.5	129.8	4.1	98.2	-5.9					
1992 4	107.6	110.5	1.7	97.4	-0.7	115.9	117.5	8.0	98.6	-2.5					
1993 1	91.6	88.1	-23.0	104.0	-0.7	129.9	126.0	-2.0	103.1	0.5					
1993 2	78.4	79.3	-20.4	98.9	-0.5	110.6	109.8	7.9	100.7	-0.2					
1993 3	86.3	84.6	-24.5	102.0	1.8	139.8	136.7	5.3	102.3	4.2					
1993 4	89.1	90.4	-18.2	98.6	1.2	123.8	124.2	5.7	99.7	1.1					
	Monatliche Indizes					Monthly Indices					Indices mensuels				
1989 1	137.6	139.3	97.6	98.8	1.2	134.0	133.5	76.4	100.4	5.0					
1989 2	144.9	144.6	57.0	100.2	0.3	128.5	126.1	39.2	101.9	4.3					
1989 3	155.6	155.9	55.6	99.8	-1.0	130.7	127.1	34.4	102.8	3.2					
1989 4	138.3	141.8	92.9	97.5	2.8	117.0	114.7	68.4	102.0	5.5					
1989 5	129.0	135.8	90.2	95.0	2.8	110.9	110.0	62.5	100.8	6.4					
1989 6	144.7	151.5	90.6	95.5	4.3	125.1	121.5	56.0	103.0	9.1					
1989 7	150.4	152.4	65.1	98.7	2.7	123.2	118.6	39.0	103.9	5.3					
1989 8	122.7	122.8	42.1	99.9	2.1	124.4	119.5	32.8	104.1	2.6					
1989 9	154.2	155.8	53.3	99.0	2.2	142.2	134.7	40.0	105.6	4.1					
1989 10	169.1	172.5	72.7	98.0	4.5	137.5	132.1	43.7	104.1	5.3					
1989 11	151.4	156.4	80.8	96.8	5.7	124.7	121.3	51.4	102.8	6.1					
1989 12	129.7	131.7	68.8	98.5	5.2	109.7	106.8	43.7	102.7	6.0					

	Intra-EU Intra-EU Intra-UE					Extra-EU Extra-EU Extra-UE					
	VAL	VOL	VOL Δ%	UV	UV Δ%	VAL	VOL	VOL Δ%	UV	UV Δ%	
	Jährliche Indizes			Annual Indices			Indices annuels				
1980	43.7	67.8	-3.3	64.4	8.4	40.6	56.3	1.3	72.1	8.1	
1981	47.2	68.1	0.4	69.3	7.6	49.1	64.4	14.4	76.3	5.8	
1982	50.9	67.0	-1.6	75.9	9.5	52.3	63.3	-1.7	82.6	8.3	
1983	55.3	69.0	3.0	80.1	5.5	57.3	66.9	5.7	85.6	3.6	
1984	66.3	76.9	11.4	86.2	7.6	72.8	80.3	20.0	90.7	6.0	
1985	73.1	79.5	3.4	91.9	6.6	82.8	86.7	8.0	95.5	5.3	
1986	77.4	85.2	7.2	90.9	-1.1	79.6	85.4	-1.5	93.2	-2.4	
1987	81.5	90.3	6.0	90.3	-0.7	78.6	85.1	-0.4	92.4	-0.9	
1988	83.7	89.0	-1.4	94.0	4.1	83.8	86.9	2.1	96.4	4.3	
1989	92.0	94.2	5.8	97.7	3.9	97.2	96.4	10.9	100.8	4.6	
1990	100.0	100.0	6.2	100.0	2.4	100.0	100.0	3.7	100.0	-0.8	
1991	105.1	105.5	5.5	99.6	-0.4	99.9	99.8	-0.2	100.1	0.1	
1992	107.4	106.8	1.2	100.6	1.0	103.1	102.8	3.0	100.3	0.2	
1993	99.4	94.7	-11.3	105.0	4.4	108.8	109.5	6.5	99.4	-0.9	
	Vierteljährliche Indizes			Quarterly Indices			Indices trimestriels				
1989 1	139.2	139.3	60.5	99.9	1.7	143.9	138.9	77.6	103.6	2.7	
1989 2	132.7	139.4	73.4	95.2	5.3	148.3	150.6	94.3	98.5	6.4	
1989 3	139.0	140.8	46.5	98.7	3.2	160.1	158.2	70.8	101.2	2.8	
1989 4	144.5	149.0	63.0	97.0	5.9	161.8	161.8	83.7	100.0	6.5	
1990 1	104.2	100.9	-27.6	103.3	3.4	102.7	98.7	-28.9	104.1	0.5	
1990 2	94.1	95.5	-31.5	98.5	3.5	96.1	97.7	-35.1	98.4	-0.1	
1990 3	97.7	97.3	-30.9	100.4	1.7	103.1	102.9	-35.0	100.2	-1.0	
1990 4	103.4	105.6	-29.1	97.9	0.9	97.7	100.4	-37.9	97.3	-2.7	
1991 1	110.2	107.1	6.1	102.9	-0.4	97.4	94.2	-4.6	103.4	-0.7	
1991 2	97.9	100.5	5.2	97.4	-1.1	94.6	96.6	-1.1	97.9	-0.5	
1991 3	104.6	104.4	7.3	100.2	-0.2	103.0	102.2	-0.7	100.8	0.6	
1991 4	107.3	109.6	3.8	97.9	0.0	103.7	105.4	5.0	98.4	1.1	
1992 1	116.5	111.2	3.8	104.8	1.8	108.8	103.9	10.3	104.7	1.3	
1992 2	98.3	99.4	-1.1	98.9	1.5	98.9	100.4	3.9	98.5	0.6	
1992 3	109.1	108.3	3.7	100.7	0.5	110.9	111.1	8.7	99.8	-1.0	
1992 4	107.3	109.9	0.3	97.6	-0.3	107.4	109.1	3.5	98.4	0.0	
1993 1	105.9	96.2	-13.5	110.1	5.1	101.3	96.0	-7.6	105.5	0.8	
1993 2	89.7	87.6	-11.9	102.4	3.5	103.6	106.3	5.9	97.5	-1.0	
1993 3	101.0	95.9	-11.4	105.3	4.6	112.0	113.9	2.5	98.3	-1.5	
1993 4	97.9	96.0	-12.6	102.0	4.5	118.8	122.3	12.1	97.1	-1.3	
	Monatliche Indizes			Monthly Indices			Indices mensuels				
1989 1	125.3	126.9	75.5	98.7	2.0	124.1	121.9	89.0	101.8	4.0	
1989 2	141.8	141.1	59.4	100.5	1.0	144.8	139.0	74.6	104.2	1.4	
1989 3	150.6	150.1	50.6	100.3	2.3	162.6	155.7	71.9	104.4	3.1	
1989 4	131.7	136.1	68.9	96.8	5.1	146.6	145.0	90.8	101.1	6.5	
1989 5	122.7	130.4	70.9	94.1	4.8	137.1	141.1	92.8	97.2	5.7	
1989 6	143.5	151.7	79.7	94.6	5.7	161.3	165.8	99.0	97.3	6.8	
1989 7	150.4	152.5	53.7	98.6	2.9	172.3	170.8	75.5	100.9	2.7	
1989 8	108.3	109.1	40.6	99.3	4.2	142.5	140.4	67.7	101.5	3.9	
1989 9	158.3	160.7	44.1	98.5	3.0	165.6	163.3	68.9	101.4	2.1	
1989 10	163.2	168.1	68.1	97.1	5.5	178.3	176.4	87.9	101.1	5.6	
1989 11	144.7	150.6	69.2	96.1	5.3	157.9	159.5	87.0	99.0	7.5	
1989 12	125.6	128.3	50.6	97.9	6.9	149.4	149.5	75.5	99.9	6.7	

NACE-CLIO R44 41:
TEXTILIEN, BEKLEIDUNGNACE-CLIO R44 41:
TEXTILES AND CLOTHINGNACE-CLIO R44 41:
PRODUITS TEXTILES,
HABILLEMENT

	Intra-EU Intra-EU Intra-UE					Extra-EU Extra-EU Extra-UE					
	VAL	VOL	VOL Δ%	UV	UV Δ%	VAL	VOL	VOL Δ%	UV	UV Δ%	
	Monatliche Indizes			Monthly Indices			Indices mensuels				
1990 1	98.2	96.0	-31.1	102.3	3.5	116.6	112.8	-15.5	103.4	3.0	
1990 2	102.7	98.9	-31.6	103.8	3.6	101.9	99.0	-21.5	102.9	1.0	
1990 3	115.6	111.7	-28.4	103.5	3.7	106.1	102.7	-19.2	103.3	0.5	
1990 4	96.1	95.2	-32.9	100.9	3.5	90.2	87.9	-23.4	102.6	0.6	
1990 5	92.5	94.1	-30.7	98.3	3.5	88.7	88.4	-19.6	100.3	-0.5	
1990 6	91.0	93.6	-38.2	97.2	1.8	92.1	92.2	-24.1	99.9	-3.0	
1990 7	107.9	107.4	-29.5	100.5	1.8	100.2	99.3	-16.3	100.9	-2.9	
1990 8	84.7	83.2	-32.2	101.8	1.9	105.3	106.4	-11.0	99.0	-4.9	
1990 9	102.4	102.2	-34.4	100.2	1.2	103.0	105.0	-22.0	98.1	-7.1	
1990 10	117.1	119.9	-30.5	97.7	-0.3	110.5	113.6	-14.0	97.3	-6.5	
1990 11	104.4	108.3	-30.8	96.4	-0.4	102.4	106.6	-12.1	96.1	-6.5	
1990 12	86.4	88.4	-32.9	97.7	-0.8	82.7	85.9	-19.6	96.3	-6.2	
1991 1	110.3	108.7	13.2	101.5	-0.8	130.3	133.1	18.0	97.9	-5.3	
1991 2	108.9	105.9	7.1	102.8	-1.0	118.2	120.6	21.8	98.0	-4.8	
1991 3	114.7	111.5	-0.2	102.9	-0.6	116.4	117.5	14.4	99.1	-4.1	
1991 4	101.2	101.7	6.8	99.5	-1.4	113.8	113.8	29.5	100.0	-2.5	
1991 5	93.5	97.1	3.2	96.3	-2.0	103.5	103.3	16.9	100.2	-0.1	
1991 6	94.6	97.6	4.3	96.9	-0.3	103.3	102.5	11.2	100.8	0.9	
1991 7	122.5	122.3	13.9	100.2	-0.3	132.9	127.1	28.0	104.6	3.7	
1991 8	91.2	90.1	8.3	101.2	-0.6	122.7	117.2	10.2	104.7	5.8	
1991 9	112.2	113.0	10.6	99.3	-0.9	134.9	129.8	23.6	103.9	5.9	
1991 10	122.0	124.6	3.9	97.9	0.2	129.5	127.5	12.2	101.6	4.4	
1991 11	105.9	108.5	0.2	97.6	1.2	106.5	105.3	-1.2	101.1	5.2	
1991 12	91.9	92.7	4.9	99.1	1.4	93.8	93.5	8.8	100.3	4.2	
1992 1	111.7	107.9	-0.7	103.5	2.0	142.1	139.6	4.9	101.8	4.0	
1992 2	119.6	113.9	7.6	105.0	2.1	128.5	125.0	3.6	102.8	4.9	
1992 3	128.0	121.4	8.9	105.4	2.4	125.5	121.4	3.3	103.4	4.3	
1992 4	105.3	103.8	2.1	101.4	1.9	104.8	102.0	-10.4	102.7	2.7	
1992 5	91.9	93.0	-4.2	98.8	2.6	95.0	94.3	-8.7	100.7	0.5	
1992 6	100.0	102.0	4.5	98.0	1.1	108.3	109.1	6.4	99.3	-1.5	
1992 7	124.9	124.2	1.6	100.6	0.4	133.2	134.1	5.5	99.3	-5.1	
1992 8	90.1	88.9	-1.3	101.3	0.1	112.9	113.9	-2.8	99.1	-5.3	
1992 9	121.7	123.1	8.9	98.9	-0.4	136.4	141.5	9.0	96.4	-7.2	
1992 10	121.0	125.0	0.3	96.8	-1.1	126.9	131.1	2.8	96.8	-4.7	
1992 11	103.7	107.3	-1.1	96.6	-1.0	107.6	109.6	4.1	98.2	-2.9	
1992 12	98.1	99.1	6.9	99.0	-0.1	113.0	111.8	19.6	101.1	0.8	
1993 1	81.1	78.4	-27.3	103.5	0.0	128.1	125.7	-10.0	101.9	0.1	
1993 2	92.7	87.7	-23.0	105.7	0.7	131.3	127.1	1.7	103.3	0.5	
1993 3	101.4	98.4	-18.9	103.0	-2.3	130.2	125.1	3.0	104.1	0.7	
1993 4	79.7	78.9	-24.0	101.0	-0.4	111.8	108.9	6.8	102.7	0.0	
1993 5	74.6	76.8	-17.4	97.1	-1.7	99.9	99.9	5.9	100.0	-0.7	
1993 6	80.8	82.1	-19.5	98.4	0.4	120.0	120.6	10.5	99.5	0.2	
1993 7	86.9	85.9	-30.8	101.2	0.6	136.1	133.3	-0.6	102.1	2.8	
1993 8	74.8	72.8	-18.1	102.7	1.4	138.2	133.9	17.6	103.2	4.1	
1993 9	96.9	95.0	-22.8	102.0	3.1	145.1	143.0	1.1	101.5	5.3	
1993 10	93.2	95.3	-23.8	97.8	1.0	130.0	131.3	0.2	99.0	2.3	
1993 11	86.4	88.2	-17.8	98.0	1.4	123.4	124.3	13.4	99.3	1.1	
1993 12	87.7	87.6	-11.6	100.1	1.1	117.8	117.0	4.7	100.7	-0.4	

NACE-CLIO R44 41:
TEXTILIEN, BEKLEIDUNGNACE-CLIO R44 41:
TEXTILES AND CLOTHINGNACE-CLIO R44 41:
PRODUITS TEXTILES,
HABILLEMENT

	Intra-EU Intra-EU Intra-UE					Extra-EU Extra-EU Extra-UE					
	VAL	VOL	VOL Δ%	UV	UV Δ%	VAL	VOL	VOL Δ%	UV	UV Δ%	
	Monatliche Indizes			Monthly Indices			Indices mensuels				
1990 1	95.9	94.0	-25.9	102.0	3.3	91.2	88.5	-27.4	103.1	1.3	
1990 2	102.3	98.4	-30.3	104.0	3.5	99.6	95.1	-31.6	104.7	0.5	
1990 3	114.3	110.2	-26.6	103.7	3.4	117.4	112.6	-27.7	104.3	-0.1	
1990 4	94.4	93.5	-31.3	101.0	4.3	98.5	96.9	-33.2	101.6	0.5	
1990 5	90.4	92.7	-28.9	97.5	3.6	93.4	96.8	-31.4	96.5	-0.7	
1990 6	97.3	100.3	-33.9	97.0	2.5	96.8	99.6	-39.9	97.2	-0.1	
1990 7	107.0	106.4	-30.2	100.6	2.0	115.5	115.5	-32.4	100.0	-0.9	
1990 8	80.2	79.7	-26.9	100.6	1.3	94.2	94.5	-32.7	99.7	-1.8	
1990 9	106.0	106.0	-34.0	100.0	1.5	99.5	98.6	-39.6	100.9	-0.5	
1990 10	118.6	120.2	-28.5	98.7	1.6	110.4	112.1	-36.5	98.5	-2.6	
1990 11	106.2	110.0	-27.0	96.5	0.4	95.1	98.9	-38.0	96.2	-2.8	
1990 12	85.4	86.6	-32.5	98.6	0.7	87.5	90.3	-39.6	96.9	-3.0	
1991 1	106.8	104.4	11.1	102.3	0.3	92.8	90.7	2.5	102.3	-0.8	
1991 2	109.7	105.8	7.5	103.7	-0.3	97.8	94.4	-0.7	103.6	-1.1	
1991 3	114.2	111.1	0.8	102.8	-0.9	101.5	97.4	-13.5	104.2	-0.1	
1991 4	101.9	102.9	10.1	99.0	-2.0	95.8	96.4	-0.5	99.4	-2.2	
1991 5	94.7	98.4	6.1	96.2	-1.3	92.5	95.9	-0.9	96.5	0.0	
1991 6	97.1	100.3	0.0	96.8	-0.2	95.3	97.4	-2.2	97.8	0.6	
1991 7	115.5	115.4	8.5	100.1	-0.5	119.0	117.9	2.1	100.9	0.9	
1991 8	85.8	85.2	6.9	100.7	0.1	89.6	89.3	-5.5	100.3	0.6	
1991 9	112.6	112.7	6.3	99.9	-0.1	100.5	99.4	0.8	101.1	0.2	
1991 10	123.9	127.3	5.9	97.3	-1.4	114.5	115.8	3.3	98.9	0.4	
1991 11	105.4	108.4	-1.5	97.2	0.7	98.2	100.9	2.0	97.3	1.1	
1991 12	92.4	93.0	7.4	99.4	0.8	98.6	99.6	10.3	99.0	2.2	
1992 1	110.2	106.1	1.6	103.9	1.6	94.9	91.3	0.7	103.9	1.6	
1992 2	117.4	111.6	5.5	105.2	1.4	110.1	105.6	11.9	104.3	0.7	
1992 3	122.4	116.1	4.5	105.4	2.5	120.9	114.6	17.7	105.5	1.2	
1992 4	102.9	102.4	-0.5	100.5	1.5	106.7	104.8	8.7	101.8	2.4	
1992 5	91.0	92.9	-5.6	98.0	1.9	92.5	95.4	-0.5	97.0	0.5	
1992 6	100.9	102.8	2.5	98.2	1.4	97.5	101.0	3.7	96.5	-1.3	
1992 7	123.3	122.1	5.8	101.0	0.9	128.3	129.1	9.5	99.4	-1.5	
1992 8	82.5	81.0	-4.9	101.8	1.1	91.5	91.6	2.6	99.9	-0.4	
1992 9	121.4	121.8	8.1	99.7	-0.2	112.6	112.4	13.1	100.2	-0.9	
1992 10	125.5	129.4	1.6	97.0	-0.3	122.6	125.9	8.7	97.4	-1.5	
1992 11	101.5	104.0	-4.1	97.6	0.4	97.1	99.4	-1.5	97.7	0.4	
1992 12	94.8	96.2	3.4	98.5	-0.9	102.1	101.9	2.3	100.2	1.2	
1993 1	101.8	92.8	-12.5	109.7	5.6	85.1	80.6	-11.7	105.6	1.6	
1993 2	106.4	95.2	-14.7	111.8	6.3	106.0	100.7	-4.6	105.3	1.0	
1993 3	109.7	100.6	-13.4	109.0	3.4	112.9	106.8	-6.8	105.7	0.2	
1993 4	88.4	85.7	-16.3	103.2	2.7	103.1	103.2	-1.5	99.9	-1.9	
1993 5	85.3	83.6	-10.0	102.0	4.1	99.9	104.1	9.1	96.0	-1.0	
1993 6	95.3	93.5	-9.0	101.9	3.8	107.7	111.5	10.4	96.6	0.1	
1993 7	106.1	100.3	-17.9	105.8	4.8	126.1	128.1	-0.8	98.4	-1.0	
1993 8	78.3	74.6	-7.9	105.0	3.1	94.9	96.9	5.8	97.9	-2.0	
1993 9	118.4	112.9	-7.3	104.9	5.2	115.2	116.8	3.9	98.6	-1.6	
1993 10	104.7	104.0	-19.6	100.7	3.8	126.0	131.2	4.2	96.0	-1.4	
1993 11	92.4	91.2	-12.3	101.3	3.8	113.3	117.2	17.9	96.7	-1.0	
1993 12	96.6	92.7	-3.6	104.2	5.8	117.1	118.5	16.3	98.8	-1.4	

NACE-CLIO R44 43: LEDER
UND LEDERWAREN, SCHUHENACE-CLIO R44 43:
LEATHERS, LEATHER
AND SKIN GOODS,
FOOTWEARNACE-CLIO R44 43: CUIRS,
ARTICLES EN CUIR ET EN
PEAU, CHAUSSURES

	Intra-EU Intra-EU Intra-UE					Extra-EU Extra-EU Extra-UE									
	VAL	VOL	VOL Δ%	UV	UV Δ%	VAL	VOL	VOL Δ%	UV	UV Δ%					
	Jährliche Indizes					Annual Indices					Indices annuels				
1980	47.9	78.8	-7.0	60.8	11.2	34.4	56.5	-4.1	60.8	6.7					
1981	47.9	75.8	-3.8	63.2	3.9	36.4	54.3	-3.9	67.1	10.4					
1982	56.5	80.3	5.9	70.4	11.4	40.1	54.3	0.0	73.8	10.0					
1983	61.3	79.2	-1.4	77.4	9.9	44.5	57.1	5.2	77.9	5.6					
1984	71.5	83.2	5.1	85.9	11.0	56.3	61.5	7.7	91.5	17.5					
1985	78.5	86.8	4.3	90.4	5.2	64.1	64.2	4.4	99.9	9.2					
1986	82.6	90.3	4.0	91.5	1.2	64.2	72.9	13.6	88.1	-11.8					
1987	85.7	92.9	2.9	92.3	0.9	76.6	87.3	19.8	87.7	-0.5					
1988	82.8	86.8	-6.6	95.4	3.4	82.0	86.0	-1.5	95.4	8.8					
1989	91.2	92.0	6.0	99.1	3.9	92.0	88.4	2.8	104.1	9.1					
1990	100.0	100.0	8.7	100.0	0.9	100.0	100.0	13.1	100.0	-3.9					
1991	102.5	100.6	0.6	101.9	1.9	114.1	110.7	10.7	103.1	3.1					
1992	101.8	98.9	-1.7	102.9	1.0	113.7	112.5	1.6	101.1	-1.9					
1993	89.6	87.9	-11.1	101.9	-1.0	119.8	111.3	-1.1	107.6	6.4					
	Vierteljährliche Indizes					Quarterly Indices					Indices trimestriels				
1989 1	100.4	100.2	5.9	100.2	2.6	100.8	98.8	4.2	102.0	11.7					
1989 2	86.0	90.4	22.0	95.1	3.6	95.2	91.5	11.6	104.0	11.5					
1989 3	97.8	95.5	7.7	102.4	4.2	95.8	89.8	6.5	106.7	6.7					
1989 4	90.9	92.4	11.9	98.4	6.1	84.6	81.3	7.4	104.0	6.4					
1990 1	109.9	108.5	8.3	101.3	1.1	110.9	109.4	10.7	101.4	-0.6					
1990 2	91.5	94.5	4.5	96.8	1.8	99.6	98.7	7.9	100.9	-3.0					
1990 3	102.7	99.0	3.7	103.7	1.3	98.0	96.9	7.9	101.1	-5.2					
1990 4	95.5	97.5	5.5	97.9	-0.5	91.1	94.6	16.4	96.3	-7.4					
1991 1	118.3	114.9	5.9	103.0	1.7	123.0	126.9	16.0	96.9	-4.4					
1991 2	89.9	92.7	-1.9	97.0	0.2	116.0	112.1	13.6	103.5	2.6					
1991 3	110.2	103.8	4.8	106.2	2.4	124.6	113.7	17.3	109.6	8.4					
1991 4	90.9	90.2	-7.5	100.8	3.0	92.9	89.9	-5.0	103.3	7.3					
1992 1	118.1	110.9	-3.5	106.5	3.4	134.2	131.1	3.3	102.4	5.7					
1992 2	87.5	86.7	-6.5	100.9	4.0	109.4	107.0	-4.5	102.2	-1.3					
1992 3	109.2	103.7	-0.1	105.3	-0.8	114.9	115.5	1.6	99.5	-9.2					
1992 4	95.3	97.0	7.5	98.2	-2.6	97.5	97.4	8.3	100.1	-3.1					
1993 1	99.0	96.9	-12.6	102.2	-4.0	135.3	127.5	-2.7	106.1	3.6					
1993 2	79.0	79.9	-7.8	98.9	-2.0	111.6	105.6	-1.3	105.7	3.4					
1993 3	93.0	88.3	-14.9	105.3	0.0	126.9	114.6	-0.8	110.7	11.3					
1993 4	85.2	84.4	-13.0	100.9	2.7	105.4	97.7	0.3	107.9	7.8					
	Monatliche Indizes					Monthly indices					Indices mensuels				
1989 1	91.2	91.8	24.7	99.4	2.1	96.3	95.9	17.1	100.4	12.4					
1989 2	102.1	100.4	-2.4	101.7	3.6	99.7	97.2	2.9	102.6	11.4					
1989 3	108.0	108.4	0.9	99.6	2.2	106.3	103.4	-4.3	102.8	11.6					
1989 4	87.8	91.4	23.2	96.1	4.2	94.8	93.0	12.9	101.9	10.0					
1989 5	76.2	82.0	13.9	92.9	2.5	90.3	87.6	9.2	103.1	11.5					
1989 6	93.8	97.7	28.0	96.0	3.6	100.5	93.8	12.3	107.1	13.0					
1989 7	107.7	105.5	6.4	102.1	3.7	94.5	89.1	7.5	106.1	7.6					
1989 8	98.0	93.6	14.4	104.7	3.6	91.0	85.6	8.1	106.3	4.6					
1989 9	87.6	87.3	2.6	100.3	5.1	101.8	94.7	4.3	107.5	7.7					
1989 10	108.4	108.6	11.7	99.8	7.7	93.3	88.3	7.3	105.7	6.2					
1989 11	90.6	93.3	17.8	97.1	5.4	86.5	83.1	11.4	104.1	6.8					
1989 12	73.9	75.4	5.5	98.0	4.7	73.6	72.4	3.3	101.7	6.0					

NACE-CLIO R44 43: LEDER
UND LEDERWAREN, SCHUHENACE-CLIO R44 43:
LEATHERS, LEATHER
AND SKIN GOODS,
FOOTWEARNACE-CLIO R44 43: CUIRS,
ARTICLES EN CUIR ET EN
PEAU, CHAUSSURES

	Intra-EU Intra-EU Intra-UE					Extra-EU Extra-EU Extra-UE									
	VAL	VOL	VOL Δ%	UV	UV Δ%	VAL	VOL	VOL Δ%	UV	UV Δ%					
	Jährliche Indizes					Annual Indices					Indices annuels				
1980	45.1	82.3	-9.1	54.8	11.2	34.7	70.2	-15.8	49.5	13.5					
1981	45.8	81.7	-0.7	56.1	2.4	42.4	79.8	13.7	53.1	7.3					
1982	54.4	87.7	7.3	62.0	10.5	50.3	83.6	4.8	60.2	13.4					
1983	59.3	86.6	-1.3	68.5	10.5	57.4	87.9	5.1	65.3	8.5					
1984	71.4	94.3	8.9	75.7	10.5	73.8	101.2	15.1	72.9	11.6					
1985	78.9	99.0	5.0	79.7	5.3	86.3	110.8	9.5	77.9	6.9					
1986	82.6	101.2	2.2	81.6	2.4	79.5	101.8	-8.1	78.1	0.3					
1987	85.5	103.4	2.2	82.7	1.3	77.2	96.2	-5.5	80.3	2.8					
1988	84.8	92.8	-10.3	91.4	10.5	79.7	89.3	-7.2	89.2	11.1					
1989	92.1	94.0	1.3	98.0	7.2	98.6	97.6	9.3	101.0	13.2					
1990	100.0	100.0	6.4	100.0	2.0	100.0	100.0	2.5	100.0	-1.0					
1991	101.4	99.8	-0.2	101.6	1.6	94.2	92.0	-8.0	102.4	2.4					
1992	99.3	95.9	-3.9	103.5	1.9	98.3	97.6	6.1	100.7	-1.7					
1993	101.9	94.1	-1.9	108.3	4.6	106.2	103.3	5.8	102.8	2.1					
	Vierteljährliche Indizes					Quarterly Indices					Indices trimestriels				
1989 1	98.8	99.2	-0.9	99.6	6.0	86.4	88.3	11.9	97.8	10.0					
1989 2	86.7	92.6	7.4	93.6	9.7	101.3	100.5	13.4	100.8	14.3					
1989 3	97.4	95.8	3.1	101.7	5.8	103.3	99.7	13.2	103.6	12.5					
1989 4	92.1	95.1	10.2	96.8	8.0	116.5	114.9	26.5	101.4	15.6					
1990 1	109.1	107.0	7.9	102.0	2.4	103.8	103.4	17.1	100.4	2.7					
1990 2	92.9	96.6	4.3	96.2	2.8	104.2	106.2	5.7	98.1	-2.7					
1990 3	101.4	97.1	1.4	104.4	2.7	98.0	94.9	-4.8	103.3	-0.3					
1990 4	97.3	99.9	5.0	97.4	0.6	94.2	95.7	-16.7	98.4	-3.0					
1991 1	118.3	114.6	7.1	103.2	1.2	90.0	88.7	-14.2	101.5	1.1					
1991 2	92.3	96.0	-0.6	96.1	-0.1	89.0	87.5	-17.6	101.7	3.7					
1991 3	102.2	95.7	-1.4	106.8	2.3	95.0	89.5	-5.7	106.1	2.7					
1991 4	91.1	91.5	-8.4	99.6	2.3	100.6	100.1	4.6	100.5	2.1					
1992 1	114.3	105.3	-8.1	108.5	5.1	100.2	97.9	10.4	102.3	0.8					
1992 2	84.6	84.2	-12.3	100.5	4.6	98.3	98.5	12.6	99.8	-1.9					
1992 3	105.8	99.3	3.8	106.5	-0.3	103.9	100.4	12.2	103.5	-2.5					
1992 4	94.6	96.7	5.7	97.8	-1.8	99.9	102.8	2.7	97.2	-3.3					
1993 1	108.9	100.1	-4.9	108.8	0.3	91.8	89.6	-8.5	102.5	0.2					
1993 2	92.7	89.0	5.7	104.2	3.7	101.3	100.7	2.2	100.6	0.8					
1993 3	104.2	91.1	-8.3	114.4	7.4	108.3	103.4	3.0	104.7	1.2					
1993 4	100.9	95.4	-1.3	105.8	8.2	123.8	119.7	16.4	103.4	6.4					
	Monatliche Indizes					Monthly Indices					Indices mensuels				
1989 1	86.3	89.0	7.6	97.0	1.1	80.0	82.0	20.2	97.5	9.8					
1989 2	106.7	104.8	1.6	101.8	8.3	88.4	89.6	12.8	98.7	10.3					
1989 3	103.4	103.8	-9.4	99.6	7.4	91.0	93.4	4.7	97.4	10.1					
1989 4	82.6	88.2	5.0	93.6	6.5	91.9	91.8	18.3	100.1	14.3					
1989 5	75.6	82.3	2.6	91.8	13.1	91.2	90.1	1.7	101.2	16.9					
1989 6	101.7	107.2	13.6	94.9	9.6	120.9	119.7	20.2	101.0	12.2					
1989 7	116.3	114.9	4.7	101.2	5.0	123.3	119.2	12.5	103.4	13.0					
1989 8	77.5	73.3	1.2	105.7	6.0	92.2	86.9	10.3	106.1	9.9					
1989 9	98.5	99.2	2.6	99.3	6.8	94.5	93.1	17.0	101.5	14.4					
1989 10	106.8	108.2	12.1	98.7	10.9	115.7	113.0	24.2	102.4	17.6					
1989 11	88.3	92.0	10.3	96.0	8.4	114.4	112.3	27.9	101.9	17.5					
1989 12	80.9	85.0	7.7	95.2	4.3	119.2	119.3	27.6	99.9	12.0					

NACE-CLIO R44 43: LEDER
UND LEDERWAREN, SCHUHENACE-CLIO R44 43:
LEATHERS, LEATHER
AND SKIN GOODS,
FOOTWEARNACE-CLIO R44 43: CUIRS,
ARTICLES EN CUIR ET EN
PEAU, CHAUSSURES

	Intra-EU Intra-EU Intra-UE					Extra-EU Extra-EU Extra-UE									
	VAL	VOL	VOL Δ%	UV	UV Δ%	VAL	VOL	VOL Δ%	UV	UV Δ%					
	Monatliche Indizes					Monthly Indices					Indices mensuels				
1990 1	99.1	99.0	7.8	100.1	0.7	115.5	113.8	18.7	101.5	1.1					
1990 2	109.2	105.4	5.0	103.6	1.9	104.6	103.6	6.6	101.0	-1.6					
1990 3	121.5	121.1	11.7	100.3	0.7	112.6	110.8	7.2	101.6	-1.2					
1990 4	96.3	98.8	8.1	97.5	1.5	97.6	95.6	2.8	102.1	0.2					
1990 5	85.2	90.0	9.8	94.7	1.9	105.3	104.8	19.6	100.5	-2.5					
1990 6	92.7	94.6	-3.2	98.0	2.1	96.0	95.8	2.1	100.2	-6.4					
1990 7	123.9	119.9	13.6	103.3	1.2	99.6	97.5	9.4	102.2	-3.7					
1990 8	96.0	90.1	-3.7	106.5	1.7	98.3	97.1	13.4	101.2	-4.8					
1990 9	88.3	87.1	-0.2	101.4	1.1	96.0	96.2	1.6	99.8	-7.2					
1990 10	107.6	108.5	-0.1	99.2	-0.6	102.9	104.7	18.6	98.3	-7.0					
1990 11	95.7	99.2	6.3	96.5	-0.6	95.6	100.0	20.3	95.6	-8.2					
1990 12	82.8	84.6	12.2	97.9	-0.1	74.9	79.2	9.4	94.6	-7.0					
1991 1	113.3	111.7	12.8	101.4	1.3	130.4	135.1	18.7	96.5	-4.9					
1991 2	120.0	114.5	8.6	104.8	1.2	115.6	119.9	15.7	96.4	-4.6					
1991 3	121.7	118.5	-2.1	102.7	2.4	123.0	125.8	13.5	97.8	-3.7					
1991 4	94.1	96.8	-2.0	97.2	-0.3	127.4	124.4	30.1	102.4	0.3					
1991 5	84.5	89.1	-1.0	94.8	0.1	113.3	108.9	3.9	104.0	3.5					
1991 6	91.1	92.1	-2.6	98.9	0.9	107.2	102.9	7.4	104.2	4.0					
1991 7	137.7	130.3	8.7	105.7	2.3	133.6	121.3	24.4	110.1	7.7					
1991 8	99.1	90.7	0.7	109.3	2.6	119.4	109.4	12.7	109.1	7.8					
1991 9	93.8	90.4	3.8	103.8	2.4	120.7	110.2	14.6	109.5	9.7					
1991 10	104.8	103.0	-5.1	101.7	2.5	111.3	105.5	0.8	105.5	7.3					
1991 11	84.4	84.7	-14.6	99.6	3.2	91.1	88.3	-11.7	103.2	7.9					
1991 12	83.6	82.9	-2.0	100.9	3.1	76.2	76.0	-4.0	100.3	6.0					
1992 1	107.4	102.2	-8.5	105.1	3.6	139.1	138.0	2.1	100.8	4.5					
1992 2	123.7	114.3	-0.2	108.2	3.2	127.6	124.5	3.8	102.5	6.3					
1992 3	123.4	116.3	-1.9	106.1	3.3	136.0	130.8	4.0	104.0	6.3					
1992 4	91.9	90.7	-6.3	101.3	4.2	113.4	110.1	-11.5	103.0	0.6					
1992 5	77.2	78.1	-12.3	98.8	4.2	99.8	98.0	-10.0	101.8	-2.1					
1992 6	93.3	91.3	-0.9	102.2	3.3	114.8	112.9	9.7	101.7	-2.4					
1992 7	126.7	119.3	-8.4	106.2	0.5	124.3	123.4	1.7	100.7	-8.5					
1992 8	99.0	92.3	1.8	107.3	-1.8	104.7	105.0	-4.0	99.7	-8.6					
1992 9	101.8	99.5	10.1	102.3	-1.4	115.6	118.0	7.1	98.0	-10.5					
1992 10	107.9	109.2	6.0	98.8	-2.9	106.5	108.6	2.9	98.1	-7.0					
1992 11	91.4	94.7	11.8	96.5	-3.1	91.9	91.6	3.7	100.3	-2.8					
1992 12	86.5	87.0	4.9	99.4	-1.5	93.9	91.8	20.8	102.3	2.0					
1993 1	83.8	81.2	-20.5	103.2	-1.8	135.1	129.5	-6.2	104.3	3.5					
1993 2	101.7	99.2	-13.2	102.5	-5.3	138.6	130.1	4.5	106.5	3.9					
1993 3	111.7	110.3	-5.2	101.3	-4.5	132.0	122.9	-6.0	107.4	3.3					
1993 4	79.8	80.4	-11.4	99.2	-2.1	116.5	109.8	-0.3	106.1	3.0					
1993 5	71.6	74.6	-4.5	96.0	-2.8	100.4	96.4	-1.6	104.1	2.3					
1993 6	85.4	84.5	-7.4	101.1	-1.1	118.0	110.6	-2.0	106.7	4.9					
1993 7	105.7	100.2	-16.0	105.5	-0.7	130.1	118.3	-4.1	110.0	9.2					
1993 8	83.4	78.9	-14.5	105.7	-1.5	122.8	109.9	4.7	111.7	12.0					
1993 9	90.1	85.9	-13.7	104.9	2.5	127.5	115.5	-2.1	110.4	12.7					
1993 10	89.7	88.2	-19.2	101.7	2.9	106.5	99.2	-8.7	107.4	9.5					
1993 11	85.9	85.3	-9.9	100.7	4.4	106.2	98.3	7.3	108.0	7.7					
1993 12	79.8	79.7	-8.4	100.1	0.7	103.7	95.6	4.1	108.5	6.1					

NACE-CLIO R44 43: LEDER
UND LEDERWAREN, SCHUHENACE-CLIO R44 43:
LEATHERS, LEATHER
AND SKIN GOODS,
FOOTWEARNACE-CLIO R44 43: CUIRS,
ARTICLES EN CUIR ET EN
PEAU, CHAUSSURES

	Intra-EU Intra-EU Intra-UE					Extra-EU Extra-EU Extra-UE									
	VAL	VOL	VOL Δ%	UV	UV Δ%	VAL	VOL	VOL Δ%	UV	UV Δ%					
	Monatliche Indizes					Monthly Indices					Indices mensuels				
1990 1	97.8	96.5	8.4	101.3	4.4	99.3	100.3	22.3	99.0	1.5					
1990 2	112.7	108.1	3.1	104.3	2.5	103.2	102.3	14.2	100.9	2.2					
1990 3	116.8	116.3	12.0	100.4	0.8	108.9	107.7	15.3	101.1	3.8					
1990 4	92.3	93.1	5.6	99.1	5.9	102.2	103.0	12.2	99.2	-0.9					
1990 5	84.2	90.3	9.7	93.3	1.6	99.2	102.4	13.7	96.9	-4.2					
1990 6	102.3	106.5	-0.7	96.1	1.3	111.4	113.3	-5.3	98.3	-2.7					
1990 7	123.5	118.2	2.9	104.5	3.3	118.7	115.4	-3.2	102.9	-0.5					
1990 8	82.9	76.6	4.5	108.2	2.4	91.0	86.5	-0.5	105.2	-0.8					
1990 9	97.7	96.6	-2.6	101.1	1.8	84.4	82.8	-11.1	101.9	0.4					
1990 10	109.0	110.2	1.8	98.9	0.2	100.4	101.1	-10.5	99.3	-3.0					
1990 11	96.4	100.9	9.7	95.5	-0.5	90.1	92.9	-17.3	97.0	-4.8					
1990 12	86.5	88.5	4.1	97.7	2.6	92.1	93.2	-21.9	98.8	-1.1					
1991 1	111.9	110.2	14.2	101.5	0.2	92.4	92.9	-7.4	99.5	0.5					
1991 2	123.0	117.1	8.3	105.0	0.7	93.2	91.7	-10.4	101.6	0.7					
1991 3	120.1	116.5	0.2	103.1	2.7	84.6	81.4	-24.4	103.9	2.8					
1991 4	91.4	95.1	2.1	96.1	-3.0	85.6	83.8	-18.6	102.2	3.0					
1991 5	84.3	89.7	-0.7	94.0	0.8	86.6	85.4	-16.6	101.4	4.6					
1991 6	101.2	103.3	-3.0	98.0	2.0	94.8	93.2	-17.7	101.7	3.5					
1991 7	125.2	116.5	-1.4	107.5	2.9	118.7	111.8	-3.1	106.2	3.2					
1991 8	84.7	77.3	0.9	109.6	1.3	82.9	77.6	-10.3	106.8	1.5					
1991 9	96.6	93.1	-3.6	103.8	2.7	83.4	79.3	-4.2	105.2	3.2					
1991 10	100.8	99.8	-9.4	101.0	2.1	101.9	99.8	-1.3	102.1	2.8					
1991 11	84.7	87.8	-13.0	96.5	1.0	92.9	92.6	-0.3	100.3	3.4					
1991 12	87.9	86.9	-1.8	101.2	3.6	106.9	107.9	15.8	99.1	0.3					
1992 1	108.8	102.5	-7.0	106.1	4.5	90.3	90.8	-2.3	99.5	0.0					
1992 2	123.2	111.3	-5.0	110.7	5.4	104.8	99.5	8.5	105.3	3.6					
1992 3	110.7	102.1	-12.4	108.4	5.1	105.4	103.5	27.1	101.8	-2.0					
1992 4	85.8	84.5	-11.1	101.5	5.6	94.3	93.6	11.7	100.8	-1.4					
1992 5	76.9	78.4	-12.6	98.1	4.4	96.7	97.5	14.2	99.2	-2.2					
1992 6	91.1	89.7	-13.2	101.6	3.7	103.9	104.5	12.1	99.4	-2.3					
1992 7	129.4	120.7	3.6	107.2	-0.3	130.0	126.1	12.8	103.1	-2.9					
1992 8	87.1	79.4	2.7	109.7	0.1	91.5	85.7	10.4	106.8	0.0					
1992 9	100.7	97.7	4.9	103.1	-0.7	90.4	89.5	12.9	101.0	-4.0					
1992 10	109.9	112.0	12.2	98.1	-2.9	109.9	111.3	11.5	98.7	-3.3					
1992 11	86.8	88.1	0.3	98.5	2.1	91.4	92.8	0.2	98.5	-1.8					
1992 12	87.2	90.0	3.6	96.9	-4.2	98.5	104.3	-3.3	94.4	-4.7					
1993 1	106.3	100.9	-1.6	105.4	-0.7	86.1	84.2	-7.3	102.3	2.8					
1993 2	112.7	99.5	-10.6	113.3	2.3	93.7	91.6	-7.9	102.3	-2.8					
1993 3	107.6	100.0	-2.1	107.6	-0.7	95.8	93.1	-10.0	102.9	1.1					
1993 4	82.3	79.7	-5.7	103.2	1.7	98.2	96.0	2.6	102.3	1.5					
1993 5	89.4	87.5	11.6	102.2	4.2	94.9	94.2	-3.4	100.7	1.5					
1993 6	106.4	99.8	11.3	106.6	4.9	110.7	111.8	7.0	99.0	-0.4					
1993 7	135.5	117.6	-2.6	115.2	7.5	129.6	126.7	0.5	102.3	-0.8					
1993 8	74.2	63.9	-19.5	116.1	5.8	97.4	91.3	6.5	106.7	-0.1					
1993 9	102.9	91.7	-6.1	112.2	8.8	97.7	92.3	3.1	105.8	4.8					
1993 10	103.3	96.4	-13.9	107.2	9.3	125.3	119.4	7.3	104.9	6.3					
1993 11	95.8	90.8	3.1	105.5	7.1	121.0	116.6	25.6	103.8	5.4					
1993 12	103.8	99.0	10.0	104.8	8.2	125.0	123.2	18.1	101.5	7.5					

NACE-CLIO R44 45: HOLZ
UND HOLZMOEBELNACE-CLIO R44 45:
TIMBER, WOODEN
PRODUCTS AND
FURNITURENACE-CLIO R44 45: BOIS ET
MEUBLES EN BOIS

	Intra-EU Intra-EU Intra-UE					Extra-EU Extra-EU Extra-UE									
	VAL	VOL	VOL Δ%	UV	UV Δ%	VAL	VOL	VOL Δ%	UV	UV Δ%					
	Jährliche Indizes					Annual Indices					Indices annuels				
1980	42.9	67.4	-2.6	63.6	12.8	58.8	85.7	-5.0	68.6	16.5					
1981	43.8	65.2	-3.3	67.2	5.7	55.9	75.1	-12.4	74.5	8.6					
1982	45.5	64.3	-1.4	70.7	5.2	56.1	73.8	-1.7	76.0	2.0					
1983	49.3	66.5	3.4	74.1	4.8	64.6	80.3	8.8	80.5	5.9					
1984	53.8	69.1	3.9	77.9	5.1	69.9	78.5	-2.2	89.0	10.6					
1985	57.4	71.1	2.9	80.7	3.6	66.5	74.6	-5.0	89.1	0.1					
1986	63.3	74.7	5.1	84.7	5.0	67.6	82.2	10.2	82.2	-7.7					
1987	69.1	79.1	5.9	87.3	3.1	75.1	90.6	10.2	82.9	0.9					
1988	79.2	87.3	10.4	90.7	3.9	84.1	95.7	5.6	87.9	6.0					
1989	90.3	94.7	8.5	95.4	5.2	95.7	99.2	3.7	96.5	9.8					
1990	100.0	100.0	5.6	100.0	4.8	100.0	100.0	0.8	100.0	3.6					
1991	105.9	104.4	4.4	101.4	1.4	98.6	99.1	-0.9	99.5	-0.5					
1992	109.6	105.2	0.8	104.2	2.8	103.1	104.8	5.8	98.4	-1.1					
1993	81.6	78.6	-25.3	103.8	-0.4	108.5	106.2	1.3	102.2	3.9					
	Vierteljährliche Indizes					Quarterly Indices					Indices trimestriels				
1989 1	88.6	94.7	10.4	93.6	4.7	90.7	98.6	7.5	92.0	10.2					
1989 2	95.5	100.3	11.8	95.2	5.0	98.5	103.4	4.6	95.3	9.5					
1989 3	77.7	81.3	5.0	95.6	5.5	94.0	94.8	1.9	99.2	9.3					
1989 4	100.3	103.2	8.1	97.2	5.7	100.4	100.7	2.8	99.7	10.5					
1990 1	101.0	101.8	7.5	99.2	6.0	104.2	104.6	6.1	99.6	8.3					
1990 2	104.2	103.3	3.0	100.9	6.0	105.8	104.3	0.9	101.4	6.4					
1990 3	87.3	87.1	7.1	100.2	4.8	95.0	94.5	-0.3	100.5	1.3					
1990 4	107.6	107.8	4.5	99.8	2.7	94.8	96.2	-4.5	98.5	-1.2					
1991 1	103.8	103.7	1.9	100.1	0.9	93.2	96.1	-8.1	97.0	-2.6					
1991 2	110.7	109.1	5.6	101.5	0.6	102.7	102.6	-1.6	100.1	-1.3					
1991 3	95.5	94.1	8.0	101.5	1.3	99.3	97.7	3.4	101.6	1.1					
1991 4	112.6	109.9	1.9	102.5	2.7	99.2	100.0	4.0	99.2	0.7					
1992 1	113.7	110.0	6.1	103.4	3.3	103.3	105.4	9.7	98.0	1.0					
1992 2	113.2	108.4	-0.6	104.4	2.9	106.6	107.7	5.0	99.0	-1.1					
1992 3	96.5	93.1	-1.1	103.6	2.1	97.5	100.2	2.6	97.3	-4.2					
1992 4	116.5	110.8	0.8	105.1	2.5	107.0	108.0	8.0	99.1	-0.1					
1993 1	77.5	74.2	-32.5	104.4	1.0	103.7	103.9	-1.4	99.8	1.8					
1993 2	82.7	77.9	-28.1	106.2	1.7	110.1	110.9	3.0	99.3	0.3					
1993 3	72.5	70.1	-24.7	103.4	-0.2	104.3	99.7	-0.5	104.6	7.5					
1993 4	89.8	88.6	-20.0	101.4	-3.5	115.7	110.1	1.9	105.1	6.1					
	Monatliche Indizes					Monthly Indices					Indices mensuels				
1989 1	81.1	87.9	27.2	92.3	5.0	94.1	103.8	23.9	90.7	12.8					
1989 2	87.3	93.1	7.1	93.8	4.7	86.7	94.0	5.3	92.2	9.5					
1989 3	97.4	103.1	1.8	94.5	4.8	91.3	98.0	-3.8	93.2	9.0					
1989 4	93.5	98.7	13.4	94.7	4.5	91.9	98.6	5.6	93.2	6.8					
1989 5	92.7	97.2	10.0	95.4	4.8	101.0	106.0	10.9	95.3	10.4					
1989 6	100.5	105.1	12.0	95.6	5.6	102.6	105.7	-1.9	97.1	11.1					
1989 7	81.5	84.7	8.7	96.2	5.5	92.6	94.3	2.9	98.2	9.7					
1989 8	63.0	66.8	6.7	94.3	4.7	85.1	86.4	1.3	98.5	8.1					
1989 9	88.6	92.3	0.8	96.0	6.1	104.3	103.7	1.7	100.6	9.8					
1989 10	107.1	111.4	12.2	96.1	5.4	108.5	108.7	3.6	99.8	9.3					
1989 11	104.0	107.6	10.0	96.7	5.5	107.1	107.0	7.2	100.1	11.1					
1989 12	90.2	90.7	1.3	99.4	6.7	85.6	86.3	-3.3	99.2	11.5					

EU Ausfuhr
NACE-CLIO R44 45: HOLZ
UND HOLZMOEBEL

EU Exports
NACE-CLIO R44 45:
TIMBER, WOODEN
PRODUCTS AND
FURNITURE

Exportations UE
NACE-CLIO R44 45: BOIS ET
MEUBLES EN BOIS

	Intra-EU Intra-EU Intra-UE					Extra-EU Extra-EU Extra-UE									
	VAL	VOL	VOL Δ%	UV	UV Δ%	VAL	VOL	VOL Δ%	UV	UV Δ%					
	Jährliche Indizes					Annual Indices					Indices annuels				
1980	40.9	65.2	-2.4	62.7	10.4	41.8	70.3	5.2	59.5	10.2					
1981	42.1	63.7	-2.3	66.1	5.4	54.1	84.2	19.8	64.2	7.9					
1982	44.1	63.3	-0.6	69.7	5.4	57.0	82.0	-2.6	69.5	8.3					
1983	47.8	65.0	2.7	73.6	5.6	66.5	91.3	11.3	72.8	4.7					
1984	55.0	70.9	9.1	77.6	5.4	78.9	100.8	10.4	78.3	7.6					
1985	58.3	72.3	2.0	80.7	4.0	87.2	105.5	4.7	82.7	5.6					
1986	63.7	75.3	4.1	84.6	4.8	81.8	97.4	-7.7	84.0	1.6					
1987	69.2	79.8	6.0	86.7	2.5	80.9	94.9	-2.6	85.3	1.5					
1988	79.4	88.1	10.4	90.1	3.9	86.8	96.9	2.1	89.6	5.0					
1989	90.9	95.3	8.2	95.4	5.9	99.5	102.3	5.6	97.3	8.6					
1990	100.0	100.0	4.9	100.0	4.8	100.0	100.0	-2.2	100.0	2.8					
1991	105.6	104.9	4.9	100.7	0.7	99.3	98.8	-1.2	100.5	0.5					
1992	108.7	105.3	0.4	103.2	2.5	99.1	96.1	-2.7	103.1	2.6					
1993	101.1	94.8	-10.0	106.6	3.3	106.8	104.0	8.2	102.7	-0.4					
	Vierteljährliche Indizes					Quarterly Indices					Indices trimestriels				
1989 1	88.7	95.7	12.5	92.7	4.9	93.9	100.6	14.4	93.3	9.0					
1989 2	95.3	100.5	8.9	94.8	5.7	109.5	113.1	14.0	96.8	9.4					
1989 3	80.6	84.0	7.1	95.9	6.4	101.1	102.4	20.2	98.7	8.3					
1989 4	100.1	101.9	5.1	98.2	6.7	118.6	118.8	16.1	99.8	7.4					
1990 1	102.1	102.9	7.5	99.2	7.0	99.2	100.5	-0.1	98.7	5.8					
1990 2	104.3	103.8	3.3	100.5	6.0	104.7	104.3	-7.8	100.4	3.7					
1990 3	86.9	87.0	3.6	99.9	4.2	90.7	90.2	-11.9	100.6	1.9					
1990 4	107.0	106.6	4.6	100.4	2.2	105.2	104.9	-11.7	100.3	0.5					
1991 1	104.7	105.2	2.2	99.5	0.3	90.3	92.9	-7.6	97.2	-1.5					
1991 2	110.2	109.8	5.8	100.4	-0.1	101.6	101.1	-3.1	100.5	0.1					
1991 3	94.4	93.6	7.6	100.9	1.0	92.4	90.8	0.7	101.8	1.2					
1991 4	111.3	109.1	2.3	102.0	1.6	111.3	108.8	3.7	102.3	2.0					
1992 1	114.8	112.7	7.1	101.9	2.4	104.5	101.7	9.5	102.8	5.8					
1992 2	114.4	110.1	0.3	103.9	3.5	105.0	100.3	-0.8	104.7	4.2					
1992 3	97.0	94.5	1.0	102.6	1.7	100.9	98.8	8.8	102.1	0.3					
1992 4	114.4	109.6	0.5	104.4	2.4	113.5	110.5	1.6	102.7	0.4					
1993 1	101.6	94.3	-16.3	107.7	5.7	95.2	91.9	-9.6	103.6	0.8					
1993 2	102.9	95.1	-13.6	108.2	4.1	104.6	101.3	1.0	103.3	-1.3					
1993 3	88.2	84.2	-10.9	104.8	2.1	103.8	102.3	3.5	101.5	-0.6					
1993 4	109.5	103.6	-5.5	105.7	1.2	124.1	120.8	9.3	102.7	0.0					
	Monatliche Indizes					Monthly Indices					Indices mensuels				
1989 1	79.9	87.8	27.8	91.0	4.4	84.1	91.3	30.2	92.1	7.5					
1989 2	89.6	96.3	10.3	93.0	4.8	93.7	100.6	15.4	93.1	7.5					
1989 3	96.9	103.1	3.9	94.0	5.5	104.1	110.0	3.5	94.6	11.8					
1989 4	93.8	99.4	10.0	94.4	5.2	102.5	106.7	11.3	96.1	8.7					
1989 5	92.8	97.6	6.2	95.1	6.3	110.0	112.9	12.8	97.4	11.7					
1989 6	99.3	104.5	10.5	95.0	5.7	116.0	119.6	17.7	97.0	8.1					
1989 7	86.0	88.4	6.8	97.3	6.9	110.7	112.2	25.2	98.7	8.6					
1989 8	61.1	65.0	10.7	94.0	5.3	90.0	91.1	15.6	98.8	8.7					
1989 9	94.5	98.6	5.5	95.8	6.7	102.7	103.9	19.2	98.8	8.2					
1989 10	106.3	110.0	8.1	96.6	5.3	122.2	123.8	18.5	98.7	6.7					
1989 11	103.3	104.7	5.7	98.7	7.5	119.3	120.3	16.5	99.2	5.9					
1989 12	90.8	91.1	1.1	99.7	7.8	114.0	112.3	13.2	101.5	9.8					

NACE-CLIO R44 45: HOLZ
UND HOLZMOEBELNACE-CLIO R44 45:
TIMBER, WOODEN
PRODUCTS AND
FURNITURENACE-CLIO R44 45: BOIS ET
MEUBLES EN BOIS

	Intra-EU Intra-EU Intra-UE					Extra-EU Extra-EU Extra-UE					
	VAL	VOL	VOL Δ%	UV	UV Δ%	VAL	VOL	VOL Δ%	UV	UV Δ%	
	Monatliche Indizes			Monthly Indices			Indices mensuels				
1990 1	93.0	94.8	7.8	98.1	6.3	108.3	108.8	4.8	99.5	9.7	
1990 2	97.5	98.2	5.5	99.3	5.9	98.6	99.4	5.7	99.2	7.6	
1990 3	112.4	112.5	9.1	99.9	5.7	105.9	105.8	8.0	100.1	7.4	
1990 4	103.1	102.4	3.7	100.7	6.3	99.6	98.5	-0.1	101.1	8.5	
1990 5	105.2	104.3	7.3	100.9	5.8	111.8	110.3	4.1	101.4	6.4	
1990 6	104.4	103.2	-1.8	101.2	5.9	106.0	104.3	-1.3	101.6	4.6	
1990 7	94.8	94.0	11.0	100.9	4.9	102.6	101.4	7.5	101.2	3.1	
1990 8	71.6	72.3	8.2	99.1	5.1	84.2	84.0	-2.8	100.2	1.7	
1990 9	95.2	94.9	2.8	100.3	4.5	98.1	98.0	-5.5	100.1	-0.5	
1990 10	115.1	115.0	3.2	100.1	4.2	105.1	105.1	-3.3	100.0	0.2	
1990 11	112.9	114.4	6.3	98.7	2.1	100.3	102.7	-4.0	97.7	-2.4	
1990 12	94.6	94.1	3.7	100.5	1.1	79.1	81.0	-6.1	97.6	-1.6	
1991 1	99.5	100.4	5.9	99.1	1.0	103.8	107.5	-1.2	96.6	-2.9	
1991 2	101.5	101.3	3.2	100.2	0.9	85.7	88.6	-10.9	96.7	-2.5	
1991 3	110.4	109.5	-2.7	100.8	0.9	90.1	92.2	-12.9	97.7	-2.4	
1991 4	110.7	109.7	7.1	100.9	0.2	103.7	104.1	5.7	99.6	-1.5	
1991 5	110.7	108.3	3.8	102.2	1.3	107.0	107.1	-2.9	99.9	-1.5	
1991 6	110.9	109.4	6.0	101.4	0.2	97.5	96.6	-7.4	100.9	-0.7	
1991 7	110.6	107.9	14.8	102.5	1.6	109.8	107.3	5.8	102.3	1.1	
1991 8	70.2	70.0	-3.2	100.3	1.2	83.8	82.7	-1.5	101.3	1.1	
1991 9	105.7	104.3	9.9	101.3	1.0	103.9	103.0	5.1	100.9	0.8	
1991 10	122.8	120.2	4.5	102.2	2.1	112.9	113.1	7.6	99.8	-0.2	
1991 11	114.1	111.4	-2.6	102.4	3.7	100.2	100.8	-1.9	99.4	1.7	
1991 12	101.3	98.2	4.4	103.2	2.7	84.5	86.0	6.2	98.3	0.7	
1992 1	100.0	98.2	-2.2	101.8	2.7	101.5	104.2	-3.1	97.4	0.8	
1992 2	114.6	110.6	9.2	103.6	3.4	99.8	101.8	14.9	98.0	1.3	
1992 3	126.9	121.3	10.8	104.6	3.8	108.4	110.1	19.4	98.5	0.8	
1992 4	120.6	115.5	5.3	104.4	3.5	108.4	108.7	4.4	99.7	0.1	
1992 5	108.2	103.3	-4.6	104.7	2.4	105.2	106.5	-0.6	98.8	-1.1	
1992 6	110.9	106.4	-2.7	104.2	2.8	106.2	107.8	11.6	98.5	-2.4	
1992 7	109.5	105.0	-2.7	104.3	1.8	108.9	111.1	3.5	98.0	-4.2	
1992 8	69.7	68.3	-2.4	102.1	1.8	78.5	80.6	-2.5	97.4	-3.8	
1992 9	110.1	106.0	1.6	103.9	2.6	105.3	109.0	5.8	96.6	-4.3	
1992 10	121.4	116.1	-3.4	104.6	2.3	111.2	113.5	0.4	98.0	-1.8	
1992 11	115.2	110.6	-0.7	104.2	1.8	106.9	107.7	6.8	99.3	-0.1	
1992 12	112.7	105.7	7.6	106.6	3.3	102.9	103.0	19.8	99.9	1.6	
1993 1	67.4	65.8	-33.0	102.5	0.7	95.9	96.0	-7.9	99.9	2.6	
1993 2	74.4	70.3	-36.4	105.9	2.2	104.8	105.2	3.3	99.6	1.6	
1993 3	90.5	86.4	-28.8	104.7	0.1	110.2	110.4	0.3	99.8	1.3	
1993 4	82.5	77.3	-33.1	106.7	2.2	110.3	110.6	1.7	99.7	0.0	
1993 5	82.1	77.9	-24.6	105.4	0.7	106.4	107.7	1.1	98.8	0.0	
1993 6	83.7	78.6	-26.1	106.5	2.2	113.9	114.5	6.2	99.5	1.0	
1993 7	75.8	73.0	-30.5	103.8	-0.5	107.1	104.1	-6.3	102.9	5.0	
1993 8	58.0	56.6	-17.1	102.5	0.4	91.0	85.8	6.5	106.1	8.9	
1993 9	83.9	80.8	-23.8	103.8	-0.1	114.8	109.3	0.3	105.0	8.7	
1993 10	89.6	88.2	-24.0	101.6	-2.9	115.1	110.7	-2.5	104.0	6.1	
1993 11	87.9	87.2	-21.2	100.8	-3.3	123.0	117.3	8.9	104.9	5.6	
1993 12	92.0	90.5	-14.4	101.7	-4.6	108.8	102.3	-0.7	106.4	6.5	

NACE-CLIO R44 45: HOLZ
UND HOLZMOEBELNACE-CLIO R44 45:
TIMBER, WOODEN
PRODUCTS AND
FURNITURENACE-CLIO R44 45: BOIS ET
MEUBLES EN BOIS

	Intra-EU Intra-EU Intra-UE					Extra-EU Extra-EU Extra-UE									
	VAL	VOL	VOL Δ%	UV	UV Δ%	VAL	VOL	VOL Δ%	UV	UV Δ%					
	Monatliche Indizes					Monthly Indices					Indices mensuels				
1990 1	94.3	96.4	9.8	97.8	7.5	89.7	91.3	0.0	98.2	6.6					
1990 2	98.3	98.2	2.0	100.1	7.6	97.7	99.5	-1.1	98.2	5.5					
1990 3	113.6	114.1	10.7	99.6	6.0	110.1	110.7	0.6	99.5	5.2					
1990 4	103.5	102.8	3.4	100.7	6.7	101.5	99.8	-6.5	101.7	5.8					
1990 5	105.1	104.3	6.9	100.8	6.0	106.3	106.8	-5.4	99.5	2.2					
1990 6	104.3	104.4	-0.1	99.9	5.2	106.4	106.2	-11.2	100.2	3.3					
1990 7	93.5	92.7	4.9	100.9	3.7	99.0	96.6	-13.9	102.5	3.9					
1990 8	68.3	69.6	7.1	98.1	4.4	84.9	84.0	-7.8	101.1	2.3					
1990 9	98.8	98.7	0.1	100.1	4.5	88.5	90.1	-13.3	98.2	-0.6					
1990 10	116.7	116.2	5.6	100.4	3.9	111.3	110.9	-10.4	100.4	1.7					
1990 11	112.6	112.8	7.7	99.8	1.1	110.5	109.4	-9.1	101.0	1.8					
1990 12	91.8	90.7	-0.4	101.2	1.5	93.8	94.4	-15.9	99.4	-2.1					
1991 1	99.9	101.5	5.3	98.4	0.6	88.5	95.0	4.1	93.2	-5.1					
1991 2	103.2	103.4	5.3	99.8	-0.3	86.9	88.4	-11.2	98.3	0.1					
1991 3	111.0	110.7	-3.0	100.3	0.7	95.5	95.3	-13.9	100.2	0.7					
1991 4	112.0	111.9	8.9	100.1	-0.6	99.5	100.0	0.2	99.5	-2.2					
1991 5	108.7	107.9	3.5	100.7	-0.1	104.5	103.5	-3.1	101.0	1.5					
1991 6	110.1	109.4	4.8	100.6	0.7	100.7	99.8	-6.0	100.9	0.7					
1991 7	106.1	103.3	11.4	102.7	1.8	112.2	108.0	11.8	103.9	1.4					
1991 8	68.7	69.5	-0.1	98.8	0.7	78.4	77.9	-7.3	100.6	-0.5					
1991 9	108.7	108.2	9.6	100.5	0.4	86.9	86.6	-3.9	100.3	2.1					
1991 10	122.5	120.3	3.5	101.8	1.4	118.4	115.4	4.1	102.6	2.2					
1991 11	110.4	108.9	-3.5	101.4	1.6	110.5	109.3	-0.1	101.1	0.1					
1991 12	100.8	98.0	8.0	102.9	1.7	105.1	101.6	7.6	103.4	4.0					
1992 1	105.9	105.7	4.1	100.2	1.8	92.6	91.4	-3.8	101.3	8.7					
1992 2	115.1	113.2	9.5	101.7	1.9	104.3	101.5	14.8	102.8	4.6					
1992 3	123.5	119.2	7.7	103.6	3.3	116.7	112.1	17.6	104.1	3.9					
1992 4	119.9	116.6	4.2	102.8	2.7	109.9	104.9	4.9	104.8	5.3					
1992 5	110.3	106.0	-1.8	104.1	3.4	104.9	99.2	-4.2	105.7	4.7					
1992 6	112.9	107.7	-1.6	104.8	4.2	100.5	96.9	-2.9	103.7	2.8					
1992 7	109.4	105.1	1.7	104.1	1.4	124.1	121.1	12.1	102.5	-1.3					
1992 8	67.3	66.8	-3.9	100.7	1.9	78.7	76.6	-1.7	102.7	2.1					
1992 9	114.3	111.7	3.2	102.3	1.8	99.8	98.7	14.0	101.1	0.8					
1992 10	124.8	120.3	0.0	103.7	1.9	118.9	116.3	0.8	102.2	-0.4					
1992 11	113.8	108.9	0.0	104.5	3.1	113.0	109.4	0.1	103.3	2.2					
1992 12	105.0	99.7	1.7	105.3	2.3	108.9	105.9	4.2	102.8	-0.6					
1993 1	91.7	86.4	-18.3	106.1	5.9	80.7	78.7	-13.9	102.5	1.2					
1993 2	99.6	91.7	-19.0	108.6	6.8	95.3	91.3	-10.0	104.4	1.6					
1993 3	113.6	105.0	-11.9	108.2	4.4	109.5	105.6	-5.8	103.7	-0.4					
1993 4	104.4	96.6	-17.2	108.1	5.2	97.2	94.5	-9.9	102.9	-1.8					
1993 5	98.9	91.0	-14.2	108.7	4.4	105.3	102.1	2.9	103.1	-2.5					
1993 6	105.3	97.7	-9.3	107.8	2.9	111.6	107.4	10.8	103.9	0.2					
1993 7	89.9	85.2	-18.9	105.5	1.3	115.6	112.3	-7.3	102.9	0.4					
1993 8	65.4	62.7	-6.1	104.3	3.6	85.0	84.4	10.2	100.7	-1.9					
1993 9	109.5	104.8	-6.2	104.5	2.2	111.2	110.4	11.9	100.7	-0.4					
1993 10	112.3	107.3	-10.8	104.7	1.0	122.7	119.4	2.7	102.8	0.6					
1993 11	109.0	102.9	-5.5	105.9	1.3	118.1	113.9	4.1	103.7	0.4					
1993 12	107.1	100.6	0.9	106.5	1.1	131.4	129.2	22.0	101.7	-1.1					

NACE-CLIO R44 47:
PAPIER, PAPPE U. WAREN
DAR., DRUCKEREI-U. VERLAG
SERZ.

NACE-CLIO R44 47:
PAPER AND PRINTING
PRODUCTS

NACE-CLIO R44 47: PAPIER,
ARTICLES EN PAPIER,
ARTICLES IMPRIMES

	Intra-EU Intra-EU Intra-UE					Extra-EU Extra-EU Extra-UE									
	VAL	VOL	VOL Δ%	UV	UV Δ%	VAL	VOL	VOL Δ%	UV	UV Δ%					
	Jährliche Indizes					Annual Indices					Indices annuels				
1980	34.4	55.5	1.8	62.0	12.3	39.0	65.4	-5.6	59.6	16.2					
1981	39.1	58.1	4.7	67.3	8.5	46.6	64.7	-1.1	72.0	20.8					
1982	43.1	59.3	2.1	72.7	8.0	48.0	61.7	-4.6	77.8	8.1					
1983	46.5	62.1	4.7	74.8	2.9	50.8	66.2	7.3	76.8	-1.3					
1984	56.0	68.7	10.6	81.5	9.0	65.1	71.3	7.7	91.3	18.9					
1985	62.5	71.2	3.6	87.8	7.7	66.1	71.7	0.6	92.2	1.0					
1986	66.3	75.9	6.6	87.4	-0.5	66.2	77.5	8.1	85.4	-7.4					
1987	73.2	82.3	8.4	88.9	1.7	72.4	82.5	6.5	87.7	2.7					
1988	82.7	87.8	6.7	94.2	6.0	87.2	91.8	11.3	95.0	8.3					
1989	93.6	93.8	6.8	99.8	5.9	101.2	95.8	4.4	105.6	11.2					
1990	100.0	100.0	6.6	100.0	0.2	100.0	100.0	4.4	100.0	-5.3					
1991	102.0	104.0	4.0	98.1	-1.9	99.5	104.7	4.7	95.0	-5.0					
1992	102.6	107.5	3.4	95.4	-2.8	95.8	108.5	3.6	88.3	-7.1					
1993	85.0	88.6	-17.6	95.9	0.5	87.7	108.5	0.0	80.8	-8.5					
	Vierteljährliche Indizes					Quarterly Indices					Indices trimestriels				
1989 1	90.6	91.4	8.6	99.1	6.6	102.9	100.1	17.6	102.8	13.7					
1989 2	95.9	96.2	10.2	99.7	6.1	111.1	104.9	19.6	105.9	12.9					
1989 3	91.9	91.5	9.3	100.4	6.7	108.8	101.4	20.0	107.3	10.6					
1989 4	99.2	99.1	6.1	100.1	4.9	103.7	97.5	5.2	106.4	8.0					
1990 1	98.6	96.9	6.0	101.8	2.7	101.6	98.2	-1.9	103.5	0.7					
1990 2	100.9	99.9	3.8	101.0	1.3	104.0	102.3	-2.5	101.7	-4.0					
1990 3	96.6	97.0	6.0	99.6	-0.8	96.3	97.3	-4.0	99.0	-7.7					
1990 4	103.4	105.8	6.8	97.7	-2.4	97.0	101.3	3.9	95.8	-10.0					
1991 1	102.4	102.6	5.9	99.8	-2.0	99.4	104.0	5.9	95.6	-7.6					
1991 2	103.0	104.0	4.1	99.0	-2.0	102.8	106.4	4.0	96.6	-5.0					
1991 3	99.6	101.8	4.9	97.8	-1.8	100.5	104.9	7.8	95.8	-3.2					
1991 4	102.3	106.5	0.7	96.1	-1.6	94.9	103.2	1.9	92.0	-4.0					
1992 1	104.3	107.3	4.6	97.2	-2.6	99.8	111.8	7.5	89.3	-6.6					
1992 2	102.7	106.9	2.8	96.1	-2.9	99.2	111.7	5.0	88.8	-8.1					
1992 3	100.6	106.5	4.6	94.5	-3.4	92.8	105.4	0.5	88.0	-8.1					
1992 4	104.4	111.3	4.5	93.8	-2.4	93.2	107.3	4.0	86.9	-5.5					
1993 1	81.5	83.2	-22.5	97.9	0.7	87.8	105.7	-5.5	83.1	-6.9					
1993 2	85.4	88.5	-17.2	96.5	0.4	89.3	109.9	-1.6	81.3	-8.4					
1993 3	81.8	85.6	-19.6	95.6	1.2	85.4	106.1	0.7	80.5	-8.5					
1993 4	90.5	96.5	-13.3	93.8	0.0	88.1	112.1	4.5	78.6	-9.6					
	Monatliche Indizes					Monthly Indices					Indices mensuels				
1989 1	88.2	89.5	18.2	98.6	7.9	102.3	100.6	36.1	101.7	14.1					
1989 2	88.2	88.6	8.7	99.5	6.1	97.1	94.4	15.7	102.9	14.0					
1989 3	95.4	96.2	0.8	99.2	6.0	109.3	105.4	5.7	103.7	13.5					
1989 4	90.4	90.7	11.8	99.7	5.1	106.6	101.9	24.0	104.6	10.9					
1989 5	94.7	94.9	11.0	99.8	5.8	113.5	107.4	19.5	105.7	13.7					
1989 6	102.6	103.0	8.2	99.6	7.1	113.3	105.5	15.8	107.4	14.3					
1989 7	91.6	91.1	12.7	100.6	7.4	107.2	100.0	25.0	107.2	12.1					
1989 8	87.5	86.9	12.7	100.7	6.8	107.7	101.0	22.7	106.6	9.6					
1989 9	96.3	96.4	3.7	99.9	5.9	111.8	103.4	13.6	108.1	10.4					
1989 10	106.7	106.4	12.8	100.3	5.6	110.4	103.1	14.0	107.1	8.6					
1989 11	101.5	100.9	7.5	100.6	4.9	106.7	100.5	4.4	106.2	8.1					
1989 12	89.3	90.0	-2.1	99.2	4.0	94.1	89.1	-2.6	105.6	6.8					

NACE-CLIO R44 47:
PAPIER, PAPPE U. WAREN
DAR., DRUCKEREI-U. VERLAG
SERZ.

NACE-CLIO R44 47:
PAPER AND PRINTING
PRODUCTS

NACE-CLIO R44 47: PAPIER,
ARTICLES EN PAPIER,
ARTICLES IMPRIMES

	Intra-EU Intra-EU Intra-UE					Extra-EU Extra-EU Extra-UE					
	VAL	VOL	VOL Δ%	UV	UV Δ%	VAL	VOL	VOL Δ%	UV	UV Δ%	
	Jährliche Indizes			Annual Indices			Indices annuels				
1980	33.9	55.9	1.8	60.7	12.0	38.9	64.7	2.1	60.1	12.8	
1981	38.3	57.0	2.0	67.2	10.7	46.6	67.6	4.5	69.0	14.8	
1982	42.7	58.6	2.8	72.8	8.3	49.7	66.4	-1.8	74.9	8.6	
1983	45.9	61.5	4.9	74.6	2.5	55.6	70.6	6.3	78.7	5.1	
1984	56.5	69.7	13.3	81.1	8.7	72.4	84.9	20.3	85.3	8.4	
1985	62.3	71.9	3.2	86.6	6.8	81.6	90.3	6.4	90.4	6.0	
1986	66.6	77.1	7.2	86.4	-0.2	76.1	86.4	-4.3	88.1	-2.5	
1987	73.9	84.3	9.3	87.7	1.5	78.5	88.1	2.0	89.1	1.1	
1988	82.7	88.4	4.9	93.6	6.7	86.9	92.0	4.4	94.5	6.1	
1989	94.3	94.4	6.8	99.9	6.7	97.2	96.4	4.8	100.8	6.7	
1990	100.0	100.0	5.9	100.0	0.1	100.0	100.0	3.7	100.0	-0.8	
1991	102.4	104.4	4.4	98.1	-1.9	104.9	101.7	1.7	103.1	3.1	
1992	102.5	107.7	3.2	95.2	-3.0	110.5	109.1	7.3	101.3	-1.7	
1993	95.3	101.5	-5.8	93.9	-1.4	119.1	117.5	7.7	101.4	0.1	
	Vierteljährliche Indizes			Quarterly Indices			Indices trimestriels				
1989 1	91.4	92.1	9.9	99.2	7.8	92.8	92.0	11.8	100.9	8.6	
1989 2	95.3	95.5	7.5	99.8	7.2	97.1	96.1	9.1	101.0	8.3	
1989 3	92.0	91.8	5.2	100.2	6.6	100.4	99.9	5.9	100.5	5.8	
1989 4	97.8	97.4	3.2	100.4	5.4	105.5	104.7	5.8	100.8	4.7	
1990 1	99.4	97.2	5.5	102.3	3.1	99.4	98.5	7.1	100.9	0.0	
1990 2	100.4	99.8	4.5	100.6	0.8	97.6	97.0	0.9	100.6	-0.4	
1990 3	96.0	96.4	5.0	99.6	-0.6	98.5	99.0	-0.9	99.5	-1.0	
1990 4	103.5	106.0	8.8	97.6	-2.8	103.7	104.6	-0.1	99.1	-1.7	
1991 1	103.8	104.3	7.3	99.5	-2.7	95.5	92.6	-6.0	103.1	2.2	
1991 2	102.4	102.9	3.1	99.5	-1.1	100.2	95.5	-1.5	104.9	4.3	
1991 3	100.6	102.8	6.6	97.9	-1.7	108.1	105.1	6.2	102.9	3.4	
1991 4	102.1	106.8	0.8	95.6	-2.0	113.5	111.6	6.7	101.7	2.6	
1992 1	105.6	109.1	4.6	96.8	-2.7	112.9	109.2	17.9	103.4	0.3	
1992 2	101.6	105.7	2.7	96.1	-3.4	108.9	106.0	11.0	102.7	-2.1	
1992 3	102.2	107.9	5.0	94.7	-3.3	118.3	118.7	12.9	99.7	-3.1	
1992 4	102.9	110.3	3.3	93.3	-2.4	123.5	123.5	10.7	100.0	-1.7	
1993 1	96.0	100.3	-8.1	95.7	-1.1	108.5	105.3	-3.6	103.0	-0.4	
1993 2	91.7	96.6	-8.6	94.9	-1.2	116.6	115.1	8.6	101.3	-1.4	
1993 3	89.5	95.9	-11.1	93.3	-1.5	121.1	120.1	1.2	100.8	1.1	
1993 4	101.8	110.7	0.4	92.0	-1.4	130.7	129.9	5.2	100.6	0.6	
	Monatliche Indizes			Monthly Indices			Indices mensuels				
1989 1	89.4	90.8	21.1	98.5	9.0	92.4	91.8	21.9	100.6	9.9	
1989 2	88.1	88.9	8.7	99.1	6.9	87.7	86.2	9.7	101.7	9.1	
1989 3	96.5	96.7	2.1	99.8	7.7	98.5	98.1	5.6	100.4	7.2	
1989 4	90.2	90.1	7.9	100.1	6.8	91.1	91.3	9.9	99.8	6.7	
1989 5	93.2	93.0	5.3	100.2	7.6	97.1	95.7	10.5	101.5	9.0	
1989 6	102.6	103.4	9.4	99.2	7.1	102.9	101.3	7.0	101.6	8.8	
1989 7	91.5	91.3	7.2	100.2	6.9	100.7	99.1	7.5	101.6	7.5	
1989 8	85.2	84.9	4.0	100.4	6.8	99.9	100.3	6.3	99.6	4.6	
1989 9	99.1	99.0	4.1	100.1	6.3	100.7	100.3	4.0	100.4	5.5	
1989 10	104.1	103.5	5.8	100.6	5.8	109.1	108.3	4.7	100.7	5.2	
1989 11	99.4	98.4	3.4	101.0	6.1	107.2	105.7	9.1	101.4	6.1	
1989 12	89.8	90.2	-0.1	99.6	4.1	100.5	100.1	3.4	100.4	2.7	

NACE-CLIO R44 47:
PAPIER,PAPPE U.WAREN
DAR.,DRUCKEREI-U.VERLAG
SERZ.

NACE-CLIO R44 47:
PAPER AND PRINTING
PRODUCTS

NACE-CLIO R44 47: PAPIER,
ARTICLES EN PAPIER,
ARTICLES IMPRIMES

	Intra-EU Intra-EU Intra-UE					Extra-EU Extra-EU Extra-UE									
	VAL	VOL	VOL Δ%	UV	UV Δ%	VAL	VOL	VOL Δ%	UV	UV Δ%					
	Monatliche Indizes					Monthly Indices					Indices mensuels				
1990 1	98.5	96.9	8.3	101.6	3.0	103.6	99.2	-1.4	104.4	2.7					
1990 2	91.8	90.1	1.7	101.9	2.4	95.2	91.6	-3.0	103.9	1.0					
1990 3	105.7	103.7	7.8	101.9	2.7	106.4	103.9	-1.4	102.4	-1.3					
1990 4	95.8	93.8	3.4	102.1	2.4	100.9	98.8	-3.0	102.1	-2.4					
1990 5	104.3	103.2	8.7	101.1	1.3	108.8	107.3	-0.1	101.4	-4.1					
1990 6	102.5	102.6	-0.4	99.9	0.3	102.4	100.7	-4.5	101.7	-5.3					
1990 7	101.0	100.8	10.6	100.2	-0.4	99.1	98.5	-1.5	100.6	-6.2					
1990 8	88.5	88.7	2.1	99.8	-0.9	94.1	95.4	-5.5	98.6	-7.5					
1990 9	100.3	101.5	5.3	98.8	-1.1	95.9	98.0	-5.2	97.9	-9.4					
1990 10	109.9	111.5	4.8	98.6	-1.7	105.5	108.8	5.5	97.0	-9.4					
1990 11	110.0	112.4	11.4	97.9	-2.7	100.0	104.3	3.8	95.9	-9.7					
1990 12	90.1	93.5	3.9	96.4	-2.8	85.4	90.8	1.9	94.1	-10.9					
1991 1	106.2	107.2	10.6	99.1	-2.5	104.4	108.7	9.6	96.0	-8.0					
1991 2	97.8	97.3	8.0	100.5	-1.4	95.4	100.3	9.5	95.1	-8.5					
1991 3	103.4	103.5	-0.2	99.9	-2.0	98.5	102.8	-1.1	95.8	-6.4					
1991 4	102.3	102.5	9.3	99.8	-2.3	109.4	113.2	14.6	96.6	-5.4					
1991 5	103.0	104.0	0.8	99.0	-2.1	106.3	110.0	2.5	96.6	-4.7					
1991 6	103.7	105.6	2.9	98.2	-1.7	92.6	96.0	-4.7	96.5	-5.1					
1991 7	106.7	108.7	7.8	98.2	-2.0	107.4	111.2	12.9	96.6	-4.0					
1991 8	88.5	90.7	2.3	97.6	-2.2	96.2	100.9	5.8	95.3	-3.3					
1991 9	103.3	106.1	4.5	97.4	-1.4	98.2	102.7	4.8	95.6	-2.3					
1991 10	111.3	115.2	3.3	96.6	-2.0	105.9	113.7	4.5	93.1	-4.0					
1991 11	102.6	106.9	-4.9	96.0	-1.9	95.0	102.8	-1.4	92.4	-3.6					
1991 12	93.2	97.5	4.3	95.6	-0.8	84.1	93.3	2.8	90.1	-4.3					
1992 1	103.2	106.7	-0.5	96.7	-2.4	98.4	109.3	0.6	90.0	-6.3					
1992 2	101.0	103.7	6.6	97.4	-3.1	96.8	108.5	8.2	89.2	-6.2					
1992 3	108.6	111.5	7.7	97.4	-2.5	104.1	117.5	14.3	88.6	-7.5					
1992 4	104.6	107.9	5.3	96.9	-2.9	103.4	116.8	3.2	88.5	-8.4					
1992 5	97.4	100.8	-3.1	96.6	-2.4	95.6	107.0	-2.7	89.3	-7.6					
1992 6	106.4	112.0	6.1	95.0	-3.3	98.6	111.3	15.9	88.6	-8.2					
1992 7	108.6	114.8	5.6	94.6	-3.7	101.1	114.4	2.9	88.4	-8.5					
1992 8	86.8	92.0	1.4	94.3	-3.4	81.0	91.9	-8.9	88.1	-7.6					
1992 9	106.4	112.7	6.2	94.4	-3.1	96.2	109.8	6.9	87.6	-8.4					
1992 10	110.0	116.3	1.0	94.6	-2.1	95.6	109.8	-3.4	87.1	-6.4					
1992 11	101.9	108.7	1.7	93.7	-2.4	94.3	108.1	5.2	87.2	-5.6					
1992 12	101.3	108.8	11.6	93.1	-2.6	89.7	103.9	11.4	86.3	-4.2					
1993 1	76.5	78.5	-26.4	97.5	0.8	80.5	95.0	-13.1	84.7	-5.9					
1993 2	79.1	80.6	-22.3	98.1	0.7	87.3	105.4	-2.9	82.8	-7.2					
1993 3	89.0	90.6	-18.7	98.2	0.8	95.8	116.8	-0.6	82.0	-7.4					
1993 4	83.4	85.7	-20.6	97.3	0.4	90.8	110.7	-5.2	82.0	-7.3					
1993 5	81.5	84.7	-16.0	96.2	-0.4	86.6	106.9	-0.1	81.0	-9.3					
1993 6	91.5	95.2	-15.0	96.1	1.2	90.9	112.3	0.9	80.9	-8.7					
1993 7	82.7	86.0	-25.1	96.2	1.7	87.7	107.7	-5.9	81.4	-7.9					
1993 8	74.8	78.5	-14.7	95.3	1.1	79.9	98.6	7.3	81.0	-8.1					
1993 9	88.1	92.3	-18.1	95.4	1.1	88.8	112.1	2.1	79.2	-9.6					
1993 10	89.0	94.7	-18.6	94.0	-0.6	85.2	108.2	-1.5	78.7	-9.6					
1993 11	91.5	97.6	-10.2	93.8	0.1	91.4	116.2	7.5	78.7	-9.7					
1993 12	91.0	97.1	-10.8	93.7	0.6	87.6	111.9	7.7	78.3	-9.3					

EU Ausfuhr
NACE-CLIO R44 47:
PAPIER,PAPPE U.WAREN
DAR.,DRUCKEREI-U.VERLAG
SERZ.

EU Exports
NACE-CLIO R44 47:
PAPER AND PRINTING
PRODUCTS

Exportations UE
NACE-CLIO R44 47: PAPIER,
ARTICLES EN PAPIER,
ARTICLES IMPRIMES

	Intra-EU Intra-EU Intra-UE					Extra-EU Extra-EU Extra-UE					
	VAL	VOL	VOL Δ%	UV	UV Δ%	VAL	VOL	VOL Δ%	UV	UV Δ%	
	Monatliche Indizes			Monthly Indices			Indices mensuels				
1990 1	98.9	97.0	6.8	102.0	3.6	98.4	97.3	6.0	101.1	0.5	
1990 2	92.4	90.2	1.5	102.4	3.3	94.4	93.5	8.5	101.0	-0.7	
1990 3	106.9	104.2	7.8	102.6	2.8	105.2	104.6	6.6	100.6	0.2	
1990 4	95.3	93.9	4.2	101.5	1.4	90.4	89.7	-1.8	100.8	1.0	
1990 5	102.5	101.7	9.4	100.8	0.6	102.8	102.1	6.7	100.7	-0.8	
1990 6	103.4	103.8	0.4	99.6	0.4	99.6	99.3	-2.0	100.3	-1.3	
1990 7	101.9	102.1	11.8	99.8	-0.4	101.7	101.6	2.5	100.1	-1.5	
1990 8	88.2	88.6	4.4	99.5	-0.9	96.8	98.3	-2.0	98.5	-1.1	
1990 9	98.1	98.5	-0.5	99.6	-0.5	97.1	97.2	-3.1	99.9	-0.5	
1990 10	114.8	116.8	12.9	98.3	-2.3	112.5	113.2	4.5	99.4	-1.3	
1990 11	109.6	112.1	13.9	97.8	-3.2	105.2	106.9	1.1	98.4	-3.0	
1990 12	86.0	89.1	-1.2	96.5	-3.1	93.6	93.9	-6.2	99.7	-0.7	
1991 1	110.4	112.1	15.6	98.5	-3.4	97.1	93.8	-3.6	103.5	2.4	
1991 2	95.9	95.5	5.9	100.4	-2.0	90.4	87.9	-6.0	102.8	1.8	
1991 3	105.1	105.4	1.2	99.7	-2.8	99.0	96.2	-8.0	102.9	2.3	
1991 4	103.4	103.5	10.2	99.9	-1.6	98.2	94.1	4.9	104.4	3.6	
1991 5	102.0	102.1	0.4	99.9	-0.9	102.6	97.2	-4.8	105.6	4.9	
1991 6	101.8	103.0	-0.8	98.8	-0.8	99.6	95.2	-4.1	104.6	4.3	
1991 7	109.2	110.8	8.5	98.6	-1.2	115.8	110.0	8.3	105.3	5.2	
1991 8	90.3	92.3	4.2	97.8	-1.7	105.8	104.0	5.8	101.7	3.2	
1991 9	102.6	105.3	6.9	97.4	-2.2	102.9	101.3	4.2	101.6	1.7	
1991 10	111.9	116.3	-0.4	96.2	-2.1	122.4	121.4	7.2	100.8	1.4	
1991 11	102.5	107.4	-4.2	95.4	-2.5	109.2	106.7	-0.2	102.3	4.0	
1991 12	92.2	96.8	8.6	95.2	-1.3	108.9	106.7	13.6	102.1	2.4	
1992 1	105.8	109.7	-2.1	96.4	-2.1	108.9	106.0	13.0	102.7	-0.8	
1992 2	101.3	103.3	8.2	98.1	-2.3	107.6	102.0	16.0	105.5	2.6	
1992 3	109.8	114.4	8.5	96.0	-3.7	122.0	119.4	24.1	102.2	-0.7	
1992 4	101.9	105.7	2.1	96.4	-3.5	117.0	113.6	20.7	103.0	-1.3	
1992 5	100.6	104.3	2.2	96.5	-3.4	104.9	101.4	4.3	103.5	-2.0	
1992 6	102.2	107.1	4.0	95.4	-3.4	104.7	103.1	8.3	101.6	-2.9	
1992 7	112.0	117.3	5.9	95.5	-3.1	132.4	131.0	19.1	101.1	-4.0	
1992 8	89.5	95.1	3.0	94.1	-3.8	110.1	111.2	6.9	99.0	-2.7	
1992 9	105.2	111.3	5.7	94.5	-3.0	112.4	113.9	12.4	98.7	-2.9	
1992 10	115.7	122.0	4.9	94.8	-1.5	138.8	140.3	15.6	98.9	-1.9	
1992 11	100.5	107.9	0.5	93.1	-2.4	114.7	113.7	6.6	100.9	-1.4	
1992 12	92.8	101.1	4.4	91.8	-3.6	117.0	116.5	9.2	100.4	-1.7	
1993 1	95.1	99.4	-9.4	95.7	-0.7	99.0	95.2	-10.2	104.0	1.3	
1993 2	90.1	93.3	-9.7	96.6	-1.5	109.8	106.4	4.3	103.2	-2.2	
1993 3	102.9	108.2	-5.4	95.1	-0.9	116.6	114.2	-4.4	102.1	-0.1	
1993 4	94.3	98.6	-6.7	95.6	-0.8	110.5	108.4	-4.6	101.9	-1.1	
1993 5	82.4	86.8	-16.8	94.9	-1.7	111.5	109.9	8.4	101.5	-1.9	
1993 6	98.3	104.4	-2.5	94.2	-1.3	127.7	126.9	23.1	100.6	-1.0	
1993 7	90.9	96.7	-17.6	94.0	-1.6	121.9	120.5	-8.0	101.2	0.1	
1993 8	79.9	87.3	-8.2	91.5	-2.8	115.6	114.0	2.5	101.4	2.4	
1993 9	97.6	103.6	-6.9	94.2	-0.3	125.5	125.8	10.4	99.8	1.1	
1993 10	105.4	113.7	-6.8	92.7	-2.2	126.1	125.3	-10.7	100.6	1.7	
1993 11	98.2	106.0	-1.8	92.6	-0.5	130.8	130.4	14.7	100.3	-0.6	
1993 12	102.0	112.5	11.3	90.7	-1.2	135.4	134.1	15.1	101.0	0.6	

NACE-CLIO R44 49: GUMMI-
U. KUNSTSTOFFERZEUG.NACE-CLIO R44 49:
RUBBER AND PLASTIC
PRODUCTSNACE-CLIO R44 49:
PRODUITS EN CAOUTCHOUC
ET EN PLASTIQUE

	Intra-EU Intra-EU Intra-UE					Extra-EU Extra-EU Extra-UE									
	VAL	VOL	VOL Δ%	UV	UV Δ%	VAL	VOL	VOL Δ%	UV	UV Δ%					
	Jährliche Indizes					Annual indices					Indices annuels				
1980	33.8	52.5	1.0	64.4	12.6	29.3	48.8	8.2	60.0	12.4					
1981	37.0	52.9	0.8	70.0	8.7	32.3	46.2	-5.3	69.9	16.5					
1982	40.8	54.5	3.0	74.9	7.0	37.3	49.0	6.1	76.2	9.0					
1983	45.3	56.9	4.4	79.6	6.3	41.1	50.1	2.2	82.0	7.6					
1984	51.9	60.4	6.2	85.9	7.9	50.7	55.6	11.0	91.1	11.1					
1985	59.0	65.6	8.6	90.0	4.8	56.2	57.9	4.1	97.1	6.6					
1986	65.0	70.3	7.2	92.4	2.7	58.8	62.3	7.6	94.4	-2.8					
1987	71.4	76.9	9.4	92.9	0.5	65.9	71.2	14.3	92.5	-2.0					
1988	80.4	84.4	9.8	95.3	2.6	82.0	84.1	18.1	97.5	5.4					
1989	91.2	92.7	9.8	98.4	3.3	94.9	91.8	9.2	103.4	6.1					
1990	100.0	100.0	7.9	100.0	1.6	100.0	100.0	8.9	100.0	-3.3					
1991	106.3	104.0	4.0	102.2	2.2	112.4	109.1	9.1	103.0	3.0					
1992	111.5	108.7	4.5	102.6	0.4	121.8	117.9	8.1	103.3	0.3					
1993	96.3	93.0	-14.4	103.5	0.9	126.1	117.7	-0.2	107.1	3.7					
	Vierteljährliche Indizes					Quarterly indices					Indices trimestriels				
1989 1	88.2	89.9	7.5	98.1	4.1	91.2	88.9	11.5	102.6	7.9					
1989 2	97.0	98.9	10.8	98.1	3.8	100.4	96.5	8.9	104.0	9.2					
1989 3	83.1	84.2	6.7	98.7	2.8	91.0	87.9	2.7	103.5	4.4					
1989 4	94.5	95.7	8.9	98.7	2.1	91.5	88.6	0.8	103.3	2.8					
1990 1	100.8	100.8	12.1	100.0	1.9	98.8	96.8	8.9	102.1	-0.5					
1990 2	104.3	105.4	6.6	99.0	0.9	103.4	103.3	7.0	100.1	-3.8					
1990 3	91.6	91.1	8.2	100.5	1.8	96.8	97.3	10.7	99.5	-3.9					
1990 4	103.3	102.7	7.3	100.6	1.9	100.6	102.3	15.5	98.3	-4.8					
1991 1	106.3	104.2	3.4	102.0	2.0	108.0	107.4	11.0	100.6	-1.5					
1991 2	111.6	109.4	3.8	102.0	3.0	118.7	114.7	11.0	103.5	3.4					
1991 3	99.7	97.2	6.7	102.6	2.1	111.8	106.7	9.7	104.8	5.3					
1991 4	106.6	104.4	1.7	102.1	1.5	111.3	107.7	5.3	103.3	5.1					
1992 1	116.1	112.7	8.2	103.0	1.0	120.3	115.6	7.6	104.1	3.5					
1992 2	116.9	114.7	4.8	101.9	-0.1	129.3	124.2	8.3	104.1	0.6					
1992 3	104.4	102.3	5.2	102.1	-0.5	118.1	116.8	9.5	101.1	-3.5					
1992 4	110.7	107.2	2.7	103.3	1.2	122.0	117.5	9.1	103.8	0.5					
1993 1	97.9	94.5	-16.1	103.6	0.6	121.7	114.7	-0.8	106.1	1.9					
1993 2	99.3	95.7	-16.6	103.8	1.9	131.7	124.6	0.3	105.7	1.5					
1993 3	89.0	86.0	-15.9	103.5	1.4	124.3	113.8	-2.6	109.2	8.0					
1993 4	97.1	94.3	-12.0	103.0	-0.3	127.0	118.1	0.5	107.5	3.6					
	Monatliche Indizes					Monthly indices					Indices mensuels				
1989 1	82.8	84.4	21.8	98.1	4.3	89.5	88.3	30.2	101.4	8.4					
1989 2	86.4	87.9	4.3	98.3	4.1	88.2	85.2	9.7	103.5	7.9					
1989 3	95.5	97.5	0.2	97.9	3.9	96.0	93.3	-0.3	102.9	7.6					
1989 4	94.1	95.7	14.3	98.3	4.1	97.9	94.3	13.8	103.8	9.3					
1989 5	93.8	95.6	6.3	98.1	3.8	97.2	94.3	7.3	103.1	7.4					
1989 6	103.2	105.4	11.9	97.9	3.5	105.8	100.8	6.0	105.0	11.0					
1989 7	88.7	89.6	8.5	99.0	4.0	92.3	89.3	5.4	103.4	5.0					
1989 8	70.8	71.6	9.3	98.9	2.2	84.8	82.7	2.0	102.5	3.1					
1989 9	89.8	91.4	3.3	98.3	2.3	95.8	91.8	1.0	104.4	4.9					
1989 10	103.2	104.3	12.3	98.9	2.7	100.4	97.2	8.6	103.3	2.1					
1989 11	97.8	99.4	11.4	98.4	1.7	94.3	90.8	-0.7	103.8	3.6					
1989 12	82.4	83.4	2.3	98.8	1.9	79.7	77.6	-6.4	102.7	2.7					

	Intra-EU Intra-EU Intra-UE					Extra-EU Extra-EU Extra-UE									
	VAL	VOL	VOL Δ%	UV	UV Δ%	VAL	VOL	VOL Δ%	UV	UV Δ%					
	Jährliche Indizes					Annual Indices					Indices annuels				
1980	35.1	53.5	0.0	65.7	13.1	48.8	75.6	1.6	64.5	15.0					
1981	37.8	53.5	0.0	70.6	7.5	57.0	79.1	4.6	72.0	11.6					
1982	41.1	54.6	2.1	75.3	6.7	57.5	74.2	-6.2	77.5	7.6					
1983	45.7	57.2	4.8	79.9	6.1	63.5	77.3	4.2	82.2	6.1					
1984	51.7	60.3	5.4	85.7	7.3	75.4	84.3	9.1	89.5	8.9					
1985	58.7	65.4	8.5	89.8	4.8	84.3	89.6	6.3	94.1	5.1					
1986	65.6	71.1	8.7	92.2	2.7	80.9	87.0	-2.9	93.0	-1.2					
1987	71.9	77.7	9.3	92.5	0.3	82.9	90.0	3.4	92.1	-1.0					
1988	81.3	85.0	9.4	95.7	3.5	90.0	93.1	3.4	96.7	5.0					
1989	91.8	92.8	9.2	98.9	3.3	100.8	99.0	6.3	101.8	5.3					
1990	100.0	100.0	7.8	100.0	1.1	100.0	100.0	1.0	100.0	-1.8					
1991	106.7	104.4	4.4	102.2	2.2	102.3	99.3	-0.7	103.0	3.0					
1992	111.8	109.2	4.6	102.4	0.2	107.2	104.0	4.7	103.1	0.1					
1993	106.2	100.4	-8.1	105.8	3.3	117.3	111.0	6.7	105.7	2.5					
	Vierteljährliche Indizes					Quarterly Indices					Indices trimestriels				
1989 1	89.0	90.5	6.8	98.3	4.2	95.5	94.8	5.7	100.7	7.0					
1989 2	97.6	98.8	10.1	98.8	3.1	107.0	105.3	11.2	101.6	6.4					
1989 3	82.9	83.3	6.0	99.5	3.3	97.2	94.5	8.9	102.9	4.5					
1989 4	93.0	93.7	4.7	99.2	2.9	104.3	102.3	1.8	102.0	3.6					
1990 1	101.8	101.7	12.4	100.1	1.8	102.2	101.9	7.5	100.3	-0.4					
1990 2	104.5	105.3	6.6	99.2	0.4	103.2	103.7	-1.5	99.5	-2.1					
1990 3	92.2	92.2	10.7	100.0	0.5	93.3	93.1	-1.5	100.2	-2.6					
1990 4	103.4	102.6	9.5	100.8	1.6	101.3	101.3	-1.0	100.0	-2.0					
1991 1	108.1	105.8	4.0	102.2	2.1	97.9	96.5	-5.3	101.5	1.2					
1991 2	111.6	109.6	4.1	101.8	2.6	103.6	100.2	-3.4	103.4	3.9					
1991 3	99.8	97.6	5.9	102.3	2.3	99.3	95.4	2.5	104.1	3.9					
1991 4	106.5	104.1	1.5	102.3	1.5	107.5	104.2	2.9	103.2	3.2					
1992 1	117.3	113.9	7.7	103.0	0.8	107.1	103.1	6.8	103.9	2.4					
1992 2	116.8	114.4	4.4	102.1	0.3	110.1	106.6	6.4	103.3	-0.1					
1992 3	105.0	102.9	5.4	102.0	-0.3	106.9	104.4	9.4	102.4	-1.6					
1992 4	109.9	107.1	2.9	102.6	0.3	113.9	110.7	6.2	102.9	-0.3					
1993 1	108.5	103.3	-9.3	105.0	1.9	108.6	103.6	0.5	104.8	0.9					
1993 2	108.6	102.7	-10.2	105.7	3.5	119.4	114.5	7.4	104.3	1.0					
1993 3	95.8	89.7	-12.8	106.8	4.7	115.0	107.6	3.1	106.9	4.4					
1993 4	106.3	100.5	-6.2	105.8	3.1	126.7	118.6	7.1	106.8	3.8					
	Monatliche Indizes					Monthly Indices					Indices mensuels				
1989 1	82.0	83.8	15.6	97.9	4.6	86.1	85.8	12.6	100.4	8.2					
1989 2	87.4	88.7	6.6	98.5	4.2	95.8	94.9	9.6	100.9	6.0					
1989 3	97.4	98.9	0.5	98.5	4.1	104.4	103.7	-2.4	100.7	7.1					
1989 4	93.9	94.7	12.9	99.2	3.8	103.2	102.0	13.3	101.2	6.3					
1989 5	94.5	95.8	6.1	98.6	2.6	105.1	104.0	14.0	101.1	5.9					
1989 6	104.5	105.9	11.5	98.7	3.1	112.6	110.0	6.9	102.4	6.8					
1989 7	88.0	88.4	5.1	99.6	3.6	101.2	98.3	6.7	103.0	5.1					
1989 8	68.3	68.6	9.9	99.5	2.3	91.1	88.2	12.1	103.3	4.1					
1989 9	92.4	93.0	4.1	99.4	3.8	99.2	96.9	8.1	102.4	4.1					
1989 10	101.6	102.8	7.9	98.8	3.2	111.1	109.0	6.2	101.9	3.7					
1989 11	95.7	96.4	5.5	99.3	3.3	105.5	103.6	3.6	101.8	4.2					
1989 12	81.5	81.9	0.1	99.5	2.1	96.6	94.2	-4.8	102.5	3.1					

NACE-CLIO R44 49: GUMMI-
U. KUNSTSTOFFERZEUG.NACE-CLIO R44 49:
RUBBER AND PLASTIC
PRODUCTSNACE-CLIO R44 49:
PRODUITS EN CAOUTCHOUC
ET EN PLASTIQUE

	Intra-EU Intra-EU Intra-UE					Extra-EU Extra-EU Extra-UE									
	VAL	VOL	VOL Δ%	UV	UV Δ%	VAL	VOL	VOL Δ%	UV	UV Δ%					
	Monatliche Indizes					Monthly Indices					Indices mensuels				
1990 1	95.1	94.9	12.4	100.2	2.1	96.7	94.9	7.5	101.9	0.5					
1990 2	97.0	96.5	9.8	100.5	2.2	91.8	89.3	4.8	102.8	-0.7					
1990 3	110.4	111.1	13.9	99.4	1.5	107.9	106.2	13.8	101.6	-1.3					
1990 4	101.4	102.1	6.7	99.3	1.0	99.8	99.3	5.3	100.5	-3.2					
1990 5	107.4	108.8	13.8	98.7	0.6	107.1	107.0	13.5	100.1	-2.9					
1990 6	104.5	105.3	-0.1	99.2	1.3	103.5	103.7	2.9	99.8	-5.0					
1990 7	102.9	102.3	14.2	100.6	1.6	99.0	98.5	10.3	100.5	-2.8					
1990 8	75.2	74.5	4.1	101.0	2.1	94.7	95.1	15.0	99.6	-2.8					
1990 9	96.3	96.4	5.5	99.9	1.6	96.9	98.4	7.2	98.5	-5.7					
1990 10	113.9	113.4	8.7	100.4	1.5	111.3	112.9	16.2	98.6	-4.5					
1990 11	109.1	109.0	9.7	100.1	1.7	106.5	108.9	19.9	97.8	-5.8					
1990 12	86.8	85.6	2.6	101.4	2.6	83.8	85.1	9.7	98.5	-4.1					
1991 1	105.4	103.6	9.2	101.7	1.5	112.8	112.5	18.5	100.3	-1.6					
1991 2	103.8	101.9	5.6	101.9	1.4	102.3	101.9	14.1	100.4	-2.3					
1991 3	109.5	106.9	-3.8	102.4	3.0	108.9	107.7	1.4	101.1	-0.5					
1991 4	112.6	110.3	8.0	102.1	2.8	122.0	119.1	19.9	102.4	1.9					
1991 5	112.3	110.1	1.2	102.0	3.3	118.5	114.1	6.6	103.9	3.8					
1991 6	109.8	107.8	2.4	101.9	2.7	115.7	111.0	7.0	104.2	4.4					
1991 7	114.1	110.8	8.3	103.0	2.4	118.6	112.7	14.4	105.2	4.7					
1991 8	78.5	76.6	2.8	102.5	1.5	101.3	97.8	2.8	103.6	4.0					
1991 9	106.3	104.0	7.9	102.2	2.3	115.5	109.6	11.4	105.4	7.0					
1991 10	120.3	117.0	3.2	102.8	2.4	125.2	120.4	6.6	104.0	5.5					
1991 11	108.0	106.1	-2.7	101.8	1.7	115.2	112.0	2.8	102.9	5.2					
1991 12	91.4	90.0	5.1	101.6	0.2	93.3	90.7	6.6	102.9	4.5					
1992 1	107.7	103.7	0.1	103.9	2.2	115.3	111.4	-1.0	103.5	3.2					
1992 2	114.3	111.2	9.1	102.8	0.9	116.2	111.3	9.2	104.4	4.0					
1992 3	126.4	123.2	15.2	102.6	0.2	129.6	124.0	15.1	104.5	3.4					
1992 4	121.9	119.5	8.3	102.0	-0.1	131.1	124.6	4.6	105.2	2.7					
1992 5	111.7	109.7	-0.4	101.8	-0.2	127.7	122.4	7.3	104.3	0.4					
1992 6	117.1	115.0	6.7	101.8	-0.1	129.1	125.5	13.1	102.9	-1.2					
1992 7	119.2	116.9	5.5	102.0	-1.0	128.9	126.9	12.6	101.6	-3.4					
1992 8	79.5	77.6	1.3	102.4	-0.1	100.7	99.5	1.7	101.2	-2.3					
1992 9	114.8	112.5	8.2	102.0	-0.2	124.4	123.9	13.0	100.4	-4.7					
1992 10	120.7	117.4	0.3	102.8	0.0	130.0	126.2	4.8	103.0	-1.0					
1992 11	109.9	106.8	0.7	102.9	1.1	123.7	119.3	6.5	103.7	0.8					
1992 12	101.3	97.2	8.0	104.2	2.6	112.0	107.0	18.0	104.7	1.7					
1993 1	86.0	82.6	-20.3	104.1	0.2	111.7	106.5	-4.4	104.9	1.4					
1993 2	99.6	96.1	-13.6	103.6	0.8	119.3	112.0	0.6	106.5	2.0					
1993 3	108.3	104.8	-14.9	103.3	0.7	133.9	125.5	1.2	106.7	2.1					
1993 4	98.3	94.3	-21.1	104.2	2.2	134.4	127.0	1.9	105.8	0.6					
1993 5	98.1	95.1	-13.3	103.2	1.4	124.4	117.7	-3.8	105.7	1.3					
1993 6	101.6	97.6	-15.1	104.1	2.3	136.0	129.0	2.8	105.4	2.4					
1993 7	93.3	90.6	-22.5	103.0	1.0	128.0	118.0	-7.0	108.5	6.8					
1993 8	72.9	70.6	-9.0	103.2	0.8	114.7	104.5	5.0	109.8	8.5					
1993 9	100.7	96.6	-14.1	104.2	2.2	130.0	118.9	-4.0	109.3	8.9					
1993 10	100.1	97.0	-17.4	103.2	0.4	128.2	119.5	-5.3	107.3	4.2					
1993 11	97.4	94.6	-11.4	103.0	0.1	134.6	125.9	5.5	106.9	3.1					
1993 12	93.9	91.4	-6.0	102.7	-1.4	117.9	108.9	1.8	108.3	3.4					

NACE-CLIO R44 49: GUMMI-
U. KUNSTSTOFFERZEUG.NACE-CLIO R44 49:
RUBBER AND PLASTIC
PRODUCTSNACE-CLIO R44 49:
PRODUITS EN CAOUTCHOUC
ET EN PLASTIQUE

	Intra-EU Intra-EU Intra-UE					Extra-EU Extra-EU Extra-UE					
	VAL	VOL	VOL Δ%	UV	UV Δ%	VAL	VOL	VOL Δ%	UV	UV Δ%	
	Monatliche Indizes			Monthly Indices			Indices mensuels				
1990 1	96.6	96.2	14.8	100.4	2.6	96.5	95.9	11.8	100.6	0.2	
1990 2	96.7	96.7	9.0	100.0	1.5	97.1	96.8	2.0	100.3	-0.6	
1990 3	112.0	112.2	13.4	99.8	1.3	113.0	112.9	8.9	100.1	-0.6	
1990 4	101.1	101.8	7.5	99.3	0.1	99.8	100.3	-1.7	99.5	-1.7	
1990 5	105.8	106.7	11.4	99.2	0.6	106.1	107.4	3.3	98.8	-2.3	
1990 6	106.3	107.3	1.3	99.1	0.4	103.7	103.5	-5.9	100.2	-2.1	
1990 7	102.8	102.9	16.4	99.9	0.3	100.4	99.7	1.4	100.7	-2.2	
1990 8	75.0	74.8	9.0	100.3	0.8	89.6	90.0	2.0	99.6	-3.6	
1990 9	98.9	99.0	6.5	99.9	0.5	89.8	89.7	-7.4	100.1	-2.2	
1990 10	116.5	115.8	12.6	100.6	1.8	112.1	111.2	2.0	100.8	-1.1	
1990 11	108.2	107.7	11.7	100.5	1.2	101.1	101.5	-2.0	99.6	-2.2	
1990 12	85.5	84.4	3.1	101.3	1.8	90.8	91.3	-3.1	99.5	-2.9	
1991 1	107.5	105.7	9.9	101.7	1.3	95.0	94.2	-1.8	100.9	0.3	
1991 2	104.6	102.3	5.8	102.2	2.2	97.0	95.4	-1.4	101.7	1.4	
1991 3	112.5	109.5	-2.4	102.7	2.9	101.7	99.8	-11.6	101.9	1.8	
1991 4	113.4	111.3	9.3	101.9	2.6	105.1	102.2	1.9	102.8	3.3	
1991 5	109.1	107.3	0.6	101.7	2.5	103.1	99.9	-7.0	103.2	4.5	
1991 6	112.2	110.1	2.6	101.9	2.8	102.4	98.4	-4.9	104.1	3.9	
1991 7	112.8	109.5	6.4	103.0	3.1	110.2	105.4	5.7	104.6	3.9	
1991 8	79.6	77.8	4.0	102.3	2.0	91.7	88.1	-2.1	104.1	4.5	
1991 9	107.3	105.5	6.6	101.7	1.8	95.9	92.6	3.2	103.6	3.5	
1991 10	120.6	118.1	2.0	102.1	1.5	118.3	113.6	2.2	104.1	3.3	
1991 11	107.3	105.2	-2.3	102.0	1.5	105.8	103.4	1.9	102.3	2.7	
1991 12	91.6	89.0	5.5	102.9	1.6	98.7	95.7	4.8	103.1	3.6	
1992 1	111.0	107.6	1.8	103.2	1.5	97.9	94.5	0.3	103.6	2.7	
1992 2	114.2	110.9	8.4	103.0	0.8	105.0	101.0	5.9	104.0	2.3	
1992 3	126.8	123.3	12.6	102.8	0.1	118.6	113.8	14.0	104.2	2.3	
1992 4	121.4	118.7	6.6	102.3	0.4	113.4	108.8	6.5	104.2	1.4	
1992 5	110.2	108.3	0.9	101.8	0.1	106.6	103.0	3.1	103.5	0.3	
1992 6	118.5	116.2	5.5	102.0	0.1	110.5	108.0	9.8	102.3	-1.7	
1992 7	118.1	115.3	5.3	102.4	-0.6	116.5	113.4	7.6	102.7	-1.8	
1992 8	82.1	80.6	3.6	101.9	-0.4	95.6	93.2	5.8	102.6	-1.4	
1992 9	114.8	113.0	7.1	101.6	-0.1	108.6	106.6	15.1	101.9	-1.6	
1992 10	124.7	121.1	2.5	103.0	0.9	123.0	119.5	5.2	102.9	-1.2	
1992 11	109.9	107.4	2.1	102.3	0.3	109.1	105.8	2.3	103.1	0.8	
1992 12	95.0	92.9	4.4	102.3	-0.6	110.0	106.9	11.7	102.9	-0.2	
1993 1	102.8	96.9	-9.9	106.1	2.8	91.8	87.4	-7.5	105.0	1.4	
1993 2	105.3	100.7	-9.2	104.6	1.6	110.6	105.8	4.8	104.5	0.5	
1993 3	117.5	112.4	-8.8	104.5	1.7	123.6	117.6	3.3	105.1	0.9	
1993 4	108.1	102.8	-13.4	105.2	2.8	116.0	111.1	2.1	104.4	0.2	
1993 5	103.0	97.7	-9.8	105.4	3.5	115.7	111.0	7.8	104.2	0.7	
1993 6	114.5	107.7	-7.3	106.3	4.2	126.5	121.2	12.2	104.4	2.1	
1993 7	101.1	94.5	-18.0	107.0	4.5	119.9	112.3	-1.0	106.8	4.0	
1993 8	76.6	72.3	-10.3	106.0	4.0	103.8	96.5	3.5	107.6	4.9	
1993 9	109.8	102.3	-9.5	107.3	5.6	121.2	113.9	6.8	106.4	4.4	
1993 10	113.0	106.1	-12.4	106.5	3.4	126.7	117.3	-1.8	108.0	5.0	
1993 11	107.8	102.5	-4.6	105.2	2.8	124.9	116.8	10.4	106.9	3.7	
1993 12	98.3	93.0	0.1	105.7	3.3	128.4	121.7	13.8	105.5	2.5	

NACE-CLIO R44 51: SONST.
ERZEUG. DES VERARBEIT.
GEWERBES

NACE-CLIO R44 51:
OTHER MANUFACTURING
PRODUCTS

NACE-CLIO R44 51:
PRODUITS DES AUTRES
INDUSTRIES
MANUFACTURIERES

	Intra-EU Intra-EU Intra-UE					Extra-EU Extra-EU Extra-UE									
	VAL	VOL	VOL Δ%	UV	UV Δ%	VAL	VOL	VOL Δ%	UV	UV Δ%					
	Jährliche Indizes					Annual Indices					Indices annuels				
1980	24.1	35.4	9.3	68.0	11.8	56.2	75.1	11.1	74.9	16.3					
1981	25.1	33.6	-5.1	74.7	9.9	54.1	60.8	-19.0	88.9	18.7					
1982	26.3	33.1	-1.5	79.5	6.4	55.4	59.4	-2.3	93.3	4.9					
1983	33.5	39.6	19.6	84.7	6.5	58.9	54.4	-8.4	108.3	16.1					
1984	35.0	39.1	-1.3	89.6	5.8	78.8	70.6	29.8	111.6	3.0					
1985	39.0	42.2	7.9	92.5	3.2	74.9	67.8	-4.0	110.5	-1.0					
1986	40.7	43.6	3.3	93.4	1.0	85.5	87.3	28.8	97.9	-11.4					
1987	48.8	53.5	22.7	91.3	-2.2	69.5	74.6	-14.5	93.1	-4.9					
1988	86.5	92.8	73.5	93.2	2.1	91.5	92.1	23.5	99.4	6.8					
1989	99.2	100.6	8.4	98.6	5.8	110.4	102.1	10.9	108.1	8.8					
1990	100.0	100.0	-0.6	100.0	1.4	100.0	100.0	-2.1	100.0	-7.5					
1991	105.5	102.1	2.1	103.3	3.3	111.7	102.2	2.2	109.3	9.3					
1992	107.9	99.7	-2.4	108.2	4.7	116.8	104.2	2.0	112.1	2.6					
1993	190.1	186.2	86.8	102.1	-5.6	174.5	139.6	34.0	125.0	11.5					
	Vierteljährliche Indizes					Quarterly Indices					Indices trimestriels				
1989 1	99.7	104.0	27.0	95.9	4.9	104.0	99.1	16.5	104.9	13.7					
1989 2	111.3	112.8	27.5	98.7	6.8	110.8	102.8	15.5	107.8	14.8					
1989 3	92.1	92.8	8.5	99.2	5.9	113.8	104.8	10.4	108.6	4.2					
1989 4	111.3	110.9	14.0	100.4	5.6	118.6	106.9	12.2	110.9	4.6					
1990 1	104.7	105.2	1.2	99.5	3.8	100.2	98.0	-1.1	102.2	-2.6					
1990 2	95.4	97.1	-13.9	98.3	-0.4	96.9	98.0	-4.7	98.9	-8.3					
1990 3	93.9	92.0	-0.9	102.1	2.9	99.9	99.6	-5.0	100.3	-7.6					
1990 4	111.5	111.3	0.4	100.2	-0.2	102.5	103.8	-2.9	98.7	-11.0					
1991 1	103.6	103.4	-1.7	100.2	0.7	94.2	94.5	-3.6	99.7	-2.4					
1991 2	106.2	104.8	7.9	101.3	3.1	101.2	94.4	-3.7	107.2	8.4					
1991 3	100.3	95.6	3.9	104.9	2.7	119.9	106.2	6.6	112.9	12.6					
1991 4	111.1	104.1	-6.5	106.7	6.5	124.8	107.5	3.6	116.1	17.6					
1992 1	107.7	99.6	-3.7	108.1	7.9	117.2	104.6	10.7	112.0	12.3					
1992 2	107.8	100.7	-3.9	107.1	5.7	113.8	99.2	5.1	114.7	7.0					
1992 3	102.9	95.1	-0.5	108.2	3.1	128.2	118.5	11.6	108.2	-4.2					
1992 4	114.7	105.0	0.9	109.2	2.3	118.8	104.0	-3.3	114.2	-1.6					
1993 1	156.9	152.3	52.9	103.0	-4.7	168.3	134.1	28.2	125.5	12.1					
1993 2	153.4	148.8	47.8	103.1	-3.7	167.6	137.5	38.6	121.9	6.3					
1993 3	131.9	129.4	36.1	101.9	-5.8	178.9	142.1	19.9	125.9	16.4					
1993 4	142.7	142.4	35.6	100.2	-8.2	183.6	145.1	39.5	126.5	10.8					
	Monatliche Indizes					Monthly Indices					Indices mensuels				
1989 1	93.7	99.8	45.9	93.9	3.9	101.0	97.0	39.2	104.1	12.2					
1989 2	100.8	104.7	26.3	96.3	5.1	95.1	92.4	12.4	102.9	11.1					
1989 3	104.6	107.5	13.9	97.3	5.9	115.8	108.0	4.7	107.2	16.9					
1989 4	106.5	108.8	41.7	97.9	4.6	100.2	95.2	21.6	105.3	13.7					
1989 5	104.5	105.2	15.1	99.3	8.3	109.7	102.2	13.7	107.3	15.5					
1989 6	123.2	124.4	27.9	99.0	7.5	122.8	111.1	12.4	110.5	15.3					
1989 7	93.2	92.6	8.9	100.7	7.8	108.2	102.2	9.1	105.9	3.5					
1989 8	78.6	78.4	7.0	100.2	6.9	98.3	92.6	6.4	106.2	-0.3					
1989 9	104.1	107.2	9.1	97.1	3.3	134.9	119.6	15.0	112.8	8.5					
1989 10	117.3	118.5	19.6	99.0	4.7	129.1	119.0	14.2	108.5	2.3					
1989 11	117.8	116.5	17.7	101.1	7.9	121.6	107.2	6.2	113.4	5.7					
1989 12	99.0	97.6	3.9	101.4	4.3	105.2	94.6	16.9	111.2	6.7					

EU Ausfuhr
NACE-CLIO R44 51: SONST.
ERZEUG. DES VERARBEIT.
GEWERBES

EU Exports
NACE-CLIO R44 51:
OTHER MANUFACTURING
PRODUCTS

Exportations UE
NACE-CLIO R44 51:
PRODUITS DES AUTRES
INDUSTRIES
MANUFACTURIERES

	Intra-EU Intra-EU Intra-UE					Extra-EU Extra-EU Extra-UE									
	VAL	VOL	VOL Δ%	UV	UV Δ%	VAL	VOL	VOL Δ%	UV	UV Δ%					
	Jährliche Indizes					Annual Indices					Indices annuels				
1980	22.2	29.2	-0.3	76.1	11.1	31.0	39.2	-5.5	79.1	10.0					
1981	21.4	25.7	-12.0	83.3	9.5	33.6	39.0	-0.5	86.2	9.0					
1982	28.3	32.2	25.3	88.0	5.6	42.9	47.0	20.5	91.2	5.8					
1983	32.6	36.4	13.0	89.6	1.8	45.7	47.9	1.9	95.5	4.7					
1984	41.7	44.8	23.1	93.1	3.9	65.6	65.5	36.7	100.2	4.9					
1985	41.7	43.8	-2.2	95.1	2.1	63.9	60.5	-7.6	105.6	5.4					
1986	46.6	49.2	12.3	94.8	-0.3	61.8	64.9	7.3	95.3	-9.8					
1987	48.2	51.9	5.5	92.9	-2.0	62.2	66.5	2.5	93.6	-1.8					
1988	81.6	86.7	67.1	94.1	1.3	91.4	96.8	45.6	94.4	0.9					
1989	97.9	100.8	16.3	97.1	3.2	104.5	100.3	3.6	104.2	10.4					
1990	100.0	100.0	-0.8	100.0	3.0	100.0	100.0	-0.3	100.0	-4.0					
1991	100.7	98.6	-1.4	102.1	2.1	103.1	97.0	-3.0	106.3	6.3					
1992	102.7	96.7	-1.9	106.2	4.0	108.3	99.2	2.3	109.2	2.7					
1993	164.7	150.8	55.9	109.2	2.8	149.8	129.1	30.1	116.0	6.2					
	Vierteljährliche Indizes					Quarterly Indices					Indices trimestriels				
1989 1	153.2	161.8	151.6	94.7	1.9	110.8	108.6	46.4	102.0	8.7					
1989 2	168.1	173.3	123.9	97.0	4.8	121.6	114.5	29.5	106.2	12.3					
1989 3	145.3	149.6	113.1	97.1	2.9	115.3	111.7	23.6	103.2	9.0					
1989 4	158.0	158.2	96.5	99.9	3.6	127.7	121.3	23.8	105.3	11.7					
1990 1	101.3	100.4	-37.9	100.9	6.5	101.3	101.8	-6.3	99.5	-2.5					
1990 2	102.6	103.2	-40.5	99.4	2.5	97.4	99.3	-13.3	98.1	-7.6					
1990 3	91.8	92.7	-38.0	99.0	2.0	96.6	99.8	-10.7	96.8	-6.2					
1990 4	104.9	104.2	-34.1	100.7	0.8	102.4	96.9	-20.1	105.7	0.4					
1991 1	100.7	100.6	0.2	100.1	-0.8	89.4	88.3	-13.3	101.3	1.8					
1991 2	102.3	102.5	-0.7	99.8	0.4	98.7	94.4	-4.9	104.6	6.6					
1991 3	94.0	90.9	-1.9	103.4	4.4	102.7	96.4	-3.4	106.5	10.0					
1991 4	104.1	98.9	-5.1	105.3	4.6	118.2	105.6	9.0	111.9	5.9					
1992 1	104.3	98.1	-2.5	106.3	6.2	102.7	93.9	6.3	109.4	8.0					
1992 2	104.6	100.6	-1.9	104.0	4.2	108.9	100.5	6.5	108.4	3.6					
1992 3	94.0	87.0	-4.3	108.1	4.5	109.9	99.8	3.5	110.1	3.4					
1992 4	101.4	95.1	-3.8	106.6	1.2	114.4	104.9	-0.7	109.1	-2.5					
1993 1	140.5	128.9	31.4	109.0	2.5	147.7	129.1	37.5	114.4	4.6					
1993 2	138.5	127.2	26.4	108.9	4.7	148.5	129.8	29.2	114.4	5.5					
1993 3	134.1	121.4	39.5	110.5	2.2	146.6	126.4	26.7	116.0	5.4					
1993 4	144.0	133.1	40.0	108.2	1.5	164.6	138.3	31.8	119.0	9.1					
	Monatliche Indizes					Monthly Indices					Indices mensuels				
1989 1	139.5	149.4	193.5	93.4	1.3	99.2	102.6	93.6	96.7	4.7					
1989 2	154.3	162.3	148.9	95.1	2.5	107.7	103.5	27.0	104.1	10.9					
1989 3	166.1	173.9	126.1	95.5	2.2	125.4	119.7	35.7	104.8	10.7					
1989 4	161.3	169.8	131.3	95.0	1.6	121.2	119.2	47.5	101.7	6.2					
1989 5	147.9	156.7	106.7	94.4	2.1	118.7	108.4	23.3	109.5	14.8					
1989 6	194.8	193.3	132.9	100.8	9.8	124.8	115.9	20.0	107.7	16.2					
1989 7	141.9	147.8	99.7	96.0	1.9	123.7	115.8	13.6	106.8	13.6					
1989 8	118.4	121.2	113.8	97.7	4.9	90.2	95.6	41.6	94.4	-1.9					
1989 9	175.2	179.7	124.9	97.5	2.0	131.9	123.7	21.5	106.6	12.9					
1989 10	181.4	183.4	111.5	98.9	2.9	128.6	120.4	19.8	106.8	13.0					
1989 11	163.4	160.2	100.3	102.0	7.0	137.6	131.0	30.1	105.0	9.7					
1989 12	129.5	130.9	74.5	98.9	0.8	117.1	112.5	21.2	104.1	12.3					

NACE-CLIO R44 51: SONST.
ERZEUG. DES VERARBEIT.
GEWERBES

NACE-CLIO R44 51:
OTHER MANUFACTURING
PRODUCTS

NACE-CLIO R44 51:
PRODUITS DES AUTRES
INDUSTRIES
MANUFACTURIERES

	Intra-EU Intra-EU Intra-UE					Extra-EU Extra-EU Extra-UE									
	VAL	VOL	VOL Δ%	UV	UV Δ%	VAL	VOL	VOL Δ%	UV	UV Δ%					
	Monatliche Indizes					Monthly Indices					Indices mensuels				
1990 1	98.4	100.7	0.9	97.7	4.0	106.2	103.4	6.6	102.7	-1.3					
1990 2	98.1	100.1	-4.4	98.0	1.8	91.5	90.8	-1.7	100.8	-2.0					
1990 3	117.7	114.9	6.9	102.4	5.2	102.6	99.6	-7.8	103.0	-3.9					
1990 4	85.6	86.5	-20.5	99.0	1.1	94.7	95.4	0.2	99.3	-5.7					
1990 5	104.0	104.6	-0.6	99.4	0.1	97.3	99.1	-3.0	98.2	-8.5					
1990 6	96.7	100.1	-19.5	96.6	-2.4	98.9	99.6	-10.4	99.3	-10.1					
1990 7	91.5	90.1	-2.7	101.6	0.9	99.2	98.6	-3.5	100.6	-5.0					
1990 8	85.8	84.1	7.3	102.0	1.8	98.5	99.7	7.7	98.8	-7.0					
1990 9	104.4	101.7	-5.1	102.7	5.8	101.9	100.5	-16.0	101.4	-10.1					
1990 10	118.2	118.7	0.2	99.6	0.6	113.9	116.8	-1.8	97.5	-10.1					
1990 11	118.4	119.8	2.8	98.8	-2.3	111.4	110.8	3.4	100.5	-11.4					
1990 12	97.8	95.3	-2.4	102.6	1.2	82.0	83.7	-11.5	98.0	-11.9					
1991 1	107.4	109.4	8.6	98.2	0.5	98.3	98.8	-4.4	99.5	-3.1					
1991 2	101.1	99.7	-0.4	101.4	3.5	88.3	88.9	-2.1	99.3	-1.5					
1991 3	102.3	101.0	-12.1	101.3	-1.1	96.1	95.8	-3.8	100.3	-2.6					
1991 4	103.1	102.2	18.2	100.9	1.9	95.2	92.1	-3.5	103.4	4.1					
1991 5	108.4	106.2	1.5	102.1	2.7	109.4	100.6	1.5	108.7	10.7					
1991 6	107.1	106.0	5.9	101.0	4.6	99.2	90.6	-9.0	109.5	10.3					
1991 7	102.0	96.0	6.5	106.3	4.6	119.3	105.0	6.5	113.6	12.9					
1991 8	85.0	81.7	-2.9	104.0	2.0	110.1	99.5	-0.2	110.7	12.0					
1991 9	113.9	109.1	7.3	104.4	1.7	130.4	114.2	13.6	114.2	12.6					
1991 10	128.5	121.9	2.7	105.4	5.8	138.2	121.9	4.4	113.4	16.3					
1991 11	108.9	101.0	-15.7	107.8	9.1	134.2	111.4	0.5	120.5	19.9					
1991 12	95.9	89.4	-6.2	107.3	4.6	101.8	89.2	6.6	114.1	16.4					
1992 1	103.6	94.0	-14.1	110.2	12.2	120.2	110.9	12.2	108.4	8.9					
1992 2	101.0	92.3	-7.4	109.4	7.9	112.6	99.0	11.4	113.7	14.5					
1992 3	118.4	112.5	11.4	105.2	3.8	118.5	103.8	8.4	114.2	13.9					
1992 4	114.1	106.2	3.9	107.4	6.4	114.8	98.9	7.4	116.1	12.3					
1992 5	100.8	94.0	-11.5	107.2	5.0	106.1	92.8	-7.8	114.3	5.2					
1992 6	108.8	101.9	-3.9	106.8	5.7	120.5	105.9	16.9	113.8	3.9					
1992 7	108.4	99.5	3.6	108.9	2.4	133.4	118.7	13.0	112.4	-1.1					
1992 8	90.5	82.7	1.2	109.4	5.2	107.6	101.7	2.2	105.8	-4.4					
1992 9	109.9	103.1	-5.5	106.6	2.1	143.3	134.9	18.1	106.2	-7.0					
1992 10	124.0	114.3	-6.2	108.5	2.9	135.4	123.9	1.6	109.3	-3.6					
1992 11	114.8	107.6	6.5	106.7	-1.0	113.5	100.0	-10.2	113.5	-5.8					
1992 12	105.2	93.1	4.1	113.0	5.3	107.8	88.2	-1.1	122.2	7.1					
1993 1	139.7	132.8	41.3	105.2	-4.5	150.1	120.4	8.6	124.7	15.0					
1993 2	176.7	171.2	85.5	103.2	-5.7	178.1	144.6	46.1	123.2	8.4					
1993 3	154.3	152.8	35.8	101.0	-4.0	176.6	137.3	32.3	128.6	12.6					
1993 4	160.7	157.2	48.0	102.2	-4.8	165.0	133.1	34.6	124.0	6.8					
1993 5	146.1	141.2	50.2	103.5	-3.5	157.8	128.6	38.6	122.7	7.3					
1993 6	153.5	147.9	45.1	103.8	-2.8	180.1	150.8	42.4	119.4	4.9					
1993 7	132.2	131.0	31.7	100.9	-7.3	177.7	143.8	21.1	123.6	10.0					
1993 8	118.0	117.1	41.6	100.8	-7.9	167.6	132.4	30.2	126.6	19.7					
1993 9	145.5	140.3	36.1	103.7	-2.7	191.2	150.1	11.3	127.4	20.0					
1993 10	145.6	148.0	29.5	98.4	-9.3	189.3	150.6	21.5	125.7	15.0					
1993 11	144.0	148.3	37.8	97.1	-9.0	189.3	151.8	51.8	124.7	9.9					
1993 12	138.4	130.8	40.5	105.8	-6.4	172.1	133.0	50.8	129.4	5.9					

EU Ausfuhr
NACE-CLIO R44 51: SONST.
ERZEUG. DES VERARBEIT.
GEWERBES

EU Exports
NACE-CLIO R44 51:
OTHER MANUFACTURING
PRODUCTS

Exportations UE
NACE-CLIO R44 51:
PRODUITS DES AUTRES
INDUSTRIES
MANUFACTURIERES

	Intra-EU Intra-EU Intra-UE					Extra-EU Extra-EU Extra-UE									
	VAL	VOL	VOL Δ%	UV	UV Δ%	VAL	VOL	VOL Δ%	UV	UV Δ%					
	Monatliche Indizes					Monthly Indices					Indices mensuels				
1990 1	96.9	95.8	-35.9	101.1	8.2	96.5	98.7	-3.8	97.8	1.1					
1990 2	94.2	94.5	-41.8	99.7	4.8	98.5	99.0	-4.3	99.5	-4.4					
1990 3	112.8	111.0	-36.2	101.6	6.4	109.1	107.8	-9.9	101.2	-3.4					
1990 4	98.2	99.3	-41.5	98.9	4.1	91.2	92.3	-22.6	98.8	-2.9					
1990 5	106.9	107.2	-31.6	99.7	5.6	100.8	106.6	-1.7	94.6	-13.6					
1990 6	102.6	103.1	-46.7	99.5	-1.3	100.1	98.9	-14.7	101.2	-6.0					
1990 7	93.3	94.2	-36.3	99.0	3.1	113.2	114.9	-0.8	98.5	-7.8					
1990 8	84.9	86.1	-29.0	98.6	0.9	82.7	85.4	-10.7	96.8	2.5					
1990 9	96.9	97.7	-45.6	99.2	1.7	94.1	99.0	-20.0	95.0	-10.9					
1990 10	115.1	113.6	-38.1	101.3	2.4	106.6	102.1	-15.2	104.4	-2.2					
1990 11	107.3	109.0	-32.0	98.4	-3.5	109.1	102.8	-21.5	106.1	1.0					
1990 12	92.3	90.0	-31.2	102.6	3.7	91.8	86.0	-23.6	106.8	2.6					
1991 1	105.9	107.6	12.3	98.4	-2.7	77.5	80.5	-18.4	96.3	-1.5					
1991 2	94.2	94.3	-0.2	99.9	0.2	87.8	85.7	-13.4	102.5	3.0					
1991 3	102.0	99.9	-10.0	102.1	0.5	103.1	98.7	-8.4	104.5	3.3					
1991 4	104.4	104.2	4.9	100.2	1.3	96.3	94.7	2.6	101.7	2.9					
1991 5	102.3	102.1	-4.8	100.2	0.5	104.0	97.2	-8.8	107.0	13.1					
1991 6	100.3	101.2	-1.8	99.1	-0.4	96.0	91.3	-7.7	105.1	3.9					
1991 7	102.5	99.0	5.1	103.5	4.5	115.8	109.1	-5.0	106.1	7.7					
1991 8	78.3	74.7	-13.2	104.8	6.3	79.8	73.6	-13.8	108.4	12.0					
1991 9	101.2	98.9	1.2	102.3	3.1	112.5	106.5	7.6	105.6	11.2					
1991 10	114.3	110.0	-3.2	103.9	2.6	140.3	124.4	21.8	112.8	8.0					
1991 11	108.1	102.4	-6.1	105.6	7.3	113.4	102.0	-0.8	111.2	4.8					
1991 12	89.9	84.2	-6.4	106.8	4.1	100.8	90.5	5.2	111.4	4.3					
1992 1	99.1	94.1	-12.5	105.3	7.0	92.4	86.8	7.8	106.4	10.5					
1992 2	101.6	94.5	0.2	107.5	7.6	96.3	88.2	2.9	109.2	6.5					
1992 3	112.3	105.7	5.8	106.2	4.0	119.4	106.7	8.1	111.9	7.1					
1992 4	105.6	101.3	-2.8	104.2	4.0	113.2	101.6	7.3	111.4	9.5					
1992 5	101.7	96.7	-5.3	105.2	5.0	103.3	93.7	-3.6	110.2	3.0					
1992 6	106.7	103.8	2.6	102.8	3.7	110.3	106.2	16.3	103.9	-1.1					
1992 7	99.6	93.3	-5.8	106.7	3.1	136.4	120.4	10.4	113.3	6.8					
1992 8	76.8	70.1	-6.2	109.6	4.6	76.7	71.9	-2.3	106.7	-1.6					
1992 9	105.7	97.5	-1.4	108.4	6.0	116.4	107.1	0.6	108.7	2.9					
1992 10	108.0	99.6	-9.5	108.4	4.3	118.9	110.9	-10.9	107.2	-5.0					
1992 11	106.0	100.6	-1.8	105.4	-0.2	112.4	103.3	1.3	108.8	-2.2					
1992 12	90.3	85.2	1.2	106.0	-0.7	112.2	100.6	11.2	111.5	0.1					
1993 1	136.7	124.7	32.5	109.6	4.1	155.2	135.9	56.6	114.2	7.3					
1993 2	133.2	122.8	29.9	108.5	0.9	129.8	112.3	27.3	115.6	5.9					
1993 3	152.1	139.4	31.9	109.1	2.7	158.3	139.2	30.5	113.7	1.6					
1993 4	141.9	129.2	27.5	109.8	5.4	146.2	124.4	22.4	117.5	5.5					
1993 5	138.2	127.3	31.6	108.6	3.2	136.8	119.4	27.4	114.6	4.0					
1993 6	135.8	125.3	20.7	108.4	5.4	162.1	145.4	36.9	111.5	7.3					
1993 7	130.7	119.4	28.0	109.5	2.6	161.5	137.2	14.0	117.7	3.9					
1993 8	118.3	105.9	51.1	111.7	1.9	114.3	102.5	42.6	111.5	4.5					
1993 9	153.5	139.0	42.6	110.4	1.8	164.1	139.5	30.3	117.6	8.2					
1993 10	143.1	132.4	32.9	108.1	-0.3	157.5	134.7	21.5	116.9	9.0					
1993 11	154.3	143.3	42.4	107.7	2.2	164.7	138.3	33.9	119.1	9.5					
1993 12	135.0	123.7	45.2	109.1	2.9	171.4	142.0	41.2	120.7	8.3					

Europäische Kommission
European Commission
Commission européenne

Außenhandelsindizes der EU 1993
EU external trade indices 1993
Indices du commerce extérieur de l'UE 1993

Luxembourg: Office des publications officielles des Communautés européennes

1995 — 611 p. — 21,0 x 29,7 cm

Themenkreis 6: Außenhandel (rot)
Reihe C: Konten und Erhebungen
Theme 6: External trade (red)
Series C: Accounts and surveys
Thème 6: Commerce extérieur (rouge)
Série C: Comptes et enquêtes

ISBN 92-827-4614-3

Preis in Luxemburg (ohne MwSt.) • Price (excluding VAT) in Luxembourg •
Prix au Luxembourg, TVA exclue:
ECU 38

Venta • Salg • Verkauf • Πωλήσεις • Sales • Vente • Vendita • Verkoop • Venda • Myynti • Försäljning

BELGIQUE / BELGIË

**Moniteur belge/
Belgisch Staatsblad**
Rue de Louvain 42/Leuvenseweg 42
B-1000 Bruxelles/B-1000 Brussel
Tel. (02) 512 00 26
Fax (02) 511 01 84

Jean De Lannoy
Avenue du Roi 202/Koningslaan 202
B-1060 Bruxelles/B-1060 Brussel
Tel. (02) 538 51 69
Fax (02) 538 08 41

Autres distributeurs/
Overige verkooppunten:

**Librairie européenne/
Europese boekhandel**
Rue de la Loi 244/Welstraat 244
B-1040 Bruxelles/B-1040 Brussel
Tel. (02) 231 04 35
Fax (02) 735 08 60

Document delivery:

Credoc
Rue de la Montagne 34/Bergstraat 34
Boîte 11/Bus 11
B-1000 Bruxelles/B-1000 Brussel
Tel. (02) 511 69 41
Fax (02) 513 31 95

DANMARK

J. H. Schultz Information A/S
Herstedvang 10-12
DK-2620 Albertslund
Tlf. 43 63 23 00
Fax (Sales) 43 63 19 69
Fax (Management) 43 63 19 49

DEUTSCHLAND

Bundesanzeiger Verlag
Breite Straße 78-80
Postfach 10 05 34
D-50445 Köln
Tel. (02 21) 20 29-0
Fax (02 21) 2 02 92 78

GREECE/ΕΛΛΑΔΑ

G.C. Eleftheroudakis SA
International Bookstore
Nikis Street 4
GR-10563 Athens
Tel. (01) 322 63 23
Telex 219410 ELEF
Fax 323 98 21

ESPAÑA

Boletín Oficial del Estado
Trafalgar, 27-29
E-28071 Madrid
Tel. (91) 538 22 95
Fax (91) 538 23 49

Mundi-Prensa Libros, SA

Castello, 37
E-28001 Madrid
Tel. (91) 431 33 99 (Libros)
431 32 22 (Suscripciones)
435 36 37 (Dirección)
Telex 49370-MPLI-E
Fax (91) 575 39 98

Sucursal:

Librería Internacional AEDOS
Consejo de Ciento, 391
E-08009 Barcelona
Tel. (93) 488 34 92
Fax (93) 487 76 59

**Librería de la Generalitat
de Catalunya**

Rambra dels Estudis, 118 (Palau Moja)
E-08002 Barcelona
Tel. (93) 302 68 35
Tel. (93) 302 64 62
Fax (93) 302 12 99

FRANCE

**Journal officiel
Service des publications
des Communautés européennes**
26, rue Desaix
F-75727 Paris Cedex 15
Tel. (1) 40 58 77 01/31
Fax (1) 40 58 77 00

IRELAND

Government Supplies Agency
4-5 Harcourt Road
Dublin 2
Tel. (1) 66 13 111
Fax (1) 47 80 645

ITALIA

Licosa SpA
Via Duca di Calabria 1/1
Casella postale 552
I-50125 Firenze
Tel. (055) 64 54 15
Fax 64 12 57
Telex 570466 LICOSA I

GRAND-DUCHÉ DE LUXEMBOURG

Messageries du livre
5, rue Raiffeisen
L-2411 Luxembourg
Tél. 40 10 20
Fax 49 06 61

NEDERLAND

SDU Servicecentrum Uitgeverijen
Postbus 20014
2500 EA 's-Gravenhage
Tel. (070) 37 89 880
Fax (070) 37 89 783

ÖSTERREICH

**Manz'sche Verlags-
und Universitätsbuchhandlung**
Kohlmarkt 16
A-1014 Wien
Tel. (1) 531 610
Telex 112 500 BOX A
Fax (1) 531 61-181

Document delivery:

Wirtschaftskammer
Wiedner Hauptstraße
A-1045 Wien
Tel. (0222) 50105-4356
Fax (0222) 50206-297

PORTUGAL

Imprensa Nacional
Casa da Moeda, EP
Rua D. Francisco Manuel de Melo, 5
P-1092 Lisboa Codex
Tel. (01) 387 30 02/385 83 25
Fax (01) 384 01 32

**Distribuidora de Livros
Bertrand, Ld.ª**

Grupo Bertrand, SA
Rua das Terras dos Vales, 4-A
Apartado 37
P-2700 Amadora Codex
Tel. (01) 49 59 050
Telex 15798 BERDIS
Fax 49 60 255

SUOMI/FINLAND

Akateeminen Kirjakauppa
Keskuskatu 1
PO Box 218
FIN-00381 Helsinki
Tel. (0) 121 41
Fax (0) 121 44 41

SVERIGE

BTJ AB
Traktorvägen 13
S-22100 Lund
Tel. (046) 18 00 00
Fax (046) 18 01 25
30 79 47

UNITED KINGDOM

HMSO Books (Agency section)
HMSO Publications Centre
51 Nine Elms Lane
London SW8 5DR
Tel. (0171) 873 9090
Fax (0171) 873 8463
Telex 29 71 138

ICELAND

**BOKABUD
LARUSAR BLÖNDAL**
Skólavörðustíg, 2
IS-101 Reykjavík
Tel. 11 56 50
Fax 12 55 60

NORGE

Narvesen Info Center
Bertrand Narvesens vei 2
Postboks 6125 Etterstad
N-0602 Oslo 6
Tel. (22) 57 33 00
Fax (22) 68 19 01

SCHWEIZ/SUISSE/SVIZZERA

OSEC
Stampfenbachstraße 85
CH-8035 Zürich
Tel. (01) 365 54 49
Fax (01) 365 54 11

BÁLGARIJA

Europress Klassica BK Ltd
66, bd Vitoshia
1463 Sofia
Tel./Fax (2) 52 74 75

ČESKÁ REPUBLIKA

NIS ČR
Havelkova 22
130 00 Praha 3
Tel./Fax (2) 24 22 94 33

HRVATSKA (CROATIE)

Mediatrade

P. Hatza 1
4100 Zagreb
Tel. (041) 43 03 92
Fax (041) 45 45 22

MAGYARORSZÁG

Euro-Info-Service
Honvéd Europá Ház
Margitsziget
H-1138 Budapest
Tel./Fax (1) 111 60 61, (1) 111 62 16

POLSKA

Business Foundation
ul. Krucza 38/42
00-512 Warszawa
Tel. (2) 621 99 93, 628 28 82
International Fax&Phone (0-39) 12 00 77

ROMÂNIA

Euromedia
65, Strada Dionisie Lupu
RO-70184 Bucuresti
Tel./Fax 1-31 29 646

RUSSIA

CCEC
9,60-letiya Oktyabrya Avenue
117312 Moscow
Tel./Fax (095) 135 52 27

SLOVAKIA

**Slovak Technical
Library**

Nám. slobody 19
812 23 Bratislava 1
Tel. (7) 52 204 52
Fax : (7) 52 957 85

CYPRUS

**Cyprus Chamber of Commerce
and Industry**

Chamber Building
38 Grivas Digenis Ave
3 Deligiorgis Street
PO Box 1455
Nicosia
Tel. (2) 44 95 00, 46 23 12
Fax (2) 45 86 30

MALTA

Miller Distributors Ltd
PO Box 25
Malta International Airport LQA 05 Malta
Tel. 66 44 88
Fax 67 67 99

TÜRKIYE

Pres AS
Istiklal Caddesi 469
80050 Tünel-Istanbul
Tel. (1) 520 92 96, 528 55 66
Fax (1) 520 64 57

ISRAEL

ROY International
31, Habarzel Street
69710 Tel Aviv
Tel. (3) 49 78 02
Fax (3) 49 78 12

EGYPT/
MIDDLE EAST

Middle East Observer

41 Sherif St.
Cairo
Tel/Fax (2) 393 97 32

UNITED STATES OF AMERICA/
CANADA

UNIPUB

4611-F Assembly Drive
Lanham, MD 20706-4391
Tel. Toll Free (800) 274 48 88
Fax (301) 459 00 56

CANADA

Subscriptions only
Uniquement abonnements

Renouf Publishing Co. Ltd

1294 Algoma Road
Ottawa, Ontario K1B 3W8
Tel. (613) 741 43 33
Fax (613) 741 54 39

AUSTRALIA

Hunter Publications

58A Gipps Street
Collingwood
Victoria 3066
Tel. (3) 417 53 61
Fax (3) 419 71 54

JAPAN

Procurement Services Int. (PSI-Japan)

Koru Dome Postal Code 102
Tokyo Kojimachi Post Office
Tel. (03) 32 34 69 21
Fax (03) 32 34 69 15

Sub-agent

**Kinokuniya Company Ltd
Journal Department**

PO Box 55 Chitose
Tokyo 156
Tel. (03) 34 39-0124

SOUTH-EAST ASIA

Legal Library Services Ltd

Orchard
PO Box 0523
Singapore 9123
Tel. 243 24 98
Fax 243 24 79

SOUTH AFRICA

Safto

5th Floor, Export House
Cnr Maude & West Streets
Sandton 2146
Tel. (011) 883-3737
Fax (011) 883-6569

ANDERE LÄNDER
OTHER COUNTRIES
AUTRES PAYS

**Office des publications officielles
des Communautés européennes**

2, rue Mercier
L-2985 Luxembourg
Tél. 29 29-1
Telex PUBOF LU 1324 b
Fax 48 85 73, 48 68 17

Preis in Luxemburg (ohne MwSt.) • Price (excluding VAT) in Luxembourg • Prix au Luxembourg, TVA exclue
ECU 38



AMT FÜR AMTLICHE VERÖFFENTLICHUNGEN
DER EUROPÄISCHEN GEMEINSCHAFTEN
OFFICE FOR OFFICIAL PUBLICATIONS
OF THE EUROPEAN COMMUNITIES
OFFICE DES PUBLICATIONS OFFICIELLES
DES COMMUNAUTÉS EUROPÉENNES

L-2985 Luxembourg

ISBN 92-827-4614-3



9 789282 746141 >