eurostat

# EC-NICs TRADE

A statistical analysis

6
D

eurostat

OFICINA ESTADÍSTICA DE LAS COMUNIDADES EUROPEAS
DE EUROPÆISKE FÆLLESSKABERS STATISTISKE KONTOR
STATISTISCHES AMT DER EUROPÄISCHEN GEMEINSCHAFTEN
ΣΤΑΤΙΣΤΙΚΗ ΥΠΗΡΕΣΙΑ ΤΩΝ ΕΥΡΩΠΑΪΚΩΝ ΚΟΙΝΟΤΗΤΩΝ
STATISTICAL OFFICE OF THE EUROPEAN COMMUNITIES
OFFICE STATISTIQUE DES COMMUNAUTÉS EUROPÉENNES
ISTITUTO STATISTICO DELLE COMUNITÀ EUROPEE
BUREAU VOOR DE STATISTIEK DER EUROPESE GEMEENSCHAPPEN
SERVIÇO DE ESTATÍSTICA DAS COMUNIDADES EUROPEIAS

L-2920 Luxembourg — Tél. 430 11 — Télex: Comeur Lu 3423
B-1049 Bruxelles, bâtiment Berlaymont, rue de la Loi 200 (bureau de liaison) — Tél. 235 11 11

Las publicaciones de Eurostat están clasificadas por temas y por series. La clasificación se encuentra al final de la obra. Para mayor información sobre las publicaciones, rogamos se pongan en contacto con Eurostat.
Para los pedidos, diríjanse a las oficinas de venta cuyas direcciones figuran en la página interior de la contracubierta.

Eurostats publikationer er klassificeret efter emne og serie. En oversigt herover findes bag i hæftet. Yderligere oplysninger om publikationerne kan fås ved henvendelse til Eurostat.
Bestilling kan afgives til de salgssteder, der er anført på omslagets side 3.

Die Veröffentlichungen von Eurostat sind nach Themenkreisen und Reihen gegliedert. Die Gliederung ist hinten in jedem Band aufgeführt. Genauere Auskünfte über die Veröffentlichungen erteilt Eurostat.
Ihre Bestellungen richten Sie bitte an die Verkaufsbüros, deren Anschriften jeweils auf der dritten Umschlagseite der Veröffentlichungen zu finden sind.

Οι εκδόσεις της Eurostat ταξινομούνται κατά θέμα και κατά σειρά. Η ακριβής ταξινόμηση αναφέρεται στο τέλος κάθε έκδοσης. Για λεπτομερέστερες πληροφορίες σχετικά με τις εκδόσεις μπορείτε να απευθύνεσθε στην Eurostat.
Για τις παραγγελίες μπορείτε να απευθύνεσθε στα γραφεία πώλησης, των οποίων οι διευθύνσεις αναγράφονται στη σελίδα 3 του εξωφύλλου.

Eurostat's publications are classified according to themes and series. This classification is indicated at the end of the publication. For more detailed information on publications, contact Eurostat.
Orders are obtainable from the sales offices mentioned on the inside back cover.

Les publications d'Eurostat sont classées par thème et par série. Cette classification est précisée à la fin de l'ouvrage. Pour des informations plus détaillées sur les publications, contactez Eurostat.
Pour les commandes, adressez-vous aux bureaux de vente dont les adresses sont indiquées à la page 3 de la couverture.

Le pubblicazioni dell'Eurostat sono classificate per tema e per serie. Tale classificazione è precisata alla fine dell'opera. Per informazioni più dettagliate sulle pubblicazioni rivolgersi all'Eurostat.
Per eventuali ordinazioni rivolgersi a uno degli uffici di vendita i cui indirizzi figurano nella 3ª pagina della copertina.

De publikaties van Eurostat zijn ingedeeld naar onderwerp en serie. Deze indeling is achter in het boek opgenomen. Voor nadere informatie over de publikaties kunt u zich wenden tot Eurostat.
Gelieve bestellingen op te geven bij de verkoopbureaus, waarvan de adressen op bladzijde 3 van de omslag zijn vermeld.

As publicações do Eurostat estão classificadas por tema e por série. Esta classificação está indicada no fim da obra. Para mais infomações sobre as publicações é favor contactar o Eurostat.
Encomendas: serviços de venda cujos endereços estão indicados na contracapa.

# EC-NICs TRADE

## A statistical analysis

Theme
External trade
Series
Studies and analyses

6
D

Cataloguing data can be found at the end of this publication

This study was carried out by Dr Constantine Tsoutsoplides at the C3 Unit of the Statistical Office of the European Communities, Luxembourg

Luxembourg: Office for Official Publications of the European Communities, 1991

ISBN 92-826-2552-4

Catalogue number: CA-70-91-467-EN-C

© ECSC-EEC-EAEC, Brussels • Luxembourg, 1991

Reproduction is authorized, except for commercial purposes, provided the source is acknowledged.

*Printed in Belgium*

# TABLE OF CONTENTS


**SUMMARY AND CONCLUSIONS** **5**

**METHODOLOGICAL NOTE** **10**

**PART ONE: WHO ARE THE NICs** **11**

I. Definition of the NICs 11

II. The economies of the NICs: different stories 15
A. The Four Tigers 15
B. The Asian followers 17
C. The industrialisation of Asian giants 20
D. Latin American NICs 22
E. The Mediterranean NICs 24

III. The EC-NICs trade framework 27

**PART TWO: TWO DECADES OF EC TRADE WITH THE NICs** **31**

A. EC-NICs: Trading with an increasingly important commercial power 31
B. EC-NICsI: The EC's most dynamic trade partners 35
C. EC-NICsII: Trading with the emerging NICs 40
C1. EC-NICsIIA: A trade relationship that has yet to be developed 42
C2. EC-NICsIIM: A privileged trade relationship 47
C3. EC-NICsIILA: An important trade relationship facing problems 51
D. EC-NICsIII: A major trade relationship of the future? 56

**PART THREE: THE COMPOSITION OF EC-NICs TRADE IN THE 1980s** **62**

I. The structure of EC imports from the NICs 62

II. The structure of EC exports to the NICs 78

**STATISTICAL ANNEX** **84**

# SUMMARY AND CONCLUSIONS

**1.** The Newly Industrialising Countries (**NICs**) are the **LDCs** that have succeeded in increasing their role as exporters to the world market, mainly through manufacturing trade. The NICs phenomenon is a dynamic one and this study examines its wider scope making a distinction between NICs according to their record.
The definition of the NICs and the taxonomy adopted are made according to four criteria:
(**a**) The increasing relative importance of manufacturing in the domestic production.
(**b**) The increasing relative importance of manufactures in the export structure.
(**c**) The increasing relative importance in the international export trade of manufactures.
(**d**) The closing of the gap in the per capita income with the DCs.
Chosen by these criteria, sixteen NICs are examined which are categorised as follows:
The core NICs (**NICsI**) are the four Asian economies of **Hong Kong**, **South Korea**, **Taiwan** and **Singapore** which are already highly industrialised and constitute the prototype NICs.
These were followed by a second wave of industrialisation (**NICsII**) that is yet to achieve the solid success of the first.
In Asia three countries (**NICsIIA**), namely **Malaysia**, **Philippines** and **Thailand**, try to follow the pattern of the core NICs, often in close economic interaction with them.
In the Mediterranean region (**NICsIIM**) **Yugoslavia** and **Israel** achieved an early progress in industrialisation that was lately hampered by domestic economic problems, which was followed in the 1980's by **Turkey**. These NICs have a preferential trade relationship with the EC.
Lastly, in Latin America (**NICsIILA**) **Argentina**, **Brazil** and **Mexico** have a considerable industrial base, but their economic progress was compromised by serious domestic economic instability and external indebtedness.
Beyond these NICs, three sizeable Asian economies (**NICsIII**), namely **China**, **India** and **Indonesia**, are in a slower process of industrialisation, but by virtue of their size they already constitute notable third world commercial powers and potentially major exporters of manufactures in the world market.
*(see Part One)*

**2.** Almost a fifth of the value of the 1988 **EC imports came from the NICs**, compared to 29% of the **USA** imports and a third of the **Japanese** imports.
The relative importance of the NICs as suppliers of these major industrialised economies roughly doubled during the last two decades. Almost half of this increase took place in the 1985-88 period.
The relative importance of the NICs in the EC imports mostly increased at the expense of the other LDCs, contrary to the case of the USA and Japan where they mostly displaced imports from the other DCs. Moreover, this was mostly a real increase net of price fluctuations.

**3.** The emphasis on their export performance often obscures the fact that the NICs also develop into important export markets. In 1988 **the NICs absorbed some 16% of the value of the EC exports**, compared to a level between 13% and 14% before 1985, helping to compensate for the falling import absorption capacity of the other LDCs.
For the **USA** and **Japan** the NICs are even more important export outlets, absorbing around a quarter of the value of their exports.

**4. Both the EC and the USA have a trade deficit with the NICs as a whole, while Japan has a trade surplus.** *(see Part Two A)*

**5.** The four **core NICs** accounted for more than a third of the **EC imports** from the NICs, compared to some 14% in 1970 and around a quarter up to the mid-1980's. Their absorbtion of EC exports increased at a similar pace, accounting in 1988 for 5% of the total **EC exports**. As the EC exports some three quarters of what it imports from there, its **trade deficit with the NICs** mounted to some 8.25 bilion ECU in 1988, about four times its 1985 size. The **USA trade deficit** with the NICs was at about 31 billion in 1988, while **Japan** has a **trade surplus** of almost 21 billions ECU. This difference in the balance of trade with the core NICs is partly explained by the fact that while the Japanese use them as Foreign Direct Investment (FDI) locations from which they export to richer markets, such as the USA and the EC, the EC and USA FDI there are mostly aimed at supplying back their own markets with cheaper manufactures.
The most dynamic **exporter** to the EC market is **Taiwan** which since 1987 aquired the position of greatest relative importance, displacing **Hong Kong** whose export progress regressed since 1985. Taiwan is closely followed by **South Korea**. **Singapore** is the smallest of the four in terms of export shares to the EC.
**Hong Kong** is still the most important **EC export market**, absorbing alone a third of the EC exports to the core NICs. **Korea** and **Taiwan** only exceeded **Singapore**'s importance as EC export markets in the late 1980's, following an effort to liberalise their stringent import regime.
**The EC has a trade deficit with all the core NICs except Singapore.** *(see Part Two B)*

**6.** The **second wave of the NICs** is a more sizeable trade partner for the EC than the core NICs, mostly because of its particularly strong relationship with the Mediterranean NICs. The EC runs with them a similar trade deficit to that with the core NICs.
For the USA, the second wave NICs are only more important than the core NICs as an export market, mostly as a result of its strong position in the markets of the Latin American NICs.
For Japan the core NICs are a more sizeable trade partner than the second wave NICs with which it should noted they run a small trade deficit, as a result of their role as suppliers of commodities to the Japanese market. *(see Part Two C)*

**7.** The **second wave Asian NICs** are the relatively smallest of EC trade partners. These countries are mostly integrated in the Asian international production framework, playing an important role as Japanese suppliers of commodities and lately as core NICs' FDI outlets.
**Malaysia** faced in the mid-1980's an export crisis, and as a consequense it was replaced in the late 1980's by **Thailand**, whose exports increased consistently, as the biggest NICs11A supplier of the EC market. Malaysia's relative importance as an EC export market also decreased, leaving Thailand as the biggest EC export market there. The **Philippines** is the smallest EC trade partner in the group trying to address its debt problems through a trade surplus. *(see Part Two C1)*

**8.** The **Mediterranean NICs** are the group with which the EC has the smallest economic distance both as a result of geographical proximity and because of preferential trade arrangements. It is thus not surprising that the region is a relatively important EC trade partner while its trade with the USA, except in the case of Israel with which it has a preferential trade agreement, and Japan remains insubstantial. The Mediterranean NICs are the group with which the **EC has the largest trade surplus.**

Despite **Turkey**'s considerable success in increasing its integration in international trade during the 1980's, mostly through the EC market with which it has an Association Agreement since the 1960's, **Yugoslavia** remains the most important EC trade partner in the region. Yugoslavia's financial problems however eventually turned its sizeable late 1970's trade deficit with the EC into a small trade surplus in 1988. Internal problems mostly stifled the dynamism of **Israel**'s trade with the EC. *(see Part Two C2)*

**9.** The **Latin American NICs** are the second most important supplier NICs group of the EC market after the core NICs. Its exports to the Community however suffered a considerable reduction in 1986. On the other hand, it is only in the 1980's that the USA replaced the EC as their most important export outlet. Up to 1981 the Latin American NICs were the Community's second most important NICs outlet after the Mediterranean NICs. The subsequent debt crisis limited their import absorbtion capacity to the point that they are now only more important an export outlet than the NICsIIA. This inevitably built up their **trade surplus with the EC**. Although this had a sudden significant reduction in 1986, the EC trade relationship with the NICsIILA remains the most unbalanced. In its 1985 peak the EC exported there a mere third of what it imported.
**Brazil is the biggest single NIC supplier of the EC**. Its importance as an export market fell considerably in the wake of its debt problems. As a result **the EC trade deficit with Brazil is the largest with any NIC.**
The main client of **Mexico** is the USA. Its external trade was altered by the beginning of the production and export of oil in the 1980's. The value of EC imports from Mexico peaked in 1984, while its exports there peaked in 1981.
**Argentina** is hit the hardest by domestic and external economic difficulties. During the 1980's the once considerable trade with the EC actually suffered a reduction. *(see Part Two C3)*

**10.** The value of the EC imports from the **three Asian giants** (China, India and Indonesia) is some 45% that of the core NICs and little less than the Mediterranean or Latin American NICs position. Even more importantly, their share increased quicker than that of the second wave NICs as a whole. While in 1988 they represented 3.1% and 3.4% of the value of the EC and USA imports respectively, they accounted for as much as 11.5% of the value of the Japanese imports, which is inferior only to the share of the core NICs. This is largely due to oil imports from Indonesia.
While the **EC** has a **trade surplus** with this group, both USA and Japan have a trade deficit.
**China** is by far the largest and most dynamic supplier of the EC market in this group, supplying alone in 1988 half the EC imports from this group. It is also a significant export market although its imports from the EC fell after 1985 to a lower level. In 1985 the EC had a major trade surplus with China but this changed in 1988 into a small trade deficit.
**India** developed in the 1980's into an important EC export market. Despite a notable volume of export activity this did not yet translate into a sustained force in the EC import market. As a result, **the EC runs with India its greatest trade surplus among the NICs**, which peaked in 1986 in almost 3.3 billion ECU.
**Indonesia**'s export activity increased modestly but consistently. Its imports from the EC peaked in 1982 aided by oil and commodities revenues, but subsequently declined. As a result, while in 1982 the EC enjoyed its greatest surplus with Indonesia among the NICsIII group, in 1988 it actually had a trade deficit there. *(see Part Two D)*

**11.** The **regionalisation of international trade** affects the intensity of trade between the EC, USA and Japan with the various NICs regions. Athough this is less apparent with respect to the core NICs that have achieved an overall progress in the world market, each of the three major industrialised economies has a greater relative emphasis in the regions with which it has the smaller economic distance. Accordingly, the EC has a relatively greater emphasis on the Mediterranean NICs, the USA in the Latin American NICs, and Japan in the Asian NICs.

**12.** Not surprisingly, some **71% of the 1988 value of EC imports from the NICs are manufactures**. This share was greatly enhanced in the second half of the 1980's from being around half the value of total imports in 1985. The NICs supply about a fifth of the EC's manufactured imports. Food items accounted for 14% and raw materials for 9%.
**USA** imports from the NICs have an even greater emphasis on manufactures that reached 84% in 1988. **Japan** on the other hand has a different sectoral structure of imports from the NICs, with manufactures accounting for less than half, while food and raw materials account for a third and fuels about a fifth of the value of 1988 imports from there.

The structure of the EC imports from the NICs differs according to the degrees of industrialisation of the suppliers.
**13.** Practically **all the EC imports from the core NICs are manufactures**.
While clothing and accessories as well as other light manufactures remain an essential component of their exports to the EC, they have overall moved upmarket into electric goods, telecommunication, sound equipment and office automation. Hong Kong and Singapore restructuring retains an almost exclusive emphasis on light industry. Korea and Taiwan on the other hand have moved in heavier industry activities, mostly machinery and transport equipment.

**14.** The share of manufactures of the EC imports from the **second wave Asian NICs** increased by more than half in the late 1980's. There exists a marked emphasis on assembly line operations of FDI, such as transistor and valves, and other labour intensive production involving a greater component of indigenous crafts. The rest of the EC imports from there are dominated by commodities involving modest local value added.

**15.** The structure of EC imports from the three **Mediterranean NICs** differs considerably. The EC mostly imports manufactures from **Yugoslavia**. Although the classic NIC sectors of clothing, textiles and various accessories remain important, there exists a marked emphasis on heavier industry sectors such as road vehicles and metal industry.
**Turkey**'s more recent export drive remains more firmly anchored on the clothing and textiles sectors, while its traditional agricultural exports to the Community are falling in relative importance.
**Israel** has a greater emphasis on chemical exports and pearls. Food items and raw materials remain about a third of the EC imports from there.

**16.** EC imports from the **Latin American NICs** have the lowest emphasis on manufactures compared to all other NICs regions. Although growing fast, manufactures were only a third of the 1988 EC imports from **Brazil**, compared to around a quarter in the first half of the 1980's. By comparison, USA imports from Brazil account for around two thirds and those of Japan for almost half. Half the manufactured imports from Brazil are basic, mostly resource-based. Beyond that however, machinery and transport equipment is a dynamic component. The other two thirds of EC imports from Brazil are food items and non-fuel raw materials.
EC imports from **Mexico** have been dominated by oil, whose relative importance varies according to its changing price. Manufactured exports to the EC took-off in the second half of the 1980's, reaching a 28% share in 1988. Half of them are machinery and transport equipment, while unrought silver and textile yarns are the other notable sectors. Other important sectors of exports to the EC are base metal ores and coffee.
EC imports from **Argentina** have the smallest manufactures component in the region of 13%. Half of it is basic manufactures such as leather and textile yarn and fabrics, while the rest is dominated by chemicals such as organic chemicals and dyes, tanning and colour products.

**17.** EC imports from **China** and **India** concentrate heavily on manufactures. Although the share of manufactures in EC imports from **Indonesia** doubled during the 1980's it was still at 41% in 1988 as it continues to export commodities to the Community. EC manufactured imports from NICsIII still concentrate on relatively low-value added goods involving less sophisticated production processes. Clothing, various accessories, handicraft footwear and textiles remain the bulk of EC manufactured imports from there.
*(see Part Three I)*

**18.** The structure of the **EC exports** to the various **NICs** groups is considerably less differentiated than to the structure of its imports from them. **Manufactures account for some 90% of the value of total EC exports there**. The NICs absorb around 15% of the total EC manufactured exports.

**19.** The most important sector of the EC exports to the NICs is **machinery and transport equipment**, reaching 45% of the total value of EC exports to the NICs, a share similar to that in USA exports, with the Japanese concentrating on this sector even more heavily at some 56% of the value of their total exports there. This sectoral emphasis is not surprising both because this is a sector whose production processes are more sophisticated than the usual NICs industry, and because it involves capital equipment for the development of the industrial production of the NICs. No doubt a lot of this trade represents the import of capital equipment by the industrialised countries' multinationals that are located in the NICs. Accordingly, the lion share of EC exports of this sector to the NICs is made up of industrial machinery, tools and equipment.
**20.** The EC also exports **basic manufactures** to the NICs, often for the purpose of further processing in more labour intensive parts of the production process.
**21.** The NICs absorb a fifth of the EC **chemical** exports accounting for some 16% of the value of its total exports there.
**22.** Lastly, the EC exports various **precision, measuring** and **controlling instruments** there, that are once again mostly used in the industry.
*(see Part Three II)*

# METHODOLOGICAL NOTE

## I. GEOGRAPHICAL CLASSIFICATION

**A. EUROPEAN COMMUNITY (EC)**
All the European Community Member-States (EUR12) as of January 1st 1986.
EC international trade comprises of all international commercial transactions excluding intra-EC trade. This trade will be henceforth referred to as trade with Extra-E12. For the rest of the countries, or groups of countries, international trade will simply refer to the total international commercial transactions with the "World".

**B. NEWLY INDUSTRIALISING COUNTRIES (NICs)**
**NICsI** Hong Kong + South Korea + Taiwan + Singapore
**NICsII** NICsIIA + NICsIIM + NICsIILA
**NICsIIA** Malaysia + Philippines + Thailand
**NICsIIM**: Israel + Turkey + Yugoslavia
**NICsIILA**: Argentina + Brazil + Mexico
**NICsIII**: China + India + Indonesia

**C. DEVELOPED COUNTRIES (DCs)**
All industrialised countries; namely: EC + USA + Japan + Australia + Austria + Canada + Finland + Iceland + New Zealand + Norway + Sweden + Switzerland.
ExtraE12 DC: refers to the DCs that trade with the EC and it explicitly excludes trade between the EC Member States.

**D. NON INDUSTRIALISED LESS DEVELOPED COUNTRIES (NILDCs)**
All Less Developed Countries (LDCs) except those that have been characterised as NICs.

## II. PRODUCT CLASSIFICATION

The classification used throughout this study is **SITC, Revision 2**.
The product nomenclature is given in Table 2.1 of the Statistical Annex.

## III. DATA

**A. DATA SOURCE**
COMTRADE, UNSO Data Base, Geneva, unless otherwise indicated.

**B. CURRENCY**
The currency used throughout the analysis is **ECU** current prices.
In order to provide an indication of the magnitude of the monetary bias in the observed effects, some of the figures in the Statistical Annex are also provided in dollars.

Note that in this study "billion" = $10^6$

# PART ONE: WHO ARE THE NICs?

## I. DEFINITION OF THE NICs

The Newly Industrialising Countries (NICs) are those Less Developed Countries (LDCs) that have exhibited a pronounced tendency to increase the relative importance of manufacturing in their production as an integral part of a growth strategy based on exporting.
This was initially achieved through a conscious policy of exploitation of such comparative advantages as relatively cheap labour and/or available sources of raw materials. The necessary capital formation and aquisition of technological know how mostly came from external sources in the form of Foreign Direct Investment (FDI) or foreign aid.

Although high levels of industrialisation are also characteristic of centrally planned economies, there exist two fundamental differences to the NICs industrialisation model. First, the centrally planned economies' industrialisation is not associated with an effort to integrate in the international economy order by taking up an increasingly important role as an exporter of manufactures. Secondly, it is a mode of industrialisation whose resulting growth performance has been empirically proved to be inferior to that of the NICs model.

What differentiates the NICs from other LDCs is that they broke free from the "vicious circle of underdevelopment" in terms of both the production and foreign trade structures associated with it, namely heavy concentration on exports of a few primary products. As a result, they are gradually closing the gap with the developed countries (DCs) in terms of income levels and they increasingly develop a similar structure of their economy.

It follows that the notion of a NIC is a dynamic one that constitutes a transitory state between the LDCs and the DCs. It is implicit in such a view that the NICs' eventual aim is their "graduation" into the status of industrialised countries and the inevitable assumption of all the rights and obligations inherent in the multilateral international economic order as these are embodied in the principles of GATT.

A number of different criteria could be used in order to distinguish the NICs from the rest of the LDCs. There exist however serious methodological problems in defining an objective and effective set of criteria for selecting the NICs (EC Commission 1988). Indeed, although a number of individual criteria may be considered as relevant, the choice of a set of them should on the one hand be precise enough to exclude irrelevant cases and on the other broad enough to be able to detect the cases that are at the first stages of this dynamic process. This study will adopt a set of four such criteria on the basis of which the choice of NICs will be made. Although the eligibility threshold in each one of these criteria is set according to sound assumptions, these are not necessarily the indisputable ones. Indeed, thresholds will necessarily have to be reviewed in order to be readjusted to the evolving reality of the world economy.

**1.** *The increasing relative importance of manufacturing in the domestic production.* Two, among other, proxies may be used for this criterion. First, the percentage share of the Gross Domestic Product (GDP) produced in the manufacturing sector. Secondly, the percentage of the labour force engaged in its production.
Manufacturing represents around a quarter of the DCs' GDP, although since the mid-1970's this share gradually decreases as it is replaced by services (UNCTAD, 1989, p.438). A threshold of about 20% of the GDP coming from manufactures could then be considered as a sufficient threshold for a NIC. Given that manufacturing is likely to be rather labour-intensive at least in the initial stages of industrialisation, a similar percentage of the labour force engaged in manufacturing could provide the threshold for the second proxy.

**2.** *The increasing relative importance of manufactures in the exports of a LDC.*
Manufactures account for over half the value of the DCs' exports. An increasing share, over the 20% region could be considered sufficient for a NIC.

**3.** *The increasing relative importance of an LDC in the international trade of manufactures.* In this case, where the selection is among LDCs, this criterion could be a country's share in the developing countries' exports of manufactures. This criterion should be treated with caution and in conjunction with the rest, since the absolute size of the LDC in question directly affects it at least as much as its degree of industrialisation or integration in the international market. Moreover, a NICs' share should not only be relatively high, but also growing.

**4.** Lastly, according to the hypothesis that the NICs model is linked to a successful growth effort, one could consider *the closing of the gap in the per capita income with the DCs* as another NIC characteristic. Thus, this criterion is an average annual rate of GDP per capita growth greater than that of the DCs, estimated by UNCTAD at 2.2% for the 1970s and some 2.1% for the 1980-87 period.

In Table 1.1 the LDCs have been ranked according to these criteria. Moreover, recent rankings are compared to the ones in 1970 and 1980 in order to take into consideration the dynamic dimension of the NIC concept. Using these rankings, one could identify the LDCs which are over the predetermined NICs threshold; moreover changes in the membership of this group can be followed through the last two decades.

Five LDCs appear to have possessed all the NIC characteristics in **1970**: **Hong Kong**, **Korea**, **Singapore**, **Taiwan** and **Yugoslavia**.
**Mexico** lagged behind the DCs in terms of its GDP per capita growth rate in the 1970's.
In **Brazil**, while manufactures were an important enough part of its GDP, they were only 10% of Brazil's total exports, a fact that can be partially explained by the volume of its primary commodities exports, such as coffee. The growth rate of its GDP per capita in the 1970's was lower than that of the DCs. All the same, if only by virtue of its absolute size, Brazil was already an important exporter of manufactures among LDCs.
The **Philippines** exhibited all the characteristics of a NIC, except that manufactures were only 6.38% of its total exports.
**Malta** had most NICs characteristics in the 1970's, with manufacturing accounting for some 19% of its GDP. By virtue of its absolute size however, it remained an insignificant manufactures exporter among LDCs.

**Egypt** also had all the characteristics of a NIC in 1970, execept for the fact that manufactures were a some 19% of its GDP.
**China** already had an industrial base in 1970, but did not participate extensively in international trade.
Manufactures were an important enough part in **Israel**'s GDP and exports, but they were not sizeable in the international arena and the country's GDP growth was slower than that of the DCs.
For **India, Pakistan** and **Jamaica** both the shares of manufactures in their exports and their share in the manufactured exports of the LDCs was high enough, but they exhibited a smaller rate of growth than that of the DCs and manufacturing still represented around 15% of their GDP.
On the other hand, although **Malaysia, Thailand** and **Colombia** were both important enough manufactures exporters and their GDP per capita grew quickly enough, their productive and export activity was still not geared enough towards manufacturing.
Lastly, in **Argentina** manufactures were just over 12% of its exports and its GDP per capita growth was smaller than that of the DCs.

By **1980 Singapore, Korea, Mexico, Hong Kong** and **Taiwan** possessed all the features of NICs.
**China** only lagged behind in terms of the share of the population engaged in industry.
**Brazil, Argentina, Yugoslavia** and **Tunisia** were only deficient in terms of their GDP per capita rates of growth.
**India, Pakistan** and **Thailand** were deficient in terms of the share of manufacturing in their GDP.
Although **Mauritius** and **Cyprus** possessed all NICs characteristics by 1980, they did not play an important role as international exporters of manufactures.

In the **second half of the 1980's**, the LDCs that possessed all the characteristics of the NICs were: **Korea, Singapore, Taiwan, Hong Kong, Thailand** and **Turkey**.
**China** still lagged behind in terms of the population engaged in manufacturing, which underlines the fact that their overall compliance with the criteria used here has more to do with the fact that it has only recently opened up to world trade and the sheer absolute size of its economy.
A number of other NICs had the problem of a slower increase in their per capita GDP than the DCs' average: **Yugoslavia, Brazil, Malta** (which was also a minor exporter of manufactures), **Philippines, Mexico** and **Argentina**.
Other LDCs were important enough manufactures exporters, but manufacturing was not a large enough share of the domestic economic activity: **Pakistan, Tunisia, India, Sri Lanka, Malaysia, Egypt** and **Mauritius**,
Lastly, **Indonesia** and **Botswana** were considerable manufactures exporters and enjoyed an annual rate of growth of their per capita GDP better than that of the DCs.
**Colombia**'s considerable share in LDCs manufactured exports in 1973 fell considerably by 1985 and its per capita GDP did not evolve favourably. Manufactures however, were still 22% of its 1986 GDP.

According to this evidence it is now possible to attempt a definition of the overall geographical scope of the NICs phenomenon, as well as a taxonomy of these economies according to their varying degree of progress and historical experience in the process of industrialisation.
If one views the NICs as concentric circles at the centre of which are the initial ones that exhibited the most consistent industrialisation process according to the criteria outlined above, then three different categories of NICs could be defined:

There is a core of model NICs comprising of the four Asian economies that are often called the "four dragons", namely **Hong Kong, Korea, Singapore** and **Taiwan (NICsI)** which could arguably now cross the line into the status of industrialised countries. Since 1970, they have consistently satisfied the eligibility criteria set, since the 1970s.

To this could be added another group of nine LDCs that in 1970 possessed most NICs characteristics and have since either aquired them or have been close to doing so (**NICsII**): these are **Brazil, Mexico** and **Argentina** in Latin America (**NICsIILA**); **Yugoslavia, Turkey** and **Israel** in the Mediterranean (**NICsIIM**); **Malaysia, Philippines** and **Thailand** in Asia (**NICsIIA**).

Lastly, three Asian LDCs have demonstrated their capacity for industrialisation and their potential to become, aided by their size, considerable powers in world trade, but were not able to adopt the full NICs character yet (**NICsIII**); namely, **China, Indonesia** and **India**.

## NICs GROUPINGS AND SELECTED EXPORT PERFORMANCE INDICATORS

| | % Share of LDCs manufactured exports[1] (1986) | % share of manunfactures in the 1988 imports from NICs of : | | | % share of the NICs in the 1988 imports of manufactures of : | | |
|---|---|---|---|---|---|---|---|
| | | EC | USA | Japan | EC | USA | Japan |
| NICS | | 71.2 | 84.0 | 46.2 | 20.7 | 30.8 | 33.9 |
| NICS I | 61.9 | | | | | | |
| Hong Kong | 16.9 | 97.6 | 96.5 | 76.2 | 2.8 | 2.8 | 1.9 |
| Singapore | 7.0 | 92.6 | 93.6 | 36.5 | 1.2 | 2.1 | 1.0 |
| South Korea | 16.6 | 97.5 | 97.7 | 76.7 | 2.8 | 5.7 | 10.7 |
| Taiwan | 21.4 | 98.0 | 96.9 | 66.5 | 3.2 | 7.0 | 6.9 |
| NICS II | | | | | | | |
| NICS II A | 5.1 | | | | | | |
| Malaysia | 2.8 | 52.9 | 82.3 | 11.4 | 0.6 | 0.8 | 0.6 |
| Philippines | 0.9 | 59.0 | 76.6 | 19.5 | 0.3 | 0.6 | 0.4 |
| Thailand | 1.4 | 55.8 | 73.0 | 31.9 | 0.6 | 0.6 | 1.0 |
| NICS II M | 10.0 | | | | | | |
| Israel | 3.2 | 68.4 | 92.2 | 96.5 | 0.8 | 0.7 | 0.7 |
| Turkey | 2.3 | 62.2 | 50.7 | 57.0 | 1.1 | 0.1 | 0.1 |
| Yugoslavia | 4.5 | 81.2 | 87.0 | 90.4 | 1.9 | 0.2 | 0.1 |
| NICS II LA | 12.2 | | | | | | |
| Argentina | 1.0 | 13.7 | 60.4 | 44.2 | 0.1 | 0.2 | 0.2 |
| Brazil | 7.0 | 35.1 | 63.4 | 45.6 | 1.2 | 1.7 | 1.5 |
| Mexico | 4.2 | 28.3 | 69.6 | 19.6 | 0.2 | 4.5 | 0.3 |
| NICS III | 12.8 | | | | | | |
| China | 7.2 | 74.7 | 85.1 | 45.3 | 1.9 | 2.1 | 5.3 |
| India | 4.1 | 81.5 | 78.8 | 44.2 | 1.0 | 0.6 | 0.9 |
| Indonesia | 1.5 | 41.5 | 32.8 | 13.5 | 0.3 | 0.3 | 1.5 |

Note: 1. The figures of the NICs' share of the LDCs manufactured exports were calculated from figures in UNCTAD (1988) Handbook of International trade and Development Statistics NY.
The figures of Brazil and Mexico refer to 1985, while that of India to 1980.
It is important to note that these figures only illustrate the order of magnitute of the manufactured exports of the various NICs, since a number of them are not included, according to the UN, in the LDCs; namely, Taiwan, Israel and China

It should be noted that **Macau** could also be included in the list of the NICs save for the fact that its size is so small that it has often been omitted in the statistics appearing in Table 1.1. It perhaps suffices to note that manufactures were 88% of Macau's exports in 1970, rising to 97% in 1987. Moreover, about 46% of the population is employed in manufacturing, with 46% more in services. A partial explanation for this relatively high share of manufacturing in Macau's overall economic activity is its territorial size that discourages agricultural production. The absolute size of its trade is so small that any independent consideration of its trade relations with the Community would add very little to the overall picture of the EC relations with the NICs. In fact, if we added Macau to an eventual list of sixteen NICs, it would represent 0.6% of the 1985 EC imports from there and an altogether negligible share of its exports. Moreover, EC imports from Macau are almost exclusively concentrated on miscellaneous manufactured articles (SITC 8) where it accounted for 3% of the EC imports from the sixteen NICs plus Macau in 1985.

## II. THE ECONOMIES OF THE NICs: DIFFERENT STORIES

The difficulty in defining the NICs has a lot to do with the fact that economies find different ways towards industrialisation and economic development. Moreover the evolution towards these aims is often very uneven and subject to various exogenous influences. These considerations affect the results of the rather schematic exercise conducted in the previous section. The different degrees and modes of industrialisation identified there, find their fuller expression in a more detailed description of these economies in this section.

### A. THE FOUR TIGERS

The "four tigers" (Hong Kong, South Korea, Taiwan and Singapore) are the prototypes of NICs having successfully and consistently industrialised and developed. Although they have a lot in common they also have important differences.
They have all consciously pursued their comparative advantages, ascribing to this effort first priority to the detriment of all other objectives (Woronoff, 1986, p.171). While their export-orientation is usually underlined, it should be borne in mind that they have equally pursued all opportunities for import substitution.
After three decades of consistent progress they have now come to the point where they effectively graduate into industrialised economy status. Quite indicatively, the US withdrew GSP preferences from the "4 dragons" as of January 1st 1989. Other DCs have or are trying to achieve the same through the introduction of differentiation in their own schemes.

#### A1. HONG KONG

The Hong Kong is a city-state of 1070 $km^2$ and more than 5.6 million inhabitants on the SE coast of China. It is administered by a governor appointed by the British Queen on the government's advice. On December 19, 1984 it was agreed between the UK and China that Hong Kong will revert to Chinese sovereignty as of July 1997 but will be allowed to maintain the particular character of its economic life.
Hong Kong is one of the most *laissez-faire* economies of the world. Since 1970 manufacturing has been losing relative importance to trade and the tertiary sector in general. Manufacturing has been moving to more value added and capital intensive

structures. Its growth is based on the export sector which was about nine tenths its GDP in 1986, becoming even larger as Hong Kong became a centre for transit trade.
Manufacturing accounts for as much as 42% of the local employment. Its exports are highly concentrated on manufactures.
Hong Kong adheres to the free trade principles and it requires minimal import and export formalities. A licensing system exists for exports of textiles and clothing in order to conform to international obligations for restraint and some other products (guns and ammunition, some chemicals and scientific instruments). Excise duties are levied on liquors, tobacco, and a tax on motor vehicles that are registered there for the first time.
Hong Kong enjoys preferential duty rates in the UK and some Commonwealth countries and benefits from the EC GSP.

## A2. SOUTH KOREA

South Korea has an area of 99,143 km2 and a population of 42.1 million in 1987. It is very densely populated. There is a great shift to urbanisation, with Seoul alone having almost a quarter of the population.
It has been following for three decades a strategy of industrialisation based on manufactured exports. During this time its comparative advantage moved from cheap manual labour to relatively cheap and well managed skilled labour and now attempts to develop its own technology and brand names.
The importance of exports increased from 14% of the GDP in 1970 to 33% in 1980 and 41% in 1986. These exports are gradually becoming more diversified and balance to the structure of world trade.
Korea already has started outward Foreign Direct Investment (FDI) in oil and mineral exploration.
Its long term debt in 1986 stood at over a third its GDP.

South Korea started in 1985 a programme of liberalisation of its import regime by abolishing the import approval requirement for some 7000 items while still maintaining it for 367, and lowering the average level of tariffs on industrial goods from 20.3% to 16.9% in 1988.
The EC withdrew in 1989 Korea's GSP status. This step was taken as a response to Korea's preferential extension of intellectual property rights to the USA.

## A3. SINGAPORE

Singapore is a city-state of 2.6 million in 1986. Its total trade is larger than its GDP; some 277% of it in 1986. Its exports increasingly approach the world trade structure and diversify. Manufacturing now accounts for around a quarter of Singapore's GDP. Singapore is the third largest oil refining centre in the world. It has developed by attracting large amounts of FDI.
Although Singapore aspires to a capitalistic organisation of its economy, its development was led by state firms. An across the board *laissez faire* characterises its external trade. Only alcohol, tobacco and petroleum have import duties and licensing applies only to imports coming from Eastern bloc countries. There exist no export duties, and exports are actively promoted through a system that incorporates an export insurance scheme.

Singapore is the third most important Asian financial centre after Tokyo and Hong Kong. Income from services balances large merchandise deficits, while inwards direct and portfolio investment contribute to Singapore's healthy balance of payments.

### A4. TAIWAN

Taiwan consists of 86 islands, some 60% of whose ground is mountainous and it had some 19.4 million inhabitants in 1986. Its international position is very peculiar as a result of its unresolved relationship with mainland China which increasingly leads the country into isolation.
Since 1952 Taiwan grew and industrialised rapidly. Up to 1965 it pursued a policy of import substitution mainly in textiles and cement. Since then emphasis shifted to export orientated industrialisation in low technology light industry and assembly of imported components of consumer goods. Subsequent erosion of its cheap labour comparative advantage, led to a shift to more technology and/or capital intensive industries.
Manufacturing accounted in 1986 for some 43% of the GDP and nearly all exports.
The state follows an indicative planning approach, although its role has now gradually been limited to certain key industrial sectors (energy and heavy industry).
Taiwan economy has been highly protectionist, regulating imports and screening FDI. Recently a liberalisation trend has started, especially under USA pressure. In 1989 the USA asked for tariff cuts in 90 products (including petrochemicals, electronics, electric appliances, fruits and farm processed goods) the biggest list yet, in an effort to limit the alarming expansion of the US deficit in their bilateral trade; sweeping tariff cuts in the three previous years however did nothing to limit the growth of this deficit (Financial Times, 22/12/89). Taiwan does not receive a GSP treatment by the EC.

## B. THE ASIAN FOLLOWERS

The phenomenon of the progress of the four core NICs appears to be repeating itself elsewhere in the Far East. In fact the industrialisation of this second wave of Asian NICs (Malaysia, Thailand and the Philippines) not only was not impeded by the initial four, but it seems to be actively stimulated by their presence (Woronoff, 1986, p.349). In particular, the rise in the labour costs and the revaluation of the "Asian tiger"'s currencies have increasingly led them to open plants in the "baby tigers", following with a decade's delay the example of Japan who is the predominant investor in the area (Maurus, 1989). It is not surprising then, that while intra-Asian trade (Japan-NICs-other Asian countries) at the end of the 1960's represented 3.5% of the world trade, it has now more than doubled to 7.6%, a figure close to that of the transatlantic trade between North America and Europe (Maurus, 1989).

The Association of South East Asian Nations (ASEAN) that links Indonesia, Malaysia, the Philippines, Thailand and Singapore since 1967 with the addition of the Sultanate of Brunei in 1984, is the breeding ground of the second wave of NICs in Asia. The ASEAN itself is a politically motivated formation that has made very little headway in terms of economic cooperation, remaining strictly intergovernmental and emphasising the cooperative dimension.

Intra-ASEAN trade preferences have only been extended in particular products since 1977 through the signing of the ASEAN Agreement on Preferential Trade Agreements, accompanied by stringent Rules of Origin which demand an ASEAN content greater than 50% in order to qualify. The significance of these preferences was so limited that in 1987 only some 2% of the intra-ASEAN trade benefited from them (Hobohm, 1989, p.69). In any event most ASEAN countries have adopted import substituting policies that bias against intra-ASEAN trade (Hobohm, 1989, p.70). On the whole, although the ASEAN countries have several points of complementarity, they essentially retain a competitive structure (Hobohm, 1989, p.85).
The common characteristics of their industrialisation strategies is the large inflow of foreign capital in the extractive sectors as well as manufacturing and trade and financial services which boost private investment (Hobohm, 1989, pp.88-89).The interest in intra-ASEAN financial cooperation increased lately.
An important difference between the core NICs and the ASEAN "baby tigers" is that the latter have relatively greater domestic markets that allowed them to pursue for longer policies of import-substitution.

**B1. MALAYSIA**

Malaysia is a country of some 16 million inhabitants. It has a reasonably high GDP per capita at 1733 US$ in 1986. It is very much export-orientated with exports accounting in the 1980's for more than half its GDP. Its exports are gradually becoming more diversified and meeting with greater demand in the world market.

Malaysia was seriously affected by the 1985-6 fall in the commodities prices. Having reached the limits of its primary sector expansion, it relied heavily on FDI in order to develop its manufacturing sector. Malaysian manufactured exports were faced with serious constraints such as quantitative limitations in textiles and a rise of its wage levels relative to newer textile exporters which limited the scope for investment there. Resource-based manufactures soon reached the limits of their capacity to grow. On the other hand, only a small number of new products were established.

This made the need to muster the necessary human and physical resources imperative. FDI contributed decisively to that direction. The West coast of Malaysia is gradually developing into a prosperous industrial zone hosting four Sony plants, a recently doubled in capacity Bosch production line, the French Mapa and Thomson, the American Hewlett Packard and numerous smaller units from Taiwan and South Korea specialising in electronics, rubber products, clothing etc. (Maurus, 1989).
Another method for Malaysia to surmount its constraints is outward FDI, such as the ones that have already taken place in Indonesia.
Given this reliance on FDI, it is not surprising that Malaysia's long-term debt is some 78% of its GDP in 1986.

## B2. PHILIPPINES

The Philippines is a densely populated country, some 56 million people in an area slightly smaller than that of Malaysia. It could have been the fifth Asian "tiger" but its growth was hampered by a series of political upheavals and bad economic choices (Hodgkinson, 1988). As a result, in 1986 it stood at a mere 551 US$ per capita GDP.

The Philippines started by following an import-substitution strategy discouraging the import of consumer manufactures through high tariffs and tight quantitative restraints while subsidising the import of capital goods. This achieved the creation of an industrial infra-structure, albeit ridden with distortions, quicker than any other SE Asian country. These were mostly in consumer goods (food processing, clothing and a few durables) and some chemicals (Hodgkinson, 1988, p.79).
In the early 1970's emphasis shifted to export-oriented labour-intensive manufactures. In order to facilitate this effort, export processing zones (EPZs) were established which went some way in countering the adverse effects of still high effective protection generated by steep tariffs on imports. The most successful products were garments and semi-conductors (Hodgkinson, 1988, p.81).
In the wake of the second oil crisis the Philippines embarked on a programme of industrial restructuring which involved a decrease of the tariff burden and quantitative restrictions on imports and the development of heavy industry (copper and aluminium smelters, petrochemical and engineering complexes, phosphate fertiliser and diesel plants, integrated iron and steel mills, cement industry and an alcogas industry using sugar waste). This restructuring effort was mostly financed from external sources.
The growth of manufactured exports in the second half of the 1970's was limited to relatively few, mostly labour-intensive products. Furthermore, the country's export effort was hit hard by the early 1980's international recession. In the circumstances, the previous over-borrowing led to foreign debt problems which were faced by severe austerity measures that led in turn to a serious regression of the development process and a major political crisis.
The second half of the 1980's was dedicated to an effort to reconquer the early 1980's peak. Exports climbed from a fifth of the GDP in 1980 to a quarter in 1986. They are quite diversified and are moving closer to the world trade structure.
The greatest asset of Philippines is its labour force, which is skilled and speaks English.
The most important feature of the Philippines external economic relations is its special relationship with the USA, which is the major trade partner and investor, although since 1974 the USA enjoy no preferential status in the Philippines market.

## B3. THAILAND

Thailand had 52.3 million inhabitants in 1986 with a 799 US$ GDP per capita.
The industrial sector expands rapidly and it is expected to account for 30% of the GDP by 1993 (Hobohm, 1989, p.38). Indeed, along with Malaysia it is considered as the most dynamic "second wave NICs" (OECD, 1988, p.6).

Although it has an efficient primary sector the dynamism of the economy has outgrown its domestic market potential. Thailand's approach is still rather inward-looking and the structure of incentives afforded still favours the domestic market orientation rather than the expansion of manufactured exports. Exports in 1986 stood at over a quarter of the GDP. Still, the tariff structure has been simplified and gradually replaces quantitative restrictions (OECD, 1988, p.37).
Despite some deterioration of its terms of trade in the 1980's and some industrial stagnation in the consumer goods sector, Thailand has always been attractive to investors, mainly as a result of its overall political stability and economic policy continuity and consistency. Low wage levels also contributed to a sharp increase of inward FDI flows after 1985. Indicatively, the FDI stock in this country tripled since 1987. These FDI flows lately started a new departure in its industrialisation process that materialised in an 11% growth of the GNP in 1989. Thailand is already investing abroad, such as in textile plants in Laos (Maurus, 1989).
Following these developments Thailand's exports are quite diversified and their structure moves closer to world demand.
A considerable foreign debt burden seems to have eased off lately and there exists no doubt as to the country's ability to service it.

## C. THE INDUSTRIALISATION OF ASIAN GIANTS

Industrialisation in Asia does not limit itself to the three economies that appear to be following the core NICs' example. Three more countries have already started a process of industrialisation and a gradual turning to greater export-orientation. China, India and Indonesia have a number of common features. First, they are countries with gigantic populations. This makes them huge markets and it is partly responsible for their initial development strategy of import-substituting industrialisation. Another common feature that derived from a combination of ideological choices and the management requirements of sizeable and culturally diversified populations, is their overall preference for a centralised and regulated economic life.
These choices did not produce a successful growth experience and all three of them have lately engaged in deregulation and greater outward orientation. This process has so far moved quickest in the smallest one of the three, Indonesia.
Although all three lag behind considerably in their industrialisation, which in any event mostly takes place in few urban enclaves, their sheer size already makes them relatively important LDC exporters of manufactures. Most importantly however, if their late moves towards export-orientated industrialisation materialise, they will inevitably become major international trade powers. Moreover, their importance will be highlighted by the size of the export opportunities that their markets will eventually offer to exporters of more sophisticated products.

## C1. CHINA

China is the most populous country in the world with over a billion inhabitants. Among NICs it has the lowest GDP per capita at 257 US$ in 1986.
The structure of the economy is in many respects typical of centrally planned economies, with a heavy contribution of the industry to the GDP but very small services sector and poor provision for consumption. This is particularly acute in terms of food policies, as a result of the huge population. The most serious impediments to economic development are the shortage of skilled manpower, adequate energy supply and transport infra-structure.

Although China could very well become a major international trade power, it has not yet realised its potential. External trade is relatively small, but it is an important element in the country's modernisation effort. Exports were a mere 3% of the GDP in 1970 and only 7% in 1980. Despite that, it is already a major manufactures exporter among developing countries. Foreign equity participation has been used as a method of aquiring technological know-how.
Given the fact that a lot of the intra-Asian trade and investment in the ASEAN and Hong Kong is conducted by Chinese expatriates (Maurus, 1989), the opening up of China would have momentous implications in international trade by providing the scale necessary for the creation of an Asian co-prosperity sphere. The prospect of the Hong Kong aquisition will only increase China's chances at commercial development by enabling her improved access to finance, advanced commercial practises and technology.
China's import absorption potential is not only limited by the inevitable low purchasing power, but also by its strict government regulation.

## C2. INDIA

India is a country of nearly 800 million inhabitants. In 1986 it was still at a 296 US$ per capita income. India managed to address its food problem and initiated a sustained industrialisation process. Although it does not pursue an export-oriented policy of industrialisation it is already an important exporter of manufactures among developing countries. Its competitive position however, especially in consumer industries, deteriorated lately. It has however exhibited signs of successful entry into the international market of high-tech exports related to information technology. India's structure of industry hinders its international competitiveness because of the lack of concentration in terms of the production units.

India has a traditionally bureaucratic regime full of vested interests. Investment licensing is a great disadvantage. Recently an effort was made to liberalise it and stimulate competition in the domestic market. This programme however will not achieve the full integration of India in the world market unless it is methodically and deliberately conceived and executed in order to avoid balance of payments problems. India has a considerable though comfortably manageable foreign debt.

## C3. INDONESIA

Indonesia had almost 170 million people in 1986 and a 441 US$ per capita income. It is a country rich in agricultural and mining resources, of which oil and natural gas are the most important. Moreover, it enjoys a comparative advantage in terms of cheap labour. On the other hand it suffers from resource misallocation resulting from a deeply entrenched tradition of *dirigisme*.
Its quick industrialisation between 1974 and 1981 was facilitated by easy access to capital, either through aid receipts or the subsequent oil revenues. The fall in the price of oil in 1982 and falling domestic demand for manufactures, created severe problems in the industrialisation process. While exports doubled their relative importance in the country's GDP from 13% to 30% in the 1970's, they fell to 21% in 1986.

Indonesia opted for an import-substituting strategy of industrialisation (Hobohm, 1987). When the demand in the captive domestic market fell and the industries failed to switch to exports, they were soon forced to ease their pace to undercapacity. The recession in the consumer industries also caused problems at the input level which were partially eased by improvements in the supply side as a result of major investment.
Since the recovery of the Indonesian industry depended on its ability to break through into export markets, and in particular those of the DCs, in order to improve the chances of manufactured exports, the rupiah was devalued by 31% on September 12th 1986. Moreover, in order to attract FDI Indonesia went on to deregulate its market and reduce its administrative and tariff barriers.
These measures were a great success and permitted a better exploitation of its greatest location-specific advantage which is the extremely low level of labour costs; some four times less than Thailand and twenty two times less than Singapore. By 1988 the inflow of FDI had increased fivefold reaching six times the Thailand level (Maurus, 1989).
After a take-off in exports of wood, textiles, rubber, food etc., Indonesia is probably the only OPEC member to have successfully shaken off the exclusive dependence on oil exports.
On the basis of these developments, Indonesia is set to join the other "baby tigers" group in the 1990's. Whether a similar evolution will be possible for India and China will be mostly decided in the domestic political arena of these countries.

## D. LATIN AMERICAN NICs

Argentina, Brazil and Mexico are the three Latin American countries with an industrial base that distinguishes them from the rest. They are linked through the Latin American Integration Association (LAIA).
Their industrial and development profiles, prospects and fortunes vary significantly among them. On the whole, they are not export oriented. Exports represent little more than 10% of their GDP with the exception of Mexico where in 1986 it represented 16%, a figure that is entirely due to the exports of oil.

Despite the overall picture, the Latin American LDCs' import substitution led to an increase in the relative importance of manufactured produce and a modest shift of its exports away from concentration on primary products. Although they were able to develop some rather sophisticated manufactured produce however, they have generally been unable to adjust well to external shocks which has led to balance-of-payments constraints on growth and serious debt problems (OECD, 1987, p.5)

**D1. ARGENTINA**

Argentina is a country of 31 million people and 2.540 US$ per capita income in 1986.
It is perhaps wrong to consider Argentina a NIC since it is a country with a considerable industrial base that dates before the war. A strongly idiosyncratic and unstable situation in its domestic politics not only prevented it from transforming itself into an important international exporter of manufactures, but it has gradually crippled its overall development process.
Its manufactured produce is still essentially geared towards the domestic market and its exports are dominated by food items. Exports represent around a tenth of the GDP in the 1980's. Still, Argentina made a modest move away from agriculture and manufacturing to non-manufacturing industries and services (OECD, 1987, p.16).
Despite that, its inward orientation, macro-economic mismanagement and heavy distortions of the domestic market consistently undermined its foreign trade position. Its current economic situation is characterised by hyper-inflation and heavy external debt.
Argentina has all the potential, in terms of natural resources, available human capital and important hidden capital formation potential, to escape from the grip of the current crisis. The main obstacle is the organised vested interests, such as trade unions and producers used to distorted domestic markets.

**D2. BRAZIL**

Brazil is a country with super-power potential. It had a 138 million population and just over 2000 US$ GDP per capita in 1986. It can become both a major market and exporter. It has been plagued however by major macro-economic management problems and hyper-inflation, especially after the failure of the cruzado plan. Its policy-induced problems have culminated in a serious external debt problem which is coupled with a serious decline in the volume of investment.

It should be noted however, that Brazil was able to run great trade surpluses using a realistic exchange rate in an effort to battle its external debt.
Brazil's exports are still dominated by food items although the relative importance of manufactures grows quickly. Overall, it has made a moderate shift away from agriculture and towards the services.

The recent radical measures against inflation are an excellent opportunity to set the foundations for a consistent development process. These however should be followed by a real limitation of the size of its public sector and a conscious pursuit of the country's comparative advantage, especially in terms of its manufactured exports. This would be greatly facilitated by a liberalisation of its restrictive import and investment regime.

## D3. MEXICO

Mexico is a country of 81 million people and 1601 US$ GDP per capita in 1986. It has succeeded in a considerable shift from agriculture to manufacture, albeit much more modest than countries such as those of the core NICs or India, Indonesia and Thailand (OECD, 1987, p.16). All the developments in its economy however, were influenced by the increasing importance of oil exports.

Like the other three Latin American NICs, the Mexican economy is plagued by a serious external debt problem. This has been a major factor in the determination of the country's economic policy, since interest payments alone absorb some 35% of the export revenues (OECD, 1988, p.38).

Mexico has been able to initiate a process of adjusting its economy. Its currency substantially devalued, scope was created for the liberalisation of the import regime.
Contractionary fiscal and monetary policies reinforced the country's comparative advantage in the non-oil exports in terms of their labour cost components. Moreover, the process of expansion of the sectors of manufactured exports is been reinforced by the inflow of FDI. This was not only facilitated by the liberalisation of sector coverage and ownership limitations, but also by the wage related location-specific advantage and the new opportunities for investment targeted at the newly deregulated domestic market.
Mexico's new policy orientation has already produced positive results, with its 1989 inflation being at the lowest of the last decade (19.7%) having reached 159.2% in 1987 and 51.7% in 1988 (Financial Times, 10/1/1990).
Economic relations with the USA have always been important and they seem to be increasingly so, especially after the recent agreement, which is also expected to lend greater credibility to its adjustment effort and improve the country's economic climate.

## E. THE MEDITERRANEAN NICs

The Mediterranean NICs are the only ones enjoying a preferential relationship with the EC. Moreover, the close geographic proximity underlines the special nature of this relationship. Lastly, before the enlargement of the Community towards the South, the EC production had a great degree of complementarity with the produce of these countries.

## E1. ISRAEL

After its independence in 1948 and for a quarter of a century, Israel made such an economic progress that it came to be considered as one of the post-war economic miracles. This growth was led by a remarkably stable economico-political leadership and abundant foreign capital to invest on infra-structure and education. An initial drive for the establishment of labour-intensive import-substituting industries through the erection of a highly protected environment, was followed by an effort in more upmarket export-orientated production.

Failure to follow up these developments and the dramatic increases in the price of oil and other commodities after the Yom Kippur War in 1973, led to a protracted and deepening economic crisis. Over the next decade productivity failed to grow, the investment drive slackened, the per capita income completely stagnated in the first half of the 1980's and inflation spiralled almost out of control in 1984-85.
Subsequent better fortunes, such as the fall in the price of oil and extensive financial support from the USA, as well as a revaluation vis-a-vis the US dollar and a tight fiscal policy, broke the inflationary spiral and allowed a degree of economic stability to be achieved.

Israel has a preferential agreement with the EC which is in effect almost an across the board free trade area. Israel also enjoys a special political relationship with the USA, which in the commercial sphere translates into a Free Trade Area since September 1986. This puts Israel in the unique position of a free-trade regime with its two greatest trade partners.

**E2. TURKEY**

Turkey is a country of 780.58 thousand square kilometres. In 1986 it had just over 50 million inhabitants and a GDP per capita of 1157 US dollars. Although Turkey is an OECD member it is only in the 1980's that it made its presence felt as a manufactures exporter on the world scene.

The state played the leading role in Turkey's industrialisation, using protective tariff barriers and aiming at wide ranging import-substitution. Although this led to the creation of a diversified industrial base, it was often inefficient and non-competitive in the international arena. The sufficient size of the domestic market and food production, along with a failed effort to liberalise in the early 1950's, led to introspection.
By the early 1970's Turkey reached the limits of this policy with some industries suffocating for markets, state-run enterprises burdening with their losses a budget already in deficit and thus fuelling foreign borrowing. Efforts to rationalise the economy failed and the country was led to a balance-of-payments crisis, which eventually brought home the message that there existed a need for the development of the export sector and the simultaneous stabilisation of the financial situation.
These aims were partly achieved through an austerity policy which was easily enforced by the military after the suspension of democracy. Although this policy managed to maintain some credit-worthiness of the economy it becomes apparent that it will reach its limits without fundamental changes of the Turkish economy.
Indeed, Turkey's 1988 external debt equalled half its GDP and unemployment was double that prevailing in the EC. Inflation is accelerating and interest rates are exorbitant. The relatively slow pace of foreign investment shows that the location-specific advantages of Turkey are still very limited at the international arena.
Turkey's reaction to these problems focuses on an eventual application for full membership in the EC. A necessary condition for this strategy is Turkey's evolution into a political norm of sustained function of democratic rule on the domestic front and the abstention from territorial disputes on the international level.

During the 1980's Turkey has been involved in a major restructuring of its foreign trade profile. Agricultural exports have been replaced by manufactures, to the point that in 1988 they accounted for some 80% of the total. The direction of Turkey's export effort has moved away from a Middle East focus and towards Europe, where it has managed to increase its market share.
Turkey has an Association Agreement with the EC since 1963. The timetable towards full membership envisaged then was upset by the intervening 1970's world recession and Turkish political and economic crisis. All the same, the gradual removal of its tariff barriers vis-a-vis the EC continues, while most Turkish exports enter the EC duty-free.

**E3. YUGOSLAVIA**

Yugoslavia was among the first Mediterranean LDCs to cross the line into industrialisation in the 1960's. Its particular international position and economic system led to an idiosyncratic economy between East and West.

Yugoslavia achieved an impressive development in the 1960s and 1970s which averaged a growth of more than 6% annually. This drive mostly took place in manufacturing and mining. The increasing importance of manufacturing, particularly in the 1970s, left the country with a well diversified industrial structure. Taking advantage of the country's extractive and energy resources has also been particularly important.

After the death of Tito Yugoslavia gradually fell into a serious political and economic crisis. Tensions between nationalities proved to be inherent in the federal system and came to the fore aided by the popular discontent due to the economic crisis. In the late 1980's the country fell into a hyperinflation spiral, crippling hard currency debt and an unemployment that rose over 15%. The May 1988 IMF austerity package failed to contain the more important problems: that is inflation and exchange rate instability. The GNP has been falling and is expected to continue so until 1993 (Artisien, 1989).

Exports of manufactures are crucial to the Yugoslavian economy, particularly as it is an important source of hard currency, which is essential in view of the country's foreign debt problem. It is not surprising then that export orientation is increasingly emphasised.
A sector where Yugoslavian manufacturing exporters have high hopes is engineering. There, the combination of domestic research and development and the import of technology have led to the development of a diversified range of sophisticated products. In the 1980's cars and minerals have been important exports.

In 1980 a five-year special agreement allowed duty-free access for a wide range of Yugoslavian industrial goods to the EC market, although some 35 products were subject to quotas. The current agreement, that will run up to 1991, is more generous both in terms of products eligible for duty free treatment and in terms of relaxation of some of the export ceilings. It is not surprising then that the EC market and in particular those of the FRG and Italy are crucial to the success of Yugoslavia's export drive.
Yugoslavia also has particularly developed trade relations with COMECON, accounting for some 30% of its total foreign trade. This share however, will probably be reduced drastically in the near future.

## III. THE EC-NICs TRADE FRAMEWORK

The EC until recently gave preferences to all NICs except Taiwan. These fell either under special bilateral arrangements with the Mediterranean NICs or global development cooperation schemes, such as the Generalised System of Preferences (GSP), for the rest.

The preferences afforded to the NICs by the EC GSP are qualified on two levels. First, there exists a policy for differentiation among the GSP beneficiaries and the eventual graduation of the most successful among them into Most Favoured Nation (MFN) status. Secondly the EC preferences are restricted in terms of the agricultural and textile imports, so as not to contradict the EC's Common Agricultural Policy (CAP) and to conform with the Multifibre Agreement (MFA).

The EC GSP limits the quantities of some "sensitive" manufactures that enjoy duty free access to the Community market. In order to avoid the total exploitation of these quantities of privileged trade by a few more competitive LDCs, the scheme provides for limits to be imposed at a country level.

Apart from such measures that aim at a more effective management of the scheme's aims, there exists a wider call for LDCs that have broken the underdevelopment barriers to eventually graduate into a DC status and thus not to enjoy preferential access to the EC market. While this seems to be the case for the four core NICs, it will be some time yet before the rest of the NICs are at this stage.

The GSP covers only a few agricultural products since all products included in the Common Agricultural Policy (CAP) are excluded. Accordingly one could say that there already exists an inbuilt bias against the EC importing this kind of products from the NICs; such as rice from Thailand, sugar from the Philippines (also imported from the Caribbean and Western Africa under the Lome Convention sugar protocol), maize is subject to both tariff and variable levies. Thailand, Indonesia and Brazil were restricted by voluntary export restraints in their manioca exports to the Community. When it comes to processed agricultural exports to the Community protection is even higher, so much so that it has been argued by Yeats in 1981 (Davenport, 1986) that the effective rate of protection for processed food items is generally higher in the Community than in the USA or Japan.

The second enlargement puts pressure on Israel's citrus fruit exports to the EC, Malaysian and Indonesian exports of palm oil, Taiwan and South Korea in steel and ship building.Argentina and Brazil may benefit from the enlargement as well as South East Asian exports of consumer electrical goods (Davenport, 1986, p.131).

Except from the GSP, the NICs exports to the EC are also affected by sectoral arrangements, such as the Multifibre Agreement (MFA). The MFA is an agreement regulating international trade in textiles and clothing through voluntary export restraints. It first came into force on January 1st 1974 and in its latest five-year renewal on July 31st 1986 54 countries took part, including the EC. Within this framework the EC bilaterally regulates its trade with about thirty LDCs plus its Mediterranean associate LDCs.
Lately, there is growing pressure for the graduation of the EC partners into the same obligations facing the EC (Avenir Textile-Habillement, 1989).

An estimate of the extent and geographical allocation of the GSP benefits at the global and sectoral level is given in the table that follows.

RANKING OF BENEFICIARIES IN EC GSP BY VALUE OF GSP IMPORTS

| COUNTRIES | GSP-BENEFITING IMPORTS: VALUE (ECU) | | AS % OF TOTAL IMPORTS (1982) | 1982 SECTORAL BREAKDOWN OF BENEFITING IMPORTS (%) | | |
|---|---|---|---|---|---|---|
| | 1977 | 1982 | | AGRIC. | INDUSTRY excl. text. | TEXTILES |
| BRAZIL | 305 | [illegible] | 44.6 | 22.3 | 75.7 | 2.1 |
| ROMANIA | 248 | 685 | 54.9 | 1.1 | 98.0 | 0.9 |
| VENEZUELA | 128 | 648 | 8.9 | 0.1 | 99.9 | - |
| HONG KONG | 341 | 635 | 16.8 | 0.6 | 93.3 | 6.2 |
| SOUTH KOREA | 305 | 625 | 26.6 | 3.7 | 78.5 | 17.8 |
| INDIA | 325 | 621 | 42.0 | 14.9 | 44.7 | 40.4 |
| CHINA | NR | 555 | 39.8 | 13.9 | 80.2 | 5.9 |
| KUWAIT | NR | 398 | 83.5 | - | 100.0 | - |
| MALAYSIA | 360 | 372 | 42.9 | 56.1 | 37.5 | 6.4 |
| PHILIPPINES | 134 | 351 | 53.1 | 52.9 | 39.2 | 7.8 |
| THAILAND | 119 | 330 | 51.4 | 47.9 | 41.1 | 11.0 |
| SINGAPORE | 124 | 324 | 28.4 | 3.1 | 94.5 | 2.3 |
| S. ARABIA | NR | 317 | 33.4 | - | 100.0 | - |
| PAKISTAN | 112 | 240 | 59.8 | 7.8 | 32.2 | 60.0 |
| ARGENTINA | 113 | 207 | 40.6 | 27.5 | 70.5 | 2.0 |
| COLOMBIA | 21 | 188 | 76.9 | 4.0 | 91.7 | 4.2 |
| INDONESIA | 121 | 174 | 53.0 | 68.2 | 29.8 | 2.0 |

Source: Davenport (1986) p.40.

The tariff incidence on the Community imports from the NICs can also be measured using the results of an EC Commission study which attempts to estimate the Community's Own Resources.
As expected, the lowest tariff burden is imposed on EC imports from the Mediterranean NICs.
The highest on the other hand is on the core NICs and the "baby tigers".

ESTIMATION OF THE PERCENTAGE SHARE OF TARIFF INCIDENCE ON THE EC IMPORTS FROM THE NICs

| | TOTAL TRADE | | | MANUFACTURES (SITC 5 - 8) | | |
|---|---|---|---|---|---|---|
| PARTNER | Value of EC Imports 000 ECU | Estimated Revenues | Tariff Incidence % | Value of EC Imports 000 ECU | Estimated Revenues | Tariff Incidence % |
| NICS | 64052247 | 3932658 | 6.140 | 44979860 | 3168974 | 7.045 |
| NICS I | 22036144 | 1840754 | 8.353 | 21418138 | 1800200 | 8.405 |
| NICS II | 30382395 | 1319107 | 4.342 | 15279689 | 720378 | 4.715 |
| NICS II A | 5632773 | 408322 | 7.249 | 3089763 | 275587 | 8.919 |
| NICS II M | 11414561 | 311834 | 2.732 | 8297022 | 205402 | 2.476 |
| NICS II LA | 13335061 | 598951 | 4.492 | 3892904 | 239389 | 6.149 |
| NICS III | 11633708 | 772797 | 6.643 | 8282033 | 648396 | 7.829 |
| Argentina | 2399533 | 111825 | 4.660 | 369156 | 20866 | 5.652 |
| Brazil | 8606719 | 430637 | 5.003 | 2834588 | 182871 | 6.451 |
| China | 6581826 | 451582 | 6.861 | 4938037 | 395833 | 8.016 |
| Hong Kong | 5839315 | 514341 | 8.808 | 5715156 | 511920 | 8.957 |
| India | 3075406 | 191817 | 6.237 | 2508575 | 171514 | 6.837 |
| Indonesia | 1976476 | 129398 | 6.547 | 835421 | 81049 | 9.702 |
| Israel | 2555355 | 75549 | 2.956 | 1778367 | 37689 | 2.119 |
| Malaysia | 2283265 | 126144 | 5.525 | 1078492 | 97919 | 9.079 |
| Mexico | 2328809 | 56489 | 2.426 | 689160 | 35652 | 5.173 |
| Philippines | 986129 | 79471 | 8.059 | 540266 | 53390 | 9.882 |
| Singapore | 2455367 | 188424 | 7.674 | 2267138 | 184787 | 8.151 |
| South Korea | 6592350 | 597094 | 9.057 | 6426292 | 576473 | 8.971 |
| Taiwan | 7149112 | 540895 | 7.566 | 7009552 | 527020 | 7.519 |
| Thailand | 2363379 | 202707 | 8.577 | 1471005 | 124278 | 8.449 |
| Turkey | 4013324 | 7291 | 0.182 | 2727979 | 3447 | 0.126 |
| Yugoslavia | 4845882 | 228994 | 4.726 | 3790676 | 164266 | 4.333 |
| EXTRA-E12 | 356447637 | 11003248 | 3.087 | 220174282 | 8914891 | 4.049 |

Source: EUROSTAT (1990) Study of Own Resources

Note: The calculated tariff incidence does not take into consideration the imposition of levies on EC imports. As levies are mostly imposed on agricultural imports, the estimated tariff incidence will biased downwards for the total trade imports. This bias will obviously be higher for EC imports from those NICs where agricultural products constitute a larger share.

Apart from a degree of reciprocity by Turkey and Israel, the EC does not enjoy reverse preferences in the NICs markets. The EC exports are treated as MFN exports.
Indeed, graduation on the demand side into full GATT obligations often proves to be difficult. LDCs can apply for an exception from GATT obligations in order to be allowed to apply quantitative restrictions, on the grounds of balance-of-payments difficulties. A list of such incidents among NICs in the 1986-8 period is given here below.

LATEST NOTIFICATIONS OF TRADE MEASURES TAKEN FOR BALANCE-OF-PAYMENTS PURPOSES

| | 1986 | 1987 | 1988 |
|---|---|---|---|
| Argentina | F | | S |
| Brazil | | F | |
| India | S | F | |
| Israel | | F | |
| Korea | S | F | |
| Philippines | F | | S |
| Turkey | | S | F |
| Yugoslavia | S | | S |

Source: EC, L/6435, pp. 116, 117.
Note: F: Full consultation; S: Simplified consultation.

# PART TWO: TWO DECADES OF EC TRADE WITH THE NICs (1970-1988)

## A. EC-NICs: TRADING WITH AN INCREASINGLY IMPORTANT COMMERCIAL POWER

The NICs represented in the mid-1980s nearly as much as 15% of the world exports. Their relative importance as exporters in the world market has been consistently ascending over the last two decades. They have done particularly well in the context of the post-1985 boom when the volume of world trade doubled (IMF, 1989, p.1).

The NICs successful export performance during this period was aided in most cases by dropping real effective exchange rates, at a time when the export performance of their direct competitors in manufactured exports, the industrialised countries (DCs), was less favoured in this respect. EC real effective exchange rates dropped in the first half of the 1980's but mostly compensated this decrease during the second half. The USA real effective exchange rate peaked in 1985 and fell subsequently, while that of Japan increased considerably since 1985 (Table 1.3).

The EC imported in 1988 almost 73 billion ECU worth from the NICs (Table 1.4), compared to 52 billion imported by Japan (Table 1.8) and as much 112 billion imported by the USA (Table 1.6).

**In 1988 as much as 19% of the value of EC imports came from the NICs, which is almost double their 1970 share. Almost half of this increase took place in the 1985-1988 period.** (Table 1.17)
Still, their position among EC suppliers is not as prominent as in the case of the USA where they account for 29% of its imports (Table 1.18) or Japan where they account for a third (Table 1.19). As in the case of the EC imports however, the NICs' relative importance in the USA and the Japanese market roughly doubled since 1970 and increased relatively quicker in the second half of the 1980s.

The NICs' rise in relative importance in the EC market is exclusively at the expense of the share of other LDCs. Given the fact that the LDCs did not export manufactures, the NICs seem to have appropriated the benefits from the changing structure of EC imports in the favour of more value added products. The NICs rise in the USA and Japanese markets on the other hand also displaced imports from other DCs.

The evolution of the EC imports from the NICs over the last two decades exhibited a remarkably consistent pattern of steady growth. On the other hand, the value of EC imports from the rest of the LDCs dropped drastically from its early 1980's peak (Graph 1) mostly as a result of the fall in the oil prices. In fact, 1988 is the first year when the value of EC imports from the NICs clearly surpassed those from the rest of the LDCs.
While the increase in the value of EC imports from the NICs was slightly greater than that of Japanese imports, the increase in the value of USA imports from the NICs was much sharper.

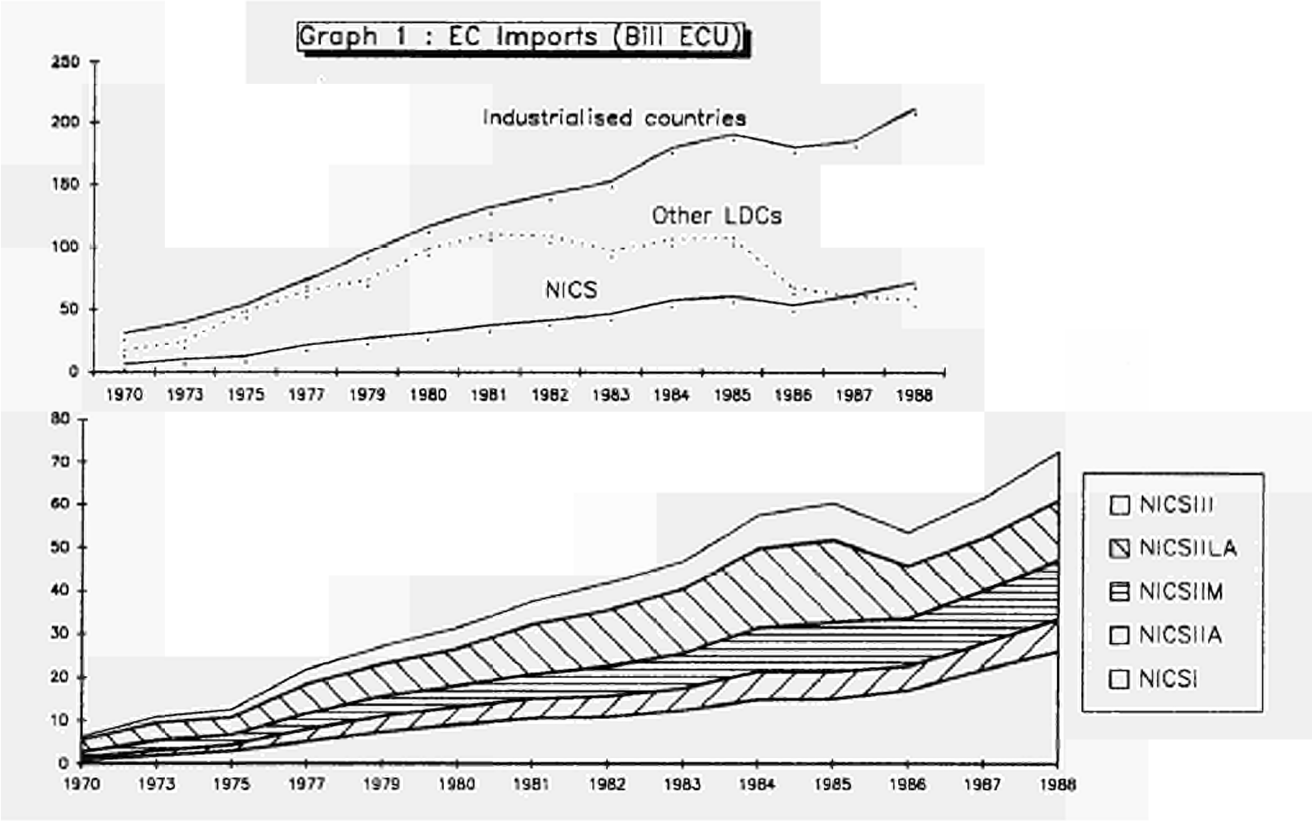
Graph 1 : EC Imports (Bill ECU)
Industrialised countries
Other LDCs
NICS
250
200
150
100
50
0
1970 1973 1975 1977 1979 1980 1981 1982 1983 1984 1985 1986 1987 1988
80
70
60
50
40
30
20
10
0
1970 1973 1975 1977 1979 1980 1981 1982 1983 1984 1985 1986 1987 1988
NICSIII
NICSIILA
NICSIIM
NICSIIA
NICSI

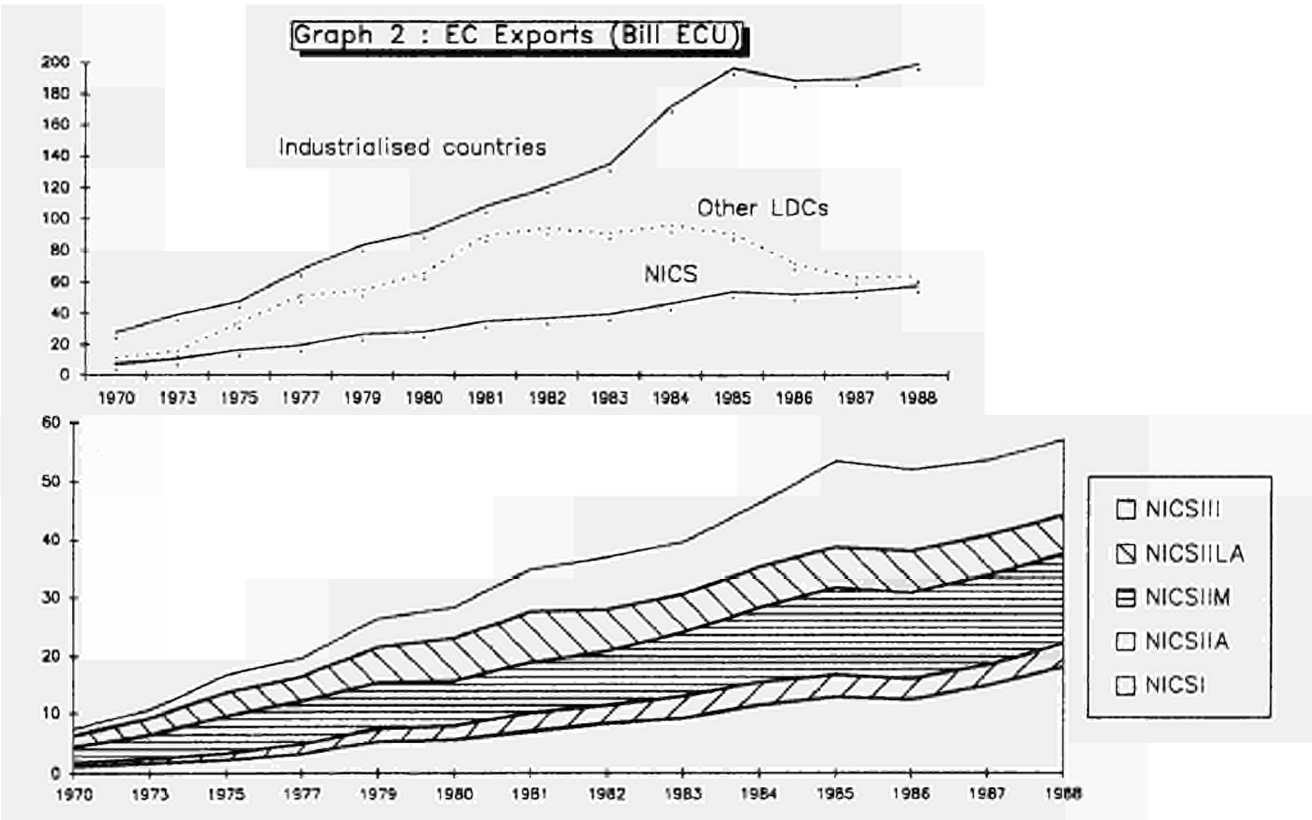
Graph 2 : EC Exports (Bill ECU)
Industrialised countries
Other LDCs
NICS
200
180
160
140
120
100
80
60
40
20
0
1970 1973 1975 1977 1979 1980 1981 1982 1983 1984 1985 1986 1987 1988
60
50
40
30
20
10
0
1970 1973 1975 1977 1979 1980 1981 1982 1983 1984 1985 1986 1987 1988
NICSIII
NICSIILA
NICSIIM
NICSIIA
NICSI

Analysing world trade using the values of the bilateral trade flows is often misleading because the changes in size may either represent a change in the actual volume of trade or merely changes in the prices of the traded goods.
Such information is only available at the SITC 5-digit level in the COMTRADE database, which does not permit the examination of the evolution of the EC trade with the NICs groups defined here in terms of unit values and volume of trade. In order to shed some light on this dimension of the discussion, some information that comes from the TREND database was used (Table 1.16).
Although the geographical classification of this database does not correspond to the one used in this study, it is still possible to make some informative approximations. In particular, Far East (FE) consists of NICsI + NICsIIA + Indonesia + Macau + Brunei. This can be used as an indication for the EC trade with the Asian NICs (excluding India and China) on the assumption that Macau is negligible in terms of size although a NIC itself, and Brunei is not only small, but it also counter-specialises in manufactured exports. The three Mediterranean and the three Latin American NICs are the main manufactures exporters in MED and LA respectively.

The examination of this evidence suggests that **the increase in the value of EC imports from the NICs is mostly due to increases in the volume of goods imported.**
The volume of EC imports from the Asian NICs grew throughout the 1980s, and at increasing rates in the second half. This comes together with a rise in their unit values in the first half of the decade and a subsequent decrease in the order of 20%.
The growth of the volume of imported **manufactures** was even sharper, doubling in the second half of the 1980s. The drop in the unit values was similar to that in total trade.
Similar trends may be observed with regards to EC manufactured imports from Latin American and the Mediterranean, albeit less sharp. Volume increased by 1988 by some 40-45% with regards to 1985 and unit values of imports from Latin America followed those from Asia, while those from the Mediterranean remained at their 1985 levels.

The NICs do not only constitute an important source of Community imports but also an important export outlet, **absorbing some 16% of the EC's exports**. Their importance grew from being between 14% and 13% before 1985. It is interesting to note that while up to 1984 they were half as important as the rest of the LDCs, their current importance is in the same order. This is hardly surprising, as the value of EC exports to the NICs grows steadily while that of exports to the rest of the Third World shrinks.
As in importing, the NICs are not as important an export market for the EC as for the USA and Japan. In 1988 they absorbed almost a quarter of the USA exports, a steady increase from a 17% level in 1970. The NICs were always the market for over a quarter of the Japanese exports.

Turning once again to our volume and unit value data (Table 1.32) and keeping in mind that the sample coverage of the data here is rather lower, which makes for a lower degree of reliability, one notes that **the volume of EC exports only grew consistently in the direction of the Far East**, while **the volume of exports to the Mediterranean and Latin America shrank after 1985**. The unit values of those exports on the other hand grew up to 1985, dropped slightly in 1986 and 1987, and came back in 1988.

Graph 3 : EC Import Cover Ratio

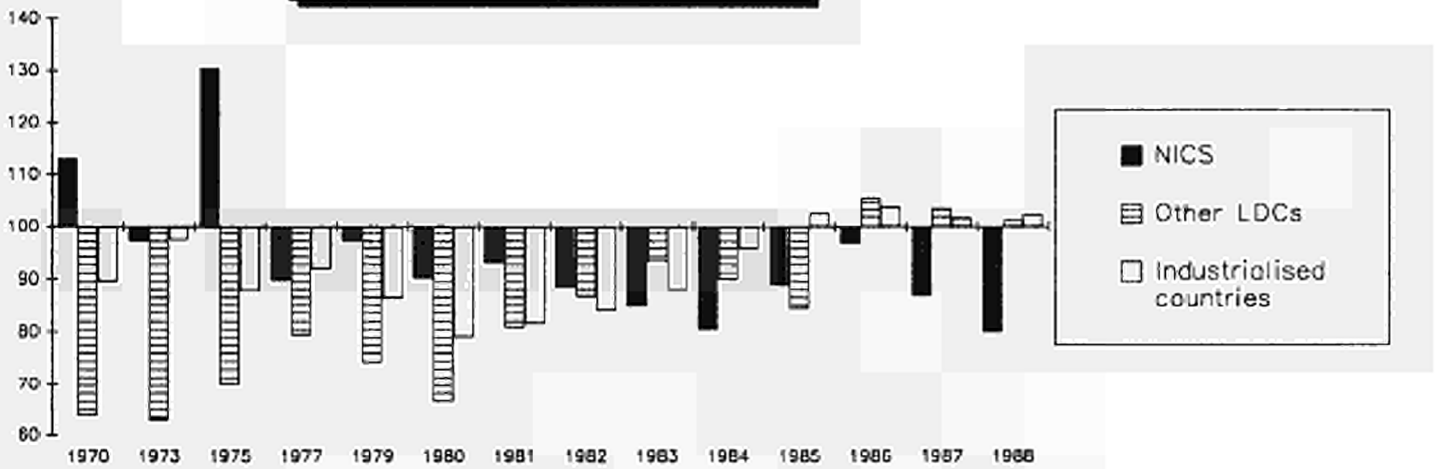


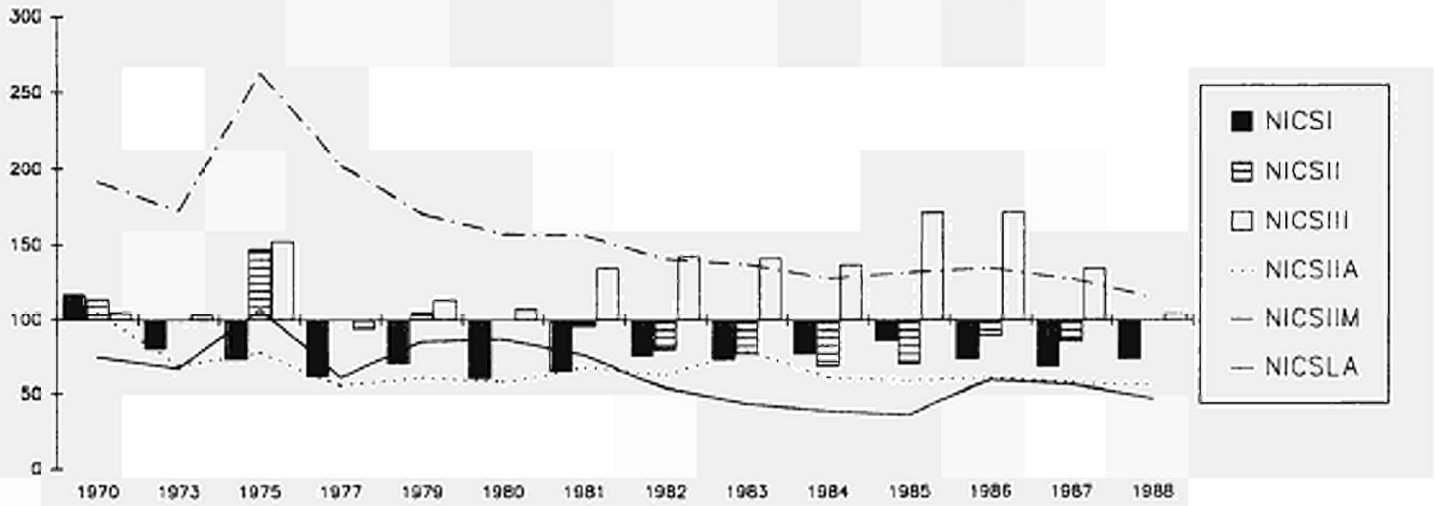

On the whole, **the EC has had a consistently negative trade balance with the NICs since the mid-1970s, which mounted to 15.6 billion ECU in 1988**. (Table 1.36)
These developments took place against a background of cycles in the EC total external trade balance and that with the rest of the LDCs, which however turned into a surplus since 1986.

The USA trade deficit with the NICs also started in the mid-1970s and within a decade grew to the point that its exports were less than half its imports from there. In fact, the USA's trade imbalance with the NICs is even more acute than its trade relationship with the other industrialised countries with which the USA has a mounting trade deficit. In 1988 the USA trade deficit with the NICs was more than 50 billion ECU, having almost reached 60 billion in 1985. (Table 1.37)
Japan on the other hand, has a consistently positive overall trade balance with the NICs, which in 1988 was just over 14 billion ECU. The size of the trade surplus doubled in 1985 and increased by more than half its size in 1986. (Table 1.38)

## B. EC-NICsI: THE EC'S MOST DYNAMIC TRADE PARTNERS

The "four tigers" (Hong Kong, South Korea, Taiwan and Singapore) are the most dynamic NICs exporters. These four relatively small economies, account for more than a third of the total EC imports from the NICs. Their relative share went from 14% in 1970 to around a quarter in the 1975-85 decade and took-off since. Even more importantly, these imports are almost exclusively more value-added than those from the other NICs regions.

Their dynamic nature does not only register when compared to other LDCs or even NICs. Their share of the value of total EC import market has been increasing quicker than that of their DCs competitors, doubling in the 1970-77 period and increasing by more than 80% since 1985.
**The four core NICs accounted for 6.8% of the 1988 value of total EC imports** compared to 1.5% in 1970. (Table 1.16)

Their position of relative importance is more than twice as strong in the USA (Table 1.17) and Japanese (Table 1.18) import markets.

For the "four tigers" the **USA** is by far the most important export market followed by exports to other NICs. The EC itself is more important an export market than **Japan** and the rest of the LDCs. (Table 1.54)

The usual focus on the "four tigers" export performance, overshadows their import absorption dynamism. It is interesting to note that **in the 1980s the rate of growth of the value of the EC exports to the four NICs was similar to that of its imports from there**.
In fact, if one takes into consideration their actual size, their import performance is considerable both in relation to the absolute amounts imported by other NICs regions and in dynamic terms. **The four core NICs absorbed 5% of the value of the total EC exports in 1988**. Their share among EC export markets doubled in the 1980s which makes them the most dynamic EC export market.
In fact the "four tigers" absorbed in 1988 almost a third of the EC exports to the NICs, registering more than a 50% increase of their share since the early 1980s and doubling it with regards to the mid-1970s.

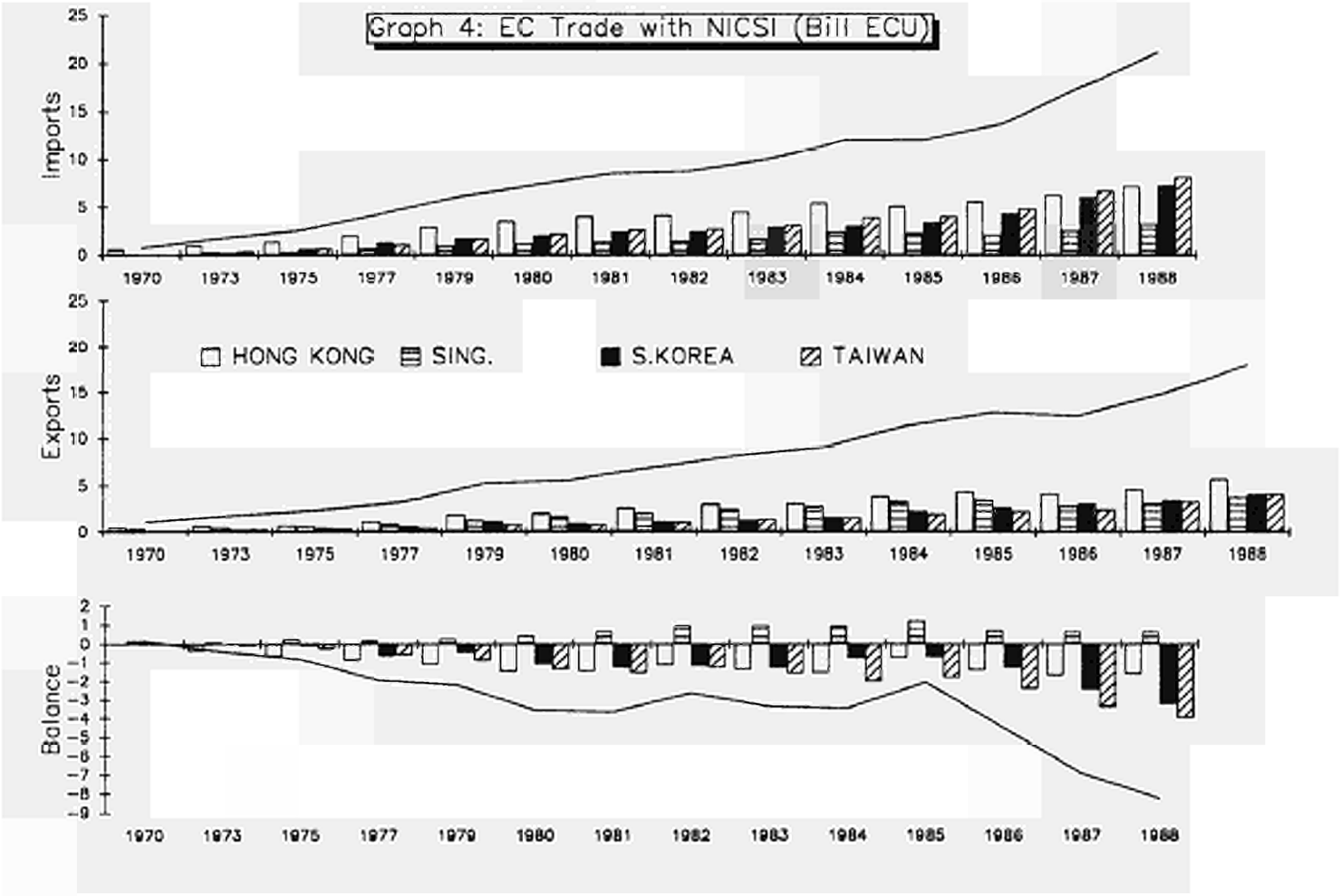
Graph 4: EC Trade with NICSI (Bill ECU)
Imports
Exports
Balance
HONG KONG
SING.
S.KOREA
TAIWAN
1970
1973
1975
1977
1979
1980
1981
1982
1983
1984
1985
1986
1987
1988

Despite the fact that the core NICs imports from the EC are very dynamic, the bilateral trade balance favours them since the early 1970s. **In 1988 the value of the EC exports to the four core NICs was less than three quarters of the value of its imports from there** (Table 1.39), **making for an 8.25 billion ECU trade deficit, some four times its 1985 size** (Table 1.36).

Large as the Community deficit with the "four tigers" is, it is certainly far more modest to the almost 31 billion ECU 1988 USA deficit with the region (Table 1.37). Its size however is rather stable after doubling in 1984. Still, after having reached the situation of importing from there almost three times as much as it exports, in 1988 the USA exports to the core NICs were some 45% of its imports from there (Table 1.40).
The size of this deficit is partly due to USA FDI there, whose production is aimed at the USA market.
Japan on the other hand has a considerable trade surplus with the "four tigers", some 20.9 billion ECU in 1988 (Table 1.38), with its exports having twice the volume of its imports from there (Table 1.41). Contrary to the USA multinationals, the Japanese ones, mostly export to other markets, namely the USA and EC.

| NICsI % SHARE OF TOTAL IMPORTS OF: | | | | NICsI % SHARE OF TOTAL EXPORTS OF: | | |
|---|---|---|---|---|---|---|
| | 1970 | 1980 | 1988 | 1970 | 1980 | 1988 |
| EC | 1.5 | 3.3 | 6.8 | 2.0 | 2.6 | 5.0 |
| USA | 4.8 | 7.5 | 14.4 | 4.2 | 6.6 | 9.8 |
| Japan | 3.4 | 5.2 | 13.6 | 13.6 | 14.7 | 18.7 |

## HONG KONG

**Hong Kong used to be the most important EC supplier of the four up to 1986.** Although the value of EC imports from Hong Kong grew consistently up to 1984, in 1985 it experienced a reversal. Subsequent growth has been slower than that of Taiwan and Korea. **In 1988 Hong Kong supplied some 28% of the EC's 1988 imports from the "four tigers"** (Table 1.17).

A similar evolution took place with regards to the USA and to a lesser extent Japanese imports from the Hong Kong. Actually, Hong Kong's relative share of the USA imports regressed even more than the EC one. As a matter of fact, the value of total Hong Kong exports was reduced after 1985.

This regression in the value of Hong Kong exports should not be attributed to exchange rate developments. Between 1972 and 1974 and since October 17, 1983, the Hong Kong dollar has been pegged to the US dollar, which should have facilitated its export performance and the improvement in its trade balance. Even more so since in 1983, before being pegged again, the Hong Kong dollar lost some 15% vis-a-vis the US dollar.
To a get a more complete picture, Hong Kong's real effective exchange rate changed little in the first half of the 1980's but fell to a level of about 10% lower in the next three years (Table 1.3).

**The EC and the USA are the most important Hong Kong export markets**, each absorbing a bit less than a third of its total exports. Japan only accounts for 4% of Hong Kong exports.

The USA has been the most dynamic export market, with Hong Kong's exports there quadrupling in the first half of the 1980s (Table 1.54).

**Hong Kong is the most important EC export market among the "four tigers"**, absorbing around a third of its 1988 exports to them (Table 1.33). On the contrary, it is the smallest one for USA exports (Table 1.34) and only more important than Singapore when it comes to Japanese exports (Table 1.35). The relatively greater importance it has for the EC can be partly attributed to the colonial bias in its trade with the United Kingdom.
The value of EC exports to Hong Kong grew steadily except for a slight regression in 1986. In terms of their ECU value they tripled in the 1980s.

The EC supplied some 11% of Hong Kong's 1986 imports, which is more than the USA but half as much as Japan. In fact, half of Hong Kong's 1986 imports came from the NICs. China played a major role there, while imports from the other three core NICs accounted for almost 17% (Table 1.53)

The EC trade deficit with Hong Kong grew steadily, except for a 1985 regression, to almost 1.68 billion ECU by 1987, with the EC exporting some three quarters of what it imports from there. **In 1988 the EC deficit remained at 1.64 billions** (Table 1.36) **with its exports now becoming almost 88% of its imports from there** (Table 1.39).
The USA trade deficit with Hong Kong peaked in 1985 at 8.3 billion ECU (Table 1.37) and it was around 5 billion in 1988, when its exports there were around 45% its imports (Table 1.40).
Japan on the other hand, ran an 8 billion ECU surplus with Hong Kong (Table 1.38)in 1988, exporting some 5.5 times as much as it imports from there (Table 1.41).

## SINGAPORE

**Singapore is the smallest exporter among the "four tigers" to the EC, USA and Japanese markets.**
During the 1980s the value of EC imports from Singapore, measured in ECU, tripled (Table 1.10). This is only half the increase of the value of USA imports from there (Table 1.12). The value of Japanese imports increased by about 84% (Table 1.14).

Traditionally, strong currency has forced Singapore exporters to compete on long-term quality rather than short-term price factors, but since 1984 they were also aided by exchange rate developments. In 1984 the Singapore dollar depreciated vis-a-vis the US dollar and appreciated in 1986 and 1987 although it fell vis-a-vis other currencies during these two years.
**Singapore's real effective exchange rate dropped after 1984 completing an almost 30% slide by 1988** (Table 1.3).

In 1986 the EC absorbed around a tenth of Singapore's exports, USA 23% and Japan some 8.5%. As much as 35% went to the NICs, some 10% to other core NICs and double as much to the "baby tigers" (Table 1.54).

**Singapore was overtaken by Korea in 1986 and Taiwan in 1987 in terms of importance as an EC export market** (Table 1.33). EC exports to Singapore increased up to 1985, fell by about 20% in 1986 and recovered to around three times as much as their 1979 level.

In 1986, the EC supplied around a tenth of Singapore's imports, USA around 15% and Japan 20%. The other NICs supplied as much as a third of its total imports (Table 1.53).

**Singapore is the only core NIC with which the EC always had a positive trade balance** which peaked in absolute terms at 1.2 billion ECU in 1985 and was halved in the next two years (Table 1.36).
The USA went into deficit with Singapore in 1984, but by 1988 it grew to almost 2.4 billion ECU (Table 1.37). The Japanese trade surplus with Singapore is about 5 billion ECU (Table 1.38), as it exports three and a half times as much as it import from there.

## KOREA

**Korean export performance in the 1980s was impressive**. Between 1979 and 1985 the ECU value of EC imports from Korea doubled (Table 1.10). In the next three years their increase accelerated, more than doubling again.
USA imports from Korea quadrupled in the 1979-84 period and continued growing more modestly since (Table 1.12). Japanese imports grew steadily in the 1980's by about four times (Table 1.14).
As a result, in 1988 Korea overtook Hong Kong becoming the second most important supplier of the EC among the four core NICs (Table 1.17).

Its currency follows a basket of currencies where the US dollar and the yen have the heavier weights. In 1987 it was appreciated by 6.7% vis-a-vis the US dollar but depreciated vis-a-vis the yen.
**From 1982 to 1987 Korea's real effective exchange rate slid by about 25%, only to increase slightly in 1988** (Table 1.3).

**Korea's most important export market is the USA, absorbing some 40% of the country's exports**. Even Japan is more important than the EC at 16% compared to 12%. Exports to other NICs account for some 11% (Table 1.54).

Korea had a very restrictive import regime and as a result it represented a very small part in the value of EC exports. The increase of its import absorption capacity as well as a gradual liberalisation of its import regime led to a **considerable increase in its relative importance among EC export markets**.
Indeed, the ECU value of EC exports to Korea more than tripled in the 1980s. In fact EC exports there increased slightly quicker than USA and Japanese exports there.
Korea represented a mere 0.2% of the value of EC exports in 1970, but this share tripled during the 1970s. In 1980 Korea's share fell again to 0.4% and increased gradually in the first half of the 1980s to some 0.7% in 1985. Since then the increase accelerated reaching a 1.1% share in 1988.
South Korea's importance as an export market is about three times greater for the USA (3.4% in 1988) and even greater for Japan (5.8% in 1988).

In 1986 the EC supplied a tenth of Korea's imports, the USA double as much and Japan around a third of its total imports. The NICs also supplied around a tenth of Korea's imports (Table 1.53).

**The EC trade deficit with South Korea** appeared in the early 1970's and increased to **more than 3 billion ECU in 1988** (Table 1.36). The USA trade deficit with Korea is three times as large. The Japanese trade surplus on the other hand peaked in 1986 at 5 billion ECU and was limited to the size of the EC trade deficit by 1988.

## TAIWAN

**Taiwan is the most dynamic exporter of the four.** The ECU value of EC imports from Taiwan increased by 474% in the 1980s (Table 1.10). Similar increases took place in the USA and Japanese imports from there. As a result, **Taiwan became in 1987 the most important EC supplier among the four core NICs** supplying 2.1% of the value of its 1988 imports compared to a 0.2% in 1970 (Table 1.17).

What is even more important is that this remarkable export performance took place against real effective exchange rates that only fell slightly (11% maximum drop in 1986) and fully recuperated in 1988 (Table 1.3).

**Taiwan became in 1988 the second most important EC export market among the four NICs** (Table 1.33).
The share of EC exports to Taiwan experienced a similar evolution as those to Korea: starting from 0.2% in 1970 it grew to 1.2% by 1988. Their share grew quickest in the second half of the 1980s (from a 0.5% in 1985) as the result of a growing demand for imports that increasingly translated into import orders as a result of an import regime that is gradually liberalising.
The share Taiwan in the value of USA and Japanese exports is comparatively greater, some 3% and 5.4% respectively in 1988, but it grew at a slower pace in the second half of the 1980s.
Indeed, the ECU value of EC exports to Taiwan increased by as much as 5 times in the 1980s which is more than the rise of the USA and Japanese exports there.

**The EC's 1988 trade deficit with the Taiwan was almost 4 billion ECU, half its overall deficit with the four tigers** (Table 1.36). The EC exports some 60% of what it imports from there.
The USA trade deficit with Taiwan was more than 14.4 billion ECU in 1988, having peaked at 17.4 billion in 1985 (Table 1.37).
Japan on the other hand runs an increasing trade surplus with Taiwan that reached 4.7 billion ECU in 1988 (Table 1.38).

## C. NICsII: TRADE WITH THE EMERGING NICs

The second wave of the NICs is a far less homogeneous group, comprised of three distinctly different types of NICs from three different geographical regions. The EC's relations with each of the three groups is also varying. Despite these differences, it is worth drawing attention to some aspects of the group as a whole, compared to the core NICs that happen to be at a different stage of industrialisation.

Although the "four tigers" have attracted more attention with their meteoric rise in the world trade scene, the second wave of industrialising LDCs is a relatively bigger trade partner for the Community. While in 1988 the four core NICs accounted for 6.8% of the EC imports, the second wave of NICs accounted for 9.1% (Table 1.17). Similarly, while the four NICs attracted 5% of the EC exports the second wave attracted 7.3% (Table 1.33).
This greater relative importance for the second wave of the NICs is particular to the EC.
For the USA the core NICs are a more important supplier accounting for 14.4% of their total imports compared to 10.9% of the NICsII (Table 1.18). On the other hand the second wave is a more important USA export market than the four core NICs (Table 1.34).

For Japan the four NICs are more important as overall trade partners. While Japan received some 13.6% of their 1988 imports from core NICs, the NICsII represent 8.4% (Table 1.19). When it comes to Japanese exports the difference is quite spectacular, with the four core NICs absorbing in 1988 more than three and a half times the share of Japanese exports to the second wave of NICs (Table 1.35).

What is important to note is that the second wave of the NICs has not yet reached the dynamism of the core NICs. As a result the relative importance between them still shifts in favour of the four core NICs.
Indeed, while the share of the second wave of NICs in the imports of EC, USA and Japan increased over the last two decades, their performance is very modest compared to that of the core NICs. To give a measure of the developments over this period it suffices to say that the core NICs' share of EC imports in 1970 was about a fifth that of the second wave NICs.
When it comes to the relative importance of the two groups in the EC exports the comparison is even more favourable for the four core NICs. Indeed, while the "four tigers" share of total EC exports increased by about 150%, that of the second wave of NICs actually shrank. The clearly more dynamic nature of the four NICs as export markets is also demonstrable with regards to USA and Japanese exports, albeit in less stark a contrast.

In 1988 the EC ran a trade deficit with the NICsII which is about the size of that run with the four core NICs. The USA trade deficit with the NICsII is some 42% of its trade deficit with the core NICs. Japan runs a small trade deficit with the NICsII, contrasting to the huge trade surplus it has with the core NICs.

The particular features of EC bilateral trade with the three groups that compose the second wave of industrialisation in the developing world will be now assessed separately.

| NICsII % SHARE OF TOTAL IMPORTS OF: | | | | NICsII % SHARE OF TOTAL EXPORTS OF: | | |
|---|---|---|---|---|---|---|
| | 1970 | 1980 | 1988 | 1970 | 1980 | 1988 |
| EC | 7.3 | 6.3 | 9.1 | 9.6 | 8.1 | 7.3 |
| USA | 8.0 | 9.8 | 10.9 | 10.7 | 13.3 | 11.5 |
| Japan | 6.9 | 6.8 | 8.4 | 6.9 | 7.2 | 5.2 |

## C1. EC-NICsIIA: A TRADE RELATIONSHIP THAT HAS YET TO BE DEVELOPED

**Malaysia**, the **Philippines** and **Thailand**, (NICsIIA) have tried to duplicate the NICs industrialisation with different levels of success so far. The EC's trade with these three countries is not sizeable and it does not have the dynamism of the relationship with the core NICs.

The share of the three second wave NICs in the EC imports almost doubled since 1970 to some 1.9% in 1988. Their share increased more steadily since 1985 when it was still 1.5% (Table 1.17).
USA imports from there were at a similar level representing 2.2% of its total imports in 1988 (Table 1.18).
Japan, on the other hand, has much closer trade ties with them and in 1988 they supplied 5.1% of the Japanese imports (Table 1.19).

A third of the NICsIIA 1986 exports went to other NICs, two-thirds of it to the core NICs. The EC absorbed 17.5% of their exports which is little less than their shares in the USA and Japanese markets (Table 1.54).

The Asian second wave NICs only accounted for 1.2% of the 1988 EC exports. Their share did not develop during the last two decades (Table 1.33).
They absorbed some 1.8% of the 1988 USA exports (Table 1.34), and 3.7% of the Japanese exports (Table 1.35).

As much as 29% of the NICsIIA 1986 imports came from the other NICs, two-thirds of it from the core NICs. The NICs are also the most dynamic suppliers having almost doubled their share since 1970. The EC on the other hand supplied in 1986 some 14%, but its share is on the decline from as much as a fifth in 1970. Japan supplied around a quarter of their imports. (Table 1.53)

The EC has a consistently negative trade balance with the three "baby tigers" which reached 3 billion ECU in 1988 (Table 1.36). It is in fact interesting to note that the Community's trade relationship with the "baby tigers" is more unbalanced than that with the core NICs: while the Community exported in 1988 some 56% its imports from there, the corresponding percentage with the core NICs was 74% (Table 1.39).
The USA trade deficit was almost 4 billion ECU in 1988 (Table 1.37). Japan had a negative trade balance with them during the 1984-7 period and developed a modest surplus of half a billion ECU in 1988 (Table 1.38).

| NICsIIA % SHARE OF TOTAL IMPORTS OF: | | | | NICsIIA % SHARE OF TOTAL EXPORTS OF: | | |
|---|---|---|---|---|---|---|
| | 1970 | 1980 | 1988 | 1970 | 1980 | 1988 |
| EC | 1.0 | 1.4 | 1.9 | 1.3 | 1.0 | 1.2 |
| USA | 2.1 | 2.1 | 2.2 | 1.3 | 2.0 | 1.8 |
| Japan | 3.8 | 4.6 | 5.1 | 4.6 | 4.3 | 3.7 |

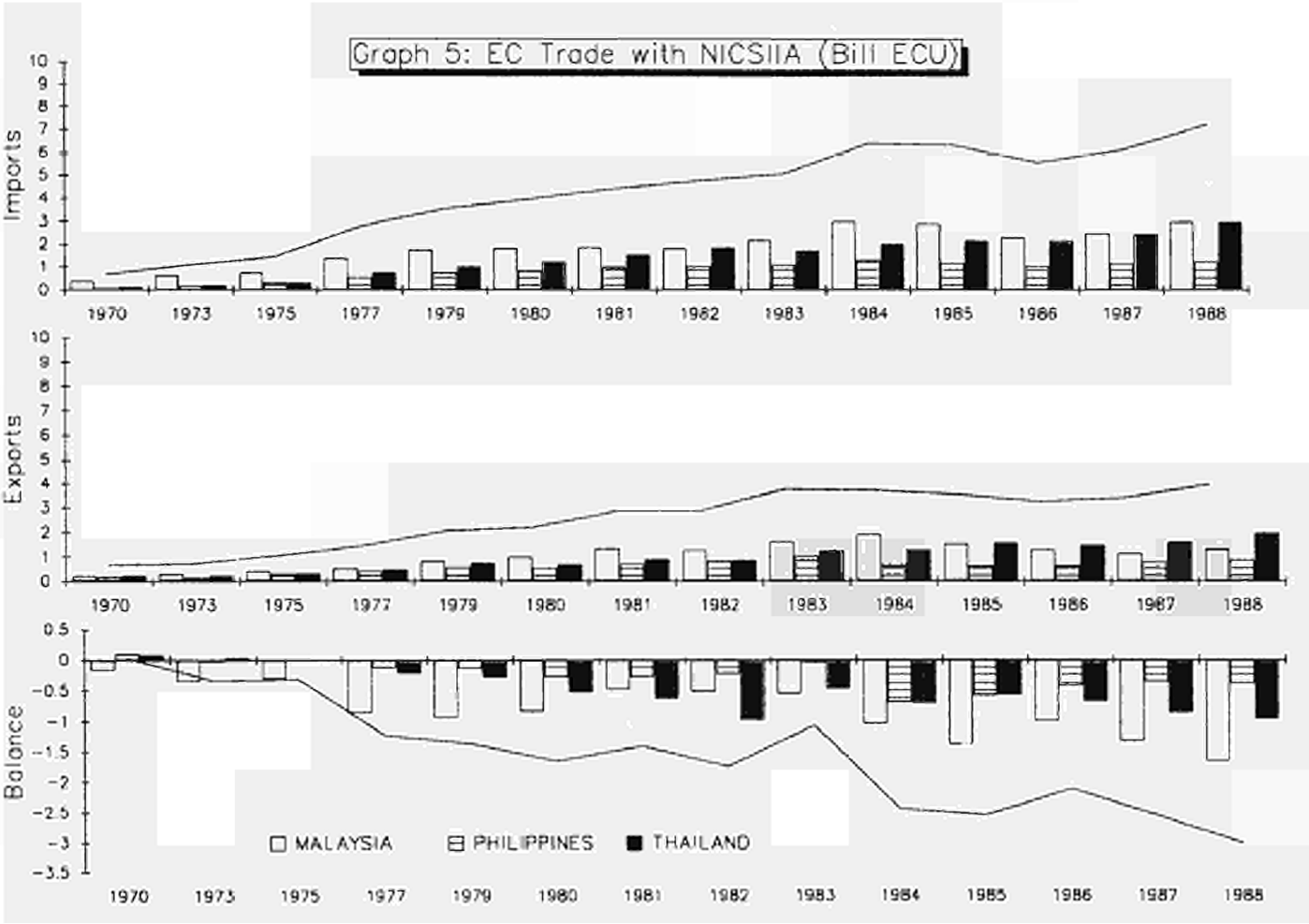
Graph 5: EC Trade with NICSIIA (Bill ECU)
Imports
Exports
Balance
MALAYSIA
PHILIPPINES
THAILAND
1970
1973
1975
1977
1979
1980
1981
1982
1983
1984
1985
1986
1987
1988

## MALAYSIA

Malaysia supplied 0.8% of the total 1988 EC imports. It used to be the largest NICsIIA supplier of the EC, but Thailand took over in the late 1980's (Table 1.17).
Malaysia has the same share in the USA market (Table 1.18). While Malaysia supplied some 3.2% of the Japanese imports in the mid 1980's, its share fell in 1988 to its previous levels, that is some 2.5% (Table 1.19).

The evolution of EC imports from Malaysia had a very uneven pattern. In the 1970s their value quadrupled. They stagnated in the 1980-82 period, increased in 1983-4, fell in 1985-6 and increased in 1987-8 (Table 1.10).
The ECU value of USA imports from Malaysia increased up to 1984, fell for two years and started recovering in the last two (Table 1.12).
The value of Japanese imports from Malaysia increased drastically in 1983 and fell equally in 1986 (Table 1.14).

The mid-1980s crisis of its export sector thus affected its performance in all three directions. These impediments were not only due to the falling commodities prices and the supply and demand limitations in the expansion of its export sectors, but also to a considerable increase of its real effective exchange rate which between the early 1980s and 1984 appreciated by around 20%. Subsequent recovery was aided by a sharp devaluation of up to 67% by 1988 (Table 1.3).

In the mid-1980s the EC absorbed almost 15% of Malaysia's exports. A decade earlier it used to absorb a quarter of Malaysia's exports. This fall in the share may very well reflect the effects of decolonisation.
The USA overtook the EC as an export market in 1986, jumping from a 13% to 16.6%.
Japan absorbs a comparably big share, representing in 1986 some 22.5% of Malaysia's exports.
What is a particularly important export market however is the other NICs, whose share varied between a third of Malaysia's total imports to over 40%. The bulk of these exports go to the core NICs with the rest mostly being directed to other Asian NICs. (Table 1.54)

**EC exports to Malaysia** peaked in 1984, fell subsequently and only started recovering in 1988. In 1988 it absorbed 0.4% of the value of EC exports, which is the same share as in 1970 (Table 1.33).
Although USA (Table 1.34) and Japanese (Table 1.35) exports there generally increased more, they followed the same pattern.

The EC lost its importance as a supplier of Malaysia during the 1970s, from 23% down to around 14%. As in the case of Malaysian exports, this should mostly be attributed to the changing wider political environment after decolonisation.
At the same time the 8.5% 1970 USA share went up to 15% in 1979 and 18.8% by 1986.
Malaysia's increasingly important suppliers are the "four tigers" which supplied in 1986 22% of its imports, double its 1970 share. Japan, that was supplying a quarter in 1984, now supplies a fifth. (Table 1.53)

Malaysia enjoys a healthy trade surplus with the rest of the world.
**The EC trade deficit with Malaysia mounted in 1988 to more than 1.6 billion ECU** (Table 1.36) which is slightly greater than the USA deficit (Table 1.37) and the **considerable Japanese deficit** of almost 1.4 billion, which had a 1985 peak of almost 2.8 billion ECU (Table 1.38).

## PHILIPPINES

The Philippines is the smallest NICsIIA supplier of the EC, representing a mere 0.3% of its total imports (Table 1.17). Its share is double in the USA (Table 1.18) and more than triple in the Japanese import market (Table 1.19).

The ECU value of EC imports from the Philippines peaked in 1984, fell for the next two years and started recovering in 1987 and 1988 (Table 1.10).
USA imports also peaked in 1984 and their recovery only started in 1988 (Table 1.12).
Japanese imports increased moderately up to 1984 and only started recovering from the subsequent fall in 1988 (Table 1.14).
Philippines' mid-1980s problems in export performance relate to political and economic impasses. Its real effective exchange rate appreciated in the 1983-5 years by about 17%. In 1986 it fell by more than 20% and remained there, which has helped recovery (Table 1.3).

The USA is Philippines' most important export market, absorbing almost 36% of its 1986 exports.
The EC's relative importance increased in the 1970s but subsequently fell to some 16% in 1985.
Japan's relative importance as an export market fell drastically from almost 40% in 1970 to almost 18% in 1986. In the 1980s the NICs emerged as an important outlet for Philippino exports, absorbing almost a fifth of its exports in the mid-1980s. Half of it went to the core NICs, and from a quarter to the other the two other Asian NICs groupings. (Table 1.54)

The Philippines import absorption capacity was seriously affected in the mid-1980's by its economic and political crisis. The value of EC exports to the Philippines fell in 1984, stagnated for three years and only started increasing again in 1987 and 1988. The relative importance of the Philippines in the EC exports followed the same pattern. The same happened in Japanese imports while the relative importance of the Philippines in USA exports did not even show signs of a recovery yet.

Since the mid-1980s the NICs became the Philippines' main suppliers, supplying almost 30% of its imports. Their dynamic presence was most noticeable in the 1980s. Almost two thirds of it come from the core NICs.
The USA provide around a quarter of Philippines' imports.
Japanese presence in the Philippines' market decreased drastically from some 30% in 1970 to as low as 17% in 1986.
The EC provided some 11% of the value of Philippines' imports in 1986, compared to 16% in 1970. (Table 1.53)

The Philippines tried to address their external finance problems with a positive trade balance. Aided by weak import demand, this strategy goes some way with the DCs, but the Philippines run a consistent trade deficit with the other NICs.
The EC trade deficit with the Philippines in 1988 was some 386 million ECU (Table 1.36) compared to 924 million ECU of the USA (Table 1.37). Interestingly enough, even Japan had a 146 million ECU deficit with the Philippines (Table 1.38).

## THAILAND

The share of Thailand in the EC imports increased steadily since 1985 catching up with the 0.8% of Malaysia in 1988 (Table 1.17). Thailand's share of the EC imports is slightly more than that of the USA (0.7%) and half as much as that of Japanese imports (1.5%).

The ECU value of the EC imports from Thailand increased steadily except for two small regressions in 1983 and 1986 (Table 1.10). The ECU value of USA imports from Thailand increased dramatically up to more than six times in the 1980s (Table 1.12). The modest increase in the ECU value of Japanese imports from Thailand accelerated significantly in 1988 (Table 1.14).

The EC absorbs around a fifth of Thailand's exports.
The USA's share increased from 11% in 1979 to 18% in 1986. Japan used to absorb around a quarter of Thailand's exports in the 1970s, but its share fell to 14% in 1986. Other Asian NICs, mostly the core ones, absorb more than a quarter of Thailand's exports. (Table 1.54)

Thailand's importance in the EC exports increased by about half to some 0.6% of the total value in 1988 (Table 1.33). This reflects a steady increase on the ECU value of the EC imports from Thailand, except for a slight regression in 1986. The same pattern can be observed with regards to the USA (Table 1.34) and Japanese (Table 1.35) exports there, except that the latest increases are more pronounced for the Japanese exports.

Up to 1984 the EC's share of Thailand imports was shrinking from a position of 22.6% in 1970. In 1986 the EC provided 15% of its imports.
Japan remains a major supplier of Thailand accounting for around a quarter of its imports although it accounted for around a third in the 1970s. The other Asian NICs emerged as another major source of imports accounting for around a quarter of Thailand's imports, from about a tenth in 1970.
The USA supplied in 1986 some 14% of Thailand's imports, a percentage that did not vary significantly over the years. (Table 1.53)

The EC developed in the late 1970's a trade deficit with Thailand which in 1988 came close to a billion ECU (Table 1.36) with the Community exporting there a bit less than two thirds of what it imports (Table 1.39). The USA trade deficit with Thailand appeared in the early 1980's but it reached in 1988 a billion and half ECU (Table 1.37). Japan's trade surplus with Thailand reached in 1988 two billion ECU (Table 1.38).

## C2. EC-NICSIIM: A PRIVILEGED TRADE RELATIONSHIP

The EC has a special relationship with the Mediterranean NICs (NICsIIM: **Israel**, **Turkey** and **Yugoslavia**), that is expressed in preferential agreements that do not exist with the other NICs. These preferences translate into a considerably smaller tariff burden on the EC imports from there compared to imports from the other NICs, as it was illustrated in the introductory part of this study. This link materialises in an intensified trade relationship between the EC and this group of NICs.

The Mediterranean NICs accounted in 1988 for 3.5% of the value of the EC total imports. The region's relative importance in the EC imports increased since 1982 when it was at 2% (Table 1.17).
For the USA and Japanese markets the Mediterranean NICs relative importance is much smaller, at 1.1% and 0.6% respectively in 1988. In both cases this share is on the increase, since 1982 in the case of USA imports and 1985 in the case of Japanese imports.

Some 4.3% of the 1988 value of the EC exports went to the Mediterranean NICs. This share fluctuated at lower levels than the 5% region of the early 1970's (Table 1.33).
The Mediterranean NICs absorbed 1.4% of the 1988 value of USA exports (Table 1.34) and 0.3% of the Japanese ones (Table 1.35), by far the smallest export market among NICs regions. In both cases this share is smaller than in the first half of the 1970s.

The Mediterranean NICs are the group with which the EC always had the largest trade surplus. In 1988 it was more than a 1.8 billion ECU, peaking at 3.8 billion in 1986 (Table 1.36).
The trade inbalance was at its height in 1977 when the EC exported more than double of what it imported from there. This moderates gradually to the point that the Community exported around 15% more than its imports in 1988.
The USA trade with the Mediterranean NICs turned into a deficit since 1986 whose size in the region of half a billion ECU (Table 1.37).
The modest Japanese trade surplus with the Mediterranean NICs turned into a small deficit in 1988 (Table 1.38).

| NICsIIM % SHARE OF TOTAL IMPORTS OF: | | | | NICsIIM % SHARE OF TOTAL EXPORTS OF: | | |
|---|---|---|---|---|---|---|
| | 1970 | 1980 | 1988 | 1970 | 1980 | 1988 |
| EC | 2.2 | 1.7 | 3.5 | 4.8 | 3.5 | 4.3 |
| USA | 0.7 | 0.6 | 1.1 | 2.4 | 1.2 | 1.4 |
| Japan | 0.3 | 0.2 | 0.6 | 0.3 | 0.3 | 0.3 |

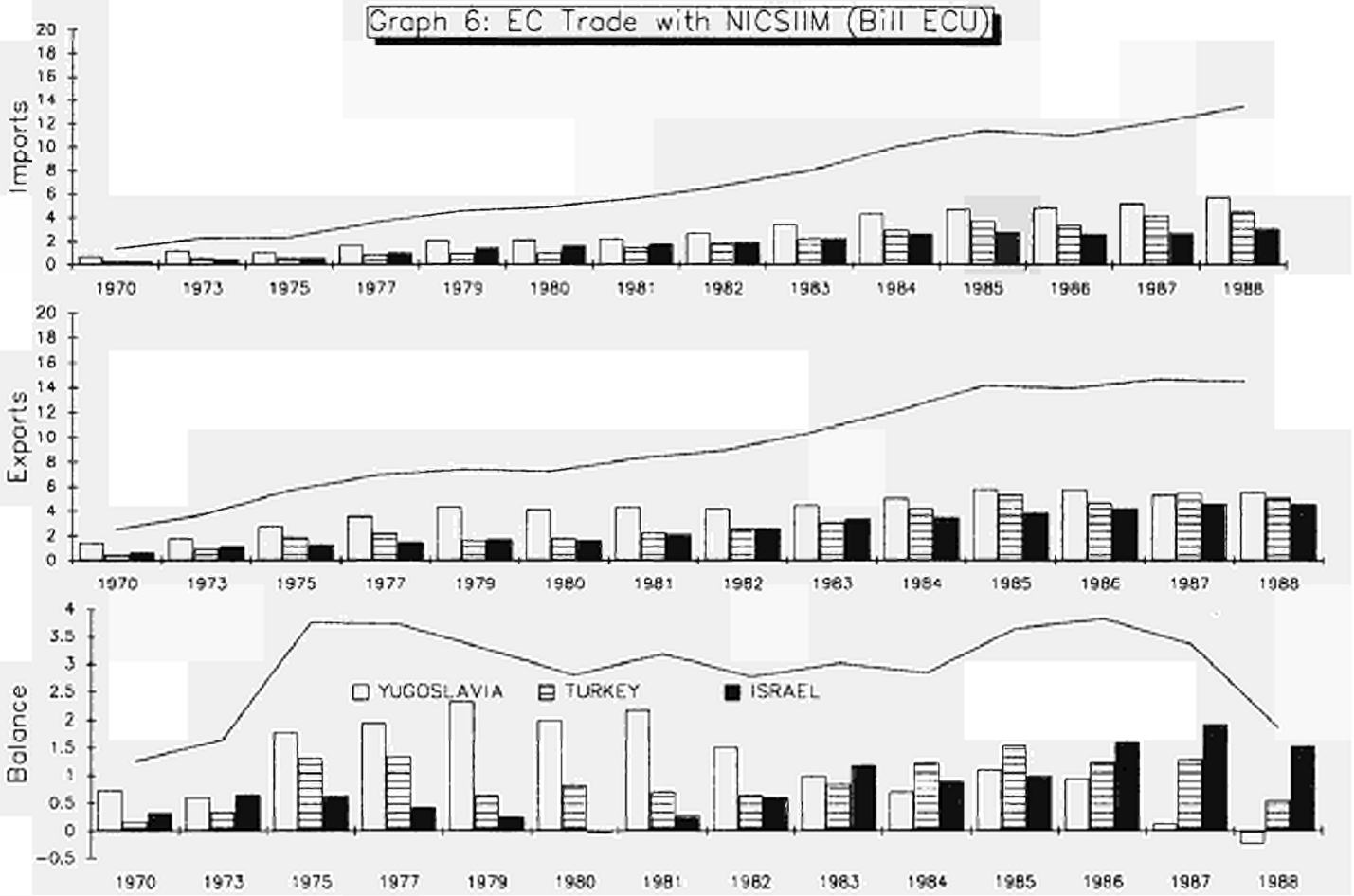
Graph 6: EC Trade with NICSIIM (Bill ECU)
Imports
Exports
Balance
YUGOSLAVIA
TURKEY
ISRAEL
1970
1973
1975
1977
1979
1980
1981
1982
1983
1984
1985
1986
1987
1988

## ISRAEL

Israel is a relatively small supplier for the EC, accounting for 0.8% of the value of its 1988 imports. Its share grew slowly from a 0.5% in 1970 (Table 1.17). The value of EC imports from Israel doubled in the 1980s (Table 1.10).
For the USA it accounted for 0.6% of its 1988 imports (Table 1.18) effectively doubling its share in the 1980s.
Israel supplies a mere 0.3% of Japan's imports (Table 1.19) its share tripling since 1970.

The EC and the USA are Israel's most important export markets each absorbing, in 1986 around 30% of its exports. The other NICs absorbed 7.4% of its exports and Japan and the developing countries some 4.5% each. During the 1980s the share of Israeli exports going to the USA increased while that to the EC decreased. (Table 1.54)

Israel's real effective exchange rate increased by about 22% in the 1980-3 period. In the 1984-7 period it lost around 19.5%. Subsequently, in 1988 alone it increased by about 9%. (Table 1.3)

Israel accounted in 1988 for 1.3% of the value of EC exports (Table 1.33).
Israel absorbed in 1988 0.8% of the total value of USA exports (Table 1.34). For Japan Israel is a negligible export market, barely accounting for 0.1% of the value of its 1988 exports (Table 1.35).

The EC and the USA are Israel's most important suppliers. The EC's share increases accounting for more than half of Israel's imports in 1986. The USA supplies around a fifth. Imports from Japan and the other NICs are around 3%. (Table 1.53)

The EC has a trade surplus with Israel that reached some 1.9 billion ECU in 1987, falling to 1.5 billion the next year (Table 1.36).
The USA trade surplus with Israel turned into a deficit in the order of a half a billion ECU since 1985 (Table 1.37). Japan's small trade deficit with Israel increased to 222 million ECU in 1988 (Table 1.38).

## TURKEY

Turkey's external trade was deeply affected by the 1980s shift towards greater outward orientation. This was facilitated by a continuous slide of its real effective exchange rate, by some 35% in total for the 1980-88 period (Table 1.3).

During the 1980s, and especially in the second half, the EC imports from Turkey grew quicker than the imports from any other NICs (Table 1.10). As a result, its 0.6% share of the value of the 1983 EC imports, doubled within the next four years to 1.2% which is its 1988 position (Table 1.17).
Turkey's share of the USA and Japanese imports is negligible, some 0.2% (Table 1.18) and 0.1% (Table 1.19) respectively for 1988.

The EC is Turkey's main export market. In the 1970s it absorbed half its exports. In the beginning of the 1980s this share fell to around a third but it is increasing again. The early 1980s fall of the EC share was due to an increased emphasis on exports to the developing countries, whose share of the Turkey's exports reached almost 46% in 1983 only to go to 35% by 1986. (Table 1.54)

In 1988 Turkey absorbed 1.4% of the value of EC exports, which makes it one of the more important NICs markets. It relative importance fell from a 1.6% level in 1975 to half as much in 1981 and recovered since to the same level in 1987 (Table 1.33).
Turkey's importance as an export market is very small for the USA and Japan, accounting in 1988 for 0.5% (Table 1.34) and 0.1% (Table 1.35) respectively of the value of their exports.

The EC is in fact Turkey's main supplier as well as export market, accounting for some 41% in 1986. Turkey imported some 19% of its imports from the developing countries and 10% from the USA. Imports from Japan and the other NICs are negligible. (Table 1.53)

The EC has a positive trade balance with Turkey which peaked at more than one and a half billion ECU in 1985 and was a bit more than half a billion ECU in 1988 (Table 1.36).
The USA enjoyed in 1988 a trade surplus of 397 million (Table 1.37) and Japan of 159 million ECU (Table 1.38). In both cases they are moving towards balancing out.

## YUGOSLAVIA

**Yugoslavia is EC's most important supplier among the Mediterranean NICs**, accounting for 1.5% of the value of the 1988 EC imports. In 1973 its share was 1.4% but it subsequently shrank to 0.7% in 1980. From 1981 onwards it started increasing again (Table 1.17).
Yugoslavia's importance as a supplier of the USA and Japan is negligible.

For Yugoslavia the EC is a very important market, absorbing a quarter of its exports in 1986. Its importance used to be more pronounced in the 1970s, absorbing in 1970 some 40% of the Yugoslavian exports.
The USA, Japan and the other NICs are negligible export markets. (Table 1.54)
On the other hand the COMECON economies are Yugoslavia's most important export markets, accounting alone for a third of its external trade (Artisien, 1989).

With the exception of 1987 **Yugoslavia is the most important EC export market among the Mediterranean NICs.**
Yugoslavia's importance as an EC export market decreased up to 1984 from 2.6% in 1970 to 1.4%. It subsequently increased slightly to some 1.6% in 1988 (Table 1.33).
For the USA and Japan on the other hand, Yugoslavia is a negligible export market.

The EC supplies a third of Yugoslavia's imports, while in 1970 it supplied almost half of it (Table 1.53). The COMECON economies provide another third.

The EC's trade balance with Yugoslavia has always been positive. The size of this surplus peaked in 1979 at over 2.3 billion ECU but it was later cut and eventually turned in 1988 into a quarter of a billion ECU deficit (Table 1.36).
USA's positive trade balance with Yugoslavia turned into a deficit in the mid-1980s which climbed to a third of a billion ECU by 1987 (Table 1.37).
Japan's minimal trade surplus with Yugoslavia also turned to a small deficit in 1988 (Table 1.38).

## C3. EC - NICSIILA: AN IMPORTANT TRADE RELATIONSHIP FACING PROBLEMS

In 1988 the **Latin American NICs** (NICsIILA: **Argentina, Brazil** and **Mexico**) accounted for almost a fifth of the value (19.2%) of EC imports from the NICs, which is just over the Mediterranean NICs share (18.6%) and a bit more than the third wave NICs share (16.3%). The four core NICs alone supplied more, at 36% (Table 1.43).
Apart from 1979-80, they were the biggest EC suppliers up to 1985, when they accounted for 31.5% of the value of EC imports from the NICs compared to 24.7% of the core NICs.
Indeed, up to 1985 EC imports from the Latin American NICs grew quicker than imports from any other NICs regions. In 1986 they fell by as much as 37%, remaining stable in 1987 and only starting recovery in 1988, while imports from all other regions (except a modest regression of imports from the NICsIIA in 1986) continued growing (Table 1.10).

USA imports from the Latin American NICs also experienced a dramatic drop in 1986.
The Latin American NICs have a more prominent position in the USA imports, accounting for 26.4% of the value of the 1988 USA imports from the NICs. Due to greater penetration of the core NICs exports to the USA market, their share was smaller already from the early 1970s. In fact the Latin American share in the USA imports from the NICs shrank in the 1970s from a position of 36.5% in 1970, peaked up in 1979-80 and continued falling since (Table 1.44).

The drop in the value of the Japanese imports from the Latin American NICs took place in 1985.
The Latin American NICs are considerably smaller suppliers of the Japanese market that any of the three Asian NICs regions. Moreover, apart from a modest increase in the early 1980s, their 1970 share was virtually halved by 1987 to 8.1% of the value of Japanese imports from the NICs (Table 1.45).

For the Latin American NICs the EC market represents their second most important outlet, absorbing a fifth of their exports in the mid-1980s. Up to the mid 1970s the EC used to be the major Latin American NICs export market; absorbing in 1970 more than a third of the value of their exports. Its share shrank and by 1979 the USA had become relatively more important. By 1986 the USA was the market for some 46% of the Latin American NICs. The NICs absorbed a tenth of their exports, half of it between them and most of the rest to the third wave of the NICs. Japan is a small export market, accounting for some 6.2% in 1986. (Table 1.54)

Up to 1981 the Latin American NICs absorbed around a quarter of the value of the EC exports to the NICs, the most important NICs regional export market with the Mediterranean NICs. In the following years their share shrank to as low as 11.5% by 1988, making them only more important an export market than the NICsIIA (Table 1.46).
The Latin American NICs absorb more than a third of the USA exports to the NICs. In 1981 they absorbed as much as 45% of the USA exports to the NICs (Table 1.47).
In the 1970s the Latin American NICs absorbed around a tenth of the value of Japanese exports to the NICs. In the 1980s their share shrank to the 4% region (Table 1.48).

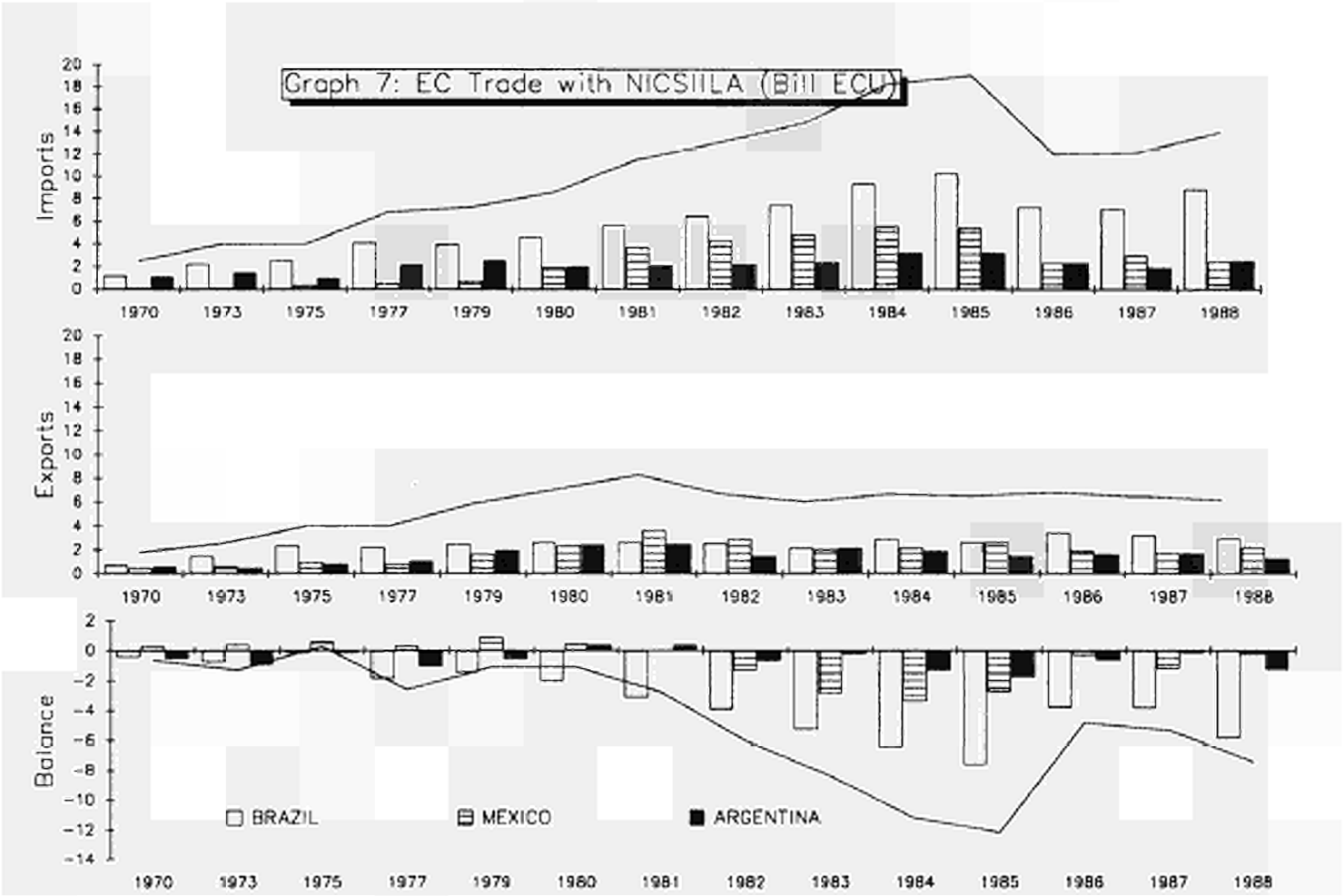
Graph 7: EC Trade with NICS/ILA (Bill ECU)
Imports
Exports
Balance
BRAZIL
MEXICO
ARGENTINA
1970
1973
1975
1977
1979
1980
1981
1982
1983
1984
1985
1986
1987
1988

The USA is the most important supplier of the Latin American NICs, supplying in 1986 35% of their total imports. The EC's share after suffering from a severe reduction in the early 1980s, reaching some 14%, climbed back to more than a fifth of the value of their total imports in 1986. Around a tenth comes from the NICs, more than two thirds of it between them. (Table 1.53)

The Latin American NICs try to address their huge debt problem through positive trade balances.
In fact, the Community's least balanced trade relationship is with the Latin American NICs. This trade imbalance increased spectacularly in the first half of the 1980's reaching a state in 1985 when the Community exports there were about a third its imports from there. This trade deficit moderated slightly in 1986 and 1987 at around the NICsIIA levels, but in 1988 the gap between imports and exports started opening again.
The EC trade deficit with the Latin American NICs went over 12 billion ECU in 1985 and although it fell drastically in 1986 continued mounting again to some 7.4 billion ECU in 1988 (Table 1.36).
The USA trade deficit vis-a-vis Latin America appeared in 1982, peaked at almost 16 billion ECU in 1984 and it was 8.5 billion ECU in 1988 (Table 1.37).
Japan's trade deficit with the region also appeared in 1982, peaked at almost 3.6 billion ECU in 1984 and was over 1.6 billion ECU in 1988 (Table 1.38).

| NICsIILA % SHARE OF TOTAL IMPORTS OF: | | | | NICsIILA % SHARE OF TOTAL EXPORTS OF: | | |
|---|---|---|---|---|---|---|
| | 1970 | 1980 | 1988 | 1970 | 1980 | 1988 |
| EC | 4.0 | 3.1 | 3.6 | 3.4 | 3.5 | 1.8 |
| USA | 5.1 | 6.9 | 7.6 | 6.9 | 10.0 | 8.2 |
| Japan | 2.7 | 1.9 | 2.7 | 1.8 | 2.5 | 1.1 |

## ARGENTINA

The evolution of the value of EC imports from Argentina was the worst among LDCs. Although during the 1970s they doubled, in 1988 they were at their level of a decade earlier (Table 1.10). It is not surprising thus, that from a position of primacy in 1970 (1.8% of the value of total EC imports) Argentina found itself in the late 1980s to be one of the smallest EC suppliers among NICs, accounting for a mere 0.7% of the value of the 1988 EC imports (Table 1.17).
Argentina accounts for a smaller share of the USA and Japanese imports and in both cases its importance shrank over the last two decades. For USA it varied between 0.4% in 1970 and 0.3% in 1988 (Table 1.18). For Japan it varied between 0.8% in 1970 and a mere 0.2% in 1988 (Table 1.19).

In 1970 the EC absorbed more than half the exports of Argentina. In the 1980s the EC's share of Argentina's exports fell to a quarter.
The USA is of relatively small importance as an export market, absorbing around a tenth of Argentina's exports. Japan accounts for about half this share. The NICs, mostly the other Latin American ones, and developing countries have proved to be more dynamic export outlets, each absorbing a fifth of Argentina's exports in 1986. (Table 1.54)

This poor performance took place against a falling real effective exchange rate throughout the 1980s, with the exception of 1984 and 1988. In fact, between 1980 and 1988 the real effective exchange rate was virtually halved (Table 1.30).

Argentina's import absorption capacity fared even worse during the 1980s. Although the value of EC exports to Argentina more than tripled in the 1970s, their 1988 size was less than two thirds that of 1979 (Table 1.20). As a result, while in 1980 Argentina absorbed 1.1% of the value of EC exports, in 1988 it absorbed a mere 0.4% (Table 1.33).
USA and Japanese exports to Argentina fared as badly. While in 1980 Argentina also accounted for 1.1% of the value of USA exports, in 1988 it absorbed as little as 0.3% (Table 1.34). Argentina's share of the Japanese imports fell even more drastically from 0.7% in 1980 to 0.1% in 1988 (Table 1.35).

The EC is a major supplier for Argentina, accounting for between a third and a quarter of its imports. The USA, which supplied a quarter of Argentina's 1970 imports, accounted for some 17% in 1986. Once more the NICs and the developing countries became increasingly important suppliers accounting for 19% and 18% respectively of the value of Argentina's imports in 1986. (Table 1.53)

The cut in Argentina's demand for imports characterised the evolution of its trade balance.
The EC's trade balance with Argentina has always been negative except for 1980 and 1981. The size of this trade deficit peaked at almost 1.75 billion ECU in 1985, fell in the next two years and increased again to some 1.3 billion in 1988 (Table 1.36).
The USA and Japan developed small trade deficits with Argentina after 1984 and 1982 respectively.

## BRAZIL

**Brazil is the biggest supplier of the EC market among the NICs**, accounting for 2.3% of the EC imports in 1988. The value of the 1988 EC imports from there is three times as much as those from Argentina. Brazil's share of the EC imports peaked at 2.5% in 1985, fell to 2.1% for 1986-7 and increased again in 1988 (Table 1.17).
Brazil accounted for 2.1% of the 1988 USA imports, having peaked at 2.4% in 1984 (table 1.18).
Brazil provided in 1988 1.6% of the value of Japanese imports (Table 1.19).

The EC and USA are the most important Brazilian export markets. The EC absorbed as much as 40% of the value of Brazilian exports in 1970, but its share fell to almost a quarter in the mid-1980s.
The USA, which used to absorb a quarter in 1970, fell to 18% in 1981, but its share subsequently increased to overtake the EC one.
Since 1975 the developing countries absorb almost a fifth of the value of the Brazilian exports.
Other NICs absorbed in the mid-1980s double as much as Japan does. (Table 1.54)

Brazil's real effective exchange rate increased by about 25% between 1980 and 1982, slid by about 35% until 1987 and increased by about 9% in 1988 (Table 1.3).

Brazil's importance as an export market fell considerably since the mid-1970s. In 1988 Brazil absorbed 0.9% of the total value of EC exports. In 1975 its share was as high as 2% but it slid except for a 1986 increase (Table 1.33).
The evolution of Brazil's share in the USA exports followed the same pattern although its overall decrease was bigger. Indeed, from accounting for 2.8% of the value of USA exports, Brazil absorbed in 1988 some 1.3% (Table 1.34).
Similarly, while in 1975 Brazil absorbed 1.6% of the value of Japanese exports, its 1988 share was limited to a mere 0.3% (Table 1.35).

Since the mid-1970s Brazil's most important suppliers are the developing countries, whose share peaked at more than 46% in the early 1980s. This is mostly due to oil imports.

The EC and the USA have a similar weight as Brazil's suppliers which fell from about a third each in 1970 to 12.5% and 15.5% respectively in 1983. In 1986 they both supplied some 22% of Brazil's imports (Table 1.53).

The EC's deficit vis-a-vis Brazil increased to the point of its imports being four times as large as its exports in 1985 (Table 1.39). This has a lot to do with the mounting debt problems that reduced imports from there. In fact since the late 1970s **Brazil represents the greatest EC trade deficit with any single NIC**. In 1988 the size of this deficit was some 5.85 billion ECU, having peaked at 7.65 billion ECU in 1985 (Table 1.36).
The USA trade deficit with Brazil appeared in 1981 and by 1988 it approached 5 billion ECU (Table 1.37). In 1988 the Japanese trade deficit with Brazil was more than 1.6 billion ECU (Table 1.38).

## MEXICO

In 1988 the EC imported from Mexico roughly as much as it imported from Argentina. The relative importance of Mexico was far more pronounced in the earlier 1980's when the oil prices were at their peak. In 1988 it accounted for 0.7% of the value of the EC imports, while in 1983-4 its share was double (Table 1.17).
For the USA Mexico is a major supplier, supplying 5.1% of the value of its 1988 imports. In fact it was only overtaken by Taiwan in 1986 in terms of its relative importance (Table 1.18).
At its 1984 peak Mexico supplied some 1.6% of the value of Japan's imports. By 1988 however its share was exactly half of that(Table 1.19).

USA is Mexico's main client, absorbing some two thirds of its exports.
The EC absorbed in 1986 some 15% of the value of Mexico's exports. (Table 1.54)

Mexico's real effective exchange rate has on the whole been rather volatile in the 1980s. After increasing in 1981 by 9%, it followed on the whole a downwards spiral. In 1982 it fell by almost as much as 29%. In 1984 it peaked by increasing by around 15%. In 1986 it continued its fall, this time by no less than 28%. In 1988 it peaked again by some 16% (Table 1.3).

In 1981 Mexico absorbed 1.3% of the value of EC's exports, but in 1988 its share was a mere 0.6% (Table 1.33).
Mexico on the other hand is by far the most important export market for the USA among the NICs. At the peak of its import absorption capacity in 1981 it absorbed 7.6% of the value of the USA's exports. In 1988 it absorbed 6.5%, which is still around double the share of the next most important markets, Korea and Taiwan (table 1.34).

For Japan, Mexico's importance is similar to that of the EC (Table 1.35).

Naturally, the USA is Mexico's main supplier, accounting for some two thirds of the value of its imports. The EC supplied in 1986 some 16% of Mexico's imports, a considerable increase from just over a tenth in the year before. (Table 1.53)

The start of oil exports and its subsequent fall into the debt trap are responsible for Mexico's soaring trade surplus in the mid-1980s and the ensuing trend reversal.
The EC trade deficit with Mexico appeared in 1981 and peaked at some 3.4 billion ECU in 1984. With the exception of 1987, it declines, being in 1988 a bit more than a quarter of a billion ECU (Table 1.36).
The EC trade deficit with the USA appeared in 1982, and in the next year jumped to more than 9 billion ECU. It subsequently started falling, and by 1988 it was effectively cut to a third (Table 1.37).
The Japanese trade deficit started in 1982, peaked at some 1.7 billion in 1985, but by 1988 it actually turned into a small trade surplus (Table 1.38).

## D. EC- NICSIII: A MAJOR TRADE RELATIONSHIP OF THE FUTURE?

**China**, **India** and **Indonesia** (NICsIII) are by no means the conspicuous success stories that the "four dragons" are. By virtue of their sheer physical size, they are already considerable and could be viewed as important future actors in international trade.

In 1988, they supplied some 3.1% of the EC's total imports (Table 1.17), which is about 45% the value of EC imports from the core NICs, little less than the imports from the NICsIIM and NICsIILA and much more than those from the "baby tigers".
What is even more important, is that their share in the EC imports almost doubled since 1970, which is a much more impressive performance than that of the second wave NICs. Their share increased more dramatically, by around 50% in the second half of the 1980's.
Their relative importance as exporters increased by the same standards in the USA and Japanese markets. In 1988 the NICsIII accounted for 3.4% of the value of USA imports (Table 1.18) and as much as 11.5% of the Japanese imports (Table 1.19) which is only inferior to the core NICs' share.

The Asian giants' importance as exporters is matched by their import performance. This proved to be particularly dynamic with respect to imports from the EC. In 1988 they absorbed 3.6% of the total value of EC exports, having increased their share by 80% since 1970. The peak of their relative importance among EC export markets was in 1986, when they absorbed 4% of the EC exports (Table 1.33).
The third wave of NICs accounted for 2.7% of the value of the 1988 USA exports, from a 1.9% share in 1970 (Table 1.34).
The share of the three Asian giants in Japanese exports peaked at 9.2% in 1985 from a 5.1% in 1970. In 1988 their share was back at 5.5% (Table 1.35).

The EC's trade surplus with the Asian giants expanded in the first half of the 1980s, reaching as much as 6.3 billion ECU in 1985. It was subsequently moderated at 1.2 billion ECU in 1988, which is about two thirds of the EC trade surplus with the Mediterranean NICs (Table 1.36).
The USA has a trade deficit with the third wave NICs which peaked at 7.9 billion ECU in 1984 and was at some 6.3 billion in 1988 (Table 1.37).

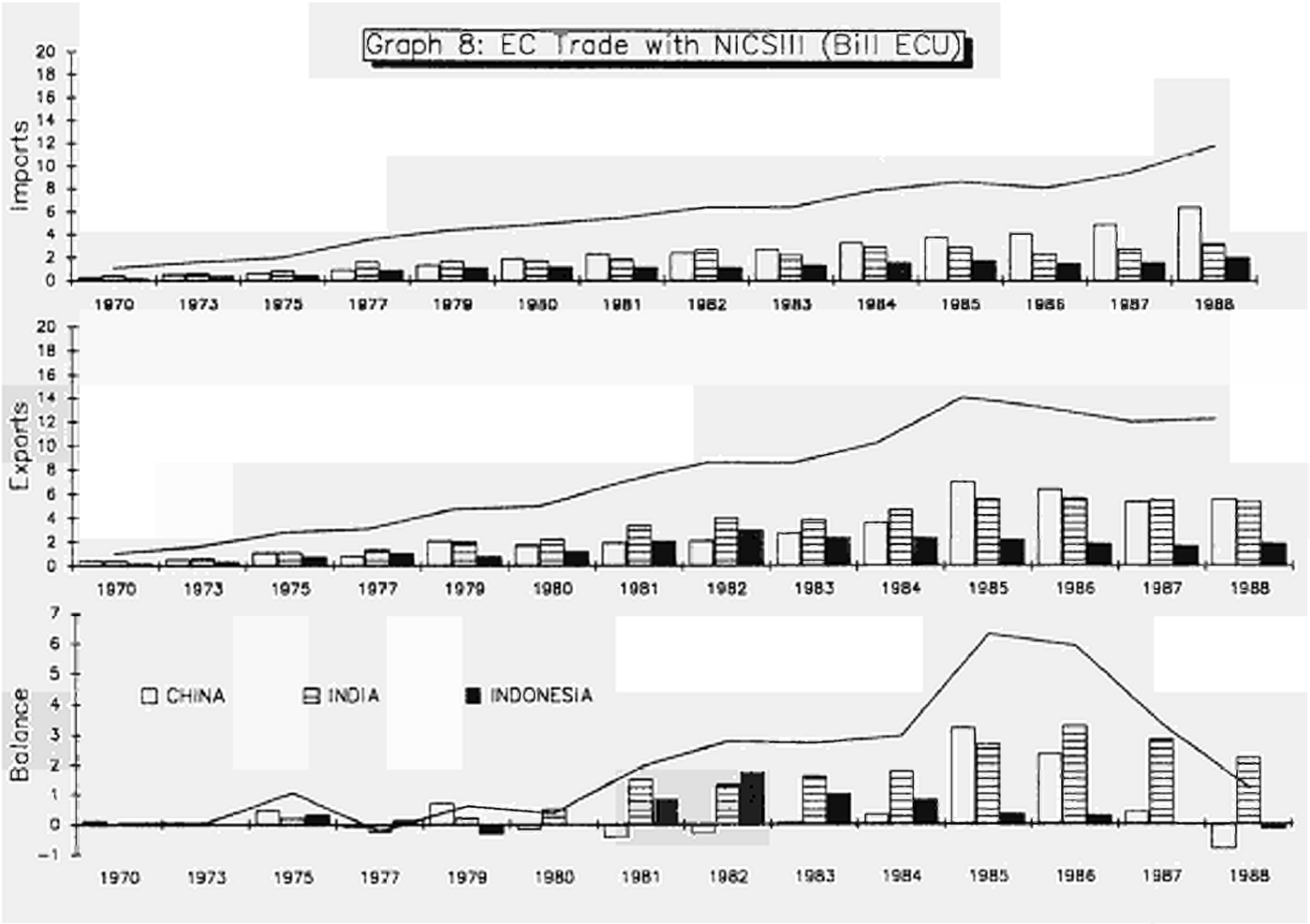
Graph 8: EC Trade with NICSIII (Bill ECU)
Imports
Exports
Balance
CHINA
INDIA
INDONESIA
1970
1973
1975
1977
1979
1980
1981
1982
1983
1984
1985
1986
1987
1988

What is very characteristic is Japan's large trade deficit with these countries which peaked at more than 9.4 billion ECU in 1982. In 1988 it was as much as 5.5 billion ECU (Table 1.38).

This evidence demonstrates the increasing importance of these countries as EC trade partners and international commercial powers; an importance that is further underlined by their immense, albeit yet untapped, potential.

| NICsIII % SHARE OF TOTAL IMPORTS OF: | | | | NICsIII % SHARE OF TOTAL EXPORTS OF: | | |
|---|---|---|---|---|---|---|
| | 1970 | 1980 | 1988 | 1970 | 1980 | 1988 |
| EC | 1.7 | 1.8 | 3.1 | 2.0 | 2.4 | 3.6 |
| USA | 1.2 | 3.1 | 3.4 | 1.9 | 3.2 | 2.7 |
| Japan | 6.7 | 13.2 | 11.5 | 5.1 | 7.2 | 5.5 |

## CHINA

**More than half the value of the EC's 1988 imports (1.7% of the EC's total imports) from the third wave NICs came from China.** Moreover, it is not only the most important supplier of the three, but also the most dynamic, its share in the EC imports more than tripling since 1970. This share almost doubled by 1985 and almost doubled again in the subsequent three years (Table 1.17).
China's spectacular entrance in the world trade scene is also illustrated in its export performance in the USA and Japanese markets.
While in 1970 the USA hardly imported anything from there, in 1988 China supplied 2% of its imports, which is almost 60% of its imports from the third wave NICs. China's share in the USA imports also doubled in the second half of the 1980's (Table 1.18).
In 1988 China supplied some 46% of Japanese imports from the third wave NICs. This is as much as 5.3% of its total imports. The relative importance of China as a supplier of the Japanese market grew consistently from a position of 1.3% in 1970 (Table 1.19).

**China is not only an increasingly important supplier but a dynamic export market as well.** In 1988 China absorbed 1.6% of the value of EC exports, making it with Yugoslavia and Hong Kong the major NICs export markets, although its share peaked at 1.8% in 1985-6. In 1970 it only absorbed 0.8% of the value of EC exports (Table 1.33).

Although China's relative importance is not as pronounced when it comes to USA and Japanese export markets in the NICs it is still very important.
Indeed, while China has a similar importance for the USA exports as for the EC, absorbing 1.6% of USA 1988 exports compared to 0.9% in 1973, it is a comparatively much smaller export market than Mexico, Korea, or Taiwan (Table 1.34).
Absorbing some 3.5% of the value of the 1988 Japanese exports, it is a smaller export market than any of the four core NICs (Table 1.35).

The EC's trade balance with China moves in cycles between being positive and negative. After a record trade surplus of 3.2 billion ECU in 1985, the EC had an 841 million ECU trade deficit in 1988 (Table 1.36).

The USA trade with China went into the red in 1983 and its trade deficit mounted to 3.6 billion ECU in 1988 (Table 1.37).
After a 7.8 billion trade surplus in 1985, Japan realised a 323 million ECU trade deficit with China in 1988 (Table 1.38).

## INDIA

India failed so far to break through in its export promotion effort, although its share as a supplier is by no means negligible. In 1988 India supplied 0.9% of the value of EC imports. This share however changed little over the last two decades (Table 1.17).
Similarly, its share of the USA imports showed little dynamism, remaining at 0.6% in 1988 (Table 1.18).
India's share of the Japanese imports actually shrank by more than half since 1970, to some 0.9% in 1988. This loss took place in the 1970's (Table 1.19).

**India is relatively more important for the EC as an export market.** In 1988 it absorbed as much as 1.5% of the total value of EC exports, making it one of the most important NICs export markets. Its share almost doubled from some 0.8% in 1970 (Table 1.33).
India's share of the USA exports was rather volatile. In 1988 it absorbed 0.8% of the value of USA exports (Table 1.34).
Similar volatility was observed with respect to India's share of the Japanese exports. In 1988, it absorbed 0.7% of the value of Japanese exports (Table 1.35).

**India is the NIC with which the EC has the largest trade surplus.** In 1986 it peaked at almost 3.3 billion ECU, being 2.2 billion ECU in 1988 (Table 1.36).
The USA on the other hand, runs a trade deficit with India since 1983. Having peaked at 1.5 billion ECU in 1984, it was at 609 million ECU in 1988 (Table 1.37).
Japan has a relatively modest trade surplus with India since 1981, which was at 234 million ECU in 1988 (Table 1.38).

## INDONESIA

**Indonesia is the smallest NIC supplier of the EC**, accounting for 0.5% of the total value of its 1988 imports. This share changed little since 1970 (Table 1.17).
Indonesia supplied some 0.7% of the value of the 1988 USA imports. Its relative share followed the development of oil prices and has fallen since the 2.3% in 1981 and 2.1% in 1983 peaks (Table 1.18).
For Japan, Indonesia was in 1988 the third most important NIC supplier after Korea and China, accounting for 5.1% of the value of its imports. Once again its position of relative importance followed the evolution of the oil prices, peaking at 9.4% of its total imports in the 1981-2 period. In fact, from 1970 and up to 1987 Indonesia has been Japan's most important NIC supplier (Table 1.19).

After an increase in the 1980-2 period, Indonesia's real effective exchange rate started sliding, virtually being halved by 1988. This, coupled with the falling oil income, has deeply affected its import absorption capacity (Table 1.3).

Indeed, Indonesia's importance as an EC export market peaked in 1982 when it was one of the most important among the NICs, absorbing 1% of the value of EC exports. By 1988 however, its position of relative importance was literally halved (Table 1.33).
Similarly, while in 1982 Indonesia absorbed 0.9% of the value of USA exports, its position of relative importance fell to a third by 1988 (Table 1.34).
Once more, while in 1982 Indonesia absorbed 3% of the value of Japanese exports, by 1988 it absorbed a third (Table 1.35).

Indonesia's trade balance also knew a cut-off point in the early 1980's, albeit of a different nature depending on the nature of its different bilateral relationships, namely whether Indonesia's trade partners import oil from there or not.
The EC, which did not import oil from Indonesia, it depended upon the oil-income-generated demand, had a record trade surplus of almost 1.8 billion ECU with Indonesia in 1982. In 1988 its trade balance with Indonesia turned into a trade deficit of 188 million ECU (Table 1.36).
The USA trade deficit with Indonesia peaked in 1984 at 5.9 billion ECU. By 1988 it was limited to just over 2 billion ECU (Table 1.37).
Japan had a trade deficit with Indonesia which peaked in 1985 at 10.25 billion ECU by far the largest deficit with any NIC. Its 5.4 billion ECU deficit in 1988 still characterises a type of commercial relationship that is very untypical by Japan's standards, but entirely due to Japanese primary product imports from there (Table 1.38).

Graph 9: Main Exporters to NICS Regions
(Total Trade, 1986)

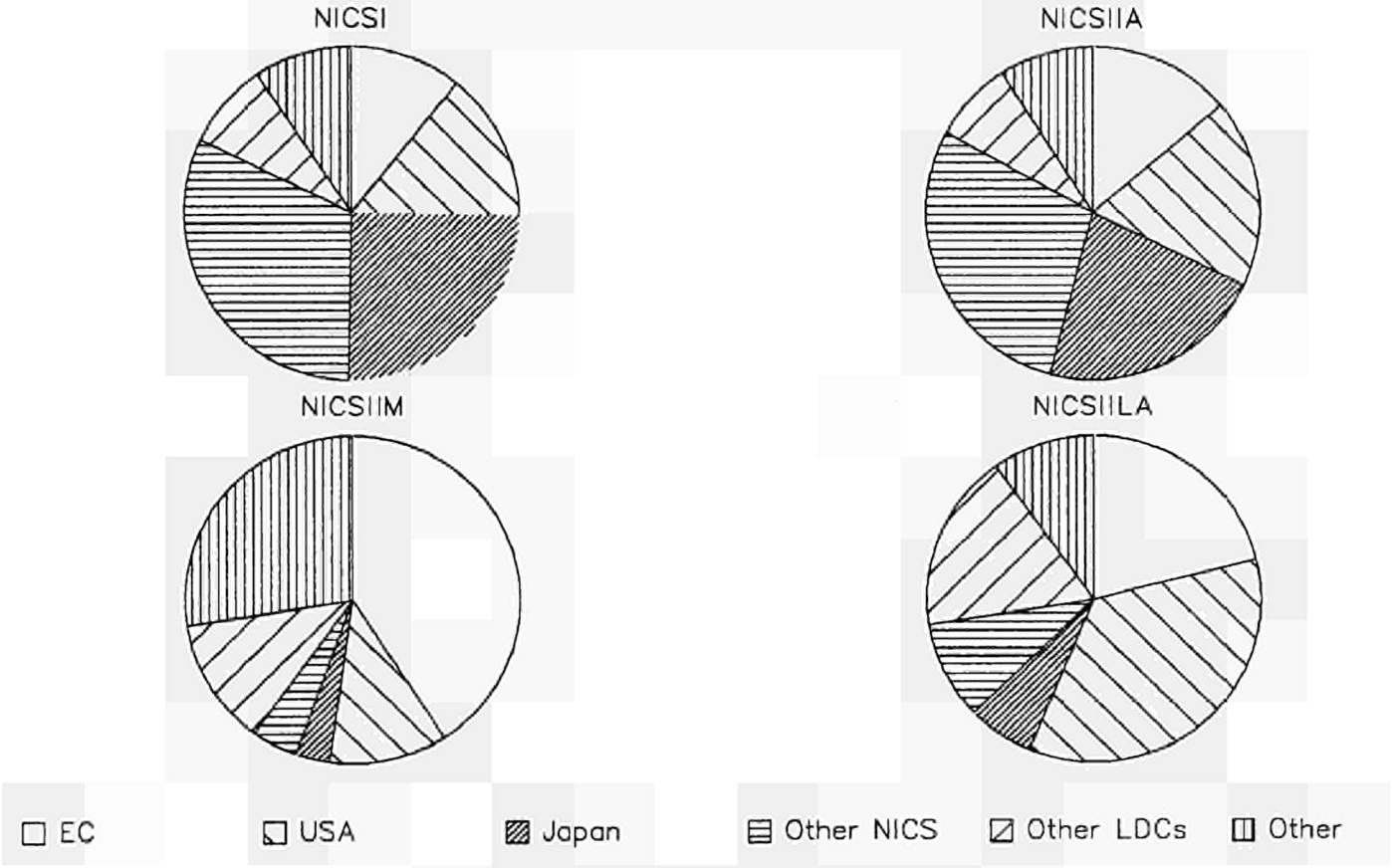


Graph 10: NICS Export Markets
(Total Trade, 1986)

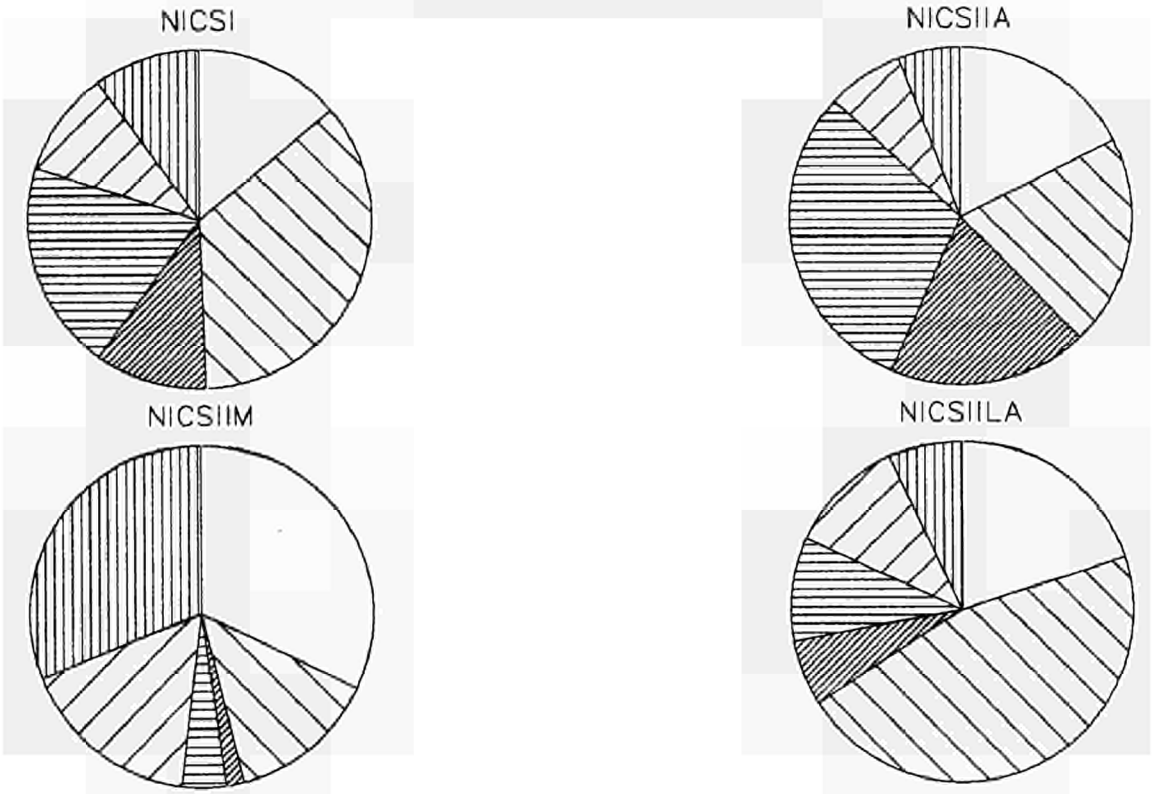

# PART III: THE COMPOSITION OF THE EC - NICs TRADE (1980-1988)

## A. THE STRUCTURE OF THE EC IMPORTS FROM THE NICs

Although the composition of EC imports from the various NICs differs significantly, the examination of the structure of total EC imports from the NICs still provides an overview of the character of the EC trade relationship with the economies that are in the process of industrialisation.
The examination of the product structure of the EC trade with the NICs will focus on developments that took place in the 1980s.

**Manufactures** excluding chemicals (6+7+8)[1] were **71% of the 1988 EC imports from the NICs,** with **food and live animals** (1) being **14%** and **crude materials** except fuels (2) **9%**. The relative importance of manufactures was greatly enhanced in the second half of the 1980s. Indeed, in 1985 manufactures were about half the EC imports from the NICs, with primary commodities (0+1+2) at around 35%.

In the 1980s the NICs increased their share in the EC market from about 6% to 8%. This was the result of an increase in the NICs' importance as suppliers of the EC market in the area of manufactures (5+6+7+8) and fuels (3).

The **USA imports from the NICs always had a heavier emphasis on manufactures** (5+6+7+8) which reached in 1988 some 84% of total imports from there. What is even more important however, is that while the EC only received in 1988 8% of its manufactured imports from the NICs, the NICs supply almost a third of total USA and Japanese imports of manufactures. In both cases, this great importance of NICs in manufactured imports reflects trade conducted by American and Japanese multinationals based in the NICs.

Having said that, the **product profile of Japanese imports from the NICs is markedly different.** Less than half the Japanese imports from the NICs are manufactures. Food and raw materials (0+2) account for almost a third, while fuels (3) were a fifth in 1988.

Turning to a more detailed picture of the products that the EC imports from the NICs, the predominance of **clothing and accessories** (84) which alone accounted for **15% of the 1988 EC imports from the NICs** is noticeable. Throughout the 1980s this has been the most important sector. The NICs account for around two thirds of the total EC imports of clothing and accessories (84).

**Miscellaneous manufactured goods** (89) such as toys and sporting goods (894) or **textile yarn and fabrics** (65), **various electric machinery** (77) such as transistor valves etc. (776), **telecommunication and sound equipment** (76) such as radio broadcast receivers (762), **office machines** (75) such as automatic data processing equipment (752), **vegetables and fruit** (05) such as fresh or simply preserved vegetables (054), fresh or dried fruits and nuts (057), prepared or preserved fruits (058) account for between 6.4% and 5% each of the 1988 EC imports from the NICs.

[1] Numbers in parentheses are the SITC Rev.2 codes of the product discussed.

Half the EC's **animal feed** (08) comes from the NICs.
**Nonometal minerals** (66), **footwear** (85), **coffee, tea, cocoa and spices** (07), **metal manufactures** (69), **metaliferous ores** (28), and **road vehicles** (78) constitute between 2.7% and 1.7% of the 1988 EC imports from the NICs.

**Electric machinery** n.e.s. (77) **office machines** (75) and **footwear** (85) are very dynamic sectors in EC imports from the NICs.
As to be expected, the relative importance of agricultural products declines in time, while that of manufactures increases.

The relative importance of **petroleum** (33) was biased by the price volatility that characterises it, although the NICs became far more important suppliers for Europe in the second half of the 1980s.

15 MOST IMPORTANT SECTORS OF EC IMPORTS FROM THE NICs (1988)

| | | 1980 | | | 1988 | | |
|---|---|---|---|---|---|---|---|
| SITC Rev.2 | Sector name | Value bil ECU | NICs'% in ECsectoral imports | Sector's% in total imports from the NICs | Value bil ECU | NICs'% in ECsectoral imports | Sector's% in total imports from the NICs |
| TOTAL | | 32393 | 11.6 | 100.0 | 73160 | 18.9 | 100.0 |
| 84 | Clothing & Accessories | 3987 | 59.2 | 12.3 | 10930 | 66.2 | 14.9 |
| 89 | Miscellaneous Manufactures NES | 1345 | 25.1 | 4.1 | 4753 | 32.0 | 6.4 |
| 77 | Electric Machinery NES | 972 | 15.5 | 3.0 | 4377 | 22.8 | 5.9 |
| 76 | Telecommunication & Sound Equip. | 1058 | 22.0 | 3.2 | 4218 | 29.3 | 5.7 |
| 65 | Textile Yarn, Fabrics | 1856 | 32.1 | 5.7 | 3967 | 39.2 | 5.4 |
| 75 | Office Machines ADP Equipment | 202 | 3.8 | 0.6 | 3822 | 17.1 | 5.2 |
| 05 | Vegetables & Fruit | 2037 | 40.0 | 6.2 | 3591 | 41.3 | 4.9 |
| 08 | Feeding Stuff For Animals | 409 | 41.6 | 4.3 | 2720 | 56.8 | 3.7 |
| 33 | Petroleum & Products | 1819 | 2.0 | 5.6 | 2117 | 5.2 | 2.8 |
| 66 | Nonmetal Mineral MFS NES | 838 | 11.0 | 2.5 | 1996 | 21.4 | 2.7 |
| 85 | Footwear | 567 | 57.0 | 1.7 | 1893 | 74.2 | 2.5 |
| 07 | Coffee, Tea, Cocoa, Spices | 1602 | 26.0 | 4.9 | 1718 | 26.8 | 2.3 |
| 69 | Metal Manufactures NES | 469 | 15.3 | 1.4 | 1397 | 23.8 | 1.9 |
| 28 | Metalliferous Ores, Scrap | 1105 | 14.3 | 3.4 | 1341 | 15.9 | 1.8 |
| 78 | Road Vehicles | 341 | 5.4 | 1.0 | 1251 | 7.3 | 1.7 |

The degree to which the EC imports from the NICs concentrate in different sectors can be assessed using the **specialisation indicator**. This compares the share of NICs in the EC's imports of the sector in question, to the NICs' overall share in EC's total imports. It is defined as:

$$S^h_{EC\ NICs} = (M^h_{EC\ NICs}/M^h_{EC\ W})/(M_{EC\ NICs}/M_{EC\ W})$$

Where:
$S^h_{EC\ NICs}$ is the degree to which EC imports from the NICs specialise in sector h;
$M^h_{EC\ NICs}$ is EC imports from the NICs of sector h; $M^h_{EC\ W}$ is total EC imports of h;
$M_{EC\ NICs}$ is total EC imports from the NICs; and $M_{EC\ W}$ is total EC imports.

If $S^h_{EC\ NICs} = 1$ then the EC does not specialise in the import of sector h; that is to say the share of imports of sector h that come from the NICs is the same as the overall share of the NICs in the EC imports.
Accordingly, if $S^h_{EC\ NICs} > 1$ then EC imports from the NICs tend to specialise in sector h.
Conversely, if $S^h_{EC\ NICs} < 1$ then the share of EC imports of sector h that come from the NICs is smaller than the NICs' overall share in the EC imports and it could be said that the EC counter-specialises in the import of sector h.

The table below shows the value of the specialisation indicator for a number of key sectors in EC imports from the NICs as a whole. Some interesting conclusions can be drawn:

**The EC imports from the whole of the NICs do not specialise in manufactures.**

Important sectors of specialisation are **clothing, footwear, textiles, vegetables, fruit**, and **animal** feed. The heavy specialisation on these sectors has been moderated during the 1980s.
To a smaller extent EC imports from the NICs also specialise on **telecommunication and sound equipment** and **electric machinery**. In the first sector specialisation fell in 1985 but recoverd considerably in the next two years.
Specialisation **in electric machinery** fell moderately during the 1980s.
On the other hand, **office machinery**, which appeared in the second half of the 1980s and is still counter-specialising in the EC imports from the NICs, is a sector where specialisation increases.

SPECIALISATION OF EC IMPORTS OF MANUFACTURES AND THE 15 MOST IMPORTANT SECTORS IN 1988 FROM THE NICS

| SITC Rev2 | SECTOR NAME | 1980 | 1985 | 1988 |
|---|---|---|---|---|
| 5+6+7+8 | Manufactures | 0.91 | 0.87 | 0.96 |
| 84 | Clothing & Accessories | 5.10 | 4.23 | 3.50 |
| 89 | Misc. Manufactures NES | 2.16 | 1.66 | 1.69 |
| 77 | Electric Machinery NES | 1.34 | 1.30 | 1.21 |
| 76 | Telecom. & Sound Equip. | 1.90 | 1.15 | 1.55 |
| 65 | Textile Yarn, Fabrics | 2.77 | 2.55 | 2.07 |
| 75 | Office Machines ADP Equip. | 0.33 | 0.62 | 0.90 |
| 05 | Vegetables & Fruit | 3.45 | 2.85 | 2.19 |
| 08 | Animal Feed | 3.59 | 4.19 | 3.01 |
| 33 | Petroleum & Products | 0.17 | 0.45 | 0.28 |
| 66 | Nonmetal Mineral MFS NES | 0.95 | 1.22 | 1.13 |
| 85 | Footwear | 4.91 | 4.17 | 3.93 |
| 07 | Coffee, Tea, Cocoa, Spices | 2.24 | 1.96 | 1.42 |
| 69 | Metal Manufactures NES | 1.32 | 1.11 | 1.26 |
| 28 | Metalliferous Ores, Scrap | 1.23 | 1.19 | 0.84 |
| 78 | Road Vehicles | 0.47 | 0.51 | 0.39 |

The TREND database data used in Part Two (Table 1.16) indicates that **the increases in the EC imports of manufactures from the NICs are mostly due to volume increases.**

After 1985 the volume of EC imports of manufactures from the developing world -the bulk of which is accounted for by the NICs- increased much more than that from the industrialised countries.
In particular, while the volume of EC imports of manufactures from Class 1 increased by about a quarter in the 1985-88 period, that of EC imports from Class 2 increased by as much as 82% in the same period.
The most dynamic suppliers of manufactures for the EC in the second half of the 1980s are in the Far East, with the volume of the EC imports of manufactures from there doubling.
In the first half of the 1980s it was the volume of EC imports from the Mediterranean that doubled.

In the second half of the 1980s it was the volume of EC imports from the Far East that increased more rapidly in all sectors of manufactures except miscellaneous manufactured articles (SITC 8) where the most dynamic were the imports from Latin America.

At the same time the ECU unit values of EC imports of manufactures from the developing world fell by some 20% in 1985-7 and recovered slightly in the next year. The unit values of the corresponding EC imports from Class 1 fell only slightly in 1985-7 and fully recovered in 1988.
It is worth noticing that the highest unit values in all sectors of the EC manufactured imports were in those coming from the Mediterranean. Ignoring questions of different composition of the EC imports of manufactures, this fact indicates that the Mediterranean countries tend to derive their competitive advantage from their closer economic proximity to the EC, as a result of geographical proximity, established trade relations, cultural ties and tariff preferences.

## ARGENTINA

**The EC imports from Argentina are mostly low value added: food items (0), raw materials (2), some basic manufactures (6) and chemical products (5).**
Food and live animals (0) were around half the EC imports from Argentina up to 1985. In 1987 their relative importance grew to some two thirds, only to limit itself to 58% in 1988. This fall mostly resulted from a spectacular increase in the relative importance of raw materials (2) imports, that went from 15% in 1987 to almost a quarter of the EC imports from Argentina in 1988.

A quarter of the EC imports from Argentina in 1987 was **feeding stuff for animals** (081), like bran of soybeans (08131), sunflower seeds (08135), or linseed (08134), for which it supplied some 13% of the EC imports. **Bovine meat** (01112) was 10% of the 1987 EC imports from Argentina, a third of the EC import requirements.
**Fruits and nuts** (057) were 6% of the 1987 EC imports from Argentina.
**Oilseeds** (222) were 8.5% of the EC imports from Argentina.

Where Argentina's position as an EC supplier is of considerable significance is in food items (0) and soft fixed vegetable oils (423).

The overall **share of manufactures (5+6+7+8) in the EC imports from Argentina is in the region of 13%**. A fall in 1985 was soon recovered.
**Basic manufactures** (6) represented more than half of it, with chemical products (5) being the other important component.
Some 3% of the EC imports from Argentina **are leather** (611), 1.6% **textile yarn and fabrics** (65).

**Organic chemicals** (51) and **dyes, tanning and colour products** (53) are the most important chemicals the EC imports from Argentina.

Manufactures have a much more prominent and dynamic position in the **USA imports from Argentina**, reaching 60% of its imports from there in 1988, from being 38% in 1985. Two thirds are still basic manufactures but miscellaneous manufactures (8) now become more important than chemicals (5).
Manufactures were as much as 44% of the 1988 **Japanese imports from Argentina**, from about a quarter in 1985. The bulk of it is basic manufactures (6) while here machines and transport equipment(7) become more important than chemicals (5).

When compared to the structure of USA and Japanese imports from Argentina, the performance of manufactures is uncharacteristically low in the case of EC imports from Argentina.
Two points illustrate this phenomenon. First, relatively speaking, Argentina is a much less important supplier of EC manufactured imports than it is to USA or Japan. More important however, the EC is a greater importer of food items than the USA or Japan, and as such, its imports from Argentina are biased more to that direction.

## BRAZIL

**Almost two thirds of the EC imports from Brazil are food items (0)** and **raw materials excluding fuels (2)**.
Some 15% of the 1987 EC imports from Brazil was **animal** feed (081) mostly soybeans, of which Brazil alone supplied half the EC imports. Another 10% was **coffee greens** (07111). Some 4% was **orange juice** (05851) representing 64% of total EC imports of orange juice.
EC imports of **meat** (01) from Brazil doubled in importance in the second half of the 1980s to almost 5%. Brazil actually supplied in 1987 some 13% of total EC imports of meat.
Brazil also supplied some 16% of the EC imports of **unmanufactured tobacco** (121), which made up some 3.6% of total EC imports from Brazil in 1987.
Seeds for "soft" fixed oil (222) were some 7% of the 1987 EC imports from Brazil, which suplies 16% of total EC import requirements.
**Iron ore and concentrates** (281) are 12% of the 1987 EC imports from Brazil, which supplies more than a third of total EC imports of iron ore.

**Manufactures are a fast growing component of Brazilian exports**. As in the case of EC imports from Argentina however, they have a similarly smaller profile when compared to the imports of USA and Japan from Brazil. **Manufactures (5+6+7+8) grew from a quarter of the EC imports from Brazil in the first half of the 1980s to a third**. On the other hand, manufactures grew from a third of the **USA imports from Brazil** to almost two thirds in 1988. In **Japanese imports** they grew from 19% in 1980 to 46% in 1988.

Around half the EC manufactured imports from Brazil are **basic manufactures** (6).
Basic manufactures represent almost a third of the USA manufactured imports from Brazil and around three quarters of the Japanese ones.

The basic manufactures that the EC imports from Brazil are mostly resource-based, such as **textile yarn and fabric** (65), **iron and steel** (67), **paper and paperboard** (641), or **leather** (611). Although these are not particularly dynamic sectors, they often lead to upgraded production such as **leather footwear** (85102) for which Brazil accounted for 7% of the 1987 EC imports.

**Machinery and transport equipment** (7) on the other hand is the most dynamic sector that has reached in 1988 almost a third of the manufactures that the EC imported from Brazil. Almost half of these were **road vehicles** (78), half of it being **passenger motor vehicles excluding buses** (781). Another dynamic sector is **radio broadcast receivers** (762) where Brazil provided by 1987 some 4% of EC imports. Not all products in this sector are dynamic. **Internal combustion piston engines** (713) up to 1985 commanded around a tenth of the EC import market, only to be limited by 1987 to around a third of that share.

Machinery and transport equipment (7) is also the most dynamic sector in USA imports from Brazil, having reached a quarter of total USA imports from there. In absolute terms, the value imported by the USA is more than double that imported by the EC. On the contrary, Japan's imports from Brazil in this sector are negligible.

## CHINA

As much as **three quarters of the 1988 EC imports from China were manufactures**, compared to 53% in 1980. These are mostly light industry products with low value added content. **Clothing and accessories** (84) were 18%, **textile yarn and fabrics** (65) 13%, **miscellaneous manufactured goods** (89), like **toys and sporting goods** (894) or **basketwork and wickerwork** (89971) were 11%.
Other growing sectors accounting for something less than 3% of the EC imports from China are **travel goods and handbags** (831) were China supplies more than 13% of the Community imports and **footwear** (851) were China supplies more than 6% of the Community imports.
Lately China started supplying more sophisticated manufactures to the Community, like **telecommunication and sound equipment** (76) which in 1987 accounted for 3.7% of the EC imports from China. Some two thirds of it are **radio broadcast receivers** (762).
Another growing sector in the EC imports from China are **metal manufactures** (69).

**Crude materials** (2) fell from 21% of the EC imports from China in 1980 to 14% in 1987. Half of that was **textile fibres** (26) like **silk** (261) **wool** (268) or **cotton** (263).
Similarly, **food items** (0) fell from 17% in 1980 to 12% in 1987. These are things like **fresh** (054) or **preserved vegetables** (056).

**USA imports from China** are even more heavily concentrated on manufactures, accounting for as much as 85% of its total imports from there in 1988. These mostly concentrate on miscellaneous manufactured articles (8).
On the contrary, **Japanese imports from China** have a smaller emphasis on manufactures which accounted for 45% in 1988. This different emphasis results from that fact that China supplied in 1988 more than 5% of its fuel imports requirements. Accordingly, **fuels** (3) account for between a quarter and a fifth of the value of Japanese imports from China. All the same, China supplies 5.3% of the Japanese imports of manufactures.

## HONG KONG

Hong Kong mostly has a light consumer industry. Textiles and clothing account for more than 40% of the exports and industrial jobs. The USA and the EC are the main export markets.

**Practically all EC and USA imports from Hong Kong are manufactures other than chemicals (6+7+8).** In both cases **miscellaneous manufactures** (8) are almost two thirds, **machines and transport equipment** (7) more than a quarter and **basic manufactures** (6) around 7%.
**Japanese imports from Hong Kong** differ somewhat in that they also include miscellaneous products (9) food items (0) and raw materials (2).

**Clothing and accessories** (84) were as much as 37% of the EC imports from Hong Kong. The sector's relative importance in EC imports from Hong Kong remains essentially unchanged, but among the total EC imports of clothing and accessories, Hong Kong's share fell from 22% to 16%.
Hong Kong supplied in 1987 some 14% of the EC's imports of **toys, sporting goods etc.** (894), which accounts for some 6% of the EC imports from Hong Kong. Hong Kong has been an important EC supplier of **watches and clocks** (885) whose share of 29% in 1980 fell to 24% in 1987. Also, while watches represented 9% of the EC imports from Hong Kong in 1980 they were less than 7% in 1987.

**Electrical machinery** is not only an important sector but the most dynamic as well, having doubled its share in the EC imports from Hong Kong since 1980.
The sector that has been very dynamic in the second half of the 1980s in EC imports from Hong Kong is **telecommunication and sound equipment** (76), whose share increased from 6% in 1985 to more than 10% in 1987.
Half of those exports are **radio broadcast receivers** (762) where Hong Kong supplies 14% of the EC imports. Other such products that account for between 1.5% and 2% of the EC imports from Hong Kong are **sound recorders** (763) **telecommunication equipment n.e.s.** (764) and **television receivers** (761).

A sector that quadroupled its share of the EC imports from Hong Kong by 1985 to the region of 6% is **office equipment** (75). More than half of it is **automatic data processing equipment** (752) and almost a third **office machines** (751).
Of similar relative importance is various **electrical machinery** (77) such as **household equipment** (775) or **transistors, valves etc.** (776).

## INDIA

**More than 80% of the 1988 EC imports from India were manufactures**, with **basic manufactures** (6) accounting for **47%** and **miscellaneous manufactured items** (8) for as much as **28%**.
Manufactures grew from a level of almost 70% in 1980 excepting 1985 when 15% of the imports were fuels (3), something that did not take place at any other time. **Food items** (0) were 12% by 1985, from 20% in 1980. **Raw materials** (2) consistently represented in the 1980s between 5% and 6% of the EC imports from India.
**USA imports from India** have a structure similar to that of EC imports from there. **Japanese imports**, on the other hand, have a much smaller emphasis on manufactures (44% in 1988) with raw materials (2) being a third of the 1988 Japanese imports from India and food items (0) some 18%.

The manufactures the EC imports from India are rather technologically unsophisticated and labour-intensive products.
**Clothing and acessories** (84) are a vital sector for Indian exports to the EC, accounting for some 22% of the 1987 EC imports from India, rising from 15% in 1985. Almost half of it was non-knit women's outerwear (843), while non-knit undergarments (844) representeed about a fifth, and as much as 10% of the EC imports of the product.
Other such sectors of EC imports from India are **travel goods and handbags** (83) and **footwear** (85).

Of similar importance are Indian exports of **textile yarn and fabrics** (65) to the EC, which accounted for 20% of the 1987 EC imports from India.

Around a tenth of the EC imports from India are **pearls** (667), with India being the source of some 6% of total EC imports of pearls.

India supplies roughly a fifth of the EC's **leather** (611) import requirements, which make up some 8.5% of the EC imports from there.

Apart from these manufactured goods, the EC buys food items like **tea** (074), accounting for a fifth of the EC imports, **coffee** (071), or **shell fish** (036).

## INDONESIA

The evolution of the structure of EC imports form Indonesia illustrates the country's process of industrialisation.

**Manufactures other than chemicals (6+7+8) more than doubled in relative importance during the 1980s to some 41% of the 1988 EC imports from Indonesia.** Not only basic manufactures (6) grew from 13% in 1980 to 20% in 1987, but miscellaneous manufactured articles (8) came from 2.5% in 1980 to 9% in 1987.
Indonesia's extremely cheap labour costs favour the development of labour-intensive manufacturing. These industries also try to exploit local resources.

EC **veneers and plywood** (634) imports from Indonesia grew in the second half of the 1980s reaching a tenth of the EC imports from there by 1987.
Other growing manufactures export industries are **textile yarn and fabric** (65) accounting for 6% of the EC imports from Indonesia in 1987 and **clothing and accessories** (84) which accounted for 7%.

Foreign Direct Investment also allowed the development of such more sophisticated exports as **aircraft etc.** (792) which in 1987 accounted for 3% of the EC imports from Indonesia.

The relative importance of **food items** (0) in EC imports from Indonesia varies significantly. It suffices to note that whereas in 1987 they accounted for a third, in 1988 they went down to a quarter.
These are made up of **coffee greens** (07111) that accounted for more than 8% of the EC imports from Indonesia, **fresh or dry roots and tubers** (05481) that accounted for 6%, **spices** (075) for 5%, **cocoa** (072) for 3% and **copra** (08137) for 2.5%.

**Raw materials** (2) represented a quarter in 1980 and declined to a fifth by 1985.
**Sawn non-conifer lumber** (24831) accounted for more than 11% of the 1987 EC imports from Indonesia, which supplied almost 12% of the EC import requirements.
**Natural rubber** (23202) accounted for 5.6% of the 1987 EC imports from Indonesia, while **latex natural rubber** (23201) accounted for another 1.5%.
Imports of **unmanufactured tobacco** (121) account for some 3% of 1987 EC imports from Indonesia.

As much as 17.5% of the 1987 EC imports of **fixed vegetable oil non soft** (424) came from Indonesia, which accounted for 7% of the EC imports from there.

A fundamental difference between the EC imports from Indonesia and those of the USA and Japan is that while the latter import fuels (3) from there, the EC does not. Consequently, the relative importance of manufactures in the USA and Japanese imports from there is much smaller.

## ISRAEL

**Almost two thirds of the 1987 EC imports from Israel were manufactures (5+6+7+8)**. When it comes to the USA or Japan, manufactures make almost all their imports from Israel.
More than 14% of the 1987 EC imports from Israel were **pearls** (667), two thirds of **them cut but not set** (66729).
Apart from that, the EC imports the typical NICs exports of **clothing and accessories** (84) and **textile yarn and fabric** (65), some 8% and 4.5% respectively of the 1987 EC imports from Israel.

Some 16% of EC imports from Israel are **chemical products** (5). A quarter of them are **inorganic chemicals** (52), another **manufactured fertilizers** (562), another **organic chemicals** (51) and almost 3% **plastic materials** (58).

**Food items** (0) make around 20% of the EC imports from Israel. These are mostly **fresh fruit and dried nuts** (057), **preserved fruit** (058), where Israel supplies a quarter of the EC imports of **orange juice** (05851), or **vegetables** (054).

**Raw materials** (2) were some 10% of the 1987 EC imports from Israel. These are **crude vegetable materials n.e.s.** (292) or **crude fertilisers** (271) or **cotton** (263).

## MALAYSIA

Malaysia is a country that is rapidly changing the structure of its exports toward manufactures. It is thus not surprising that **the share of manufactures (5+6+7+8) in the EC imports from there increased from 29% in 1980 to 53% in 1988**.
**Raw materials** (2) that made up more than half the EC imports from Malaysia in 1980, were limited to less than a third after 1985.

Already in 1980 half the USA **imports from Malaysia** were manufactures, only to reach 82% by 1988. This increase is mostly due to the increase in the imports of **machines and transport equipment** (7) from 36% in 1980 to over 60% by 1985. The import of **fuels** (3) which in 1980 were a third of the USA imports from Malaysia ceased to be important by 1985.

The structure of the **Japanese imports from Malaysia** on the other hand, has a totally different character. The share of manufactured imports decreased from 1980, as imports of **basic manufactures** (6) that were its main component failed to follow the increases in the value of **raw materials** (2) and **fuels** (3) which make over 80% of Japan's imports from Malaysia.

Malaysia supplied in 1987 a quarter of the EC imports of **sawn non-conifer lumber** (24831) which alone accounted for 16% of the EC imports from Malaysia during that year.
Malaysia is also a major rubber supplier to the Community. It supplied more than half the EC's imports of **natural rubber other than latex** (23202) which accounted for 14% of the EC imports from there. It also supplies more than two thirds of the EC's imports of latex natural rubber (23201) which accounts for another 3% of the Community's imports from Malaysia.
Malaysia supplies a quarter of the EC's imports of **fixed vegetable oil non soft** (424) which in 1987 accounted for over 6% of the EC imports from Malaysia.

An important Malaysian manufactured export to the Community is **transistors, valves etc.** (776) which since 1985 represented more than 16% of the EC imports from there. The Malaysian market share in the EC imports however, was reduced from its almost 9% 1985 peak to less than 8% in 1987.
Although Malaysia's 6% 1987 market share of EC imports of **radio broadcast receivers** (762) was short of its 1985 8.5%, its position of relative importance in EC imports from Malaysia remained at a steady 6%.
A dynamic export sector is **clothing and accessories** (84) which more than doubled its relative importance since 1985 to almost 7% of the EC imports from Malaysia.

## MEXICO

EC imports from Mexico are dominated by **crude oil** (333). The share of oil in the value of EC imports from Mexico is affected by the price volatility of the product. Thus, while in 1985 it represented as much as 85% of the EC imports from Mexico, in 1987 it fell to 69% and in 1988 to 53% of total EC imports from there. During the 1980s Mexico quadroupled its importance as a Community supplier of crude oil, from around 1.5% in 1980 to almost 6% by 1985.
While crude oil plays an equally important role in Japan's imports from Mexico, the US, by being much less dependent on oil imports, has an increasing emphasis on manufactured imports from Mexico, which have reached almost 70% of its total imports from there in 1988.

The value of EC manufactured imports from Mexico took off since 1985. By 1988 **manufactures** represented 28% of the EC imports from Mexico.
Half of them are **machines and transport equipment** (7). **Internal combustion piston engines** (713) accounted for 5% of the EC imports form Mexico in 1987, a dynamic export sector that doubled its share of EC imports from 2.5% in 1985 to 5.6% in 1987.
A 1980 attempt to export **passenger vehicles** (781) was replaced by **motor vehicles parts** (784) later.
The only other notable manufactured products imported by the EC from Mexico are **unwrought silver** (68113) and **textile yarn** (651).

The EC also imports from Mexico some **base metal ores** (287). Imports of **copper ores excluding matte** (28711) from there represented in 1987 more than 16% of the EC import requirements.
Lastly, the EC imports from Mexico **coffee green** (07111).

## PHILIPPINES

During the 1980s manufactures aquired a greater share of the Philippines exports. While they were 38% of the EC imports from Philippines in 1980, they increased to 59% by 1988. From being as much as 56% of the USA imports in 1980 they increased to 77% by 1988. Lastly, their relative importance in Japanese imports doubled during the 1980s, from some 10% in 1980.

Since 1985 **transistors, valves etc.** (776) tripled in importance, becoming more than 17% of the EC imports.
**Clothing and accessories** (84) are still a dynamic export sector that has reached 18.5% of the 1987 EC imports from the Philippines.
Increasingly imported products by the EC from the Philippines are **engines and motors n.e.s.** (714) which by 1987 made up more than 4%.

The EC also imports other labour-intensive manufactures from Philippines such as **various manufactured goods** (899) like **metal curving** (89911), **basketwork or wickerwork** (89971), which in 1987 accounted for 2.4% of the EC imports, **furniture** (821) accounting for 2.1%, **toys and sporting goods** (894) accounting for 1.4%, **footwear** (851) accounting for 1.2%.

**Food items** (0) make up some 16% of the 1987 EC imports from the Philippines. Almost half of it is **copra** (08137), for which the Philippines supply almost two thirds of the EC imports, a fifth was **preserved fruits and nuts nes.** (05899)
Philippines suplies more than a tenth of the EC's imports of **oils and fats** (4). **Soft fixed vegetable oil** (424) was almost 11% of the 1985 and 1987 EC imports from Philippines, from being as much as 15% in 1980. Philippines supplies about a fifth of the EC imports of this product.
Another established product **was sawn non-conifer lumber** (24831) which made up some 8% of the 1987 EC imports from the Philippines.

## SINGAPORE

Singapore, during the 1980s, experienced an intensification of concentration of its exports on manufactures.
**Manufactures grew from half the EC imports from Singapore in 1980 to almost 93% in 1988.**
Similarly, in 1980 they were 83% of the USA imports and they grew to 93% by 1988.
On the other hand, the main Japanese import from Singapore is fuels (3). However, from being almost three quarters of its total imports from there in 1980 it went down to 46%. At the same time the relative importance of manufactures more than doubled from less than 16% to more than 36%.

The absolute size of the Singapore manufactured exports is often overstated. Singapore accounts for a mere 0.4% of the 1988 EC manufactured imports. It is as much as 2.1% of the USA manufactured imports and 1% of the Japanese manufactured imports.

A very dynamic sector of major importance in the EC imports from Singapore is **office machines** (75) which increased from 1.4% of the 1980 EC imports from Singapore to a dominant position of 23% by 1987. Only **automatic data processing equipment** (752) represented in 1987 more than 14% of the EC imports from Singapore. Various **office parts and accessories** (759) accounted for 7% and **calculating machines** (75121) alone 1%.

Another major sector of EC imports from Singapore is **electric machinery n.e.s.** (77), which in 1987 accounted for more than 19% of the EC imports from there, almost doubling its position of relative importance since 1980. Only **transistors, valves etc.** (776) represented some 12% of the 1987 EC imports from Singapore, **electrical machinery nes.** (778) and **switchgear etc, parts n.e.s.** (772) some 2% and **household equipment** (775) some 1.5%.

Imports of **telecommunication and sound equipment** (76) grew in relative importance from less than 14% of the 1985 EC imports from Singapore to more than 17% by 1987. Only **radio broadcast receivers** (762) represented some 7% with **television receivers** (761) representing another 6%, **sound recorders** (763) a 2.5%, and **telecommunication equipment nes** (764) some 1.7%.

Imports of **wood and cork manufactures** (63) on the other hand remain stagnant at just over 2% of the EC imports from Singapore.

Imports of **clothing and accessories** (84) are a dynamic sector whose relative importance doubled between 1985 and 1987 to almost 6% of the EC imports from Singapore.

Beyond manufactures, some 5% of the EC's 1987 imports of **sawn non-conifer lumber** (24831) came from Singapore, accounting for over 3% of the Community imports from there.

## SOUTH KOREA

**Both the EC and USA imports from Korea are almost exclusively manufactures other than chemicals (6+7+8).** Even in the case of Japanese imports, manufactures make up three quarters.

EC imports of **machinery and transport equipment** (7) have been the most dynamic, growing from a share of 15% of the EC imports from Korea in 1980 to 41% in 1987. The growth of miscellaneous manufactured articles (8) and basic manufactures (6) imports did not follow such hectic rates of increase and as a result their share has been reduced from 54% in 1980 to 43% in 1988 in the first case, and from 24% in 1980 to 11% in 1988 in the second.
Similar changes took place in the composition of USA imports from Korea, but not in the case of Japanese imports, where machinery and transport equipment (7) did not really take off while imports of miscellaneous manufactured articles (8) overgrew those of basic manufactures (6).

In terms of products, Korean exports during the 1980s shifted from textiles and clothing domination into the production of ships, motor vehicles, steel and heavy machinery, integrated circuits and consumer electronics.

Still, **clothing and accessories** (84) have been a core export sector for Korea. Throughout the 1980s Korea supplied a tenth of the EC's imports in this sector. The emergence of new dynamic sectors however, has limited the share of clothing and accessories in the EC imports from Korea, from a third in 1980 to a quarter in 1987.

An important sector with considerable dynamism is **telecommunication and sound equipment** (76) which increased its relative importance in the EC imports from Korea from 9% in 1985 to 16% in 1987. Even more importantly, Korea's share in the EC imports increased from 3.3% in 1985 to 8.3% in 1987. Korea supplies an increasing share of the EC imports of **radio broadcast receivers** (762) reaching 16% in 1987, with their relative importance in the EC imports from Korea at 6%. Imports of **sound recorders** (763) are more dynamic, accounting for 5% of the EC imports from Korea and commanding a tenth of the EC import market. Three quarters of it is **TV image sound recorders** (76381). Korea supplied 15% of the 1987 EC imports of **television receivers** (761) which, made for 3% of the EC imports from there. Lastly, more than 2% was accounted for by **telecommunication equipment** (764).

Korea managed to increase its share of the dynamic EC import market of **automatic data processing equipment** (752) from 2.5% in 1985 to 4% in 1987, accounting for 7% of the EC imports from Korea.
Another sector whose relative importance more than doubled from 1980 to more than 8% of the 1987 EC imports from Korea is **electric machinery n.e.s.** (77). **Transistors, valves etc.** (776) is almost half of it. Some 2.3% of the 1987 EC imports from Korea are **electrothermical domestic appliances** (77586) with **electrical machinery n.e.s.** (778) at 1.6%.

Korea supplied in 1987 nearly a fifth of the EC imports of **leather footwear** (85102) which accounted for over 5% of the EC imports from Korea.
The relative importance of **textile yarn and fabric** (65) fell, as Korea restructured its export profile, from 7.6% of the 1980 EC imports from Korea to 4.6% in 1987.
Some 2.2% of the 1987 EC imports from Korea are **toys** (89423), and 3% **travel goods and handbags** (831).
In the second half of the 1980s Korea managed to provide more than 5% of the EC imports of **ships and boats** (793), which makes for some 2.5% of Community imports from there.

## TAIWAN

**Manufactures are almost all the EC and USA imports from Taiwan**. Manufactures were over half the Japanese imports from Taiwan in 1980, two thirds by 1988.

**Machines and transport equipment** (7) account for 45% of the 1988 EC imports from Taiwan, **various manufactures** (8) almost 37% and **basic manufactures** (6) almost 15%.

Taiwan more than doubled in the 1985-7 period its share of the EC imports of **office machines** (75) to more than 5%. These account for almost 15% of the 1987 EC imports from Taiwan, being 10% in 1980. Two thirds of it is **automatic data processing equipment** (752) and about a sixth **is office machinery** (759).
Throughout the 1980s **toys and sporting goods** (894) accounted for about 8% of the EC imports from there. Taiwan actually supplied a fifth of the EC imports of these products in 1987.
A tenth of the 1987 EC imports from Taiwan **was electric machinery n.e.s.** (77). Half of it was **transistors, valves etc.**(776), a quarter was **electrical machinery** (778) and about an eighth **switchgear** (772).
**Telecommunication and sound equipment** (76) accounted for another tenth of the 1987 EC imports from Taiwan. Almost half of it was **radio broadcast receivers** (762). A third of it was **telecommunication equipment** (764).

As Taiwan exports move upmarket, the relative importance of **clothing and accessories** (84) in the EC imports from Taiwan gradually declines from 9% in 1987.
Taiwan supplied in 1987 a fifth of EC imports of **footwear** (851), which accounted for less than 7% of the 1987 EC imports from Taiwan.
It also supplied as much as 28% of the EC imports of **travel goods and handbags** (831) which accounted for over 4% of the 1987 EC imports from Taiwan.
Some 5% of the 1987 EC imports from Taiwan were **metal manufactures n.e.s.** (69) with some 2% being **tools** (695).

## THAILAND

During the second half of the 1980s Thailand took decisive steps towards industrialisation. This is illustrated in the changes of the country's export structure. **Manufactures increased their share in the EC imports from there, from 37% in 1985 to 56% in 1988**. Similarly manufactures increased from 62% of the 1985 USA imports to 73% in 1988. The increase in the share of manufactures in the Japanese imports from Thailand was more modest, from 24% in 1980 to 27% in 1985 and 32% by 1988.

A major EC import from Thailand has been **fresh and dry roots and tubers** (05481), which accounted for some 40% of the EC imports from there. By 1987 this share was down to 29%, although Thailand consistently supplies more than a third (some 35%) of the EC import requirements.
On the other hand, a dynamic food export to the Community is **fish** (03) some 60% of which is preserved fish (037) and some 40% is fresh and frozen shell fish (036). While in 1980 fish represented 5% of the EC imports from Thailand, in 1987 they represented some 10.5%.

As is usually the case with NICs, **clothing and accessories** (84) led Thailand's manufactured exports drive. From some 6% of the EC imports from Thailand in 1980, they became by 1987 as much as 15%.
By contrast, the relative importance of **textile yarn and fabric** (65) remained stagnant at 7%.

A rising sector is **various manufactured goods** (89) such as **gold, silverware jewelry** (897) or **toys and sporting goods** (894), which from less than 2% in 1980 went up to more than 5% of the EC imports from Thailand by 1987.

The Thai manufactured exports drive to the Community also included another typical NICs sector; **transistors, valves etc.** (776) which in 1987 was almost 3.5% of the EC imports from there.
Lastly, Thailand increased its share of the EC imports of **pearls** (667) from 0.7% in 1980 to 1.6% by 1987, always accounting for around 3.5% of the EC imports from there.

## TURKEY

During the 1980s Turkey pursued a successful strategy of export expansion centered on manufactures.
Indeed, **the relative importance of manufactures in the EC imports from Turkey increased dramatically in the 1980s**, from about a third of the EC imports from Turkey in 1980 to almost two thirds by 1988. The share of manufactures in the USA imports increased five times from some 11% of the 1970 USA imports from there to 51% in 1988. The shift towards manufactures is even more radical when it comes to Japanese imports, where manufactures accounted for a me: 1.7% in 1980 and reached 57% by 1988.

These dramatic changes in the structure of the EC imports from Turkey were underlined by the appearence of a whole series of new products.
**Clothing and accessories** (84) has been a leading sector in this drive to change the profile of Turkish exports to the Community. From accounting for 7% of the EC imports from Turkey in 1980, it went on to account for a third by 1987. Even more impressive is Turkey's breakthrough in the EC import market in this sector. Indeed, whereas it supplied 1% of the EC imports of clothing and accessories in 1980, by 1987 it alone suplied a tenth.
The EC imports from Turkey a wide variety of clothing and accessories; non elastic knit outerwear (845) mostly made of cotton (84512), headgear (848), women's outerwear (843) mostly made of cotton (84393), knitted undergarments (846) mostly of cotton other than shirts (84629), non knit men's outerwear (842) and non-knit undergarments (844).
The industrialisation drive did not lead to a neglect of previous sectors of less sophisticated exports.
**Textile yarn and fabric** (65) was the main manufactured export of Turkey, accounting for 18% of the 1980 EC imports from Turkey. Although its relative share was reduced to less than 15% by 1987, Turkey's share of the EC imports of this sector doubled to 6.6%.
These imports are mostly composed of: textile yarn (651) mostly cotton (65132 and 65133), textile articles (658), floor coverings (659) and woven cotton fabrics (652).

In 1980, **vegetables and fruit** (05) were more than a third of the EC imports from Turkey. The development of the manufactured exports limited the sector's share to 14% by 1987. Despite that, Turkey remains an important EC supplier of vegetables and fruit, consistently providing more than 7% of the EC imports. Two thirds of these are **fruits and nuts** (057) like **hazelnuts** (05775) and **Brazil nuts** (05752), while the rest are mostly **vegetables** (054) and **preserved fruits** (058).
Another sector whose relative importance was supressed by the rise of manufactures **was textile fibres** (26) like **cotton** (263) or **synthetic fabrics** (266), which from 12% in 1980 were limited to just over 3% of the EC imports from Turkey. Once again however Turkey maintained its 3.5% share of the EC import market.
**Crude fertilizers and minerals n.e.s.** (27) from 6.5% of the 1980 EC imports from Turkey were limited to 3% by 1987, while at the same time doubling their share of the EC import market from 3% to 6%.

Apart from the rise of manufactures, what led to the three times increase of Turkey's share of the EC imports from 0.4% in 1980 to 1.2% in 1987, is the emergence of **petroleum** exports (33) to the Community. By 1987 Turkey supplied 1.3% of the EC imports which made up some 15% of the EC imports from Turkey. Two thirds of it in 1987 was **crude petroleum** (333) while the remaining third was **refined petroleum products** (334).

## YUGOSLAVIA

Yugoslavia mostly exports manufactures. Moreover their relative importance increased during the 1980s. **Manufactures were 68% of the EC imports from Yugoslavia in 1980 and increased to 81% by 1988**. The volume of USA and Japanese imports from Yugoslavia is much smaller than that of the EC imports from there, and they are even more concentrated on manufactures.

A fifth of the EC imports from Yugoslavia in 1988 were **clothing and accessories** (84) accounting for as much as 7% of total EC imports in the sector. Both the sector's relative importance in the EC imports from there, and Yugoslavia's importance as a supplier of clothing and accessories increased in the 1980s.
Some 8.5% of the 1988 imports were **road vehicles** (78) almost half of it **passenger motor vehicles excluding buses** (781) a quarter **spareparts** (784) and a fifth **lorries** (782). This is another sector whose importance increased in the 1980s.
Other sectors such as **electric machinery nes.** (77) like **household equipment** (775), **non-ferrous metals** (68) like **aluminium** (684) or **copper excluding cement copper** (682), or **iron and steel** (67), account for around 5% of the EC imports from Yugoslavia. The last one developed to its level of current importance during the 1980s.
Other dynamic sectors in the EC imports from Yugoslavia are **textile yarn and fabrics** (65) and **leather footwear** (85102).

A non-manufactured sector of EC imports from Yugoslavia, whose relative importance was more than halved to some 3% since 1980, was **cork and wood** (24). Two thirds of it is **sawn non-conifer lumber** (24831).
Similar developments took place in EC imports of refined **petroleum products** (334) from Yugoslavia, whose value decreased from 5.2% of the EC imports in 1980 to 2.3% in 1988.
It is interesting to note however, that since Yugoslavia maintained unchanged its share in the EC imports of both sectors, these decreases in their relative importance in the EC imports has to do more with the demand side, and in the second case with the evolution of the prices of petroleum products.

## B. THE STRUCTURE OF THE EC EXPORTS TO THE NICs

The structure of the EC exports to individual NICs does not differ as much as its imports from there. The examination of the product composition of EC trade with each one of them is more fruitful when conducted by reference to their deviation from the EC-NICs overall trade structure.

**Around 90% of the EC exports to the NICs are manufactures (5+6+7+8).**
By comparison, manufactures are around 70% of the USA exports to the NICs. Some 11% are raw materials, around 7% food items (0) and 6% miscellaneous products (9).
Japanese exports to the NICs on the other hand are most concentrated on manufactures, in the region of 95%.
**The NICs absorb around 15% of the EC manufactured exports.**
For the USA and Japan they represent a considerably more important export market for manufactures, absorbing around a quarter in the first case and around 30% in the second of total manufactured exports.

15 MOST IMPORTANT SECTORS OF EC EXPORTS TO THE NICs (1988)

| | | 1980 | | | 1988 | | |
|---|---|---|---|---|---|---|---|
| SITC Rev.2 | Sector name | Value bil ECU | NICs'% in ECsectoral exports | Sector's% in total exports to the NICs | Value bil ECU | NICs'% in ECsectoral exports | Sector's% in total exports to the NICs |
| TOTAL | | 28431 | 13.2 | 100.0 | 57322 | 15.8 | 100.0 |
| 72 | Machines For Special Industries | 2588 | 19.2 | 9.1 | 4605 | 21.6 | 8.0 |
| 66 | Nonmetal Mineral MFS NES | 1384 | 14.0 | 4.8 | 4421 | 32.5 | 7.7 |
| 74 | General Industrial Machinery NES | 2179 | 16.5 | 7.6 | 4105 | 18.7 | 7.1 |
| 77 | Electric Machinery NES | 1592 | 16.2 | 5.6 | 3912 | 19.8 | 6.8 |
| 78 | Road Vehicles | 1895 | 9.7 | 6.6 | 3841 | 11.3 | 6.7 |
| 67 | Iron & Steel | 1814 | 15.2 | 6.3 | 2872 | 18.6 | 5.0 |
| 51 | Organic Chemicals | 1353 | 24.9 | 4.7 | 2858 | 23.4 | 4.9 |
| 71 | Power Generating Equipment | 1335 | 18.8 | 4.6 | 2147 | 18.0 | 3.7 |
| 79 | Other Transport Equipment | 1473 | 20.1 | 5.1 | 2040 | 17.0 | 3.5 |
| 58 | Plastic Materials | 764 | 14.9 | 2.6 | 1844 | 20.0 | 3.2 |
| 65 | Textile Yarn, Fabrics | 639 | 9.5 | 2.2 | 1830 | 16.1 | 3.1 |
| 87 | Precision Instruments NES | 614 | 16.9 | 2.1 | 1537 | 17.5 | 2.6 |
| 76 | Telecommunication & Sound Equip. | 958 | 23.3 | 3.3 | 1482 | 22.9 | 2.5 |
| 89 | Miscellan. Manuf. Goods NES | 634 | 8.7 | 2.2 | 1314 | 7.3 | 2.2 |
| 73 | Metalworking Machinery | 824 | 22.2 | 2.8 | 1171 | 20.5 | 2.0 |

The extent to which the EC specialises in any particular product in its exports to the NICs can be measured by the EC's **sector intensity of trade** in the NICs ( $^{h}_{AB}$). In order to assess the degree of this specialisation, the share of the EC in the NICs imports of any sector under examination is compared to the EC's share in the NICs' total imports.

$$^{h}_{EC\ NICs} = (X^{h}_{EC\ NICs}/X^{h}_{W\ NICs})/(X_{EC\ NICs}/X_{W\ NICs})$$

If $^{h}_{EC\ NICs} = 1$ then the EC is as strong an exporter of product h to market of the NICs as its overall strength as an exporter to that market.

If $^{h}_{EC\ NICs} > 1$ then the EC tends to specialise more in exporting product h to the NICs market.
If $^{h}_{EC\ NICs} < 1$ then the EC is a weaker exporter of product h in the NICs market than its overall strength as an exporter to that market.

Due to the lack of appropriate data it was not possible to calculate the EC sector intensity of trade of the most important EC export sectors (at the SITC two-digit level) as it was done with regards to the specialisation of the EC imports from the NICs. Instead, the sector intensity of EC exports for the manufactures and the various one-digit product categories were calculated. These results show that the EC specialises in exporting to the NICs manufactures, mostly chemicals (5) and machinery and transport equipment (7). The degree of this specialisation was reduced over the 1980s.

On the contrary, there exists an increasing specialisation of the EC exports to the NICs in miscellaneous products (9) which is the sector where in 1987 the EC is strongest in these markets.

In the second half of the 1980s a modest degree of specialisation emerged in exports of basic manufactures (6).

The observed degrees of trade intensity are of course more moderate due to the high level of aggregation of the product groups for which it was calculated

EC EXPORTS TO THE NICs SECTOR INTENSITY OF TRADE

| SITC | | 1980 | 1985 | 1987 |
|---|---|---|---|---|
| 5+6+7+8 | Manufactures | 1.19 | 1.19 | 1.11 |
| 0 | Food Items | 0.36 | 0.31 | 0.32 |
| 1 | Bev & Tobacco | 0.71 | 0.58 | 0.66 |
| 2 | Raw Materials | 0.55 | 0.86 | 0.88 |
| 3 | Fuels | 0.17 | 0.08 | 0.15 |
| 4 | Oils & fats | 1.00 | 1.02 | 1.08 |
| 5 | Chemicals | 1.41 | 1.36 | 1.28 |
| 6 | Basic Manufactures | 0.90 | 1.14 | 1.11 |
| 7 | Machinery & Transport | 1.48 | 1.34 | 1.25 |
| 8 | Miscel. Manufactures | 0.66 | 0.64 | 0.60 |
| 9 | Miscellaneous | 1.02 | 1.56 | 1.86 |

Coming back to the TREND data on EC exports in volumes and unit values (Table 1.32) it can be noticed that contrary to the EC imports, the **volume of EC manufactured exports** to the developing regions has been falling with the exception of the Far East, for which it increases. The greatest difficulties exist in the exports of machinery and transport equipment (7) which is also the sector where **unit costs** increased most.

## EC EXPORTS OF MACHINERY AND TRANSPORT EQUIPMENT TO THE NICs

The most important EC export sector to the NICs is **machinery and transport equipment (7)**. It represents almost 45% of the EC and USA exports to the NICs. The Japanese exports to the NICs have an even heavier emphasis on this sector that reached in 1988 some 56% of their total exports there. Even most importantly, while the NICs absorb less than 8% of the total EC exports of machines and transport equipment (7) they are the market for a quarter of the USA and Japanese total exports in this sector.

The pronounced emphasis of the relative importance of this sector in the industrialised countries' exports to the NICs is natural. The EC, USA and Japan are the main world producers of transport equipment. Thus transport equipment accounts for more than a tenth of the EC exports to the NICs.

**Road vehicles** (78) account for almost 7% of the EC exports to the NICs. The bulk of it is **passenger motor vehicles excluding buses** (781) and **motor vehicles parts and accessories** (784). The NICs absorb around a tenth of such EC exports.
**Other transport equipment** (79) accounted for 3.7% of the 1987 EC exports to the NICs, being more than 5% in 1980. A third of it is **aircraft etc.** (792) and another **ships and boats etc.** (793). The NICs absorb as much as a fifth of such EC exports.

Apart from transport equipment for which they are the main producers, the industrialised countries are also the main suppliers of capital equipment for the NICs industrialisation. In fact, much of it may well be part of intra-firm trade in vertically integrated multinational structures.

EC exports of **machinery for specialised industry** (72) to the NICs is the most important sector, accounting for nearly 9% of the total EC exports there. **Textile and leather machinery** (724) which is a typical NICs export sector accounts for almost 40% of that. A third is made up of **other machinery for specialised industry** (728).
For the EC exports of such machinery the NICs are a major market absorbing around a quarter of its total exports, reaching almost 40% when it comes to textile and leather machinery (724).

Another 6.7% of the 1987 EC exports to the NICs is made up of **general industrial machinery** (74) such as **non-electric machinery parts and accessories** (749) **heating and cooling equipment** (741) and **pumps, centrefuges etc.** (743).
A similar share is made up of **electric machinery** (77) such as **transistors, valves etc.** (776), **switchgear and parts** (772), **other electric machinery** (778). In contrast to non-electric machinery however, this sector is gradually increasing its relative importance in the EC exports to the NICs. In both cases, the NICs absorb around a fifth of the EC sectoral exports.

**Power generating equipment** (71) such as **internal combustion piston engines** (713), **engines and motors n.e.s.** (714) accounted for 3.7% of the EC exports to the NICs, although this share grew smaller when compared to 1980.
Some 2.5% of the 1987 EC exports to the NICs were **metalworking machinery** (73) such as **metalworking machine tools** (736).

The EC does not only supply industrial capital but also business communication infrastructural goods such as **telecommunication equipment, parts and accessories** (764) which make up some 3% of the 1987 EC exports to the NICs and **office machines** (75) which accounted for 1.6% of the 1987 exports.

While machinery and transport equipment accounted for 45% of the 1987 EC exports to the NICs, exports to some NICs have a heavier emphasis on this sector; such as Argentina (50%), Brazil (55%), China (59%), Mexico (59%), or Taiwan (54%).
On the other hand, the NICs where the EC exports have a smaller emphasis on this sector are: Hong Kong (30%), India (41%), Israel (34%), Korea (41%) and Yugoslavia (41%).

## EC EXPORTS OF BASIC MANUFACTURES TO THE NICs

For the EC and Japan **basic manufactures (6)** are the second most important export sector to the NICs representing in 1988 around 22% of their exports there. Although in both cases the NICs' relative importance in the exports of basic manufactures increased over the 1980s it is different for the two: while in the case of the EC exports the NICs absorbed less than a fifth, in the case of Japanese exports they accounted for almost half its basic manufactures exports.
By comparison basic manufactures represent a much smaller part in the USA exports to the NICs, a mere 8% in 1988. Although these are not exports that the USA specialises on, the NICs absorbed in 1988 a quarter of its exports of this sector.

**Rough simply worked diamonds** (66722) alone accounted for as much as 4% of the EC exports to the NICs in 1987, a share that was doubled by comparison to the 1980. In fact the NICs absorbed three quarters of the EC exports of this product.

**India** alone absorbed in 1987 43% of the EC exports of rough simply worked diamonds, a product that alone accounted for a fifth of the EC exports there.

Other basic manufactures that the EC exports to the NICs are metal industry products.
**Iron and steel** (67) exports to the NICs accounted for 5.2% of the EC total 1987 exports to the NICs. More than a third of it was **iron and steel plate sheets** (674) and about a fifth **iron and steel in primary forms** (672).
**Other metal manufactures n.e.s.** (69) accounted for around 2% and **non-ferrous metals** (68) for 1.3% of the 1987 EC exports to the NICs.
On the whole, the trend for their share to increase in the mid-1980s was followed by a subsequent reduction.

**Glassware** (65) accounted for almost 3% of the 1987 EC exports to the NICs, a share that has gradually been increasing during the 1980s.

It is interesting to note in view of the NICs' export emphasis on this sector, that a third of the EC's **leather** (61) exports go to the NICs accounting for some 1.2% of the 1987 EC exports there.

Given that basic manufactures represented a fifth of the 1987 EC exports to the NICs, the NICs export markets where there exists a considerably emphasis on this sector are: India (33%) mostly as a result of the considerable exports of diamonds there, Israel (37%) and Yugoslavia (26%).

On the other hand, a lot of NICs are not emphasising this sector, like: Argentina (10%), Brazil (10%), China (15%), Indonesia (12%), Mexico (11%), the Philippines (9%) and Taiwan (11%).

## EC EXPORTS OF CHEMICALS TO THE NICs

**Chemicals (5)** represent about 16% of the EC exports to the NICs, which absorb almost a fifth of the total EC exports of chemicals.
By comparison, chemicals represent around a tenth of the USA and Japanese exports to the NICs but they absorb almost a third and more than half respectively of their total exports of this sector.

**Organic chemicals** (51) account for almost a third of the EC chemicals exports to the NICs. About a fifth of that is **organic chemical compounds** (515) mostly **heterocyclic compounds other than lactams** (51569).

Almost a fifth of the EC exports of chemicals to the NICs is **plastic materials etc.** (58) such as **polymerization products** (583) and **products of condensation** (582).

A tenth of the EC chemicals exports to the NICs are **medicinal and pharmaceutical products** (541) another tenth **dyes, tanning and colour products** (53), a bit less **for inorganic chemicals** (52).

NICs where the EC's exports emphasis on the chemicals sector is greater are: Indonesia (20%), the Philippines (21.4%), Korea (22.3%), Taiwan (21%) and Thailand (20.4%).
On the other hand, countries that EC exports do specialise in this sector are: India (10%) and Israel (12%).

## EC EXPORTS OF MISCELLANEOUS MANUFACTURES TO THE NICs

**Miscellaneous manufactured goods (8)** represent around 7% of the EC exports to the NICs, which absorb around 9% of total EC exports of miscellaneous manufactured goods (8).

These are often used in industry. Indeed more than a third are **precision instruments n.e.s.** (87) mostly **measuring and controlling instruments** (874).
**Photographic equipment** (88) accounts for 1% of the 1987 EC exports to the NICs.

The NICs markets where EC exports had a more pronounced emphasis on miscellaneous manufactures were Hong Kong (18.6%) and Singapore (11.2%), while less emphasis was on this sector in EC exports to Taiwan (4.4%), Thailand (5%) and Turkey (4.8%).

## MISCELLANEOUS GOODS

**Various goods not classified by kind (9)** represented in 1987 some 3.5% of the EC exports to the NICs, compared to 2% in 1980. A similar increase was registered with respect to the relative importance of the NICs in absorbing such goods (9), from 11% in 1980 to 22% of total EC exports of such goods (9) in 1987.

EC exports to three NICs markets have a particularly pronounced emphasis on this sector: Argentina (11%), Indonesia (10%) and Thailand (6%).
On the other hand, exports to NICs such as China (1%), Israel (1.8%), Mexico (1.5%), Philippines (1.2%), Taiwan (1.1%), Turkey (1%) and Yugoslavia (1.3%) do not have an important component in this sector.

## EC EXPORTS OF FOOD ITEMS TO THE NICs

**Food items (0)** represented 2.5% of the 1988 EC exports to the NICs, an export market that absorbs around 8% of the total EC exports in this sector.

The NICs where the EC exports have a greater emphasis on food items are: Brazil where in 1987 food items went up to 4.9% of the total EC exports there, only to fall back to 1.9% in the following year, Israel (4.4%), Malaysia (4%), Mexico (3.5%), Philippines (10.4%) more than half of it being dairy products (02) and around a tenth of various preparations of edible products (098), Thailand (5.3%)

By contrast, NICs where the EC exports have considerably less emphasis than the average on food items are Argentina (0.5%) and China (1.5%).

## EC EXPORTS OF RAW MATERIALS TO THE NICs

**Raw materials (2)** increased their share of the EC exports to the NICs from 1.6% in 1980 to 2.7% in 1988. In fact the NICs absorbed as much as a fifth of the total 1988 EC exports of this sector.

The NICs where the EC exports have a greater emphasis on raw materials are Korea (5.1%), China (3.9%) mostly as a result of exports of synthetic fibres to spin (266), Turkey (3.6%) and Yugoslavia (3.1%).
On the other hand, the NICs where EC exports have little emphasis on this sector are Argentina (1.3%), Brazil (1.5%), Indonesia (1.1%), Israel (1.4%) Malaysia (1.1%), Mexico (0.6%), the Philippines (1.1%) Singapore (0.5%) and Thailand (1.1%).

# STATISTICAL ANNEX

TABLE 1.1: Ranking of LDCs According to Industrialisation Criteria

IA. Manufacturing as a % Share of GDP
(over 15% at any of the three dates examined)

| 1970 | | 1980 | | 1986 | |
|---|---|---|---|---|---|
| China | 37 | China | 44 | Taiwan | 43 |
| Hong Kong | 28 | Taiwan | 40[a] | China | 40 |
| Chile | 26 | Cuba | 39 | Cuba | 38 |
| Israel | 25 | Egypt | 30 | Yugoslavia | 34[b] |
| Argentina | 25 | Malta | 29 | Argentina | 30 |
| Yugoslavia | 24 | Singapore | 28 | Korea | 30 |
| Brazil | 24 | Korea | 28 | Singapore | 27 |
| Peru | 24 | Peru | 28 | Zimbabwe | 27 |
| Mexico | 24 | Yugoslavia | 27 | Turkey | 26 |
| Philippines | 23 | Brazil | 26 | Brazil | 26[b] |
| Syria | 23 | Nicaragua | 25 | Malta | 26 |
| Korea | 21 | Philippines | 24 | Philippines | 25 |
| Singapore | 20 | Argentina | 24[a] | Nicaragua | 25[c] |
| Nicaragua | 20 | Zimbabwe | 23 | Mexico | 24[b] |
| Uruguay | 20 | Mexico | 23 | Uruguay | 24 |
| Egypt | 19 | Hong Kong | 22 | Venezuela | 23 |
| Zimbabwe | 19 | Uruguay | 22 | Colombia | 22 |
| Malta | 19 | Chile | 21 | Thailand | 21 |
| Dominic. Rep. | 19 | Malaysia | 21 | Hong Kong | 20[b] |
| El Salvador | 19 | Thailand | 20 | Ecuador | 20 |
| Costa Rica | 18 | Turkey | 20 | Jamaica | 20 |
| Ecuador | 18 | Costa Rica | 19 | Mauritius | 19 |
| Paraguay | 17 | Ecuador | 18 | Israel | 17 |
| Thailand | 16 | Colombia | 17 | Morocco | 17 |
| Venezuela | 16 | Israel | 17 | Senegal | 17 |
| Colombia | 16 | Cyprus | 17 | Sri Lanka | 17 |
| Jamaica | 16 | Morocco | 17 | Dominic. Rep. | 16[b] |
| Sri Lanka | 16 | Sri Lanka | 17 | Pakistan | 16 |
| Morocco | 16 | Syria | 17 | Paraguay | 16 |
| Senegal | 16 | Venezuela | 16 | Cyprus | 15 |
| Turkey | 15 | Pakistan | 16 | El Salvador | 15 |
| Pakistan | 15 | Dominic. Rep. | 16 | India | 15 |
| India | 13 | Jamaica | 16 | Syria | 11 |
| MalAysia | 12 | Paraguay | 16 | Chile | .. |
| Mauritius | 12 | El Salvador | 15 | Malaysia | .. |
| | | India | 15 | Peru | .. |
| | | Senegal | 15 | Egypt | .. |
| | | Mauritius | 13 | | |

IB. % Share of the Labour Force in Industry

| 1980 | |
|---|---|
| Hong Kong | 42.7 |
| Malta | 38.4 |
| Taiwan | 33.8[d] |
| Singapore | 33.2 |
| Trinidad & Tobago | 31.8 |
| Argentina | 30.9 |
| Cyprus | 30.6 |
| Yugoslavia | 31.0 |
| Tunisia | 28.4 |
| United Arab Emir. | 27.2 |
| Israel | 26.8 |
| Bahrain | 23.9 |
| Lebanon | 23.7 |
| Syria | 23.9 |
| Cuba | 23.8 |
| Mexico | 22.5 |
| Brazil | 22.3 |
| Korea | 22.1 |
| Venezuela | 21.7 |
| Libya | 21.6 |
| Chile | 20.7 |
| Guyana | 20.5 |
| Kuwait | 20.5 |
| Algeria | 20.0 |

[d] 1986
[b] 1985
[a] 1981
[c] 1984

TABLE 1.1 (continued): Ranking of LDCs According to Industrialisation Criteria

II. % Share of Manufactured Goods in Total Exports

| 1970 | | 1980 | | 1987 | |
|---|---|---|---|---|---|
| Hong Kong | 95.25 | Macau | 96.62 | Macau | 97.07 |
| Macau | 87.82 | Hong Kong | 95.59 | Hong Kong | 95.50 |
| Malta | 78.50 | Malta | 93.52 | Malta | 93.46 |
| Korea | 74.91 | Israel | 81.25 | Korea | 87.39 |
| Israel | 69.11 | Korea | 80.09 | Israel | 84.94 |
| Sierra Leone | 59.79 | Yugoslavia | 70.22 | Yugoslavia | 72.25 |
| Pakistan | 57.18 | Jamaica | 62.09 | Pakistan | 65.48 |
| Yugoslavia | 55.27 | India | 57.51 | Singapore | 65.33 |
| India | 45.13 | Cyprus | 55.03 | Tunisia | 59.68 |
| Jamaica | 41.70 | Pakistan | 48.17 | Nepal | 58.98 |
| Mexico | 29.98 | Haiti | 47.95 | Cyprus | 58.47 |
| El Salvador | 27.38 | Singapore | 45.60 | Jamaica | 58.40 |
| Guatemala | 26.74 | Uruguay | 37.22 | Turkey | 58.36 |
| Singapore | 26.71 | Tunisia | 35.64 | India | 57.59 |
| Egypt | 26.07 | Brazil | 32.83 | Thailand | 50.76 |
| Haiti | 23.68 | Jordan | 32.50 | Jordan | 47.52 |
| Uruguay | 19.90 | Nepal | 30.50 | Morocco | 43.51 |
| Costa Rica | 17.95 | Sierra Leone | 29.33 | Uruguay | 43.22 |
| Jordan | 16.18 | Mauritius | 27.36 | Sri Lanka | 42.54 |
| Tunisia | 14.38 | Costa Rica | 26.66 | Malaysia | 36.34 |
| Cyprus | 14.12 | Turkey | 25.93 | China | 35.91[b] |
| Argentina | 12.29 | Thailand | 24.40 | Brazil | 35.37 |
| Brazil | 9.66 | Morocco | 23.50 | Egypt | 33.38 |
| Morocco | 9.65 | Guatemala | 23.43 | Mauritius | 30.31 |
| Turkey | 8.41 | El Salvador | 23.32 | Philippines | 30.11 |
| Philippines | 6.38 | Argentina | 21.36 | Mexico | 26.17 |
| Malaysia | 6.31 | Philippines | 20.25 | Argentina | 25.98 |
| Thailand | 4.43 | Sri Lanka | 18.55 | El Salvador | 24.80 |
| Mauritius | 1.80 | Malaysia | 18.36 | Costa Rica | 22.74 |
| Sri Lanka | 1.42 | Mexico | 11.56 | Guatemala | 22.68 |
| Indonesia | 1.15 | Egypt | 10.41 | Indonesia | 18.83 |
| Nepal | .. | Indonesia | 2.2 | Haiti | .. |
| China | .. | China | .. | Sierra Leone | .. |

III. Share of Class 2 manufactured exports (> 0.2%)

| 1973 | | 1985 | | 1973-85 |
|---|---|---|---|---|
| Hong Kong | >/10.0% | Hong Kong | >/10.0% | - |
| Korea | 5.0<X<10.0 | Korea | >/10.0% | + |
| Yugoslavia | 5.0<X<10.0 | Singapore | 5.0<X<10.0 | + |
| Singapore | 5.0<X<10.0 | Brazil | 5.0<X<10.0 | + |
| India | 2.5<X<5.0 | Yugoslavia | 2.5<X<5.0 | - |
| Brazil | 2.5<X<5.0 | India | 2.5<X<5.0 | - |
| Mexico | 2.5<X<5.0 | Malaysia | 2.5<X<5.0 | + |
| Argentina | 0.5<X<2.5 | Mexico | 2.5<X<5.0 | - |
| Pakistan | 0.5<X<2.5 | Turkey | 0.5<X<2.5 | + |
| Malaysia | 0.5<X<2.5 | Philippines | 0.5<X<2.5 | + |
| Thailand | 0.5<X<2.5 | Thailand | 0.5<X<2.5 | + |
| Colombia | 0.5<X<2.5 | Indonesia | 0.5<X<2.5 | + |
| Philippines | 0.5<X<2.5 | Pakistan | 0.5<X<2.5 | - |
| Egypt | 0.5<X<2.5 | Argentina | 0.5<X<2.5 | - |
| Turkey | 0.5<X<2.5 | Morocco | 0.2<X<0.5 | + |
| Jamaica | 0.5<X<2.5 | Tunisia | 0.2<X<0.5 | + |
| Morocco | 0.2<X<0.5 | Colombia | 0.2<X<0.5 | - |
| Zimbabwe | 0.2<X<0.5 | Egypt | 0.2<X<0.5 | - |
| Guatemala | 0.2<X<0.5 | Peru | 0.2<X<0.5 | + |
| El Salvador | 0.2<X<0.5 | Sri Lanka | 0.2<X<0.5 | + |
| Dominic. Rep. | 0.2<X<0.5 | Botswana | 0.2<X<0.5 | + |
| Tunisia | 0.2<X<0.5 | | | |
| Sierra Leone | 0.2<X<0.5 | | | |
| Costa Rica | 0.2<X<0.5 | | | |
| Venezuela | 0.2<X<0.5 | | | |
| Zaire | 0.2<X<0.5 | | | |
| Trin. & Tob. | 0.2<X<0.5 | | | |
| Ivory Coast | 0.2<X<0.5 | | | |
| Indonesia | 0.2<X<0.5 | | | |

TABLE 1.1 (continued): Ranking of LDCs According to Industrialisation Criteria

IV. Anual Average Growth Rates of GDP per Capita for LDCs greater than that of the DCs

| 1970-80 | | 1980-87 | |
|---|---|---|---|
| LDCs whose annual average growth rates of GDP per capita is greater than the corresponding one of the DCs (1970-80: 2.2, 1980-87: 2.1) | | | |
| Malta | 10.4 | China | 9.1 |
| Botswana | 9.5 | Botswana | 8.6 |
| Iraq | 7.8 | Korea | 6.8 |
| Korea | 7.2 | Taiwan | 6.7 |
| Singapore | 6.8 | Yemen | 5.8 |
| Yemen | 6.5 | Hong Kong | 4.8 |
| Hong Kong | 6.5 | Cyprus | 4.6 |
| Lesotho | 6.1 | Singapore | 4.2 |
| Mauritius | 5.8 | Cameroon | 4.1 |
| Yugoslavia | 4.8 | Pakistan | 3.7 |
| Egypt | 4.8 | Thailand | 3.6 |
| Thailand | 4.6 | Egypt | 3.5 |
| Algeria | 4.4 | Turkey | 3.4 |
| Reunion | 4.4 | Mauritius | 3.2 |
| Tunisia | 4.1 | India | 3.1 |
| Philippines | 3.7 | Burma | 3.1 |
| China | 3.3 | Reunion | 3.0 |
| Malaysia | 3.0 | Sri Lanka | 2.9 |
| Turkey | 3.0 | Indonesia | 2.2 |
| Sri Lanka | 3.0 | | |
| Morocco | 2.8 | | |
| Cameroon | 2.7 | | |
| Burma | 2.3 | | |
| Their performance in the period when they did not conform to the above criterion: | | | |
| Pakistan | 2.1 | Malaysia | 2.0 |
| Cyprus | 1.8 | Bangladesh | 1.6 |
| India | 1.4 | Tunisia | 1.4 |
| Indonesia | 1.1 | Malta | 1.3 |
| Bangladesh | 1.0 | Morocco | 0.7 |
| | | Algeria | 0.6 |
| | | Yugoslavia | 0.2 |
| | | Iraq | 0.0 |
| | | Lesotho | -0.5 |
| | | Philippines | -2.8 |

Source: UNCTAD (1989) Handbook on International Trade and Development, N.Y.; Where data on Taiwan is available it comes from the Economist Intelligence Unit (1988).

TABLE 1.2: Some information on the NICs (1986)

| NICs | GDP/capita (US$) | Population (million) | Size 000Km2 | Long-term debt/GNP(%) | % exports/ world exports (1984-5 average) | % of Foreign Debt/* Exports 1982 | Exports 1985 | GNP 1982 | GNP 1985 |
|---|---|---|---|---|---|---|---|---|---|
| Argentina | 2540 | 31.03 | 2766.89 | 59.1 | 0.43 | 434 | 546 | 78 | 68 |
| Brazil | 2023 | 138.52 | 8511.97 | 36.9 | 1.38 | 404 | 363 | 37 | 47 |
| China | 257 | 1057.21 | 9560.97 | | 1.47# | 35 | 65 | 3 | 6 |
| Hong Kong | 6809 | 5.64 | 1.04 | 10.8 | 0.90 | 21 | 20 | 17 | 22 |
| India | 296 | 772.57 | 3287.59 | 16.1 | 0.49 | 220 | 227 | 14 | 18 |
| Indonesia | 441 | 169.46 | 1904.57 | 50.0 | 1.06 | 131 | 185 | 29 | 43 |
| Israel | 6793 | 4.32 | 20.77 | | 0.32 | | 217 | 40 | 60 |
| Malaysia | 1733 | 15.90 | 329.75 | 77.7 | 0.84 | 88 | 121 | 46 | 69 |
| Mexico | 1601 | 81.00 | 1972.55 | 120.0 | 1.34 | 347 | 364 | 49 | 65 |
| Philippiness | 551 | 55.79 | 300.00 | 72.8 | 0.26 | 484 | 566 | | |
| Singapore | 6773 | 2.59 | 0.58 | 21.5 | 1.23 | 11 | 13 | 22 | 23 |
| S.Korea | 2342 | 41.97 | 98.48 | 36.8 | 1.56 | 146 | 177 | 54 | 65 |
| Taiwan | | 19.40 | 55.00 | 5.8 | 1.65# | 40 | 27 | 19 | 15 |
| Thailand | 799 | 52.27 | 514.00 | 36.7 | 0.38 | 137 | 180 | 34 | 44 |
| Turkey | 1157 | 50.36 | 780.58 | 44.0 | 0.40 | 248 | 227 | 37 | 49* |
| Yugoslavia | 2648 | 23.03 | 255.80 | 28.2 | 0.55 | 196 | 180 | | |

| NICs | EXPORTS AS % OF GDP | | | Diversification Index | | Concentration Index | |
|---|---|---|---|---|---|---|---|
| | 1970 | 1980 | 1986 | 1970 | 1985 | 1970 | 1985 |
| Argentina | 7 | 9 | 11 | 0.764 | 0.685 | 0.222 | 0.184 |
| Brazil | 7 | 9 | 12 | 0.718 | 0.528 | 0.335 | 0.122 |
| Hong Kong | 93 | 88 | 108 | 0.781 | 0.715 | 0.342 | 0.315 |
| India | 4 | 7 | 7 | 0.653 | 0.662 | 0.139 | 0.153 |
| Indonesia | 13 | 30 | 21 | 0.822 | 0.714 | 0.368 | 0.453 |
| Israel | 25 | 41 | 37 | 0.679 | 0.644 | 0.307 | 0.219 |
| Malaysia | 42 | 57 | 57 | 0.793 | 0.612 | 0.371 | 0.266 |
| Mexico | 8 | 13 | 16 | 0.584 | 0.550 | 0.116 | 0.518 |
| Philippines | 19 | 20 | 25 | 0.855 | 0.748 | 0.324 | 0.282 |
| Singapore | 113 | 201 | 1 | 0.606 | 0.498 | 0.295 | 0.252 |
| S.Korea | 14 | 33 | 41 | 0.736 | 0.592 | 0.271 | 0.193 |
| Thailand | 17 | 24 | 28 | 0.834 | 0.696 | 0.262 | 0.154 |
| Turkey | 6 | 7 | 18 | 0.807 | 0.604 | 0.330 | 0.143 |
| Yugoslavia | 18 | 21 | 22 | 0.508 | 0.449 | 0.095 | 0.095 |

Sources: UNCTAD (1988); *OECD(1987)p.20., #Taiwan Statistical Office.

Notes: The diversification index measures the absolute deviation of the country commodities shares from the world trade structure, as follows: $sj= \sum_i |hij-hi| /2$, where hij=share of product i in total exports of country j; hi= share of product i in total world exports.

The concentration index is the Hirschman index normalised to make values ranging from 0 to 1 (maximum concentration) according to the formula: $Hj=[\sqrt{\sum_{i=1}^{182} (xi/X)2} - \sqrt{1/182}] / 1 - \sqrt{1/182}$, where: j=country index; xi= value of exports of product i; $X= \sum_{i=1}^{182} xi$; 182=number of products at the 3-digit SITC level.

* as % of the GDP.

TABLE 1.3: INDEX OF REAL EFFECTIVE EXCHANGE RATES FOR SELCETED DCs AND NICs (1980-1982 average= 100)

| | 1980 | 1981 | 1982 | 1983 | 1984 | 1985 | 1986 | 1987 | 1988 |
|---|---|---|---|---|---|---|---|---|---|
| EC | 112.5 | 95.9 | 91.6 | 86.6 | 80.1 | 80.3 | 89.3 | 96.3 | 95.3 |
| USA | 89.4 | 100.6 | 109.9 | 112.7 | 119.7 | 122.3 | 102.4 | 91.8 | 87.4 |
| Japan | 103.0 | 104.6 | 92.3 | 96.6 | 97.5 | 97.0 | 115.4 | 119.6 | 125.9 |
| Argentina | 116.4 | 107.7 | 75.9 | 71.2 | 80.3 | 71.3 | 61.3 | 53.9 | 59.8 |
| Brazil | 84.8 | 103.2 | 112.0 | 85.6 | 85.0 | 84.2 | 74.0 | 73.5 | 80.5 |
| Hong Kong | 98.4 | 99.4 | 102.2 | 96.6 | 99.5 | 103.5 | 93.9 | 89.9 | 90.5 |
| Indonesia | 89.6 | 99.6 | 110.8 | 95.7 | 96.1 | 94.6 | 72.8 | 56.7 | 55.9 |
| Israel | 93.1 | 99.2 | 107.7 | 119.4 | 119.4 | 106.6 | 101.2 | 97.7 | 107.2 |
| Korea | 95.9 | 101.2 | 102.9 | 97.3 | 96.6 | 89.3 | 76.3 | 75.6 | 82.2 |
| Malaysia | 96.2 | 99.3 | 104.5 | 112.7 | 119.8 | 116.2 | 95.3 | 89.4 | 80.2 |
| Mexico | 104.0 | 114.1 | 81.9 | 78.0 | 91.9 | 90.6 | 65.3 | 67.1 | 80.0 |
| Philippines | 93.3 | 101.2 | 105.5 | 95.1 | 107.9 | 114.5 | 90.8 | 87.6 | 90.4 |
| Singapore | 98.6 | 102.7 | 98.7 | 97.1 | 102.5 | 95.6 | 80.8 | 74.5 | 73.0 |
| Taiwan | 100.9 | 102.6 | 96.5 | 93.1 | 97.2 | 94.6 | 89.1 | 94.6 | 100.1 |
| Turkey | 100.2 | 104.4 | 95.4 | 92.8 | 90.4 | 89.7 | 71.6 | 63.6 | 64.8 |

Note: Missing NICs: China, India, Thailand, Yugoslavia

The following definitions and remarks are made by the Morgan Gauarantee Trust Company who produced the real effective exchange rates used in this study (World Trade Markets, No1, 17/4/89, p.15):
A currency's nominal effective exchange rate is an index of its trade-weighted average value against the currencies of the corresponding country's principal trade partners. The real effective exchange rate, which adjusts the nominal index for relative price changes, gauges the effect on the international price competitiveness of the country's manufactures due to curency changes and differential inflation.
The relative price changes are based on indices most closely measuring the prices of domestically produced finished manufactured goods, excluding food and energy at the first stage of manufacturing.
The indices should be interpreted cautiously on three counts. First, the base period (1980-1982=100) should not be assumed one of equilibrium in relation to purchasing power parity, the balance of payments, or other policy objectives. Second, available price indices are not fully comparable. Third, especially in LDCs, taxes and subsidies on exports and tariffs, deposits, and special taxes on imports create de facto multiple exchange rate systems.

The EC real effective exchange rate differs from the rest in that it is GDP deflated, thus taking into consideration all products and it is only measured vis-a-vis the other industrialised economies.

Source: Morgan Guaranty Trust Company (various issues) World Financial Markets NY.
EC figure: EC Commission DG II.

TABLE 1.4: VALUE OF EC IMPORTS FROM (MILLIONS OF ECU)

| PARTNER | 1970 | 1973 | 1975 | 1977 | 1979 | 1980 | 1981 | 1982 | 1983 | 1984 | 1985 | 1986 | 1987 | 1988 |
|---|---|---|---|---|---|---|---|---|---|---|---|---|---|---|
| NICS | 6579 | 11060 | 12804 | 21994 | 27351 | 31586 | 37739 | 41982 | 46794 | 57651 | 60471 | 53779 | 61747 | 72935 |
| NICS I | 941 | 2126 | 3104 | 5211 | 7469 | 9164 | 10625 | 10930 | 12429 | 14944 | 14989 | 17025 | 21750 | 26255 |
| NICS II | 4580 | 7346 | 7705 | 13253 | 15491 | 17480 | 21597 | 24626 | 27941 | 34776 | 36800 | 28629 | 30526 | 34813 |
| NICS II A | 681 | 1105 | 1454 | 2776 | 3577 | 3976 | 4428 | 4783 | 5073 | 6407 | 6311 | 5565 | 6137 | 7249 |
| NICS II M | 1375 | 2265 | 2300 | 3631 | 4605 | 4890 | 5640 | 6738 | 8071 | 10046 | 11412 | 11013 | 12207 | 13548 |
| NICS II LA | 2523 | 3976 | 3952 | 6846 | 7309 | 8614 | 11530 | 13105 | 14797 | 18323 | 19077 | 12051 | 12181 | 14018 |
| NICS III | 1059 | 1588 | 1995 | 3530 | 4391 | 4943 | 5517 | 6427 | 6424 | 7931 | 8682 | 8125 | 9471 | 11867 |
| ARGENTINA | 1133 | 1496 | 1018 | 2200 | 2596 | 2005 | 2099 | 2204 | 2412 | 3277 | 3290 | 2347 | 1924 | 2576 |
| BRAZIL | 1227 | 2279 | 2575 | 4147 | 3961 | 4671 | 5737 | 6565 | 7503 | 9418 | 10319 | 7325 | 7184 | 8935 |
| CHINA | 340 | 549 | 673 | 910 | 1423 | 1935 | 2392 | 2473 | 2757 | 3344 | 3847 | 4161 | 5030 | 6492 |
| HONG KONG | 612 | 1073 | 1405 | 2081 | 3007 | 3591 | 4097 | 4213 | 4566 | 5520 | 5169 | 5656 | 6354 | 7356 |
| INDIA | 466 | 664 | 896 | 1682 | 1811 | 1775 | 1911 | 2735 | 2283 | 2971 | 2977 | 2396 | 2797 | 3295 |
| INDONESIA | 253 | 375 | 426 | 939 | 1157 | 1233 | 1214 | 1219 | 1385 | 1615 | 1858 | 1567 | 1644 | 2081 |
| ISRAEL | 324 | 453 | 643 | 1064 | 1508 | 1692 | 1877 | 2013 | 2268 | 2658 | 2875 | 2653 | 2755 | 3124 |
| MALAYSIA | 426 | 674 | 762 | 1417 | 1773 | 1861 | 1872 | 1839 | 2208 | 2997 | 2925 | 2315 | 2490 | 2996 |
| MEXICO | 163 | 201 | 358 | 498 | 753 | 1938 | 3694 | 4336 | 4881 | 5628 | 5468 | 2379 | 3073 | 2507 |
| PHILIPPINES | 103 | 210 | 356 | 587 | 760 | 855 | 1006 | 1064 | 1116 | 1372 | 1203 | 1079 | 1168 | 1277 |
| SINGAPORE | 123 | 356 | 398 | 691 | 1005 | 1276 | 1409 | 1489 | 1770 | 2410 | 2307 | 2113 | 2539 | 3277 |
| SOUTH KOREA | 61 | 240 | 610 | 1317 | 1723 | 2044 | 2425 | 2493 | 2937 | 3020 | 3426 | 4387 | 6065 | 7406 |
| TAIWAN | 145 | 457 | 691 | 1122 | 1734 | 2253 | 2695 | 2735 | 3156 | 3993 | 4087 | 4870 | 6793 | 8215 |
| THAILAND | 152 | 220 | 336 | 772 | 1044 | 1260 | 1549 | 1880 | 1749 | 2039 | 2184 | 2171 | 2480 | 2976 |
| TURKEY | 337 | 600 | 598 | 874 | 998 | 1038 | 1552 | 1937 | 2282 | 3034 | 3783 | 3472 | 4232 | 4571 |
| YUGOSLAVIA | 715 | 1212 | 1059 | 1693 | 2099 | 2161 | 2211 | 2788 | 3521 | 4354 | 4753 | 4888 | 5221 | 5852 |
| NIDCS | 18049 | 24982 | 48744 | 64774 | 73717 | 98938 | 110814 | 108593 | 97447 | 106616 | 107656 | 67658 | 60679 | 58264 |
| EXTRA-E12 DC | 31073 | 40383 | 53854 | 74143 | 96178 | 116582 | 132207 | 143223 | 153201 | 180661 | 191167 | 181118 | 186045 | 213290 |
| EXTRA-E12 | 62020 | 85903 | 127625 | 178798 | 219113 | 273404 | 310552 | 328380 | 333543 | 389755 | 403333 | 337200 | 341304 | 384480 |

TABLE 1.5: VALUE OF EC IMPORTS FROM (MILLIONS OF US$)

| | | | | | | | | | | | | | | |
|---|---|---|---|---|---|---|---|---|---|---|---|---|---|---|
| NICS | 6579 | 13879 | 16067 | 25136 | 38054 | 44923 | 42374 | 41336 | 42181 | 45551 | 46628 | 52952 | 71852 | 86427 |
| NICS I | 941 | 2668 | 3895 | 5956 | 10392 | 13033 | 11930 | 10762 | 11203 | 11807 | 11557 | 16763 | 25310 | 31114 |
| NICS II | 4580 | 9219 | 9669 | 15146 | 21553 | 24860 | 24250 | 24247 | 25187 | 27477 | 28376 | 28189 | 35521 | 41251 |
| NICS II A | 681 | 1386 | 1824 | 3172 | 4977 | 5654 | 4972 | 4709 | 4573 | 5063 | 4867 | 5479 | 7142 | 8588 |
| NICS II M | 1375 | 2843 | 2886 | 4150 | 6406 | 6955 | 6333 | 6634 | 7276 | 7938 | 8799 | 10844 | 14205 | 16055 |
| NICS II LA | 2523 | 4990 | 4959 | 7824 | 10169 | 12251 | 12946 | 12904 | 13338 | 14477 | 14710 | 11866 | 14174 | 16607 |
| NICS III | 1059 | 1992 | 2503 | 4034 | 6109 | 7030 | 6194 | 6328 | 5791 | 6267 | 6695 | 8000 | 11021 | 14063 |
| ARGENTINA | 1133 | 1878 | 1278 | 2515 | 3611 | 2852 | 2356 | 2170 | 2174 | 2589 | 2537 | 2311 | 2238 | 3052 |
| BRAZIL | 1227 | 2860 | 3232 | 4740 | 5510 | 6643 | 6441 | 6464 | 6764 | 7441 | 7957 | 7212 | 8359 | 10585 |
| CHINA | 340 | 689 | 844 | 1040 | 1980 | 2752 | 2685 | 2434 | 2485 | 2643 | 2967 | 4097 | 5854 | 7694 |
| HONG KONG | 612 | 1346 | 1763 | 2378 | 4183 | 5108 | 4600 | 4148 | 4116 | 4362 | 3986 | 5569 | 7394 | 8718 |
| INDIA | 466 | 833 | 1124 | 1922 | 2519 | 2525 | 2145 | 2693 | 2058 | 2348 | 2295 | 2359 | 3255 | 3904 |
| INDONESIA | 253 | 471 | 535 | 1073 | 1609 | 1753 | 1363 | 1200 | 1248 | 1276 | 1433 | 1543 | 1913 | 2466 |
| ISRAEL | 324 | 569 | 807 | 1216 | 2098 | 2406 | 2107 | 1982 | 2045 | 2100 | 2217 | 2612 | 3205 | 3702 |
| MALAYSIA | 426 | 846 | 956 | 1620 | 2467 | 2646 | 2102 | 1810 | 1990 | 2368 | 2255 | 2280 | 2897 | 3551 |
| MEXICO | 163 | 252 | 450 | 569 | 1047 | 2757 | 4148 | 4270 | 4400 | 4447 | 4216 | 2343 | 3576 | 2969 |
| PHILIPPINES | 103 | 264 | 446 | 671 | 1057 | 1216 | 1130 | 1048 | 1006 | 1084 | 927 | 1062 | 1359 | 1513 |
| SINGAPORE | 123 | 447 | 500 | 789 | 1398 | 1815 | 1582 | 1466 | 1595 | 1904 | 1779 | 2080 | 2955 | 3884 |
| SOUTH KOREA | 61 | 302 | 766 | 1505 | 2398 | 2907 | 2723 | 2455 | 2648 | 2386 | 2642 | 4319 | 7057 | 8777 |
| TAIWAN | 145 | 573 | 867 | 1283 | 2413 | 3204 | 3026 | 2693 | 2844 | 3155 | 3151 | 4795 | 7904 | 9735 |
| THAILAND | 152 | 277 | 422 | 882 | 1453 | 1792 | 1739 | 1851 | 1577 | 1611 | 1684 | 2137 | 2885 | 3525 |
| TURKEY | 337 | 753 | 750 | 999 | 1389 | 1476 | 1743 | 1907 | 2057 | 2397 | 2917 | 3418 | 4924 | 5418 |
| YUGOSLAVIA | 715 | 1521 | 1329 | 1935 | 2920 | 3073 | 2482 | 2746 | 3173 | 3440 | 3665 | 4813 | 6075 | 6936 |
| NIDCS | 18049 | 31350 | 61169 | 74027 | 102562 | 140712 | 124423 | 106922 | 87839 | 84240 | 83012 | 66617 | 70608 | 69025 |
| EXTRA-E12 DC | 31073 | 50676 | 67582 | 84735 | 133813 | 165806 | 148443 | 141020 | 138097 | 142744 | 147406 | 178332 | 216489 | 252744 |
| EXTRA-E12 | 62020 | 107799 | 160156 | 204341 | 304853 | 388841 | 348690 | 323328 | 300658 | 307955 | 311004 | 332012 | 397153 | 455590 |

TABLE 1.6: VALUE OF USA IMPORTS FROM (MILLIONS OF ECU)

| | | | | | | | | | | | | | | |
|---|---|---|---|---|---|---|---|---|---|---|---|---|---|---|
| NICS | 5642 | 8985 | 12461 | 22753 | 29655 | 36009 | 52772 | 61457 | 78495 | 111749 | 119048 | 98179 | 100661 | 111972 |
| NICS I | 1944 | 3724 | 4378 | 9097 | 11929 | 13213 | 19637 | 24122 | 32751 | 49526 | 54290 | 49869 | 52663 | 56109 |
| NICS II | 3217 | 4458 | 5748 | 9737 | 13609 | 17261 | 24407 | 28669 | 34132 | 47054 | 49671 | 36750 | 36522 | 42423 |
| NICS II A | 842 | 996 | 1391 | 2406 | 3266 | 3838 | 4841 | 4942 | 5985 | 8694 | 8105 | 6657 | 6806 | 8591 |
| NICS II M | 315 | 455 | 573 | 922 | 1001 | 1129 | 1789 | 1908 | 2271 | 3539 | 4458 | 3964 | 3838 | 4261 |
| NICS II LA | 2060 | 3007 | 3784 | 6409 | 9342 | 12293 | 17777 | 21819 | 25877 | 34820 | 37108 | 26128 | 25878 | 29570 |
| NICS III | 481 | 802 | 2334 | 3918 | 4117 | 5536 | 8729 | 8666 | 11612 | 15169 | 15087 | 11561 | 11477 | 13440 |
| ARGENTINA | 172 | 222 | 171 | 335 | 456 | 523 | 1040 | 1225 | 1033 | 1313 | 1502 | 953 | 1008 | 1317 |
| BRAZIL | 670 | 948 | 1169 | 1972 | 2432 | 2790 | 4262 | 4664 | 5969 | 10410 | 10509 | 7363 | 7243 | 8409 |
| CHINA | * | 52 | 126 | 177 | 470 | 816 | 1837 | 2541 | 2748 | 4279 | 5475 | 5325 | 5939 | 7820 |
| HONG KONG | 944 | 1155 | 1253 | 2542 | 3083 | 3530 | 5125 | 5980 | 7538 | 11261 | 11659 | 9621 | 9014 | 9121 |
| INDIA | 298 | 348 | 437 | 686 | 825 | 850 | 1180 | 1546 | 2589 | 3464 | 3212 | 2503 | 2342 | 2672 |
| INDONESIA | 182 | 402 | 1771 | 3055 | 2822 | 3869 | 5712 | 4579 | 6276 | 7426 | 6400 | 3733 | 3196 | 2948 |
| ISRAEL | 150 | 214 | 250 | 500 | 557 | 683 | 1140 | 1227 | 1442 | 2290 | 2853 | 2544 | 2341 | 2589 |
| MALAYSIA | 270 | 350 | 615 | 1161 | 1617 | 1887 | 2020 | 1987 | 2443 | 3573 | 3079 | 2572 | 2623 | 3251 |
| MEXICO | 1219 | 1837 | 2444 | 4103 | 6455 | 8980 | 12475 | 15930 | 18874 | 23098 | 25097 | 17813 | 17627 | 19844 |
| PHILIPPINES | 472 | 534 | 603 | 939 | 1185 | 1343 | 1923 | 1984 | 2393 | 3317 | 3026 | 2184 | 2132 | 2452 |
| SINGAPORE | 81 | 372 | 425 | 772 | 1101 | 1393 | 1953 | 2309 | 3293 | 5215 | 5722 | 4962 | 5495 | 6939 |
| SOUTH KOREA | 370 | 776 | 1149 | 2558 | 3125 | 3113 | 4871 | 6097 | 8486 | 12690 | 13876 | 13707 | 15461 | 17895 |
| TAIWAN | 549 | 1421 | 1551 | 3225 | 4620 | 5177 | 7687 | 9737 | 13434 | 20361 | 23033 | 21579 | 22693 | 22154 |
| THAILAND | 100 | 112 | 173 | 307 | 464 | 609 | 897 | 971 | 1148 | 1804 | 2000 | 1901 | 2051 | 2889 |
| TURKEY | 70 | 106 | 115 | 127 | 152 | 131 | 246 | 295 | 373 | 587 | 837 | 703 | 770 | 904 |
| YUGOSLAVIA | 96 | 135 | 208 | 294 | 292 | 315 | 403 | 386 | 456 | 662 | 768 | 717 | 726 | 769 |
| NIDCS | 4959 | 7480 | 19241 | 36791 | 42103 | 48750 | 58172 | 47031 | 44204 | 53169 | 46415 | 34457 | 34950 | 33735 |
| DCS | 28807 | 38138 | 44198 | 67843 | 81417 | 87660 | 126797 | 145170 | 170551 | 256736 | 294033 | 250074 | 224298 | 237808 |
| WORLD | 39952 | 55363 | 77220 | 129380 | 156247 | 175978 | 241549 | 256987 | 297280 | 428021 | 465195 | 387321 | 363006 | 387012 |

TABLE 1.7: VALUE OF USA IMPORTS FROM (MILLIONS OF US$)

| PARTNER | 1970 | 1973 | 1975 | 1977 | 1979 | 1980 | 1981 | 1982 | 1983 | 1984 | 1985 | 1986 | 1987 | 1988 |
|---|---|---|---|---|---|---|---|---|---|---|---|---|---|---|
| NICS | 5642 | 11275 | 15637 | 26003 | 41260 | 51213 | 59253 | 60511 | 70756 | 88295 | 91796 | 96669 | 117133 | 132708 |
| NICS I | 1944 | 4673 | 5494 | 10397 | 16597 | 18792 | 22048 | 23751 | 29522 | 39132 | 41862 | 49101 | 61280 | 66499 |
| NICS II | 3217 | 5595 | 7214 | 11129 | 18934 | 24548 | 27404 | 28228 | 30767 | 37178 | 38300 | 36184 | 42498 | 50279 |
| NICS II A | 842 | 1250 | 1745 | 2750 | 4544 | 5459 | 5435 | 4866 | 5395 | 6869 | 6250 | 6555 | 7920 | 10182 |
| NICS II M | 315 | 571 | 719 | 1053 | 1393 | 1606 | 2009 | 1878 | 2047 | 2796 | 3437 | 3903 | 4465 | 5050 |
| NICS II LA | 2060 | 3773 | 4749 | 7325 | 12998 | 17483 | 19960 | 21483 | 23325 | 27512 | 28613 | 25726 | 30112 | 35046 |
| NICS III | 481 | 1007 | 2929 | 4478 | 5728 | 7873 | 9801 | 8533 | 10467 | 11985 | 11633 | 11383 | 13355 | 15929 |
| ARGENTINA | 172 | 278 | 215 | 383 | 634 | 744 | 1167 | 1206 | 931 | 1037 | 1158 | 938 | 1173 | 1561 |
| BRAZIL | 670 | 1189 | 1467 | 2253 | 3383 | 3967 | 4786 | 4592 | 5381 | 8225 | 8103 | 7249 | 8429 | 9966 |
| CHINA | * | 65 | 159 | 203 | 654 | 1161 | 2062 | 2502 | 2477 | 3381 | 4222 | 5243 | 6910 | 9269 |
| HONG KONG | 944 | 1450 | 1573 | 2905 | 4290 | 5020 | 5755 | 5888 | 6795 | 8898 | 8990 | 9473 | 10489 | 10810 |
| INDIA | 298 | 437 | 549 | 784 | 1148 | 1209 | 1325 | 1522 | 2334 | 2737 | 2476 | 2464 | 2725 | 3167 |
| INDONESIA | 182 | 505 | 2222 | 3492 | 3926 | 5503 | 6413 | 4509 | 5657 | 5867 | 4935 | 3675 | 3719 | 3494 |
| ISRAEL | 150 | 269 | 314 | 572 | 774 | 971 | 1280 | 1208 | 1300 | 1809 | 2200 | 2505 | 2724 | 3068 |
| MALAYSIA | 270 | 440 | 772 | 1326 | 2250 | 2683 | 2268 | 1957 | 2203 | 2823 | 2374 | 2533 | 3052 | 3853 |
| MEXICO | 1219 | 2306 | 3067 | 4689 | 8980 | 12771 | 14007 | 15685 | 17014 | 18250 | 19352 | 17539 | 20511 | 23519 |
| PHILIPPINES | 472 | 670 | 756 | 1073 | 1649 | 1910 | 2159 | 1953 | 2157 | 2621 | 2333 | 2150 | 2481 | 2906 |
| SINGAPORE | 81 | 466 | 534 | 882 | 1532 | 1982 | 2193 | 2273 | 2968 | 4120 | 4412 | 4885 | 6394 | 8224 |
| SOUTH KOREA | 370 | 974 | 1442 | 2923 | 4348 | 4428 | 5470 | 6003 | 7649 | 10026 | 10699 | 13497 | 17991 | 21209 |
| TAIWAN | 549 | 1784 | 1946 | 3686 | 6427 | 7362 | 8631 | 9587 | 12109 | 16088 | 17761 | 21247 | 26406 | 26256 |
| THAILAND | 100 | 141 | 217 | 350 | 646 | 866 | 1007 | 956 | 1035 | 1425 | 1542 | 1872 | 2387 | 3423 |
| TURKEY | 70 | 132 | 145 | 145 | 212 | 187 | 276 | 290 | 337 | 464 | 645 | 692 | 896 | 1071 |
| YUGOSLAVIA | 96 | 170 | 261 | 336 | 406 | 448 | 453 | 380 | 411 | 523 | 592 | 706 | 845 | 912 |
| NIDCS | 4959 | 9387 | 24146 | 42047 | 58578 | 69333 | 65316 | 46307 | 39846 | 42010 | 35790 | 33927 | 40669 | 39982 |
| DCS | 28807 | 47859 | 55464 | 77534 | 113275 | 124672 | 142368 | 142936 | 153736 | 202853 | 226725 | 246226 | 261002 | 281846 |
| WORLD | 39952 | 69476 | 96904 | 147862 | 217387 | 250280 | 271213 | 253033 | 267971 | 338189 | 358705 | 381362 | 422407 | 458682 |

TABLE 1.8: VALUE OF JAPANESE IMPORTS FROM (MILLIONS OF ECU)

| | | | | | | | | | | | | | | |
|---|---|---|---|---|---|---|---|---|---|---|---|---|---|---|
| NICS | 3244 | 6853 | 9315 | 13350 | 21061 | 24950 | 33360 | 36545 | 38373 | 50833 | 50172 | 38030 | 41840 | 51989 |
| NICS I | 658 | 2066 | 2206 | 3883 | 5727 | 5167 | 7576 | 8259 | 8997 | 12662 | 12746 | 12682 | 16127 | 21036 |
| NICS II | 1305 | 1787 | 2630 | 3041 | 6133 | 6772 | 8280 | 9517 | 10904 | 15053 | 14354 | 10880 | 10808 | 13100 |
| NICS II A | 723 | 967 | 1467 | 1440 | 4319 | 4600 | 5093 | 5671 | 6052 | 8695 | 8559 | 6552 | 6807 | 7910 |
| NICS II M | 59 | 107 | 120 | 143 | 194 | 216 | 251 | 253 | 302 | 360 | 408 | 458 | 600 | 941 |
| NICS II LA | 523 | 713 | 1044 | 1458 | 1619 | 1956 | 2936 | 3593 | 4550 | 5999 | 5386 | 3870 | 3401 | 4249 |
| NICS III | 1281 | 3000 | 4479 | 6426 | 9201 | 13011 | 17504 | 18768 | 18472 | 23117 | 23072 | 14468 | 14905 | 17854 |
| ARGENTINA | 154 | 134 | 170 | 366 | 380 | 202 | 250 | 420 | 603 | 619 | 574 | 511 | 257 | 418 |
| BRAZIL | 218 | 359 | 704 | 828 | 892 | 1097 | 1406 | 1628 | 1852 | 2520 | 2387 | 1897 | 1747 | 2489 |
| CHINA | 254 | 774 | 1222 | 1354 | 2124 | 3040 | 4713 | 5436 | 5644 | 7540 | 8407 | 5726 | 6348 | 8318 |
| HONG KONG | 92 | 220 | 196 | 305 | 477 | 400 | 592 | 631 | 743 | 1060 | 994 | 1082 | 1338 | 1779 |
| INDIA | 390 | 460 | 524 | 700 | 757 | 713 | 941 | 1140 | 1254 | 1433 | 1541 | 1317 | 1315 | 1522 |
| INDONESIA | 637 | 1766 | 2733 | 4372 | 6321 | 9258 | 11850 | 12193 | 11573 | 14144 | 13123 | 7425 | 7242 | 8013 |
| ISRAEL | 28 | 64 | 71 | 85 | 145 | 160 | 181 | 189 | 209 | 241 | 279 | 327 | 413 | 578 |
| MALAYSIA | * | * | * | * | 2341 | 2440 | 2606 | 3056 | 3473 | 5583 | 5616 | 3906 | 4101 | 3974 |
| MEXICO | 151 | 220 | 169 | 263 | 347 | 657 | 1280 | 1546 | 2096 | 2860 | 2425 | 1462 | 1397 | 1342 |
| PHILIPPINES | 534 | 653 | 890 | 785 | 1138 | 1372 | 1542 | 1558 | 1449 | 1795 | 1612 | 1234 | 1163 | 1615 |
| SINGAPORE | 87 | 178 | 319 | 601 | 1056 | 1049 | 1719 | 1843 | 1612 | 2228 | 2055 | 1469 | 1738 | 1947 |
| SOUTH KOREA | 229 | 960 | 1044 | 1850 | 2415 | 2106 | 3018 | 3304 | 3733 | 5319 | 5307 | 5366 | 6924 | 9932 |
| TAIWAN | 251 | 707 | 647 | 1128 | 1779 | 1613 | 2247 | 2481 | 2909 | 4055 | 4391 | 4764 | 6126 | 7377 |
| THAILAND | 190 | 314 | 577 | 655 | 841 | 787 | 945 | 1057 | 1130 | 1316 | 1332 | 1413 | 1543 | 2321 |
| TURKEY | 28 | 23 | 34 | 38 | 29 | 28 | 41 | 41 | 60 | 62 | 78 | 106 | 162 | 226 |
| YUGOSLAVIA | 3 | 21 | 15 | 20 | 20 | 29 | 29 | 22 | 33 | 56 | 51 | 25 | 25 | 137 |
| NIDCS | 4008 | 6107 | 15758 | 21539 | 25680 | 37498 | 46198 | 45943 | 44815 | 49865 | 46160 | 24124 | 22032 | 22464 |
| DCS | 10095 | 15315 | 18307 | 23064 | 29611 | 32886 | 42497 | 46157 | 51613 | 64614 | 64435 | 54861 | 57396 | 75412 |
| WORLD | 18883 | 30531 | 46111 | 61740 | 79140 | 98361 | 125427 | 132355 | 138691 | 169919 | 165367 | 121290 | 125510 | 154619 |

TABLE 1.9: VALUE OF JAPANESE IMPORTS FROM (MILLIONS OF US$)

| | | | | | | | | | | | | | | |
|---|---|---|---|---|---|---|---|---|---|---|---|---|---|---|
| NICS | 3244 | 8600 | 11689 | 15257 | 29302 | 35485 | 37457 | 35982 | 34590 | 40164 | 38686 | 37445 | 48686 | 61617 |
| NICS I | 658 | 2592 | 2768 | 4438 | 7968 | 7349 | 8506 | 8132 | 8110 | 10005 | 9828 | 12487 | 18766 | 24931 |
| NICS II | 1305 | 2243 | 3301 | 3476 | 8532 | 9631 | 9297 | 9371 | 9829 | 11894 | 11068 | 10713 | 12576 | 15526 |
| NICS II A | 723 | 1213 | 1841 | 1646 | 6009 | 6542 | 5718 | 5584 | 5455 | 6870 | 6600 | 6451 | 7921 | 9375 |
| NICS II M | 59 | 135 | 150 | 164 | 270 | 307 | 282 | 249 | 272 | 284 | 315 | 451 | 699 | 1115 |
| NICS II LA | 523 | 895 | 1310 | 1667 | 2253 | 2782 | 3297 | 3538 | 4102 | 4740 | 4153 | 3810 | 3957 | 5036 |
| NICS III | 1281 | 3765 | 5621 | 7344 | 12802 | 18505 | 19654 | 18480 | 16650 | 18265 | 17790 | 14246 | 17344 | 21160 |
| ARGENTINA | 154 | 168 | 214 | 419 | 529 | 287 | 281 | 413 | 544 | 489 | 443 | 503 | 300 | 495 |
| BRAZIL | 218 | 451 | 884 | 947 | 1240 | 1561 | 1578 | 1603 | 1669 | 1991 | 1840 | 1868 | 2032 | 2950 |
| CHINA | 254 | 971 | 1533 | 1547 | 2955 | 4323 | 5292 | 5352 | 5087 | 5958 | 6483 | 5638 | 7386 | 9859 |
| HONG KONG | 92 | 276 | 246 | 348 | 663 | 568 | 665 | 621 | 670 | 837 | 766 | 1066 | 1557 | 2109 |
| INDIA | 390 | 577 | 658 | 800 | 1053 | 1014 | 1057 | 1122 | 1131 | 1132 | 1189 | 1297 | 1530 | 1804 |
| INDONESIA | 637 | 2216 | 3430 | 4997 | 8794 | 13167 | 13305 | 12005 | 10432 | 11175 | 10119 | 7311 | 8427 | 9497 |
| ISRAEL | 28 | 80 | 89 | 97 | 202 | 227 | 204 | 186 | 188 | 191 | 215 | 322 | 481 | 684 |
| MALAYSIA | * | * | * | * | 3257 | 3471 | 2926 | 3009 | 3130 | 4412 | 4330 | 3846 | 4772 | 4710 |
| MEXICO | 151 | 276 | 212 | 301 | 483 | 934 | 1437 | 1522 | 1889 | 2260 | 1870 | 1439 | 1625 | 1590 |
| PHILIPPINES | 534 | 819 | 1117 | 897 | 1583 | 1951 | 1731 | 1534 | 1306 | 1419 | 1243 | 1215 | 1353 | 1914 |
| SINGAPORE | 87 | 223 | 400 | 687 | 1470 | 1493 | 1930 | 1814 | 1453 | 1761 | 1585 | 1447 | 2023 | 2308 |
| SOUTH KOREA | 229 | 1205 | 1310 | 2114 | 3359 | 2995 | 3389 | 3254 | 3365 | 4203 | 4092 | 5284 | 8058 | 11771 |
| TAIWAN | 251 | 888 | 812 | 1289 | 2476 | 2293 | 2523 | 2443 | 2622 | 3204 | 3385 | 4691 | 7128 | 8743 |
| THAILAND | 190 | 394 | 724 | 748 | 1169 | 1119 | 1061 | 1041 | 1019 | 1040 | 1027 | 1391 | 1796 | 2751 |
| TURKEY | 28 | 28 | 42 | 43 | 40 | 39 | 46 | 40 | 54 | 49 | 60 | 105 | 188 | 268 |
| YUGOSLAVIA | 3 | 26 | 19 | 23 | 28 | 41 | 32 | 22 | 30 | 44 | 39 | 24 | 29 | 162 |
| NIDCS | 4008 | 7663 | 19775 | 24616 | 35728 | 53330 | 51872 | 45237 | 40396 | 39400 | 35593 | 23753 | 25637 | 26624 |
| DCS | 10095 | 19219 | 22974 | 26359 | 41197 | 46771 | 47716 | 45447 | 46524 | 51053 | 49685 | 54017 | 66788 | 89377 |
| WORLD | 18883 | 38313 | 57865 | 70560 | 110108 | 139892 | 140830 | 130319 | 125017 | 134257 | 127512 | 119424 | 146048 | 183252 |

TABLE 1.10: INDEX OF VALUE (ECU) OF EC IMPORTS (1970-1988) FROM

| PARTNER | 1970 | 1973 | 1975 | 1977 | 1979 | 1980 | 1981 | 1982 | 1983 | 1984 | 1985 | 1986 | 1987 | 1988 |
|---|---|---|---|---|---|---|---|---|---|---|---|---|---|---|
| NICS | 24.0 | 40.4 | 46.8 | 80.4 | 100.0 | 115.4 | 137.9 | 153.4 | 171.0 | 210.7 | 221.0 | 196.6 | 225.7 | 266.3 |
| NICS I | 12.5 | 28.4 | 41.5 | 69.7 | 100.0 | 122.6 | 142.2 | 146.3 | 166.3 | 200.0 | 200.6 | 227.9 | 291.1 | 350.2 |
| NICS II | 29.5 | 47.4 | 49.7 | 85.5 | 100.0 | 112.8 | 139.4 | 158.9 | 180.3 | 224.4 | 237.5 | 184.8 | 197.0 | 224.7 |
| NICS II A | 19.0 | 30.8 | 40.6 | 77.5 | 100.0 | 111.1 | 123.7 | 133.6 | 141.8 | 179.1 | 176.4 | 155.5 | 171.5 | 202.6 |
| NICS II M | 29.8 | 49.1 | 49.9 | 78.8 | 100.0 | 106.2 | 122.4 | 146.3 | 175.2 | 218.1 | 247.8 | 239.1 | 265.1 | 294.0 |
| NICS II LA | 34.5 | 54.4 | 54.0 | 93.6 | 100.0 | 117.8 | 157.7 | 179.2 | 202.4 | 250.6 | 261.0 | 164.8 | 166.6 | 191.8 |
| NICS III | 24.1 | 36.1 | 45.4 | 80.4 | 100.0 | 112.5 | 125.6 | 146.3 | 146.3 | 180.6 | 197.7 | 185.0 | 215.7 | 270.3 |
| ARGENTINA | 43.6 | 57.6 | 39.2 | 84.7 | 100.0 | 77.2 | 80.8 | 84.8 | 92.9 | 126.2 | 126.7 | 90.4 | 74.1 | 99.2 |
| BRAZIL | 30.9 | 57.5 | 65.0 | 104.7 | 100.0 | 117.9 | 144.8 | 165.7 | 189.4 | 237.7 | 260.5 | 184.9 | 181.3 | 225.6 |
| CHINA | 23.8 | 38.5 | 47.2 | 63.9 | 100.0 | 135.9 | 168.0 | 173.7 | 193.6 | 234.9 | 270.3 | 292.3 | 353.4 | 456.2 |
| HONG KONG | 20.3 | 35.6 | 46.7 | 69.2 | 100.0 | 119.4 | 136.2 | 140.1 | 151.8 | 183.5 | 171.9 | 188.1 | 211.3 | 244.6 |
| INDIA | 25.7 | 36.6 | 49.4 | 92.8 | 100.0 | 98.0 | 105.5 | 151.0 | 126.0 | 164.0 | 164.3 | 132.2 | 154.4 | 181.9 |
| INDONESIA | 21.9 | 32.4 | 36.8 | 81.1 | 100.0 | 106.5 | 104.9 | 105.3 | 119.7 | 139.6 | 160.6 | 135.5 | 142.1 | 179.9 |
| ISRAEL | 21.4 | 30.0 | 42.6 | 70.5 | 100.0 | 112.2 | 124.4 | 133.5 | 150.4 | 176.3 | 190.7 | 175.9 | 182.7 | 206.8 |
| MALAYSIA | 24.0 | 38.0 | 42.9 | 79.9 | 100.0 | 104.9 | 105.5 | 103.6 | 124.5 | 169.0 | 164.9 | 130.5 | 140.4 | 169.0 |
| MEXICO | 21.6 | 26.6 | 47.6 | 66.1 | 100.0 | 257.4 | 490.6 | 575.9 | 648.3 | 747.5 | 726.2 | 316.0 | 408.2 | 332.9 |
| PHILIPPINES | 13.5 | 27.6 | 46.8 | 77.2 | 100.0 | 112.4 | 132.4 | 140.0 | 146.8 | 180.5 | 158.2 | 141.9 | 153.7 | 168.0 |
| SINGAPORE | 12.2 | 35.4 | 39.6 | 68.7 | 100.0 | 126.9 | 140.1 | 148.1 | 176.0 | 239.8 | 229.5 | 210.2 | 252.6 | 317.2 |
| SOUTH KOREA | 3.5 | 13.9 | 35.3 | 76.4 | 100.0 | 118.5 | 140.7 | 144.6 | 170.4 | 175.2 | 198.7 | 254.5 | 351.8 | 429.8 |
| TAIWAN | 8.3 | 26.3 | 39.8 | 64.7 | 100.0 | 129.9 | 155.3 | 157.6 | 181.9 | 230.2 | 235.6 | 280.8 | 391.7 | 473.8 |
| THAILAND | 14.5 | 21.0 | 32.1 | 73.8 | 100.0 | 120.6 | 148.3 | 179.9 | 167.4 | 195.1 | 209.0 | 207.8 | 237.4 | 285.1 |
| TURKEY | 33.7 | 60.1 | 59.8 | 87.5 | 100.0 | 103.9 | 155.5 | 193.9 | 228.6 | 303.9 | 378.9 | 347.7 | 423.9 | 458.0 |
| YUGOSLAVIA | 34.0 | 57.7 | 50.4 | 80.6 | 100.0 | 102.9 | 105.3 | 132.8 | 167.7 | 207.4 | 226.4 | 232.9 | 248.7 | 278.8 |
| NIDCS | 24.4 | 33.8 | 66.1 | 87.8 | 100.0 | 134.2 | 150.3 | 147.3 | 132.1 | 144.6 | 146.0 | 91.7 | 82.3 | 78.9 |
| EXTRA-E12 DC | 32.3 | 41.9 | 55.9 | 77.0 | 100.0 | 121.2 | 137.4 | 148.9 | 159.2 | 187.8 | 198.7 | 188.3 | 193.4 | 219.3 |
| EXTRA-E12 | 28.3 | 39.2 | 58.2 | 81.6 | 100.0 | 124.7 | 141.7 | 149.8 | 152.2 | 177.8 | 184.0 | 153.8 | 155.7 | 173.6 |

TABLE 1.11: INDEX OF VALUE (US$) OF EC IMPORTS FROM

| | | | | | | | | | | | | | | |
|---|---|---|---|---|---|---|---|---|---|---|---|---|---|---|
| NICS | 17.2 | 36.4 | 42.2 | 66.0 | 100.0 | 118.0 | 111.3 | 108.6 | 110.8 | 119.7 | 122.5 | 139.1 | 188.8 | 226.8 |
| NICS I | 9.0 | 25.6 | 37.4 | 57.3 | 100.0 | 125.4 | 114.7 | 103.5 | 107.8 | 113.6 | 111.2 | 161.3 | 243.5 | 298.3 |
| NICS II | 21.2 | 42.7 | 44.8 | 70.2 | 100.0 | 115.3 | 112.5 | 112.4 | 116.8 | 127.4 | 131.6 | 130.7 | 164.8 | 191.3 |
| NICS II A | 13.6 | 27.8 | 36.6 | 63.7 | 100.0 | 113.5 | 99.8 | 94.6 | 91.8 | 101.7 | 97.7 | 110.0 | 143.4 | 172.5 |
| NICS II M | 21.4 | 44.3 | 45.0 | 64.7 | 100.0 | 108.5 | 98.8 | 103.5 | 113.5 | 123.9 | 137.3 | 169.2 | 221.7 | 250.4 |
| NICS II LA | 24.8 | 49.0 | 48.7 | 76.9 | 100.0 | 120.4 | 127.3 | 126.8 | 131.1 | 142.3 | 144.6 | 116.6 | 139.3 | 163.3 |
| NICS III | 17.3 | 32.6 | 40.9 | 66.0 | 100.0 | 115.0 | 101.3 | 103.5 | 94.7 | 102.5 | 109.5 | 130.9 | 180.4 | 230.2 |
| ARGENTINA | 31.3 | 51.9 | 35.3 | 69.6 | 100.0 | 78.9 | 65.2 | 60.0 | 60.2 | 71.6 | 70.2 | 63.9 | 61.9 | 84.5 |
| BRAZIL | 22.2 | 51.9 | 58.6 | 86.0 | 100.0 | 120.5 | 116.8 | 117.3 | 122.7 | 135.0 | 144.4 | 130.8 | 151.7 | 192.1 |
| CHINA | 17.1 | 34.7 | 42.6 | 52.4 | 100.0 | 138.9 | 135.6 | 122.9 | 125.4 | 133.4 | 149.8 | 206.9 | 295.6 | 388.6 |
| HONG KONG | 14.6 | 32.1 | 42.1 | 56.8 | 100.0 | 122.0 | 109.9 | 99.1 | 98.3 | 104.2 | 95.2 | 133.1 | 176.7 | 208.4 |
| INDIA | 18.4 | 33.0 | 44.6 | 76.2 | 100.0 | 100.2 | 85.1 | 106.9 | 81.6 | 93.1 | 91.1 | 93.6 | 129.1 | 155.0 |
| INDONESIA | 15.7 | 29.2 | 33.2 | 66.6 | 100.0 | 108.9 | 84.7 | 74.5 | 77.5 | 79.3 | 89.0 | 95.9 | 118.8 | 153.3 |
| ISRAEL | 15.4 | 27.1 | 38.4 | 57.9 | 100.0 | 114.7 | 100.4 | 94.4 | 97.4 | 100.1 | 105.6 | 124.5 | 152.8 | 176.1 |
| MALAYSIA | 17.2 | 34.2 | 38.7 | 65.6 | 100.0 | 107.2 | 85.2 | 73.3 | 80.6 | 95.9 | 91.4 | 92.4 | 117.4 | 143.9 |
| MEXICO | 15.5 | 24.0 | 42.9 | 54.3 | 100.0 | 263.1 | 395.9 | 407.5 | 420.0 | 424.5 | 402.4 | 223.6 | 341.4 | 283.6 |
| PHILIPPINES | 9.7 | 24.9 | 42.2 | 63.4 | 100.0 | 114.9 | 106.8 | 99.1 | 95.1 | 102.5 | 87.7 | 100.4 | 128.5 | 143.0 |
| SINGAPORE | 8.7 | 31.9 | 35.7 | 56.4 | 100.0 | 129.7 | 113.1 | 104.8 | 114.0 | 136.1 | 127.2 | 148.8 | 211.3 | 270.1 |
| SOUTH KOREA | 2.5 | 12.5 | 31.9 | 62.7 | 100.0 | 121.2 | 113.5 | 102.3 | 110.4 | 99.5 | 110.1 | 180.1 | 294.3 | 366.0 |
| TAIWAN | 6.0 | 23.7 | 35.9 | 53.1 | 100.0 | 132.7 | 125.3 | 111.5 | 117.8 | 130.7 | 130.6 | 198.7 | 327.6 | 403.4 |
| THAILAND | 10.4 | 19.0 | 29.0 | 60.6 | 100.0 | 123.3 | 119.6 | 127.3 | 108.4 | 110.8 | 115.8 | 147.0 | 198.5 | 242.6 |
| TURKEY | 24.2 | 54.2 | 54.0 | 71.9 | 100.0 | 106.2 | 125.4 | 137.2 | 148.1 | 172.5 | 210.0 | 246.1 | 354.5 | 390.1 |
| YUGOSLAVIA | 24.4 | 52.0 | 45.5 | 66.2 | 100.0 | 105.2 | 85.0 | 94.0 | 108.6 | 117.8 | 125.5 | 164.8 | 208.0 | 237.5 |
| NIDCS | 17.5 | 30.5 | 59.6 | 72.1 | 100.0 | 137.1 | 121.3 | 104.2 | 85.6 | 82.1 | 80.9 | 64.9 | 68.8 | 67.2 |
| EXTRA-E12 DC | 23.2 | 37.8 | 50.5 | 63.3 | 100.0 | 123.9 | 110.9 | 105.3 | 103.2 | 106.6 | 110.1 | 133.2 | 161.7 | 186.8 |
| EXTRA-E12 | 20.3 | 35.3 | 52.5 | 67.0 | 100.0 | 127.5 | 114.3 | 106.0 | 98.6 | 101.0 | 102.0 | 108.9 | 130.2 | 147.9 |

TABLE 1.12: INDEX OF VALUE (ECU) OF USA IMPORTS (1970-1988) FROM

| | | | | | | | | | | | | | | |
|---|---|---|---|---|---|---|---|---|---|---|---|---|---|---|
| NICS | 19.0 | 30.2 | 42.0 | 76.7 | 100.0 | 121.4 | 177.9 | 207.2 | 264.6 | 376.8 | 401.4 | 331.0 | 339.4 | 377.5 |
| NICS I | 16.3 | 31.2 | 36.7 | 76.2 | 100.0 | 110.7 | 164.6 | 202.2 | 274.5 | 415.1 | 455.1 | 418.0 | 441.4 | 470.3 |
| NICS II | 23.6 | 32.7 | 42.2 | 71.5 | 100.0 | 126.8 | 179.3 | 210.6 | 250.8 | 345.7 | 364.9 | 270.0 | 268.3 | 311.7 |
| NICS II A | 25.7 | 30.5 | 42.5 | 73.6 | 100.0 | 117.5 | 148.2 | 151.3 | 183.2 | 266.1 | 248.1 | 203.8 | 208.3 | 263.0 |
| NICS II M | 31.5 | 45.4 | 57.2 | 92.0 | 100.0 | 112.7 | 178.7 | 190.5 | 226.8 | 353.5 | 445.3 | 396.0 | 383.3 | 425.7 |
| NICS II LA | 22.0 | 32.1 | 40.5 | 68.6 | 100.0 | 131.5 | 190.2 | 233.5 | 276.9 | 372.7 | 397.2 | 279.6 | 277.0 | 316.5 |
| NICS III | 11.6 | 19.4 | 56.6 | 95.1 | 100.0 | 134.4 | 212.0 | 210.4 | 282.0 | 368.4 | 366.4 | 280.7 | 278.7 | 326.4 |
| ARGENTINA | 37.6 | 48.6 | 37.6 | 73.4 | 100.0 | 114.8 | 228.0 | 268.7 | 226.6 | 287.9 | 329.5 | 209.0 | 221.0 | 289.0 |
| BRAZIL | 27.5 | 38.9 | 48.0 | 81.0 | 100.0 | 114.7 | 175.2 | 191.8 | 245.4 | 428.1 | 432.1 | 302.7 | 297.8 | 345.8 |
| CHINA | 0.0 | 10.9 | 26.8 | 37.7 | 100.0 | 173.6 | 390.6 | 540.5 | 584.3 | 910.0 | 1164.4 | 1132.5 | 1263.0 | 1663.2 |
| HONG KONG | 30.6 | 37.4 | 40.6 | 82.4 | 100.0 | 114.4 | 166.2 | 193.9 | 244.5 | 365.2 | 378.1 | 312.0 | 292.3 | 295.8 |
| INDIA | 36.1 | 42.1 | 52.9 | 83.0 | 100.0 | 103.0 | 142.9 | 187.2 | 313.6 | 419.6 | 389.1 | 303.2 | 283.7 | 323.7 |
| INDONESIA | 6.4 | 14.2 | 62.7 | 108.2 | 100.0 | 137.1 | 202.4 | 162.2 | 222.4 | 263.1 | 226.8 | 132.2 | 113.2 | 104.4 |
| ISRAEL | 26.8 | 38.4 | 44.9 | 89.9 | 100.0 | 122.6 | 204.8 | 220.5 | 259.0 | 411.4 | 512.7 | 457.1 | 420.6 | 465.1 |
| MALAYSIA | 16.7 | 21.6 | 38.0 | 71.7 | 100.0 | 116.6 | 124.9 | 122.9 | 151.1 | 220.9 | 190.4 | 159.0 | 162.2 | 201.0 |
| MEXICO | 18.8 | 28.4 | 37.8 | 63.5 | 100.0 | 139.1 | 193.2 | 246.7 | 292.4 | 357.8 | 388.8 | 275.9 | 273.0 | 307.4 |
| PHILIPPINES | 39.8 | 45.0 | 50.8 | 79.2 | 100.0 | 113.3 | 162.3 | 167.4 | 201.9 | 279.9 | 255.3 | 184.2 | 179.9 | 206.9 |
| SINGAPORE | 7.3 | 33.7 | 38.6 | 70.1 | 100.0 | 126.5 | 177.3 | 209.6 | 299.0 | 473.4 | 519.5 | 450.5 | 498.9 | 630.0 |
| SOUTH KOREA | 11.8 | 24.8 | 36.7 | 81.8 | 100.0 | 99.6 | 155.8 | 195.0 | 271.5 | 406.0 | 443.9 | 438.6 | 494.7 | 572.6 |
| TAIWAN | 11.8 | 30.7 | 33.5 | 69.8 | 100.0 | 112.0 | 166.4 | 210.7 | 290.8 | 440.7 | 498.6 | 467.1 | 491.2 | 479.5 |
| THAILAND | 21.5 | 24.1 | 37.1 | 66.0 | 100.0 | 131.1 | 193.2 | 209.1 | 247.3 | 388.5 | 430.7 | 409.4 | 441.7 | 622.0 |
| TURKEY | 45.8 | 69.3 | 75.7 | 83.5 | 100.0 | 86.1 | 161.4 | 193.4 | 245.3 | 385.6 | 549.4 | 461.4 | 505.9 | 593.4 |
| YUGOSLAVIA | 32.8 | 46.3 | 71.0 | 100.6 | 100.0 | 107.8 | 137.9 | 132.1 | 155.9 | 226.7 | 262.7 | 245.5 | 248.4 | 263.2 |
| NIDCS | 11.7 | 17.7 | 45.7 | 87.3 | 100.0 | 115.7 | 138.1 | 111.7 | 104.9 | 126.2 | 110.2 | 81.8 | 83.0 | 80.1 |
| DCS | 35.3 | 46.8 | 54.2 | 83.3 | 100.0 | 107.6 | 155.7 | 178.3 | 209.4 | 315.3 | 361.1 | 307.1 | 275.4 | 292.0 |
| WORLD | 25.5 | 35.4 | 49.4 | 82.8 | 100.0 | 112.6 | 154.5 | 164.4 | 190.2 | 273.9 | 297.7 | 247.8 | 232.3 | 247.6 |

TABLE 1.13: INDEX OF VALUE (US$) OF USA IMPORTS FROM

| PARTNER | 1970 | 1973 | 1975 | 1977 | 1979 | 1980 | 1981 | 1982 | 1983 | 1984 | 1985 | 1986 | 1987 | 1988 |
|---|---|---|---|---|---|---|---|---|---|---|---|---|---|---|
| NICS | 13.6 | 27.3 | 37.8 | 63.0 | 100.0 | 124.1 | 143.6 | 146.6 | 171.4 | 213.9 | 222.4 | 234.2 | 283.8 | 321.6 |
| NICS I | 11.7 | 28.1 | 33.1 | 62.6 | 100.0 | 113.2 | 132.8 | 143.1 | 177.8 | 235.7 | 252.2 | 295.8 | 369.2 | 400.6 |
| NICS II | 16.9 | 29.5 | 38.0 | 58.7 | 100.0 | 129.6 | 144.7 | 149.0 | 162.4 | 196.3 | 202.2 | 191.1 | 224.4 | 265.5 |
| NICS II A | 18.5 | 27.5 | 38.4 | 60.5 | 100.0 | 120.1 | 119.6 | 107.0 | 118.7 | 151.1 | 137.5 | 144.2 | 174.2 | 224.0 |
| NICS II M | 22.6 | 41.0 | 51.6 | 75.6 | 100.0 | 115.3 | 144.2 | 134.8 | 146.9 | 200.8 | 246.8 | 280.2 | 320.6 | 362.6 |
| NICS II LA | 15.8 | 29.0 | 36.5 | 56.3 | 100.0 | 134.5 | 153.5 | 165.2 | 179.4 | 211.6 | 220.1 | 197.9 | 231.6 | 269.6 |
| NICS III | 8.3 | 17.5 | 51.1 | 78.1 | 100.0 | 137.4 | 171.0 | 148.9 | 182.7 | 209.2 | 203.0 | 198.7 | 233.1 | 278.0 |
| ARGENTINA | 27.0 | 43.8 | 33.9 | 60.3 | 100.0 | 117.3 | 184.0 | 190.1 | 146.8 | 163.5 | 182.6 | 147.9 | 184.8 | 246.1 |
| BRAZIL | 19.7 | 35.1 | 43.3 | 66.6 | 100.0 | 117.2 | 141.4 | 135.7 | 159.0 | 243.1 | 239.5 | 214.2 | 249.1 | 294.5 |
| CHINA | 0.0 | 9.9 | 24.2 | 30.9 | 100.0 | 177.4 | 315.2 | 382.5 | 378.6 | 516.8 | 645.3 | 801.4 | 1056.3 | 1416.8 |
| HONG KONG | 22.0 | 33.7 | 36.6 | 67.7 | 100.0 | 117.0 | 134.1 | 137.2 | 158.4 | 207.4 | 209.5 | 220.8 | 244.5 | 252.0 |
| INDIA | 25.9 | 38 | 47.7 | 68.2 | 100.0 | 105.3 | 115.3 | 132.5 | 203.2 | 238.3 | 215.6 | 214.6 | 237.3 | 275.7 |
| INDONESIA | 4.6 | 1[illegible] | 56.5 | 88.9 | 100.0 | 140.1 | 163.3 | 114.8 | 144.0 | 149.4 | 125.6 | 93.6 | 94.7 | 89.0 |
| ISRAEL | 19.3 | 3[illegible] | 40.5 | 73.8 | 100.0 | 125.4 | 165.3 | 156.0 | 167.8 | 233.6 | 284.1 | 323.5 | 351.8 | 396.2 |
| MALAYSIA | 12.0 | 1[illegible].5 | 34.3 | 58.9 | 100.0 | 119.2 | 100.8 | 86.9 | 97.9 | 125.4 | 105.5 | 112.5 | 135.6 | 171.2 |
| MEXICO | 13.5 | 25.6 | 34.1 | 52.2 | 100.0 | 142.2 | 155.9 | 174.6 | 189.4 | 203.2 | 215.4 | 195.3 | 228.4 | 261.8 |
| PHILIPPINES | 28.6 | 40.6 | 45.8 | 65.1 | 100.0 | 115.8 | 130.9 | 118.4 | 130.8 | 158.9 | 141.5 | 130.4 | 150.4 | 176.2 |
| SINGAPORE | 5.2 | 30.4 | 34.8 | 57.5 | 100.0 | 129.3 | 143.1 | 148.3 | 193.7 | 268.8 | 287.9 | 318.8 | 417.2 | 536.7 |
| SOUTH KOREA | 8.5 | 22.3 | 33.1 | 67.2 | 100.0 | 101.8 | 125.7 | 138.0 | 175.9 | 230.5 | 246.0 | 310.3 | 413.7 | 487.7 |
| TAIWAN | 8.5 | 27.7 | 30.2 | 57.3 | 100.0 | 114.5 | 134.2 | 149.1 | 188.4 | 250.3 | 276.3 | 330.5 | 410.8 | 408.5 |
| THAILAND | 15.4 | 21.7 | 33.5 | 54.2 | 100.0 | 134.0 | 155.9 | 148.0 | 160.2 | 220.6 | 238.7 | 289.7 | 369.4 | 529.9 |
| TURKEY | 32.9 | 62.5 | 68.3 | 68.6 | 100.0 | 88.0 | 130.3 | 136.8 | 158.9 | 219.0 | 304.5 | 326.5 | 423.1 | 505.5 |
| YUGOSLAVIA | 23.6 | 41.7 | 64.1 | 82.6 | 100.0 | 110.2 | 111.3 | 93.4 | 101.0 | 128.7 | 145.6 | 173.7 | 207.7 | 224.2 |
| NIDCS | 8.4 | 16.0 | 41.2 | 71.7 | 100.0 | 118.3 | 111.5 | 79.0 | 68.0 | 71.7 | 61.0 | 57.9 | 69.4 | 68.2 |
| DCS | 25.4 | 42.2 | 48.9 | 68.4 | 100.0 | 110.0 | 125.6 | 126.1 | 135.7 | 179.0 | 200.1 | 217.3 | 230.4 | 248.8 |
| WORLD | 18.3 | 31.9 | 44.5 | 68.0 | 100.0 | 115.1 | 124.7 | 116.3 | 123.2 | 155.5 | 165.0 | 175.4 | 194.3 | 210.9 |

TABLE 1.14: INDEX OF VALUE (ECU) OF JAPANESE IMPORTS (1970-1988) FROM

| | | | | | | | | | | | | | | |
|---|---|---|---|---|---|---|---|---|---|---|---|---|---|---|
| NICS | 15.4 | 32.5 | 44.2 | 63.3 | 100.0 | 118.4 | 158.3 | 173.5 | 182.2 | 241.3 | 238.2 | 180.5 | 198.6 | 246.8 |
| NICS I | 11.4 | 36.0 | 38.5 | 67.8 | 100.0 | 90.2 | 132.2 | 144.2 | 157.1 | 221.0 | 222.5 | 221.4 | 281.5 | 367.3 |
| NICS II | 21.2 | 29.1 | 42.8 | 49.5 | 100.0 | 110.4 | 135.0 | 155.1 | 177.8 | 245.4 | 234.0 | 177.4 | 176.2 | 213.6 |
| NICS II A | 16.7 | 22.3 | 33.9 | 33.3 | 100.0 | 106.4 | 117.9 | 131.3 | 140.1 | 201.3 | 198.1 | 151.6 | 157.5 | 183.1 |
| NICS II M | 30.3 | 55.2 | 61.7 | 73.7 | 100.0 | 111.2 | 129.1 | 130.0 | 155.3 | 185.3 | 210.1 | 235.9 | 309.0 | 484.2 |
| NICS II LA | 32.2 | 44.0 | 64.4 | 90.0 | 100.0 | 120.8 | 181.3 | 221.9 | 281.0 | 370.4 | 332.6 | 238.9 | 210.0 | 262.4 |
| NICS III | 13.9 | 32.6 | 48.6 | 69.8 | 100.0 | 141.4 | 190.2 | 203.9 | 200.7 | 251.2 | 250.7 | 157.2 | 161.9 | 194.0 |
| ARGENTINA | 40.4 | 35.2 | 44.7 | 96.3 | 100.0 | 53.0 | 65.8 | 110.3 | 158.5 | 162.7 | 151.0 | 134.3 | 67.6 | 109.8 |
| BRAZIL | 24.4 | 40.2 | 78.9 | 92.9 | 100.0 | 123.0 | 157.6 | 182.5 | 207.6 | 282.6 | 267.6 | 212.7 | 195.9 | 279.2 |
| CHINA | 11.9 | 36.4 | 57.5 | 63.7 | 100.0 | 143.1 | 221.9 | 255.9 | 265.7 | 355.0 | 395.8 | 269.6 | 298.8 | 391.6 |
| HONG KONG | 19.2 | 46.2 | 41.0 | 63.8 | 100.0 | 83.8 | 124.1 | 132.3 | 155.8 | 222.2 | 208.4 | 226.9 | 280.6 | 373.1 |
| INDIA | 51.5 | 60.7 | 69.2 | 92.4 | 100.0 | 94.2 | 124.3 | 150.5 | 165.7 | 189.3 | 203.6 | 174.0 | 173.7 | 201.1 |
| INDONESIA | 10.0 | 27.9 | 43.2 | 69.1 | 100.0 | 146.4 | 187.4 | 192.8 | 183.1 | 223.7 | 207.6 | 117.4 | 114.5 | 126.7 |
| ISRAEL | 19.2 | 43.9 | 48.9 | 58.7 | 100.0 | 110.1 | 125.1 | 130.5 | 144.0 | 166.6 | 192.3 | 226.0 | 285.4 | 398.6 |
| MALAYSIA | 0.0 | 0.0 | 0.0 | 0.0 | 100.0 | 104.2 | 111.3 | 130.5 | 148.3 | 238.5 | 239.8 | 166.8 | 175.1 | 169.7 |
| MEXICO | 43.5 | 63.2 | 48.6 | 75.8 | 100.0 | 189.1 | 368.6 | 445.1 | 603.4 | 823.6 | 698.3 | 420.8 | 402.1 | 386.4 |
| PHILIPPINES | 46.8 | 57.3 | 78.2 | 69.0 | 100.0 | 120.6 | 135.5 | 136.9 | 127.4 | 157.8 | 141.7 | 108.4 | 102.1 | 141.9 |
| SINGAPORE | 8.1 | 16.8 | 30.1 | 56.9 | 100.0 | 99.3 | 162.7 | 174.4 | 152.6 | 210.9 | 194.5 | 139.1 | 164.5 | 184.3 |
| SOUTH KOREA | 9.4 | 39.7 | 43.2 | 76.6 | 100.0 | 87.2 | 125.0 | 136.8 | 154.5 | 220.3 | 219.7 | 222.2 | 286.7 | 411.3 |
| TAIWAN | 14.0 | 39.7 | 36.3 | 63.3 | 100.0 | 90.6 | 126.2 | 139.4 | 163.4 | 227.8 | 246.7 | 267.7 | 344.2 | 414.6 |
| THAILAND | 22.5 | 37.3 | 68.6 | 77.8 | 100.0 | 93.6 | 112.4 | 125.7 | 134.4 | 156.5 | 158.4 | 168.0 | 183.6 | 276.2 |
| TURKEY | 98.0 | 78.2 | 116.5 | 130.3 | 100.0 | 95.8 | 140.8 | 141.6 | 205.7 | 215.5 | 271.1 | 367.0 | 559.6 | 781.0 |
| YUGOSLAVIA | 13.9 | 103.2 | 74.2 | 100.1 | 100.0 | 140.8 | 140.6 | 109.3 | 163.7 | 274.9 | 250.2 | 120.4 | 122.0 | 670.4 |
| NIDCS | 15.6 | 23.7 | 61.3 | 83.8 | 100.0 | 146.0 | 179.9 | 178.9 | 174.5 | 194.1 | 179.7 | 93.9 | 85.7 | 87.4 |
| DCS | 34.0 | 51.7 | 61.8 | 77.8 | 100.0 | 111.0 | 143.5 | 155.8 | 174.3 | 218.2 | 217.6 | 185.2 | 193.8 | 254.6 |
| WORLD | 23.8 | 38.5 | 58.2 | 78.0 | 100.0 | 124.2 | 158.4 | 167.2 | 175.2 | 214.7 | 208.9 | 153.2 | 158.5 | 195.3 |

TABLE 1.15: INDEX OF VALUE (US$) OF JAPANESE IMPORTS FROM

| | | | | | | | | | | | | | | |
|---|---|---|---|---|---|---|---|---|---|---|---|---|---|---|
| NICS | 11.0 | 29.3 | 39.8 | 52.0 | 100.0 | 121.1 | 127.8 | 122.7 | 118.0 | 137.0 | 132.0 | 127.7 | 166.1 | 210.2 |
| NICS I | 8.2 | 32.5 | 34.7 | 55.6 | 100.0 | 92.2 | 106.7 | 102.0 | 101.7 | 125.5 | 123.3 | 156.7 | 235.5 | 312.8 |
| NICS II | 15.2 | 26.2 | 38.6 | 40.7 | 100.0 | 112.8 | 108.9 | 109.8 | 115.1 | 139.4 | 129.7 | 125.5 | 147.3 | 181.9 |
| NICS II A | 12.0 | 20.1 | 30.6 | 27.3 | 100.0 | 108.8 | 95.1 | 92.9 | 90.7 | 114.3 | 109.8 | 107.3 | 131.8 | 156.0 |
| NICS II M | 21.8 | 49.8 | 55.6 | 60.6 | 100.0 | 113.7 | 104.2 | 92.0 | 100.6 | 105.2 | 116.4 | 166.9 | 258.4 | 412.4 |
| NICS II LA | 23.2 | 39.7 | 58.1 | 73.9 | 100.0 | 123.5 | 146.3 | 157.0 | 182.0 | 210.3 | 184.3 | 169.1 | 175.6 | 223.5 |
| NICS III | 10.0 | 29.4 | 43.9 | 57.3 | 100.0 | 144.5 | 153.5 | 144.3 | 130.0 | 142.6 | 138.9 | 111.2 | 135.4 | 165.2 |
| ARGENTINA | 29.0 | 31.8 | 40.3 | 79.1 | 100.0 | 54.2 | 53.1 | 78.0 | 102.7 | 92.4 | 83.7 | 95.1 | 56.6 | 93.5 |
| BRAZIL | 17.5 | 36.3 | 71.2 | 76.3 | 100.0 | 125.8 | 127.2 | 129.2 | 134.5 | 160.4 | 148.3 | 150.5 | 163.8 | 237.8 |
| CHINA | 8.5 | 32.8 | 51.8 | 52.3 | 100.0 | 146.3 | 179.0 | 181.1 | 172.1 | 201.6 | 219.3 | 190.8 | 249.9 | 333.6 |
| HONG KONG | 13.8 | 41.6 | 37.0 | 52.4 | 100.0 | 85.6 | 100.1 | 93.6 | 100.9 | 126.2 | 115.5 | 160.6 | 234.7 | 317.8 |
| INDIA | 37.0 | 54.7 | 62.4 | 75.9 | 100.0 | 96.3 | 100.3 | 106.5 | 107.3 | 107.5 | 112.8 | 123.1 | 145.3 | 171.3 |
| INDONESIA | 7.2 | 25.2 | 39.0 | 56.8 | 100.0 | 149.7 | 151.2 | 136.5 | 118.6 | 127.0 | 115.0 | 83.1 | 95.8 | 107.9 |
| ISRAEL | 13.8 | 39.6 | 44.1 | 48.2 | 100.0 | 112.6 | 101.0 | 92.4 | 93.3 | 94.6 | 106.6 | 159.9 | 238.7 | 339.5 |
| MALAYSIA | 0.0 | 0.0 | 0.0 | 0.0 | 100.0 | 106.5 | 89.8 | 92.3 | 96.1 | 135.4 | 132.9 | 118.0 | 146.5 | 144.6 |
| MEXICO | 31.2 | 57.0 | 43.9 | 62.2 | 100.0 | 193.3 | 297.5 | 315.0 | 390.9 | 467.7 | 387.0 | 297.8 | 336.3 | 329.1 |
| PHILIPPINES | 33.7 | 51.7 | 70.5 | 56.6 | 100.0 | 123.2 | 109.3 | 96.9 | 82.5 | 89.6 | 78.5 | 76.7 | 85.4 | 120.9 |
| SINGAPORE | 5.8 | 15.1 | 27.2 | 46.7 | 100.0 | 101.5 | 131.3 | 123.4 | 98.8 | 119.7 | 107.8 | 98.4 | 137.6 | 157.0 |
| SOUTH KOREA | 6.8 | 35.8 | 38.9 | 62.9 | 100.0 | 89.1 | 100.8 | 96.8 | 100.1 | 125.1 | 121.8 | 157.2 | 239.8 | 350.3 |
| TAIWAN | 10.1 | 35.8 | 32.8 | 52.0 | 100.0 | 92.6 | 101.8 | 98.6 | 105.9 | 129.4 | 136.7 | 189.4 | 287.9 | 353.1 |
| THAILAND | 16.2 | 33.7 | 61.8 | 63.9 | 100.0 | 95.7 | 90.7 | 88.9 | 87.1 | 88.9 | 87.8 | 118.9 | 153.5 | 235.2 |
| TURKEY | 70.4 | 70.5 | 105.1 | 107.1 | 100.0 | 97.9 | 113.6 | 100.2 | 133.3 | 122.4 | 150.2 | 259.7 | 468.0 | 665.3 |
| YUGOSLAVIA | 10.0 | 93.1 | 66.9 | 82.2 | 100.0 | 143.9 | 113.4 | 77.3 | 106.0 | 156.1 | 138.6 | 85.2 | 102.0 | 571.1 |
| NIDCS | 11.2 | 21.4 | 55.3 | 68.8 | 100.0 | 149.2 | 145.1 | 126.6 | 113.0 | 110.2 | 99.6 | 66.4 | 71.7 | 74.5 |
| DCS | 24.5 | 46.6 | 55.7 | 63.9 | 100.0 | 113.5 | 115.8 | 110.3 | 112.9 | 123.9 | 120.6 | 131.1 | 162.1 | 216.9 |
| WORLD | 17.1 | 34.7 | 52.5 | 64.0 | 100.0 | 127.0 | 127.9 | 118.3 | 113.5 | 121.9 | 115.8 | 108.4 | 132.6 | 166.4 |

TABLE 1.16: INDEX OF UNIT VALUE AND VOLUME OF EC IMPORTS FROM (1985=100)

| | UNIT VALUE INDICES(ECU) | | | | | | VOLUME INDICES | | | | | |
|---|---|---|---|---|---|---|---|---|---|---|---|---|
| | EXTRA-EC | CL1 | CL2 | LA | FE | MED | EXTRA-EC | CL1 | CL2 | LA | FE | MED |
| | | | | SITC-Rev. 2 /0-8 | | | TOTAL TRADE EXCLUDING GOODS N.E.S. | | | | | |
| 1979 | 49.9 | 56.1 | 44.8 | 61.7 | 60.2 | 50.4 | 107.4 | 86.5 | 140.8 | 72.6 | 88.8 | 72.5 |
| 1980 | 62.5 | 62.6 | 62.9 | 70.2 | 66.1 | 67.4 | 105.2 | 91.2 | 129.1 | 75.7 | 95.3 | 69.4 |
| 1981 | 78.0 | 74.1 | 82.1 | 81.8 | 77.0 | 84.3 | 96.4 | 88.1 | 112.9 | 79.0 | 92.3 | 74.8 |
| 1982 | 84.2 | 80.3 | 88.1 | 85.2 | 81.3 | 88.2 | 94.0 | 87.8 | 105.1 | 83.0 | 90.7 | 82.4 |
| 1983 | 87.8 | 85.8 | 89.9 | 90.2 | 86.0 | 89.4 | 93.3 | 90.5 | 97.3 | 87.9 | 94.8 | 83.9 |
| 1984 | 97.5 | 95.7 | 99.6 | 102.1 | 99.1 | 97.3 | 97.7 | 96.7 | 97.5 | 91.5 | 98.7 | 94.1 |
| 1985 | 100.0 | 100.0 | 100.0 | 100.0 | 100.0 | 100.0 | 100.0 | 100.0 | 100.0 | 100.0 | 100.0 | 100.0 |
| 1986 | 76.9 | 90.2 | 63.3 | 74.6 | 81.9 | 68.4 | 106.2 | 104.9 | 106.5 | 89.7 | 124.1 | 97.4 |
| 1987 | 73.4 | 87.7 | 58.7 | 65.5 | 78.3 | 64.8 | 113.4 | 110.4 | 115.0 | 96.7 | 158.8 | 109.4 |
| 1988 | 74.2 | 91.3 | 57.3 | 69.6 | 82.9 | 62.7 | 126.1 | 122.7 | 126.5 | 106.4 | 181.9 | 117.6 |
| | | | | | SITC-Rev. 2 /5-8 | | MANUFACTURED GOODS | | | | | |
| 1979 | 56.8 | 55.2 | 60.9 | 65.2 | 57.6 | 68.8 | 83.9 | 83.7 | 83.0 | 83.3 | 84.6 | 53.4 |
| 1980 | 62.5 | 60.4 | 68.1 | 74.4 | 63.5 | 75.6 | 90.0 | 90.2 | 90.0 | 83.6 | 94.1 | 57.1 |
| 1981 | 72.1 | 70.4 | 77.6 | 78.3 | 76.7 | 80.4 | 87.5 | 87.9 | 86.2 | 77.9 | 91.4 | 60.2 |
| 1982 | 78.7 | 77.5 | 81.8 | 80.7 | 82.3 | 84.3 | 86.7 | 86.3 | 88.4 | 89.7 | 87.9 | 70.9 |
| 1983 | 84.8 | 84.2 | 86.2 | 89.6 | 84.8 | 88.9 | 89.3 | 88.6 | 92.5 | 84.7 | 96.0 | 80.7 |
| 1984 | 94.0 | 93.6 | 95.6 | 96.6 | 96.1 | 96.4 | 97.3 | 96.8 | 98.9 | 96.0 | 102.6 | 91.2 |
| 1985 | 100.0 | 100.0 | 100.0 | 100.0 | 100.0 | 100.0 | 100.0 | 100.0 | 100.0 | 100.0 | 100.0 | 100.0 |
| 1986 | 93.9 | 97.1 | 82.7 | 81.7 | 82.3 | 95.6 | 108.2 | 104.9 | 121.6 | 102.4 | 132.8 | 111.3 |
| 1987 | 92.0 | 95.8 | 79.1 | 79.2 | 79.1 | 94.0 | 118.0 | 109.8 | 153.1 | 113.1 | 177.2 | 129.4 |
| 1988 | 96.6 | 100.0 | 85.0 | 90.7 | 84.1 | 97.9 | 135.8 | 124.8 | 182.4 | 141.1 | 207.0 | 145.8 |
| | | | | SITC Rev. 2 / 5 | | | CHEMICALS AND RELATED PRODUCTS N.E.S. | | | | | |
| 1979 | 56.6 | 55.7 | 59.9 | 56.8 | 62.1 | 60.2 | 82.1 | 85.4 | 48.6 | 52.9 | 32.2 | 45.4 |
| 1980 | 64.3 | 62.8 | 70.7 | 65.0 | 71.8 | 71.8 | 79.0 | 80.5 | 61.8 | 52.6 | 38.4 | 49.3 |
| 1981 | 74.0 | 72.6 | 79.1 | 76.6 | 80.4 | 79.4 | 79.4 | 82.0 | 53.5 | 52.2 | 37.2 | 52.3 |
| 1982 | 81.0 | 80.5 | 82.5 | 81.0 | 86.1 | 81.7 | 79.6 | 81.1 | 63.5 | 53.4 | 45.6 | 66.1 |
| 1983 | 86.2 | 86.4 | 84.8 | 86.1 | 90.5 | 84.0 | 84.1 | 85.0 | 73.7 | 59.1 | 67.0 | 80.0 |
| 1984 | 94.9 | 94.8 | 96.7 | 97.1 | 96.4 | 95.7 | 94.4 | 95.9 | 85.0 | 88.9 | 104.8 | 86.4 |
| 1985 | 100.0 | 100.0 | 100.0 | 100.0 | 100.0 | 100.0 | 100.0 | 100.0 | 100.0 | 100.0 | 100.0 | 100.0 |
| 1986 | 90.2 | 93.4 | 79.5 | 78.7 | 84.4 | 83.6 | 105.2 | 104.0 | 108.6 | 94.3 | 101.7 | 105.0 |
| 1987 | 87.5 | 91.7 | 73.4 | 75.3 | 77.8 | 75.9 | 110.8 | 107.6 | 129.1 | 102.2 | 147.3 | 124.4 |
| 1988 | 92.2 | 95.3 | 80.5 | 80.9 | 78.8 | 82.8 | 120.3 | 118.0 | 134.8 | 110.9 | 171.8 | 134.1 |
| | | | | SITC Rev. 2 / 6 | | | MANUFACTURED GOODS CLASSIFIED CHIEFLY BY MATERIAL | | | | | |
| 1979 | 63.7 | 62.6 | 65.8 | 69.1 | 61.4 | 71.1 | 95.7 | 94.3 | 102.2 | 90.7 | 109.3 | 59.7 |
| 1980 | 72.4 | 71.2 | 74.7 | 80.3 | 67.9 | 78.4 | 99.3 | 98.7 | 104.8 | 95.1 | 115.8 | 59.9 |
| 1981 | 77.8 | 77.1 | 79.0 | 80.3 | 77.5 | 81.2 | 87.4 | 87.2 | 90.7 | 79.5 | 103.7 | 60.5 |
| 1982 | 82.1 | 82.1 | 80.9 | 79.9 | 83.5 | 83.5 | 90.2 | 88.1 | 96.1 | 96.8 | 97.6 | 73.5 |
| 1983 | 87.1 | 86.2 | 88.4 | 91.6 | 86.2 | 90.4 | 91.2 | 90.2 | 95.5 | 88.2 | 100.5 | 81.3 |
| 1984 | 94.8 | 94.7 | 95.1 | 96.4 | 96.0 | 99.2 | 100.2 | 99.4 | 101.9 | 99.3 | 103.3 | 92.6 |
| 1985 | 100.0 | 100.0 | 100.0 | 100.0 | 100.0 | 100.0 | 100.0 | 100.0 | 100.0 | 100.0 | 100.0 | 100.0 |
| 1986 | 90.3 | 94.4 | 79.5 | 79.3 | 78.0 | 93.2 | 109.7 | 105.9 | 118.2 | 111.8 | 126.1 | 107.9 |
| 1987 | 87.8 | 92.6 | 76.3 | 77.3 | 75.9 | 90.1 | 113.6 | 106.7 | 131.9 | 109.1 | 149.4 | 125.9 |
| 1988 | 95.4 | 98.9 | 85.6 | 93.1 | 82.9 | 97.9 | 128.2 | 119.9 | 152.7 | 140.4 | 165.9 | 143.6 |
| | | | | SITC Rev. 2/ 7 | | | MACHINERY AND TRANSPORT EQUIPMENT | | | | | |
| 1979 | 51.6 | 50.4 | 60.7 | 61.9 | 61.4 | 69.7 | 76.2 | 78.7 | 50.7 | 62.4 | 48.5 | 52.8 |
| 1980 | 55.0 | 53.7 | 64.4 | 63.1 | 65.3 | 74.9 | 85.7 | 88.8 | 58.7 | 56.6 | 58.7 | 60.2 |
| 1981 | 66.5 | 65.4 | 76.6 | 73.4 | 78.3 | 80.2 | 88.3 | 90.2 | 68.8 | 78.2 | 61.2 | 69.4 |
| 1982 | 74.2 | 73.3 | 82.0 | 82.6 | 82.0 | 84.8 | 85.5 | 86.7 | 72.9 | 87.9 | 64.2 | 75.8 |
| 1983 | 82.5 | 82.0 | 86.1 | 85.7 | 85.8 | 91.9 | 88.2 | 88.6 | 84.3 | 85.1 | 82.5 | 79.2 |
| 1984 | 92.8 | 92.5 | 95.8 | 96.5 | 95.6 | 96.6 | 95.9 | 96.0 | 93.4 | 87.5 | 97.8 | 87.4 |
| 1985 | 100.0 | 100.0 | 100.0 | 100.0 | 100.0 | 100.0 | 100.0 | 100.0 | 100.0 | 100.0 | 100.0 | 100.0 |
| 1986 | 98.3 | 99.5 | 86.6 | 92.3 | 85.1 | 100.9 | 104.9 | 103.8 | 116.7 | 76.4 | 134.3 | 110.6 |
| 1987 | 97.9 | 99.7 | 80.9 | 88.2 | 78.9 | 102.4 | 114.1 | 108.6 | 170.9 | 111.8 | 202.6 | 120.9 |
| 1988 | 101.8 | 103.9 | 84.2 | 95.2 | 81.9 | 106.6 | 135.9 | 126.0 | 235.9 | 136.6 | 261.6 | 145.8 |
| | | | | SITC Rev. 2 / 8 | | | MISCELLANEOUS MANUFACTURED ARTICLES | | | | | |
| 1979 | 57.0 | 56.4 | 56.3 | 52.8 | 55.0 | 70.1 | 84.0 | 79.8 | 94.2 | 173.3 | 100.7 | 50.5 |
| 1980 | 62.1 | 60.7 | 62.4 | 58.8 | 61.2 | 74.7 | 93.0 | 88.8 | 104.2 | 155.1 | 111.0 | 56.2 |
| 1981 | 74.1 | 72.2 | 76.2 | 75.4 | 75.7 | 80.3 | 92.1 | 88.4 | 102.9 | 128.8 | 108.9 | 58.8 |
| 1982 | 81.2 | 80.2 | 82.2 | 80.3 | 81.7 | 85.9 | 89.8 | 86.9 | 98.3 | 111.8 | 101.6 | 68.4 |
| 1983 | 85.6 | 86.0 | 84.3 | 84.1 | 83.6 | 88.4 | 92.1 | 88.8 | 100.4 | 114.1 | 104.2 | 80.7 |
| 1984 | 94.7 | 94.2 | 95.7 | 96.8 | 96.3 | 94.5 | 98.2 | 96.0 | 103.5 | 115.6 | 105.6 | 93.1 |
| 1985 | 100.0 | 100.0 | 100.0 | 100.0 | 100.0 | 100.0 | 100.0 | 100.0 | 100.0 | 100.0 | 100.0 | 100.0 |
| 1986 | 92.3 | 96.9 | 84.4 | 84.4 | 82.0 | 100.7 | 115.3 | 107.0 | 131.5 | 128.6 | 135.1 | 115.2 |
| 1987 | 88.7 | 92.3 | 82.2 | 83.9 | 80.3 | 101.9 | 136.9 | 119.9 | 167.6 | 167.4 | 171.7 | 135.1 |
| 1988 | 91.0 | 93.3 | 86.8 | 84.6 | 86.4 | 101.9 | 153.7 | 133.3 | 186.2 | 222.6 | 187.6 | 148.2 |

Notes: LA: Latin America 20; FE: Hong Kong, S. Korea, Taiwan, Singapore, Thailand, Malaysia, Philippines, Indonesia, Macao, Brunei; MED: Mediterranean Basin

TABLE 1.17: % SHARE OF VARIOUS SUPPLIERS IN TOTAL EC IMPORTS (1970-1988)

| PARTNER | 1970 | 1973 | 1975 | 1977 | 1979 | 1980 | 1981 | 1982 | 1983 | 1984 | 1985 | 1986 | 1987 | 1988 |
|---|---|---|---|---|---|---|---|---|---|---|---|---|---|---|
| NICS | 10.6 | 12.8 | 10.0 | 12.3 | 12.4 | 11.5 | 12.1 | 12.7 | 14.0 | 14.7 | 14.9 | 15.9 | 18.0 | 19.0 |
| NICS I | 1.5 | 2.4 | 2.4 | 2.9 | 3.4 | 3.3 | 3.4 | 3.3 | 3.7 | 3.8 | 3.7 | 5.0 | 6.3 | 6.8 |
| NICS II | 7.3 | 8.5 | 6.0 | 7.4 | 7.0 | 6.3 | 6.9 | 7.4 | 8.3 | 8.9 | 9.1 | 8.4 | 8.9 | 9.1 |
| NICS II A | 1.0 | 1.2 | 1.1 | 1.5 | 1.6 | 1.4 | 1.4 | 1.4 | 1.5 | 1.6 | 1.5 | 1.6 | 1.7 | 1.9 |
| NICS II M | 2.2 | 2.6 | 1.8 | 2.0 | 2.1 | 1.7 | 1.8 | 2.0 | 2.4 | 2.5 | 2.8 | 3.2 | 3.5 | 3.5 |
| NICS II LA | 4.0 | 4.6 | 3.0 | 3.8 | 3.3 | 3.1 | 3.7 | 3.9 | 4.4 | 4.7 | 4.7 | 3.5 | 3.5 | 3.6 |
| NICS III | 1.7 | 1.8 | 1.5 | 1.9 | 2.0 | 1.8 | 1.7 | 1.9 | 1.9 | 2.0 | 2.1 | 2.4 | 2.7 | 3.1 |
| ARGENTINA | 1.8 | 1.7 | 0.7 | 1.2 | 1.1 | 0.7 | 0.6 | 0.6 | 0.7 | 0.8 | 0.8 | 0.6 | 0.5 | 0.7 |
| BRAZIL | 1.9 | 2.6 | 2.0 | 2.3 | 1.8 | 1.7 | 1.8 | 1.9 | 2.2 | 2.4 | 2.5 | 2.1 | 2.1 | 2.3 |
| CHINA | 0.5 | 0.6 | 0.5 | 0.5 | 0.6 | 0.7 | 0.7 | 0.7 | 0.8 | 0.8 | 0.9 | 1.2 | 1.4 | 1.7 |
| HONG KONG | 0.9 | 1.2 | 1.1 | 1.1 | 1.3 | 1.3 | 1.3 | 1.2 | 1.3 | 1.4 | 1.2 | 1.6 | 1.8 | 1.9 |
| INDIA | 0.7 | 0.7 | 0.7 | 0.9 | 0.8 | 0.6 | 0.6 | 0.8 | 0.6 | 0.7 | 0.7 | 0.7 | 0.8 | 0.9 |
| INDONESIA | 0.4 | 0.4 | 0.3 | 0.5 | 0.5 | 0.4 | 0.3 | 0.3 | 0.4 | 0.4 | 0.4 | 0.4 | 0.4 | 0.5 |
| ISRAEL | 0.5 | 0.5 | 0.5 | 0.5 | 0.6 | 0.6 | 0.6 | 0.6 | 0.6 | 0.6 | 0.7 | 0.7 | 0.8 | 0.8 |
| MALAYSIA | 0.6 | 0.7 | 0.5 | 0.7 | 0.8 | 0.6 | 0.6 | 0.5 | 0.6 | 0.7 | 0.7 | 0.6 | 0.7 | 0.8 |
| MEXICO | 0.2 | 0.2 | 0.2 | 0.2 | 0.3 | 0.7 | 1.1 | 1.3 | 1.4 | 1.4 | 1.3 | 0.7 | 0.9 | 0.7 |
| PHILIPPINES | 0.1 | 0.2 | 0.2 | 0.3 | 0.3 | 0.3 | 0.3 | 0.3 | 0.3 | 0.3 | 0.2 | 0.3 | 0.3 | 0.3 |
| SINGAPORE | 0.1 | 0.4 | 0.3 | 0.3 | 0.4 | 0.4 | 0.4 | 0.4 | 0.5 | 0.6 | 0.5 | 0.6 | 0.7 | 0.9 |
| SOUTH KOREA | 0.0 | 0.2 | 0.4 | 0.7 | 0.7 | 0.7 | 0.7 | 0.7 | 0.8 | 0.7 | 0.8 | 1.3 | 1.7 | 1.9 |
| TAIWAN | 0.2 | 0.5 | 0.5 | 0.6 | 0.7 | 0.8 | 0.8 | 0.8 | 0.9 | 1.0 | 1.0 | 1.4 | 1.9 | 2.1 |
| THAILAND | 0.2 | 0.2 | 0.2 | 0.4 | 0.4 | 0.4 | 0.4 | 0.5 | 0.5 | 0.5 | 0.5 | 0.6 | 0.7 | 0.8 |
| TURKEY | 0.5 | 0.6 | 0.4 | 0.4 | 0.4 | 0.3 | 0.4 | 0.5 | 0.6 | 0.7 | 0.9 | 1.0 | 1.2 | 1.2 |
| YUGOSLAVIA | 1.1 | 1.4 | 0.8 | 0.9 | 0.9 | 0.7 | 0.7 | 0.8 | 1.0 | 1.1 | 1.1 | 1.4 | 1.5 | 1.5 |
| NIDCS | 29.1 | 29.0 | 38.1 | 36.2 | 33.6 | 36.1 | 35.6 | 33.0 | 29.2 | 27.3 | 26.6 | 20.0 | 17.7 | 15.2 |
| EXTRA-E12 DC | 50.1 | 47.0 | 42.1 | 41.4 | 43.8 | 42.6 | 42.5 | 43.6 | 45.9 | 46.3 | 47.3 | 53.7 | 54.5 | 55.5 |

TABLE 1.18: % SHARE OF VARIOUS SUPPLIERS IN TOTAL USA IMPORTS (1970-1988)

| | | | | | | | | | | | | | | |
|---|---|---|---|---|---|---|---|---|---|---|---|---|---|---|
| NICS | 14.1 | 16.2 | 16.1 | 17.5 | 18.9 | 20.4 | 21.8 | 23.9 | 26.4 | 26.1 | 25.5 | 25.3 | 27.7 | 28.9 |
| NICS I | 4.8 | 6.7 | 5.6 | 7.0 | 7.6 | 7.5 | 8.1 | 9.3 | 11.0 | 11.5 | 11.6 | 12.8 | 14.5 | 14.4 |
| NICS II | 8.0 | 8.0 | 7.4 | 7.5 | 8.7 | 9.8 | 10.1 | 11.1 | 11.4 | 10.9 | 10.6 | 9.4 | 10.0 | 10.9 |
| NICS II A | 2.1 | 1.7 | 1.8 | 1.8 | 2.0 | 2.1 | 2.0 | 1.9 | 2.0 | 2.0 | 1.7 | 1.7 | 1.8 | 2.2 |
| NICS II M | 0.7 | 0.8 | 0.7 | 0.7 | 0.6 | 0.6 | 0.7 | 0.7 | 0.7 | 0.8 | 0.9 | 1.0 | 1.0 | 1.1 |
| NICS II LA | 5.1 | 5.4 | 4.9 | 4.9 | 5.9 | 6.9 | 7.3 | 8.4 | 8.7 | 8.1 | 7.9 | 6.7 | 7.1 | 7.6 |
| NICS III | 1.2 | 1.4 | 3.0 | 3.0 | 2.6 | 3.1 | 3.6 | 3.3 | 3.9 | 3.5 | 3.2 | 2.9 | 3.1 | 3.4 |
| ARGENTINA | 0.4 | 0.4 | 0.2 | 0.2 | 0.2 | 0.2 | 0.4 | 0.4 | 0.3 | 0.3 | 0.3 | 0.2 | 0.2 | 0.3 |
| BRAZIL | 1.6 | 1.7 | 1.5 | 1.5 | 1.5 | 1.5 | 1.7 | 1.8 | 2.0 | 2.4 | 2.2 | 1.9 | 1.9 | 2.1 |
| CHINA | 0.0 | 0.0 | 0.1 | 0.1 | 0.3 | 0.4 | 0.7 | 0.9 | 0.9 | 0.9 | 1.1 | 1.3 | 1.6 | 2.0 |
| HONG KONG | 2.3 | 2.0 | 1.6 | 1.9 | 1.9 | 2.0 | 2.1 | 2.3 | 2.5 | 2.6 | 2.5 | 2.4 | 2.4 | 2.3 |
| INDIA | 0.7 | 0.6 | 0.5 | 0.5 | 0.5 | 0.4 | 0.4 | 0.6 | 0.8 | 0.8 | 0.6 | 0.6 | 0.6 | 0.6 |
| INDONESIA | 0.4 | 0.7 | 2.2 | 2.3 | 1.8 | 2.1 | 2.3 | 1.7 | 2.1 | 1.7 | 1.3 | 0.9 | 0.8 | 0.7 |
| ISRAEL | 0.3 | 0.3 | 0.3 | 0.3 | 0.3 | 0.3 | 0.4 | 0.4 | 0.4 | 0.5 | 0.6 | 0.6 | 0.6 | 0.6 |
| MALAYSIA | 0.6 | 0.6 | 0.7 | 0.8 | 1.0 | 1.0 | 0.8 | 0.7 | 0.8 | 0.8 | 0.6 | 0.6 | 0.7 | 0.8 |
| MEXICO | 3.0 | 3.3 | 3.1 | 3.1 | 4.1 | 5.1 | 5.1 | 6.1 | 6.3 | 5.3 | 5.3 | 4.5 | 4.8 | 5.1 |
| PHILIPPINES | 1.1 | 0.9 | 0.7 | 0.7 | 0.7 | 0.7 | 0.7 | 0.7 | 0.8 | 0.7 | 0.6 | 0.5 | 0.5 | 0.6 |
| SINGAPORE | 0.2 | 0.6 | 0.5 | 0.5 | 0.7 | 0.7 | 0.8 | 0.8 | 1.1 | 1.2 | 1.2 | 1.2 | 1.5 | 1.7 |
| SOUTH KOREA | 0.9 | 1.4 | 1.4 | 1.9 | 2.0 | 1.7 | 2.0 | 2.3 | 2.8 | 2.9 | 2.9 | 3.5 | 4.2 | 4.6 |
| TAIWAN | 1.3 | 2.5 | 2.0 | 2.4 | 2.9 | 2.9 | 3.1 | 3.7 | 4.5 | 4.7 | 4.9 | 5.5 | 6.2 | 5.7 |
| THAILAND | 0.2 | 0.2 | 0.2 | 0.2 | 0.2 | 0.3 | 0.3 | 0.3 | 0.3 | 0.4 | 0.4 | 0.4 | 0.5 | 0.7 |
| TURKEY | 0.1 | 0.1 | 0.1 | 0.0 | 0.0 | 0.0 | 0.1 | 0.1 | 0.1 | 0.1 | 0.1 | 0.1 | 0.2 | 0.2 |
| YUGOSLAVIA | 0.2 | 0.2 | 0.2 | 0.2 | 0.1 | 0.1 | 0.1 | 0.1 | 0.1 | 0.1 | 0.1 | 0.1 | 0.1 | 0.1 |
| NIDCS | 12.4 | 13.5 | 24.9 | 28.4 | 26.9 | 27.7 | 24.0 | 18.3 | 14.8 | 12.4 | 9.9 | 8.8 | 9.6 | 8.7 |
| DCS | 72.1 | 68.8 | 57.2 | 52.4 | 52.1 | 49.8 | 52.4 | 56.4 | 57.3 | 59.9 | 63.2 | 64.5 | 61.7 | 61.4 |

TABLE 1.19: % SHARE OF VARIOUS SUPPLIERS IN TOTAL JAPANESE IMPORTS (1970-1988)

| | | | | | | | | | | | | | | |
|---|---|---|---|---|---|---|---|---|---|---|---|---|---|---|
| NICS | 17.1 | 22.4 | 20.2 | 21.6 | 26.6 | 25.3 | 26.5 | 27.6 | 27.6 | 29.9 | 30.3 | 31.3 | 33.3 | 33.6 |
| NICS I | 3.4 | 6.7 | 4.7 | 6.2 | 7.2 | 5.2 | 6.0 | 6.2 | 6.4 | 7.4 | 7.7 | 10.4 | 12.8 | 13.6 |
| NICS II | 6.9 | 5.8 | 5.7 | 4.9 | 7.7 | 6.8 | 6.6 | 7.1 | 7.8 | 8.8 | 8.6 | 8.9 | 8.6 | 8.4 |
| NICS II A | 3.8 | 3.1 | 3.1 | 2.3 | 5.4 | 4.6 | 4.0 | 4.2 | 4.3 | 5.1 | 5.1 | 5.4 | 5.4 | 5.1 |
| NICS II M | 0.3 | 0.3 | 0.2 | 0.2 | 0.2 | 0.2 | 0.1 | 0.1 | 0.2 | 0.2 | 0.2 | 0.3 | 0.4 | 0.6 |
| NICS II LA | 2.7 | 2.3 | 2.2 | 2.3 | 2.0 | 1.9 | 2.3 | 2.7 | 3.2 | 3.5 | 3.2 | 3.1 | 2.7 | 2.7 |
| NICS III | 6.7 | 9.8 | 9.7 | 10.4 | 11.6 | 13.2 | 13.9 | 14.1 | 13.3 | 13.6 | 13.9 | 11.9 | 11.8 | 11.5 |
| ARGENTINA | 0.8 | 0.4 | 0.3 | 0.5 | 0.4 | 0.2 | 0.1 | 0.3 | 0.4 | 0.3 | 0.3 | 0.4 | 0.2 | 0.2 |
| BRAZIL | 1.1 | 1.1 | 1.5 | 1.3 | 1.1 | 1.1 | 1.1 | 1.2 | 1.3 | 1.4 | 1.4 | 1.5 | 1.3 | 1.6 |
| CHINA | 1.3 | 2.5 | 2.6 | 2.1 | 2.6 | 3.0 | 3.7 | 4.1 | 4.0 | 4.4 | 5.0 | 4.7 | 5.0 | 5.3 |
| HONG KONG | 0.4 | 0.7 | 0.4 | 0.4 | 0.6 | 0.4 | 0.4 | 0.4 | 0.5 | 0.6 | 0.6 | 0.8 | 1.0 | 1.1 |
| INDIA | 2.0 | 1.5 | 1.1 | 1.1 | 0.9 | 0.7 | 0.7 | 0.8 | 0.9 | 0.8 | 0.9 | 1.0 | 1.0 | 0.9 |
| INDONESIA | 3.3 | 5.7 | 5.9 | 7.0 | 7.9 | 9.4 | 9.4 | 9.2 | 8.3 | 8.3 | 7.9 | 6.1 | 5.7 | 5.1 |
| ISRAEL | 0.1 | 0.2 | 0.1 | 0.1 | 0.1 | 0.1 | 0.1 | 0.1 | 0.1 | 0.1 | 0.1 | 0.2 | 0.3 | 0.3 |
| MALAYSIA | 0.0 | 0.0 | 0.0 | 0.0 | 2.9 | 2.4 | 2.0 | 2.3 | 2.5 | 3.2 | 3.3 | 3.2 | 3.2 | 2.5 |
| MEXICO | 0.8 | 0.7 | 0.3 | 0.4 | 0.4 | 0.6 | 1.0 | 1.1 | 1.5 | 1.6 | 1.4 | 1.2 | 1.1 | 0.8 |
| PHILIPPINES | 2.8 | 2.1 | 1.9 | 1.2 | 1.4 | 1.3 | 1.2 | 1.1 | 1.0 | 1.0 | 0.9 | 1.0 | 0.9 | 1.0 |
| SINGAPORE | 0.4 | 0.5 | 0.6 | 0.9 | 1.3 | 1.0 | 1.3 | 1.3 | 1.1 | 1.3 | 1.2 | 1.2 | 1.3 | 1.2 |
| SOUTH KOREA | 1.2 | 3.1 | 2.2 | 2.9 | 3.0 | 2.1 | 2.4 | 2.4 | 2.6 | 3.1 | 3.2 | 4.4 | 5.5 | 6.4 |
| TAIWAN | 1.3 | 2.3 | 1.4 | 1.8 | 2.2 | 1.6 | 1.7 | 1.8 | 2.0 | 2.3 | 2.6 | 3.9 | 4.8 | 4.7 |
| THAILAND | 1.0 | 1.0 | 1.2 | 1.0 | 1.0 | 0.8 | 0.7 | 0.7 | 0.8 | 0.7 | 0.8 | 1.1 | 1.2 | 1.5 |
| TURKEY | 0.1 | 0.0 | 0.0 | 0.0 | 0.0 | 0.0 | 0.0 | 0.0 | 0.0 | 0.0 | 0.0 | 0.0 | 0.1 | 0.1 |
| NIDCS | 21.2 | 20.0 | 34.1 | 34.8 | 32.4 | 38.1 | 36.8 | 34.7 | 32.3 | 29.3 | 27.9 | 19.8 | 17.5 | 14.5 |
| DCS | 53.4 | 50.1 | 39.7 | 37.3 | 37.4 | 33.4 | 33.8 | 34.8 | 37.2 | 38.0 | 38.9 | 45.2 | 45.7 | 48.7 |

TABLE 1.20: VALUE OF EC EXPORTS TO (MILLIONS OF ECU)

| PARTNER | 1970 | 1973 | 1975 | 1977 | 1979 | 1980 | 1981 | 1982 | 1983 | 1984 | 1985 | 1986 | 1987 | 1988 |
|---|---|---|---|---|---|---|---|---|---|---|---|---|---|---|
| NICS | 7449 | 10741 | 16734 | 19713 | 26583 | 28447 | 35067 | 37131 | 39730 | 46324 | 53642 | 52110 | 53675 | 57295 |
| NICS I | 1111 | 1716 | 2279 | 3261 | 5272 | 5614 | 6988 | 8291 | 9079 | 11493 | 12927 | 12540 | 14838 | 17995 |
| NICS II | 5227 | 7374 | 11408 | 13145 | 16301 | 17517 | 20626 | 19635 | 21508 | 23950 | 25745 | 25517 | 26050 | 26234 |
| NICS II A | 709 | 768 | 1133 | 1551 | 2210 | 2330 | 3028 | 3044 | 4012 | 3962 | 3770 | 3452 | 3595 | 4243 |
| NICS II M | 2633 | 3916 | 6051 | 7354 | 7870 | 7685 | 8815 | 9509 | 11077 | 12883 | 15055 | 14832 | 15563 | 15393 |
| NICS II LA | 1885 | 2690 | 4224 | 4239 | 6221 | 7502 | 8784 | 7082 | 6420 | 7105 | 6919 | 7233 | 6892 | 6599 |
| NICS III | 1111 | 1652 | 3046 | 3307 | 5010 | 5316 | 7453 | 9205 | 9143 | 10881 | 14970 | 14053 | 12788 | 13067 |
| ARGENTINA | 610 | 539 | 835 | 1112 | 2025 | 2433 | 2510 | 1484 | 2168 | 1927 | 1544 | 1696 | 1742 | 1282 |
| BRAZIL | 761 | 1496 | 2379 | 2268 | 2489 | 2642 | 2630 | 2620 | 2220 | 2955 | 2665 | 3511 | 3326 | 3081 |
| CHINA | 455 | 592 | 1159 | 813 | 2165 | 1743 | 1934 | 2130 | 2818 | 3693 | 7079 | 6499 | 5459 | 5649 |
| HONG KONG | 526 | 681 | 711 | 1177 | 1867 | 2092 | 2633 | 3064 | 3147 | 3962 | 4405 | 4202 | 4677 | 5714 |
| INDIA | 440 | 678 | 1119 | 1410 | 2027 | 2316 | 3438 | 4083 | 3916 | 4765 | 5656 | 5689 | 5634 | 5527 |
| INDONESIA | 215 | 381 | 768 | 1084 | 818 | 1256 | 2080 | 2992 | 2408 | 2423 | 2236 | 1865 | 1694 | 1891 |
| ISRAEL | 666 | 1125 | 1294 | 1493 | 1771 | 1650 | 2154 | 2619 | 3444 | 3549 | 3869 | 4278 | 4683 | 4655 |
| MALAYSIA | 255 | 326 | 451 | 560 | 837 | 1024 | 1377 | 1315 | 1658 | 1959 | 1537 | 1315 | 1166 | 1341 |
| MEXICO | 515 | 655 | 1010 | 859 | 1707 | 2427 | 3644 | 2978 | 2031 | 2223 | 2710 | 2026 | 1824 | 2235 |
| PHILIPPINES | 211 | 178 | 336 | 447 | 614 | 582 | 733 | 830 | 1071 | 675 | 624 | 650 | 807 | 889 |
| SINGAPORE | 313 | 497 | 675 | 927 | 1323 | 1711 | 2081 | 2484 | 2756 | 3359 | 3543 | 2820 | 3160 | 3905 |
| SOUTH KOREA | 154 | 190 | 481 | 656 | 1253 | 945 | 1146 | 1308 | 1619 | 2230 | 2719 | 3058 | 3618 | 4149 |
| TAIWAN | 118 | 348 | 412 | 501 | 829 | 866 | 1128 | 1435 | 1558 | 1942 | 2260 | 2460 | 3383 | 4225 |
| THAILAND | 243 | 263 | 346 | 545 | 759 | 724 | 917 | 899 | 1283 | 1327 | 1609 | 1487 | 1623 | 2012 |
| TURKEY | 508 | 955 | 1925 | 2218 | 1660 | 1869 | 2270 | 2596 | 3115 | 4272 | 5332 | 4716 | 5526 | 5137 |
| YUGOSLAVIA | 1459 | 1837 | 2832 | 3643 | 4439 | 4166 | 4390 | 4294 | 4517 | 5062 | 5854 | 5837 | 5355 | 5600 |
| NIDCS | 11569 | 15746 | 34085 | 51419 | 54559 | 65974 | 89523 | 94134 | 91012 | 95914 | 90742 | 71501 | 62928 | 64018 |
| EXTRA-E12 DC | 27815 | 39339 | 47317 | 68117 | 83146 | 92147 | 107864 | 120272 | 134712 | 172613 | 196346 | 188470 | 189366 | 198910 |
| EXTRA-E12 | 54340 | 76530 | 116379 | 160013 | 186811 | 213765 | 263589 | 282179 | 298538 | 351590 | 378222 | 343606 | 336592 | 361284 |

TABLE 1.21: VALUE OF EC EXPORTS TO (MILLIONS OF US$)

| | | | | | | | | | | | | | | |
|---|---|---|---|---|---|---|---|---|---|---|---|---|---|---|
| NICS | 7449 | 13479 | 20999 | 22529 | 36985 | 40458 | 39373 | 36560 | 35813 | 36602 | 41362 | 51308 | 62459 | 67902 |
| NICS I | 1111 | 2153 | 2860 | 3727 | 7335 | 7984 | 7846 | 8164 | 8184 | 9081 | 9968 | 12347 | 17266 | 21326 |
| NICS II | 5227 | 9254 | 14316 | 15023 | 22679 | 24913 | 23159 | 19333 | 19388 | 18924 | 19851 | 25124 | 30313 | 31090 |
| NICS II A | 709 | 963 | 1422 | 1773 | 3075 | 3314 | 3400 | 2997 | 3616 | 3130 | 2907 | 3399 | 4183 | 5028 |
| NICS II M | 2633 | 4915 | 7593 | 8405 | 10949 | 10930 | 9897 | 9363 | 9984 | 10180 | 11609 | 14603 | 18110 | 18242 |
| NICS II LA | 1885 | 3376 | 5301 | 4845 | 8655 | 10669 | 9862 | 6973 | 5787 | 5614 | 5335 | 7122 | 8020 | 7821 |
| NICS III | 1111 | 2072 | 3822 | 3779 | 6971 | 7560 | 8368 | 9063 | 8241 | 8597 | 11543 | 13837 | 14880 | 15486 |
| ARGENTINA | 610 | 677 | 1048 | 1271 | 2818 | 3460 | 2818 | 1461 | 1954 | 1523 | 1190 | 1670 | 2027 | 1520 |
| BRAZIL | 761 | 1877 | 2985 | 2592 | 3463 | 3757 | 2953 | 2580 | 2001 | 2335 | 2055 | 3457 | 3871 | 3652 |
| CHINA | 455 | 743 | 1455 | 929 | 3012 | 2480 | 2172 | 2097 | 2540 | 2918 | 5458 | 6399 | 6353 | 6694 |
| HONG KONG | 526 | 854 | 892 | 1345 | 2598 | 2975 | 2956 | 3017 | 2836 | 3131 | 3397 | 4137 | 5443 | 6772 |
| INDIA | 440 | 851 | 1404 | 1612 | 2820 | 3294 | 3861 | 4020 | 3530 | 3765 | 4361 | 5601 | 6556 | 6550 |
| INDONESIA | 215 | 478 | 964 | 1239 | 1139 | 1786 | 2335 | 2946 | 2171 | 1914 | 1724 | 1836 | 1972 | 2242 |
| ISRAEL | 666 | 1412 | 1624 | 1707 | 2464 | 2347 | 2419 | 2579 | 3104 | 2804 | 2983 | 4212 | 5449 | 5517 |
| MALAYSIA | 255 | 409 | 566 | 640 | 1165 | 1457 | 1547 | 1295 | 1495 | 1548 | 1185 | 1295 | 1356 | 1590 |
| MEXICO | 515 | 822 | 1268 | 981 | 2375 | 3452 | 4091 | 2932 | 1831 | 1757 | 2090 | 1995 | 2122 | 2649 |
| PHILIPPINES | 211 | 224 | 422 | 511 | 855 | 828 | 823 | 817 | 965 | 534 | 481 | 640 | 939 | 1054 |
| SINGAPORE | 313 | 624 | 847 | 1059 | 1841 | 2434 | 2337 | 2446 | 2484 | 2654 | 2732 | 2777 | 3677 | 4628 |
| SOUTH KOREA | 154 | 238 | 604 | 750 | 1743 | 1344 | 1287 | 1288 | 1459 | 1762 | 2097 | 3011 | 4210 | 4918 |
| TAIWAN | 118 | 437 | 517 | 573 | 1153 | 1232 | 1266 | 1413 | 1404 | 1534 | 1743 | 2422 | 3936 | 5008 |
| THAILAND | 243 | 331 | 435 | 623 | 1055 | 1030 | 1030 | 885 | 1157 | 1049 | 1241 | 1464 | 1888 | 2385 |
| TURKEY | 508 | 1198 | 2416 | 2535 | 2310 | 2658 | 2549 | 2556 | 2808 | 3375 | 4111 | 4644 | 6430 | 6087 |
| YUGOSLAVIA | 1459 | 2305 | 3554 | 4164 | 6176 | 5925 | 4930 | 4228 | 4072 | 4000 | 4514 | 5747 | 6231 | 6638 |
| NIDCS | 11569 | 19759 | 42773 | 58765 | 75909 | 93830 | 100517 | 92686 | 82039 | 75784 | 69970 | 70401 | 73226 | 75865 |
| EXTRA-E12 DC | 27815 | 49367 | 59378 | 77848 | 115681 | 131054 | 121110 | 118422 | 121430 | 136386 | 151399 | 185570 | 220353 | 235711 |
| EXTRA-E12 | 54340 | 96037 | 146045 | 182872 | 259911 | 304021 | 295960 | 277838 | 269105 | 277800 | 291641 | 338319 | 391671 | 428138 |

TABLE 1.22: VALUE OF USA EXPORTS TO (MILLIONS OF ECU)

| | | | | | | | | | | | | | | |
|---|---|---|---|---|---|---|---|---|---|---|---|---|---|---|
| NICS | 7228 | 10426 | 16181 | 17666 | 26258 | 34641 | 45712 | 44796 | 45426 | 57550 | 59359 | 46925 | 47154 | 61762 |
| NICS I | 1806 | 3033 | 4129 | 5731 | 8431 | 9904 | 12950 | 15044 | 17777 | 21337 | 20651 | 17216 | 18502 | 25149 |
| NICS II | 4586 | 6072 | 10140 | 10441 | 15056 | 19946 | 26891 | 23232 | 21640 | 28977 | 30687 | 24136 | 23796 | 29501 |
| NICS II A | 586 | 721 | 1251 | 1692 | 2480 | 3054 | 3746 | 4453 | 4812 | 5750 | 4561 | 3916 | 4195 | 4634 |
| NICS II M | 1049 | 1169 | 1946 | 1876 | 2060 | 1847 | 2526 | 2878 | 3301 | 4353 | 4596 | 3374 | 3274 | 3804 |
| NICS II LA | 2951 | 4182 | 6944 | 6874 | 10517 | 15045 | 20619 | 15901 | 13528 | 18874 | 21530 | 16846 | 16327 | 21063 |
| NICS III | 836 | 1320 | 1912 | 1493 | 2771 | 4791 | 5871 | 6520 | 6008 | 7237 | 8021 | 5573 | 4856 | 7113 |
| ARGENTINA | 439 | 358 | 494 | 623 | 1283 | 1721 | 1884 | 1286 | 1033 | 1101 | 900 | 932 | 908 | 857 |
| BRAZIL | 838 | 1517 | 2418 | 2109 | 2442 | 3021 | 3331 | 3417 | 2782 | 3270 | 3965 | 3805 | 3347 | 3465 |
| CHINA | * | 549 | 242 | 150 | 1234 | 2636 | 3205 | 2950 | 2400 | 3782 | 4923 | 3124 | 2973 | 4158 |
| HONG KONG | 399 | 575 | 626 | 1093 | 1439 | 1798 | 2215 | 2326 | 2669 | 3624 | 3357 | 2908 | 3207 | 4083 |
| INDIA | 571 | 419 | 1026 | 677 | 833 | 1176 | 1543 | 1604 | 2010 | 1953 | 2094 | 1525 | 1230 | 2061 |
| INDONESIA | 265 | 352 | 644 | 666 | 704 | 979 | 1123 | 1966 | 1599 | 1502 | 1004 | 925 | 653 | 893 |
| ISRAEL | 567 | 705 | 1202 | 1196 | 1279 | 979 | 1336 | 1548 | 1899 | 2432 | 2343 | 1779 | 1775 | 2058 |
| MALAYSIA | 66 | 125 | 310 | 488 | 668 | 903 | 1298 | 1731 | 1850 | 2293 | 1861 | 1715 | 1596 | 1721 |
| MEXICO | 1674 | 2307 | 4032 | 4142 | 6792 | 10302 | 15404 | 11198 | 9712 | 14503 | 16665 | 12109 | 12073 | 16741 |
| PHILIPPINES | 370 | 392 | 657 | 759 | 1122 | 1389 | 1553 | 1854 | 1967 | 2146 | 1754 | 1346 | 1344 | 1527 |
| SINGAPORE | 239 | 544 | 786 | 1017 | 1666 | 2070 | 2606 | 3170 | 4037 | 4500 | 4330 | 3289 | 3317 | 4570 |
| SOUTH KOREA | 642 | 984 | 1399 | 2062 | 2996 | 3096 | 4446 | 5400 | 6306 | 7319 | 7339 | 5883 | 6429 | 8768 |
| TAIWAN | 527 | 931 | 1318 | 1558 | 2329 | 2940 | 3683 | 4148 | 4766 | 5894 | 5625 | 5136 | 5548 | 7728 |
| THAILAND | 150 | 203 | 284 | 445 | 689 | 762 | 896 | 868 | 995 | 1311 | 946 | 854 | 1254 | 1386 |
| TURKEY | 315 | 277 | 484 | 368 | 253 | 340 | 615 | 833 | 788 | 1379 | 1484 | 1068 | 1111 | 1301 |
| YUGOSLAVIA | 167 | 187 | 260 | 312 | 527 | 529 | 575 | 498 | 614 | 542 | 769 | 528 | 388 | 446 |
| NIDCS | 6116 | 7095 | 15740 | 20448 | 20157 | 23167 | 33990 | 36573 | 32486 | 36471 | 33873 | 25165 | 22265 | 26691 |
| DCS | 28310 | 35881 | 48957 | 61598 | 72667 | 84357 | 110302 | 114557 | 125501 | 157052 | 159789 | 127994 | 131360 | 158197 |
| WORLD | 42590 | 55977 | 84550 | 103186 | 124816 | 149686 | 201082 | 209264 | 215907 | 266055 | 266170 | 207852 | 209414 | 255977 |

TABLE 1.23: VALUE OF USA EXPORTS TO (MILLIONS OF US$)

| PARTNER | 1970 | 1973 | 1975 | 1977 | 1979 | 1980 | 1981 | 1982 | 1983 | 1984 | 1985 | 1986 | 1987 | 1988 |
|---|---|---|---|---|---|---|---|---|---|---|---|---|---|---|
| NICS | 7228 | 13083 | 20306 | 20189 | 36533 | 49267 | 51326 | 44107 | 40947 | 45472 | 45771 | 46203 | 54870 | 73200 |
| NICS I | 1806 | 3807 | 5181 | 6550 | 11731 | 14085 | 14541 | 14813 | 16025 | 16859 | 15924 | 16951 | 21530 | 29806 |
| NICS II | 4586 | 7620 | 12725 | 11933 | 20947 | 28368 | 30194 | 22875 | 19507 | 22895 | 23662 | 23765 | 27690 | 34964 |
| NICS II A | 586 | 905 | 1569 | 1933 | 3450 | 4344 | 4206 | 4385 | 4338 | 4543 | 3517 | 3856 | 4881 | 5492 |
| NICS II M | 1049 | 1467 | 2442 | 2144 | 2865 | 2627 | 2836 | 2834 | 2975 | 3440 | 3544 | 3322 | 3810 | 4509 |
| NICS II LA | 2951 | 5248 | 8714 | 7856 | 14632 | 21397 | 23151 | 15656 | 12194 | 14912 | 16602 | 16587 | 18999 | 24963 |
| NICS III | 836 | 1656 | 2399 | 1707 | 3856 | 6814 | 6592 | 6420 | 5416 | 5718 | 6185 | 5488 | 5650 | 8430 |
| ARGENTINA | 439 | 449 | 620 | 712 | 1785 | 2447 | 2116 | 1266 | 932 | 870 | 694 | 917 | 1056 | 1015 |
| BRAZIL | 838 | 1903 | 3034 | 2411 | 3397 | 4297 | 3740 | 3365 | 2508 | 2584 | 3058 | 3747 | 3894 | 4106 |
| CHINA | * | 689 | 304 | 171 | 1716 | 3749 | 3599 | 2905 | 2163 | 2988 | 3796 | 3076 | 3460 | 4928 |
| HONG KONG | 399 | 722 | 785 | 1250 | 2002 | 2557 | 2487 | 2290 | 2406 | 2863 | 2588 | 2863 | 3732 | 4839 |
| INDIA | 571 | 526 | 1287 | 774 | 1160 | 1673 | 1733 | 1579 | 1812 | 1543 | 1615 | 1501 | 1431 | 2443 |
| INDONESIA | 265 | 441 | 809 | 761 | 980 | 1392 | 1261 | 1936 | 1441 | 1187 | 774 | 911 | 759 | 1059 |
| ISRAEL | 567 | 885 | 1508 | 1367 | 1780 | 1392 | 1500 | 1524 | 1712 | 1922 | 1807 | 1751 | 2065 | 2439 |
| MALAYSIA | 66 | 157 | 389 | 558 | 930 | 1284 | 1457 | 1704 | 1668 | 1812 | 1435 | 1689 | 1858 | 2039 |
| MEXICO | 1674 | 2895 | 5060 | 4733 | 9449 | 14652 | 17296 | 11026 | 8755 | 11459 | 12850 | 11923 | 14048 | 19841 |
| PHILIPPINES | 370 | 492 | 824 | 867 | 1561 | 1975 | 1744 | 1826 | 1773 | 1695 | 1352 | 1326 | 1564 | 1810 |
| SINGAPORE | 239 | 683 | 986 | 1163 | 2318 | 2943 | 2926 | 3121 | 3639 | 3556 | 3339 | 3239 | 3860 | 5417 |
| SOUTH KOREA | 642 | 1235 | 1756 | 2357 | 4169 | 4403 | 4992 | 5317 | 5684 | 5783 | 5659 | 5792 | 7481 | 10391 |
| TAIWAN | 527 | 1168 | 1654 | 1781 | 3241 | 4182 | 4136 | 4085 | 4296 | 4657 | 4337 | 5057 | 6456 | 9159 |
| THAILAND | 150 | 255 | 356 | 509 | 959 | 1084 | 1006 | 855 | 897 | 1036 | 729 | 841 | 1460 | 1643 |
| TURKEY | 315 | 347 | 607 | 420 | 353 | 483 | 690 | 820 | 710 | 1089 | 1144 | 1051 | 1293 | 1542 |
| YUGOSLAVIA | 167 | 235 | 326 | 356 | 733 | 752 | 645 | 490 | 553 | 429 | 593 | 520 | 452 | 528 |
| NIDCS | 6116 | 8903 | 19752 | 23370 | 28044 | 32948 | 38164 | 36010 | 29283 | 28817 | 26119 | 24778 | 25908 | 31634 |
| DCS | 28310 | 45027 | 61437 | 70398 | 101102 | 119975 | 123848 | 112795 | 113128 | 124090 | 123211 | 126025 | 152855 | 187492 |
| WORLD | 42590 | 70246 | 106102 | 117926 | 173658 | 212887 | 225777 | 206045 | 194620 | 210217 | 205239 | 204654 | 243682 | 303380 |

TABLE 1.24: VALUE OF JAPANESE EXPORTS TO (MILLIONS OF ECU)

| | | | | | | | | | | | | | | |
|---|---|---|---|---|---|---|---|---|---|---|---|---|---|---|
| NICS | 4966 | 8280 | 12343 | 16998 | 22437 | 26707 | 37527 | 36882 | 44228 | 56432 | 60255 | 53658 | 53909 | 66095 |
| NICS I | 2642 | 4363 | 5557 | 9334 | 12182 | 13442 | 18520 | 18459 | 23043 | 30779 | 29259 | 30472 | 33773 | 41936 |
| NICS II | 1336 | 2099 | 3139 | 3954 | 5510 | 6620 | 9732 | 9100 | 10208 | 11153 | 9922 | 8341 | 8796 | 11833 |
| NICS II A | 903 | 1067 | 1582 | 2152 | 3478 | 3976 | 5876 | 6305 | 7783 | 8062 | 6668 | 4897 | 5613 | 8401 |
| NICS II M | 76 | 194 | 253 | 411 | 261 | 299 | 421 | 474 | 618 | 662 | 875 | 1041 | 853 | 843 |
| NICS II LA | 357 | 837 | 1304 | 1392 | 1771 | 2345 | 3435 | 2322 | 1807 | 2429 | 2379 | 2403 | 2330 | 2589 |
| NICS III | 988 | 1818 | 3647 | 3710 | 4745 | 6645 | 9275 | 9323 | 10977 | 14501 | 21074 | 14845 | 11340 | 12327 |
| ARGENTINA | 96 | 199 | 290 | 262 | 358 | 701 | 699 | 272 | 346 | 496 | 292 | 367 | 381 | 252 |
| BRAZIL | 167 | 486 | 738 | 735 | 808 | 784 | 1218 | 1059 | 819 | 809 | 797 | 988 | 755 | 842 |
| CHINA | 569 | 830 | 1799 | 1696 | 2658 | 3571 | 4538 | 3566 | 5449 | 9133 | 16184 | 10010 | 7089 | 7994 |
| HONG KONG | 700 | 892 | 1099 | 2030 | 2641 | 3335 | 4727 | 4774 | 5865 | 8299 | 8476 | 7269 | 7619 | 9870 |
| INDIA | 103 | 270 | 375 | 441 | 560 | 643 | 1066 | 1430 | 1587 | 1478 | 2071 | 2132 | 1682 | 1756 |
| INDONESIA | 316 | 718 | 1473 | 1573 | 1526 | 2431 | 3671 | 4327 | 3941 | 3889 | 2819 | 2703 | 2569 | 2577 |
| ISRAEL | 20 | 46 | 58 | 78 | 101 | 76 | 126 | 205 | 296 | 220 | 221 | 279 | 297 | 355 |
| MALAYSIA | * | * | * | * | 1082 | 1447 | 2157 | 2540 | 3073 | 3636 | 2822 | 1733 | 1863 | 2582 |
| MEXICO | 94 | 152 | 277 | 395 | 604 | 860 | 1519 | 991 | 642 | 1124 | 1289 | 1048 | 1194 | 1495 |
| PHILIPPINES | 454 | 494 | 819 | 962 | 1164 | 1181 | 1714 | 1829 | 1932 | 1362 | 1215 | 1105 | 1215 | 1468 |
| SINGAPORE | 423 | 739 | 1213 | 1503 | 1915 | 2720 | 3948 | 4412 | 4890 | 5780 | 4986 | 4611 | 5110 | 6948 |
| SOUTH KOREA | 818 | 1424 | 1791 | 3569 | 4488 | 3771 | 5035 | 4955 | 6653 | 9134 | 9237 | 10625 | 11355 | 13019 |
| TAIWAN | 700 | 1309 | 1453 | 2233 | 3137 | 3615 | 4810 | 4319 | 5636 | 7567 | 6561 | 7966 | 9689 | 12099 |
| THAILAND | 449 | 574 | 764 | 1190 | 1232 | 1348 | 2004 | 1936 | 2778 | 3064 | 2632 | 2059 | 2535 | 4352 |
| TURKEY | 16 | 107 | 109 | 211 | 78 | 137 | 224 | 219 | 272 | 388 | 562 | 689 | 490 | 385 |
| YUGOSLAVIA | 40 | 41 | 86 | 122 | 83 | 86 | 71 | 50 | 51 | 54 | 91 | 73 | 66 | 103 |
| NIDCS | 3185 | 4814 | 10711 | 16506 | 13643 | 18241 | 27845 | 29666 | 28799 | 31686 | 29062 | 20669 | 16658 | 16707 |
| DCS | 10146 | 14684 | 17938 | 32554 | 34434 | 41793 | 63706 | 67376 | 83296 | 120119 | 132189 | 132023 | 121363 | 135038 |
| WORLD | 19319 | 29430 | 44429 | 70411 | 74006 | 91084 | 135295 | 140750 | 162860 | 215204 | 228066 | 212348 | 196844 | 223401 |

TABLE 1.25: VALUE OF JAPANESE EXPORTS TO (MILLIONS OF US$)

| | | | | | | | | | | | | | | |
|---|---|---|---|---|---|---|---|---|---|---|---|---|---|---|
| NICS | 4966 | 10390 | 15489 | 19426 | 31217 | 37983 | 42136 | 36315 | 39868 | 44588 | 46462 | 52832 | 62731 | 78335 |
| NICS I | 2642 | 5476 | 6974 | 10667 | 16949 | 19117 | 20794 | 18175 | 20772 | 24319 | 22561 | 30003 | 39300 | 49701 |
| NICS II | 1336 | 2634 | 3939 | 4519 | 7667 | 9415 | 10927 | 8960 | 9201 | 8812 | 7650 | 8212 | 10235 | 14024 |
| NICS II A | 903 | 1339 | 1986 | 2459 | 4839 | 5654 | 6597 | 6208 | 7015 | 6370 | 5142 | 4821 | 6531 | 9957 |
| NICS II M | 76 | 244 | 317 | 470 | 364 | 426 | 473 | 467 | 557 | 523 | 674 | 1025 | 993 | 999 |
| NICS II LA | 357 | 1051 | 1636 | 1590 | 2463 | 3335 | 3857 | 2286 | 1628 | 1919 | 1834 | 2366 | 2711 | 3068 |
| NICS III | 988 | 2281 | 4576 | 4240 | 6602 | 9451 | 10414 | 9179 | 9895 | 11457 | 16250 | 14617 | 13196 | 14610 |
| ARGENTINA | 96 | 250 | 363 | 300 | 498 | 997 | 785 | 267 | 312 | 392 | 225 | 361 | 443 | 298 |
| BRAZIL | 167 | 610 | 926 | 840 | 1125 | 1115 | 1367 | 1043 | 738 | 639 | 615 | 973 | 878 | 998 |
| CHINA | 569 | 1041 | 2257 | 1939 | 3699 | 5078 | 5095 | 3511 | 4912 | 7216 | 12479 | 9856 | 8249 | 9475 |
| HONG KONG | 700 | 1119 | 1379 | 2320 | 3675 | 4743 | 5308 | 4700 | 5286 | 6557 | 6536 | 7157 | 8865 | 11697 |
| INDIA | 103 | 339 | 471 | 504 | 779 | 915 | 1197 | 1408 | 1431 | 1168 | 1597 | 2099 | 1957 | 2081 |
| INDONESIA | 316 | 901 | 1848 | 1797 | 2124 | 3458 | 4122 | 4261 | 3552 | 3073 | 2174 | 2662 | 2990 | 3054 |
| ISRAEL | 20 | 58 | 73 | 89 | 141 | 109 | 142 | 202 | 267 | 174 | 170 | 275 | 346 | 420 |
| MALAYSIA | * | * | * | * | 1506 | 2059 | 2422 | 2501 | 2770 | 2873 | 2176 | 1706 | 2167 | 3060 |
| MEXICO | 94 | 190 | 347 | 451 | 841 | 1223 | 1705 | 976 | 579 | 888 | 994 | 1032 | 1389 | 1772 |
| PHILIPPINES | 454 | 619 | 1027 | 1099 | 1620 | 1679 | 1925 | 1801 | 1741 | 1076 | 937 | 1088 | 1414 | 1740 |
| SINGAPORE | 423 | 928 | 1522 | 1717 | 2665 | 3869 | 4433 | 4344 | 4408 | 4567 | 3845 | 4540 | 5947 | 8235 |
| SOUTH KOREA | 818 | 1787 | 2248 | 4078 | 6245 | 5364 | 5654 | 4878 | 5997 | 7217 | 7122 | 10462 | 13214 | 15430 |
| TAIWAN | 700 | 1642 | 1824 | 2552 | 4365 | 5141 | 5400 | 4252 | 5081 | 5979 | 5059 | 7843 | 11274 | 14340 |
| THAILAND | 449 | 720 | 958 | 1360 | 1714 | 1917 | 2251 | 1906 | 2505 | 2421 | 2029 | 2027 | 2950 | 5158 |
| TURKEY | 16 | 134 | 137 | 241 | 108 | 195 | 251 | 216 | 245 | 307 | 434 | 678 | 570 | 456 |
| YUGOSLAVIA | 40 | 52 | 107 | 140 | 115 | 122 | 80 | 49 | 46 | 43 | 70 | 72 | 77 | 122 |
| NIDCS | 3185 | 6041 | 13441 | 18864 | 18982 | 25943 | 31265 | 29209 | 25960 | 25036 | 22409 | 20351 | 19384 | 19801 |
| DCS | 10146 | 18427 | 22510 | 37205 | 47908 | 59439 | 71530 | 66340 | 75084 | 94909 | 101928 | 129992 | 141223 | 160045 |
| WORLD | 19319 | 36931 | 55754 | 80470 | 102964 | 129542 | 151910 | 138584 | 146804 | 170038 | 175858 | 209081 | 229055 | 264772 |

TABLE 1.26: INDEX OF VALUE (ECU) OF EC EXPORTS (1970-1988) TO

| PARTNER | 1970 | 1973 | 1975 | 1977 | 1979 | 1980 | 1981 | 1982 | 1983 | 1984 | 1985 | 1986 | 1987 | 1988 |
|---|---|---|---|---|---|---|---|---|---|---|---|---|---|---|
| NICS | 28.0 | 40.4 | 62.9 | 74.1 | 100.0 | 107.0 | 131.9 | 139.6 | 149.4 | 174.2 | 201.7 | 196.0 | 201.9 | 215.0 |
| NICS I | 21.0 | 32.5 | 43.2 | 61.8 | 100.0 | 106.4 | 132.5 | 157.2 | 172.2 | 218.0 | 245.2 | 237.8 | 281.4 | 340.7 |
| NICS II | 32.0 | 45.2 | 69.9 | 80.6 | 100.0 | 107.4 | 126.5 | 120.4 | 131.9 | 146.9 | 157.9 | 156.5 | 159.8 | 160.4 |
| NICS II A | 32.0 | 34.7 | 51.2 | 70.2 | 100.0 | 105.4 | 137.0 | 137.7 | 181.5 | 179.2 | 170.6 | 156.2 | 162.6 | 190.9 |
| NICS II M | 33.4 | 49.7 | 76.8 | 93.4 | 100.0 | 97.6 | 112.0 | 120.8 | 140.7 | 163.7 | 191.3 | 188.4 | 197.7 | 194.6 |
| NICS II LA | 30.3 | 43.2 | 67.8 | 68.1 | 100.0 | 120.5 | 141.1 | 113.8 | 103.1 | 114.2 | 111.2 | 116.2 | 110.7 | 106.1 |
| NICS III | 22.1 | 32.9 | 60.7 | 66.0 | 100.0 | 106.0 | 148.7 | 183.7 | 182.4 | 217.1 | 298.7 | 280.4 | 255.2 | 260.7 |
| ARGENTINA | 30.1 | 26.6 | 41.2 | 54.9 | 100.0 | 120.1 | 123.9 | 73.2 | 107.0 | 95.1 | 76.2 | 83.7 | 86.0 | 63.3 |
| BRAZIL | 30.5 | 60.1 | 95.5 | 91.1 | 100.0 | 106.1 | 105.6 | 105.2 | 89.2 | 118.7 | 107.0 | 141.0 | 133.6 | 123.7 |
| CHINA | 21.0 | 27.3 | 53.5 | 37.5 | 100.0 | 80.5 | 89.3 | 98.3 | 130.1 | 170.5 | 326.9 | 300.2 | 252.1 | 260.9 |
| HONG KONG | 28.1 | 36.4 | 38.0 | 63.0 | 100.0 | 112.0 | 140.9 | 164.0 | 168.5 | 212.1 | 235.9 | 225.0 | 250.4 | 304.9 |
| INDIA | 21.7 | 33.4 | 55.1 | 69.5 | 100.0 | 114.2 | 169.6 | 201.4 | 193.1 | 235.0 | 278.9 | 280.6 | 277.9 | 272.7 |
| INDONESIA | 26.3 | 46.5 | 93.8 | 132.4 | 100.0 | 153.5 | 254.1 | 365.5 | 294.3 | 296.0 | 273.2 | 227.9 | 207.0 | 230.6 |
| ISRAEL | 37.6 | 63.5 | 73.0 | 84.3 | 100.0 | 93.1 | 121.6 | 147.9 | 194.4 | 200.4 | 218.4 | 241.5 | 264.4 | 257.6 |
| MALAYSIA | 30.4 | 38.9 | 53.8 | 66.8 | 100.0 | 122.3 | 164.5 | 157.1 | 198.1 | 234.0 | 183.6 | 157.0 | 139.2 | 160.0 |
| MEXICO | 30.1 | 38.3 | 59.1 | 50.3 | 100.0 | 142.1 | 213.4 | 174.4 | 119.0 | 130.2 | 158.7 | 118.6 | 106.8 | 130.9 |
| PHILIPPINES | 34.3 | 29.0 | 54.6 | 72.7 | 100.0 | 94.7 | 119.3 | 135.1 | 174.3 | 109.9 | 101.5 | 105.8 | 131.3 | 144.6 |
| SINGAPORE | 23.6 | 37.5 | 51.0 | 70.0 | 100.0 | 129.3 | 157.3 | 187.7 | 208.2 | 253.8 | 267.7 | 213.1 | 238.8 | 294.9 |
| SOUTH KOREA | 12.3 | 15.1 | 38.4 | 52.3 | 100.0 | 75.4 | 91.4 | 104.4 | 129.2 | 178.0 | 217.0 | 244.1 | 288.8 | 331.1 |
| TAIWAN | 14.1 | 42.0 | 49.7 | 60.4 | 100.0 | 104.4 | 136.0 | 173.0 | 187.9 | 234.2 | 272.6 | 296.7 | 407.9 | 509.7 |
| THAILAND | 32.0 | 34.7 | 45.6 | 71.8 | 100.0 | 95.4 | 120.9 | 118.4 | 169.1 | 174.9 | 212.1 | 196.0 | 213.9 | 261.0 |
| TURKEY | 30.5 | 57.5 | 115.9 | 133.5 | 100.0 | 112.5 | 136.7 | 156.3 | 187.6 | 257.3 | 321.1 | 284.0 | 332.8 | 309.3 |
| YUGOSLAVIA | 32.8 | 41.3 | 63.7 | 82.0 | 100.0 | 93.8 | 98.9 | 96.7 | 101.7 | 114.0 | 131.8 | 131.5 | 120.6 | 126.1 |
| NIDCS | 21.2 | 28.8 | 62.4 | 94.2 | 100.0 | 120.9 | 164.0 | 172.5 | 166.8 | 175.7 | 166.3 | 131.0 | 115.3 | 117.2 |
| EXTRA-E12 DC | 33.4 | 47.3 | 56.9 | 81.9 | 100.0 | 110.8 | 129.7 | 144.6 | 162.0 | 207.6 | 236.1 | 226.6 | 227.7 | 238.9 |
| EXTRA-E12 | 29.0 | 40.9 | 62.2 | 85.6 | 100.0 | 114.4 | 141.0 | 151.0 | 159.8 | 188.2 | 202.4 | 183.9 | 180.1 | 193.1 |

TABLE 1.27: INDEX OF VALUE (US$) OF EC EXPORTS TO

| | | | | | | | | | | | | | | |
|---|---|---|---|---|---|---|---|---|---|---|---|---|---|---|
| NICS | 20.1 | 36.4 | 56.7 | 60.9 | 100.0 | 109.3 | 106.4 | 98.8 | 96.8 | 98.9 | 111.8 | 138.7 | 168.8 | 183.1 |
| NICS I | 15.1 | 29.3 | 38.9 | 50.8 | 100.0 | 108.8 | 106.9 | 111.2 | 111.5 | 123.8 | 135.8 | 168.3 | 235.3 | 290.3 |
| NICS II | 23.0 | 40.8 | 63.1 | 66.2 | 100.0 | 109.8 | 102.1 | 85.2 | 85.4 | 83.4 | 87.5 | 110.7 | 133.6 | 136.6 |
| NICS II A | 23.0 | 31.3 | 46.2 | 57.6 | 100.0 | 107.7 | 110.5 | 97.4 | 117.6 | 101.8 | 94.5 | 110.5 | 136.0 | 162.6 |
| NICS II M | 24.0 | 44.8 | 69.3 | 76.7 | 100.0 | 99.8 | 90.3 | 85.5 | 91.1 | 92.9 | 106.0 | 133.3 | 165.3 | 165.8 |
| NICS II LA | 21.7 | 39.0 | 61.2 | 55.9 | 100.0 | 123.2 | 113.9 | 80.5 | 66.8 | 64.8 | 61.6 | 82.2 | 92.6 | 90.3 |
| NICS III | 15.9 | 29.7 | 54.8 | 54.2 | 100.0 | 108.4 | 120.0 | 130.0 | 118.2 | 123.3 | 165.5 | 198.5 | 213.4 | 222.1 |
| ARGENTINA | 21.6 | 24.0 | 37.2 | 45.1 | 100.0 | 122.7 | 100.0 | 51.8 | 69.3 | 54.0 | 42.2 | 59.2 | 71.9 | 53.9 |
| BRAZIL | 21.9 | 54.2 | 86.2 | 74.8 | 100.0 | 108.5 | 85.2 | 74.5 | 57.7 | 67.4 | 59.3 | 99.8 | 111.7 | 105.4 |
| CHINA | 15.1 | 24.6 | 48.2 | 30.8 | 100.0 | 82.3 | 72.1 | 69.6 | 84.3 | 96.8 | 181.2 | 212.4 | 210.9 | 222.2 |
| HONG KONG | 20.2 | 32.8 | 34.3 | 51.7 | 100.0 | 114.4 | 113.7 | 116.1 | 109.1 | 120.5 | 130.7 | 159.2 | 209.5 | 259.7 |
| INDIA | 15.5 | 30.1 | 49.7 | 57.1 | 100.0 | 116.7 | 136.8 | 142.5 | 125.1 | 133.5 | 154.6 | 198.6 | 232.4 | 232.3 |
| INDONESIA | 18.9 | 42.0 | 84.6 | 108.8 | 100.0 | 156.9 | 205.1 | 258.7 | 190.6 | 168.1 | 151.4 | 161.3 | 173.1 | 196.7 |
| ISRAEL | 27.0 | 57.2 | 65.9 | 69.2 | 100.0 | 95.2 | 98.1 | 104.6 | 125.9 | 113.8 | 121.0 | 170.9 | 221.1 | 219.4 |
| MALAYSIA | 21.8 | 35.1 | 48.6 | 54.9 | 100.0 | 125.0 | 132.7 | 111.1 | 128.3 | 132.9 | 101.7 | 111.1 | 116.4 | 136.5 |
| MEXICO | 21.6 | 34.6 | 53.3 | 41.3 | 100.0 | 145.3 | 172.2 | 123.4 | 77.1 | 73.9 | 87.9 | 83.9 | 89.3 | 111.5 |
| PHILIPPINES | 24.6 | 26.1 | 49.3 | 59.7 | 100.0 | 96.8 | 96.3 | 95.6 | 112.9 | 62.4 | 56.2 | 74.9 | 109.8 | 123.3 |
| SINGAPORE | 16.9 | 33.8 | 46.0 | 57.5 | 100.0 | 132.2 | 126.9 | 132.8 | 134.9 | 144.1 | 148.3 | 150.8 | 199.7 | 251.2 |
| SOUTH KOREA | 8.8 | 13.6 | 34.6 | 43.0 | 100.0 | 77.1 | 73.8 | 73.9 | 83.7 | 101.0 | 120.3 | 172.7 | 241.5 | 282.2 |
| TAIWAN | 10.1 | 37.9 | 44.8 | 49.6 | 100.0 | 106.7 | 109.7 | 122.4 | 121.7 | 133.0 | 151.1 | 209.9 | 341.2 | 434.0 |
| THAILAND | 23.0 | 31.3 | 41.1 | 58.9 | 100.0 | 97.5 | 97.5 | 83.8 | 109.5 | 99.3 | 117.5 | 138.7 | 178.9 | 222.3 |
| TURKEY | 21.9 | 51.8 | 104.6 | 109.7 | 100.0 | 115.0 | 110.3 | 110.6 | 121.5 | 146.1 | 177.9 | 201.0 | 278.3 | 263.4 |
| YUGOSLAVIA | 23.6 | 37.3 | 57.5 | 67.4 | 100.0 | 95.9 | 79.8 | 68.4 | 65.9 | 64.7 | 73.0 | 93.0 | 100.8 | 107.4 |
| NIDCS | 15.2 | 26.0 | 56.3 | 77.4 | 100.0 | 123.6 | 132.4 | 122.1 | 108.0 | 99.8 | 92.1 | 92.7 | 96.4 | 99.9 |
| EXTRA-E12 DC | 24.0 | 42.6 | 51.3 | 67.2 | 100.0 | 113.2 | 104.6 | 102.3 | 104.9 | 117.8 | 130.8 | 160.4 | 190.4 | 203.4 |
| EXTRA-E12 | 20.9 | 36.9 | 56.1 | 70.3 | 100.0 | 116.9 | 113.8 | 106.8 | 103.5 | 106.8 | 112.2 | 130.1 | 150.6 | 164.5 |

TABLE 1.28: INDEX OF VALUE (ECU) OF USA EXPORTS (1970-1988) TO

| | | | | | | | | | | | | | | |
|---|---|---|---|---|---|---|---|---|---|---|---|---|---|---|
| NICS | 27.5 | 39.7 | 61.6 | 67.2 | 100.0 | 131.9 | 174.0 | 170.5 | 172.9 | 219.1 | 226.0 | 178.7 | 179.5 | 235.2 |
| NICS I | 21.4 | 35.9 | 48.9 | 67.9 | 100.0 | 117.4 | 153.5 | 178.4 | 210.8 | 253.0 | 244.9 | 204.1 | 219.4 | 298.2 |
| NICS II | 30.4 | 40.3 | 67.3 | 69.3 | 100.0 | 132.4 | 178.6 | 154.3 | 143.7 | 192.4 | 203.8 | 160.3 | 158.0 | 195.9 |
| NICS II A | 23.6 | 29.0 | 50.4 | 68.2 | 100.0 | 123.1 | 151.0 | 179.6 | 194.0 | 231.8 | 183.9 | 157.9 | 169.1 | 186.8 |
| NICS II M | 50.9 | 56.7 | 94.4 | 91.0 | 100.0 | 89.6 | 122.6 | 139.7 | 160.2 | 211.3 | 223.1 | 163.8 | 158.9 | 184.7 |
| NICS II LA | 28.0 | 39.7 | 66.0 | 65.3 | 100.0 | 143.0 | 196.0 | 151.2 | 128.6 | 179.4 | 204.7 | 160.1 | 155.2 | 200.2 |
| NICS III | 30.1 | 47.6 | 68.9 | 53.8 | 100.0 | 172.8 | 211.8 | 235.2 | 216.7 | 261.1 | 289.4 | 201.1 | 175.2 | 256.6 |
| ARGENTINA | 34.2 | 27.9 | 38.5 | 48.5 | 100.0 | 134.0 | 146.8 | 100.1 | 80.5 | 85.7 | 70.1 | 72.6 | 70.7 | 66.7 |
| BRAZIL | 34.3 | 62.1 | 99.0 | 86.3 | 100.0 | 123.7 | 136.4 | 139.9 | 113.9 | 133.9 | 162.4 | 155.8 | 137.0 | 141.9 |
| CHINA | 0.0 | 44.5 | 19.6 | 12.1 | 100.0 | 213.6 | 259.7 | 239.1 | 194.5 | 306.5 | 399.0 | 253.2 | 240.9 | 337.0 |
| HONG KONG | 27.7 | 39.9 | 43.4 | 75.9 | 100.0 | 124.9 | 153.9 | 161.5 | 185.4 | 251.7 | 233.2 | 202.0 | 222.8 | 283.6 |
| INDIA | 68.5 | 50.2 | 123.0 | 81.2 | 100.0 | 141.1 | 185.1 | 192.4 | 241.1 | 234.3 | 251.2 | 182.9 | 147.5 | 247.3 |
| INDONESIA | 37.5 | 49.9 | 91.5 | 94.5 | 100.0 | 138.9 | 159.3 | 279.1 | 226.9 | 213.2 | 142.5 | 131.3 | 92.6 | 126.8 |
| ISRAEL | 44.3 | 55.1 | 93.9 | 93.5 | 100.0 | 76.5 | 104.4 | 120.9 | 148.4 | 190.1 | 183.2 | 139.0 | 138.7 | 160.9 |
| MALAYSIA | 9.9 | 18.7 | 46.4 | 73.0 | 100.0 | 135.1 | 194.2 | 259.1 | 276.8 | 343.2 | 278.5 | 256.7 | 238.9 | 257.5 |
| MEXICO | 24.6 | 33.9 | 59.3 | 60.9 | 100.0 | 151.6 | 226.8 | 164.8 | 143.0 | 213.5 | 245.3 | 178.2 | 177.7 | 246.4 |
| PHILIPPINES | 32.9 | 34.9 | 58.5 | 67.6 | 100.0 | 123.7 | 138.4 | 165.2 | 175.2 | 191.2 | 156.3 | 119.9 | 119.7 | 136.0 |
| SINGAPORE | 14.3 | 32.6 | 47.1 | 61.0 | 100.0 | 124.2 | 156.4 | 190.2 | 242.2 | 270.0 | 259.9 | 197.4 | 199.0 | 274.3 |
| SOUTH KOREA | 21.4 | 32.8 | 46.6 | 68.8 | 100.0 | 103.3 | 148.3 | 180.2 | 210.4 | 244.2 | 244.9 | 196.3 | 214.5 | 292.5 |
| TAIWAN | 22.6 | 39.9 | 56.5 | 66.8 | 100.0 | 126.2 | 158.1 | 178.0 | 204.5 | 253.0 | 241.4 | 220.4 | 238.1 | 331.7 |
| THAILAND | 21.7 | 29.5 | 41.1 | 64.5 | 100.0 | 110.5 | 129.9 | 125.9 | 144.3 | 190.1 | 137.1 | 123.9 | 181.9 | 201.0 |
| TURKEY | 124.1 | 109.0 | 190.9 | 145.1 | 100.0 | 134.0 | 242.5 | 328.4 | 310.8 | 543.8 | 585.2 | 421.1 | 438.3 | 513.1 |
| YUGOSLAVIA | 31.6 | 35.5 | 49.3 | 59.1 | 100.0 | 100.3 | 109.0 | 94.4 | 116.4 | 102.9 | 145.9 | 100.1 | 73.6 | 84.5 |
| NIDCS | 30.3 | 35.1 | 78.0 | 101.4 | 100.0 | 114.9 | 168.6 | 181.4 | 161.1 | 180.9 | 168.0 | 124.8 | 110.4 | 132.4 |
| DCS | 38.9 | 49.3 | 67.3 | 84.7 | 100.0 | 116.0 | 151.7 | 157.6 | 172.7 | 216.1 | 219.8 | 176.1 | 180.7 | 217.7 |
| WORLD | 34.1 | 44.8 | 67.7 | 82.6 | 100.0 | 119.9 | 161.1 | 167.6 | 172.9 | 213.1 | 213.2 | 166.5 | 167.7 | 205.0 |

TABLE 1.29: INDEX OF VALUE (US$) OF USA EXPORTS TO

| PARTNER | 1970 | 1973 | 1975 | 1977 | 1979 | 1980 | 1981 | 1982 | 1983 | 1984 | 1985 | 1986 | 1987 | 1988 |
|---|---|---|---|---|---|---|---|---|---|---|---|---|---|---|
| | | | | | | YEAR | | | | | | | | |
| NICS | 19.7 | 35.8 | 55.5 | 55.2 | 100.0 | 134.8 | 140.4 | 120.7 | 112.0 | 124.4 | 125.2 | 126.4 | 150.1 | 200.3 |
| NICS I | 15.3 | 32.4 | 44.1 | 55.8 | 100.0 | 120.0 | 123.9 | 126.2 | 136.6 | 143.7 | 135.7 | 144.5 | 183.5 | 254.0 |
| NICS II | 21.8 | 36.3 | 60.7 | 56.9 | 100.0 | 135.4 | 144.1 | 109.2 | 93.1 | 109.3 | 112.9 | 113.4 | 132.1 | 166.9 |
| NICS II A | 16.9 | 26.2 | 45.4 | 56.0 | 100.0 | 125.9 | 121.9 | 127.1 | 125.7 | 131.6 | 101.9 | 111.7 | 141.4 | 159.1 |
| NICS II M | 36.6 | 51.2 | 85.2 | 74.8 | 100.0 | 91.6 | 98.9 | 98.8 | 103.8 | 120.0 | 123.6 | 115.9 | 132.9 | 157.3 |
| NICS II LA | 20.1 | 35.8 | 59.5 | 53.6 | 100.0 | 146.2 | 158.2 | 107.0 | 83.3 | 101.9 | 113.4 | 113.3 | 129.8 | 170.6 |
| NICS III | 21.6 | 42.9 | 62.2 | 44.2 | 100.0 | 176.7 | 170.9 | 166.4 | 140.4 | 148.2 | 160.4 | 142.3 | 146.5 | 218.6 |
| ARGENTINA | 24.6 | 25.1 | 34.7 | 39.8 | 100.0 | 137.0 | 118.4 | 70.9 | 52.1 | 48.7 | 38.8 | 51.3 | 59.1 | 56.8 |
| BRAZIL | 24.6 | 56.0 | 89.3 | 70.9 | 100.0 | 126.4 | 110.0 | 99.0 | 73.8 | 76.0 | 90.0 | 110.2 | 114.6 | 120.8 |
| CHINA | 0.0 | 40.1 | 17.6 | 9.9 | 100.0 | 218.4 | 209.6 | 169.2 | 126.0 | 174.1 | 221.1 | 179.2 | 201.5 | 287.0 |
| HONG KONG | 19.9 | 36.0 | 39.2 | 62.3 | 100.0 | 127.6 | 124.2 | 114.3 | 120.1 | 142.9 | 129.2 | 142.9 | 186.3 | 241.6 |
| INDIA | 49.2 | 45.3 | 110.9 | 66.7 | 100.0 | 144.2 | 149.4 | 136.2 | 156.2 | 133.0 | 139.2 | 129.4 | 123.4 | 210.7 |
| INDONESIA | 27.0 | 45.0 | 82.5 | 77.6 | 100.0 | 142.0 | 128.6 | 197.5 | 147.0 | 121.0 | 78.9 | 92.9 | 77.5 | 108.0 |
| ISRAEL | 31.8 | 49.7 | 84.7 | 76.8 | 100.0 | 78.2 | 84.2 | 85.6 | 96.1 | 107.9 | 101.5 | 98.4 | 116.0 | 137.0 |
| MALAYSIA | 7.1 | 16.9 | 41.8 | 59.9 | 100.0 | 138.1 | 156.7 | 183.3 | 179.3 | 194.9 | 154.3 | 181.7 | 199.8 | 219.3 |
| MEXICO | 17.7 | 30.6 | 53.5 | 50.0 | 100.0 | 155.0 | 183.0 | 116.6 | 92.6 | 121.2 | 135.9 | 126.1 | 148.6 | 209.9 |
| PHILIPPINES | 23.7 | 31.5 | 52.7 | 55.5 | 100.0 | 126.5 | 111.7 | 116.9 | 113.5 | 108.6 | 86.6 | 84.9 | 100.1 | 115.9 |
| SINGAPORE | 10.2 | 29.4 | 42.5 | 50.1 | 100.0 | 126.9 | 126.2 | 134.6 | 156.9 | 153.3 | 144.0 | 139.7 | 166.5 | 233.6 |
| SOUTH KOREA | 15.4 | 29.6 | 42.1 | 56.5 | 100.0 | 105.6 | 119.7 | 127.5 | 136.3 | 138.7 | 135.7 | 138.9 | 179.4 | 249.2 |
| TAIWAN | 16.2 | 36.0 | 51.0 | 54.9 | 100.0 | 129.0 | 127.5 | 126.0 | 132.5 | 143.6 | 133.8 | 156.0 | 199.2 | 282.5 |
| THAILAND | 15.6 | 26.6 | 37.1 | 53.0 | 100.0 | 113.0 | 104.8 | 89.1 | 93.5 | 107.9 | 76.0 | 87.6 | 152.1 | 171.2 |
| TURKEY | 89.2 | 98.4 | 172.2 | 119.1 | 100.0 | 137.0 | 195.7 | 232.4 | 201.4 | 308.8 | 324.3 | 298.0 | 366.6 | 437.0 |
| YUGOSLAVIA | 22.7 | 32.0 | 44.5 | 48.5 | 100.0 | 102.5 | 88.0 | 66.8 | 75.4 | 58.4 | 80.8 | 70.8 | 61.6 | 72.0 |
| NIDCS | 21.8 | 31.7 | 70.4 | 83.3 | 100.0 | 117.4 | 136.0 | 128.4 | 104.4 | 102.7 | 93.1 | 88.3 | 92.3 | 112.8 |
| DCS | 28.0 | 44.5 | 60.7 | 69.6 | 100.0 | 118.6 | 122.4 | 111.5 | 111.8 | 122.7 | 121.8 | 124.6 | 151.1 | 185.4 |
| WORLD | 24.5 | 40.4 | 61.0 | 67.9 | 100.0 | 122.5 | 130.0 | 118.6 | 112.0 | 121.0 | 118.1 | 117.8 | 140.3 | 174.6 |

TABLE 1.30: INDEX OF VALUE (ECU) OF JAPANESE EXPORTS (1970-1988) TO

| | | | | | | | | | | | | | | |
|---|---|---|---|---|---|---|---|---|---|---|---|---|---|---|
| NICS | 22.1 | 36.9 | 55.0 | 75.7 | 100.0 | 119.0 | 167.2 | 164.3 | 197.1 | 251.5 | 268.5 | 239.1 | 240.2 | 294.5 |
| NICS I | 21.6 | 35.8 | 45.6 | 76.6 | 100.0 | 110.3 | 152.0 | 151.5 | 189.1 | 252.6 | 240.1 | 250.1 | 277.2 | 344.2 |
| NICS II | 24.2 | 38.0 | 56.9 | 71.7 | 100.0 | 120.1 | 176.6 | 165.1 | 185.2 | 202.3 | 180.0 | 151.3 | 159.6 | 214.7 |
| NICS II A | 25.9 | 30.6 | 45.4 | 61.8 | 100.0 | 114.2 | 168.9 | 181.2 | 223.7 | 231.7 | 191.7 | 140.7 | 161.3 | 241.5 |
| NICS II M | 29.1 | 74.3 | 96.7 | 157.2 | 100.0 | 114.4 | 161.2 | 181.2 | 236.5 | 253.2 | 334.5 | 398.2 | 326.3 | 322.2 |
| NICS II LA | 20.1 | 47.2 | 73.6 | 78.5 | 100.0 | 132.4 | 193.9 | 131.1 | 102.0 | 137.1 | 134.3 | 135.6 | 131.5 | 146.2 |
| NICS III | 20.8 | 38.3 | 76.8 | 78.1 | 100.0 | 140.0 | 195.4 | 196.4 | 231.3 | 305.5 | 444.1 | 312.8 | 238.9 | 259.7 |
| ARGENTINA | 26.7 | 55.6 | 80.9 | 73.3 | 100.0 | 196.0 | 195.3 | 75.9 | 96.6 | 138.6 | 81.7 | 102.5 | 106.5 | 70.3 |
| BRAZIL | 20.6 | 60.1 | 91.2 | 90.8 | 100.0 | 96.9 | 150.6 | 130.9 | 101.2 | 100.0 | 98.6 | 122.1 | 93.3 | 104.1 |
| CHINA | 21.4 | 31.2 | 67.6 | 63.8 | 100.0 | 134.3 | 170.7 | 134.1 | 204.9 | 343.5 | 608.7 | 376.5 | 266.6 | 300.7 |
| HONG KONG | 26.5 | 33.7 | 41.6 | 76.8 | 100.0 | 126.2 | 178.9 | 180.7 | 222.0 | 314.2 | 320.9 | 275.2 | 288.4 | 373.6 |
| INDIA | 18.4 | 48.1 | 67.0 | 78.6 | 100.0 | 114.8 | 190.3 | 255.2 | 283.2 | 263.8 | 369.7 | 380.5 | 300.2 | 313.4 |
| INDONESIA | 20.6 | 47.0 | 96.4 | 103.0 | 100.0 | 159.2 | 240.4 | 283.4 | 258.1 | 254.7 | 184.7 | 177.0 | 168.3 | 168.7 |
| ISRAEL | 19.6 | 45.8 | 57.5 | 76.5 | 100.0 | 75.3 | 124.6 | 202.5 | 291.7 | 216.5 | 218.0 | 275.3 | 293.2 | 349.8 |
| MALAYSIA | 0.0 | 0.0 | 0.0 | 0.0 | 100.0 | 133.7 | 199.3 | 234.7 | 283.9 | 336.0 | 260.7 | 160.1 | 172.1 | 238.5 |
| MEXICO | 15.5 | 25.0 | 45.7 | 65.2 | 100.0 | 142.3 | 251.2 | 163.9 | 106.2 | 185.9 | 213.3 | 173.3 | 197.4 | 247.3 |
| PHILIPPINES | 38.9 | 42.3 | 70.3 | 82.5 | 100.0 | 101.3 | 147.2 | 157.0 | 165.8 | 116.9 | 104.3 | 94.8 | 104.3 | 126.0 |
| SINGAPORE | 22.0 | 38.6 | 63.3 | 78.4 | 100.0 | 142.0 | 206.1 | 230.3 | 255.2 | 301.7 | 260.3 | 240.7 | 266.8 | 362.7 |
| SOUTH KOREA | 18.2 | 31.7 | 39.9 | 79.5 | 100.0 | 84.0 | 112.1 | 110.3 | 148.2 | 203.5 | 205.7 | 236.7 | 253.0 | 290.0 |
| TAIWAN | 22.3 | 41.7 | 46.3 | 71.1 | 100.0 | 115.2 | 153.3 | 137.6 | 179.6 | 241.1 | 209.1 | 253.9 | 308.8 | 385.6 |
| THAILAND | 36.4 | 46.5 | 61.9 | 96.5 | 100.0 | 109.4 | 162.7 | 157.1 | 225.5 | 248.7 | 213.6 | 167.1 | 205.8 | 353.3 |
| TURKEY | 20.5 | 137.6 | 140.5 | 272.4 | 100.0 | 176.4 | 288.3 | 282.5 | 350.6 | 500.7 | 725.3 | 888.8 | 631.5 | 496.4 |
| YUGOSLAVIA | 48.7 | 49.9 | 103.6 | 148.0 | 100.0 | 104.1 | 86.5 | 60.0 | 61.4 | 65.8 | 110.4 | 88.3 | 80.1 | 124.7 |
| NIDCS | 23.3 | 35.2 | 78.5 | 120.9 | 100.0 | 133.7 | 204.0 | 217.4 | 211.0 | 232.2 | 213.0 | 151.4 | 122.1 | 122.4 |
| DCS | 29.4 | 42.6 | 52.0 | 94.5 | 100.0 | 121.3 | 185.0 | 195.6 | 241.9 | 348.8 | 383.8 | 383.4 | 352.4 | 392.1 |
| WORLD | 26.1 | 39.7 | 60.0 | 95.1 | 100.0 | 123.0 | 182.8 | 190.1 | 220.0 | 290.7 | 308.1 | 286.9 | 265.9 | 301.8 |

TABLE 1.31: INDEX OF VALUE (US$) OF JAPANESE EXPORTS TO

| | | | | | | | | | | | | | | |
|---|---|---|---|---|---|---|---|---|---|---|---|---|---|---|
| NICS | 15.9 | 33.2 | 49.6 | 62.2 | 100.0 | 121.6 | 134.9 | 116.3 | 127.7 | 142.8 | 148.8 | 169.2 | 200.9 | 250.9 |
| NICS I | 15.5 | 32.3 | 41.1 | 62.9 | 100.0 | 112.7 | 122.6 | 107.2 | 122.5 | 143.4 | 133.1 | 177.0 | 231.8 | 293.2 |
| NICS II | 17.4 | 34.3 | 51.3 | 58.9 | 100.0 | 122.8 | 142.5 | 116.8 | 120.0 | 114.9 | 99.7 | 107.1 | 133.5 | 182.9 |
| NICS II A | 18.6 | 27.6 | 41.0 | 50.8 | 100.0 | 116.8 | 136.3 | 128.2 | 144.9 | 131.6 | 106.2 | 99.6 | 134.9 | 205.7 |
| NICS II M | 20.9 | 67.0 | 87.2 | 129.1 | 100.0 | 116.9 | 130.0 | 128.2 | 153.2 | 143.8 | 185.3 | 281.8 | 272.9 | 274.5 |
| NICS II LA | 14.4 | 42.6 | 66.4 | 64.5 | 100.0 | 135.3 | 156.5 | 92.7 | 66.1 | 77.8 | 74.4 | 96.0 | 110.0 | 124.5 |
| NICS III | 14.9 | 34.5 | 69.3 | 64.2 | 100.0 | 143.1 | 157.7 | 139.0 | 149.8 | 173.5 | 246.1 | 221.4 | 199.8 | 221.3 |
| ARGENTINA | 19.2 | 50.1 | 73.0 | 60.2 | 100.0 | 200.4 | 157.6 | 53.7 | 62.6 | 78.7 | 45.3 | 72.5 | 89.1 | 59.9 |
| BRAZIL | 14.8 | 54.2 | 82.2 | 74.6 | 100.0 | 99.0 | 121.5 | 92.6 | 65.6 | 56.8 | 54.6 | 86.4 | 78.0 | 88.7 |
| CHINA | 15.3 | 28.1 | 61.0 | 52.4 | 100.0 | 137.3 | 137.7 | 94.9 | 132.8 | 195.1 | 337.3 | 266.4 | 223.0 | 256.1 |
| HONG KONG | 19.0 | 30.4 | 37.5 | 63.1 | 100.0 | 129.0 | 144.4 | 127.9 | 143.8 | 178.4 | 177.8 | 194.7 | 241.2 | 318.3 |
| INDIA | 13.2 | 43.4 | 60.4 | 64.6 | 100.0 | 117.3 | 153.5 | 180.6 | 183.5 | 149.8 | 204.9 | 269.3 | 251.0 | 267.0 |
| INDONESIA | 14.8 | 42.4 | 87.0 | 84.6 | 100.0 | 162.8 | 194.0 | 200.6 | 167.2 | 144.7 | 102.3 | 125.3 | 140.7 | 143.7 |
| ISRAEL | 14.1 | 41.3 | 51.9 | 62.9 | 100.0 | 76.9 | 100.6 | 143.3 | 189.0 | 122.9 | 120.8 | 194.8 | 245.2 | 298.0 |
| MALAYSIA | 0.0 | 0.0 | 0.0 | 0.0 | 100.0 | 136.7 | 160.8 | 166.1 | 183.9 | 190.8 | 144.5 | 113.3 | 143.9 | 203.2 |
| MEXICO | 11.1 | 22.6 | 41.2 | 53.6 | 100.0 | 145.4 | 202.7 | 116.0 | 68.8 | 105.5 | 118.2 | 122.7 | 165.1 | 210.7 |
| PHILIPPINES | 28.0 | 38.2 | 63.4 | 67.8 | 100.0 | 103.6 | 118.7 | 111.1 | 107.4 | 66.4 | 57.8 | 67.1 | 87.2 | 107.3 |
| SINGAPORE | 15.8 | 34.8 | 57.1 | 64.4 | 100.0 | 145.1 | 166.3 | 163.0 | 165.3 | 171.3 | 144.2 | 170.3 | 223.1 | 309.0 |
| SOUTH KOREA | 13.1 | 28.6 | 36.0 | 65.3 | 100.0 | 85.8 | 90.5 | 78.1 | 96.0 | 115.5 | 114.0 | 167.5 | 211.6 | 247.0 |
| TAIWAN | 16.0 | 37.6 | 41.7 | 58.4 | 100.0 | 117.7 | 123.7 | 97.4 | 116.3 | 136.9 | 115.8 | 179.6 | 258.2 | 328.5 |
| THAILAND | 26.2 | 42.0 | 55.9 | 79.3 | 100.0 | 111.8 | 131.3 | 111.2 | 146.1 | 141.2 | 118.4 | 118.2 | 172.1 | 300.9 |
| TURKEY | 14.7 | 124.1 | 126.7 | 223.7 | 100.0 | 180.4 | 232.7 | 199.9 | 227.1 | 284.3 | 401.9 | 628.9 | 528.2 | 422.8 |
| YUGOSLAVIA | 35.0 | 45.0 | 93.4 | 121.6 | 100.0 | 106.4 | 69.8 | 42.4 | 39.7 | 37.3 | 61.2 | 62.5 | 67.0 | 106.3 |
| NIDCS | 16.7 | 31.8 | 70.8 | 99.3 | 100.0 | 136.6 | 164.7 | 153.8 | 136.7 | 131.8 | 118.0 | 107.2 | 102.1 | 104.3 |
| DCS | 21.1 | 38.4 | 46.9 | 77.6 | 100.0 | 124.0 | 149.3 | 138.4 | 156.7 | 198.1 | 212.7 | 271.3 | 294.7 | 334.0 |
| WORLD | 18.7 | 35.8 | 54.1 | 78.1 | 100.0 | 125.8 | 147.5 | 134.5 | 142.5 | 165.1 | 170.7 | 203.0 | 222.4 | 257.1 |

TABLE 1.32: INDEX OF UNIT VALUE AND VOLUME OF EC EXPORTS TO (1985=100)

| | UNIT VALUE INDICES(ECU) | | | | | | VOLUME INDICES | | | | | |
|---|---|---|---|---|---|---|---|---|---|---|---|---|
| | EXTRA-EC | CL1 | CL2 | LA | FE | MED | EXTRA-EC | CL1 | CL2 | LA | FE | MED |
| SITC-Rev. 2 / 0-8 | | | | TOTAL TRADE EXCLUDING GOODS N.E.S. | | | | | | | | |
| 1979 | 58.3 | 58.5 | 58.8 | 55.9 | 59.9 | 60.3 | 85.7 | 75.7 | 99.1 | 139.0 | 76.1 | 88.8 |
| 1980 | 66.3 | 66.3 | 66.6 | 62.1 | 67.1 | 67.5 | 85.6 | 74.9 | 103.3 | 145.1 | 73.9 | 87.4 |
| 1981 | 75.6 | 74.9 | 76.2 | 71.7 | 76.2 | 76.3 | 92.2 | 78.1 | 121.2 | 155.9 | 81.8 | 95.4 |
| 1982 | 82.8 | 82.5 | 83.1 | 81.0 | 82.3 | 82.5 | 90.3 | 78.4 | 115.3 | 119.8 | 89.4 | 92.4 |
| 1983 | 88.1 | 88.1 | 88.3 | 86.7 | 87.3 | 88.4 | 89.2 | 80.3 | 106.1 | 89.4 | 92.2 | 94.4 |
| 1984 | 94.9 | 94.8 | 95.0 | 94.8 | 94.2 | 95.1 | 95.9 | 92.3 | 104.5 | 95.8 | 96.5 | 97.3 |
| 1985 | 100.0 | 100.0 | 100.0 | 100.0 | 100.0 | 100.0 | 100.0 | 100.0 | 100.0 | 100.0 | 100.0 | 100.0 |
| 1986 | 95.1 | 94.6 | 96.1 | 96.4 | 96.5 | 96.9 | 94.2 | 99.8 | 85.3 | 97.4 | 95.1 | 85.2 |
| 1987 | 95.2 | 95.2 | 95.5 | 97.0 | 96.9 | 96.8 | 92.2 | 100.4 | 80.4 | 92.3 | 109.5 | 78.5 |
| 1988 | 98.7 | 98.3 | 99.8 | 101.2 | 100.9 | 101.9 | 94.4 | 102.3 | 82.9 | 86.7 | 127.5 | 76.5 |
| SITC Rev. 2 / 5-8 | | | | MANUFACTURED GOODS | | | | | | | | |
| 1979 | 59.1 | 59.2 | 58.8 | 55.8 | 60.1 | 59.8 | 86.3 | 75.9 | 101.2 | 140.4 | 76.2 | 92.6 |
| 1980 | 65.9 | 66.1 | 65.6 | 61.5 | 67.2 | 66.2 | 86.5 | 76.2 | 104.5 | 144.4 | 74.3 | 88.7 |
| 1981 | 73.7 | 73.5 | 73.9 | 70.3 | 75.7 | 73.6 | 92.3 | 77.9 | 123.5 | 158.3 | 82.4 | 96.3 |
| 1982 | 81.6 | 81.6 | 81.5 | 79.8 | 82.0 | 80.8 | 90.1 | 77.2 | 117.8 | 120.7 | 90.5 | 92.8 |
| 1983 | 87.7 | 88.1 | 87.3 | 85.9 | 87.3 | 87.2 | 88.5 | 78.6 | 107.6 | 89.7 | 91.9 | 96.0 |
| 1984 | 94.4 | 94.6 | 94.1 | 94.3 | 94.0 | 94.1 | 95.7 | 91.7 | 104.9 | 96.2 | 96.9 | 97.8 |
| 1985 | 100.0 | 100.0 | 100.0 | 100.0 | 100.0 | 100.0 | 100.0 | 100.0 | 100.0 | 100.0 | 100.0 | 100.0 |
| 1986 | 99.4 | 99.8 | 98.8 | 97.3 | 97.5 | 100.5 | 93.0 | 98.4 | 84.1 | 95.2 | 93.7 | 85.6 |
| 1987 | 100.6 | 101.0 | 99.9 | 98.8 | 98.2 | 101.8 | 90.4 | 99.0 | 78.0 | 89.9 | 107.0 | 77.2 |
| 1988 | 104.8 | 105.3 | 103.9 | 102.5 | 102.1 | 106.9 | 92.6 | 100.8 | 80.7 | 83.8 | 124.3 | 75.1 |
| SITC Rev. 2 / 5 | | | | CHEMICALS AND RELATED PRODUCTS, N.E.S. | | | | | | | | |
| 1979 | 58.9 | 59.2 | 57.8 | 56.8 | 56.5 | 61.7 | 80.7 | 74.7 | 86.6 | 110.4 | 78.8 | 80.3 |
| 1980 | 66.8 | 66.6 | 65.5 | 63.5 | 64.0 | 69.1 | 79.8 | 70.8 | 89.6 | 98.1 | 70.4 | 79.9 |
| 1981 | 75.0 | 74.7 | 74.0 | 71.4 | 74.1 | 75.3 | 81.3 | 72.2 | 95.6 | 98.6 | 76.4 | 83.9 |
| 1982 | 81.1 | 81.5 | 80.1 | 79.0 | 80.1 | 81.1 | 81.4 | 75.2 | 92.8 | 88.8 | 81.7 | 83.4 |
| 1983 | 86.2 | 86.4 | 85.4 | 85.1 | 85.8 | 86.7 | 88.1 | 83.7 | 96.5 | 85.6 | 98.0 | 88.8 |
| 1984 | 94.6 | 94.7 | 94.1 | 93.6 | 94.7 | 95.0 | 95.3 | 92.7 | 100.4 | 97.3 | 99.6 | 96.3 |
| 1985 | 100.0 | 100.0 | 100.0 | 100.0 | 100.0 | 100.0 | 100.0 | 100.0 | 100.0 | 100.0 | 100.0 | 100.0 |
| 1986 | 95.3 | 95.8 | 94.2 | 90.6 | 91.7 | 96.4 | 93.3 | 96.3 | 92.0 | 96.8 | 108.6 | 88.6 |
| 1987 | 95.0 | 95.4 | 93.8 | 89.6 | 89.5 | 97.6 | 94.2 | 100.0 | 88.7 | 90.0 | 119.8 | 84.4 |
| 1988 | 99.5 | 100.1 | 97.8 | 93.7 | 93.8 | 102.3 | 98.6 | 106.4 | 90.4 | 82.9 | 136.5 | 83.8 |
| SITC Rev. 2 / 6 | | | | MANUFACTURED GOODS CLASSIFIED CHIEFLY BY MATERIAL | | | | | | | | |
| 1979 | 63.8 | 63.9 | 62.5 | 61.8 | 64.4 | 63.6 | 91.5 | 87.3 | 94.5 | 155.8 | 67.9 | 80.0 |
| 1980 | 71.8 | 72.8 | 70.0 | 68.8 | 71.8 | 70.5 | 91.3 | 88.7 | 97.5 | 167.3 | 67.3 | 80.3 |
| 1981 | 77.8 | 77.8 | 77.1 | 75.6 | 78.0 | 75.7 | 98.1 | 91.0 | 119.7 | 212.9 | 77.9 | 89.9 |
| 1982 | 85.6 | 84.2 | 85.6 | 86.6 | 83.6 | 83.4 | 92.2 | 85.8 | 109.9 | 143.7 | 83.0 | 81.5 |
| 1983 | 89.1 | 89.0 | 88.1 | 87.6 | 86.2 | 86.7 | 91.8 | 85.3 | 104.2 | 94.0 | 94.0 | 92.1 |
| 1984 | 95.2 | 95.3 | 94.6 | 95.0 | 94.5 | 94.6 | 99.2 | 98.8 | 102.0 | 100.2 | 99.9 | 98.8 |
| 1985 | 100.0 | 100.0 | 100.0 | 100.0 | 100.0 | 100.0 | 100.0 | 100.0 | 100.0 | 100.0 | 100.0 | 100.0 |
| 1986 | 94.7 | 95.5 | 94.7 | 92.3 | 93.6 | 95.3 | 90.7 | 98.1 | 82.0 | 97.9 | 93.4 | 87.1 |
| 1987 | 92.3 | 93.7 | 92.1 | 89.3 | 94.2 | 92.5 | 90.1 | 100.3 | 77.9 | 93.8 | 112.2 | 82.5 |
| 1988 | 97.8 | 99.3 | 97.4 | 93.8 | 101.0 | 99.4 | 93.1 | 104.0 | 83.1 | 86.2 | 127.8 | 83.1 |
| SITC Rev. 2 / 7 | | | | MACHINERY AND TRANSPORT EQUIPMENT | | | | | | | | |
| 1979 | 55.7 | 55.5 | 56.1 | 53.1 | 58.1 | 56.6 | 93.1 | 76.9 | 117.1 | 154.9 | 85.6 | 107.52 |
| 1980 | 61.6 | 61.3 | 62.4 | 58.4 | 65.0 | 62.5 | 93.5 | 78.4 | 119.4 | 161.4 | 84.3 | 99.07 |
| 1981 | 70.2 | 69.5 | 71.3 | 67.7 | 73.6 | 71.0 | 99.2 | 79.3 | 139.2 | 171.4 | 92.2 | 106.09 |
| 1982 | 78.8 | 79.1 | 79.2 | 77.4 | 80.8 | 78.8 | 96.7 | 77.7 | 134.0 | 127.6 | 101.2 | 103.25 |
| 1983 | 86.7 | 87.3 | 86.7 | 85.0 | 87.0 | 86.7 | 90.5 | 76.8 | 115.4 | 92.0 | 92.7 | 101.07 |
| 1984 | 93.4 | 93.7 | 93.5 | 94.2 | 93.1 | 93.0 | 95.9 | 90.0 | 108.9 | 96.3 | 95.7 | 97.65 |
| 1985 | 100.0 | 100.0 | 100.0 | 100.0 | 100.0 | 100.0 | 100.0 | 100.0 | 100.0 | 100.0 | 100.0 | 100.03 |
| 1986 | 103.8 | 104.0 | 102.9 | 102.2 | 101.9 | 105.2 | 92.5 | 97.6 | 82.6 | 93.4 | 86.7 | 83.25 |
| 1987 | 108.0 | 107.8 | 106.9 | 106.2 | 104.6 | 109.3 | 87.3 | 96.0 | 74.4 | 89.9 | 98.0 | 71.77 |
| 1988 | 111.7 | 111.4 | 111.1 | 110.5 | 107.9 | 114.4 | 88.5 | 95.9 | 76.2 | 84.3 | 114.3 | 65.76 |
| SITC Rev. 2 / 8 | | | | MISCELLANEOUS MANUFACTURED ARTICLES | | | | | | | | |
| 1979 | 65.4 | 64.4 | 69.1 | 77.3 | 81.3 | 69.8 | 62.5 | 60.1 | 67.9 | 83.8 | 41.6 | 70.56 |
| 1980 | 72.2 | 71.4 | 75.4 | 80.3 | 87.3 | 75.3 | 63.5 | 58.8 | 75.7 | 101.2 | 43.9 | 71.41 |
| 1981 | 78.6 | 77.7 | 82.1 | 87.0 | 92.7 | 83.5 | 72.9 | 63.4 | 99.8 | 121.7 | 53.5 | 82.64 |
| 1982 | 85.0 | 84.4 | 87.5 | 94.2 | 94.9 | 87.1 | 75.1 | 67.6 | 97.9 | 109.4 | 65.1 | 86.53 |
| 1983 | 90.6 | 90.3 | 91.9 | 96.8 | 96.2 | 93.3 | 77.8 | 71.8 | 95.5 | 73.6 | 75.3 | 93.31 |
| 1984 | 95.7 | 95.5 | 96.2 | 98.6 | 97.2 | 97.5 | 90.2 | 87.6 | 99.7 | 83.9 | 92.4 | 97.02 |
| 1985 | 100.0 | 100.0 | 100.0 | 100.0 | 100.0 | 100.0 | 100.0 | 100.0 | 100.0 | 100.0 | 100.0 | 100.03 |
| 1986 | 99.5 | 99.6 | 98.3 | 98.9 | 97.9 | 100.3 | 95.5 | 100.4 | 83.4 | 92.4 | 101.4 | 90.06 |
| 1987 | 99.6 | 100.2 | 96.6 | 99.4 | 95.0 | 100.0 | 94.6 | 101.2 | 79.6 | 78.0 | 117.2 | 82.36 |
| 1988 | 102.5 | 104.4 | 96.3 | 95.3 | 94.9 | 99.5 | 97.4 | 102.8 | 83.6 | 75.2 | 143.6 | 90.54 |

Notes: LA: Latin America 20; FE: Hong Kong, S. Korea, Taiwan, Singapore, Thailand, Malaysia, Philippines, Indonesia, Macao, Brunei; MED: Mediterranean Basin

TABLE 1.33: % SHARE OF DIFFERENT MARKETS IN TOTAL EC EXPORTS (1970-1988)

| PARTNER | 1970 | 1973 | 1975 | 1977 | 1979 | 1980 | 1981 | 1982 | 1983 | 1984 | 1985 | 1986 | 1987 | 1988 |
|---|---|---|---|---|---|---|---|---|---|---|---|---|---|---|
| NICS | 13.7 | 14.0 | 14.3 | 12.3 | 14.2 | 13.3 | 13.3 | 13.1 | 13.3 | 13.1 | 14.1 | 15.1 | 15.9 | 15.9 |
| NICS I | 2.0 | 2.2 | 1.9 | 2.0 | 2.8 | 2.6 | 2.6 | 2.9 | 3.0 | 3.2 | 3.4 | 3.6 | 4.4 | 5.0 |
| NICS II | 9.6 | 9.6 | 9.8 | 8.2 | 8.7 | 8.1 | 7.8 | 6.9 | 7.2 | 6.8 | 6.8 | 7.4 | 7.7 | 7.3 |
| NICS II A | 1.3 | 1.0 | 0.9 | 0.9 | 1.1 | 1.0 | 1.1 | 1.0 | 1.3 | 1.1 | 0.9 | 1.0 | 1.0 | 1.2 |
| NICS II M | 4.8 | 5.1 | 5.1 | 4.5 | 4.2 | 3.5 | 3.3 | 3.3 | 3.7 | 3.6 | 3.9 | 4.3 | 4.6 | 4.3 |
| NICS II LA | 3.4 | 3.5 | 3.6 | 2.6 | 3.3 | 3.5 | 3.3 | 2.5 | 2.1 | 2.0 | 1.8 | 2.1 | 2.0 | 1.8 |
| NICS III | 2.0 | 2.1 | 2.6 | 2.0 | 2.6 | 2.4 | 2.8 | 3.2 | 3.0 | 3.0 | 3.9 | 4.0 | 3.7 | 3.6 |
| ARGENTINA | 1.1 | 0.7 | 0.7 | 0.6 | 1.0 | 1.1 | 0.9 | 0.5 | 0.7 | 0.5 | 0.4 | 0.4 | 0.5 | 0.4 |
| BRAZIL | 1.3 | 1.9 | 2.0 | 1.4 | 1.3 | 1.2 | 0.9 | 0.9 | 0.7 | 0.8 | 0.7 | 1.0 | 0.9 | 0.9 |
| CHINA | 0.8 | 0.7 | 0.9 | 0.5 | 1.1 | 0.8 | 0.7 | 0.7 | 0.9 | 1.0 | 1.8 | 1.8 | 1.6 | 1.6 |
| HONG KONG | 0.9 | 0.8 | 0.6 | 0.7 | 0.9 | 0.9 | 0.9 | 1.0 | 1.0 | 1.1 | 1.1 | 1.2 | 1.3 | 1.6 |
| INDIA | 0.8 | 0.8 | 0.9 | 0.8 | 1.0 | 1.0 | 1.3 | 1.4 | 1.3 | 1.3 | 1.4 | 1.6 | 1.6 | 1.5 |
| INDONESIA | 0.3 | 0.4 | 0.6 | 0.6 | 0.4 | 0.5 | 0.7 | 1.0 | 0.8 | 0.6 | 0.5 | 0.5 | 0.5 | 0.5 |
| ISRAEL | 1.2 | 1.4 | 1.1 | 0.9 | 0.9 | 0.7 | 0.8 | 0.9 | 1.1 | 1.0 | 1.0 | 1.2 | 1.3 | 1.3 |
| MALAYSIA | 0.4 | 0.4 | 0.3 | 0.3 | 0.4 | 0.4 | 0.5 | 0.4 | 0.5 | 0.5 | 0.4 | 0.3 | 0.3 | 0.4 |
| MEXICO | 0.9 | 0.8 | 0.8 | 0.5 | 0.9 | 1.1 | 1.3 | 1.0 | 0.6 | 0.6 | 0.7 | 0.5 | 0.5 | 0.6 |
| PHILIPPINES | 0.3 | 0.2 | 0.2 | 0.2 | 0.3 | 0.2 | 0.2 | 0.2 | 0.3 | 0.1 | 0.1 | 0.1 | 0.2 | 0.2 |
| SINGAPORE | 0.5 | 0.6 | 0.5 | 0.5 | 0.7 | 0.8 | 0.7 | 0.8 | 0.9 | 0.9 | 0.9 | 0.8 | 0.9 | 1.1 |
| SOUTH KOREA | 0.2 | 0.2 | 0.4 | 0.4 | 0.6 | 0.4 | 0.4 | 0.4 | 0.5 | 0.6 | 0.7 | 0.8 | 1.0 | 1.1 |
| TAIWAN | 0.2 | 0.4 | 0.3 | 0.3 | 0.4 | 0.4 | 0.4 | 0.5 | 0.5 | 0.5 | 0.5 | 0.7 | 1.0 | 1.2 |
| THAILAND | 0.4 | 0.3 | 0.2 | 0.3 | 0.4 | 0.3 | 0.3 | 0.3 | 0.4 | 0.3 | 0.4 | 0.4 | 0.4 | 0.6 |
| TURKEY | 0.9 | 1.2 | 1.6 | 1.3 | 0.8 | 0.8 | 0.8 | 0.9 | 1.0 | 1.2 | 1.4 | 1.3 | 1.6 | 1.4 |
| YUGOSLAVIA | 2.6 | 2.3 | 2.4 | 2.2 | 2.3 | 1.9 | 1.6 | 1.5 | 1.5 | 1.4 | 1.5 | 1.6 | 1.5 | 1.6 |
| NIDCS | 21.2 | 20.5 | 29.2 | 32.1 | 29.2 | 30.8 | 33.9 | 33.3 | 30.4 | 27.2 | 23.9 | 20.8 | 18.6 | 17.7 |
| EXTRA-E12 DC | 51.1 | 51.4 | 40.6 | 42.5 | 44.5 | 43.1 | 40.9 | 42.6 | 45.1 | 49.0 | 51.9 | 54.8 | 56.2 | 55.1 |

TABLE 1.34: % SHARE OF DIFFERENT MARKETS IN TOTAL USA EXPORTS (1970-1988)

| | | | | | | | | | | | | | | |
|---|---|---|---|---|---|---|---|---|---|---|---|---|---|---|
| NICS | 16.9 | 18.6 | 19.1 | 17.1 | 21.0 | 23.1 | 22.7 | 21.4 | 21.0 | 21.6 | 22.3 | 22.5 | 22.5 | 24.1 |
| NICS I | 4.2 | 5.4 | 4.8 | 5.5 | 6.7 | 6.6 | 6.4 | 7.1 | 8.2 | 8.0 | 7.7 | 8.2 | 8.8 | 9.8 |
| NICS II | 10.7 | 10.8 | 11.9 | 10.1 | 12.0 | 13.3 | 13.3 | 11.1 | 10.0 | 10.8 | 11.5 | 11.6 | 11.3 | 11.5 |
| NICS II A | 1.3 | 1.2 | 1.4 | 1.6 | 1.9 | 2.0 | 1.8 | 2.1 | 2.2 | 2.1 | 1.7 | 1.8 | 2.0 | 1.8 |
| NICS II M | 2.4 | 2.0 | 2.3 | 1.8 | 1.6 | 1.2 | 1.2 | 1.3 | 1.5 | 1.6 | 1.7 | 1.6 | 1.5 | 1.4 |
| NICS II LA | 6.9 | 7.4 | 8.2 | 6.6 | 8.4 | 10.0 | 10.2 | 7.5 | 6.2 | 7.0 | 8.0 | 8.1 | 7.7 | 8.2 |
| NICS III | 1.9 | 2.3 | 2.2 | 1.4 | 2.2 | 3.2 | 2.9 | 3.1 | 2.7 | 2.7 | 3.0 | 2.6 | 2.3 | 2.7 |
| ARGENTINA | 1.0 | 0.6 | 0.5 | 0.6 | 1.0 | 1.1 | 0.9 | 0.6 | 0.4 | 0.4 | 0.3 | 0.4 | 0.4 | 0.3 |
| BRAZIL | 1.9 | 2.7 | 2.8 | 2.0 | 1.9 | 2.0 | 1.6 | 1.6 | 1.2 | 1.2 | 1.4 | 1.8 | 1.5 | 1.3 |
| CHINA | 0.0 | 0.9 | 0.2 | 0.1 | 0.9 | 1.7 | 1.5 | 1.4 | 1.1 | 1.4 | 1.8 | 1.5 | 1.4 | 1.6 |
| HONG KONG | 0.9 | 1.0 | 0.7 | 1.0 | 1.1 | 1.2 | 1.1 | 1.1 | 1.2 | 1.3 | 1.2 | 1.3 | 1.5 | 1.5 |
| INDIA | 1.3 | 0.7 | 1.2 | 0.6 | 0.6 | 0.7 | 0.7 | 0.7 | 0.9 | 0.7 | 0.7 | 0.7 | 0.5 | 0.8 |
| INDONESIA | 0.6 | 0.6 | 0.7 | 0.6 | 0.5 | 0.6 | 0.5 | 0.9 | 0.7 | 0.5 | 0.3 | 0.4 | 0.3 | 0.3 |
| ISRAEL | 1.3 | 1.2 | 1.4 | 1.1 | 1.0 | 0.6 | 0.6 | 0.7 | 0.8 | 0.9 | 0.8 | 0.8 | 0.8 | 0.8 |
| MALAYSIA | 0.1 | 0.2 | 0.3 | 0.4 | 0.5 | 0.6 | 0.6 | 0.8 | 0.8 | 0.8 | 0.6 | 0.8 | 0.7 | 0.6 |
| MEXICO | 3.9 | 4.1 | 4.7 | 4.0 | 5.4 | 6.8 | 7.6 | 5.3 | 4.4 | 5.4 | 6.2 | 5.8 | 5.7 | 6.5 |
| PHILIPPINES | 0.8 | 0.7 | 0.7 | 0.7 | 0.8 | 0.9 | 0.7 | 0.8 | 0.9 | 0.8 | 0.6 | 0.6 | 0.6 | 0.5 |
| SINGAPORE | 0.5 | 0.9 | 0.9 | 0.9 | 1.3 | 1.3 | 1.2 | 1.5 | 1.8 | 1.6 | 1.6 | 1.5 | 1.5 | 1.7 |
| SOUTH KOREA | 1.5 | 1.7 | 1.6 | 1.9 | 2.4 | 2.0 | 2.2 | 2.5 | 2.9 | 2.7 | 2.7 | 2.8 | 3.0 | 3.4 |
| TAIWAN | 1.2 | 1.6 | 1.5 | 1.5 | 1.8 | 1.9 | 1.8 | 1.9 | 2.2 | 2.2 | 2.1 | 2.4 | 2.6 | 3.0 |
| THAILAND | 0.3 | 0.3 | 0.3 | 0.4 | 0.5 | 0.5 | 0.4 | 0.4 | 0.4 | 0.4 | 0.3 | 0.4 | 0.5 | 0.5 |
| TURKEY | 0.7 | 0.4 | 0.5 | 0.3 | 0.2 | 0.2 | 0.3 | 0.3 | 0.3 | 0.5 | 0.5 | 0.5 | 0.5 | 0.5 |
| YUGOSLAVIA | 0.3 | 0.3 | 0.3 | 0.3 | 0.4 | 0.3 | 0.2 | 0.2 | 0.2 | 0.2 | 0.2 | 0.2 | 0.1 | 0.1 |
| NIDCS | 14.3 | 12.6 | 18.6 | 19.8 | 16.1 | 15.4 | 16.9 | 17.4 | 15.0 | 13.7 | 12.7 | 12.1 | 10.6 | 10.4 |
| DCS | 66.4 | 64.0 | 57.9 | 59.6 | 58.2 | 56.3 | 54.8 | 54.7 | 58.1 | 59.0 | 60.0 | 61.5 | 62.7 | 61.8 |

TABLE 1.35: % SHARE OF DIFFERENT MARKETS IN TOTAL JAPANESE EXPORTS (1970-1988)

| | | | | | | | | | | | | | | |
|---|---|---|---|---|---|---|---|---|---|---|---|---|---|---|
| NICS | 25.7 | 28.1 | 27.7 | 24.1 | 30.3 | 29.3 | 27.7 | 26.2 | 27.1 | 26.2 | 26.4 | 25.2 | 27.3 | 29.5 |
| NICS I | 13.6 | 14.8 | 12.5 | 13.2 | 16.4 | 14.7 | 13.6 | 13.1 | 14.1 | 14.3 | 12.8 | 14.3 | 17.1 | 18.7 |
| NICS II | 6.9 | 7.1 | 7.0 | 5.6 | 7.4 | 7.2 | 7.1 | 6.4 | 6.2 | 5.1 | 4.3 | 3.9 | 4.4 | 5.2 |
| NICS II A | 4.6 | 3.6 | 3.5 | 3.0 | 4.6 | 4.3 | 4.3 | 4.4 | 4.7 | 3.7 | 2.9 | 2.3 | 2.8 | 3.7 |
| NICS II M | 0.3 | 0.6 | 0.5 | 0.5 | 0.3 | 0.3 | 0.3 | 0.3 | 0.3 | 0.3 | 0.3 | 0.4 | 0.4 | 0.3 |
| NICS II LA | 1.8 | 2.8 | 2.9 | 1.9 | 2.3 | 2.5 | 2.5 | 1.6 | 1.1 | 1.1 | 1.0 | 1.1 | 1.1 | 1.1 |
| NICS III | 5.1 | 6.1 | 8.2 | 5.2 | 6.4 | 7.2 | 6.8 | 6.6 | 6.7 | 6.7 | 9.2 | 6.9 | 5.7 | 5.5 |
| ARGENTINA | 0.4 | 0.6 | 0.6 | 0.3 | 0.4 | 0.7 | 0.5 | 0.1 | 0.2 | 0.2 | 0.1 | 0.1 | 0.1 | 0.1 |
| BRAZIL | 0.8 | 1.6 | 1.6 | 1.0 | 1.0 | 0.8 | 0.8 | 0.7 | 0.5 | 0.3 | 0.3 | 0.4 | 0.3 | 0.3 |
| CHINA | 2.9 | 2.8 | 4.0 | 2.4 | 3.5 | 3.9 | 3.3 | 2.5 | 3.3 | 4.2 | 7.0 | 4.7 | 3.6 | 3.5 |
| HONG KONG | 3.6 | 3.0 | 2.4 | 2.8 | 3.5 | 3.6 | 3.4 | 3.3 | 3.6 | 3.8 | 3.7 | 3.4 | 3.8 | 4.4 |
| INDIA | 0.5 | 0.9 | 0.8 | 0.6 | 0.7 | 0.7 | 0.7 | 1.0 | 0.9 | 0.6 | 0.9 | 1.0 | 0.8 | 0.7 |
| INDONESIA | 1.6 | 2.4 | 3.3 | 2.2 | 2.0 | 2.6 | 2.7 | 3.0 | 2.4 | 1.8 | 1.2 | 1.2 | 1.3 | 1.1 |
| ISRAEL | 0.1 | 0.1 | 0.1 | 0.1 | 0.1 | 0.0 | 0.0 | 0.1 | 0.1 | 0.1 | 0.0 | 0.1 | 0.1 | 0.1 |
| MALAYSIA | 0.0 | 0.0 | 0.0 | 0.0 | 1.4 | 1.5 | 1.5 | 1.8 | 1.8 | 1.6 | 1.2 | 0.8 | 0.9 | 1.1 |
| MEXICO | 0.4 | 0.5 | 0.6 | 0.5 | 0.8 | 0.9 | 1.1 | 0.7 | 0.3 | 0.5 | 0.5 | 0.4 | 0.6 | 0.6 |
| PHILIPPINES | 2.3 | 1.6 | 1.8 | 1.3 | 1.5 | 1.2 | 1.2 | 1.2 | 1.1 | 0.6 | 0.5 | 0.5 | 0.6 | 0.6 |
| SINGAPORE | 2.1 | 2.5 | 2.7 | 2.1 | 2.5 | 2.9 | 2.9 | 3.1 | 3.0 | 2.6 | 2.1 | 2.1 | 2.5 | 3.1 |
| SOUTH KOREA | 4.2 | 4.8 | 4.0 | 5.0 | 6.0 | 4.1 | 3.7 | 3.5 | 4.0 | 4.2 | 4.0 | 5.0 | 5.7 | 5.8 |
| TAIWAN | 3.6 | 4.4 | 3.2 | 3.1 | 4.2 | 3.9 | 3.5 | 3.0 | 3.4 | 3.5 | 2.8 | 3.7 | 4.9 | 5.4 |
| THAILAND | 2.3 | 1.9 | 1.7 | 1.6 | 1.6 | 1.4 | 1.4 | 1.3 | 1.7 | 1.4 | 1.1 | 0.9 | 1.2 | 1.9 |
| TURKEY | 0.0 | 0.3 | 0.2 | 0.2 | 0.1 | 0.1 | 0.1 | 0.1 | 0.1 | 0.1 | 0.2 | 0.3 | 0.2 | 0.1 |
| YUGOSLAVIA | 0.2 | 0.1 | 0.1 | 0.1 | 0.1 | 0.0 | 0.0 | 0.0 | 0.0 | 0.0 | 0.0 | 0.0 | 0.0 | 0.0 |
| NIDCS | 16.4 | 16.3 | 24.1 | 23.4 | 18.4 | 20.0 | 20.5 | 21.0 | 17.6 | 14.7 | 12.7 | 9.7 | 8.4 | 7.4 |
| DCS | 52.5 | 49.8 | 40.3 | 46.2 | 46.5 | 45.8 | 47.0 | 47.8 | 51.1 | 55.8 | 57.9 | 62.1 | 61.6 | 60.4 |

TABLE 1.36: EC TRADE BALANCE (1970-1988) WITH (MILLIONS OF ECU)

| PARTNER | 1970 | 1973 | 1975 | 1977 | 1979 | 1980 | 1981 | 1982 | 1983 | 1984 | 1985 | 1986 | 1987 | 1988 |
|---|---|---|---|---|---|---|---|---|---|---|---|---|---|---|
| NICS | 870 | -318 | 3930 | -2280 | -767 | -3139 | -2672 | -4850 | -7064 | -11325 | -6828 | -1668 | -8071 | -15637 |
| NICS I | 170 | -409 | -823 | -1949 | -2196 | -3549 | -3637 | -2638 | -3349 | -3449 | -2060 | -4484 | -6912 | -8258 |
| NICS II | 647 | 28 | 3703 | -107 | 809 | 37 | -970 | -4989 | -6432 | -10825 | -11055 | -3111 | -4475 | -8578 |
| NICS II A | 28 | -336 | -319 | -1224 | -1367 | -1644 | -1399 | -1738 | -1060 | -2445 | -2540 | -2112 | -2541 | -3004 |
| NICS II M | 1257 | 1651 | 3751 | 3723 | 3265 | 2795 | 3175 | 2771 | 3005 | 2837 | 3644 | 3819 | 3356 | 1846 |
| NICS II LA | -637 | -1285 | 272 | -2606 | -1087 | -1111 | -2745 | -6022 | -8376 | -11217 | -12157 | -4817 | -5288 | -7416 |
| NICS III | 52 | 64 | 1051 | -222 | 620 | 373 | 1936 | 2778 | 2718 | 2950 | 6288 | 5929 | 3316 | 1201 |
| ARGENTINA | -522 | -956 | -182 | -1087 | -569 | 428 | 411 | -719 | -243 | -1349 | -1746 | -650 | -181 | -1291 |
| BRAZIL | -466 | -782 | -196 | -1878 | -1471 | -2028 | -3106 | -3944 | -5282 | -6462 | -7653 | -3813 | -3856 | -5852 |
| CHINA | 116 | 43 | 486 | -96 | 741 | -190 | -456 | -342 | 61 | 348 | 3231 | 2338 | 429 | -841 |
| HONG KONG | -85 | -391 | -693 | -903 | -1139 | -1499 | -1463 | -1148 | -1419 | -1557 | -763 | -1453 | -1676 | -1640 |
| INDIA | -25 | 15 | 223 | -271 | 216 | 541 | 1528 | 1348 | 1633 | 1794 | 2679 | 3293 | 2837 | 2234 |
| INDONESIA | -37 | 6 | 342 | 146 | -337 | 24 | 866 | 1773 | 1024 | 808 | 378 | 298 | 51 | -188 |
| ISRAEL | 343 | 672 | 651 | 429 | 263 | -40 | 278 | 606 | 1175 | 891 | 994 | 1626 | 1928 | 1532 |
| MALAYSIA | -170 | -347 | -310 | -857 | -935 | -836 | -494 | -522 | -549 | -1036 | -1387 | -999 | -1323 | -1653 |
| MEXICO | 352 | 454 | 652 | 361 | 954 | 489 | -50 | -1357 | -2849 | -3404 | -2756 | -352 | -1249 | -269 |
| PHILIPPINES | 108 | -31 | -19 | -139 | -145 | -272 | -272 | -233 | -44 | -696 | -578 | -428 | -360 | -386 |
| SINGAPORE | 190 | 140 | 277 | 236 | 318 | 435 | 673 | 995 | 986 | 949 | 1236 | 707 | 621 | 629 |
| SOUTH KOREA | 93 | -50 | -128 | -660 | -470 | -1098 | -1278 | -1184 | -1317 | -789 | -706 | -1328 | -2446 | -3255 |
| TAIWAN | -26 | -107 | -278 | -620 | -904 | -1386 | -1566 | -1299 | -1597 | -2050 | -1825 | -2409 | -3409 | -3987 |
| THAILAND | 91 | 43 | 10 | -226 | -285 | -535 | -631 | -980 | -465 | -710 | -574 | -682 | -856 | -962 |
| TURKEY | 171 | 355 | 1327 | 1344 | 662 | 831 | 718 | 660 | 833 | 1238 | 1549 | 1245 | 1294 | 566 |
| YUGOSLAVIA | 744 | 625 | 1773 | 1950 | 2340 | 2005 | 2179 | 1505 | 997 | 708 | 1101 | 949 | 134 | -250 |
| NIDCS | -6478 | -9235 | -14659 | -13354 | -19156 | -32963 | -21290 | -14457 | -6434 | -10701 | -16913 | 3843 | 2249 | 5755 |
| EXTRA-E12 DC | -3257 | -1043 | -6537 | -6026 | -13032 | -24434 | -24342 | -22950 | -18489 | -8047 | 5179 | 7352 | 3321 | -14378 |
| EXTRA-E12 | -7679 | -9372 | -11244 | -18784 | -32301 | -59638 | -46962 | -46200 | -35004 | -38164 | -25110 | 6406 | -4710 | -23195 |

TABLE 1.37: USA TRADE BALANCE (1970-1988) WITH (MILLIONS OF ECU)

| | | | | | | | | | | | | | | |
|---|---|---|---|---|---|---|---|---|---|---|---|---|---|---|
| NICS | 1586 | 1441 | 3720 | -5086 | -3396 | -1367 | -7059 | -16659 | -33068 | -54198 | -59688 | -51253 | -53506 | -50209 |
| NICS I | -137 | -690 | -249 | -3365 | -3497 | -3308 | -6686 | -9077 | -14973 | -28189 | -33638 | -32652 | -34160 | -30959 |
| NICS II | 1369 | 1614 | 4392 | 704 | 1447 | 2686 | 2485 | -5435 | -12491 | -18076 | -18983 | -12613 | -12725 | -12921 |
| NICS II A | -255 | -274 | -139 | -714 | -786 | -783 | -1093 | -488 | -1172 | -2943 | -3544 | -2740 | -2610 | -3957 |
| NICS II M | 734 | 714 | 1372 | 954 | 1059 | 718 | 737 | 970 | 1030 | 814 | 138 | -589 | -562 | -456 |
| NICS II LA | 891 | 1175 | 3160 | 464 | 1175 | 2751 | 2842 | -5917 | -12348 | -15946 | -15577 | -9281 | -9550 | -8507 |
| NICS III | 355 | 517 | -421 | -2424 | -1345 | -744 | -2857 | -2145 | -5603 | -7931 | -7065 | -5986 | -6620 | -6327 |
| ARGENTINA | 268 | 136 | 323 | 288 | 827 | 1197 | 844 | 61 | 0 | -211 | -601 | -20 | -99 | -460 |
| BRAZIL | 169 | 569 | 1249 | 138 | 10 | 232 | -931 | -1246 | -3186 | -7138 | -6543 | -3556 | -3896 | -4943 |
| CHINA | 0 | 497 | 116 | -26 | 764 | 1820 | 1368 | 408 | -347 | -496 | -551 | -2200 | -2965 | -3661 |
| HONG KONG | -544 | -579 | -627 | -1447 | -1643 | -1731 | -2909 | -3653 | -4868 | -7637 | -8301 | -6712 | -5806 | -5037 |
| INDIA | 273 | 71 | 588 | -7 | 8 | 326 | 363 | 58 | -578 | -1510 | -1117 | -977 | -1111 | -609 |
| INDONESIA | 82 | -50 | -1125 | -2388 | -2116 | -2889 | -4588 | -2612 | -4676 | -5923 | -5395 | -2807 | -2542 | -2054 |
| ISRAEL | 418 | 491 | 951 | 696 | 723 | 296 | 196 | 320 | 457 | 142 | -509 | -765 | -566 | -529 |
| MALAYSIA | -203 | -224 | -304 | -672 | -948 | -982 | -722 | -255 | -593 | -1279 | -1217 | -856 | -1026 | -1529 |
| MEXICO | 455 | 469 | 1589 | 39 | 337 | 1323 | 2929 | -4731 | -9161 | -8594 | -8430 | -5703 | -5553 | -3102 |
| PHILIPPINES | -101 | -141 | 54 | -180 | -62 | 46 | -369 | -129 | -425 | -1170 | -1271 | -836 | -787 | -924 |
| SINGAPORE | 157 | 172 | 360 | 245 | 565 | 676 | 653 | 862 | 744 | -714 | -1391 | -1671 | -2177 | -2368 |
| SOUTH KOREA | 272 | 208 | 250 | -494 | -128 | -16 | -425 | -696 | -2179 | -5370 | -6536 | -7824 | -9030 | -9126 |
| TAIWAN | -22 | -490 | -232 | -1666 | -2289 | -2235 | -4003 | -5587 | -8667 | -14466 | -17407 | -16442 | -17144 | -14425 |
| THAILAND | 50 | 91 | 111 | 139 | 225 | 153 | -1 | -102 | -152 | -492 | -1054 | -1046 | -796 | -1501 |
| TURKEY | 245 | 171 | 369 | 241 | 101 | 209 | 369 | 538 | 415 | 791 | 647 | 365 | 341 | 397 |
| YUGOSLAVIA | 71 | 52 | 52 | 18 | 235 | 214 | 172 | 112 | 158 | -119 | 1 | -189 | -337 | -323 |
| NIDCS | 1157 | -384 | -3500 | -16342 | -21946 | -25582 | -24181 | -10457 | -11717 | -16697 | -12542 | -9291 | -12685 | -7043 |
| DCS | -497 | -2256 | 4760 | -6243 | -8749 | -3301 | -16494 | -30612 | -45049 | -99683 | -134244 | -122079 | -92937 | -79610 |
| WORLD | 2639 | 614 | 7330 | -26193 | -31429 | -26291 | -40465 | -47722 | -81372 | -161964 | -199024 | -179468 | -153591 | -131035 |

TABLE 1.38: JAPANESE TRADE BALANCE (1970-1988) WITH (MILLIONS OF ECU)

| | | | | | | | | | | | | | | |
|---|---|---|---|---|---|---|---|---|---|---|---|---|---|---|
| NICS | 1722 | 1427 | 3028 | 3647 | 1377 | 1756 | 4167 | 338 | 5855 | 5599 | 10084 | 15628 | 12070 | 14106 |
| NICS I | 1984 | 2298 | 3351 | 5450 | 6455 | 8274 | 10944 | 10200 | 14046 | 18117 | 16513 | 17790 | 17646 | 20900 |
| NICS II | 31 | 312 | 509 | 913 | -621 | -151 | 1452 | -416 | -695 | -3900 | -4431 | -2538 | -2011 | -1266 |
| NICS II A | 180 | 101 | 116 | 712 | -840 | -623 | 783 | 633 | 1731 | -632 | -1890 | -1654 | -1193 | 491 |
| NICS II M | 17 | 87 | 133 | 268 | 67 | 83 | 171 | 221 | 317 | 302 | 466 | 583 | 253 | -97 |
| NICS II LA | -165 | 124 | 260 | -66 | 151 | 389 | 499 | -1271 | -2743 | -3569 | -3006 | -1466 | -1070 | -1659 |
| NICS III | -292 | -1181 | -831 | -2715 | -4455 | -6365 | -8228 | -9444 | -7494 | -8616 | -1996 | 377 | -3563 | -5526 |
| ARGENTINA | -57 | 65 | 119 | -103 | -22 | 499 | 448 | -147 | -256 | -122 | -281 | -144 | 124 | -165 |
| BRAZIL | -50 | 127 | 33 | -93 | -82 | -313 | -187 | -568 | -1032 | -1710 | -1588 | -908 | -991 | -1647 |
| CHINA | 315 | 56 | 577 | 343 | 535 | 531 | -174 | -1869 | -193 | 1593 | 7776 | 4284 | 741 | -323 |
| HONG KONG | 609 | 671 | 903 | 1725 | 2164 | 2935 | 4135 | 4143 | 5121 | 7239 | 7482 | 6187 | 6280 | 8090 |
| INDIA | -286 | -189 | -148 | -258 | -196 | -69 | 125 | 291 | 333 | 45 | 530 | 815 | 367 | 234 |
| INDONESIA | -320 | -1047 | -1259 | -2798 | -4793 | -6826 | -8178 | -7864 | -7632 | -10254 | -10303 | -4721 | -4672 | -5435 |
| ISRAEL | -7 | -16 | -12 | -6 | -42 | -82 | -54 | 16 | 87 | -21 | -57 | -47 | -115 | -222 |
| MALAYSIA | 0 | 0 | 0 | 0 | -1258 | -992 | -448 | -515 | -399 | -1946 | -2793 | -2172 | -2237 | -1391 |
| MEXICO | -56 | -67 | 108 | 131 | 257 | 203 | 238 | -554 | -1452 | -1735 | -1135 | -412 | -202 | 153 |
| PHILIPPINES | -79 | -158 | -70 | 177 | 27 | -190 | 172 | 270 | 482 | -433 | -396 | -128 | 53 | -146 |
| SINGAPORE | 337 | 561 | 894 | 901 | 859 | 1671 | 2229 | 2570 | 3278 | 3552 | 2931 | 3142 | 3372 | 5001 |
| SOUTH KOREA | 589 | 464 | 748 | 1719 | 2074 | 1666 | 2017 | 1650 | 2920 | 3814 | 3930 | 5259 | 4431 | 3087 |
| TAIWAN | 450 | 601 | 806 | 1105 | 1358 | 2002 | 2563 | 1837 | 2727 | 3512 | 2170 | 3202 | 3563 | 4722 |
| THAILAND | 260 | 260 | 187 | 535 | 391 | 560 | 1059 | 879 | 1648 | 1748 | 1300 | 646 | 992 | 2030 |
| TURKEY | -11 | 84 | 75 | 173 | 49 | 109 | 183 | 178 | 212 | 326 | 484 | 583 | 328 | 159 |
| YUGOSLAVIA | 37 | 20 | 70 | 102 | 62 | 57 | 43 | 27 | 17 | -1 | 40 | 48 | 41 | -33 |
| NIDCS | -822 | -1292 | -5046 | -5032 | -12036 | -19256 | -18352 | -16277 | -16015 | -18178 | -17097 | -3454 | -5373 | -5756 |
| DCS | 51 | -630 | -369 | 9490 | 4823 | 8907 | 21209 | 21220 | 31684 | 55505 | 67754 | 77162 | 63967 | 59626 |
| WORLD | 437 | -1100 | -1681 | 8671 | -5134 | -7276 | 9868 | 8395 | 24170 | 45284 | 62699 | 91058 | 71334 | 68782 |

TABLE 1.39: EC IMPORT COVER RATIO (1970-1988) WITH

| PARTNER | 1970 | 1973 | 1975 | 1977 | 1979 | 1980 | 1981 | 1982 | 1983 | 1984 | 1985 | 1986 | 1987 | 1988 |
|---|---|---|---|---|---|---|---|---|---|---|---|---|---|---|
| NICS | 113.2 | 97.1 | 130.6 | 89.6 | 97.1 | 90.0 | 92.9 | 88.4 | 84.9 | 80.3 | 88.7 | 96.8 | 86.9 | 79.8 |
| NICS I | 118.0 | 80.6 | 73.4 | 62.5 | 70.5 | 61.2 | 65.7 | 75.8 | 73.0 | 76.9 | 86.2 | 73.6 | 68.2 | 73.6 |
| NICS II | 114.1 | 100.3 | 148.0 | 99.1 | 105.2 | 100.2 | 95.5 | 79.7 | 76.9 | 68.8 | 69.9 | 89.1 | 85.3 | 75.6 |
| NICS II A | 104.1 | 69.4 | 77.9 | 55.8 | 61.7 | 58.6 | 68.3 | 63.6 | 79.0 | 61.8 | 59.7 | 62.0 | 58.5 | 56.4 |
| NICS II M | 191.4 | 172.8 | 263.1 | 202.5 | 170.9 | 157.1 | 156.2 | 141.1 | 137.2 | 128.2 | 131.9 | 134.6 | 127.4 | 115.6 |
| NICS II LA | 74.7 | 67.6 | 106.8 | 61.9 | 85.1 | 87.0 | 76.1 | 54.0 | 43.3 | 38.7 | 36.2 | 60.0 | 56.5 | 46.5 |
| NICS III | 104.9 | 104.0 | 152.7 | 93.6 | 114.1 | 107.5 | 135.0 | 143.2 | 142.3 | 137.1 | 172.4 | 172.9 | 135.0 | 104.6 |
| ARGENTINA | 53.8 | 36.0 | 82.0 | 50.5 | 78.0 | 121.3 | 119.5 | 67.3 | 89.8 | 58.8 | 46.9 | 72.2 | 90.5 | 51.0 |
| BRAZIL | 61.9 | 65.6 | 92.3 | 54.6 | 62.8 | 56.5 | 45.8 | 39.9 | 29.5 | 31.3 | 25.8 | 47.9 | 46.3 | 33.5 |
| CHINA | 134.0 | 107.7 | 172.3 | 89.3 | 152.0 | 90.1 | 80.8 | 86.1 | 102.2 | 110.4 | 183.9 | 156.1 | 108.5 | 86.3 |
| HONG KONG | 86.0 | 63.4 | 50.6 | 56.5 | 62.1 | 58.2 | 64.2 | 72.7 | 68.9 | 71.7 | 85.2 | 74.2 | 73.6 | 87.8 |
| INDIA | 94.5 | 102.2 | 124.8 | 83.8 | 111.9 | 130.4 | 179.9 | 149.2 | 171.5 | 160.3 | 189.9 | 237.4 | 201.4 | 157.2 |
| INDONESIA | 85.0 | 101.6 | 180.2 | 115.5 | 70.7 | 101.9 | 171.2 | 245.4 | 173.9 | 149.9 | 120.3 | 118.9 | 103.0 | 91.7 |
| ISRAEL | 205.8 | 248.2 | 201.2 | 140.3 | 117.4 | 97.5 | 114.7 | 130.1 | 151.8 | 133.5 | 134.5 | 161.2 | 170.0 | 161.1 |
| MALAYSIA | 59.8 | 48.3 | 59.2 | 39.4 | 47.2 | 55.0 | 73.5 | 71.5 | 75.1 | 65.3 | 52.5 | 56.7 | 46.8 | 39.6 |
| MEXICO | 316.5 | 326.0 | 281.8 | 172.4 | 226.7 | 125.2 | 98.6 | 68.6 | 41.6 | 39.5 | 49.5 | 85.1 | 59.3 | 86.8 |
| PHILIPPINES | 204.7 | 84.7 | 94.4 | 76.1 | 80.8 | 68.0 | 72.8 | 77.9 | 95.9 | 49.2 | 51.8 | 60.2 | 69.0 | 76.4 |
| SINGAPORE | 254.7 | 139.4 | 169.5 | 134.2 | 131.6 | 134.1 | 147.7 | 166.8 | 155.7 | 139.3 | 153.5 | 133.4 | 124.4 | 121.4 |
| SOUTH KOREA | 251.7 | 78.9 | 78.8 | 49.8 | 72.6 | 46.2 | 47.2 | 52.4 | 55.1 | 73.8 | 79.3 | 69.7 | 59.6 | 60.8 |
| TAIWAN | 81.1 | 76.3 | 59.6 | 44.6 | 47.8 | 38.4 | 41.8 | 52.4 | 49.3 | 48.6 | 55.3 | 50.5 | 49.7 | 56.9 |
| THAILAND | 160.1 | 119.5 | 103.0 | 70.5 | 72.6 | 57.4 | 59.2 | 47.8 | 73.3 | 65.1 | 73.6 | 68.5 | 65.4 | 63.8 |
| TURKEY | 150.6 | 159.0 | 322.0 | 253.6 | 166.3 | 180.0 | 146.2 | 134.0 | 136.4 | 140.8 | 140.9 | 135.8 | 130.5 | 116.0 |
| YUGOSLAVIA | 204.0 | 151.5 | 267.4 | 215.1 | 211.5 | 192.8 | 198.5 | 153.9 | 128.3 | 116.2 | 123.1 | 119.4 | 102.5 | 95.3 |
| NIDCS | 64.1 | 63.0 | 69.9 | 79.3 | 74.0 | 66.6 | 80.7 | 86.6 | 93.3 | 89.9 | 84.2 | 105.6 | 103.7 | 101.4 |
| EXTRA-E12 DC | 89.5 | 97.4 | 87.8 | 91.8 | 86.4 | 79.0 | 81.5 | 83.9 | 87.9 | 95.5 | 102.7 | 104.0 | 101.7 | 102.4 |
| EXTRA-E12 | 87.6 | 89.0 | 91.1 | 89.4 | 85.2 | 78.1 | 84.8 | 85.9 | 89.5 | 90.2 | 93.7 | 101.8 | 98.6 | 98.5 |

TABLE 1.40: USA IMPORT COVER RATIO (1970-1988) WITH

| | | | | | | | | | | | | | | |
|---|---|---|---|---|---|---|---|---|---|---|---|---|---|---|
| NICS | 128.1 | 116.0 | 129.8 | 77.6 | 88.5 | 96.1 | 86.6 | 72.8 | 57.8 | 51.4 | 49.8 | 47.7 | 46.8 | 55.1 |
| NICS I | 92.8 | 81.4 | 94.3 | 63.0 | 70.6 | 74.9 | 65.9 | 62.3 | 54.2 | 43.0 | 38.0 | 34.5 | 35.1 | 44.8 |
| NICS II | 142.5 | 136.2 | 176.4 | 107.2 | 110.6 | 115.5 | 110.1 | 81.0 | 63.4 | 61.5 | 61.7 | 65.6 | 65.1 | 69.5 |
| NICS II A | 69.6 | 72.3 | 89.9 | 70.2 | 75.9 | 79.5 | 77.3 | 90.1 | 80.4 | 66.1 | 56.2 | 58.8 | 61.6 | 53.9 |
| NICS II M | 332.6 | 256.9 | 339.3 | 203.5 | 205.7 | 163.6 | 141.1 | 150.8 | 145.3 | 122.9 | 103.1 | 85.1 | 85.3 | 89.2 |
| NICS II LA | 143.2 | 139.0 | 183.5 | 107.2 | 112.5 | 122.3 | 115.9 | 72.8 | 52.2 | 54.2 | 58.0 | 64.4 | 63.0 | 71.2 |
| NICS III | 173.8 | 164.4 | 81.9 | 38.1 | 67.3 | 86.5 | 67.2 | 75.2 | 51.7 | 47.7 | 53.1 | 48.2 | 42.3 | 52.9 |
| ARGENTINA | 255.7 | 161.4 | 288.2 | 185.9 | 281.5 | 328.6 | 181.2 | 104.9 | 100.0 | 83.8 | 59.8 | 97.7 | 90.0 | 65.0 |
| BRAZIL | 125.1 | 160.0 | 206.7 | 106.9 | 100.4 | 108.3 | 78.1 | 73.2 | 46.6 | 31.4 | 37.7 | 51.6 | 46.2 | 41.2 |
| CHINA | 0.0 | 1062.2 | 191.4 | 84.5 | 262.3 | 322.8 | 174.4 | 116.0 | 87.3 | 88.3 | 89.9 | 58.6 | 50.0 | 53.1 |
| HONG KONG | 42.2 | 49.7 | 49.9 | 43.0 | 46.6 | 50.9 | 43.2 | 38.8 | 35.4 | 32.1 | 28.7 | 30.2 | 35.5 | 44.7 |
| INDIA | 191.4 | 120.3 | 234.5 | 98.7 | 100.9 | 138.3 | 130.8 | 103.7 | 77.6 | 56.3 | 65.2 | 60.9 | 52.5 | 77.1 |
| INDONESIA | 145.0 | 87.3 | 36.3 | 21.8 | 24.9 | 25.2 | 19.6 | 42.9 | 25.4 | 20.2 | 15.6 | 24.7 | 20.4 | 30.2 |
| ISRAEL | 379.3 | 329.5 | 480.0 | 239.0 | 229.8 | 143.3 | 117.1 | 126.1 | 131.7 | 106.2 | 82.1 | 69.9 | 75.8 | 79.5 |
| MALAYSIA | 24.5 | 35.7 | 50.4 | 42.0 | 41.3 | 47.8 | 64.2 | 87.1 | 75.7 | 64.1 | 60.4 | 66.6 | 60.8 | 52.9 |
| MEXICO | 137.3 | 125.5 | 165.0 | 100.9 | 105.2 | 114.7 | 123.4 | 70.2 | 51.4 | 62.7 | 66.4 | 67.9 | 68.4 | 84.3 |
| PHILIPPINES | 78.4 | 73.4 | 108.9 | 80.7 | 94.6 | 103.4 | 80.7 | 93.4 | 82.1 | 64.6 | 57.9 | 61.6 | 63.0 | 62.2 |
| SINGAPORE | 294.1 | 146.3 | 184.7 | 131.7 | 151.2 | 148.5 | 133.4 | 137.3 | 122.5 | 86.2 | 75.6 | 66.2 | 60.3 | 65.8 |
| SOUTH KOREA | 173.4 | 126.8 | 121.7 | 80.6 | 95.8 | 99.4 | 91.2 | 88.5 | 74.3 | 57.6 | 52.8 | 42.9 | 41.5 | 48.9 |
| TAIWAN | 95.8 | 65.4 | 85.0 | 48.3 | 50.4 | 56.8 | 47.9 | 42.6 | 35.4 | 28.9 | 24.4 | 23.8 | 24.4 | 34.8 |
| THAILAND | 149.6 | 181.6 | 164.3 | 145.2 | 148.4 | 125.1 | 99.8 | 89.3 | 86.6 | 72.6 | 47.2 | 44.9 | 61.1 | 47.9 |
| TURKEY | 450.7 | 261.9 | 419.5 | 289.2 | 166.4 | 259.1 | 250.0 | 282.7 | 210.9 | 234.7 | 177.3 | 151.9 | 144.2 | 43.9 |
| YUGOSLAVIA | 174.0 | 138.4 | 125.2 | 106.0 | 180.3 | 167.7 | 142.6 | 128.9 | 134.6 | 81.9 | 100.1 | 73.5 | 53.4 | 57.9 |
| NIDCS | 123.3 | 94.8 | 81.8 | 55.5 | 47.8 | 47.5 | 58.4 | 77.7 | 73.4 | 68.5 | 72.9 | 73.0 | 63.7 | 79.1 |
| DCS | 98.2 | 94.0 | 110.7 | 90.7 | 89.2 | 96.2 | 86.9 | 78.9 | 73.5 | 61.1 | 54.3 | 51.1 | 58.5 | 66.5 |
| WORLD | 106.6 | 101.1 | 109.4 | 79.7 | 79.8 | 85.0 | 83.2 | 81.4 | 72.6 | 62.1 | 57.2 | 53.6 | 57.6 | 66.1 |

TABLE 1.41: JAPANESE IMPORT COVER RATIO (1970-1988) WITH

| | | | | | | | | | | | | | | |
|---|---|---|---|---|---|---|---|---|---|---|---|---|---|---|
| NICS | 153.0 | 120.8 | 132.5 | 127.3 | 106.5 | 107.0 | 112.4 | 100.9 | 115.2 | 111.0 | 120.0 | 141.0 | 128.8 | 127.1 |
| NICS I | 401.4 | 211.2 | 251.9 | 240.3 | 212.7 | 260.1 | 244.4 | 223.4 | 256.1 | 243.0 | 229.5 | 240.2 | 209.4 | 199.3 |
| NICS II | 102.3 | 117.4 | 119.3 | 130.0 | 89.8 | 97.7 | 117.5 | 95.6 | 93.6 | 74.0 | 69.1 | 76.6 | 81.3 | 90.3 |
| NICS II A | 124.8 | 110.4 | 107.8 | 149.4 | 80.5 | 86.4 | 115.3 | 111.1 | 128.5 | 92.7 | 77.9 | 74.7 | 82.4 | 106.2 |
| NICS II M | 128.8 | 181.0 | 210.9 | 286.8 | 134.6 | 138.4 | 168.0 | 187.6 | 204.9 | 183.9 | 214.2 | 227.2 | 142.1 | 89.5 |
| NICS II LA | 68.1 | 117.3 | 124.9 | 95.4 | 109.3 | 119.8 | 116.9 | 64.6 | 39.7 | 40.4 | 44.1 | 62.0 | 68.5 | 60.9 |
| NICS III | 77.1 | 60.5 | 81.4 | 57.7 | 51.5 | 51.0 | 52.9 | 49.6 | 59.4 | 62.7 | 91.3 | 102.6 | 76.0 | 69.0 |
| ARGENTINA | 62.2 | 148.2 | 170.1 | 71.5 | 94.0 | 347.3 | 279.1 | 64.7 | 57.3 | 80.0 | 50.8 | 71.7 | 148.0 | 60.2 |
| BRAZIL | 76.5 | 135.3 | 104.7 | 88.6 | 90.6 | 71.4 | 86.6 | 65.0 | 44.2 | 32.1 | 33.4 | 52.0 | 43.2 | 33.8 |
| CHINA | 224.1 | 107.2 | 147.2 | 125.3 | 125.1 | 117.4 | 96.2 | 65.5 | 96.5 | 121.1 | 192.4 | 174.8 | 111.6 | 96.1 |
| HONG KONG | 762.8 | 404.7 | 560.8 | 666.2 | 553.8 | 834.5 | 798.4 | 756.6 | 788.9 | 782.9 | 852.8 | 671.5 | 569.2 | 554.6 |
| INDIA | 26.4 | 58.7 | 71.6 | 62.9 | 74.0 | 90.1 | 113.2 | 125.4 | 126.5 | 103.1 | 134.3 | 161.8 | 127.9 | 115.3 |
| INDONESIA | 49.6 | 40.6 | 53.8 | 35.9 | 24.1 | 26.2 | 30.9 | 35.4 | 34.0 | 27.4 | 21.4 | 36.4 | 35.4 | 32.1 |
| ISRAEL | 71.7 | 73.0 | 82.2 | 91.2 | 69.9 | 47.8 | 69.7 | 108.5 | 141.7 | 90.9 | 79.3 | 85.2 | 71.9 | 61.4 |
| MALAYSIA | 0.0 | 0.0 | 0.0 | 0.0 | 46.2 | 59.3 | 82.7 | 83.1 | 88.4 | 65.1 | 50.2 | 44.3 | 45.4 | 64.9 |
| MEXICO | 62.1 | 69.0 | 163.6 | 149.8 | 174.0 | 130.9 | 118.6 | 64.1 | 30.6 | 39.2 | 53.1 | 71.7 | 85.4 | 111.4 |
| PHILIPPINES | 85.0 | 75.6 | 91.9 | 122.4 | 102.3 | 86.0 | 111.1 | 117.3 | 133.2 | 75.8 | 75.3 | 89.5 | 104.5 | 90.9 |
| SINGAPORE | 488.8 | 415.4 | 380.4 | 249.8 | 181.3 | 259.2 | 229.6 | 239.4 | 303.3 | 259.3 | 242.6 | 313.8 | 293.9 | 356.8 |
| SOUTH KOREA | 357.3 | 148.3 | 171.6 | 192.9 | 185.8 | 179.1 | 166.8 | 149.9 | 178.2 | 171.7 | 174.0 | 198.0 | 163.9 | 131.0 |
| TAIWAN | 279.3 | 184.9 | 224.5 | 198.0 | 176.3 | 224.1 | 214.0 | 174.0 | 193.7 | 186.6 | 149.4 | 167.2 | 158.1 | 164.0 |
| THAILAND | 236.9 | 182.6 | 132.3 | 181.7 | 146.5 | 171.1 | 212.0 | 183.1 | 245.8 | 232.8 | 197.5 | 145.7 | 164.2 | 187.4 |
| TURKEY | 56.1 | 471.6 | 323.1 | 559.9 | 267.9 | 493.6 | 548.7 | 534.4 | 456.5 | 622.6 | 716.8 | 648.9 | 302.4 | 170.3 |
| YUGOSLAVIA | 1410.2 | 195.4 | 563.6 | 596.6 | 403.6 | 298.6 | 248.5 | 221.6 | 151.4 | 96.6 | 178.1 | 296.1 | 265.1 | 75.1 |
| NIDCS | 79.4 | 78.8 | 67.9 | 76.6 | 53.1 | 48.6 | 60.2 | 64.5 | 64.2 | 63.5 | 62.9 | 85.6 | 75.6 | 74.3 |
| DCS | 100.5 | 95.8 | 97.9 | 141.1 | 116.2 | 127.0 | 149.9 | 145.9 | 161.3 | 185.9 | 205.1 | 240.6 | 211.4 | 179.0 |
| WORLD | 102.3 | 96.3 | 96.3 | 114.0 | 93.5 | 92.6 | 107.8 | 106.3 | 117.4 | 126.6 | 137.9 | 175.0 | 156.8 | 144.4 |

TABLE 1.42: EC TERMS OF TRADE WITH:

| | EXTRA-EC | CLASS1 | CLASS2 | LA | FE | MED |
|---|---|---|---|---|---|---|
| SITC-Rev.2 / 0-8 | | | TOTAL TRADE EXCLUDING GOODS N.E.S. | | | |
| 1979 | 116.8 | 104.3 | 131.2 | 90.6 | 99.5 | 119.6 |
| 1980 | 106.1 | 105.9 | 105.9 | 88.5 | 101.5 | 100.1 |
| 1981 | 96.9 | 101.1 | 92.8 | 87.7 | 99.0 | 90.5 |
| 1982 | 98.3 | 102.7 | 94.3 | 95.1 | 101.2 | 93.5 |
| 1983 | 100.3 | 102.7 | 98.2 | 96.1 | 101.5 | 98.9 |
| 1984 | 97.3 | 99.1 | 95.4 | 92.9 | 95.1 | 97.7 |
| 1985 | 100.0 | 100.0 | 100.0 | 100.0 | 100.0 | 100.0 |
| 1986 | 123.7 | 104.9 | 151.8 | 129.2 | 117.8 | 141.7 |
| 1987 | 129.7 | 108.6 | 162.7 | 148.1 | 123.8 | 149.4 |
| 1988 | 133.0 | 107.7 | 174.2 | 145.4 | 121.7 | 162.5 |
| SITC-Rev.2 / 5-8 | | | MANUFACTURED GOODS | | | |
| 1979 | 104.0 | 107.2 | 96.6 | 85.6 | 104.3 | 86.9 |
| 1980 | 105.4 | 109.4 | 96.3 | 82.7 | 105.8 | 87.6 |
| 1981 | 102.2 | 104.4 | 95.2 | 89.8 | 98.7 | 91.5 |
| 1982 | 103.7 | 105.3 | 99.6 | 98.9 | 99.6 | 95.8 |
| 1983 | 103.4 | 104.6 | 101.3 | 95.9 | 102.9 | 98.1 |
| 1984 | 100.4 | 101.1 | 98.4 | 97.6 | 97.8 | 97.6 |
| 1985 | 100.0 | 100.0 | 100.0 | 100.0 | 100.0 | 100.0 |
| 1986 | 105.9 | 102.8 | 119.5 | 119.1 | 118.5 | 105.1 |
| 1987 | 109.3 | 105.4 | 126.3 | 124.7 | 124.1 | 108.3 |
| 1988 | 108.5 | 105.3 | 122.2 | 113.0 | 121.4 | 109.2 |
| SITC-Rev.2 / 5 | | | CHEMICALS AND RELATED PRODUCTS, N.E.S. | | | |
| 1979 | 104.1 | 106.3 | 96.5 | 100.0 | 91.0 | 102.5 |
| 1980 | 103.9 | 106.1 | 92.6 | 97.7 | 89.1 | 96.2 |
| 1981 | 101.4 | 102.9 | 93.6 | 93.2 | 92.2 | 94.8 |
| 1982 | 100.1 | 101.2 | 97.1 | 97.5 | 93.0 | 99.3 |
| 1983 | 100.0 | 100.0 | 100.7 | 98.8 | 94.8 | 103.2 |
| 1984 | 99.7 | 99.9 | 97.3 | 96.4 | 98.2 | 99.3 |
| 1985 | 100.0 | 100.0 | 100.0 | 100.0 | 100.0 | 100.0 |
| 1986 | 105.7 | 102.6 | 118.5 | 115.1 | 108.6 | 115.3 |
| 1987 | 108.6 | 104.0 | 127.8 | 119.0 | 115.0 | 128.6 |
| 1988 | 107.9 | 105.0 | 121.5 | 115.8 | 119.0 | 123.6 |
| SITC-Rev.2 / 6 | | | MANUFACTURED GOODS CLASSIFIED CHIEFLY BY MATERIAL | | | |
| 1979 | 100.2 | 102.1 | 95.0 | 89.4 | 104.9 | 89.5 |
| 1980 | 99.2 | 102.2 | 93.7 | 85.7 | 105.7 | 89.9 |
| 1981 | 100.0 | 100.9 | 97.6 | 94.1 | 100.6 | 93.2 |
| 1982 | 104.3 | 102.6 | 105.8 | 108.4 | 100.1 | 99.9 |
| 1983 | 102.3 | 103.2 | 99.7 | 95.6 | 100.0 | 95.9 |
| 1984 | 100.4 | 100.6 | 99.5 | 98.5 | 98.4 | 95.4 |
| 1985 | 100.0 | 100.0 | 100.0 | 100.0 | 100.0 | 100.0 |
| 1986 | 104.9 | 101.2 | 119.1 | 116.4 | 120.0 | 102.3 |
| 1987 | 105.1 | 101.2 | 120.7 | 115.5 | 124.1 | 102.7 |
| 1988 | 102.5 | 100.4 | 113.8 | 100.8 | 121.8 | 101.5 |
| SITC-Rev.2 / 7 | | | MACHINERY AND TRANSPORT EQUIPMENT | | | |
| 1979 | 107.9 | 110.1 | 92.4 | 85.8 | 94.6 | 81.2 |
| 1980 | 112.0 | 114.2 | 96.9 | 92.6 | 99.5 | 83.4 |
| 1981 | 105.6 | 106.3 | 93.1 | 92.2 | 94.0 | 88.5 |
| 1982 | 106.2 | 107.9 | 96.6 | 93.7 | 98.5 | 92.9 |
| 1983 | 105.1 | 106.5 | 100.7 | 99.2 | 101.4 | 94.3 |
| 1984 | 100.6 | 101.3 | 97.6 | 97.6 | 97.4 | 96.3 |
| 1985 | 100.0 | 100.0 | 100.0 | 100.0 | 100.0 | 100.0 |
| 1986 | 105.6 | 104.5 | 118.8 | 110.7 | 119.7 | 104.3 |
| 1987 | 110.3 | 108.1 | 132.1 | 120.4 | 132.6 | 106.7 |
| 1988 | 109.7 | 107.2 | 131.9 | 116.1 | 131.7 | 107.3 |
| SITC-Rev.2 / 8 | | | MISCELLANEOUS MANUFACTURED ARTICLES | | | |
| 1979 | 114.7 | 114.2 | 122.7 | 146.4 | 147.8 | 99.6 |
| 1980 | 116.3 | 117.6 | 120.8 | 136.6 | 142.6 | 100.8 |
| 1981 | 106.1 | 107.6 | 107.7 | 115.4 | 122.5 | 104.0 |
| 1982 | 104.7 | 105.2 | 106.4 | 117.3 | 116.2 | 101.4 |
| 1983 | 105.8 | 105.0 | 109.0 | 115.1 | 115.1 | 105.5 |
| 1984 | 101.1 | 101.4 | 100.5 | 101.9 | 100.9 | 103.2 |
| 1985 | 100.0 | 100.0 | 100.0 | 100.0 | 100.0 | 100.0 |
| 1986 | 107.8 | 102.8 | 116.5 | 117.2 | 119.4 | 99.6 |
| 1987 | 112.3 | 108.6 | 117.5 | 118.5 | 118.3 | 98.1 |
| 1988 | 112.6 | 111.9 | 110.9 | 112.6 | 109.8 | 97.6 |

TABLE 1.43: EUR12 'S IMPORTS FROM THE NICS = 100%

| PARTNER | 1970 | 1973 | 1975 | 1977 | 1979 | 1980 | 1981 | 1982 | 1983 | 1984 | 1985 | 1986 | 1987 | 1988 |
|---|---|---|---|---|---|---|---|---|---|---|---|---|---|---|
| NICS I | 14.2 | 19.2 | 24.2 | 23.6 | 27.3 | 29.0 | 28.1 | 26.0 | 26.5 | 25.9 | 24.7 | 31.6 | 35.2 | 36.0 |
| NICS II | 69.6 | 66.4 | 60.1 | 60.2 | 56.6 | 55.3 | 57.2 | 58.6 | 59.7 | 60.3 | 60.8 | 53.2 | 49.4 | 47.7 |
| NICS II A | 10.3 | 9.9 | 11.3 | 12.6 | 13.0 | 12.5 | 11.7 | 11.3 | 10.8 | 11.1 | 10.4 | 10.3 | 9.9 | 9.9 |
| NICS II M | 20.9 | 20.4 | 17.9 | 16.5 | 16.8 | 15.4 | 14.9 | 16.0 | 17.2 | 17.4 | 18.8 | 20.4 | 19.7 | 18.6 |
| NICS II LA | 38.3 | 35.9 | 30.8 | 31.1 | 26.7 | 27.2 | 30.5 | 31.2 | 31.6 | 31.7 | 31.5 | 22.4 | 19.7 | 19.2 |
| NICS III | 16.0 | 14.3 | 15.5 | 16.0 | 16.0 | 15.6 | 14.6 | 15.3 | 13.7 | 13.7 | 14.3 | 15.1 | 15.3 | 16.3 |
| ARGENTINA | 17.2 | 13.5 | 7.9 | 10.0 | 9.4 | 6.3 | 5.5 | 5.2 | 5.1 | 5.6 | 5.4 | 4.3 | 3.1 | 3.5 |
| BRAZIL | 18.6 | 20.6 | 20.1 | 18.8 | 14.4 | 14.7 | 15.2 | 15.6 | 16.0 | 16.3 | 17.0 | 13.6 | 11.6 | 12.2 |
| CHINA | 5.1 | 4.9 | 5.2 | 4.1 | 5.2 | 6.1 | 6.3 | 5.8 | 5.8 | 5.8 | 6.3 | 7.7 | 8.1 | 8.9 |
| HONG KONG | 9.2 | 9.6 | 10.9 | 9.4 | 10.9 | 11.3 | 10.8 | 10.0 | 9.7 | 9.5 | 8.5 | 10.5 | 10.2 | 10.1 |
| INDIA | 7.0 | 5.9 | 6.9 | 7.6 | 6.6 | 5.6 | 5.0 | 6.5 | 4.8 | 5.1 | 4.9 | 4.4 | 4.5 | 4.5 |
| INDONESIA | 3.8 | 3.3 | 3.3 | 4.2 | 4.2 | 3.9 | 3.2 | 2.9 | 2.9 | 2.8 | 3.0 | 2.9 | 2.6 | 2.9 |
| ISRAEL | 4.9 | 4.0 | 5.0 | 4.8 | 5.5 | 5.3 | 4.9 | 4.7 | 4.8 | 4.6 | 4.7 | 4.9 | 4.4 | 4.3 |
| MALAYSIA | 6.4 | 6.0 | 5.9 | 6.4 | 6.4 | 5.8 | 4.9 | 4.3 | 4.7 | 5.1 | 4.8 | 4.3 | 4.0 | 4.1 |
| MEXICO | 2.4 | 1.8 | 2.7 | 2.2 | 2.7 | 6.1 | 9.7 | 10.3 | 10.4 | 9.7 | 9.0 | 4.4 | 4.9 | 3.4 |
| PHILIPPINES | 1.5 | 1.9 | 2.7 | 2.6 | 2.7 | 2.7 | 2.6 | 2.5 | 2.3 | 2.3 | 1.9 | 2.0 | 1.8 | 1.8 |
| SINGAPORE | 1.8 | 3.2 | 3.1 | 3.1 | 3.6 | 4.0 | 3.7 | 3.5 | 3.7 | 4.1 | 3.8 | 3.9 | 4.1 | 4.5 |
| SOUTH KOREA | 0.9 | 2.1 | 4.7 | 5.9 | 6.3 | 6.4 | 6.4 | 5.9 | 6.2 | 5.2 | 5.6 | 8.1 | 9.8 | 10.2 |
| TAIWAN | 2.2 | 4.1 | 5.3 | 5.1 | 6.3 | 7.1 | 7.1 | 6.5 | 6.7 | 6.9 | 6.7 | 9.0 | 11.0 | 11.3 |
| THAILAND | 2.3 | 1.9 | 2.6 | 3.5 | 3.8 | 3.9 | 4.1 | 4.4 | 3.7 | 3.5 | 3.6 | 4.0 | 4.0 | 4.1 |
| TURKEY | 5.1 | 5.4 | 4.6 | 3.9 | 3.6 | 3.2 | 4.1 | 4.6 | 4.8 | 5.2 | 6.2 | 6.4 | 6.8 | 6.3 |
| YUGOSLAVIA | 10.8 | 10.9 | 8.2 | 7.6 | 7.6 | 6.8 | 5.8 | 6.6 | 7.5 | 7.5 | 7.8 | 9.0 | 8.4 | 8.0 |

TABLE 1.44: EUR12 'S EXPORTS TO THE NICS = 100%

| | | | | | | | | | | | | | | |
|---|---|---|---|---|---|---|---|---|---|---|---|---|---|---|
| NICS I | 14.9 | 15.9 | 13.6 | 16.5 | 19.8 | 19.7 | 19.9 | 22.3 | 22.8 | 24.8 | 24.0 | 24.0 | 27.6 | 31.4 |
| NICS II | 70.1 | 68.6 | 68.1 | 66.6 | 61.3 | 61.5 | 58.8 | 52.8 | 54.1 | 51.7 | 47.9 | 48.9 | 48.5 | 45.8 |
| NICS II A | 9.5 | 7.1 | 6.7 | 7.8 | 8.3 | 8.1 | 8.6 | 8.1 | 10.0 | 8.5 | 7.0 | 6.6 | 6.6 | 7.4 |
| NICS II M | 35.3 | 36.4 | 36.1 | 37.3 | 29.6 | 27.0 | 25.1 | 25.6 | 27.8 | 27.8 | 28.0 | 28.4 | 28.9 | 26.9 |
| NICS II LA | 25.3 | 25.0 | 25.2 | 21.5 | 23.4 | 26.3 | 25.0 | 19.0 | 16.1 | 15.3 | 12.8 | 13.8 | 12.8 | 11.5 |
| NICS III | 14.9 | 15.3 | 18.2 | 16.7 | 18.8 | 18.6 | 21.2 | 24.7 | 23.0 | 23.4 | 27.9 | 26.9 | 23.8 | 22.8 |
| ARGENTINA | 8.1 | 5.0 | 4.9 | 5.6 | 7.6 | 8.5 | 7.1 | 3.9 | 5.4 | 4.1 | 2.8 | 3.2 | 3.2 | 2.2 |
| BRAZIL | 10.2 | 13.9 | 14.2 | 11.5 | 9.3 | 9.2 | 7.5 | 7.0 | 5.5 | 6.3 | 4.9 | 6.7 | 6.1 | 5.4 |
| CHINA | 6.1 | 5.5 | 6.9 | 4.1 | 8.1 | 6.1 | 5.5 | 5.7 | 7.0 | 7.9 | 13.1 | 12.4 | 10.1 | 9.9 |
| HONG KONG | 7.0 | 6.3 | 4.2 | 5.9 | 7.0 | 7.3 | 7.5 | 8.2 | 7.9 | 8.5 | 8.2 | 8.0 | 8.7 | 10.0 |
| INDIA | 5.9 | 6.3 | 6.6 | 7.1 | 7.6 | 8.1 | 9.8 | 10.9 | 9.8 | 10.2 | 10.5 | 10.9 | 10.4 | 9.6 |
| INDONESIA | 2.8 | 3.5 | 4.5 | 5.5 | 3.0 | 4.4 | 5.9 | 8.0 | 6.0 | 5.2 | 4.1 | 3.5 | 3.1 | 3.3 |
| ISRAEL | 8.9 | 10.4 | 7.7 | 7.5 | 6.6 | 5.8 | 6.1 | 7.0 | 8.6 | 7.6 | 7.2 | 8.2 | 8.7 | 8.1 |
| MALAYSIA | 3.4 | 3.0 | 2.6 | 2.8 | 3.1 | 3.6 | 3.9 | 3.5 | 4.1 | 4.2 | 2.8 | 2.5 | 2.1 | 2.3 |
| MEXICO | 6.9 | 6.0 | 6.0 | 4.3 | 6.4 | 8.5 | 10.3 | 8.0 | 5.1 | 4.7 | 5.0 | 3.8 | 3.3 | 3.9 |
| PHILIPPINES | 2.8 | 1.6 | 2.0 | 2.2 | 2.3 | 2.0 | 2.0 | 2.2 | 2.6 | 1.4 | 1.1 | 1.2 | 1.5 | 1.6 |
| SINGAPORE | 4.1 | 4.6 | 4.0 | 4.7 | 4.9 | 6.0 | 5.9 | 6.6 | 6.9 | 7.2 | 6.6 | 5.4 | 5.8 | 6.8 |
| SOUTH KOREA | 2.0 | 1.7 | 2.8 | 3.3 | 4.7 | 3.3 | 3.2 | 3.5 | 4.0 | 4.8 | 5.0 | 5.8 | 6.7 | 7.2 |
| TAIWAN | 1.5 | 3.2 | 2.4 | 2.5 | 3.1 | 3.0 | 3.2 | 3.8 | 3.9 | 4.1 | 4.2 | 4.7 | 6.3 | 7.4 |
| THAILAND | 3.2 | 2.4 | 2.0 | 2.7 | 2.8 | 2.5 | 2.6 | 2.4 | 3.2 | 2.8 | 3.0 | 2.8 | 3.0 | 3.5 |
| TURKEY | 6.8 | 8.8 | 11.5 | 11.2 | 6.2 | 6.5 | 6.4 | 6.9 | 7.8 | 9.2 | 9.9 | 9.0 | 10.2 | 9.0 |
| YUGOSLAVIA | 19.5 | 17.0 | 16.9 | 18.4 | 16.6 | 14.6 | 12.5 | 11.5 | 11.3 | 10.9 | 10.9 | 11.2 | 9.9 | 9.8 |

TABLE 1.45: USA 'S IMPORTS FROM THE NICS = 100%

| | | | | | | | | | | | | | | |
|---|---|---|---|---|---|---|---|---|---|---|---|---|---|---|
| NICS I | 34.4 | 41.4 | 35.1 | 39.9 | 40.2 | 36.6 | 37.2 | 39.2 | 41.7 | 44.3 | 45.6 | 50.7 | 52.3 | 50.1 |
| NICS II | 57.0 | 49.6 | 46.1 | 42.7 | 45.8 | 47.9 | 46.2 | 46.6 | 43.4 | 42.1 | 41.7 | 37.4 | 36.2 | 37.8 |
| NICS II A | 14.9 | 11.0 | 11.1 | 10.5 | 11.0 | 10.6 | 9.1 | 8.0 | 7.6 | 7.7 | 6.8 | 6.7 | 6.7 | 7.6 |
| NICS II M | 5.5 | 5.0 | 4.6 | 4.0 | 3.3 | 3.1 | 3.3 | 3.1 | 2.8 | 3.1 | 3.7 | 4.0 | 3.8 | 3.8 |
| NICS II LA | 36.5 | 33.4 | 30.3 | 28.1 | 31.5 | 34.1 | 33.6 | 35.5 | 32.9 | 31.1 | 31.1 | 26.6 | 25.7 | 26.4 |
| NICS III | 8.5 | 8.9 | 18.7 | 17.2 | 13.8 | 15.3 | 16.5 | 14.1 | 14.7 | 13.5 | 12.6 | 11.7 | 11.4 | 12.0 |
| ARGENTINA | 3.0 | 2.4 | 1.3 | 1.4 | 1.5 | 1.4 | 1.9 | 1.9 | 1.3 | 1.1 | 1.2 | 0.9 | 1.0 | 1.1 |
| BRAZIL | 11.8 | 10.5 | 9.3 | 8.6 | 8.1 | 7.7 | 8.0 | 7.5 | 7.6 | 9.3 | 8.8 | 7.4 | 7.1 | 7.5 |
| CHINA | 0.0 | 0.5 | 1.0 | 0.7 | 1.5 | 2.2 | 3.4 | 4.1 | 3.5 | 3.8 | 4.5 | 5.4 | 5.8 | 6.9 |
| HONG KONG | 16.7 | 12.8 | 10.0 | 11.1 | 10.3 | 9.8 | 9.7 | 9.7 | 9.6 | 10.0 | 9.7 | 9.7 | 8.9 | 8.1 |
| INDIA | 5.2 | 3.8 | 3.5 | 3.0 | 2.7 | 2.3 | 2.2 | 2.5 | 3.2 | 3.0 | 2.6 | 2.5 | 2.3 | 2.3 |
| INDONESIA | 3.2 | 4.4 | 14.2 | 13.4 | 9.5 | 10.7 | 10.8 | 7.4 | 7.9 | 6.6 | 5.3 | 3.8 | 3.1 | 2.6 |
| ISRAEL | 2.6 | 2.3 | 2.0 | 2.1 | 1.8 | 1.8 | 2.1 | 1.9 | 1.8 | 2.0 | 2.3 | 2.5 | 2.3 | 2.3 |
| MALAYSIA | 4.7 | 3.8 | 4.9 | 5.1 | 5.4 | 5.2 | 3.8 | 3.2 | 3.1 | 3.1 | 2.5 | 2.6 | 2.6 | 2.9 |
| MEXICO | 21.5 | 20.4 | 19.6 | 18.0 | 21.7 | 24.9 | 23.6 | 25.9 | 24.0 | 20.6 | 21.0 | 18.1 | 17.5 | 17.7 |
| PHILIPPINES | 8.3 | 5.9 | 4.8 | 4.1 | 3.9 | 3.7 | 3.6 | 3.2 | 3.0 | 2.9 | 2.5 | 2.2 | 2.1 | 2.1 |
| SINGAPORE | 1.4 | 4.1 | 3.4 | 3.3 | 3.7 | 3.8 | 3.7 | 3.7 | 4.1 | 4.6 | 4.8 | 5.0 | 5.4 | 6.1 |
| SOUTH KOREA | 6.5 | 8.6 | 9.2 | 11.2 | 10.5 | 8.6 | 9.2 | 9.9 | 10.8 | 11.3 | 11.6 | 13.9 | 15.3 | 15.9 |
| TAIWAN | 9.7 | 15.8 | 12.4 | 14.1 | 15.5 | 14.3 | 14.5 | 15.8 | 17.1 | 18.2 | 19.3 | 21.9 | 22.5 | 19.7 |
| THAILAND | 1.7 | 1.2 | 1.3 | 1.3 | 1.5 | 1.6 | 1.7 | 1.5 | 1.4 | 1.6 | 1.6 | 1.9 | 2.0 | 2.5 |
| TURKEY | 1.2 | 1.1 | 0.9 | 0.5 | 0.5 | 0.3 | 0.4 | 0.4 | 0.4 | 0.5 | 0.7 | 0.7 | 0.7 | 0.8 |
| YUGOSLAVIA | 1.7 | 1.5 | 1.6 | 1.2 | 0.9 | 0.8 | 0.7 | 0.6 | 0.5 | 0.5 | 0.6 | 0.7 | 0.7 | 0.6 |

TABLE 1.46: USA 'S EXPORTS TO THE NICS = 100%

| PARTNER | 1970 | 1973 | 1975 | 1977 | 1979 | 1980 | 1981 | 1982 | 1983 | 1984 | 1985 | 1986 | 1987 | 1988 |
|---|---|---|---|---|---|---|---|---|---|---|---|---|---|---|
| NICS I | 24.9 | 29.0 | 25.5 | 32.4 | 32.1 | 28.5 | 28.3 | 33.5 | 39.1 | 37.0 | 34.7 | 36.6 | 39.2 | 40.7 |
| NICS II | 63.4 | 58.2 | 62.6 | 59.1 | 57.3 | 57.5 | 58.8 | 51.8 | 47.6 | 50.3 | 51.6 | 51.4 | 50.4 | 47.7 |
| NICS II A | 8.1 | 6.9 | 7.7 | 9.5 | 9.4 | 8.8 | 8.1 | 9.9 | 10.5 | 9.9 | 7.6 | 8.3 | 8.8 | 7.5 |
| NICS II M | 14.5 | 11.2 | 12.0 | 10.6 | 7.8 | 5.3 | 5.5 | 6.4 | 7.2 | 7.5 | 7.7 | 7.1 | 6.9 | 6.1 |
| NICS II LA | 40.8 | 40.1 | 42.9 | 38.9 | 40.0 | 43.4 | 45.1 | 35.4 | 29.7 | 32.7 | 36.2 | 35.8 | 34.6 | 34.1 |
| NICS III | 11.5 | 12.6 | 11.8 | 8.4 | 10.5 | 13.8 | 12.8 | 14.5 | 13.2 | 12.5 | 13.5 | 11.8 | 10.2 | 11.5 |
| ARGENTINA | 6.0 | 3.4 | 3.0 | 3.5 | 4.8 | 4.9 | 4.1 | 2.8 | 2.2 | 1.9 | 1.5 | 1.9 | 1.9 | 1.3 |
| BRAZIL | 11.5 | 14.5 | 14.9 | 11.9 | 9.2 | 8.7 | 7.2 | 7.6 | 6.1 | 5.6 | 6.6 | 8.1 | 7.0 | 5.6 |
| CHINA | 0.0 | 5.2 | 1.4 | 0.8 | 4.6 | 7.6 | 7.0 | 6.5 | 5.2 | 6.5 | 8.2 | 6.6 | 6.3 | 6.7 |
| HONG KONG | 5.5 | 5.5 | 3.8 | 6.1 | 5.4 | 5.1 | 4.8 | 5.1 | 5.8 | 6.2 | 5.6 | 6.1 | 6.8 | 6.6 |
| INDIA | 7.8 | 4.0 | 6.3 | 3.8 | 3.1 | 3.3 | 3.3 | 3.5 | 4.4 | 3.3 | 3.5 | 3.2 | 2.6 | 3.3 |
| INDONESIA | 3.6 | 3.3 | 3.9 | 3.7 | 2.6 | 2.8 | 2.4 | 4.3 | 3.5 | 2.6 | 1.6 | 1.9 | 1.3 | 1.4 |
| ISRAEL | 7.8 | 6.7 | 7.4 | 6.7 | 4.8 | 2.8 | 2.9 | 3.4 | 4.1 | 4.2 | 3.9 | 3.7 | 3.7 | 3.3 |
| MALAYSIA | 0.9 | 1.2 | 1.9 | 2.7 | 2.5 | 2.6 | 2.8 | 3.8 | 4.0 | 3.9 | 3.1 | 3.6 | 3.3 | 2.7 |
| MEXICO | 23.1 | 22.1 | 24.9 | 23.4 | 25.8 | 29.7 | 33.6 | 24.9 | 21.3 | 25.1 | 28.0 | 25.8 | 25.6 | 27.1 |
| PHILIPPINES | 5.1 | 3.7 | 4.0 | 4.2 | 4.2 | 4.0 | 3.3 | 4.1 | 4.3 | 3.7 | 2.9 | 2.8 | 2.8 | 2.4 |
| SINGAPORE | 3.3 | 5.2 | 4.8 | 5.7 | 6.3 | 5.9 | 5.7 | 7.0 | 8.8 | 7.8 | 7.2 | 7.0 | 7.0 | 7.3 |
| SOUTH KOREA | 8.8 | 9.4 | 8.6 | 11.6 | 11.4 | 8.9 | 9.7 | 12.0 | 13.8 | 12.7 | 12.3 | 12.5 | 13.6 | 14.1 |
| TAIWAN | 7.2 | 8.9 | 8.1 | 8.8 | 8.8 | 8.4 | 8.0 | 9.2 | 10.4 | 10.2 | 9.4 | 10.9 | 11.7 | 12.5 |
| THAILAND | 2.0 | 1.9 | 1.7 | 2.5 | 2.6 | 2.2 | 1.9 | 1.9 | 2.1 | 2.2 | 1.5 | 1.8 | 2.6 | 2.2 |
| TURKEY | 4.3 | 2.6 | 2.9 | 2.0 | 0.9 | 0.9 | 1.3 | 1.8 | 1.7 | 2.3 | 2.4 | 2.2 | 2.3 | 2.1 |
| YUGOSLAVIA | 2.3 | 1.7 | 1.6 | 1.7 | 2.0 | 1.5 | 1.2 | 1.1 | 1.3 | 0.9 | 1.2 | 1.1 | 0.8 | 0.7 |

TABLE 1.47: JAPAN 'S IMPORTS FROM THE NICS = 100%

| | | | | | | | | | | | | | | |
|---|---|---|---|---|---|---|---|---|---|---|---|---|---|---|
| NICS I | 20.2 | 30.1 | 23.6 | 29.0 | 27.1 | 20.7 | 22.7 | 22.6 | 23.4 | 24.9 | 25.4 | 33.3 | 38.5 | 40.4 |
| NICS II | 40.2 | 26.0 | 28.2 | 22.7 | 29.1 | 27.1 | 24.8 | 26.0 | 28.4 | 29.6 | 28.6 | 28.6 | 25.8 | 25.1 |
| NICS II A | 22.2 | 14.1 | 15.7 | 10.7 | 20.5 | 18.4 | 15.2 | 15.5 | 15.7 | 17.1 | 17.0 | 17.2 | 16.2 | 15.2 |
| NICS II M | 1.8 | 1.5 | 1.2 | 1.0 | 0.9 | 0.8 | 0.7 | 0.6 | 0.7 | 0.7 | 0.8 | 1.2 | 1.4 | 1.8 |
| NICS II LA | 16.1 | 10.4 | 11.2 | 10.9 | 7.6 | 7.8 | 8.8 | 9.8 | 11.8 | 11.8 | 10.7 | 10.1 | 8.1 | 8.1 |
| NICS III | 39.4 | 43.7 | 48.0 | 48.1 | 43.6 | 52.1 | 52.4 | 51.3 | 48.1 | 45.4 | 45.9 | 38.0 | 35.6 | 34.3 |
| ARGENTINA | 4.7 | 1.9 | 1.8 | 2.7 | 1.8 | 0.8 | 0.7 | 1.1 | 1.5 | 1.2 | 1.1 | 1.3 | 0.6 | 0.8 |
| BRAZIL | 6.7 | 5.2 | 7.5 | 6.2 | 4.2 | 4.3 | 4.2 | 4.4 | 4.8 | 4.9 | 4.7 | 4.9 | 4.1 | 4.7 |
| CHINA | 7.8 | 11.2 | 13.1 | 10.1 | 10.0 | 12.1 | 14.1 | 14.8 | 14.7 | 14.8 | 16.7 | 15.0 | 15.1 | 16.0 |
| HONG KONG | 2.8 | 3.2 | 2.1 | 2.2 | 2.2 | 1.6 | 1.7 | 1.7 | 1.9 | 2.0 | 1.9 | 2.8 | 3.1 | 3.4 |
| INDIA | 12.0 | 6.7 | 5.6 | 5.2 | 3.5 | 2.8 | 2.8 | 3.1 | 3.2 | 2.8 | 3.0 | 3.4 | 3.1 | 2.9 |
| INDONESIA | 19.6 | 25.7 | 29.3 | 32.7 | 30.0 | 37.1 | 35.5 | 33.3 | 30.1 | 27.8 | 26.1 | 19.5 | 17.3 | 15.4 |
| ISRAEL | 0.8 | 0.9 | 0.7 | 0.6 | 0.6 | 0.6 | 0.5 | 0.5 | 0.5 | 0.4 | 0.5 | 0.8 | 0.9 | 1.1 |
| MALAYSIA | 0.0 | 0.0 | 0.0 | 0.0 | 11.1 | 9.7 | 7.8 | 8.3 | 9.0 | 10.9 | 11.1 | 10.2 | 9.8 | 7.6 |
| MEXICO | 4.6 | 3.2 | 1.8 | 1.9 | 1.6 | 2.6 | 3.8 | 4.2 | 5.4 | 5.6 | 4.8 | 3.8 | 3.3 | 2.5 |
| PHILIPPINES | 16.4 | 9.5 | 9.5 | 5.8 | 5.4 | 5.4 | 4.6 | 4.2 | 3.7 | 3.5 | 3.2 | 3.2 | 2.7 | 3.1 |
| SINGAPORE | 2.6 | 2.5 | 3.4 | 4.5 | 5.0 | 4.2 | 5.1 | 5.0 | 4.2 | 4.3 | 4.0 | 3.8 | 4.1 | 3.7 |
| SOUTH KOREA | 7.0 | 14.0 | 11.2 | 13.8 | 11.4 | 8.4 | 9.0 | 9.0 | 9.7 | 10.4 | 10.5 | 14.1 | 16.5 | 19.1 |
| TAIWAN | 7.7 | 10.3 | 6.9 | 8.4 | 8.4 | 6.4 | 6.7 | 6.7 | 7.5 | 7.9 | 8.7 | 12.5 | 14.6 | 14.1 |
| THAILAND | 5.8 | 4.5 | 6.1 | 4.9 | 3.9 | 3.1 | 2.8 | 2.8 | 2.9 | 2.5 | 2.6 | 3.7 | 3.6 | 4.4 |
| TURKEY | 0.8 | 0.3 | 0.3 | 0.2 | 0.1 | 0.1 | 0.1 | 0.1 | 0.1 | 0.1 | 0.1 | 0.2 | 0.3 | 0.4 |
| YUGOSLAVIA | 0.0 | 0.3 | 0.1 | 0.1 | 0.0 | 0.1 | 0.0 | 0.0 | 0.0 | 0.1 | 0.1 | 0.0 | 0.0 | 0.2 |

TABLE 1.48: JAPAN 'S EXPORTS TO THE NICS = 100%

| | | | | | | | | | | | | | | |
|---|---|---|---|---|---|---|---|---|---|---|---|---|---|---|
| NICS I | 53.2 | 52.6 | 45.0 | 54.9 | 54.2 | 50.3 | 49.3 | 50.0 | 52.1 | 54.5 | 48.5 | 56.7 | 62.6 | 63.4 |
| NICS II | 26.8 | 25.3 | 25.4 | 23.2 | 24.5 | 24.7 | 25.9 | 24.6 | 23.0 | 19.7 | 16.4 | 15.5 | 16.3 | 17.9 |
| NICS II A | 18.1 | 12.8 | 12.8 | 12.6 | 15.5 | 14.8 | 15.6 | 17.0 | 17.5 | 14.2 | 11.0 | 9.1 | 10.4 | 12.7 |
| NICS II M | 1.5 | 2.3 | 2.0 | 2.4 | 1.1 | 1.1 | 1.1 | 1.2 | 1.3 | 1.1 | 1.4 | 1.9 | 1.5 | 1.2 |
| NICS II LA | 7.1 | 10.1 | 10.5 | 8.1 | 7.8 | 8.7 | 9.1 | 6.2 | 4.0 | 4.3 | 3.9 | 4.4 | 4.3 | 3.9 |
| NICS III | 19.8 | 21.9 | 29.5 | 21.8 | 21.1 | 24.8 | 24.7 | 25.2 | 24.8 | 25.6 | 34.9 | 27.6 | 21.0 | 18.6 |
| ARGENTINA | 1.9 | 2.4 | 2.3 | 1.5 | 1.5 | 2.6 | 1.8 | 0.7 | 0.7 | 0.8 | 0.4 | 0.6 | 0.7 | 0.3 |
| BRAZIL | 3.3 | 5.8 | 5.9 | 4.3 | 3.6 | 2.9 | 3.2 | 2.8 | 1.8 | 1.4 | 1.3 | 1.8 | 1.4 | 1.2 |
| CHINA | 11.4 | 10.0 | 14.5 | 9.9 | 11.8 | 13.3 | 12.0 | 9.6 | 12.3 | 16.1 | 26.8 | 18.6 | 13.1 | 12.0 |
| HONG KONG | 14.1 | 10.7 | 8.9 | 11.9 | 11.7 | 12.4 | 12.5 | 12.9 | 13.2 | 14.7 | 14.0 | 13.5 | 14.1 | 14.9 |
| INDIA | 2.0 | 3.2 | 3.0 | 2.5 | 2.4 | 2.4 | 2.8 | 3.8 | 3.5 | 2.6 | 3.4 | 3.9 | 3.1 | 2.6 |
| INDONESIA | 6.3 | 8.6 | 11.9 | 9.2 | 6.8 | 9.1 | 9.7 | 11.7 | 8.9 | 6.8 | 4.6 | 5.0 | 4.7 | 3.8 |
| ISRAEL | 0.4 | 0.5 | 0.4 | 0.4 | 0.4 | 0.2 | 0.3 | 0.5 | 0.6 | 0.3 | 0.3 | 0.5 | 0.5 | 0.5 |
| MALAYSIA | 0.0 | 0.0 | 0.0 | 0.0 | 4.8 | 5.4 | 5.7 | 6.8 | 6.9 | 6.4 | 4.6 | 3.2 | 3.4 | 3.9 |
| MEXICO | 1.8 | 1.8 | 2.2 | 2.3 | 2.6 | 3.2 | 4.0 | 2.6 | 1.4 | 1.9 | 2.1 | 1.9 | 2.2 | 2.2 |
| PHILIPPINES | 9.1 | 5.9 | 6.6 | 5.6 | 5.1 | 4.4 | 4.5 | 4.9 | 4.3 | 2.4 | 2.0 | 2.0 | 2.2 | 2.2 |
| SINGAPORE | 8.5 | 8.9 | 9.8 | 8.8 | 8.5 | 10.1 | 10.5 | 11.9 | 11.0 | 10.2 | 8.2 | 8.5 | 9.4 | 10.5 |
| SOUTH KOREA | 16.4 | 17.1 | 14.5 | 20.9 | 20.0 | 14.1 | 13.4 | 13.4 | 15.0 | 16.1 | 15.3 | 19.8 | 21.0 | 19.6 |
| TAIWAN | 14.1 | 15.8 | 11.7 | 13.1 | 13.9 | 13.5 | 12.8 | 11.7 | 12.7 | 13.4 | 10.8 | 14.8 | 17.9 | 18.3 |
| THAILAND | 9.0 | 6.9 | 6.1 | 6.9 | 5.4 | 5.0 | 5.3 | 5.2 | 6.2 | 5.4 | 4.3 | 3.8 | 4.7 | 6.5 |
| TURKEY | 0.3 | 1.2 | 0.8 | 1.2 | 0.3 | 0.5 | 0.5 | 0.5 | 0.6 | 0.6 | 0.9 | 1.2 | 0.9 | 0.5 |
| YUGOSLAVIA | 0.8 | 0.4 | 0.6 | 0.7 | 0.3 | 0.3 | 0.1 | 0.1 | 0.1 | 0.0 | 0.1 | 0.1 | 0.1 | 0.1 |

TABLE 1.49: IMPORTS OF SITC TOTAL VALUE IN MILLIONS OF ECU

PARTNER

1970

| REPORTER | EUR12 | USA | JAPAN | NICS | NICSI | NICSII | NICSIIA | NICSIIM | NICSIILA | DCS | NIDCS | WORLD |
|---|---|---|---|---|---|---|---|---|---|---|---|---|
| NICS I | 1127 | 1232 | 1977 | 1398 | 403 | 308 | 224 | 37 | 46 | 4771 | 600 | 7349 |
| NICS II | 5217 | 4228 | 1575 | 1219 | 302 | 639 | 96 | 55 | 489 | 12560 | 1283 | 16109 |
| NICS II A | 818 | 668 | 1100 | 575 | 263 | 87 | 64 | 5 | 18 | 2923 | 312 | 3904 |
| NICS II M | 2491 | 654 | 125 | 166 | 7 | 111 | 15 | 42 | 53 | 3895 | 296 | 5211 |
| NICS II LA | 1909 | 2906 | 350 | 478 | 32 | 441 | 16 | 7 | 418 | 5742 | 675 | 6994 |
| ARGENTINA | 558 | 420 | 86 | 225 | 10 | 212 | 10 | 2 | 200 | 1216 | 219 | 1689 |
| BRAZIL | 857 | 918 | 178 | 207 | 9 | 198 | 6 | 4 | 188 | 2184 | 393 | 2845 |
| HONG KONG | 532 | 382 | 691 | 862 | 220 | 129 | 65 | 26 | 38 | 1805 | 156 | 2905 |
| ISRAEL | 694 | 322 | 62 | 46 | 5 | 40 | 1 | 18 | 20 | 1225 | 35 | 1451 |
| MALAYSIA | 328 | 120 | 245 | 384 | 164 | 57 | 52 | 3 | 2 | 824 | 160 | 1401 |
| MEXICO | 494 | 1567 | 86 | 46 | 13 | 32 | * | 1 | 30 | 2343 | 63 | 2461 |
| PHILIPPINES | 197 | 355 | 369 | 71 | 33 | 6 | * | 1 | 5 | 1028 | 81 | 1210 |
| SINGAPORE | 386 | 266 | 476 | 336 | 116 | 72 | 58 | 7 | 7 | 1315 | 318 | 2461 |
| SOUTH KOREA | 209 | 584 | 809 | 200 | 67 | 107 | 101 | 4 | 1 | 1651 | 127 | 1983 |
| TAIWAN | 129 | 365 | 654 | 202 | 48 | 136 | 91 | 2 | 43 | 1236 | 83 | 1528 |
| THAILAND | 293 | 193 | 486 | 119 | 66 | 24 | 12 | 2 | 11 | 1071 | 71 | 1293 |
| TURKEY | 403 | 172 | 25 | 11 | 1 | 8 | 1 | 5 | 3 | 697 | 63 | 886 |
| YUGOSLAVIA | 1393 | 160 | 38 | 109 | 1 | 63 | 13 | 19 | 30 | 1973 | 197 | 2874 |

1975

| REPORTER | EUR12 | USA | JAPAN | NICS | NICSI | NICSII | NICSIIA | NICSIIM | NICSIILA | DCS | NIDCS | WORLD |
|---|---|---|---|---|---|---|---|---|---|---|---|---|
| NICS I | 2005 | 3152 | 4157 | 3485 | 1249 | 659 | 496 | 87 | 76 | 10405 | 2871 | 17661 |
| NICS II | 11874 | 9301 | 4248 | 2660 | 769 | 1437 | 250 | 114 | 1073 | 28857 | 6545 | 40790 |
| NICS II A | 1416 | 1344 | 2227 | 1256 | 638 | 268 | 202 | 26 | 40 | 5736 | 1358 | 8431 |
| NICS II M | 5878 | 1460 | 384 | 391 | 53 | 255 | 34 | 61 | 160 | 8985 | 1452 | 13158 |
| NICS II LA | 4580 | 6497 | 1638 | 1014 | 77 | 914 | 14 | 27 | 872 | 14136 | 3735 | 19201 |
| ARGENTINA | 901 | 513 | 393 | 374 | 23 | 344 | 7 | 4 | 332 | 2106 | 577 | 3144 |
| BRAZIL | 2784 | 2694 | 1001 | 369 | 46 | 317 | 4 | 19 | 294 | 7303 | 2946 | 10820 |
| HONG KONG | 714 | 637 | 1125 | 2218 | 772 | 293 | 180 | 68 | 45 | 2828 | 255 | 5384 |
| ISRAEL | 1433 | 798 | 71 | 112 | 25 | 83 | 1 | 15 | 66 | 2553 | 41 | 3325 |
| MALAYSIA | 577 | 300 | 564 | 713 | 358 | 137 | 124 | 2 | 10 | 1782 | 301 | 2809 |
| MEXICO | 895 | 3290 | 243 | 271 | 9 | 253 | 3 | 4 | 246 | 4727 | 213 | 5237 |
| PHILIPPINES | 387 | 668 | 838 | 320 | 119 | 98 | 73 | 6 | 19 | 2143 | 535 | 3009 |
| SINGAPORE | 853 | 1017 | 1095 | 798 | 322 | 201 | 160 | 15 | 26 | 3368 | 1530 | 6483 |
| SOUTH KOREA | 438 | 1498 | 1938 | 468 | 156 | 165 | 156 | 4 | 5 | 4209 | 1086 | 5794 |
| THAILAND | 452 | 376 | 824 | 223 | 161 | 33 | 4 | 18 | 11 | 1811 | 522 | 2613 |
| TURKEY | 1830 | 329 | 168 | 96 | 16 | 53 | 12 | 26 | 16 | 2713 | 692 | 3698 |
| YUGOSLAVIA | 2616 | 333 | 145 | 183 | 12 | 119 | 21 | 20 | 78 | 3720 | 719 | 6135 |

1979

| REPORTER | EUR12 | USA | JAPAN | NICS | NICSI | NICSII | NICSIIA | NICSIIM | NICSIILA | DCS | NIDCS | WORLD |
|---|---|---|---|---|---|---|---|---|---|---|---|---|
| NICS I | 4746 | 6605 | 9703 | 9639 | 2959 | 3501 | 3051 | 237 | 213 | 23493 | 5944 | 39583 |
| NICS II | 15888 | 14190 | 5686 | 5823 | 2054 | 2759 | 570 | 182 | 2006 | 40772 | 11125 | 62546 |
| NICS II A | 2413 | 2733 | 3669 | 3060 | 1721 | 584 | 433 | 30 | 121 | 10092 | 2148 | 15510 |
| NICS II M | 7562 | 2090 | 385 | 587 | 113 | 328 | 34 | 116 | 178 | 12192 | 2087 | 18997 |
| NICS II LA | 5913 | 9366 | 1632 | 2175 | 219 | 1846 | 103 | 36 | 1707 | 18488 | 6890 | 28039 |
| ARGENTINA | 1498 | 1016 | 256 | 609 | 76 | 523 | 5 | 15 | 503 | 3142 | 950 | 4810 |
| BRAZIL | 2699 | 2601 | 848 | 1202 | 119 | 1008 | 86 | 15 | 907 | 6946 | 5706 | 14182 |
| HONG KONG | 1747 | 1487 | 2772 | 4881 | 1921 | 639 | 427 | 151 | 61 | 6820 | 362 | 12317 |
| ISRAEL | 2017 | 1070 | 122 | 176 | 49 | 115 | 6 | 20 | 89 | 3973 | 56 | 5353 |
| MALAYSIA | 994 | 840 | 1259 | 1399 | 824 | 299 | 252 | 8 | 39 | 3669 | 493 | 5631 |
| MEXICO | 1715 | 5749 | 528 | 365 | 25 | 316 | 12 | 7 | 297 | 8401 | 234 | 9047 |
| PHILIPPINES | 663 | 1088 | 1086 | 752 | 377 | 138 | 75 | 4 | 58 | 3174 | 794 | 4753 |
| SINGAPORE | 1451 | 1815 | 2160 | 3420 | 742 | 2310 | 2196 | 48 | 66 | 6087 | 3060 | 12677 |
| SOUTH KOREA | 1548 | 3302 | 4771 | 1338 | 296 | 552 | 429 | 38 | 86 | 10586 | 2521 | 14588 |
| THAILAND | 756 | 805 | 1325 | 909 | 521 | 148 | 106 | 18 | 23 | 3249 | 861 | 5126 |
| TURKEY | 1329 | 258 | 159 | 158 | 58 | 99 | 7 | 65 | 26 | 2114 | 829 | 3555 |
| YUGOSLAVIA | 4216 | 762 | 104 | 253 | 7 | 115 | 21 | 31 | 63 | 6104 | 1202 | 10089 |

1981

| REPORTER | EUR12 | USA | JAPAN | NICS | NICSI | NICSII | NICSIIA | NICSIIM | NICSIILA | DCS | NIDCS | WORLD |
|---|---|---|---|---|---|---|---|---|---|---|---|---|
| NICS I | 6757 | 10763 | 15369 | 18053 | 6175 | 5750 | 5168 | 234 | 349 | 36950 | 13273 | 69710 |
| NICS II | 22449 | 27036 | 9882 | 10975 | 4021 | 4901 | 1025 | 248 | 3629 | 67083 | 21344 | 107687 |
| NICS II A | 3411 | 4422 | 6099 | 5826 | 3444 | 1237 | 883 | 33 | 321 | 15989 | 4567 | 26755 |
| NICS II M | 9902 | 2822 | 448 | 725 | 112 | 492 | 68 | 149 | 276 | 15915 | 5145 | 28959 |
| NICS II LA | 9136 | 19792 | 3334 | 4425 | 465 | 3172 | 73 | 66 | 3032 | 35179 | 11632 | 51973 |
| ARGENTINA | 2485 | 1865 | 860 | 1166 | 268 | 873 | 1 | 17 | 855 | 5833 | 1248 | 8399 |
| BRAZIL | 3045 | 3501 | 1228 | 2096 | 76 | 1393 | 52 | 33 | 1308 | 8997 | 9998 | 21440 |
| HONG KONG | 2571 | 2293 | 5102 | 10099 | 4269 | 926 | 648 | 180 | 98 | 11074 | 446 | 21973 |
| ISRAEL | 2488 | 1451 | 114 | 247 | 75 | 158 | 8 | 36 | 115 | 4742 | 45 | 7031 |
| MALAYSIA | 1440 | 1489 | 2518 | 2716 | 1846 | 487 | 437 | 6 | 45 | 6435 | 989 | 10249 |
| MEXICO | 3606 | 14427 | 1246 | 1163 | 120 | 905 | 20 | 16 | 869 | 20350 | 386 | 22135 |
| PHILIPPINES | 790 | 1727 | 1433 | 1392 | 598 | 391 | 188 | 6 | 197 | 4436 | 1704 | 7550 |
| SINGAPORE | 2434 | 3101 | 4619 | 5755 | 1277 | 3673 | 3555 | 37 | 80 | 11335 | 7302 | 24556 |
| SOUTH KOREA | 1752 | 5369 | 5648 | 2199 | 629 | 1151 | 965 | 16 | 170 | 14541 | 5524 | 23181 |
| THAILAND | 1181 | 1206 | 2149 | 1718 | 1000 | 359 | 259 | 21 | 79 | 5117 | 1873 | 8955 |
| TURKEY | 2300 | 515 | 182 | 169 | 32 | 133 | 20 | 59 | 54 | 3752 | 3217 | 7895 |
| YUGOSLAVIA | 5114 | 855 | 152 | 308 | 5 | 201 | 40 | 54 | 107 | 7420 | 1884 | 14034 |

1983

| REPORTER | EUR12 | USA | JAPAN | NICS | NICSI | NICSII | NICSIIA | NICSIIM | NICSIILA | DCS | NIDCS | WORLD |
|---|---|---|---|---|---|---|---|---|---|---|---|---|
| NICS I | 8847 | 14592 | 18640 | 24303 | 7239 | 8175 | 7150 | 214 | 811 | 46976 | 13444 | 86910 |
| NICS II | 20730 | 21553 | 10559 | 12810 | 5786 | 4935 | 1704 | 255 | 2976 | 60018 | 20670 | 102920 |
| NICS II A | 4662 | 5868 | 8353 | 8607 | 5375 | 1968 | 1499 | 49 | 420 | 21289 | 4661 | 34929 |
| NICS II M | 10746 | 3367 | 7[illegible]8 | 791 | 137 | 551 | 103 | 176 | 272 | 17482 | 6267 | 32397 |
| NICS II LA | 5322 | 12318 | 1498 | 3413 | 274 | 2416 | 102 | 30 | 2284 | 21247 | 9742 | 35595 |
| ARGENTINA | 1361 | 1094 | 341 | 913 | 74 | 831 | 1 | 14 | 817 | 3146 | 823 | 4997 |
| BRAZIL | 2330 | 2901 | 685 | 2077 | 74 | 1341 | 73 | 10 | 1258 | 7143 | 8730 | 18620 |
| HONG KONG | 3098 | 2917 | 6123 | 12131 | 4248 | 1059 | 745 | 154 | 160 | 13478 | 574 | 26635 |
| ISRAEL | 3977 | 1824 | 304 | 309 | 101 | 180 | 17 | 54 | 109 | 7059 | 66 | 9430 |
| MALAYSIA | 2098 | 2369 | 3711 | 4115 | 2894 | 710 | 614 | 14 | 82 | 9350 | 1105 | 14676 |
| MEXICO | 1631 | 8322 | 473 | 423 | 127 | 244 | 28 | 7 | 209 | 10958 | 189 | 11978 |
| PHILIPPINES | 1076 | 2062 | 1520 | 1871 | 1052 | 467 | 254 | 9 | 205 | 5151 | 1784 | 8850 |
| SINGAPORE | 3298 | 4728 | 5630 | 8701 | 1981 | 5418 | 5238 | 52 | 127 | 14951 | 7277 | 31238 |
| SOUTH KOREA | 2451 | 6948 | 6887 | 3471 | 1010 | 1698 | 1166 | 9 | 523 | 18547 | 5592 | 29036 |
| THAILAND | 1488 | 1437 | 3122 | 2621 | 1429 | 791 | 632 | 27 | 133 | 6788 | 1772 | 11403 |
| TURKEY | 2605 | 681 | 312 | 226 | 29 | 183 | 52 | 63 | 68 | 4259 | 4133 | 9483 |
| YUGOSLAVIA | 4164 | 861 | 92 | 256 | 7 | 187 | 33 | 59 | 95 | 6164 | 2068 | 13484 |

1984

| REPORTER | EUR12 | USA | JAPAN | NICS | NICSI | NICSII | NICSIIA | NICSIIM | NICSIILA | DCS | NIDCS | WORLD |
|---|---|---|---|---|---|---|---|---|---|---|---|---|
| NICS I | 11347 | 17931 | 24768 | 32919 | 9895 | 10294 | 8995 | 253 | 1047 | 60887 | 14143 | 111162 |
| NICS II | 24232 | 28164 | 12281 | 16288 | 6829 | 6894 | 2439 | 348 | 4106 | 72921 | 22166 | 121618 |
| NICS II A | 4937 | 6858 | 9351 | 10735 | 6257 | 2645 | 2116 | 57 | 472 | 23801 | 4176 | 39102 |
| NICS II M | 13179 | 4364 | 854 | 982 | 116 | 765 | 166 | 229 | 369 | 21497 | 8177 | 39168 |
| NICS II LA | 6116 | 16942 | 2076 | 4571 | 456 | 3483 | 157 | 62 | 3265 | 27624 | 9814 | 43349 |
| ARGENTINA | 1425 | 1072 | 476 | 1286 | 110 | 1166 | * | 14 | 1151 | 3379 | 975 | 5802 |
| BRAZIL | 2434 | 3196 | 770 | 2335 | 80 | 1703 | 126 | 33 | 1544 | 7656 | 8570 | 19248 |
| HONG KONG | 4058 | 3950 | 8517 | 16749 | 5967 | 1352 | 918 | 194 | 241 | 18185 | 596 | 36155 |
| ISRAEL | 4459 | 2235 | 241 | 282 | 81 | 182 | 16 | 38 | 128 | 7861 | 67 | 10490 |
| MALAYSIA | 2359 | 2873 | 4667 | 5188 | 3412 | 1060 | 909 | 18 | 133 | 11310 | 1015 | 17659 |
| MEXICO | 2257 | 12673 | 830 | 950 | 265 | 615 | 30 | 15 | 569 | 16589 | 269 | 18298 |
| PHILIPPINES | 912 | 2202 | 1098 | 2095 | 890 | 641 | 534 | 7 | 101 | 4636 | 1381 | 8131 |
| SINGAPORE | 3758 | 5298 | 6615 | 11108 | 2415 | 6701 | 6493 | 57 | 151 | 17542 | 7274 | 36267 |
| SOUTH KOREA | 3531 | 8683 | 9636 | 5061 | 1513 | 2241 | 1584 | 2 | 655 | 25161 | 6273 | 38739 |
| THAILAND | 1666 | 1783 | 3586 | 3452 | 1954 | 944 | 673 | 32 | 239 | 7855 | 1780 | 13312 |
| TURKEY | 4113 | 1343 | 510 | 377 | 28 | 322 | 87 | 126 | 109 | 6919 | 4944 | 13495 |
| YUGOSLAVIA | 4607 | 786 | 103 | 322 | 7 | 260 | 64 | 65 | 132 | 6717 | 3166 | 15182 |

1985

| REPORTER | EUR12 | USA | JAPAN | NICS | NICSI | NICSII | NICSIIA | NICSIIM | NICSIILA | DCS | NIDCS | WORLD |
|---|---|---|---|---|---|---|---|---|---|---|---|---|
| NICS I | 12254 | 17079 | 24395 | 34987 | 10445 | 9996 | 8721 | 418 | 857 | 60954 | 12977 | 112761 |
| NICS II | 25944 | 29437 | 11239 | 16012 | 6796 | 6555 | 2574 | 460 | 3520 | 75074 | 20223 | 120843 |
| NICS II A | 4667 | 5619 | 7951 | 10591 | 6251 | 2637 | 2230 | 68 | 338 | 20871 | 3469 | 35273 |
| NICS II M | 14706 | 4672 | 1056 | 1356 | 189 | 987 | 224 | 310 | 453 | 23697 | 7987 | 41094 |
| NICS II LA | 6571 | 19146 | 2232 | 4066 | 356 | 2931 | 120 | 82 | 2729 | 30507 | 8768 | 44476 |
| ARGENTINA | 1386 | 901 | 344 | 955 | 61 | 886 | 1 | 15 | 871 | 2992 | 852 | 4946 |
| BRAZIL | 2720 | 3663 | 795 | 2091 | 116 | 1317 | 97 | 44 | 1176 | 8410 | 7554 | 18583 |
| HONG KONG | 4443 | 3504 | 8843 | 18221 | 6709 | 1332 | 873 | 223 | 236 | 18591 | 674 | 38361 |
| ISRAEL | 4776 | 2171 | 241 | 259 | 85 | 157 | 26 | 31 | 100 | 8229 | 60 | 10614 |
| MALAYSIA | 2295 | 2470 | 3760 | 5314 | 3634 | 1029 | 885 | 18 | 126 | 9960 | 856 | 16231 |
| MEXICO | 2464 | 14582 | 1093 | 1020 | 179 | 727 | 22 | 23 | 683 | 19104 | 362 | 20947 |
| PHILIPPINES | 598 | 1783 | 1015 | 2253 | 970 | 645 | 561 | 9 | 76 | 3840 | 930 | 7061 |
| SINGAPORE | 3849 | 5172 | 5794 | 11608 | 2319 | 6069 | 5856 | 91 | 123 | 16667 | 5502 | 34043 |
| SOUTH KOREA | 3961 | 8403 | 9757 | 5159 | 1416 | 2595 | 1993 | 104 | 498 | 25697 | 6802 | 40357 |
| THAILAND | 1773 | 1366 | 3176 | 3025 | 1647 | 963 | 785 | 41 | 137 | 7071 | 1684 | 11981 |
| TURKEY | 5048 | 1491 | 657 | 715 | 93 | 518 | 111 | 190 | 218 | 8247 | 4854 | 14707 |
| YUGOSLAVIA | 4882 | 1009 | 158 | 381 | 11 | 311 | 87 | 89 | 135 | 7222 | 3073 | 15774 |

1986

| REPORTER | EUR12 | USA | JAPAN | NICS | NICSI | NICSII | NICSIIA | NICSIIM | NICSIILA | DCS | NIDCS | WORLD |
|---|---|---|---|---|---|---|---|---|---|---|---|---|
| NICS I | 10389 | 13535 | 23476 | 30081 | 9246 | 7570 | 6584 | 293 | 693 | 53161 | 7821 | 93788 |
| NICS II | 23533 | 19056 | 8685 | 11878 | 5205 | 4752 | 1545 | 390 | 2818 | 58305 | 11381 | 88558 |
| NICS II A | 3583 | 4746 | 5634 | 7462 | 4638 | 1644 | 1281 | 50 | 313 | 15908 | 1963 | 25642 |
| NICS II M | 13528 | 3688 | 1157 | 1450 | 311 | 860 | 155 | 234 | 471 | 21318 | 4110 | 32840 |
| NICS II LA | 6423 | 10622 | 1894 | 2966 | 256 | 2248 | 109 | 106 | 2033 | 21080 | 5308 | 30076 |
| ARGENTINA | 1397 | 846 | 342 | 924 | 90 | 823 | 2 | 17 | 804 | 2880 | 859 | 4797 |
| BRAZIL | 3502 | 3543 | 994 | 1654 | 141 | 1101 | 97 | 43 | 961 | 9342 | 4275 | 15798 |
| HONG KONG | 4122 | 3026 | 7341 | 18326 | 5965 | 1272 | 876 | 246 | 150 | 16291 | 635 | 35918 |
| ISRAEL | 4962 | 1809 | 312 | 295 | 168 | 105 | 21 | 30 | 54 | 8163 | 68 | 9629 |
| MALAYSIA | 1573 | 2053 | 2249 | 3637 | 2452 | 665 | 564 | 6 | 95 | 6830 | 359 | 10899 |
| MEXICO | 1524 | 6233 | 558 | 388 | 25 | 324 | 11 | 46 | 268 | 8859 | 174 | 9481 |
| PHILIPPINES | 609 | 1362 | 939 | 1520 | 884 | 361 | 258 | 12 | 91 | 3271 | 656 | 5477 |
| SINGAPORE | 3010 | 3874 | 5122 | 8388 | 2258 | 4516 | 4387 | 40 | 89 | 13329 | 3889 | 25859 |
| SOUTH KOREA | 3257 | 6635 | 11013 | 3368 | 1023 | 1781 | 1320 | 8 | 453 | 23541 | 3296 | 32010 |
| THAILAND | 1400 | 1331 | 2445 | 2305 | 1302 | 619 | 460 | 31 | 128 | 5806 | 948 | 9267 |
| TURKEY | 4646 | 1195 | 695 | 694 | 121 | 441 | 90 | 155 | 196 | 7428 | 2181 | 11278 |
| YUGOSLAVIA | 3920 | 684 | 150 | 461 | 22 | 315 | 44 | 50 | 221 | 5727 | 1862 | 11933 |

TABLE 1.50: EXPORTS OF SITC TOTAL VALUE IN MILLIONS OF ECU

PARTNER

1970

| REPORTER | EUR12 | USA | JAPAN | NICS | NICSI | NICSII | NICSIIA | NICSIIM | NICSIILA | DCS | NIDCS | WORLD |
|---|---|---|---|---|---|---|---|---|---|---|---|---|
| NICS I | 840 | 1419 | 429 | 384 | 207 | 123 | 82 | 19 | 22 | 3043 | 511 | 4420 |
| NICS II | 4017 | 2730 | 1285 | 1538 | 776 | 637 | 109 | 111 | 417 | 8728 | 906 | 12192 |
| NICS II A | 569 | 754 | 908 | 836 | 654 | 121 | 86 | 20 | 15 | 2344 | 147 | 3432 |
| NICS II M | 1309 | 295 | 54 | 166 | 48 | 65 | 11 | 41 | 12 | 1950 | 237 | 3043 |
| NICS II LA | 2139 | 1682 | 323 | 535 | 74 | 451 | 13 | 49 | 389 | 4433 | 522 | 5717 |
| ARGENTINA | 946 | 159 | 109 | 193 | 11 | 175 | 2 | 19 | 155 | 1260 | 242 | 1773 |
| BRAZIL | 1087 | 676 | 145 | 304 | 58 | 243 | 9 | 28 | 206 | 2109 | 181 | 2739 |
| HONG KONG | 504 | 856 | 81 | 122 | 74 | 30 | 20 | 2 | 9 | 1666 | 198 | 2037 |
| ISRAEL | 324 | 149 | 32 | 71 | 44 | 27 | 8 | 12 | 6 | 587 | 65 | 776 |
| MALAYSIA | 343 | 219 | 309 | 560 | 450 | 71 | 44 | 14 | 14 | 960 | 70 | 1687 |
| MEXICO | 106 | 847 | 69 | 38 | 4 | 33 | 1 | 3 | 29 | 1064 | 99 | 1205 |
| PHILIPPINES | 91 | 442 | 419 | 78 | 70 | 6 | 3 | 1 | 1 | 965 | 15 | 1060 |
| SINGAPORE | 270 | 172 | 118 | 205 | 88 | 84 | 55 | 17 | 12 | 653 | 269 | 1554 |
| SOUTH KOREA | 66 | 390 | 230 | 57 | 46 | 8 | 7 | * | 1 | 724 | 44 | 830 |
| TAIWAN | 142 | 570 | 216 | 293 | 200 | 60 | 53 | * | 6 | 1007 | 125 | 1428 |
| THAILAND | 135 | 93 | 180 | 198 | 134 | 44 | 39 | 5 | * | 419 | 63 | 685 |
| TURKEY | 294 | 56 | 20 | 16 | 3 | 12 | * | 11 | * | 433 | 55 | 589 |
| YUGOSLAVIA | 691 | 90 | 2 | 79 | * | 27 | 3 | 18 | 6 | 931 | 117 | 1679 |

1975

| REPORTER | EUR12 | USA | JAPAN | NICS | NICSI | NICSII | NICSIIA | NICSIIM | NICSIILA | DCS | NIDCS | WORLD |
|---|---|---|---|---|---|---|---|---|---|---|---|---|
| NICS I | 2399 | 3002 | 1552 | 1333 | 781 | 411 | 302 | 53 | 56 | 8164 | 1566 | 12001 |
| NICS II | 6596 | 4471 | 2463 | 3133 | 1373 | 1328 | 180 | 279 | 869 | 14665 | 3229 | 24116 |
| NICS II A | 1321 | 1205 | 1589 | 1536 | 1157 | 185 | 134 | 36 | 16 | 4341 | 437 | 6554 |
| NICS II M | 1918 | 574 | 115 | 368 | 147 | 108 | 18 | 58 | 33 | 3044 | 775 | 5908 |
| NICS II LA | 3357 | 2693 | 759 | 1229 | 69 | 1034 | 28 | 185 | 821 | 7279 | 2016 | 11653 |
| ARGENTINA | 831 | 157 | 108 | 381 | 21 | 333 | 3 | 18 | 312 | 1133 | 461 | 2360 |
| BRAZIL | 2275 | 1066 | 535 | 664 | 45 | 560 | 24 | 128 | 408 | 4228 | 1305 | 6908 |
| HONG KONG | 1127 | 1179 | 154 | 262 | 145 | 88 | 73 | 5 | 10 | 2992 | 369 | 3675 |
| ISRAEL | 625 | 246 | 85 | 175 | 128 | 46 | 5 | 25 | 17 | 1119 | 156 | 1547 |
| MALAYSIA | 747 | 494 | 444 | 977 | 751 | 142 | 99 | 29 | 14 | 1804 | 148 | 3065 |
| MEXICO | 251 | 1470 | 115 | 184 | 4 | 141 | 1 | 39 | 101 | 1918 | 250 | 2385 |
| PHILIPPINES | 292 | 526 | 661 | 129 | 81 | 13 | 7 | 5 | 1 | 1533 | 96 | 1766 |
| SINGAPORE | 619 | 596 | 374 | 715 | 395 | 254 | 195 | 23 | 35 | 1972 | 746 | 4285 |
| SOUTH KOREA | 652 | 1226 | 1024 | 356 | 241 | 69 | 34 | 24 | 11 | 3200 | 450 | 4041 |
| THAILAND | 283 | 184 | 484 | 430 | 326 | 30 | 27 | 2 | 1 | 1005 | 193 | 1723 |
| TURKEY | 514 | 117 | 23 | 41 | 19 | 20 | 11 | 9 | * | 785 | 192 | 1116 |
| YUGOSLAVIA | 779 | 211 | 7 | 152 | * | 42 | 2 | 24 | 15 | 1141 | 427 | 3245 |

1979

| REPORTER | EUR12 | USA | JAPAN | NICS | NICSI | NICSII | NICSIIA | NICSIIM | NICSIILA | DCS | NIDCS | WORLD |
|---|---|---|---|---|---|---|---|---|---|---|---|---|
| NICS I | 5675 | 7227 | 3753 | 5421 | 1975 | 2829 | 2480 | 116 | 233 | 18905 | 4086 | 28998 |
| NICS II | 13296 | 10701 | 4829 | 7054 | 3145 | 2771 | 513 | 527 | 1731 | 30930 | 5263 | 47680 |
| NICS II A | 3068 | 2792 | 3528 | 3851 | 2685 | 573 | 418 | 49 | 106 | 9959 | 759 | 14989 |
| NICS II M | 3689 | 894 | 195 | 514 | 257 | 176 | 26 | 111 | 39 | 5530 | 1110 | 9785 |
| NICS II LA | 6538 | 7014 | 1105 | 2688 | 202 | 2022 | 70 | 367 | 1585 | 15442 | 3395 | 22906 |
| ARGENTINA | 2225 | 417 | 284 | 1022 | 75 | 795 | 5 | 66 | 724 | 3058 | 1049 | 5612 |
| BRAZIL | 3586 | 2114 | 637 | 1204 | 117 | 869 | 61 | 82 | 726 | 6898 | 2008 | 10957 |
| HONG KONG | 2435 | 2697 | 381 | 724 | 334 | 260 | 190 | 16 | 54 | 6422 | 748 | 8021 |
| ISRAEL | 1365 | 551 | 161 | 317 | 225 | 84 | 15 | 40 | 30 | 2388 | 105 | 3272 |
| MALAYSIA | 1484 | 1374 | 1863 | 2387 | 1813 | 259 | 192 | 38 | 30 | 5003 | 277 | 7960 |
| MEXICO | 727 | 4482 | 184 | 462 | 10 | 358 | 3 | 219 | 135 | 5485 | 338 | 6337 |
| PHILIPPINES | 690 | 996 | 865 | 450 | 306 | 71 | 54 | 5 | 12 | 2692 | 74 | 3286 |
| SINGAPORE | 1476 | 1410 | 981 | 3552 | 1005 | 2263 | 2071 | 54 | 138 | 4576 | 1670 | 10230 |
| SOUTH KOREA | 1763 | 3120 | 2391 | 1144 | 636 | 305 | 219 | 46 | 41 | 7907 | 1668 | 10747 |
| THAILAND | 894 | 423 | 799 | 1014 | 566 | 243 | 172 | 7 | 64 | 2263 | 407 | 3743 |
| TURKEY | 813 | 75 | 16 | 71 | 29 | 34 | 4 | 27 | 3 | 1039 | 296 | 1625 |
| YUGOSLAVIA | 1512 | 268 | 18 | 126 | 4 | 58 | 8 | 43 | 7 | 2102 | 709 | 4887 |

1981

| REPORTER | EUR12 | USA | JAPAN | NICS | NICSI | NICSII | NICSIIA | NICSIIM | NICSIILA | DCS | NIDCS | WORLD |
|---|---|---|---|---|---|---|---|---|---|---|---|---|
| NICS I | 7775 | 12143 | 5460 | 10907 | 4144 | 5026 | 4582 | 116 | 328 | 29300 | 8373 | 50301 |
| NICS II | 20554 | 19388 | 6910 | 12422 | 5439 | 5052 | 1016 | 1002 | 3034 | 50558 | 12770 | 87334 |
| NICS II A | 3865 | 3738 | 4206 | 6512 | 4703 | 855 | 743 | 57 | 55 | 12606 | 1715 | 21638 |
| NICS II M | 5480 | 1706 | 237 | 713 | 316 | 253 | 38 | 130 | 85 | 8636 | 3741 | 18966 |
| NICS II LA | 11209 | 13945 | 2467 | 5197 | 421 | 3945 | 235 | 815 | 2895 | 29316 | 7315 | 46730 |
| ARGENTINA | 1962 | 769 | 148 | 1060 | 76 | 846 | 15 | 56 | 775 | 3053 | 1177 | 8141 |
| BRAZIL | 5708 | 3662 | 1086 | 2358 | 282 | 1599 | 132 | 110 | 1357 | 11293 | 5140 | 20745 |
| HONG KONG | 3251 | 4628 | 466 | 1381 | 460 | 376 | 264 | 21 | 90 | 9724 | 1426 | 12745 |
| ISRAEL | 1824 | 1123 | 184 | 418 | 284 | 127 | 15 | 42 | 69 | 3561 | 315 | 5045 |
| MALAYSIA | 1660 | 1363 | 2208 | 4030 | 3215 | 417 | 339 | 43 | 35 | 5557 | 540 | 10450 |
| MEXICO | 3539 | 9514 | 1233 | 1780 | 63 | 1500 | 89 | 649 | 762 | 14970 | 997 | 17844 |
| PHILIPPINES | 843 | 1576 | 1114 | 935 | 575 | 126 | 115 | 6 | 5 | 3769 | 223 | 5087 |
| SINGAPORE | 2040 | 2466 | 1892 | 6946 | 2154 | 4130 | 3943 | 70 | 116 | 7714 | 3350 | 18675 |
| SOUTH KOREA | 2484 | 5050 | 3102 | 2580 | 1530 | 520 | 374 | 24 | 122 | 11862 | 3598 | 18881 |
| THAILAND | 1363 | 798 | 883 | 1546 | 913 | 311 | 289 | 8 | 15 | 3280 | 951 | 6100 |
| TURKEY | 1393 | 239 | 31 | 98 | 29 | 38 | 2 | 30 | 6 | 2016 | 1772 | 4188 |
| YUGOSLAVIA | 2263 | 345 | 22 | 198 | 3 | 88 | 21 | 58 | 10 | 3059 | 1654 | 9734 |

1983

| REPORTER | EUR12 | USA | JAPAN | NICS | NICSI | NICSII | NICSIIA | NICSIIM | NICSIILA | DCS | NIDCS | WORLD |
|---|---|---|---|---|---|---|---|---|---|---|---|---|
| NICS I | 9289 | 20215 | 6596 | 14641 | 4766 | 7216 | 6841 | 132 | 242 | 40931 | 9511 | 67151 |
| NICS II | 25399 | 30888 | 9252 | 15476 | 7754 | 5240 | 1856 | 1043 | 2341 | 69913 | 14537 | 111396 |
| NICS II A | 4866 | 5110 | 5261 | 9229 | 6559 | 1661 | 1398 | 114 | 148 | 16182 | 2050 | 28113 |
| NICS II M | 6960 | 2121 | 281 | 675 | 336 | 236 | 55 | 145 | 36 | 10814 | 5149 | 22959 |
| NICS II LA | 13573 | 23657 | 3710 | 5572 | 859 | 3343 | 403 | 784 | 2157 | 42917 | 7338 | 60324 |
| ARGENTINA | 2072 | 858 | 418 | 1350 | 144 | 593 | 99 | 59 | 435 | 3460 | 1621 | 8693 |
| BRAZIL | 7011 | 5617 | 1589 | 2471 | 539 | 1256 | 202 | 135 | 918 | 15345 | 4406 | 24293 |
| HONG KONG | 3518 | 6644 | 593 | 2045 | 584 | 421 | 372 | 31 | 18 | 12426 | 1113 | 15821 |
| ISRAEL | 2046 | 1480 | 209 | 432 | 322 | 107 | 24 | 57 | 26 | 4144 | 176 | 5671 |
| MALAYSIA | 2356 | 2066 | 3070 | 6502 | 4913 | 971 | 821 | 72 | 79 | 7924 | 795 | 15642 |
| MEXICO | 4491 | 17183 | 1703 | 1750 | 175 | 1494 | 101 | 589 | 804 | 24112 | 1310 | 27338 |
| PHILIPPINES | 1007 | 1990 | 1130 | 899 | 583 | 248 | 197 | 12 | 39 | 4334 | 172 | 5510 |
| SINGAPORE | 2307 | 4394 | 2227 | 9197 | 2511 | 5966 | 5775 | 83 | 107 | 10250 | 4015 | 24220 |
| SOUTH KOREA | 3465 | 9177 | 3776 | 3399 | 1671 | 830 | 694 | 18 | 117 | 18255 | 4383 | 27110 |
| THAILAND | 1503 | 1054 | 1061 | 1829 | 1063 | 441 | 380 | 30 | 30 | 3924 | 1083 | 6961 |
| TURKEY | 2280 | 257 | 41 | 82 | 9 | 38 | 5 | 29 | 4 | 3062 | 2880 | 6291 |
| YUGOSLAVIA | 2634 | 384 | 31 | 161 | 4 | 90 | 26 | 58 | 6 | 3609 | 2092 | 10998 |

1984

| REPORTER | EUR12 | USA | JAPAN | NICS | NICSI | NICSII | NICSIIA | NICSIIM | NICSIILA | DCS | NIDCS | WORLD |
|---|---|---|---|---|---|---|---|---|---|---|---|---|
| NICS I | 11800 | 29382 | 9499 | 19204 | 6195 | 8265 | 7914 | 123 | 228 | 57253 | 10792 | 89786 |
| NICS II | 32322 | 41926 | 12147 | 19845 | 9659 | 6751 | 2088 | 1238 | 3425 | 92366 | 18828 | 144113 |
| NICS II A | 5732 | 7002 | 7150 | 12096 | 8390 | 2134 | 1732 | 142 | 260 | 21204 | 2833 | 36739 |
| NICS II M | 9391 | 3083 | 325 | 901 | 356 | 300 | 52 | 188 | 60 | 14702 | 6113 | 29352 |
| NICS II LA | 17199 | 31841 | 4672 | 6848 | 913 | 4317 | 304 | 908 | 3105 | 56460 | 9883 | 78021 |
| ARGENTINA | 2830 | 1110 | 343 | 1397 | 89 | 994 | 94 | 78 | 822 | 4464 | 2080 | 10261 |
| BRAZIL | 8624 | 9757 | 1918 | 3575 | 588 | 1832 | 183 | 208 | 1441 | 21962 | 6374 | 34141 |
| HONG KONG | 4546 | 9941 | 834 | 3205 | 752 | 506 | 461 | 21 | 24 | 17564 | 1229 | 22324 |
| ISRAEL | 2514 | 2071 | 240 | 487 | 345 | 140 | 31 | 64 | 46 | 5324 | 268 | 7345 |
| MALAYSIA | 2729 | 2824 | 4661 | 8549 | 6095 | 1364 | 1048 | 113 | 203 | 10821 | 1100 | 20862 |
| MEXICO | 5744 | 20974 | 2411 | 1876 | 237 | 1491 | 27 | 623 | 842 | 30034 | 1428 | 33619 |
| PHILIPPINES | 1079 | 2569 | 1278 | 1256 | 914 | 249 | 233 | 3 | 13 | 5196 | 154 | 6665 |
| SINGAPORE | 3072 | 6116 | 2835 | 10880 | 2864 | 6867 | 6629 | 83 | 155 | 13769 | 4755 | 30445 |
| SOUTH KOREA | 4182 | 13325 | 5831 | 5119 | 2578 | 891 | 824 | 19 | 48 | 25920 | 4809 | 37017 |
| THAILAND | 1924 | 1608 | 1211 | 2291 | 1381 | 521 | 451 | 26 | 44 | 5186 | 1579 | 9213 |
| TURKEY | 3522 | 466 | 46 | 129 | 6 | 45 | 3 | 39 | 4 | 4736 | 3819 | 9028 |
| YUGOSLAVIA | 3356 | 547 | 39 | 284 | 6 | 115 | 19 | 85 | 11 | 4642 | 2026 | 12978 |

1985

| REPORTER | EUR12 | USA | JAPAN | NICS | NICSI | NICSII | NICSIIA | NICSIIM | NICSIILA | DCS | NIDCS | WORLD |
|---|---|---|---|---|---|---|---|---|---|---|---|---|
| NICS I | 11306 | 29835 | 9411 | 18926 | 6314 | 8070 | 7556 | 277 | 238 | 57800 | 10835 | 90388 |
| NICS II | 32626 | 41520 | 12055 | 19719 | 9196 | 6431 | 2342 | 1388 | 2701 | 91700 | 18308 | 143289 |
| NICS II A | 5655 | 6575 | 7180 | 11899 | 8052 | 2328 | 2048 | 162 | 118 | 20761 | 2183 | 35375 |
| NICS II M | 10136 | 4031 | 360 | 1194 | 390 | 451 | 45 | 256 | 150 | 16147 | 6396 | 32235 |
| NICS II LA | 16836 | 30913 | 4515 | 6626 | 755 | 3652 | 249 | 969 | 2433 | 54792 | 9728 | 75679 |
| ARGENTINA | 2647 | 1333 | 468 | 1774 | 79 | 1184 | 49 | 160 | 975 | 4663 | 2080 | 10889 |
| BRAZIL | 8939 | 9014 | 1813 | 3480 | 512 | 1394 | 161 | 236 | 998 | 21418 | 6351 | 33192 |
| HONG KONG | 3961 | 9568 | 743 | 3713 | 638 | 454 | 383 | 30 | 40 | 16388 | 1117 | 21527 |
| ISRAEL | 2567 | 2775 | 272 | 560 | 370 | 168 | 23 | 75 | 69 | 6102 | 284 | 8114 |
| MALAYSIA | 2960 | 2628 | 4822 | 8128 | 5899 | 1350 | 1188 | 100 | 63 | 11020 | 801 | 20273 |
| MEXICO | 5250 | 20566 | 2234 | 1373 | 163 | 1073 | 40 | 573 | 460 | 28711 | 1298 | 31598 |
| PHILIPPINES | 940 | 2136 | 1131 | 1254 | 761 | 351 | 334 | 13 | 3 | 4498 | 150 | 5951 |
| SINGAPORE | 3136 | 6270 | 2776 | 10147 | 2756 | 6329 | 6092 | 107 | 130 | 13971 | 4418 | 29589 |
| SOUTH KOREA | 4210 | 13997 | 5892 | 5067 | 2920 | 1288 | 1080 | 139 | 68 | 27440 | 5300 | 39273 |
| THAILAND | 1755 | 1811 | 1227 | 2517 | 1392 | 628 | 526 | 49 | 52 | 5243 | 1232 | 9151 |
| TURKEY | 4155 | 656 | 55 | 162 | 15 | 68 | 6 | 58 | 4 | 5326 | 4435 | 10321 |
| YUGOSLAVIA | 3414 | 601 | 33 | 473 | 4 | 215 | 16 | 123 | 76 | 4720 | 1677 | 13801 |

1986

| REPORTER | EUR12 | USA | JAPAN | NICS | NICSI | NICSII | NICSIIA | NICSIIM | NICSIILA | DCS | NIDCS | WORLD |
|---|---|---|---|---|---|---|---|---|---|---|---|---|
| NICS I | 10996 | 27843 | 8256 | 15651 | 5576 | 5860 | 5388 | 202 | 270 | 52980 | 7814 | 78065 |
| NICS II | 17047 | 18342 | 6993 | 11423 | 6476 | 3058 | 1284 | 527 | 1247 | 45314 | 8452 | 72918 |
| NICS II A | 4881 | 5683 | 5299 | 8424 | 5888 | 1425 | 1173 | 131 | 121 | 17028 | 1946 | 27774 |
| NICS II M | 8182 | 3519 | 449 | 1051 | 399 | 314 | 35 | 183 | 97 | 13487 | 4283 | 25278 |
| NICS II LA | 3984 | 9141 | 1244 | 1948 | 189 | 1319 | 76 | 213 | 1030 | 14800 | 2223 | 19866 |
| ARGENTINA | 2002 | 717 | 397 | 1426 | 104 | 1011 | 41 | 100 | 870 | 3293 | 1451 | 6959 |
| HONG KONG | 4098 | 8367 | 809 | 3562 | 663 | 446 | 348 | 56 | 42 | 15162 | 1064 | 20043 |
| ISRAEL | 2227 | 2386 | 328 | 537 | 374 | 160 | 24 | 55 | 81 | 5402 | 199 | 7247 |
| MALAYSIA | 2058 | 2335 | 3168 | 5143 | 3786 | 771 | 612 | 95 | 64 | 8062 | 657 | 14046 |
| MEXICO | 1983 | 8424 | 847 | 522 | 85 | 308 | 35 | 113 | 160 | 11507 | 772 | 12907 |
| PHILIPPINES | 912 | 1726 | 861 | 887 | 581 | 168 | 154 | 11 | 2 | 3682 | 182 | 4804 |
| SINGAPORE | 2526 | 5339 | 1945 | 8018 | 2321 | 4637 | 4435 | 88 | 115 | 11057 | 3180 | 22778 |
| SOUTH KOREA | 4372 | 14137 | 5502 | 4071 | 2593 | 777 | 606 | 58 | 113 | 26761 | 3569 | 35244 |
| THAILAND | 1912 | 1622 | 1270 | 2394 | 1520 | 487 | 406 | 26 | 55 | 5283 | 1107 | 8924 |
| TURKEY | 3314 | 558 | 101 | 245 | 17 | 60 | 5 | 49 | 5 | 4359 | 2672 | 7573 |
| YUGOSLAVIA | 2640 | 574 | 21 | 270 | 7 | 95 | 6 | 79 | 10 | 3725 | 1411 | 10458 |

TABLE 1.51: BALANCE FOR SITC TOTAL VALUE IN MILLIONS OF ECU

PARTNER

1970

| REPORTER | EUR12 | USA | JAPAN | NICS | NICSI | NICSII | NICSIIA | NICSIIM | NICSIILA | DCS | NIDCS | WORLD |
|---|---|---|---|---|---|---|---|---|---|---|---|---|
| NICS I | -285 | 186 | -1547 | -1013 | -195 | -183 | -141 | -17 | -23 | -1727 | -88 | -2928 |
| NICS II | -1200 | -1497 | -289 | 318 | 474 | -1 | 13 | 56 | -71 | -3831 | -376 | -3916 |
| NICS II A | -248 | 86 | -191 | 261 | 391 | 34 | 21 | 15 | -1 | -577 | -164 | -472 |
| NICS II M | -1180 | -358 | -70 | 1 | 41 | -45 | -3 | -0 | -40 | -1944 | -58 | -2167 |
| NICS II LA | 230 | -1223 | -26 | 57 | 42 | 10 | -2 | 42 | -28 | -1308 | -152 | -1276 |
| ARGENTINA | 388 | -261 | 24 | -31 | 2 | -36 | -7 | 17 | -44 | 44 | 24 | 85 |
| BRAZIL | 230 | -241 | -32 | 97 | 49 | 46 | 4 | 24 | 18 | -73 | -211 | -105 |
| HONG KONG | -27 | 474 | -609 | -739 | -145 | -98 | -45 | -23 | -28 | -138 | 42 | -867 |
| ISRAEL | -370 | -172 | -29 | 26 | 39 | -12 | 7 | -5 | -13 | -637 | 30 | -675 |
| MALAYSIA | 15 | 99 | 64 | 176 | 286 | 15 | -7 | 11 | 12 | 137 | -89 | 286 |
| MEXICO | -387 | -720 | -16 | -7 | -7 | 1 | 1 | 2 | -0 | -1277 | 35 | -1254 |
| PHILIPPINES | -10[illegible] | 87 | 50 | 6 | 37 | -0 | 3 | 0 | -3 | -62 | -66 | -150 |
| SINGAPORE | -11 | -93 | -357 | -130 | -27 | 13 | -1 | 10 | 5 | -661 | -48 | -907 |
| SOUTH KOREA | -14[illegible] | -193 | -579 | -141 | -20 | -97 | -93 | -3 | -0 | -926 | -82 | -1153 |
| TAIWAN | 13 | 205 | -438 | 91 | 152 | -76 | -37 | -1 | -36 | -229 | 42 | -98 |
| THAILAND | -157 | -99 | -305 | 79 | 68 | 20 | 27 | 3 | -9 | -651 | -7 | -607 |
| TURKEY | -108 | -115 | -5 | 6 | 2 | 3 | -0 | 6 | -1 | -263 | -7 | -296 |
| YUGOSLAVIA | -701 | -70 | -34 | -30 | -0 | -35 | -10 | -0 | -23 | -1041 | -79 | -1194 |

1975

| REPORTER | EUR12 | USA | JAPAN | NICS | NICSI | NICSII | NICSIIA | NICSIIM | NICSIILA | DCS | NIDCS | WORLD |
|---|---|---|---|---|---|---|---|---|---|---|---|---|
| NICS I | 394 | -150 | -2605 | -2152 | -467 | -247 | -193 | -33 | -19 | -2240 | -1304 | -5659 |
| NICS II | -5277 | -4829 | -1785 | 472 | 604 | -108 | -69 | 165 | -203 | -14191 | -3315 | -16673 |
| NICS II A | -94 | -139 | -637 | 281 | 519 | -82 | -67 | 10 | -24 | -1394 | -920 | -1876 |
| NICS II M | -3959 | -885 | -268 | -22 | 94 | -146 | -15 | -2 | -127 | -5940 | -676 | -7249 |
| NICS II LA | -1222 | -3804 | -878 | 215 | -7 | 120 | 14 | 158 | -51 | -6855 | -1718 | -7547 |
| ARGENTINA | -69 | -355 | -284 | 7 | -1 | -9 | -3 | 14 | -19 | -972 | -115 | -783 |
| BRAZIL | -508 | -1627 | -465 | 295 | -0 | 243 | 20 | 109 | 114 | -3074 | -1639 | -3911 |
| HONG KONG | 413 | 542 | -970 | -1956 | -626 | -204 | -106 | -61 | -34 | 164 | 114 | -1708 |
| ISRAEL | -807 | -551 | 15 | 63 | 102 | -35 | 3 | 9 | -48 | -1433 | 115 | -1777 |
| MALAYSIA | 169 | 194 | -119 | 264 | 393 | 5 | -24 | 27 | 4 | 22 | -152 | 257 |
| MEXICO | -643 | -1819 | -128 | -86 | -4 | -111 | -1 | 35 | -144 | -2808 | 37 | -2851 |
| PHILIPPINES | -94 | -142 | -176 | -190 | -37 | -84 | -65 | -0 | -17 | -610 | -439 | -1242 |
| SINGAPORE | -232 | -420 | -720 | -82 | 73 | 53 | 36 | 8 | 9 | -1395 | -783 | -2197 |
| SOUTH KOREA | 214 | -271 | -913 | -111 | 86 | -95 | -121 | 20 | 7 | -1008 | -634 | -1752 |
| THAILAND | -168 | -190 | -340 | 207 | 165 | -2 | 23 | -15 | -10 | -805 | -327 | -889 |
| TURKEY | -1315 | -211 | -144 | -54 | 3 | -32 | -0 | -16 | -15 | -1927 | -499 | -2580 |
| YUGOSLAVIA | -1835 | -121 | -137 | -30 | -11 | -76 | -18 | 5 | -62 | -2578 | -291 | -2889 |

1979

| REPORTER | EUR12 | USA | JAPAN | NICS | NICSI | NICSII | NICSIIA | NICSIIM | NICSIILA | DCS | NIDCS | WORLD |
|---|---|---|---|---|---|---|---|---|---|---|---|---|
| NICS I | 929 | 622 | -5949 | -4217 | -983 | -672 | -570 | -120 | 20 | -4588 | -1856 | -10584 |
| NICS II | -2591 | -3488 | -856 | 1231 | 1091 | 12 | -56 | 345 | -275 | -9841 | -5860 | -14866 |
| NICS II A | 655 | 59 | -140 | 791 | 964 | -10 | -14 | 20 | -14 | -132 | -1388 | -520 |
| NICS II M | -3871 | -1195 | -188 | -72 | 144 | -152 | -7 | -5 | -138 | -6661 | -977 | -9212 |
| NICS II LA | 626 | -2352 | -526 | 513 | -16 | 176 | -32 | 331 | -121 | -3046 | -3494 | -5132 |
| ARGENTINA | 727 | -598 | 28 | 414 | 0 | 272 | 0 | 51 | 221 | -82 | 99 | 802 |
| BRAZIL | 887 | -486 | -209 | 2 | -1 | -138 | -24 | 67 | -180 | -47 | -3697 | -3224 |
| HONG KONG | 688 | 1209 | -2390 | -4156 | -1586 | -378 | -235 | -134 | -7 | -397 | 386 | -4295 |
| ISRAEL | -651 | -518 | 39 | 141 | 176 | -30 | 9 | 20 | -58 | -1585 | 49 | -2080 |
| MALAYSIA | 490 | 534 | 605 | 988 | 989 | -39 | -59 | 30 | -9 | 1335 | -214 | 2329 |
| MEXICO | -988 | -1266 | -343 | 98 | -14 | 42 | -7 | 213 | -161 | -2914 | 104 | -2708 |
| PHILIPPINES | 27 | -91 | -219 | -301 | -70 | -66 | -20 | 0 | -45 | -481 | -719 | -1466 |
| SINGAPORE | 25 | -404 | -1177 | 132 | 263 | -46 | -124 | 6 | 72 | -1510 | -1389 | -2446 |
| SOUTH KOREA | 215 | -181 | -2379 | -192 | 340 | -246 | -209 | 8 | -44 | -2678 | -852 | -3840 |
| THAILAND | 138 | -381 | -524 | 106 | 45 | 96 | 65 | -10 | 41 | -985 | -453 | -1382 |
| TURKEY | -515 | -182 | -142 | -86 | -28 | -64 | -3 | -37 | -23 | -1074 | -533 | -1929 |
| YUGOSLAVIA | -2704 | -493 | -84 | -125 | -2 | -57 | -12 | 12 | -55 | -4000 | -492 | -5201 |

1981

| REPORTER | EUR12 | USA | JAPAN | NICS | NICSI | NICSII | NICSIIA | NICSIIM | NICSIILA | DCS | NIDCS | WORLD |
|---|---|---|---|---|---|---|---|---|---|---|---|---|
| NICS I | 1018 | 1380 | -9908 | -7145 | -2030 | -723 | -585 | -117 | -19 | -7648 | -4899 | -19408 |
| NICS II | -1894 | -7647 | -2971 | 1447 | 1418 | 152 | -7 | 754 | -593 | -16524 | -8573 | -20353 |
| NICS II A | 454 | -684 | -1893 | 686 | 1258 | -381 | -140 | 24 | -265 | -3381 | -2851 | -5117 |
| NICS II M | -4421 | -1115 | -210 | -10 | 204 | -238 | -29 | -18 | -190 | -7278 | -1403 | -9992 |
| NICS II LA | 2073 | -5847 | -866 | 772 | -43 | 773 | 162 | 749 | -137 | -5863 | -4317 | -5242 |
| ARGENTINA | -522 | -1095 | -711 | -105 | -191 | -26 | 13 | 39 | -79 | -2779 | -70 | -256 |
| BRAZIL | 2663 | 161 | -141 | 262 | 205 | 205 | 79 | 77 | 49 | 2297 | -4857 | -694 |
| HONG KONG | 680 | 2334 | -4635 | -8717 | -3808 | -549 | -382 | -158 | -7 | -1349 | 979 | -9227 |
| ISRAEL | -663 | -328 | 70 | 171 | 208 | -31 | 8 | 6 | -44 | -1180 | 271 | -1985 |
| MALAYSIA | 220 | -125 | -309 | 1315 | 1369 | -68 | -97 | 38 | -8 | -877 | -448 | 201 |
| MEXICO | -66 | -4912 | -12 | 616 | -57 | 595 | 69 | 633 | -106 | -5379 | 611 | -4290 |
| PHILIPPINES | 52 | -150 | -318 | -455 | -22 | -264 | -72 | 0 | -192 | -665 | -1480 | -2462 |
| SINGAPORE | -393 | -634 | -2726 | 1191 | 877 | 457 | 388 | 33 | 36 | -3620 | -3952 | -5880 |
| SOUTH KOREA | 732 | -318 | -2545 | 381 | 901 | -630 | -589 | 8 | -48 | -2678 | -1925 | -4299 |
| THAILAND | 182 | -407 | -1265 | -172 | -86 | -46 | 30 | -12 | -63 | -1837 | -921 | -2855 |
| TURKEY | -906 | -276 | -149 | -71 | -2 | -94 | -17 | -27 | -47 | -1735 | -1444 | -3706 |
| YUGOSLAVIA | -2849 | -509 | -129 | -109 | -0 | -112 | -18 | 4 | -97 | -4361 | -229 | -4299 |

1983

| REPORTER | EUR12 | USA | JAPAN | NICS | NICSI | NICSII | NICSIIA | NICSIIM | NICSIILA | DCS | NIDCS | WORLD |
|---|---|---|---|---|---|---|---|---|---|---|---|---|
| NICS I | 442 | 5623 | -12043 | -9661 | -2473 | -957 | -307 | -81 | -567 | -6044 | -3931 | -19758 |
| NICS II | 4669 | 9335 | -1306 | 2666 | 1968 | 305 | 153 | 788 | -635 | 9895 | -6132 | 8476 |
| NICS II A | 204 | -758 | -3091 | 623 | 1185 | -307 | -100 | 65 | -271 | -5106 | -2610 | -6815 |
| NICS II M | -3786 | -1245 | -426 | -114 | 199 | -314 | -47 | -30 | -235 | -6667 | -1117 | -9436 |
| NICS II LA | 8251 | 11339 | 2212 | 2159 | 584 | 927 | 301 | 753 | -126 | 21670 | -2403 | 24729 |
| ARGENTINA | 711 | -236 | 77 | 437 | 71 | -237 | 98 | 46 | -381 | 313 | 798 | 3696 |
| BRAZIL | 4681 | 2716 | 904 | 394 | 465 | -83 | 130 | 126 | -339 | 8202 | -4322 | 5673 |
| HONG KONG | 419 | 3727 | -5530 | -10085 | -3663 | -638 | -372 | -122 | -142 | -1051 | 539 | -10814 |
| ISRAEL | -1930 | -343 | -93 | 123 | 221 | -72 | 7 | 3 | -82 | -2914 | 110 | -3758 |
| MALAYSIA | 258 | -302 | -641 | 2387 | 2019 | 262 | 207 | 58 | -2 | -1425 | -310 | 966 |
| MEXICO | 2860 | 8860 | 1231 | 1327 | 49 | 1250 | 73 | 582 | 594 | 13154 | 1122 | 15359 |
| PHILIPPINES | -67 | -72 | -389 | -970 | -468 | -218 | -55 | 4 | -165 | -816 | -1611 | -3339 |
| SINGAPORE | -990 | -332 | -3402 | 496 | 529 | 549 | 537 | 31 | -19 | -4700 | -3261 | -7017 |
| SOUTH KOREA | 1014 | 2229 | -3110 | -71 | 661 | -867 | -471 | 10 | -405 | -291 | -1209 | -1926 |
| THAILAND | 15 | -382 | -2060 | -791 | -365 | -350 | -250 | 4 | -102 | -2863 | -687 | -4441 |
| TURKEY | -324 | -423 | -271 | -143 | -19 | -144 | -46 | -32 | -63 | -1196 | -1252 | -3191 |
| YUGOSLAVIA | -1529 | -476 | -60 | -94 | -1 | -96 | -6 | -0 | -88 | -2554 | 25 | -2485 |

1984

| REPORTER | EUR12 | USA | JAPAN | NICS | NICSI | NICSII | NICSIIA | NICSIIM | NICSIILA | DCS | NIDCS | WORLD |
|---|---|---|---|---|---|---|---|---|---|---|---|---|
| NICS I | 453 | 11451 | -15268 | -13714 | -3699 | -2028 | -1079 | -129 | -818 | -3634 | -3349 | -21375 |
| NICS II | 8090 | 13762 | -133 | 3557 | 2830 | -142 | -350 | 889 | -680 | 19444 | -3337 | 22495 |
| NICS II A | 795 | 144 | -2200 | 1360 | 2133 | -510 | -383 | 85 | -211 | -2596 | -1342 | -2361 |
| NICS II M | -3787 | -1279 | -528 | -80 | 240 | -464 | -113 | -41 | -308 | -6794 | -2063 | -9815 |
| NICS II LA | 11083 | 14899 | 2596 | 2277 | 457 | 834 | 148 | 846 | -159 | 28837 | 69 | 34673 |
| ARGENTINA | 1405 | 38 | -132 | 111 | -21 | -171 | 94 | 64 | -328 | 1085 | 1105 | 4459 |
| BRAZIL | 6190 | 6561 | 1147 | 1240 | 507 | 129 | 57 | 175 | -102 | 14306 | -2195 | 14893 |
| HONG KONG | 489 | 5991 | -7683 | -13543 | -5214 | -845 | -456 | -171 | -215 | -620 | 633 | -13830 |
| ISRAEL | -1945 | -163 | -0 | 205 | 264 | -42 | 15 | 25 | -82 | -2536 | 201 | -3144 |
| MALAYSIA | 370 | -47 | -5 | 3361 | 2683 | 304 | 139 | 95 | 71 | -488 | 86 | 3203 |
| MEXICO | 3487 | 8301 | 1581 | 926 | -28 | 877 | -2 | 608 | 272 | 13445 | 1159 | 15321 |
| PHILIPPINES | 167 | 367 | 180 | -838 | 23 | -391 | -300 | -2 | -87 | 560 | -1226 | -1465 |
| SINGAPORE | -686 | 818 | -3779 | -227 | 449 | 166 | 136 | 25 | 4 | -3772 | -2519 | -5822 |
| SOUTH KOREA | 651 | 4642 | -3804 | 57 | 1065 | -1348 | -759 | 17 | -606 | 759 | -1463 | -1721 |
| THAILAND | 258 | -174 | -2375 | -1160 | -572 | -422 | -221 | -5 | -193 | -2667 | -201 | -4098 |
| TURKEY | -590 | -876 | -462 | -247 | -22 | -276 | -83 | -87 | -104 | -2182 | -1124 | -4466 |
| YUGOSLAVIA | -1250 | -239 | -64 | -37 | -0 | -144 | -44 | 20 | -120 | -2074 | -1139 | -2203 |

1985

| REPORTER | EUR12 | USA | JAPAN | NICS | NICSI | NICSII | NICSIIA | NICSIIM | NICSIILA | DCS | NIDCS | WORLD |
|---|---|---|---|---|---|---|---|---|---|---|---|---|
| NICS I | -947 | 12756 | -14983 | -16060 | -4130 | -1925 | -1164 | -140 | -618 | -3153 | -2141 | -22371 |
| NICS II | 6683 | 12083 | 815 | 3707 | 2400 | -123 | -231 | 928 | -819 | 16626 | -1915 | 22445 |
| NICS II A | 988 | 956 | -770 | 1308 | 1801 | -308 | -181 | 94 | -220 | -109 | -1284 | 102 |
| NICS II M | -4570 | -640 | -696 | -161 | 200 | -535 | -178 | -52 | -302 | -7549 | -1590 | -8859 |
| NICS II LA | 10265 | 11768 | 2283 | 2561 | 399 | 721 | 129 | 888 | -295 | 24285 | 961 | 31203 |
| ARGENTINA | 1261 | 433 | 124 | 819 | 18 | 298 | 48 | 145 | 104 | 1671 | 1228 | 5942 |
| BRAZIL | 6219 | 5351 | 1018 | 1389 | 397 | 77 | 63 | 192 | -177 | 13008 | -1202 | 14610 |
| HONG KONG | -481 | 6064 | -8100 | -14507 | -6070 | -877 | -488 | -192 | -195 | -2201 | 443 | -16833 |
| ISRAEL | -2208 | 603 | 31 | 301 | 285 | 11 | -2 | 44 | -29 | -2126 | 224 | -2499 |
| MALAYSIA | 665 | 158 | 1062 | 2814 | 2265 | 321 | 303 | 82 | -62 | 1061 | -54 | 4043 |
| MEXICO | 2785 | 5984 | 1142 | 353 | -15 | 346 | 18 | 550 | -222 | 9607 | 936 | 10651 |
| PHILIPPINES | 342 | 353 | 116 | -998 | -207 | -294 | -226 | 4 | -71 | 658 | -778 | -1109 |
| SINGAPORE | -713 | 1098 | -3017 | -1460 | 436 | 260 | 237 | 16 | 7 | -2694 | -1083 | -4453 |
| SOUTH KOREA | 248 | 5594 | -3864 | -91 | 1504 | -1306 | -912 | 36 | -429 | 1744 | -1500 | -1083 |
| THAILAND | -18 | 445 | -1948 | -507 | -254 | -334 | -257 | 8 | -84 | -1828 | -450 | -2830 |
| TURKEY | -892 | -834 | -601 | -552 | -77 | -449 | -104 | -130 | -213 | -2920 | -418 | -4386 |
| YUGOSLAVIA | -1467 | -408 | -124 | 91 | -6 | -96 | -71 | 34 | -58 | -2501 | -1395 | -1972 |

1986

| REPORTER | EUR12 | USA | JAPAN | NICS | NICSI | NICSII | NICSIIA | NICSIIM | NICSIILA | DCS | NIDCS | WORLD |
|---|---|---|---|---|---|---|---|---|---|---|---|---|
| NICS I | 607 | 14308 | -15219 | -14429 | -3669 | -1709 | -1195 | -90 | -422 | -180 | -7 | -15722 |
| NICS II | -6485 | -713 | -1691 | -454 | 1270 | -1693 | -260 | 137 | -1570 | -12990 | -2928 | -15639 |
| NICS II A | 1298 | 937 | -333 | 963 | 1250 | -218 | -107 | 81 | -192 | 1120 | -16 | 2132 |
| NICS II M | -5345 | -169 | -706 | -398 | 88 | -545 | -119 | -50 | -374 | -7830 | 173 | -7561 |
| NICS II LA | -2437 | -1480 | -649 | -1018 | -67 | -928 | -32 | 107 | -1002 | -6279 | -3084 | -10209 |
| ARGENTINA | 605 | -128 | 55 | 502 | 14 | 188 | 40 | 83 | 66 | 413 | 592 | 2162 |
| HONG KONG | -24 | 5341 | -6531 | -14762 | -5301 | -826 | -528 | -189 | -107 | -1128 | 429 | -15875 |
| ISRAEL | -2734 | 578 | 16 | 242 | 206 | 55 | 3 | 25 | 27 | -2760 | 132 | -2382 |
| MALAYSIA | 484 | 282 | 919 | 1506 | 1334 | 106 | 49 | 88 | -30 | 1232 | 298 | 3147 |
| MEXICO | 459 | 2191 | 289 | 134 | 60 | -15 | 24 | 67 | -107 | 2648 | 598 | 3426 |
| PHILIPPINES | 302 | 364 | -77 | -632 | -302 | -192 | -102 | -0 | -87 | 411 | -473 | -672 |
| SINGAPORE | -482 | 1465 | -3176 | -369 | 63 | 121 | 47 | 49 | 25 | -2271 | -708 | -3080 |
| SOUTH KOREA | 1114 | 7502 | -5510 | 703 | 1570 | -1003 | -714 | 50 | -339 | 3221 | 273 | 3233 |
| THAILAND | 511 | 291 | -1174 | 89 | 218 | -131 | -52 | -4 | -72 | -522 | 159 | -342 |
| TURKEY | -1330 | -636 | -593 | -448 | -103 | -380 | -84 | -104 | -190 | -3067 | 492 | -3704 |
| YUGOSLAVIA | -1279 | -109 | -128 | -190 | -13 | -219 | -37 | 29 | -209 | -2001 | -450 | -1473 |

TABLE 1.52: IMPORT COVER RATIO FOR SITC TOTAL BASED ON VALUE IN MILLIONS OF ECU

PARTNER

1970

| REPORTER | EUR12 | USA | JAPAN | NICS | NICSI | NICSII | NICSIIA | NICSIIM | NICSIILA | DCS | NIDCS | WORLD |
|---|---|---|---|---|---|---|---|---|---|---|---|---|
| NICS I | 74.5 | 115.1 | 21.6 | 27.4 | 51.3 | 40.0 | 36.7 | 51.0 | 47.0 | 63.7 | 85.1 | 60.1 |
| NICS II | 76.9 | 64.5 | 81.6 | 126.1 | 257.0 | 99.6 | 113.9 | 203.0 | 85.2 | 69.4 | 70.6 | 75.6 |
| NICS II A | 69.5 | 112.8 | 82.5 | 145.3 | 248.9 | 138.4 | 132.9 | 370.9 | 86.7 | 80.2 | 47.1 | 87.8 |
| NICS II M | 52.5 | 45.0 | 43.3 | 100.5 | 657.6 | 58.4 | 71.4 | 98.2 | 23.3 | 50.0 | 80.2 | 58.3 |
| NICS II LA | 112.0 | 57.8 | 92.4 | 111.8 | 232.1 | 102.2 | 78.4 | 696.1 | 93.1 | 77.2 | 77.2 | 81.7 |
| ARGENTINA | 169.5 | 37.7 | 127.4 | 85.7 | 115.5 | 82.6 | 18.0 | 1196.9 | 77.3 | 103.5 | 110.7 | 105.0 |
| BRAZIL | 126.8 | 73.6 | 81.4 | 146.5 | 633.1 | 123.0 | 170.3 | 665.6 | 109.5 | 96.6 | 46.0 | 96.2 |
| HONG KONG | 94.6 | 224.0 | 11.7 | 14.1 | 33.4 | 23.5 | 30.0 | 7.3 | 23.6 | 92.3 | 127.0 | 70.1 |
| ISRAEL | 46.6 | 46.2 | 51.9 | 156.6 | 836.3 | 67.1 | 950.9 | 67.9 | 29.4 | 47.9 | 185.2 | 53.4 |
| MALAYSIA | 104.6 | 182.0 | 126.0 | 145.8 | 274.2 | 125.6 | 84.1 | 509.8 | 676.9 | 116.6 | 43.5 | 120.4 |
| MEXICO | 21.3 | 54.0 | 80.0 | 83.0 | 34.4 | 103.6 | 295.4 | 215.1 | 95.5 | 45.4 | 155.7 | 48.9 |
| PHILIPPINES | 46.2 | 124.5 | 113.5 | 108.8 | 213.4 | 88.5 | 733.4 | 119.0 | 26.1 | 93.8 | 17.9 | 87.5 |
| SINGAPORE | 70.0 | 64.7 | 24.7 | 60.9 | 75.5 | 117.8 | 96.2 | 246.4 | 169.1 | 49.6 | 84.5 | 63.1 |
| SOUTH KOREA | 31.7 | 66.7 | 28.3 | 28.7 | 68.0 | 7.8 | 7.3 | 6.7 | 49.5 | 43.8 | 34.9 | 41.8 |
| TAIWAN | 110.2 | 156.1 | 32.9 | 145.1 | 417.5 | 43.8 | 58.5 | 12.1 | 14.1 | 81.4 | 151.3 | 93.4 |
| THAILAND | 45.9 | 48.0 | 37.0 | 165.8 | 203.2 | 181.5 | 324.9 | 304.0 | 1.1 | 39.1 | 88.4 | 52.9 |
| TURKEY | 73.0 | 32.7 | 77.1 | 154.7 | 300.5 | 137.5 | 18.0 | 227.1 | 15.5 | 62.0 | 87.5 | 66.4 |
| YUGOSLAVIA | 49.6 | 55.8 | 6.2 | 71.8 | 36.3 | 42.3 | 18.9 | 94.9 | 19.9 | 47.1 | 59.2 | 58.4 |

1975

| REPORTER | EUR12 | USA | JAPAN | NICS | NICSI | NICSII | NICSIIA | NICSIIM | NICSIILA | DCS | NIDCS | WORLD |
|---|---|---|---|---|---|---|---|---|---|---|---|---|
| NICS I | 119.6 | 95.2 | 37.3 | 38.2 | 62.5 | 62.3 | 60.8 | 60.5 | 73.9 | 78.4 | 54.5 | 67.9 |
| NICS II | 55.5 | 48.0 | 57.9 | 117.7 | 178.6 | 92.4 | 71.8 | 245.4 | 80.9 | 50.8 | 49.3 | 59.1 |
| NICS II A | 93.3 | 89.5 | 71.3 | 122.3 | 181.3 | 69.0 | 66.3 | 137.4 | 38.5 | 75.6 | 32.1 | 77.7 |
| NICS II M | 32.6 | 39.3 | 30.0 | 94.2 | 276.7 | 42.5 | 52.3 | 95.4 | 20.3 | 33.8 | 53.3 | 44.9 |
| NICS II LA | 73.2 | 41.4 | 46.3 | 121.1 | 89.3 | 113.1 | 196.4 | 683.8 | 94.0 | 51.4 | 53.9 | 60.6 |
| ARGENTINA | 92.2 | 30.5 | 27.5 | 101.8 | 90.7 | 97.0 | 41.0 | 441.3 | 94.0 | 53.8 | 79.8 | 75.0 |
| BRAZIL | 81.7 | 39.5 | 53.4 | 179.7 | 97.6 | 176.4 | 603.3 | 667.6 | 138.6 | 57.8 | 44.3 | 63.8 |
| HONG KONG | 157.8 | 185.0 | 13.6 | 11.7 | 18.8 | 30.0 | 40.5 | 7.9 | 21.3 | 105.8 | 144.5 | 68.2 |
| ISRAEL | 43.6 | 30.8 | 120.7 | 156.7 | 507.8 | 56.0 | 386.8 | 161.0 | 25.7 | 43.8 | 380.1 | 46.5 |
| MALAYSIA | 129.3 | 164.6 | 78.7 | 137.1 | 209.7 | 103.9 | 79.7 | 1555.3 | 137.3 | 101.2 | 49.2 | 109.1 |
| MEXICO | 28.0 | 44.6 | 47.1 | 67.9 | 43.3 | 55.6 | 40.9 | 1030.1 | 40.8 | 40.5 | 117.4 | 45.5 |
| PHILIPPINES | 75.4 | 78.6 | 78.8 | 40.3 | 67.7 | 13.1 | 9.8 | 83.1 | 3.5 | 71.5 | 17.8 | 58.6 |
| SINGAPORE | 72.6 | 58.6 | 34.1 | 89.5 | 122.6 | 126.1 | 122.3 | 153.3 | 134.0 | 58.5 | 48.7 | 66.0 |
| SOUTH KOREA | 148.8 | 81.8 | 52.8 | 76.0 | 155.1 | 41.7 | 21.5 | 600.8 | 242.3 | 76.0 | 41.4 | 69.7 |
| THAILAND | 62.5 | 49.0 | 58.6 | 192.5 | 202.2 | 90.5 | 700.9 | 11.2 | 6.4 | 55.4 | 37.0 | 65.9 |
| TURKEY | 28.0 | 35.6 | 13.5 | 42.7 | 118.3 | 37.6 | 94.1 | 34.5 | 1.1 | 28.9 | 27.7 | 30.1 |
| YUGOSLAVIA | 29.7 | 63.3 | 4.7 | 82.9 | 3.7 | 35.2 | 10.2 | 124.2 | 19.7 | 30.6 | 59.4 | 52.8 |

1979

| REPORTER | EUR12 | USA | JAPAN | NICS | NICSI | NICSII | NICSIIA | NICSIIM | NICSIILA | DCS | NIDCS | WORLD |
|---|---|---|---|---|---|---|---|---|---|---|---|---|
| NICS I | 119.5 | 109.4 | 38.6 | 56.2 | 66.7 | 80.7 | 81.2 | 49.0 | 109.3 | 80.4 | 68.7 | 73.2 |
| NICS II | 83.6 | 75.4 | 84.9 | 121.1 | 153.1 | 100.4 | 90.0 | 289.1 | 86.2 | 75.8 | 47.3 | 76.2 |
| NICS II A | 127.1 | 102.1 | 96.1 | 125.8 | 155.9 | 98.1 | 96.4 | 165.2 | 87.5 | 98.6 | 35.3 | 96.6 |
| NICS II M | 48.7 | 42.7 | 50.7 | 87.6 | 227.3 | 53.4 | 75.2 | 95.2 | 21.9 | 45.3 | 53.1 | 51.5 |
| NICS II LA | 110.5 | 74.8 | 67.7 | 123.5 | 92.2 | 109.5 | 67.8 | 1014.3 | 92.8 | 83.5 | 49.2 | 81.6 |
| ARGENTINA | 148.5 | 41.0 | 110.9 | 167.9 | 99.5 | 152.0 | 103.4 | 442.4 | 143.9 | 97.3 | 110.3 | 116.6 |
| BRAZIL | 132.8 | 81.2 | 75.1 | 100.1 | 98.3 | 86.2 | 71.1 | 562.1 | 80.0 | 99.3 | 35.1 | 77.2 |
| HONG KONG | 139.3 | 181.2 | 13.7 | 14.8 | 17.3 | 40.7 | 44.6 | 10.8 | 87.1 | 94.1 | 206.7 | 65.1 |
| ISRAEL | 67.6 | 51.5 | 132.1 | 179.9 | 458.2 | 73.3 | 243.6 | 198.2 | 33.6 | 60.0 | 188.1 | 61.1 |
| MALAYSIA | 149.2 | 163.5 | 148.0 | 170.5 | 220.0 | 86.7 | 76.1 | 493.5 | 75.7 | 136.3 | 56.2 | 141.3 |
| MEXICO | 42.3 | 77.9 | 34.7 | 126.7 | 40.5 | 113.4 | 28.2 | 3256.1 | 45.5 | 65.2 | 144.5 | 70.0 |
| PHILIPPINES | 104.1 | 91.5 | 79.7 | 59.8 | 81.2 | 51.5 | 72.5 | 107.6 | 20.4 | 84.8 | 9.3 | 69.1 |
| SINGAPORE | 101.7 | 77.6 | 45.4 | 103.8 | 135.3 | 97.9 | 94.3 | 112.2 | 210.3 | 75.1 | 54.5 | 80.6 |
| SOUTH KOREA | 113.9 | 94.4 | 50.1 | 85.5 | 214.8 | 55.3 | 51.0 | 120.5 | 47.9 | 74.6 | 66.1 | 73.6 |
| THAILAND | 118.2 | 52.5 | 60.3 | 111.6 | 108.7 | 164.6 | 161.4 | 40.0 | 274.4 | 69.6 | 47.3 | 73.0 |
| TURKEY | 61.1 | 29.1 | 10.0 | 44.9 | 49.7 | 34.2 | 50.2 | 42.2 | 10.2 | 49.1 | 35.6 | 45.7 |
| YUGOSLAVIA | 35.8 | 35.1 | 17.4 | 50.0 | 58.8 | 50.0 | 36.1 | 139.3 | 10.5 | 34.4 | 58.9 | 48.4 |

1981

| REPORTER | EUR12 | USA | JAPAN | NICS | NICSI | NICSII | NICSIIA | NICSIIM | NICSIILA | DCS | NIDCS | WORLD |
|---|---|---|---|---|---|---|---|---|---|---|---|---|
| NICS I | 115.0 | 112.8 | 35.5 | 60.4 | 67.1 | 87.4 | 88.6 | 49.5 | 94.1 | 79.2 | 63.0 | 72.1 |
| NICS II | 91.5 | 71.7 | 69.9 | 113.1 | 135.2 | 103.0 | 99.1 | 404.5 | 83.6 | 75.3 | 59.8 | 81.0 |
| NICS II A | 113.3 | 84.5 | 68.9 | 111.7 | 136.5 | 69.1 | 84.0 | 173.8 | 17.1 | 78.8 | 37.5 | 80.8 |
| NICS II M | 55.3 | 60.4 | 52.9 | 98.4 | 281.7 | 51.3 | 56.4 | 87.4 | 30.6 | 54.2 | 72.7 | 65.4 |
| NICS II LA | 122.6 | 70.4 | 74.0 | 117.4 | 90.5 | 124.3 | 320.7 | 1232.9 | 95.4 | 83.3 | 62.8 | 89.9 |
| ARGENTINA | 78.9 | 41.2 | 17.2 | 90.9 | 28.4 | 96.8 | 1072.2 | 329.9 | 90.6 | 52.3 | 94.3 | 96.9 |
| BRAZIL | 187.4 | 104.6 | 88.4 | 112.5 | 369.5 | 114.7 | 251.4 | 335.9 | 103.7 | 125.5 | 51.4 | 96.7 |
| HONG KONG | 126.4 | 201.7 | 9.1 | 13.6 | 10.7 | 40.6 | 40.8 | 11.7 | 92.2 | 87.8 | 319.3 | 58.0 |
| ISRAEL | 73.3 | 77.3 | 161.3 | 169.1 | 377.5 | 79.9 | 198.9 | 116.4 | 60.4 | 75.1 | 706.8 | 71.7 |
| MALAYSIA | 115.2 | 91.5 | 87.7 | 148.4 | 174.1 | 85.7 | 77.6 | 765.1 | 78.8 | 86.3 | 54.6 | 101.9 |
| MEXICO | 98.1 | 65.9 | 98.9 | 152.9 | 52.1 | 165.7 | 453.7 | 3941.0 | 87.7 | 73.5 | 258.1 | 80.6 |
| PHILIPPINES | 106.6 | 91.2 | 77.7 | 67.2 | 96.1 | 32.1 | 61.3 | 98.9 | 2.3 | 84.9 | 13.0 | 67.3 |
| SINGAPORE | 83.8 | 79.5 | 40.9 | 120.6 | 168.6 | 112.4 | 110.9 | 189.9 | 145.0 | 68.0 | 45.8 | 76.0 |
| SOUTH KOREA | 141.7 | 94.0 | 54.9 | 117.3 | 243.1 | 45.1 | 38.7 | 147.5 | 71.4 | 81.5 | 65.1 | 81.4 |
| THAILAND | 115.3 | 66.1 | 41.0 | 89.9 | 91.2 | 86.8 | 111.5 | 36.1 | 19.3 | 64.0 | 50.7 | 68.1 |
| TURKEY | 60.5 | 46.3 | 17.2 | 57.6 | 89.8 | 28.6 | 9.7 | 51.5 | 10.6 | 53.7 | 55.0 | 53.0 |
| YUGOSLAVIA | 44.2 | 40.3 | 14.6 | 64.2 | 70.0 | 43.8 | 52.5 | 107.0 | 8.9 | 41.2 | 87.7 | 69.3 |

1983

| REPORTER | EUR12 | USA | JAPAN | NICS | NICSI | NICSII | NICSIIA | NICSIIM | NICSIILA | DCS | NIDCS | WORLD |
|---|---|---|---|---|---|---|---|---|---|---|---|---|
| NICS I | 105.0 | 138.5 | 35.3 | 60.2 | 65.8 | 88.2 | 95.6 | 61.7 | 29.9 | 87.1 | 70.7 | 77.2 |
| NICS II | 122.5 | 143.3 | 87.6 | 120.8 | 134.0 | 106.1 | 108.9 | 409.1 | 78.6 | 116.4 | 70.3 | 108.2 |
| NICS II A | 104.3 | 87.0 | 62.9 | 107.2 | 122.0 | 84.3 | 93.2 | 232.9 | 35.2 | 76.0 | 43.9 | 80.4 |
| NICS II M | 64.7 | 62.9 | 39.7 | 85.3 | 244.6 | 42.8 | 53.4 | 82.4 | 13.2 | 61.8 | 82.1 | 70.8 |
| NICS II LA | 255.0 | 192.0 | 247.6 | 163.2 | 313.0 | 138.3 | 395.7 | 2598.9 | 94.4 | 201.9 | 75.3 | 169.4 |
| ARGENTINA | 152.2 | 78.3 | 122.5 | 147.8 | 195.8 | 71.3 | 9477.9 | 437.1 | 53.2 | 109.9 | 196.9 | 173.9 |
| BRAZIL | 300.9 | 193.6 | 232.0 | 118.9 | 730.0 | 93.7 | 277.8 | 1410.0 | 72.9 | 214.8 | 50.4 | 130.4 |
| HONG KONG | 113.5 | 227.7 | 9.6 | 16.8 | 13.7 | 39.6 | 49.9 | 20.0 | 10.9 | 92.1 | 193.9 | 59.3 |
| ISRAEL | 51.4 | 81.1 | 68.8 | 139.9 | 317.9 | 59.4 | 139.9 | 106.4 | 23.8 | 58.7 | 265.9 | 60.1 |
| MALAYSIA | 112.2 | 87.2 | 82.7 | 157.9 | 169.7 | 136.9 | 133.6 | 525.9 | 96.5 | 84.7 | 71.8 | 106.5 |
| MEXICO | 275.3 | 206.4 | 360.4 | 413.8 | 138.3 | 611.7 | 362.3 | 8448.1 | 384.0 | 220.0 | 694.1 | 228.2 |
| PHILIPPINES | 93.6 | 96.4 | 74.3 | 48.0 | 55.4 | 53.1 | 77.7 | 141.8 | 18.9 | 84.1 | 9.6 | 62.2 |
| SINGAPORE | 69.9 | 92.9 | 39.5 | 105.6 | 126.7 | 110.1 | 110.2 | 159.8 | 84.4 | 68.5 | 55.1 | 77.5 |
| SOUTH KOREA | 141.3 | 132.0 | 54.8 | 97.9 | 165.4 | 48.8 | 59.5 | 210.7 | 22.4 | 98.4 | 78.3 | 93.3 |
| THAILAND | 100.9 | 73.3 | 33.9 | 69.7 | 74.4 | 55.6 | 60.1 | 113.3 | 22.6 | 57.8 | 61.1 | 61.0 |
| TURKEY | 87.5 | 37.7 | 13.0 | 36.3 | 31.8 | 20.8 | 8.9 | 46.6 | 6.3 | 71.8 | 69.6 | 66.3 |
| YUGOSLAVIA | 63.2 | 44.6 | 34.0 | 62.9 | 63.1 | 48.1 | 78.9 | 98.5 | 6.0 | 58.5 | 101.1 | 81.5 |

1984

| REPORTER | EUR12 | USA | JAPAN | NICS | NICSI | NICSII | NICSIIA | NICSIIM | NICSIILA | DCS | NIDCS | WORLD |
|---|---|---|---|---|---|---|---|---|---|---|---|---|
| NICS I | 103.9 | 163.8 | 38.3 | 58.3 | 62.6 | 80.2 | 87.9 | 48.7 | 21.7 | 94.0 | 76.3 | 80.7 |
| NICS II | 133.3 | 148.8 | 98.9 | 121.8 | 141.4 | 97.9 | 85.6 | 355.2 | 83.4 | 126.6 | 84.9 | 118.4 |
| NICS II A | 116.1 | 102.0 | 76.4 | 112.6 | 134.0 | 80.6 | 81.8 | 249.3 | 55.1 | 89.0 | 67.8 | 93.9 |
| NICS II M | 71.2 | 70.6 | 38.0 | 91.7 | 306.6 | 39.1 | 31.4 | 81.7 | 16.2 | 68.3 | 74.7 | 74.9 |
| NICS II LA | 281.1 | 187.9 | 225.0 | 149.8 | 200.2 | 123.9 | 194.3 | 1461.6 | 95.0 | 204.3 | 100.6 | 179.9 |
| ARGENTINA | 198.6 | 103.4 | 72.1 | 108.6 | 80.2 | 85.2 | 30644.6 | 552.7 | 71.4 | 132.1 | 213.3 | 176.8 |
| BRAZIL | 354.2 | 305.2 | 248.9 | 153.0 | 733.4 | 107.5 | 145.4 | 626.3 | 93.3 | 286.8 | 74.3 | 177.3 |
| HONG KONG | 112.0 | 251.6 | 9.7 | 19.1 | 12.6 | 37.4 | 50.1 | 11.0 | 10.1 | 96.5 | 206.2 | 61.7 |
| ISRAEL | 56.3 | 92.6 | 99.5 | 172.8 | 425.4 | 76.6 | 193.8 | 166.3 | 35.5 | 67.7 | 399.6 | 70.0 |
| MALAYSIA | 115.6 | 98.3 | 99.8 | 164.7 | 178.6 | 128.6 | 115.2 | 619.5 | 153.1 | 95.6 | 108.4 | 118.1 |
| MEXICO | 254.4 | 165.5 | 290.5 | 197.4 | 89.2 | 242.6 | 89.1 | 4183.6 | 147.8 | 181.0 | 530.7 | 183.7 |
| PHILIPPINES | 118.3 | 116.6 | 116.4 | 59.9 | 102.6 | 38.8 | 43.6 | 49.5 | 12.7 | 112.0 | 11.1 | 81.9 |
| SINGAPORE | 81.7 | 115.4 | 42.8 | 97.9 | 118.6 | 102.4 | 102.0 | 144.5 | 102.7 | 78.4 | 65.3 | 83.9 |
| SOUTH KOREA | 118.4 | 153.4 | 60.5 | 101.1 | 170.4 | 39.7 | 52.0 | 941.1 | 7.3 | 103.0 | 76.6 | 95.5 |
| THAILAND | 115.4 | 90.1 | 33.7 | 66.3 | 70.6 | 55.1 | 67.0 | 79.9 | 18.5 | 66.0 | 88.6 | 69.2 |
| TURKEY | 85.6 | 34.7 | 9.1 | 34.2 | 20.0 | 14.0 | 3.4 | 30.5 | 3.4 | 68.4 | 77.2 | 66.9 |
| YUGOSLAVIA | 72.8 | 69.5 | 37.2 | 88.2 | 81.0 | 44.0 | 29.5 | 131.4 | 8.0 | 69.1 | 64.0 | 85.4 |

1985

| REPORTER | EUR12 | USA | JAPAN | NICS | NICSI | NICSII | NICSIIA | NICSIIM | NICSIILA | DCS | NIDCS | WORLD |
|---|---|---|---|---|---|---|---|---|---|---|---|---|
| NICS I | 92.2 | 174.6 | 38.5 | 54.0 | 60.4 | 80.7 | 86.6 | 66.2 | 27.7 | 94.8 | 83.4 | 80.1 |
| NICS II | 125.7 | 141.0 | 107.2 | 123.1 | 135.3 | 98.1 | 90.9 | 301.9 | 76.7 | 122.1 | 90.5 | 118.5 |
| NICS II A | 121.1 | 117.0 | 90.2 | 112.3 | 128.8 | 88.2 | 91.8 | 237.4 | 34.8 | 99.4 | 62.9 | 100.2 |
| NICS II M | 68.9 | 86.2 | 34.0 | 88.0 | 205.7 | 45.6 | 19.9 | 82.7 | 33.0 | 68.1 | 80.0 | 78.4 |
| NICS II LA | 256.2 | 161.4 | 202.3 | 162.9 | 211.9 | 124.5 | 207.8 | 1188.8 | 89.1 | 179.6 | 110.9 | 170.1 |
| ARGENTINA | 190.9 | 148.0 | 135.8 | 185.7 | 129.4 | 133.5 | 5122.1 | 1077.7 | 111.9 | 155.8 | 244.1 | 220.1 |
| BRAZIL | 328.5 | 246.0 | 228.1 | 166.4 | 443.5 | 105.8 | 164.8 | 536.9 | 84.8 | 254.6 | 84.0 | 178.6 |
| HONG KONG | 89.1 | 273.0 | 8.3 | 20.3 | 9.5 | 34.0 | 43.9 | 13.5 | 16.8 | 88.1 | 165.8 | 56.1 |
| ISRAEL | 53.7 | 127.7 | 112.6 | 215.9 | 433.4 | 106.8 | 88.7 | 240.5 | 69.6 | 74.1 | 473.6 | 76.4 |
| MALAYSIA | 128.9 | 106.3 | 128.2 | 152.9 | 162.3 | 131.2 | 134.2 | 546.0 | 49.6 | 110.6 | 93.6 | 124.9 |
| MEXICO | 213.0 | 141.0 | 204.4 | 134.6 | 90.8 | 147.5 | 184.7 | 2519.5 | 67.3 | 150.2 | 358.8 | 150.8 |
| PHILIPPINES | 157.1 | 119.7 | 111.4 | 55.6 | 78.5 | 54.3 | 59.5 | 152.0 | 4.1 | 117.1 | 16.1 | 84.2 |
| SINGAPORE | 81.4 | 121.2 | 47.9 | 87.4 | 118.8 | 104.2 | 104.0 | 117.7 | 105.7 | 83.8 | 80.2 | 86.9 |
| SOUTH KOREA | 106.2 | 166.5 | 60.3 | 98.2 | 206.1 | 49.6 | 54.2 | 134.4 | 13.6 | 106.7 | 77.9 | 97.3 |
| THAILAND | 98.9 | 132.6 | 38.6 | 83.2 | 84.5 | 65.1 | 67.0 | 119.1 | 38.0 | 74.1 | 73.1 | 76.3 |
| TURKEY | 82.3 | 44.0 | 8.4 | 22.6 | 16.2 | 13.1 | 5.5 | 30.7 | 1.7 | 64.5 | 91.3 | 70.1 |
| YUGOSLAVIA | 69.9 | 59.4 | 20.6 | 123.9 | 38.5 | 69.0 | 17.8 | 138.0 | 56.5 | 65.3 | 54.5 | 87.4 |

1986

| REPORTER | EUR12 | USA | JAPAN | NICS | NICSI | NICSII | NICSIIA | NICSIIM | NICSIILA | DCS | NIDCS | WORLD |
|---|---|---|---|---|---|---|---|---|---|---|---|---|
| NICS I | 105.8 | 205.7 | 35.1 | 52.0 | 60.3 | 77.4 | 81.8 | 68.9 | 38.9 | 99.6 | 99.9 | 83.2 |
| NICS II | 72.4 | 96.2 | 80.5 | 96.1 | 124.4 | 64.3 | 83.1 | 135.1 | 44.2 | 77.7 | 74.2 | 82.3 |
| NICS II A | 136.2 | 119.7 | 94.0 | 112.9 | 126.9 | 86.6 | 91.5 | 263.7 | 38.4 | 107.0 | 99.1 | 108.3 |
| NICS II M | 60.4 | 95.3 | 38.8 | 72.4 | 128.2 | 36.5 | 22.5 | 78.0 | 20.5 | 63.2 | 104.2 | 76.9 |
| NICS II LA | 62.0 | 86.0 | 65.6 | 65.6 | 73.6 | 58.6 | 69.8 | 200.9 | 50.6 | 70.2 | 41.8 | 66.0 |
| ARGENTINA | 143.2 | 84.7 | 116.1 | 154.2 | 115.1 | 122.8 | 2512.1 | 578.7 | 108.2 | 114.3 | 168.9 | 145.0 |
| HONG KONG | 99.4 | 276.4 | 11.0 | 19.4 | 11.1 | 35.0 | 39.6 | 22.7 | 28.1 | 93.0 | 167.4 | 55.8 |
| ISRAEL | 44.8 | 131.9 | 105.0 | 182.0 | 222.4 | 152.7 | 116.4 | 184.7 | 149.0 | 66.1 | 294.6 | 75.2 |
| MALAYSIA | 130.7 | 113.7 | 140.8 | 141.4 | 154.4 | 115.9 | 108.6 | 1473.1 | 67.1 | 118.0 | 182.9 | 128.8 |
| MEXICO | 130.1 | 135.1 | 151.6 | 134.4 | 336.5 | 95.0 | 328.1 | 246.3 | 59.7 | 129.8 | 443.2 | 136.1 |
| PHILIPPINES | 149.5 | 126.7 | 91.6 | 58.3 | 65.7 | 46.4 | 59.9 | 89.6 | 2.3 | 112.5 | 27.6 | 87.7 |
| SINGAPORE | 83.9 | 137.8 | 37.9 | 95.5 | 102.7 | 102.6 | 101.0 | 222.5 | 128.3 | 82.9 | 81.7 | 88.0 |
| SOUTH KOREA | 134.2 | 213.0 | 49.9 | 120.8 | 253.4 | 43.6 | 45.8 | 739.5 | 24.9 | 113.6 | 108.2 | 110.1 |
| THAILAND | 136.5 | 121.8 | 51.9 | 103.8 | 116.7 | 78.6 | 88.3 | 82.3 | 42.6 | 90.9 | 116.8 | 96.3 |
| TURKEY | 71.3 | 46.6 | 14.4 | 35.2 | 13.9 | 13.5 | 5.5 | 31.9 | 2.6 | 58.6 | 122.5 | 67.1 |
| YUGOSLAVIA | 67.3 | 83.9 | 13.9 | 58.5 | 34.1 | 30.0 | 12.8 | 157.6 | 4.7 | 65.0 | 75.7 | 87.6 |

TABLE 1.53: IMPORTS FROM THE WORLD = 100%

PARTNER

1970

| REPORTER | EUR12 | USA | JAPAN | NICS | NICSI | NICSII | NICSIIA | NICSIIM | NICSIILA | DCS | NIDCS | WORLD |
|---|---|---|---|---|---|---|---|---|---|---|---|---|
| NICS I | 15.3 | 16.7 | 26.8 | 19.0 | 5.4 | 4.1 | 3.0 | 0.5 | 0.6 | 64.9 | 8.1 | 100.0 |
| NICS II | 32.3 | 26.2 | 9.7 | 7.5 | 1.8 | 3.9 | 0.5 | 0.3 | 3.0 | 77.9 | 7.9 | 100.0 |
| NICS II A | 20.9 | 17.1 | 28.1 | 14.7 | 6.7 | 2.2 | 1.6 | 0.1 | 0.4 | 74.8 | 8.0 | 100.0 |
| NICS II M | 47.7 | 12.5 | 2.4 | 3.1 | 0.1 | 2.1 | 0.2 | 0.8 | 1.0 | 74.7 | 5.6 | 100.0 |
| NICS II LA | 27.2 | 41.5 | 4.9 | 6.8 | 0.4 | 6.3 | 0.2 | 0.1 | 5.9 | 82.1 | 9.6 | 100.0 |
| ARGENTINA | 33.0 | 24.8 | 5.0 | 13.3 | 0.5 | 12.5 | 0.6 | 0.0 | 11.8 | 72.0 | 12.9 | 100.0 |
| BRAZIL | 30.1 | 32.2 | 6.2 | 7.2 | 0.3 | 6.9 | 0.1 | 0.1 | 6.6 | 76.7 | 13.8 | 100.0 |
| HONG KONG | 18.3 | 13.1 | 23.7 | 29.6 | 7.5 | 4.4 | 2.2 | 0.9 | 1.2 | 62.1 | 5.3 | 100.0 |
| ISRAEL | 47.8 | 22.2 | 4.2 | 3.1 | 0.3 | 2.7 | 0.0 | 1.2 | 1.4 | 84.4 | 2.4 | 100.0 |
| MALAYSIA | 23.3 | 8.5 | 17.4 | 27.4 | 11.7 | 4.0 | 3.7 | 0.1 | 0.1 | 58.8 | 11.4 | 100.0 |
| MEXICO | 20.0 | 63.7 | 3.4 | 1.8 | 0.5 | 1.2 | 0.0 | 0.0 | 1.2 | 95.2 | 2.5 | 100.0 |
| PHILIPPINES | 16.2 | 29.3 | 30.4 | 5.8 | 2.6 | 0.5 | 0.0 | 0.0 | 0.4 | 84.9 | 6.7 | 100.0 |
| SINGAPORE | 15.6 | 10.8 | 19.3 | 13.6 | 4.7 | 2.9 | 2.3 | 0.2 | 0.2 | 53.4 | 12.9 | 100.0 |
| SOUTH KOREA | 10.5 | 29.4 | 40.8 | 10.0 | 3.3 | 5.3 | 5.1 | 0.2 | 0.0 | 83.2 | 6.4 | 100.0 |
| TAIWAN | 8.4 | 23.8 | 42.8 | 13.1 | 3.1 | 8.9 | 5.9 | 0.1 | 2.7 | 80.9 | 5.4 | 100.0 |
| THAILAND | 22.6 | 14.9 | 37.5 | 9.2 | 5.0 | 1.8 | 0.9 | 0.1 | 0.8 | 82.8 | 5.5 | 100.0 |
| TURKEY | 45.5 | 19.4 | 2.8 | 1.1 | 0.1 | 0.9 | 0.1 | 0.5 | 0.2 | 78.6 | 7.1 | 100.0 |
| YUGOSLAVIA | 48.4 | 5.5 | 1.3 | 3.8 | 0.0 | 2.1 | 0.4 | 0.6 | 1.0 | 68.6 | 6.8 | 100.0 |

1975

| REPORTER | EUR12 | USA | JAPAN | NICS | NICSI | NICSII | NICSIIA | NICSIIM | NICSIILA | DCS | NIDCS | WORLD |
|---|---|---|---|---|---|---|---|---|---|---|---|---|
| NICS I | 11.3 | 17.8 | 23.5 | 19.7 | 7.0 | 3.7 | 2.8 | 0.4 | 0.4 | 58.9 | 16.2 | 100.0 |
| NICS II | 29.1 | 22.8 | 10.4 | 6.5 | 1.8 | 3.5 | 0.6 | 0.2 | 2.6 | 70.7 | 16.0 | 100.0 |
| NICS II A | 16.7 | 15.9 | 26.4 | 14.8 | 7.5 | 3.1 | 2.3 | 0.3 | 0.4 | 68.0 | 16.1 | 100.0 |
| NICS II M | 44.6 | 11.0 | 2.9 | 2.9 | 0.4 | 1.9 | 0.2 | 0.4 | 1.2 | 68.2 | 11.0 | 100.0 |
| NICS II LA | 23.8 | 33.8 | 8.5 | 5.2 | 0.4 | 4.7 | 0.0 | 0.1 | 4.5 | 73.6 | 19.4 | 100.0 |
| ARGENTINA | 28.6 | 16.3 | 12.5 | 11.8 | 0.7 | 10.9 | 0.2 | 0.1 | 10.5 | 66.9 | 18.3 | 100.0 |
| BRAZIL | 25.7 | 24.8 | 9.2 | 3.4 | 0.4 | 2.9 | 0.0 | 0.1 | 2.7 | 67.4 | 27.2 | 100.0 |
| HONG KONG | 13.2 | 11.8 | 20.8 | 41.2 | 14.3 | 5.4 | 3.3 | 1.2 | 0.8 | 52.5 | 4.7 | 100.0 |
| ISRAEL | 43.0 | 24.0 | 2.1 | 3.3 | 0.7 | 2.4 | 0.0 | 0.4 | 1.9 | 76.7 | 1.2 | 100.0 |
| MALAYSIA | 20.5 | 10.6 | 20.0 | 25.3 | 12.7 | 4.8 | 4.4 | 0.0 | 0.3 | 63.4 | 10.7 | 100.0 |
| MEXICO | 17.0 | 62.8 | 4.6 | 5.1 | 0.1 | 4.8 | 0.0 | 0.0 | 4.6 | 90.2 | 4.0 | 100.0 |
| PHILIPPINES | 12.8 | 22.2 | 27.8 | 10.6 | 3.9 | 3.2 | 2.4 | 0.2 | 0.6 | 71.2 | 17.7 | 100.0 |
| SINGAPORE | 13.1 | 15.6 | 16.8 | 12.3 | 4.9 | 3.1 | 2.4 | 0.2 | 0.4 | 51.9 | 23.6 | 100.0 |
| SOUTH KOREA | 7.5 | 25.8 | 33.4 | 8.0 | 2.6 | 2.8 | 2.6 | 0.0 | 0.0 | 72.6 | 18.7 | 100.0 |
| THAILAND | 17.2 | 14.3 | 31.5 | 8.5 | 6.1 | 1.2 | 0.1 | 0.6 | 0.4 | 69.3 | 19.9 | 100.0 |
| TURKEY | 49.4 | 8.9 | 4.5 | 2.5 | 0.4 | 1.4 | 0.3 | 0.6 | 0.4 | 73.3 | 18.7 | 100.0 |
| YUGOSLAVIA | 42.6 | 5.4 | 2.3 | 2.9 | 0.1 | 1.9 | 0.3 | 0.3 | 1.2 | 60.6 | 11.7 | 100.0 |

1979

| REPORTER | EUR12 | USA | JAPAN | NICS | NICSI | NICSII | NICSIIA | NICSIIM | NICSIILA | DCS | NIDCS | WORLD |
|---|---|---|---|---|---|---|---|---|---|---|---|---|
| NICS I | 11.9 | 16.6 | 24.5 | 24.3 | 7.4 | 8.8 | 7.7 | 0.5 | 0.5 | 59.3 | 15.0 | 100.0 |
| NICS II | 25.4 | 22.6 | 9.0 | 9.3 | 3.2 | 4.4 | 0.9 | 0.2 | 3.2 | 65.1 | 17.7 | 100.0 |
| NICS II A | 15.5 | 17.6 | 23.6 | 19.7 | 11.0 | 3.7 | 2.7 | 0.1 | 0.7 | 65.0 | 13.8 | 100.0 |
| NICS II M | 39.8 | 11.0 | 2.0 | 3.0 | 0.5 | 1.7 | 0.1 | 0.6 | 0.9 | 64.1 | 10.9 | 100.0 |
| NICS II LA | 21.0 | 33.4 | 5.8 | 7.7 | 0.7 | 6.5 | 0.3 | 0.1 | 6.0 | 65.9 | 24.5 | 100.0 |
| ARGENTINA | 31.1 | 21.1 | 5.3 | 12.6 | 1.5 | 10.8 | 0.1 | 0.3 | 10.4 | 65.3 | 19.7 | 100.0 |
| BRAZIL | 19.0 | 18.3 | 5.9 | 8.4 | 0.8 | 7.1 | 0.6 | 0.1 | 6.3 | 48.9 | 40.2 | 100.0 |
| HONG KONG | 14.1 | 12.0 | 22.5 | 39.6 | 15.5 | 5.1 | 3.4 | 1.2 | 0.4 | 55.3 | 2.9 | 100.0 |
| ISRAEL | 37.6 | 19.9 | 2.2 | 3.2 | 0.9 | 2.1 | 0.1 | 0.3 | 1.6 | 74.2 | 1.0 | 100.0 |
| MALAYSIA | 17.6 | 14.9 | 22.3 | 24.8 | 14.6 | 5.3 | 4.4 | 0.1 | 0.6 | 65.1 | 8.7 | 100.0 |
| MEXICO | 18.9 | 63.5 | 5.8 | 4.0 | 0.2 | 3.4 | 0.1 | 0.0 | 3.2 | 92.8 | 2.5 | 100.0 |
| PHILIPPINES | 13.9 | 22.8 | 22.8 | 15.8 | 7.9 | 2.8 | 1.5 | 0.0 | 1.2 | 66.7 | 16.7 | 100.0 |
| SINGAPORE | 11.4 | 14.3 | 17.0 | 26.9 | 5.8 | 18.2 | 17.3 | 0.3 | 0.5 | 48.0 | 24.1 | 100.0 |
| SOUTH KOREA | 10.6 | 22.6 | 32.7 | 9.1 | 2.0 | 3.7 | 2.9 | 0.2 | 0.5 | 72.5 | 17.2 | 100.0 |
| THAILAND | 14.7 | 15.7 | 25.8 | 17.7 | 10.1 | 2.8 | 2.0 | 0.3 | 0.4 | 63.3 | 16.7 | 100.0 |
| TURKEY | 37.3 | 7.2 | 4.4 | 4.4 | 1.6 | 2.7 | 0.2 | 1.8 | 0.7 | 59.4 | 23.3 | 100.0 |
| YUGOSLAVIA | 41.7 | 7.5 | 1.0 | 2.5 | 0.0 | 1.1 | 0.2 | 0.3 | 0.6 | 60.4 | 11.9 | 100.0 |

1981

| REPORTER | EUR12 | USA | JAPAN | NICS | NICSI | NICSII | NICSIIA | NICSIIM | NICSIILA | DCS | NIDCS | WORLD |
|---|---|---|---|---|---|---|---|---|---|---|---|---|
| NICS I | 9.6 | 15.4 | 22.0 | 25.8 | 8.8 | 8.2 | 7.4 | 0.3 | 0.4 | 53.0 | 19.0 | 100.0 |
| NICS II | 20.8 | 25.1 | 9.1 | 10.1 | 3.7 | 4.5 | 0.9 | 0.2 | 3.3 | 62.2 | 19.8 | 100.0 |
| NICS II A | 12.7 | 16.5 | 22.7 | 21.7 | 12.8 | 4.6 | 3.3 | 0.1 | 1.1 | 59.7 | 17.0 | 100.0 |
| NICS II M | 34.1 | 9.7 | 1.5 | 2.5 | 0.3 | 1.7 | 0.2 | 0.5 | 0.9 | 54.9 | 17.7 | 100.0 |
| NICS II LA | 17.5 | 38.0 | 6.4 | 8.5 | 0.8 | 6.1 | 0.1 | 0.1 | 5.8 | 67.6 | 22.3 | 100.0 |
| ARGENTINA | 29.5 | 22.2 | 10.2 | 13.8 | 3.1 | 10.3 | 0.0 | 0.2 | 10.1 | 69.4 | 14.8 | 100.0 |
| BRAZIL | 14.2 | 16.3 | 5.7 | 9.7 | 0.3 | 6.4 | 0.2 | 0.1 | 6.1 | 41.9 | 46.6 | 100.0 |
| HONG KONG | 11.7 | 10.4 | 23.2 | 45.9 | 19.4 | 4.2 | 2.9 | 0.8 | 0.4 | 50.3 | 2.0 | 100.0 |
| ISRAEL | 35.3 | 20.6 | 1.6 | 3.5 | 1.0 | 2.2 | 0.1 | 0.5 | 1.6 | 67.4 | 0.6 | 100.0 |
| MALAYSIA | 14.0 | 14.5 | 24.5 | 26.4 | 18.0 | 4.7 | 4.2 | 0.0 | 0.4 | 62.7 | 9.6 | 100.0 |
| MEXICO | 16.2 | 65.1 | 5.6 | 5.2 | 0.5 | 4.0 | 0.0 | 0.0 | 3.9 | 91.9 | 1.7 | 100.0 |
| PHILIPPINES | 10.4 | 22.8 | 18.9 | 18.4 | 7.9 | 5.1 | 2.4 | 0.0 | 2.6 | 58.7 | 22.5 | 100.0 |
| SINGAPORE | 9.9 | 12.6 | 18.8 | 23.4 | 5.2 | 14.9 | 14.4 | 0.1 | 0.3 | 46.1 | 29.7 | 100.0 |
| SOUTH KOREA | 7.5 | 23.1 | 24.3 | 9.4 | 2.7 | 4.9 | 4.1 | 0.0 | 0.7 | 62.7 | 23.8 | 100.0 |
| THAILAND | 13.1 | 13.4 | 23.9 | 19.1 | 11.1 | 4.0 | 2.8 | 0.2 | 0.8 | 57.1 | 20.9 | 100.0 |
| TURKEY | 29.1 | 6.5 | 2.3 | 2.1 | 0.4 | 1.6 | 0.2 | 0.7 | 0.6 | 47.5 | 40.7 | 100.0 |
| YUGOSLAVIA | 36.4 | 6.0 | 1.0 | 2.1 | 0.0 | 1.4 | 0.2 | 0.3 | 0.7 | 52.8 | 13.4 | 100.0 |

1983

| REPORTER | EUR12 | USA | JAPAN | NICS | NICSI | NICSII | NICSIIA | NICSIIM | NICSIILA | DCS | NIDCS | WORLD |
|---|---|---|---|---|---|---|---|---|---|---|---|---|
| NICS I | 10.1 | 16.7 | 21.4 | 27.9 | 8.3 | 9.4 | 8.2 | 0.2 | 0.9 | 54.0 | 15.4 | 100.0 |
| NICS II | 20.1 | 20.9 | 10.2 | 12.4 | 5.6 | 4.7 | 1.6 | 0.2 | 2.8 | 58.3 | 20.0 | 100.0 |
| NICS II A | 13.3 | 16.8 | 23.9 | 24.6 | 15.3 | 5.6 | 4.2 | 0.1 | 1.2 | 60.9 | 13.3 | 100.0 |
| NICS II M | 33.1 | 10.3 | 2.1 | 2.4 | 0.4 | 1.6 | 0.3 | 0.5 | 0.8 | 53.9 | 19.3 | 100.0 |
| NICS II LA | 14.9 | 34.6 | 4.2 | 9.5 | 0.7 | 6.7 | 0.2 | 0.0 | 6.4 | 59.6 | 27.3 | 100.0 |
| ARGENTINA | 27.2 | 21.9 | 6.8 | 18.2 | 1.4 | 16.6 | 0.0 | 0.2 | 16.3 | 62.9 | 16.4 | 100.0 |
| BRAZIL | 12.5 | 15.5 | 3.6 | 11.1 | 0.3 | 7.1 | 0.3 | 0.0 | 6.7 | 38.3 | 46.8 | 100.0 |
| HONG KONG | 11.6 | 10.9 | 22.9 | 45.5 | 15.9 | 3.9 | 2.7 | 0.5 | 0.6 | 50.6 | 2.1 | 100.0 |
| ISRAEL | 42.1 | 19.3 | 3.2 | 3.2 | 1.0 | 1.9 | 0.1 | 0.5 | 1.1 | 74.8 | 0.7 | 100.0 |
| MALAYSIA | 14.2 | 16.1 | 25.2 | 28.0 | 19.7 | 4.8 | 4.1 | 0.0 | 0.5 | 63.7 | 7.5 | 100.0 |
| MEXICO | 13.6 | 69.4 | 3.9 | 3.5 | 1.0 | 2.0 | 0.2 | 0.0 | 1.7 | 91.4 | 1.5 | 100.0 |
| PHILIPPINES | 12.1 | 23.3 | 17.1 | 21.1 | 11.8 | 5.2 | 2.8 | 0.0 | 2.3 | 58.2 | 20.1 | 100.0 |
| SINGAPORE | 10.5 | 15.1 | 18.0 | 27.8 | 6.3 | 17.3 | 16.7 | 0.1 | 0.4 | 47.8 | 23.2 | 100.0 |
| SOUTH KOREA | 8.4 | 23.9 | 23.7 | 11.9 | 3.4 | 5.8 | 4.0 | 0.0 | 1.8 | 63.8 | 19.2 | 100.0 |
| THAILAND | 13.0 | 12.5 | 27.3 | 22.9 | 12.5 | 6.9 | 5.5 | 0.2 | 1.1 | 59.5 | 15.5 | 100.0 |
| TURKEY | 27.4 | 7.1 | 3.2 | 2.3 | 0.3 | 1.9 | 0.5 | 0.6 | 0.7 | 44.9 | 43.5 | 100.0 |
| YUGOSLAVIA | 30.8 | 6.3 | 0.6 | 1.9 | 0.0 | 1.3 | 0.2 | 0.4 | 0.7 | 45.7 | 15.3 | 100.0 |

1984

| REPORTER | EUR12 | USA | JAPAN | NICS | NICSI | NICSII | NICSIIA | NICSIIM | NICSIILA | DCS | NIDCS | WORLD |
|---|---|---|---|---|---|---|---|---|---|---|---|---|
| NICS I | 10.2 | 16.1 | 22.2 | 29.6 | 8.9 | 9.2 | 8.0 | 0.2 | 0.9 | 54.7 | 12.7 | 100.0 |
| NICS II | 19.9 | 23.1 | 10.0 | 13.3 | 5.6 | 5.6 | 2.0 | 0.2 | 3.3 | 59.9 | 18.2 | 100.0 |
| NICS II A | 12.6 | 17.5 | 23.9 | 27.4 | 16.0 | 6.7 | 5.4 | 0.1 | 1.2 | 60.8 | 10.6 | 100.0 |
| NICS II M | 33.6 | 11.1 | 2.1 | 2.5 | 0.2 | 1.9 | 0.4 | 0.5 | 0.9 | 54.8 | 20.8 | 100.0 |
| NICS II LA | 14.1 | 39.0 | 4.7 | 10.5 | 1.0 | 8.0 | 0.3 | 0.1 | 7.5 | 63.7 | 22.6 | 100.0 |
| ARGENTINA | 24.5 | 18.4 | 8.1 | 22.1 | 1.9 | 20.0 | 0.0 | 0.2 | 19.8 | 58.2 | 16.8 | 100.0 |
| BRAZIL | 12.6 | 16.6 | 4.0 | 12.1 | 0.4 | 8.8 | 0.6 | 0.1 | 8.0 | 39.7 | 44.5 | 100.0 |
| HONG KONG | 11.2 | 10.9 | 23.5 | 46.3 | 16.5 | 3.7 | 2.5 | 0.5 | 0.6 | 50.2 | 1.6 | 100.0 |
| ISRAEL | 42.5 | 21.3 | 2.2 | 2.6 | 0.7 | 1.7 | 0.1 | 0.3 | 1.2 | 74.9 | 0.6 | 100.0 |
| MALAYSIA | 13.3 | 16.2 | 26.4 | 29.3 | 19.3 | 6.0 | 5.1 | 0.1 | 0.7 | 64.0 | 5.7 | 100.0 |
| MEXICO | 12.3 | 69.2 | 4.5 | 5.1 | 1.4 | 3.3 | 0.1 | 0.0 | 3.1 | 90.6 | 1.4 | 100.0 |
| PHILIPPINES | 11.2 | 27.0 | 13.5 | 25.7 | 10.9 | 7.8 | 6.5 | 0.0 | 1.2 | 57.0 | 16.9 | 100.0 |
| SINGAPORE | 10.3 | 14.6 | 18.2 | 30.6 | 6.6 | 18.4 | 17.9 | 0.1 | 0.4 | 48.3 | 20.0 | 100.0 |
| SOUTH KOREA | 9.1 | 22.4 | 24.8 | 13.0 | 3.9 | 5.7 | 4.0 | 0.0 | 1.6 | 64.9 | 16.1 | 100.0 |
| THAILAND | 12.5 | 13.3 | 26.9 | 25.9 | 14.6 | 7.0 | 5.0 | 0.2 | 1.7 | 59.0 | 13.3 | 100.0 |
| TURKEY | 30.4 | 9.9 | 3.7 | 2.7 | 0.2 | 2.3 | 0.6 | 0.9 | 0.8 | 51.2 | 36.6 | 100.0 |
| YUGOSLAVIA | 30.3 | 5.1 | 0.6 | 2.1 | 0.0 | 1.7 | 0.4 | 0.4 | 0.8 | 44.2 | 20.8 | 100.0 |

1985

| REPORTER | EUR12 | USA | JAPAN | NICS | NICSI | NICSII | NICSIIA | NICSIIM | NICSIILA | DCS | NIDCS | WORLD |
|---|---|---|---|---|---|---|---|---|---|---|---|---|
| NICS I | 10.8 | 15.1 | 21.6 | 31.0 | 9.2 | 8.8 | 7.7 | 0.3 | 0.7 | 54.0 | 11.5 | 100.0 |
| NICS II | 21.4 | 24.3 | 9.3 | 13.2 | 5.6 | 5.4 | 2.1 | 0.3 | 2.9 | 62.1 | 16.7 | 100.0 |
| NICS II A | 13.2 | 15.9 | 22.5 | 30.0 | 17.7 | 7.4 | 6.3 | 0.1 | 0.9 | 59.1 | 9.8 | 100.0 |
| NICS II M | 35.7 | 11.3 | 2.5 | 3.2 | 0.4 | 2.4 | 0.5 | 0.7 | 1.1 | 57.6 | 19.4 | 100.0 |
| NICS II LA | 14.7 | 43.0 | 5.0 | 9.1 | 0.8 | 6.5 | 0.2 | 0.1 | 6.1 | 68.5 | 19.7 | 100.0 |
| ARGENTINA | 28.0 | 18.2 | 6.9 | 19.3 | 1.2 | 17.9 | 0.0 | 0.3 | 17.6 | 60.4 | 17.2 | 100.0 |
| BRAZIL | 14.6 | 19.7 | 4.2 | 11.2 | 0.6 | 7.0 | 0.5 | 0.2 | 6.3 | 45.2 | 40.6 | 100.0 |
| HONG KONG | 11.5 | 9.1 | 23.0 | 47.4 | 17.4 | 3.4 | 2.2 | 0.5 | 0.6 | 48.4 | 1.7 | 100.0 |
| ISRAEL | 44.9 | 20.4 | 2.2 | 2.4 | 0.8 | 1.4 | 0.2 | 0.2 | 0.9 | 77.5 | 0.5 | 100.0 |
| MALAYSIA | 14.1 | 15.2 | 23.1 | 32.7 | 22.3 | 6.3 | 5.4 | 0.1 | 0.7 | 61.3 | 5.2 | 100.0 |
| MEXICO | 11.7 | 69.6 | 5.2 | 4.8 | 0.8 | 3.4 | 0.1 | 0.1 | 3.2 | 91.2 | 1.7 | 100.0 |
| PHILIPPINES | 8.4 | 25.2 | 14.3 | 31.9 | 13.7 | 9.1 | 7.9 | 0.1 | 1.0 | 54.3 | 13.1 | 100.0 |
| SINGAPORE | 11.3 | 15.1 | 17.0 | 34.0 | 6.8 | 17.8 | 17.2 | 0.2 | 0.3 | 48.9 | 16.1 | 100.0 |
| SOUTH KOREA | 9.8 | 20.8 | 24.1 | 12.7 | 3.5 | 6.4 | 4.9 | 0.2 | 1.2 | 63.6 | 16.8 | 100.0 |
| THAILAND | 14.8 | 11.3 | 26.5 | 25.2 | 13.7 | 8.0 | 6.5 | 0.3 | 1.1 | 59.0 | 14.0 | 100.0 |
| TURKEY | 34.3 | 10.1 | 4.4 | 4.8 | 0.6 | 3.5 | 0.7 | 1.2 | 1.4 | 56.0 | 33.0 | 100.0 |
| YUGOSLAVIA | 30.9 | 6.3 | 1.0 | 2.4 | 0.0 | 1.9 | 0.5 | 0.5 | 0.8 | 45.7 | 19.4 | 100.0 |

1986

| REPORTER | EUR12 | USA | JAPAN | NICS | NICSI | NICSII | NICSIIA | NICSIIM | NICSIILA | DCS | NIDCS | WORLD |
|---|---|---|---|---|---|---|---|---|---|---|---|---|
| NICS I | 11.0 | 14.4 | 25.0 | 32.0 | 9.8 | 8.0 | 7.0 | 0.3 | 0.7 | 56.6 | 8.3 | 100.0 |
| NICS II | 26.5 | 21.5 | 9.8 | 13.4 | 5.8 | 5.3 | 1.7 | 0.4 | 3.1 | 65.8 | 12.8 | 100.0 |
| NICS II A | 13.9 | 18.5 | 21.9 | 29.0 | 18.0 | 6.4 | 4.9 | 0.1 | 1.2 | 62.0 | 7.6 | 100.0 |
| NICS II M | 41.1 | 11.2 | 3.5 | 4.4 | 0.9 | 2.6 | 0.4 | 0.7 | 1.4 | 64.9 | 12.5 | 100.0 |
| NICS II LA | 21.3 | 35.3 | 6.2 | 9.8 | 0.8 | 7.4 | 0.3 | 0.3 | 6.7 | 70.0 | 17.6 | 100.0 |
| ARGENTINA | 29.1 | 17.6 | 7.1 | 19.2 | 1.8 | 17.1 | 0.0 | 0.3 | 16.7 | 60.0 | 17.9 | 100.0 |
| BRAZIL | 22.1 | 22.4 | 6.2 | 10.4 | 0.8 | 6.9 | 0.6 | 0.2 | 6.0 | 59.1 | 27.0 | 100.0 |
| HONG KONG | 11.4 | 8.4 | 20.4 | 51.0 | 16.6 | 3.5 | 2.4 | 0.6 | 0.4 | 45.3 | 1.7 | 100.0 |
| ISRAEL | 51.5 | 18.7 | 3.2 | 3.0 | 1.7 | 1.0 | 0.2 | 0.3 | 0.5 | 84.7 | 0.7 | 100.0 |
| MALAYSIA | 14.4 | 18.8 | 20.6 | 33.3 | 22.4 | 6.1 | 5.1 | 0.0 | 0.8 | 62.6 | 3.2 | 100.0 |
| MEXICO | 16.0 | 65.7 | 5.8 | 4.0 | 0.2 | 3.4 | 0.1 | 0.4 | 2.8 | 93.4 | 1.8 | 100.0 |
| PHILIPPINES | 11.1 | 24.8 | 17.1 | 27.7 | 16.1 | 6.5 | 4.7 | 0.2 | 1.6 | 59.7 | 11.9 | 100.0 |
| SINGAPORE | 11.6 | 14.9 | 19.8 | 32.4 | 8.7 | 17.4 | 16.9 | 0.1 | 0.3 | 51.5 | 15.0 | 100.0 |
| SOUTH KOREA | 10.1 | 20.7 | 34.4 | 10.5 | 3.1 | 5.5 | 4.1 | 0.0 | 1.4 | 73.5 | 10.2 | 100.0 |
| THAILAND | 15.1 | 14.3 | 26.3 | 24.8 | 14.0 | 6.6 | 4.9 | 0.3 | 1.3 | 62.6 | 10.2 | 100.0 |
| TURKEY | 41.1 | 10.5 | 6.1 | 6.1 | 1.0 | 3.9 | 0.7 | 1.3 | 1.7 | 65.8 | 19.3 | 100.0 |
| YUGOSLAVIA | 32.8 | 5.7 | 1.2 | 3.8 | 0.1 | 2.6 | 0.3 | 0.4 | 1.8 | 47.9 | 15.6 | 100.0 |

TABLE 1.54: EXPORTS TO THE WORLD = 100%

PARTNER

1970

| REPORTER | EUR12 | USA | JAPAN | NICS | NICSI | NICSII | NICSIIA | NICSIIM | NICSIILA | DCS | NIDCS | WORLD |
|---|---|---|---|---|---|---|---|---|---|---|---|---|
| NICS I | 19.0 | 32.0 | 9.7 | 8.6 | 4.6 | 2.7 | 1.8 | 0.4 | 0.4 | 68.8 | 11.5 | 100.0 |
| NICS II | 32.9 | 22.3 | 10.5 | 12.6 | 6.3 | 5.2 | 0.8 | 0.9 | 3.4 | 71.5 | 7.4 | 100.0 |
| NICS II A | 16.5 | 21.9 | 26.4 | 24.3 | 19.0 | 3.5 | 2.4 | 0.5 | 0.4 | 68.3 | 4.2 | 100.0 |
| NICS II M | 43.0 | 9.6 | 1.7 | 5.4 | 1.5 | 2.1 | 0.3 | 1.3 | 0.4 | 64.0 | 7.7 | 100.0 |
| NICS II LA | 37.4 | 29.4 | 5.6 | 9.3 | 1.2 | 7.8 | 0.2 | 0.8 | 6.8 | 77.5 | 9.1 | 100.0 |
| ARGENTINA | 53.3 | 8.9 | 6.1 | 10.8 | 0.6 | 9.8 | 0.1 | 1.0 | 8.7 | 71.0 | 13.6 | 100.0 |
| BRAZIL | 39.6 | 24.6 | 5.2 | 11.0 | 2.1 | 8.8 | 0.3 | 1.0 | 7.5 | 77.0 | 6.5 | 100.0 |
| HONG KONG | 24.7 | 42.0 | 3.9 | 5.9 | 3.6 | 1.4 | 0.9 | 0.0 | 0.4 | 81.7 | 9.7 | 100.0 |
| ISRAEL | 41.7 | 19.2 | 4.1 | 9.2 | 5.7 | 3.4 | 1.0 | 1.6 | 0.7 | 75.6 | 8.3 | 100.0 |
| MALAYSIA | 20.3 | 12.9 | 18.2 | 33.2 | 26.6 | 4.2 | 2.5 | 0.8 | 0.8 | 56.9 | 4.1 | 100.0 |
| MEXICO | 8.7 | 70.2 | 5.7 | 3.1 | 0.3 | 2.7 | 0.1 | 0.2 | 2.3 | 88.2 | 8.1 | 100.0 |
| PHILIPPINES | 8.5 | 41.7 | 39.5 | 7.3 | 6.5 | 0.5 | 0.2 | 0.1 | 0.1 | 91.0 | 1.3 | 100.0 |
| SINGAPORE | 17.3 | 11.0 | 7.6 | 13.1 | 5.6 | 5.4 | 3.5 | 1.0 | 0.7 | 42.0 | 17.2 | 100.0 |
| SOUTH KOREA | 7.9 | 47.0 | 27.6 | 6.9 | 5.5 | 1.0 | 0.8 | 0.0 | 0.0 | 87.2 | 5.3 | 100.0 |
| TAIWAN | 9.9 | 39.8 | 15.0 | 20.4 | 14.0 | 4.1 | 3.7 | 0.0 | 0.4 | 70.4 | 8.7 | 100.0 |
| THAILAND | 19.6 | 13.5 | 26.2 | 28.8 | 19.5 | 6.4 | 5.6 | 0.7 | 0.0 | 61.1 | 9.2 | 100.0 |
| TURKEY | 50.0 | 9.5 | 3.3 | 2.7 | 0.5 | 1.9 | 0.0 | 1.8 | 0.0 | 73.5 | 9.4 | 100.0 |
| YUGOSLAVIA | 41.1 | 5.3 | 0.1 | 4.6 | 0.0 | 1.5 | 0.1 | 1.0 | 0.3 | 55.4 | 6.9 | 100.0 |

1975

| REPORTER | EUR12 | USA | JAPAN | NICS | NICSI | NICSII | NICSIIA | NICSIIM | NICSIILA | DCS | NIDCS | WORLD |
|---|---|---|---|---|---|---|---|---|---|---|---|---|
| NICS I | 19.9 | 25.0 | 12.9 | 11.1 | 6.5 | 3.4 | 2.5 | 0.4 | 0.4 | 68.0 | 13.0 | 100.0 |
| NICS II | 27.3 | 18.5 | 10.2 | 12.9 | 5.6 | 5.5 | 0.7 | 1.1 | 3.6 | 60.8 | 13.3 | 100.0 |
| NICS II A | 20.1 | 18.3 | 24.2 | 23.4 | 17.6 | 2.8 | 2.0 | 0.5 | 0.2 | 66.2 | 6.6 | 100.0 |
| NICS II M | 32.4 | 9.7 | 1.9 | 6.2 | 2.4 | 1.8 | 0.3 | 0.9 | 0.5 | 51.5 | 13.1 | 100.0 |
| NICS II LA | 28.8 | 23.1 | 6.5 | 10.5 | 0.5 | 8.8 | 0.2 | 1.5 | 7.0 | 62.4 | 17.3 | 100.0 |
| ARGENTINA | 35.2 | 6.6 | 4.5 | 16.1 | 0.8 | 14.1 | 0.1 | 0.7 | 13.2 | 48.0 | 19.5 | 100.0 |
| BRAZIL | 32.9 | 15.4 | 7.7 | 9.6 | 0.6 | 8.1 | 0.3 | 1.8 | 5.9 | 61.2 | 18.8 | 100.0 |
| HONG KONG | 30.6 | 32.0 | 4.1 | 7.1 | 3.9 | 2.3 | 1.9 | 0.1 | 0.2 | 81.4 | 10.0 | 100.0 |
| ISRAEL | 40.3 | 15.8 | 5.5 | 11.3 | 8.2 | 2.9 | 0.3 | 1.5 | 1.1 | 72.3 | 10.1 | 100.0 |
| MALAYSIA | 24.3 | 16.1 | 14.4 | 31.8 | 24.4 | 4.6 | 3.2 | 0.9 | 0.4 | 58.8 | 4.8 | 100.0 |
| MEXICO | 10.5 | 61.6 | 4.8 | 7.7 | 0.1 | 5.9 | 0.0 | 1.6 | 4.2 | 80.4 | 10.4 | 100.0 |
| PHILIPPINES | 16.5 | 29.7 | 37.4 | 7.2 | 4.5 | 0.7 | 0.4 | 0.2 | 0.0 | 86.7 | 5.4 | 100.0 |
| SINGAPORE | 14.4 | 13.9 | 8.7 | 16.6 | 9.2 | 5.9 | 4.5 | 0.5 | 0.8 | 46.0 | 17.4 | 100.0 |
| SOUTH KOREA | 16.1 | 30.3 | 25.3 | 8.8 | 5.9 | 1.7 | 0.8 | 0.5 | 0.2 | 79.2 | 11.1 | 100.0 |
| THAILAND | 16.3 | 10.6 | 28.0 | 24.9 | 18.8 | 1.7 | 1.5 | 0.1 | 0.0 | 58.3 | 11.2 | 100.0 |
| TURKEY | 46.0 | 10.5 | 2.0 | 3.6 | 1.6 | 1.7 | 0.9 | 0.7 | 0.0 | 70.3 | 17.1 | 100.0 |
| YUGOSLAVIA | 24.0 | 6.4 | 0.2 | 4.6 | 0.0 | 1.2 | 0.0 | 0.7 | 0.4 | 35.1 | 13.1 | 100.0 |

1979

| REPORTER | EUR12 | USA | JAPAN | NICS | NICSI | NICSII | NICSIIA | NICSIIM | NICSIILA | DCS | NIDCS | WORLD |
|---|---|---|---|---|---|---|---|---|---|---|---|---|
| NICS I | 19.5 | 24.9 | 12.9 | 18.6 | 6.8 | 9.7 | 8.5 | 0.4 | 0.8 | 65.1 | 14.0 | 100.0 |
| NICS II | 27.8 | 22.4 | 10.1 | 14.7 | 6.5 | 5.8 | 1.0 | 1.1 | 3.6 | 64.8 | 11.0 | 100.0 |
| NICS II A | 20.4 | 18.6 | 23.5 | 25.6 | 17.9 | 3.8 | 2.7 | 0.3 | 0.7 | 66.4 | 5.0 | 100.0 |
| NICS II M | 37.7 | 9.1 | 1.9 | 5.2 | 2.6 | 1.7 | 0.2 | 1.1 | 0.4 | 56.5 | 11.3 | 100.0 |
| NICS II LA | 28.5 | 30.6 | 4.8 | 11.7 | 0.8 | 8.8 | 0.3 | 1.6 | 6.9 | 67.4 | 14.8 | 100.0 |
| ARGENTINA | 39.6 | 7.4 | 5.0 | 18.2 | 1.3 | 14.1 | 0.0 | 1.1 | 12.9 | 54.5 | 18.6 | 100.0 |
| BRAZIL | 32.7 | 19.2 | 5.8 | 10.9 | 1.0 | 7.9 | 0.5 | 0.7 | 6.6 | 62.9 | 18.3 | 100.0 |
| HONG KONG | 30.3 | 33.6 | 4.7 | 9.0 | 4.1 | 3.2 | 2.3 | 0.2 | 0.6 | 80.0 | 9.3 | 100.0 |
| ISRAEL | 41.7 | 16.8 | 4.9 | 9.6 | 6.8 | 2.5 | 0.4 | 1.2 | 0.9 | 72.9 | 3.2 | 100.0 |
| MALAYSIA | 18.6 | 17.2 | 23.4 | 29.9 | 22.7 | 3.2 | 2.4 | 0.4 | 0.3 | 62.8 | 3.4 | 100.0 |
| MEXICO | 11.4 | 70.7 | 2.8 | 7.2 | 0.1 | 5.6 | 0.0 | 3.4 | 2.1 | 86.5 | 5.3 | 100.0 |
| PHILIPPINES | 21.0 | 30.3 | 26.3 | 13.6 | 9.3 | 2.1 | 1.6 | 0.1 | 0.3 | 81.9 | 2.2 | 100.0 |
| SINGAPORE | 14.4 | 13.7 | 9.5 | 34.7 | 9.8 | 22.1 | 20.2 | 0.5 | 1.3 | 44.7 | 16.3 | 100.0 |
| SOUTH KOREA | 16.4 | 29.0 | 22.2 | 10.6 | 5.9 | 2.8 | 2.0 | 0.4 | 0.3 | 73.5 | 15.5 | 100.0 |
| THAILAND | 23.8 | 11.2 | 21.3 | 27.1 | 15.1 | 6.5 | 4.5 | 0.1 | 1.7 | 60.4 | 10.8 | 100.0 |
| TURKEY | 50.0 | 4.6 | 0.9 | 4.3 | 1.7 | 2.0 | 0.2 | 1.6 | 0.1 | 63.9 | 18.1 | 100.0 |
| YUGOSLAVIA | 30.9 | 5.4 | 0.3 | 2.5 | 0.0 | 1.1 | 0.1 | 0.8 | 0.1 | 43.0 | 14.5 | 100.0 |

1981

| REPORTER | EUR12 | USA | JAPAN | NICS | NICSI | NICSII | NICSIIA | NICSIIM | NICSIILA | DCS | NIDCS | WORLD |
|---|---|---|---|---|---|---|---|---|---|---|---|---|
| NICS I | 15.4 | 24.1 | 10.8 | 21.6 | 8.2 | 9.9 | 9.1 | 0.2 | 0.6 | 58.2 | 16.6 | 100.0 |
| NICS II | 23.5 | 22.2 | 7.9 | 14.2 | 6.2 | 5.7 | 1.1 | 1.1 | 3.4 | 57.8 | 14.6 | 100.0 |
| NICS II A | 17.8 | 17.2 | 19.4 | 30.0 | 21.7 | 3.9 | 3.4 | 0.2 | 0.2 | 58.2 | 7.9 | 100.0 |
| NICS II M | 28.8 | 8.9 | 1.2 | 3.7 | 1.6 | 1.3 | 0.2 | 0.6 | 0.4 | 45.5 | 19.7 | 100.0 |
| NICS II LA | 23.9 | 29.8 | 5.2 | 11.1 | 0.8 | 8.4 | 0.5 | 1.7 | 6.1 | 62.7 | 15.6 | 100.0 |
| ARGENTINA | 24.1 | 9.4 | 1.8 | 13.0 | 0.9 | 10.3 | 0.1 | 0.6 | 9.5 | 37.4 | 14.4 | 100.0 |
| BRAZIL | 27.5 | 17.6 | 5.2 | 11.3 | 1.3 | 7.7 | 0.6 | 0.5 | 6.5 | 54.4 | 24.7 | 100.0 |
| HONG KONG | 25.5 | 36.3 | 3.6 | 10.8 | 3.6 | 2.9 | 2.0 | 0.1 | 0.7 | 76.2 | 11.1 | 100.0 |
| ISRAEL | 36.1 | 22.2 | 3.6 | 8.2 | 5.6 | 2.5 | 0.3 | 0.8 | 1.3 | 70.5 | 6.2 | 100.0 |
| MALAYSIA | 15.8 | 13.0 | 21.1 | 38.5 | 30.7 | 3.9 | 3.2 | 0.4 | 0.3 | 53.1 | 5.1 | 100.0 |
| MEXICO | 19.8 | 53.3 | 6.9 | 9.9 | 0.3 | 8.4 | 0.4 | 3.6 | 4.2 | 83.8 | 5.5 | 100.0 |
| PHILIPPINES | 16.5 | 30.9 | 21.9 | 18.3 | 11.2 | 2.4 | 2.2 | 0.1 | 0.0 | 74.0 | 4.3 | 100.0 |
| SINGAPORE | 10.9 | 13.2 | 10.1 | 37.1 | 11.5 | 22.1 | 21.1 | 0.3 | 0.6 | 41.3 | 17.9 | 100.0 |
| SOUTH KOREA | 13.1 | 26.7 | 16.4 | 13.6 | 8.1 | 2.7 | 1.9 | 0.1 | 0.6 | 62.8 | 19.0 | 100.0 |
| THAILAND | 22.3 | 13.0 | 14.4 | 25.3 | 14.9 | 5.1 | 4.7 | 0.1 | 0.2 | 53.7 | 15.5 | 100.0 |
| TURKEY | 33.2 | 5.6 | 0.7 | 2.3 | 0.6 | 0.9 | 0.0 | 0.7 | 0.1 | 48.1 | 42.3 | 100.0 |
| YUGOSLAVIA | 23.2 | 3.5 | 0.2 | 2.0 | 0.0 | 0.9 | 0.2 | 0.5 | 0.0 | 31.4 | 16.9 | 100.0 |

1983

| REPORTER | EUR12 | USA | JAPAN | NICS | NICSI | NICSII | NICSIIA | NICSIIM | NICSIILA | DCS | NIDCS | WORLD |
|---|---|---|---|---|---|---|---|---|---|---|---|---|
| NICS I | 13.8 | 30.1 | 9.8 | 21.8 | 7.0 | 10.7 | 10.1 | 0.1 | 0.3 | 60.9 | 14.1 | 100.0 |
| NICS II | 22.8 | 27.7 | 8.3 | 13.8 | 6.9 | 4.7 | 1.6 | 0.9 | 2.1 | 62.7 | 13.0 | 100.0 |
| NICS II A | 17.3 | 18.1 | 18.7 | 32.8 | 23.3 | 5.9 | 4.9 | 0.4 | 0.5 | 57.5 | 7.2 | 100.0 |
| NICS II M | 30.3 | 9.2 | 1.2 | 2.9 | 1.4 | 1.0 | 0.2 | 0.6 | 0.1 | 47.1 | 22.4 | 100.0 |
| NICS II LA | 22.5 | 39.2 | 6.1 | 9.2 | 1.4 | 5.5 | 0.6 | 1.2 | 3.5 | 71.1 | 12.1 | 100.0 |
| ARGENTINA | 23.8 | 9.8 | 4.8 | 15.5 | 1.6 | 6.8 | 1.1 | 0.6 | 4.9 | 39.7 | 18.6 | 100.0 |
| BRAZIL | 28.8 | 23.1 | 6.5 | 10.1 | 2.2 | 5.1 | 0.8 | 0.5 | 3.7 | 63.1 | 18.1 | 100.0 |
| HONG KONG | 22.2 | 41.9 | 3.7 | 12.9 | 3.6 | 2.6 | 2.3 | 0.1 | 0.1 | 78.5 | 7.0 | 100.0 |
| ISRAEL | 36.0 | 26.0 | 3.6 | 7.6 | 5.6 | 1.8 | 0.4 | 1.0 | 0.4 | 73.0 | 3.1 | 100.0 |
| MALAYSIA | 15.0 | 13.2 | 19.6 | 41.5 | 31.4 | 6.2 | 5.2 | 0.4 | 0.5 | 50.6 | 5.0 | 100.0 |
| MEXICO | 16.4 | 62.8 | 6.2 | 6.4 | 0.6 | 5.4 | 0.3 | 2.1 | 2.9 | 88.2 | 4.7 | 100.0 |
| PHILIPPINES | 18.2 | 36.1 | 20.5 | 16.3 | 10.5 | 4.5 | 3.5 | 0.2 | 0.7 | 78.6 | 3.1 | 100.0 |
| SINGAPORE | 9.5 | 18.1 | 9.1 | 37.9 | 10.3 | 24.6 | 23.8 | 0.3 | 0.4 | 42.3 | 16.5 | 100.0 |
| SOUTH KOREA | 12.7 | 33.8 | 13.9 | 12.5 | 6.1 | 3.0 | 2.5 | 0.0 | 0.4 | 67.3 | 16.1 | 100.0 |
| THAILAND | 21.5 | 15.1 | 15.2 | 26.2 | 15.2 | 6.3 | 5.4 | 0.4 | 0.4 | 56.3 | 15.5 | 100.0 |
| TURKEY | 36.2 | 4.0 | 0.6 | 1.3 | 0.1 | 0.6 | 0.0 | 0.4 | 0.0 | 48.6 | 45.7 | 100.0 |
| YUGOSLAVIA | 23.9 | 3.4 | 0.2 | 1.4 | 0.0 | 0.8 | 0.2 | 0.5 | 0.0 | 32.8 | 19.0 | 100.0 |

1984

| REPORTER | EUR12 | USA | JAPAN | NICS | NICSI | NICSII | NICSIIA | NICSIIM | NICSIILA | DCS | NIDCS | WORLD |
|---|---|---|---|---|---|---|---|---|---|---|---|---|
| NICS I | 13.1 | 32.7 | 10.5 | 21.3 | 6.8 | 9.2 | 8.8 | 0.1 | 0.2 | 63.7 | 12.0 | 100.0 |
| NICS II | 22.4 | 29.0 | 8.4 | 13.7 | 6.7 | 4.6 | 1.4 | 0.8 | 2.3 | 64.0 | 13.0 | 100.0 |
| NICS II A | 15.6 | 19.0 | 19.4 | 32.9 | 22.8 | 5.8 | 4.7 | 0.3 | 0.7 | 57.7 | 7.7 | 100.0 |
| NICS II M | 31.9 | 10.5 | 1.1 | 3.0 | 1.2 | 1.0 | 0.1 | 0.6 | 0.2 | 50.0 | 20.8 | 100.0 |
| NICS II LA | 22.0 | 40.8 | 5.9 | 8.7 | 1.1 | 5.5 | 0.3 | 1.1 | 3.9 | 72.3 | 12.6 | 100.0 |
| ARGENTINA | 27.5 | 10.8 | 3.3 | 13.6 | 0.8 | 9.6 | 0.9 | 0.7 | 8.0 | 43.5 | 20.2 | 100.0 |
| BRAZIL | 25.2 | 28.5 | 5.6 | 10.4 | 1.7 | 5.3 | 0.5 | 0.6 | 4.2 | 64.3 | 18.6 | 100.0 |
| HONG KONG | 20.3 | 44.5 | 3.7 | 14.3 | 3.3 | 2.2 | 2.0 | 0.0 | 0.1 | 78.6 | 5.5 | 100.0 |
| ISRAEL | 34.2 | 28.1 | 3.2 | 6.6 | 4.6 | 1.9 | 0.4 | 0.8 | 0.6 | 72.4 | 3.6 | 100.0 |
| MALAYSIA | 13.0 | 13.5 | 22.3 | 40.9 | 29.2 | 6.5 | 5.0 | 0.5 | 0.9 | 51.8 | 5.2 | 100.0 |
| MEXICO | 17.0 | 62.3 | 7.1 | 5.5 | 0.7 | 4.4 | 0.0 | 1.8 | 2.5 | 89.3 | 4.2 | 100.0 |
| PHILIPPINES | 16.1 | 38.5 | 19.1 | 18.8 | 13.7 | 3.7 | 3.4 | 0.0 | 0.1 | 77.9 | 2.3 | 100.0 |
| SINGAPORE | 10.0 | 20.0 | 9.3 | 35.7 | 9.4 | 22.5 | 21.7 | 0.2 | 0.5 | 45.2 | 15.6 | 100.0 |
| SOUTH KOREA | 11.2 | 35.9 | 15.7 | 13.8 | 6.9 | 2.4 | 2.2 | 0.0 | 0.1 | 70.0 | 12.9 | 100.0 |
| THAILAND | 20.8 | 17.4 | 13.1 | 24.8 | 14.9 | 5.6 | 4.8 | 0.2 | 0.4 | 56.2 | 17.1 | 100.0 |
| TURKEY | 39.0 | 5.1 | 0.5 | 1.4 | 0.0 | 0.5 | 0.0 | 0.4 | 0.0 | 52.4 | 42.2 | 100.0 |
| YUGOSLAVIA | 25.8 | 4.2 | 0.2 | 2.1 | 0.0 | 0.8 | 0.1 | 0.6 | 0.0 | 35.7 | 15.6 | 100.0 |

1985

| REPORTER | EUR12 | USA | JAPAN | NICS | NICSI | NICSII | NICSIIA | NICSIIM | NICSIILA | DCS | NIDCS | WORLD |
|---|---|---|---|---|---|---|---|---|---|---|---|---|
| NICS I | 12.5 | 33.0 | 10.4 | 20.9 | 6.9 | 8.9 | 8.3 | 0.3 | 0.2 | 63.9 | 11.9 | 100.0 |
| NICS II | 22.7 | 28.9 | 8.4 | 13.7 | 6.4 | 4.4 | 1.6 | 0.9 | 1.8 | 63.9 | 12.7 | 100.0 |
| NICS II A | 15.9 | 18.5 | 20.2 | 33.6 | 22.7 | 6.5 | 5.7 | 0.4 | 0.3 | 58.6 | 6.1 | 100.0 |
| NICS II M | 31.4 | 12.5 | 1.1 | 3.7 | 1.2 | 1.3 | 0.1 | 0.7 | 0.4 | 50.0 | 19.8 | 100.0 |
| NICS II LA | 22.2 | 40.8 | 5.9 | 8.7 | 0.9 | 4.8 | 0.3 | 1.2 | 3.2 | 72.4 | 12.8 | 100.0 |
| ARGENTINA | 24.3 | 12.2 | 4.2 | 16.2 | 0.7 | 10.8 | 0.4 | 1.4 | 8.9 | 42.8 | 19.0 | 100.0 |
| BRAZIL | 26.9 | 27.1 | 5.4 | 10.4 | 1.5 | 4.2 | 0.4 | 0.7 | 3.0 | 64.5 | 19.1 | 100.0 |
| HONG KONG | 18.4 | 44.4 | 3.4 | 17.2 | 2.9 | 2.1 | 1.7 | 0.1 | 0.1 | 76.1 | 5.1 | 100.0 |
| ISRAEL | 31.6 | 34.1 | 3.3 | 6.8 | 4.5 | 2.0 | 0.2 | 0.9 | 0.8 | 75.2 | 3.4 | 100.0 |
| MALAYSIA | 14.6 | 12.9 | 23.7 | 40.0 | 29.0 | 6.6 | 5.8 | 0.4 | 0.3 | 54.3 | 3.9 | 100.0 |
| MEXICO | 16.6 | 65.0 | 7.0 | 4.3 | 0.5 | 3.3 | 0.1 | 1.8 | 1.4 | 90.8 | 4.1 | 100.0 |
| PHILIPPINES | 15.7 | 35.8 | 19.0 | 21.0 | 12.7 | 5.8 | 5.6 | 0.2 | 0.0 | 75.5 | 2.5 | 100.0 |
| SINGAPORE | 10.5 | 21.1 | 9.3 | 34.2 | 9.3 | 21.3 | 20.5 | 0.3 | 0.4 | 47.2 | 14.9 | 100.0 |
| SOUTH KOREA | 10.7 | 35.6 | 15.0 | 12.9 | 7.4 | 3.2 | 2.7 | 0.3 | 0.1 | 69.8 | 13.4 | 100.0 |
| THAILAND | 19.1 | 19.7 | 13.4 | 27.5 | 15.2 | 6.8 | 5.7 | 0.5 | 0.5 | 57.2 | 13.4 | 100.0 |
| TURKEY | 40.2 | 6.3 | 0.5 | 1.5 | 0.1 | 0.6 | 0.0 | 0.5 | 0.0 | 51.6 | 42.9 | 100.0 |
| YUGOSLAVIA | 24.7 | 4.3 | 0.2 | 3.4 | 0.0 | 1.5 | 0.1 | 0.8 | 0.5 | 34.2 | 12.1 | 100.0 |

1986

| REPORTER | EUR12 | USA | JAPAN | NICS | NICSI | NICSII | NICSIIA | NICSIIM | NICSIILA | DCS | NIDCS | WORLD |
|---|---|---|---|---|---|---|---|---|---|---|---|---|
| NICS I | 14.0 | 35.6 | 10.5 | 20.0 | 7.1 | 7.5 | 6.9 | 0.2 | 0.3 | 67.8 | 10.0 | 100.0 |
| NICS II | 23.3 | 25.1 | 9.5 | 15.6 | 8.8 | 4.1 | 1.7 | 0.7 | 1.7 | 62.1 | 11.5 | 100.0 |
| NICS II A | 17.5 | 20.4 | 19.0 | 30.3 | 21.1 | 5.1 | 4.2 | 0.4 | 0.4 | 61.3 | 7.0 | 100.0 |
| NICS II M | 32.3 | 13.9 | 1.7 | 4.1 | 1.5 | 1.2 | 0.1 | 0.7 | 0.3 | 53.3 | 16.9 | 100.0 |
| NICS II LA | 20.0 | 46.0 | 6.2 | 9.8 | 0.9 | 6.6 | 0.3 | 1.0 | 5.1 | 74.5 | 11.1 | 100.0 |
| ARGENTINA | 28.7 | 10.2 | 5.7 | 20.4 | 1.4 | 14.5 | 0.5 | 1.4 | 12.4 | 47.3 | 20.8 | 100.0 |
| HONG KONG | 20.4 | 41.7 | 4.0 | 17.7 | 3.3 | 2.2 | 1.7 | 0.2 | 0.2 | 75.6 | 5.3 | 100.0 |
| ISRAEL | 30.7 | 32.9 | 4.5 | 7.4 | 5.1 | 2.2 | 0.3 | 0.7 | 1.1 | 74.5 | 2.7 | 100.0 |
| MALAYSIA | 14.6 | 16.6 | 22.5 | 36.6 | 26.9 | 5.4 | 4.3 | 0.6 | 0.4 | 57.3 | 4.6 | 100.0 |
| MEXICO | 15.3 | 65.2 | 6.5 | 4.0 | 0.6 | 2.3 | 0.2 | 0.8 | 1.2 | 89.1 | 5.9 | 100.0 |
| PHILIPPINES | 18.9 | 35.9 | 17.9 | 18.4 | 12.1 | 3.4 | 3.2 | 0.2 | 0.0 | 76.6 | 3.7 | 100.0 |
| SINGAPORE | 11.0 | 23.4 | 8.5 | 35.1 | 10.1 | 20.3 | 19.4 | 0.3 | 0.5 | 48.5 | 13.9 | 100.0 |
| SOUTH KOREA | 12.4 | 40.1 | 15.6 | 11.5 | 7.3 | 2.2 | 1.7 | 0.1 | 0.3 | 75.9 | 10.1 | 100.0 |
| THAILAND | 21.4 | 18.1 | 14.2 | 26.8 | 17.0 | 5.4 | 4.5 | 0.2 | 0.6 | 59.2 | 12.4 | 100.0 |
| TURKEY | 43.7 | 7.3 | 1.3 | 3.2 | 0.2 | 0.7 | 0.0 | 0.6 | 0.0 | 57.5 | 35.2 | 100.0 |
| YUGOSLAVIA | 25.2 | 5.4 | 0.1 | 2.5 | 0.0 | 0.9 | 0.0 | 0.7 | 0.0 | 35.6 | 13.4 | 100.0 |

TABLE 1.55: 1979 IMPORTS = 100%

PARTNER

1970

| REPORTER | EUR12 | USA | JAPAN | NICS | NICSI | NICSII | NICSIIA | NICSIIM | NICSIILA | DCS | NIDCS | WORLD |
|---|---|---|---|---|---|---|---|---|---|---|---|---|
| NICS I | 23.7 | 18.6 | 20.3 | 14.5 | 13.6 | 8.7 | 7.3 | 15.6 | 21.7 | 20.3 | 10.1 | 18.5 |
| NICS II | 32.8 | 29.7 | 27.6 | 20.9 | 14.7 | 23.1 | 16.7 | 29.9 | 24.3 | 30.8 | 11.5 | 25.7 |
| NICS II A | 33.8 | 24.4 | 29.9 | 18.7 | 15.2 | 14.9 | 14.8 | 18.1 | 14.5 | 28.9 | 14.5 | 25.1 |
| NICS II M | 32.9 | 31.3 | 32.5 | 28.2 | 6.4 | 33.6 | 44.3 | 36.2 | 29.9 | 31.9 | 14.1 | 27.4 |
| NICS II LA | 32.2 | 31.0 | 21.4 | 21.9 | 14.5 | 23.8 | 15.7 | 19.6 | 24.4 | 31.0 | 9.7 | 24.9 |
| ARGENTINA | 37.2 | 41.3 | 33.4 | 37.0 | 13.1 | 40.4 | 196.1 | 10.4 | 39.7 | 38.7 | 23.0 | 35.1 |
| BRAZIL | 31.7 | 35.2 | 20.9 | 17.2 | 7.7 | 19.6 | 6.4 | 28.9 | 20.7 | 31.4 | 6.8 | 20.0 |
| HONG KONG | 30.4 | 25.7 | 24.9 | 17.6 | 11.4 | 20.2 | 15.3 | 17.4 | 61.2 | 26.4 | 43.0 | 23.5 |
| ISRAEL | 34.4 | 30.1 | 50.9 | 25.9 | 10.8 | 34.5 | 14.3 | 91.4 | 23.0 | 30.8 | 62.5 | 27.1 |
| MALAYSIA | 32.9 | 14.3 | 19.4 | 27.4 | 19.9 | 18.9 | 20.6 | 35.2 | 5.2 | 22.4 | 32.4 | 24.8 |
| MEXICO | 28.8 | 27.2 | 16.2 | 12.5 | 52.2 | 10.1 | 4.1 | 19.9 | 10.1 | 27.8 | 27.0 | 27.2 |
| PHILIPPINES | 29.7 | 32.6 | 33.9 | 9.4 | 8.6 | 4.6 | 0.5 | 23.6 | 8.4 | 32.3 | 10.2 | 25.4 |
| SINGAPORE | 26.5 | 14.6 | 22.0 | 9.8 | 15.6 | 3.1 | 2.6 | 14.0 | 10.9 | 21.5 | 10.3 | 19.4 |
| SOUTH KOREA | 13.4 | 17.6 | 16.9 | 14.9 | 22.6 | 19.3 | 23.6 | 10.6 | 1.7 | 15.5 | 5.0 | 13.5 |
| THAILAND | 38.7 | 23.9 | 36.6 | 13.1 | 12.6 | 16.3 | 11.1 | 9.5 | 45.2 | 32.9 | 8.2 | 25.2 |
| TURKEY | 30.3 | 66.7 | 15.9 | 6.6 | 1.8 | 8.4 | 12.4 | 7.4 | 10.0 | 32.9 | 7.6 | 24.9 |
| YUGOSLAVIA | 33.0 | 21.0 | 36.4 | 43.2 | 13.6 | 54.4 | 63.7 | 60.8 | 48.1 | 32.3 | 16.4 | 28.4 |

1975

| REPORTER | EUR12 | USA | JAPAN | NICS | NICSI | NICSII | NICSIIA | NICSIIM | NICSIILA | DCS | NIDCS | WORLD |
|---|---|---|---|---|---|---|---|---|---|---|---|---|
| NICS I | 42.2 | 47.7 | 42.8 | 36.1 | 42.2 | 18.8 | 16.2 | 36.5 | 35.6 | 44.2 | 48.3 | 44.6 |
| NICS II | 74.7 | 65.5 | 74.7 | 45.6 | 37.4 | 52.0 | 43.8 | 62.3 | 53.4 | 70.7 | 58.8 | 65.2 |
| NICS II A | 58.6 | 49.1 | 60.6 | 41.0 | 37.0 | 45.8 | 46.5 | 86.6 | 33.3 | 56.8 | 63.2 | 54.3 |
| NICS II M | 77.7 | 69.8 | 99.7 | 66.5 | 46.7 | 77.5 | 99.4 | 52.1 | 89.9 | 73.6 | 69.5 | 69.2 |
| NICS II LA | 77.4 | 69.3 | 100.3 | 46.6 | 35.2 | 49.5 | 13.9 | 74.9 | 51.1 | 76.4 | 54.2 | 68.4 |
| ARGENTINA | 60.1 | 50.4 | 153.5 | 61.4 | 30.0 | 65.7 | 139.6 | 27.5 | 66.0 | 67.0 | 60.6 | 65.3 |
| BRAZIL | 103.1 | 103.5 | 118.0 | 30.7 | 38.3 | 31.4 | 4.6 | 132.3 | 32.4 | 105.1 | 51.6 | 76.2 |
| HONG KONG | 40.8 | 42.8 | 40.5 | 45.4 | 40.1 | 45.8 | 42.2 | 44.8 | 73.1 | 41.4 | 70.4 | 43.7 |
| ISRAEL | 71.0 | 74.5 | 57.9 | 63.5 | 51.1 | 72.0 | 20.2 | 76.0 | 74.6 | 64.2 | 73.4 | 62.1 |
| MALAYSIA | 58.0 | 35.7 | 44.8 | 50.9 | 43.4 | 45.6 | 49.3 | 24.1 | 26.2 | 48.5 | 61.0 | 49.8 |
| MEXICO | 52.1 | 57.2 | 46.0 | 74.3 | 36.1 | 80.1 | 26.8 | 56.0 | 82.8 | 56.2 | 90.9 | 57.8 |
| PHILIPPINES | 58.3 | 61.4 | 77.2 | 42.5 | 31.6 | 71.4 | 98.0 | 138.9 | 32.2 | 67.5 | 67.3 | 63.3 |
| SINGAPORE | 58.7 | 56.0 | 50.6 | 23.3 | 43.3 | 8.7 | 7.2 | 31.1 | 40.3 | 55.3 | 50.0 | 51.1 |
| SOUTH KOREA | 28.3 | 45.3 | 40.6 | 35.0 | 52.5 | 29.8 | 36.4 | 10.5 | 5.3 | 39.7 | 43.0 | 39.7 |
| THAILAND | 59.7 | 46.6 | 62.2 | 24.5 | 30.9 | 22.4 | 3.6 | 100.4 | 47.9 | 55.7 | 60.6 | 50.9 |
| TURKEY | 137.7 | 127.7 | 105.4 | 60.4 | 27.2 | 53.9 | 161.4 | 39.5 | 60.0 | 128.3 | 83.4 | 104.0 |
| YUGOSLAVIA | 62.0 | 43.6 | 139.9 | 72.4 | 183.5 | 103.3 | 100.6 | 63.0 | 124.1 | 60.9 | 59.7 | 60.8 |

1981

| REPORTER | EUR12 | USA | JAPAN | NICS | NICSI | NICSII | NICSIIA | NICSIIM | NICSIILA | DCS | NIDCS | WORLD |
|---|---|---|---|---|---|---|---|---|---|---|---|---|
| NICS I | 142.3 | 162.9 | 158.3 | 187.2 | 208.6 | 164.2 | 169.3 | 98.3 | 163.8 | 157.2 | 223.3 | 176.1 |
| NICS II | 141.2 | 190.5 | 173.7 | 188.4 | 195.7 | 177.6 | 179.6 | 135.8 | 180.8 | 164.5 | 191.8 | 172.1 |
| NICS II A | 141.3 | 161.7 | 166.2 | 190.3 | 200.1 | 211.6 | 203.8 | 109.3 | 264.7 | 158.4 | 212.6 | 172.4 |
| NICS II M | 130.9 | 135.0 | 116.4 | 123.4 | 98.9 | 149.9 | 198.1 | 128.1 | 154.8 | 130.5 | 246.5 | 152.4 |
| NICS II LA | 154.5 | 211.3 | 204.3 | 203.3 | 211.7 | 171.8 | 71.4 | 182.6 | 177.6 | 190.2 | 168.8 | 185.3 |
| ARGENTINA | 165.8 | 183.5 | 335.7 | 191.5 | 354.4 | 167.0 | 26.6 | 113.7 | 170.0 | 185.6 | 131.3 | 174.6 |
| BRAZIL | 112.8 | 134.5 | 144.9 | 174.3 | 63.9 | 138.2 | 61.0 | 224.6 | 144.1 | 129.5 | 175.2 | 151.1 |
| HONG KONG | 147.1 | 154.1 | 184.0 | 206.9 | 222.2 | 144.8 | 151.8 | 119.2 | 159.5 | 162.3 | 123.3 | 178.3 |
| ISRAEL | 123.3 | 135.6 | 93.2 | 140.4 | 153.0 | 138.1 | 128.3 | 180.4 | 129.2 | 119.3 | 79.6 | 131.3 |
| MALAYSIA | 144.8 | 177.2 | 200.0 | 194.0 | 224.0 | 162.9 | 173.3 | 74.2 | 113.4 | 175.4 | 200.8 | 182.0 |
| MEXICO | 210.2 | 250.9 | 235.9 | 319.0 | 489.4 | 286.8 | 166.3 | 244.6 | 292.6 | 242.2 | 165.2 | 244.6 |
| PHILIPPINES | 119.2 | 158.6 | 131.9 | 185.0 | 158.6 | 284.2 | 250.7 | 141.3 | 337.9 | 139.7 | 214.4 | 158.8 |
| SINGAPORE | 167.7 | 170.8 | 213.8 | 168.2 | 172.0 | 158.9 | 161.9 | 76.4 | 122.1 | 186.2 | 238.6 | 193.6 |
| SOUTH KOREA | 113.2 | 162.5 | 118.3 | 164.3 | 212.3 | 208.4 | 224.9 | 43.2 | 198.7 | 137.3 | 219.0 | 158.9 |
| THAILAND | 156.1 | 149.8 | 162.1 | 189.0 | 192.1 | 242.4 | 243.0 | 116.4 | 336.1 | 157.4 | 217.5 | 174.7 |
| TURKEY | 173.1 | 199.9 | 114.1 | 107.1 | 55.9 | 134.3 | 278.4 | 90.3 | 202.7 | 177.4 | 387.8 | 222.0 |
| YUGOSLAVIA | 121.2 | 112.1 | 147.1 | 121.7 | 72.3 | 174.9 | 190.3 | 173.3 | 170.6 | 121.5 | 156.7 | 139.0 |

1983

| REPORTER | EUR12 | USA | JAPAN | NICS | NICSI | NICSII | NICSIIA | NICSIIM | NICSIILA | DCS | NIDCS | WORLD |
|---|---|---|---|---|---|---|---|---|---|---|---|---|
| NICS I | 186.4 | 220.9 | 192.1 | 252.1 | 244.6 | 233.4 | 234.3 | 90.3 | 381.2 | 199.9 | 226.1 | 219.5 |
| NICS II | 130.4 | 151.8 | 185.7 | 220.0 | 281.7 | 178.8 | 298.7 | 139.8 | 148.3 | 147.2 | 185.7 | 164.5 |
| NICS II A | 193.1 | 214.6 | 227.6 | 281.2 | 312.2 | 336.9 | 346.1 | 163.9 | 346.8 | 210.9 | 217.0 | 225.1 |
| NICS II M | 142.1 | 161.0 | 183.9 | 134.7 | 121.1 | 167.6 | 298.8 | 151.2 | 153.0 | 143.3 | 300.2 | 170.5 |
| NICS II LA | 90.0 | 131.5 | 91.8 | 156.8 | 125.0 | 130.8 | 99.1 | 83.3 | 133.7 | 114.9 | 141.3 | 126.9 |
| ARGENTINA | 90.8 | 107.7 | 133.1 | 149.9 | 97.4 | 158.9 | 20.3 | 91.0 | 162.4 | 100.1 | 86.6 | 103.8 |
| BRAZIL | 86.3 | 111.5 | 80.8 | 172.7 | 61.9 | 133.0 | 84.9 | 66.0 | 138.6 | 102.8 | 153.0 | 131.2 |
| HONG KONG | 177.3 | 196.1 | 220.8 | 248.5 | 221.1 | 165.7 | 174.6 | 101.6 | 261.3 | 197.6 | 158.6 | 216.2 |
| ISRAEL | 197.1 | 170.4 | 248.9 | 175.3 | 206.5 | 156.9 | 283.2 | 268.3 | 123.2 | 177.6 | 118.4 | 176.1 |
| MALAYSIA | 211.0 | 282.0 | 294.8 | 294.0 | 351.1 | 237.4 | 243.8 | 178.8 | 207.7 | 254.8 | 224.4 | 260.6 |
| MEXICO | 95.0 | 144.7 | 89.4 | 115.9 | 515.3 | 77.3 | 237.5 | 103.4 | 70.4 | 130.4 | 80.7 | 132.4 |
| PHILIPPINES | 162.2 | 189.4 | 139.9 | 248.7 | 279.4 | 339.8 | 338.6 | 199.3 | 351.8 | 162.2 | 224.5 | 186.1 |
| SINGAPORE | 227.2 | 260.4 | 260.6 | 254.4 | 266.9 | 234.5 | 238.5 | 107.4 | 194.0 | 245.6 | 237.7 | 246.4 |
| SOUTH KOREA | 158.3 | 210.4 | 144.3 | 259.4 | 341.0 | 307.3 | 271.9 | 23.0 | 610.0 | 175.1 | 221.7 | 199.0 |
| THAILAND | 196.7 | 178.4 | 235.6 | 288.3 | 274.3 | 535.1 | 593.2 | 149.0 | 567.5 | 208.8 | 205.7 | 222.4 |
| TURKEY | 196.0 | 264.3 | 196.1 | 142.6 | 50.6 | 185.4 | 720.2 | 96.5 | 257.6 | 201.4 | 498.3 | 266.7 |
| YUGOSLAVIA | 98.7 | 112.9 | 88.6 | 101.3 | 101.7 | 162.8 | 158.7 | 189.7 | 150.9 | 100.9 | 172.0 | 133.6 |

1984

| REPORTER | EUR12 | USA | JAPAN | NICS | NICSI | NICSII | NICSIIA | NICSIIM | NICSIILA | DCS | NIDCS | WORLD |
|---|---|---|---|---|---|---|---|---|---|---|---|---|
| NICS I | 239.0 | 271.4 | 255.2 | 341.5 | 334.3 | 293.9 | 294.7 | 106.5 | 492.1 | 259.1 | 237.9 | 280.8 |
| NICS II | 152.5 | 198.4 | 215.9 | 279.7 | 332.4 | 249.8 | 427.7 | 191.1 | 204.6 | 178.8 | 199.2 | 194.4 |
| NICS II A | 204.5 | 250.8 | 254.8 | 350.8 | 363.4 | 452.7 | 488.4 | 190.0 | 390.1 | 235.8 | 194.4 | 252.0 |
| NICS II M | 174.2 | 208.7 | 221.9 | 167.2 | 102.4 | 232.9 | 485.1 | 197.5 | 207.3 | 176.3 | 391.7 | 206.1 |
| NICS II LA | 103.4 | 180.8 | 127.2 | 210.1 | 207.8 | 188.6 | 152.3 | 171.7 | 191.2 | 149.4 | 142.4 | 154.6 |
| ARGENTINA | 95.1 | 105.5 | 185.7 | 211.2 | 146.2 | 222.9 | 5.9 | 94.1 | 229.0 | 107.5 | 102.6 | 120.6 |
| BRAZIL | 90.1 | 122.8 | 90.8 | 194.2 | 67.1 | 168.9 | 146.6 | 228.5 | 170.1 | 110.2 | 150.2 | 135.7 |
| HONG KONG | 232.2 | 265.5 | 307.2 | 343.1 | 310.6 | 211.5 | 215.0 | 128.1 | 392.2 | 266.6 | 164.6 | 293.5 |
| ISRAEL | 221.0 | 208.8 | 197.5 | 160.1 | 165.0 | 158.9 | 263.9 | 190.4 | 144.7 | 197.8 | 119.7 | 195.9 |
| MALAYSIA | 237.2 | 341.9 | 370.7 | 370.7 | 414.0 | 354.7 | 360.9 | 239.2 | 337.7 | 308.2 | 206.0 | 313.5 |
| MEXICO | 131.5 | 220.4 | 157.1 | 260.5 | 1078.8 | 194.7 | 258.3 | 221.0 | 191.6 | 197.4 | 115.0 | 202.2 |
| PHILIPPINES | 137.5 | 202.3 | 101.0 | 278.6 | 236.4 | 466.1 | 712.6 | 151.2 | 173.1 | 146.0 | 173.8 | 171.0 |
| SINGAPORE | 259.0 | 291.8 | 306.3 | 324.7 | 325.3 | 290.1 | 295.6 | 117.9 | 230.3 | 288.1 | 237.6 | 286.0 |
| SOUTH KOREA | 228.1 | 262.9 | 201.9 | 378.3 | 510.8 | 405.6 | 369.3 | 5.4 | 763.7 | 237.6 | 248.7 | 265.5 |
| THAILAND | 220.3 | 221.4 | 270.7 | 379.8 | 375.2 | 638.3 | 632.4 | 178.5 | 1017.1 | 241.7 | 206.7 | 259.6 |
| TURKEY | 309.5 | 521.0 | 319.9 | 238.4 | 49.0 | 326.7 | 1202.1 | 194.3 | 412.3 | 327.2 | 596.1 | 379.6 |
| YUGOSLAVIA | 109.2 | 103.1 | 99.9 | 127.5 | 102.8 | 226.1 | 301.9 | 208.6 | 209.2 | 110.0 | 263.3 | 150.4 |

1985

| REPORTER | EUR12 | USA | JAPAN | NICS | NICSI | NICSII | NICSIIA | NICSIIM | NICSIILA | DCS | NIDCS | WORLD |
|---|---|---|---|---|---|---|---|---|---|---|---|---|
| NICS I | 258.2 | 258.5 | 251.4 | 362.9 | 352.9 | 285.4 | 285.8 | 175.9 | 402.9 | 259.4 | 218.3 | 284.8 |
| NICS II | 163.2 | 207.4 | 197.6 | 274.9 | 330.8 | 237.5 | 451.5 | 252.2 | 175.4 | 184.1 | 181.7 | 193.2 |
| NICS II A | 193.3 | 205.5 | 216.7 | 346.0 | 363.1 | 451.3 | 514.8 | 228.4 | 279.3 | 206.7 | 161.4 | 227.4 |
| NICS II M | 194.4 | 223.5 | 274.5 | 230.9 | 167.2 | 300.3 | 653.1 | 266.7 | 254.3 | 194.3 | 382.6 | 216.3 |
| NICS II LA | 111.1 | 204.4 | 136.7 | 186.8 | 162.2 | 158.7 | 116.7 | 225.3 | 159.8 | 165.0 | 127.2 | 158.6 |
| ARGENTINA | 92.5 | 88.6 | 134.4 | 156.8 | 81.1 | 169.5 | 18.4 | 99.7 | 173.1 | 95.2 | 89.6 | 102.8 |
| BRAZIL | 100.7 | 140.8 | 93.7 | 173.9 | 96.9 | 130.6 | 113.6 | 301.9 | 129.5 | 121.0 | 132.3 | 131.0 |
| HONG KONG | 254.3 | 235.5 | 318.9 | 373.2 | 349.3 | 208.3 | 204.5 | 147.6 | 383.8 | 272.5 | 186.1 | 311.4 |
| ISRAEL | 236.7 | 202.9 | 197.9 | 147.2 | 174.1 | 136.8 | 432.5 | 155.9 | 112.5 | 207.1 | 107.0 | 198.2 |
| MALAYSIA | 230.8 | 294.0 | 298.7 | 379.7 | 441.1 | 344.3 | 351.3 | 239.9 | 320.4 | 271.4 | 173.7 | 288.2 |
| MEXICO | 143.6 | 253.6 | 206.8 | 279.5 | 727.9 | 230.5 | 182.9 | 337.8 | 229.9 | 227.4 | 154.6 | 231.5 |
| PHILIPPINES | 90.2 | 163.8 | 93.4 | 299.5 | 257.5 | 469.1 | 749.2 | 198.3 | 129.6 | 120.9 | 117.0 | 148.5 |
| SINGAPORE | 265.2 | 284.9 | 268.2 | 339.4 | 312.4 | 262.7 | 266.6 | 187.3 | 187.5 | 273.8 | 179.7 | 268.5 |
| SOUTH KOREA | 255.9 | 254.4 | 204.5 | 385.6 | 478.1 | 469.8 | 464.8 | 274.0 | 581.1 | 242.7 | 269.7 | 276.6 |
| THAILAND | 234.5 | 169.6 | 239.7 | 332.7 | 316.2 | 651.0 | 737.0 | 230.8 | 582.5 | 217.6 | 195.5 | 233.7 |
| TURKEY | 379.9 | 578.6 | 412.2 | 451.9 | 161.5 | 525.1 | 1534.2 | 291.7 | 822.2 | 390.0 | 585.2 | 413.6 |
| YUGOSLAVIA | 115.7 | 132.3 | 152.7 | 150.8 | 166.5 | 270.6 | 413.4 | 285.9 | 215.1 | 118.3 | 255.6 | 156.3 |

1986

| REPORTER | EUR12 | USA | JAPAN | NICS | NICSI | NICSII | NICSIIA | NICSIIM | NICSIILA | DCS | NIDCS | WORLD |
|---|---|---|---|---|---|---|---|---|---|---|---|---|
| NICS I | 218.9 | 204.9 | 241.9 | 312.0 | 312.4 | 216.1 | 215.7 | 123.5 | 325.6 | 226.2 | 131.5 | 236.9 |
| NICS II | 148.1 | 134.2 | 152.7 | 203.9 | 253.4 | 172.2 | 270.9 | 213.9 | 140.4 | 143.0 | 102.3 | 141.5 |
| NICS II A | 148.4 | 173.6 | 153.5 | 243.8 | 269.4 | 281.4 | 295.7 | 166.0 | 258.7 | 157.6 | 91.3 | 165.3 |
| NICS II M | 178.8 | 176.4 | 300.6 | 246.9 | 274.4 | 261.8 | 450.6 | 201.5 | 264.7 | 174.8 | 196.9 | 172.8 |
| NICS II LA | 108.6 | 113.4 | 116.0 | 136.3 | 116.8 | 121.7 | 106.0 | 293.4 | 119.0 | 114.0 | 77.0 | 107.2 |
| ARGENTINA | 93.2 | 83.2 | 133.4 | 151.8 | 119.0 | 157.3 | 31.7 | 115.9 | 159.8 | 91.6 | 90.4 | 99.7 |
| BRAZIL | 129.7 | 136.2 | 117.2 | 137.6 | 118.4 | 109.2 | 112.6 | 294.7 | 105.9 | 134.4 | 74.9 | 111.3 |
| HONG KONG | 235.9 | 203.4 | 264.7 | 375.4 | 310.5 | 199.0 | 205.3 | 162.6 | 244.9 | 238.8 | 175.5 | 291.6 |
| ISRAEL | 245.9 | 169.0 | 255.9 | 167.5 | 342.8 | 91.2 | 347.4 | 147.4 | 61.3 | 205.4 | 120.9 | 179.8 |
| MALAYSIA | 158.2 | 244.4 | 178.7 | 259.8 | 297.5 | 222.5 | 223.7 | 84.2 | 241.8 | 186.1 | 72.9 | 193.5 |
| MEXICO | 88.8 | 108.4 | 105.6 | 106.4 | 102.8 | 102.8 | 90.4 | 683.5 | 90.1 | 105.4 | 74.4 | 104.8 |
| PHILIPPINES | 91.9 | 125.1 | 86.5 | 202.1 | 234.7 | 262.1 | 344.2 | 281.6 | 155.2 | 103.0 | 82.5 | 115.2 |
| SINGAPORE | 207.3 | 213.3 | 237.1 | 245.2 | 304.2 | 195.5 | 199.7 | 81.8 | 136.2 | 218.9 | 127.0 | 203.9 |
| SOUTH KOREA | 210.4 | 200.9 | 230.8 | 251.7 | 345.3 | 322.4 | 307.9 | 20.7 | 527.9 | 222.3 | 130.7 | 219.4 |
| THAILAND | 185.1 | 165.3 | 184.5 | 253.6 | 250.0 | 418.3 | 432.0 | 172.8 | 544.5 | 178.6 | 110.0 | 180.7 |
| TURKEY | 349.6 | 463.8 | 436.1 | 438.4 | 209.7 | 446.4 | 1242.2 | 237.9 | 740.5 | 351.3 | 262.9 | 317.2 |
| YUGOSLAVIA | 92.9 | 89.7 | 144.7 | 182.4 | 330.0 | 273.4 | 208.3 | 160.3 | 351.3 | 93.8 | 154.9 | 118.2 |

TABLE 1.56: 1979 EXPORTS = 100%

PARTNER

1970

| REPORTER | EUR12 | USA | JAPAN | NICS | NICSI | NICSII | NICSIIA | NICSIIM | NICSIILA | DCS | NIDCS | WORLD |
|---|---|---|---|---|---|---|---|---|---|---|---|---|
| NICS I | 14.8 | 19.6 | 11.4 | 7.0 | 10.4 | 4.3 | 3.3 | 16.3 | 9.3 | 16.0 | 12.5 | 15.2 |
| NICS II | 30.2 | 25.5 | 26.6 | 21.7 | 24.6 | 22.9 | 21.2 | 21.0 | 24.0 | 28.2 | 17.2 | 25.5 |
| NICS II A | 18.5 | 26.9 | 25.7 | 21.7 | 24.3 | 21.0 | 20.4 | 40.6 | 14.3 | 23.5 | 19.4 | 22.8 |
| NICS II M | 35.4 | 32.9 | 27.7 | 32.3 | 18.6 | 36.8 | 42.1 | 37.4 | 31.8 | 35.2 | 21.3 | 31.1 |
| NICS II LA | 32.7 | 23.9 | 29.2 | 19.9 | 36.6 | 22.3 | 18.1 | 13.4 | 24.5 | 28.7 | 15.3 | 24.9 |
| ARGENTINA | 42.5 | 38.0 | 38.4 | 18.8 | 15.2 | 22.0 | 34.2 | 28.1 | 21.3 | 41.1 | 23.0 | 31.5 |
| BRAZIL | 30.3 | 31.9 | 22.7 | 25.2 | 49.7 | 27.9 | 15.3 | 34.2 | 28.3 | 30.5 | 8.9 | 24.9 |
| HONG KONG | 20.6 | 31.7 | 21.2 | 16.8 | 22.0 | 11.7 | 10.3 | 11.8 | 16.6 | 25.9 | 26.4 | 25.3 |
| ISRAEL | 23.7 | 27.0 | 20.0 | 22.5 | 19.7 | 31.6 | 56.0 | 31.3 | 20.1 | 24.5 | 61.6 | 23.6 |
| MALAYSIA | 23.1 | 15.9 | 16.5 | 23.4 | 24.8 | 27.5 | 22.8 | 36.4 | 46.5 | 19.1 | 25.1 | 21.1 |
| MEXICO | 14.5 | 18.8 | 37.4 | 8.2 | 44.3 | 9.2 | 43.3 | 1.3 | 21.2 | 19.4 | 29.1 | 19.0 |
| PHILIPPINES | 13.1 | 44.3 | 48.4 | 17.2 | 22.7 | 7.9 | 5.8 | 26.1 | 10.8 | 35.8 | 19.6 | 32.2 |
| SINGAPORE | 18.2 | 12.2 | 12.0 | 5.7 | 8.7 | 3.7 | 2.6 | 30.8 | 8.7 | 14.2 | 16.0 | 15.1 |
| SOUTH KOREA | 3.7 | 12.5 | 9.6 | 5.0 | 7.1 | 2.7 | 3.3 | 0.5 | 1.8 | 9.1 | 2.6 | 7.7 |
| THAILAND | 15.0 | 21.9 | 22.5 | 19.5 | 23.6 | 18.0 | 22.4 | 72.3 | 0.1 | 18.5 | 15.4 | 18.3 |
| TURKEY | 36.2 | 74.8 | 121.9 | 23.0 | 11.4 | 34.0 | 4.4 | 39.8 | 15.1 | 41.6 | 18.7 | 36.2 |
| YUGOSLAVIA | 45.7 | 33.3 | 13.0 | 62.1 | 8.4 | 46.1 | 33.5 | 41.4 | 91.3 | 44.2 | 16.5 | 34.3 |

1975

| REPORTER | EUR12 | USA | JAPAN | NICS | NICSI | NICSII | NICSIIA | NICSIIM | NICSIILA | DCS | NIDCS | WORLD |
|---|---|---|---|---|---|---|---|---|---|---|---|---|
| NICS I | 42.2 | 41.5 | 41.3 | 24.5 | 39.5 | 14.5 | 12.1 | 45.1 | 24.1 | 43.1 | 38.3 | 41.3 |
| NICS II | 49.6 | 41.7 | 51.0 | 44.4 | 43.6 | 47.9 | 35.0 | 52.9 | 50.2 | 47.4 | 61.3 | 50.5 |
| NICS II A | 43.0 | 43.1 | 45.0 | 39.8 | 43.1 | 32.2 | 31.9 | 72.0 | 14.6 | 43.5 | 57.6 | 43.7 |
| NICS II M | 51.9 | 64.1 | 58.9 | 71.5 | 56.9 | 61.7 | 69.1 | 52.2 | 83.3 | 55.0 | 69.8 | 60.3 |
| NICS II LA | 51.3 | 38.3 | 68.6 | 45.7 | 34.1 | 51.1 | 40.3 | 50.5 | 51.7 | 47.1 | 59.3 | 50.8 |
| ARGENTINA | 37.3 | 37.5 | 38.1 | 37.2 | 27.4 | 41.9 | 55.4 | 27.4 | 43.1 | 37.0 | 43.9 | 42.0 |
| BRAZIL | 63.4 | 50.4 | 84.0 | 55.1 | 38.0 | 64.4 | 39.1 | 157.1 | 56.1 | 61.2 | 65.0 | 63.0 |
| HONG KONG | 46.2 | 43.7 | 40.3 | 36.1 | 43.5 | 33.8 | 38.3 | 32.8 | 17.9 | 46.5 | 49.2 | 45.8 |
| ISRAEL | 45.7 | 44.6 | 52.9 | 55.3 | 56.7 | 55.0 | 32.1 | 61.7 | 57.1 | 46.8 | 148.4 | 47.2 |
| MALAYSIA | 50.3 | 35.9 | 23.8 | 40.9 | 41.4 | 54.7 | 51.7 | 75.9 | 47.6 | 36.0 | 53.4 | 38.5 |
| MEXICO | 34.5 | 32.7 | 62.5 | 39.8 | 38.7 | 39.3 | 38.8 | 17.7 | 74.3 | 34.9 | 73.9 | 37.6 |
| PHILIPPINES | 42.2 | 52.7 | 76.3 | 28.6 | 26.4 | 18.2 | 13.3 | 107.3 | 5.5 | 56.9 | 128.7 | 53.7 |
| SINGAPORE | 41.9 | 42.2 | 38.0 | 20.1 | 39.2 | 11.2 | 9.4 | 42.5 | 25.7 | 43.0 | 44.6 | 41.8 |
| SOUTH KOREA | 37.0 | 39.3 | 42.8 | 31.1 | 37.9 | 22.5 | 15.3 | 52.7 | 26.9 | 40.4 | 26.9 | 37.5 |
| THAILAND | 31.6 | 43.6 | 60.5 | 42.4 | 57.5 | 12.3 | 15.8 | 28.3 | 1.1 | 44.4 | 47.4 | 46.0 |
| TURKEY | 63.1 | 156.0 | 141.9 | 57.5 | 64.7 | 59.3 | 302.3 | 32.3 | 6.7 | 75.5 | 64.9 | 68.6 |
| YUGOSLAVIA | 51.5 | 78.5 | 38.0 | 120.0 | 11.6 | 72.9 | 28.6 | 56.2 | 233.5 | 54.2 | 60.2 | 66.4 |

1981

| REPORTER | EUR12 | USA | JAPAN | NICS | NICSI | NICSII | NICSIIA | NICSIIM | NICSIILA | DCS | NIDCS | WORLD |
|---|---|---|---|---|---|---|---|---|---|---|---|---|
| NICS I | 137.0 | 168.0 | 145.4 | 201.2 | 209.8 | 177.6 | 184.7 | 99.4 | 141.1 | 154.9 | 204.9 | 173.4 |
| NICS II | 154.5 | 181.1 | 143.1 | 176.1 | 172.9 | 182.3 | 197.9 | 190.1 | 175.3 | 163.4 | 242.6 | 183.1 |
| NICS II A | 125.9 | 133.8 | 119.2 | 169.0 | 175.1 | 149.0 | 177.7 | 115.0 | 51.8 | 126.5 | 225.9 | 144.3 |
| NICS II M | 148.5 | 190.7 | 121.4 | 138.7 | 122.6 | 144.1 | 148.4 | 117.6 | 216.0 | 156.1 | 337.1 | 193.8 |
| NICS II LA | 171.4 | 198.8 | 223.2 | 193.3 | 207.7 | 195.0 | 337.5 | 222.0 | 182.5 | 189.8 | 215.4 | 204.0 |
| ARGENTINA | 88.1 | 184.2 | 52.1 | 103.6 | 101.2 | 106.3 | 276.2 | 84.8 | 107.0 | 99.8 | 112.2 | 145.0 |
| BRAZIL | 159.1 | 173.2 | 170.4 | 195.8 | 240.0 | 183.9 | 215.8 | 134.2 | 186.8 | 163.7 | 255.9 | 189.3 |
| HONG KONG | 133.4 | 171.6 | 122.2 | 190.7 | 137.7 | 144.4 | 138.9 | 129.3 | 168.8 | 151.4 | 190.5 | 158.8 |
| ISRAEL | 133.6 | 203.6 | 113.8 | 131.9 | 126.0 | 150.5 | 104.8 | 105.9 | 232.3 | 149.1 | 299.4 | 154.1 |
| MALAYSIA | 111.8 | 99.2 | 118.5 | 168.8 | 177.3 | 161.1 | 176.8 | 115.0 | 118.1 | 111.0 | 194.9 | 131.2 |
| MEXICO | 486.9 | 212.2 | 671.0 | 384.8 | 630.2 | 419.2 | 2670.4 | 296.0 | 563.6 | 272.9 | 294.9 | 281.5 |
| PHILIPPINES | 122.0 | 158.2 | 128.7 | 207.9 | 187.7 | 177.3 | 211.9 | 129.8 | 38.5 | 140.0 | 299.2 | 154.8 |
| SINGAPORE | 138.1 | 174.8 | 192.8 | 195.5 | 214.3 | 182.4 | 190.4 | 129.4 | 84.2 | 168.5 | 200.5 | 182.5 |
| SOUTH KOREA | 140.9 | 161.8 | 129.7 | 225.4 | 240.3 | 170.2 | 171.1 | 52.9 | 295.7 | 150.0 | 215.6 | 175.6 |
| THAILAND | 152.4 | 188.8 | 110.4 | 152.3 | 161.2 | 127.9 | 167.9 | 105.3 | 23.6 | 144.9 | 233.6 | 162.9 |
| TURKEY | 171.3 | 317.7 | 195.5 | 137.4 | 100.9 | 112.2 | 54.1 | 110.1 | 210.4 | 193.9 | 599.3 | 257.6 |
| YUGOSLAVIA | 149.7 | 128.5 | 123.0 | 156.3 | 86.0 | 153.5 | 276.8 | 133.2 | 144.6 | 145.4 | 233.3 | 199.1 |

1983

| REPORTER | EUR12 | USA | JAPAN | NICS | NICSI | NICSII | NICSIIA | NICSIIM | NICSIILA | DCS | NIDCS | WORLD |
|---|---|---|---|---|---|---|---|---|---|---|---|---|
| NICS I | 163.7 | 279.7 | 175.7 | 270.0 | 241.3 | 255.0 | 275.8 | 113.7 | 104.2 | 216.5 | 232.7 | 231.5 |
| NICS II | 191.0 | 288.6 | 191.6 | 219.4 | 246.5 | 189.0 | 361.5 | 197.8 | 135.2 | 226.0 | 276.1 | 233.6 |
| NICS II A | 158.5 | 182.9 | 149.1 | 239.6 | 244.2 | 289.5 | 334.6 | 231.0 | 139.4 | 162.4 | 270.1 | 187.5 |
| NICS II M | 188.6 | 237.1 | 144.0 | 131.3 | 130.4 | 134.2 | 212.0 | 130.9 | 92.3 | 195.5 | 464.0 | 234.6 |
| NICS II LA | 207.5 | 337.3 | 335.6 | 207.2 | 424.0 | 165.3 | 578.3 | 213.5 | 136.0 | 277.9 | 216.1 | 263.3 |
| ARGENTINA | 93.0 | 205.5 | 146.9 | 132.0 | 191.8 | 74.6 | 1860.4 | 89.9 | 60.0 | 113.1 | 154.5 | 154.9 |
| BRAZIL | 195.5 | 265.7 | 249.3 | 205.2 | 459.4 | 144.5 | 331.7 | 165.7 | 126.4 | 222.4 | 219.4 | 221.7 |
| HONG KONG | 144.4 | 246.3 | 155.5 | 282.4 | 174.9 | 161.5 | 195.4 | 187.7 | 32.9 | 193.4 | 148.7 | 197.2 |
| ISRAEL | 149.8 | 268.4 | 129.7 | 136.3 | 143.2 | 127.2 | 162.7 | 144.0 | 87.5 | 173.5 | 167.5 | 173.2 |
| MALAYSIA | 158.7 | 150.4 | 164.7 | 272.3 | 271.0 | 374.9 | 428.2 | 190.6 | 264.8 | 158.3 | 286.6 | 196.5 |
| MEXICO | 617.8 | 383.3 | 926.9 | 378.5 | 1759.5 | 417.4 | 3045.5 | 268.5 | 594.2 | 439.5 | 387.5 | 431.3 |
| PHILIPPINES | 145.9 | 199.7 | 130.6 | 199.9 | 190.5 | 350.3 | 363.2 | 262.5 | 326.3 | 160.9 | 231.4 | 167.6 |
| SINGAPORE | 156.2 | 311.5 | 226.9 | 258.9 | 249.8 | 263.6 | 278.8 | 153.1 | 77.9 | 224.0 | 240.4 | 236.7 |
| SOUTH KOREA | 196.5 | 294.1 | 157.9 | 297.0 | 262.6 | 271.6 | 317.3 | 40.2 | 285.1 | 230.8 | 262.7 | 252.2 |
| THAILAND | 168.1 | 249.2 | 132.6 | 180.2 | 187.8 | 181.0 | 221.1 | 422.0 | 46.9 | 173.3 | 266.0 | 185.9 |
| TURKEY | 280.4 | 342.2 | 254.2 | 115.5 | 32.4 | 113.1 | 127.5 | 106.6 | 159.2 | 294.5 | 974.1 | 387.0 |
| YUGOSLAVIA | 174.2 | 143.2 | 172.6 | 127.5 | 109.1 | 156.9 | 346.6 | 134.3 | 86.2 | 171.6 | 295.2 | 225.0 |

1984

| REPORTER | EUR12 | USA | JAPAN | NICS | NICSI | NICSII | NICSIIA | NICSIIM | NICSIILA | DCS | NIDCS | WORLD |
|---|---|---|---|---|---|---|---|---|---|---|---|---|
| NICS I | 207.9 | 406.5 | 253.1 | 354.2 | 313.6 | 292.1 | 319.1 | 105.9 | 97.9 | 302.8 | 264.0 | 309.6 |
| NICS II | 243.1 | 391.8 | 251.5 | 281.3 | 307.1 | 243.6 | 406.7 | 234.8 | 197.9 | 298.6 | 357.7 | 302.2 |
| NICS II A | 186.8 | 250.7 | 202.6 | 314.0 | 312.4 | 372.1 | 414.4 | 286.7 | 245.4 | 212.9 | 373.3 | 245.1 |
| NICS II M | 254.5 | 344.7 | 166.3 | 175.1 | 138.1 | 170.8 | 202.7 | 169.5 | 153.2 | 265.8 | 550.8 | 299.9 |
| NICS II LA | 263.0 | 453.9 | 422.6 | 254.7 | 450.9 | 213.5 | 436.3 | 247.5 | 195.8 | 365.6 | 291.1 | 340.6 |
| ARGENTINA | 127.1 | 265.9 | 120.7 | 136.6 | 117.9 | 124.9 | 1760.4 | 117.6 | 113.5 | 145.9 | 198.3 | 182.8 |
| BRAZIL | 240.4 | 461.5 | 300.8 | 296.9 | 500.9 | 210.7 | 299.8 | 254.6 | 198.3 | 318.3 | 317.4 | 311.5 |
| HONG KONG | 186.6 | 368.6 | 218.7 | 442.7 | 225.4 | 194.5 | 241.9 | 130.7 | 45.5 | 273.4 | 164.2 | 278.3 |
| ISRAEL | 184.1 | 375.7 | 148.8 | 153.8 | 153.2 | 166.0 | 210.0 | 159.8 | 152.9 | 222.9 | 254.2 | 224.4 |
| MALAYSIA | 183.8 | 205.5 | 250.1 | 358.1 | 336.2 | 526.4 | 546.4 | 300.3 | 683.2 | 216.2 | 397.0 | 262.0 |
| MEXICO | 790.3 | 467.9 | 1312.2 | 405.7 | 2375.7 | 416.7 | 815.0 | 283.9 | 622.2 | 547.5 | 422.4 | 530.5 |
| PHILIPPINES | 156.3 | 257.9 | 147.6 | 279.1 | 298.6 | 351.1 | 428.8 | 69.5 | 107.7 | 192.9 | 206.7 | 202.8 |
| SINGAPORE | 208.0 | 433.6 | 288.9 | 306.2 | 285.0 | 303.4 | 320.1 | 151.9 | 112.5 | 300.9 | 284.7 | 297.5 |
| SOUTH KOREA | 237.2 | 427.1 | 243.8 | 447.2 | 405.1 | 291.8 | 376.7 | 42.2 | 117.3 | 327.8 | 288.2 | 344.4 |
| THAILAND | 215.2 | 380.3 | 151.4 | 225.8 | 243.9 | 214.0 | 262.5 | 356.5 | 68.6 | 229.1 | 387.6 | 246.1 |
| TURKEY | 433.2 | 620.3 | 288.4 | 181.9 | 19.7 | 134.2 | 81.5 | 140.7 | 139.4 | 455.5 | 1291.5 | 555.5 |
| YUGOSLAVIA | 222.0 | 203.7 | 213.1 | 224.9 | 141.6 | 199.2 | 246.7 | 196.8 | 160.5 | 220.7 | 285.8 | 265.5 |

1985

| REPORTER | EUR12 | USA | JAPAN | NICS | NICSI | NICSII | NICSIIA | NICSIIM | NICSIILA | DCS | NIDCS | WORLD |
|---|---|---|---|---|---|---|---|---|---|---|---|---|
| NICS I | 199.2 | 412.8 | 250.7 | 349.1 | 319.6 | 285.2 | 304.6 | 237.6 | 102.3 | 305.7 | 265.1 | 311.7 |
| NICS II | 245.3 | 388.0 | 249.6 | 279.5 | 292.4 | 232.0 | 456.2 | 263.3 | 156.0 | 296.4 | 347.8 | 300.5 |
| NICS II A | 184.3 | 235.4 | 203.5 | 308.9 | 299.8 | 406.0 | 490.1 | 328.1 | 111.0 | 208.4 | 287.7 | 236.0 |
| NICS II M | 274.7 | 450.7 | 184.2 | 232.1 | 151.3 | 256.8 | 172.9 | 231.9 | 382.4 | 292.0 | 576.3 | 329.4 |
| NICS II LA | 257.4 | 440.7 | 408.4 | 246.4 | 372.7 | 180.6 | 357.7 | 264.1 | 153.4 | 354.8 | 286.5 | 330.3 |
| ARGENTINA | 118.9 | 319.4 | 164.6 | 173.5 | 105.4 | 148.9 | 914.3 | 243.0 | 134.6 | 152.4 | 198.3 | 194.0 |
| BRAZIL | 249.2 | 426.4 | 284.3 | 289.0 | 436.9 | 160.4 | 263.3 | 288.3 | 137.4 | 310.5 | 316.2 | 302.9 |
| HONG KONG | 162.6 | 354.8 | 194.8 | 512.8 | 191.1 | 174.2 | 201.4 | 184.3 | 74.4 | 255.1 | 149.3 | 268.3 |
| ISRAEL | 188.0 | 503.4 | 168.7 | 176.7 | 164.6 | 199.2 | 157.5 | 189.1 | 232.9 | 255.5 | 269.5 | 247.9 |
| MALAYSIA | 199.4 | 191.3 | 258.7 | 340.5 | 325.3 | 521.1 | 619.5 | 265.5 | 210.2 | 220.2 | 289.0 | 254.6 |
| MEXICO | 722.3 | 458.8 | 1216.0 | 296.9 | 1633.2 | 299.9 | 1195.9 | 261.4 | 340.3 | 523.4 | 383.8 | 498.6 |
| PHILIPPINES | 136.1 | 214.4 | 130.6 | 278.8 | 248.8 | 494.3 | 615.4 | 280.0 | 26.5 | 167.0 | 201.6 | 181.0 |
| SINGAPORE | 212.3 | 444.5 | 282.9 | 285.6 | 274.2 | 279.6 | 294.1 | 196.4 | 94.2 | 305.3 | 264.5 | 289.2 |
| SOUTH KOREA | 238.8 | 448.6 | 246.4 | 442.7 | 458.8 | 421.5 | 493.9 | 305.7 | 165.5 | 347.0 | 317.7 | 365.4 |
| THAILAND | 196.3 | 428.4 | 153.4 | 248.1 | 245.8 | 257.8 | 306.2 | 686.7 | 80.7 | 231.6 | 302.5 | 244.5 |
| TURKEY | 511.1 | 873.6 | 343.4 | 227.3 | 52.6 | 201.7 | 169.1 | 212.4 | 138.0 | 512.3 | 1499.9 | 635.0 |
| YUGOSLAVIA | 225.8 | 223.8 | 180.5 | 373.8 | 108.8 | 373.3 | 204.3 | 283.4 | 1158.4 | 224.5 | 236.6 | 282.3 |

1986

| REPORTER | EUR12 | USA | JAPAN | NICS | NICSI | NICSII | NICSIIA | NICSIIM | NICSIILA | DCS | NIDCS | WORLD |
|---|---|---|---|---|---|---|---|---|---|---|---|---|
| NICS I | 193.7 | 385.2 | 219.9 | 288.7 | 282.3 | 207.1 | 217.2 | 173.8 | 116.1 | 280.2 | 191.2 | 269.2 |
| NICS II | 128.2 | 171.4 | 144.8 | 161.9 | 205.9 | 110.3 | 250.1 | 100.0 | 72.0 | 146.5 | 160.5 | 152.9 |
| NICS II A | 159.0 | 203.5 | 150.2 | 218.7 | 219.2 | 248.4 | 280.7 | 265.0 | 113.6 | 170.9 | 256.3 | 185.2 |
| NICS II M | 221.7 | 393.3 | 230.0 | 204.3 | 154.8 | 179.0 | 134.8 | 165.2 | 246.9 | 243.9 | 385.9 | 258.3 |
| NICS II LA | 60.9 | 130.3 | 112.5 | 72.4 | 93.2 | 65.2 | 109.1 | 58.1 | 64.9 | 95.8 | 65.4 | 86.7 |
| ARGENTINA | 89.9 | 171.7 | 139.7 | 139.4 | 137.7 | 127.1 | 770.0 | 151.6 | 120.1 | 107.6 | 138.4 | 124.0 |
| HONG KONG | 168.2 | 310.2 | 212.1 | 492.0 | 198.6 | 171.2 | 182.5 | 340.4 | 79.1 | 236.0 | 142.2 | 249.8 |
| ISRAEL | 163.1 | 433.0 | 203.6 | 169.4 | 166.4 | 190.0 | 166.1 | 137.4 | 271.9 | 226.2 | 189.4 | 221.4 |
| MALAYSIA | 138.6 | 169.9 | 170.0 | 215.4 | 208.8 | 297.5 | 319.4 | 251.5 | 214.4 | 161.1 | 237.0 | 176.4 |
| MEXICO | 272.8 | 187.9 | 460.8 | 112.8 | 854.1 | 86.1 | 1049.9 | 51.7 | 118.3 | 209.7 | 228.2 | 203.6 |
| PHILIPPINES | 132.0 | 173.2 | 99.5 | 197.1 | 190.0 | 236.3 | 284.4 | 234.5 | 18.2 | 136.7 | 243.9 | 146.1 |
| SINGAPORE | 171.1 | 378.5 | 198.2 | 225.7 | 230.9 | 204.9 | 214.1 | 162.3 | 83.1 | 241.6 | 190.4 | 222.6 |
| SOUTH KOREA | 247.9 | 453.1 | 230.1 | 355.7 | 407.3 | 254.2 | 276.9 | 127.5 | 274.6 | 338.4 | 213.9 | 327.9 |
| THAILAND | 213.8 | 383.7 | 158.8 | 236.0 | 268.5 | 199.8 | 236.5 | 355.5 | 84.6 | 233.4 | 271.8 | 238.4 |
| TURKEY | 407.6 | 742.8 | 624.7 | 343.8 | 58.6 | 176.4 | 137.2 | 180.2 | 190.9 | 419.4 | 903.8 | 465.9 |
| YUGOSLAVIA | 174.6 | 214.1 | 115.0 | 213.4 | 191.4 | 164.4 | 73.8 | 181.4 | 157.7 | 177.1 | 199.1 | 213.9 |

TABLE 2.1: SITC REVISION 2 CODES (1, 2, 3 and 5 digit)

| | |
|---|---|
| 0 | FOOD AND LIVE ANIMALS |
| 00 | LIVE ANIMALS FOR FOOD |
| 001 | LIVE ANIMALS FOR FOOD |
| 00111 | -- PURE BRED FR BREEDING |
| 00119 | -- OTHR THAN FR BREEDING |
| 00121 | SHEEP,LIVE |
| 00122 | GOATS,LIVE |
| 00141 | LIVE PLTRY 185 GR OR LES |
| 00149 | LIVE POULTRY OVER 185 GR |
| 01 | MEAT AND PREPARATIONS |
| 011 | MEAT FRESH,CHILLD,FROZEN |
| 01111 | BOVINE MEAT WITH BONE IN |
| 01112 | BOVINE MEAT BONELESS |
| 01181 | POULTRY LIVER FRESH,ETC |
| 01189 | OTHER MEAT NES FRESH,ETC |
| 012 | MEAT DRIED,SALTED,SMOKED |
| 014 | MEAT PREPD,PRSVD,NES ETC |
| 02 | DAIRY PRODCTS,BIRDS'EGGS |
| 022 | MILK AND CREAM |
| 02241 | WHEY |
| 02242 | MILK DRY,1.5% FAT OR LES |
| 02243 | MILK DRY,OVER 1.5% FAT |
| 02249 | MILK(EX DRY) PRSVD,SWEET |
| 023 | BUTTER |
| 024 | CHEESE AND CURD |
| 025 | EGGS,BIRDS,FRESH,PRSRVD |
| 03 | FISH AND PREPARATIONS |
| 034 | FISH,FRESH,CHILLED,FROZN |
| 035 | FISH SALTED,DRIED,SMOKED |
| 03501 | FISH MEAL FIT FOR FOOD |
| 03502 | COD(NOT IN FILLETS)DRIED |
| 03503 | FISH(EX COD)DRIED,SALTED |
| 03504 | FISH SMOKED |
| 036 | SHELL FISH FRESH,FROZEN |
| 037 | FISH ETC PREPD,PRSVD NES |
| 04 | CEREALS AND PREPARATIONS |
| 041 | WHEAT ETC UNMILLED |
| 042 | RICE |
| 04211 | RICE IN THE HUSK |
| 04212 | RICE HUSKED |
| 04221 | RICE MILLED UNBROKEN |
| 04222 | RICE BROKEN |
| 043 | BARLEY UNMILLED |
| 044 | MAIZE UNMILLED |
| 045 | CEREALS NES UNMILLED |
| 04591 | MILLET UNMILLED |
| 04592 | SORGHUM UNMILLED |
| 04599 | OTH CEREALS UNMILLED NES |
| 046 | WHEAT ETC MEAL OR FLOUR |
| 04601 | FLOUR OF WHEAT OR MESLIN |
| 04602 | MEAL,GROATS OF WHEAT ETC |
| 047 | OTHER CEREAL MEALS,FLOUR |
| 04701 | CEREAL FLOUR(NON-WHEAT) |
| 04702 | MEAL OR GROATS NON-WHEAT |
| 048 | CEREAL ETC PREPARATIONS |
| 04811 | CEREAL FLAKED,ROLLED,ETC |
| 04812 | CEREAL ROASTED,PUFFED |
| 04841 | BREAD,BISCUIT,COM WAFERS |
| 04842 | PASTRY, CAKES ETC |
| 05 | VEGETABLES AND FRUIT |
| 054 | VEG ETC FRSH,SMPLY PRSVD |
| 05451 | ALLIACEOUS VEGTBLS,FRESH |
| 05459 | FRESH VEGETABLES NES |
| 05461 | VEGETABLES FROZEN |
| 05462 | VEG PRSVD UNFRZN UNTINND |
| 05481 | ROOTS,TUBERS FRESH,DRY |
| 05482 | SUGAR BEET FRSH DRY,CANE |
| 05484 | HOP CONES AND LUPULIN |
| 05488 | VEG PRODTS NES FRESH,DRY |
| 056 | VEGTBLES ETC PRSVD,PREPD |
| 05643 | POTATO FLOUR,MEAL,FLAKES |
| 05645 | TAPIOCA,SAGO,ETC |
| 05649 | FLOURS OF OTH VEG,FRUITS |
| 05651 | VEGTBLS,FRUIT IN VINEGAR |
| 05659 | OTH VEG PRESVD,PREPD NES |
| 057 | FRUIT,NUTS,FRESH,DRIED |
| 05711 | ORANGES,FRESH OR DRIED |
| 05712 | MANDARINS ETC FRESH, DRY |
| 05721 | LEMONS,LIMES,FRESH,DRIED |
| 05722 | GRAPEFRUITS,FRESH,DRIED |
| 05729 | CITRUS NES,FRESH,DRIED |
| 05751 | GRAPES FRESH |
| 05752 | GRAPES DRIED(RAISINS) |
| 05771 | COCONUTS FRESH OR DRIED |
| 05772 | BRAZIL NUTS,FRESH,DRIED |
| 05773 | CASHEW NUTS,FRESH,DRIED |
| 05774 | ALMONDS,FRESH OR DRIED |
| 05775 | HAZELNUTS,FRESH OR DRIED |
| 05779 | NUTS EDIBLE,FRSH,DRY,NES |
| 05792 | PEARS,QUINCES FRESH |
| 05793 | STONE FRUIT FRESH NES |
| 05794 | BERRIES FRESH |
| 05795 | PINEAPPLES,FRESH,DRIED |
| 05796 | DATES,FRESH OR DRIED |
| 05797 | OTH TROP FRUIT,FRESH,DRY |
| 05798 | OTHER FRESH FRUIT |
| 05799 | OTHER DRIED FRUIT |
| 058 | FRUIT PRESERVED,PREPARED |
| 05851 | ORANGE JUICE |
| 05852 | GRAPEFRUIT JUICE |
| 05853 | OTHER CITRUS FRUIT JUICE |
| 05854 | PINEAPPLE JUICE |
| 05855 | TOMATO JUICE |
| 05857 | JUICE OF OTHER FRUIT,VEG |
| 05858 | MIXTURES OF DIFF JUICES |
| 05861 | FRUIT,FRZN WITHOUT SUGAR |
| 05862 | FRUIT,FROZEN WITH SUGAR |
| 05863 | FRUIT TEMP PRSVD,UNFROZN |
| 05864 | FRUIT PEEL,FRS,FRZN,PRSD |
| 05891 | NUTS ROASTD(INCL PEANUT) |
| 05899 | FRUIT,NUTS NES,PRESERVED |
| 06 | SUGAR AND PREPS,HONEY |
| 061 | SUGAR AND HONEY |
| 062 | SUGAR CANDY NON-CHOCLATE |
| 07 | COFFEE,TEA,COCOA,SPICES |
| 071 | COFFEE AND SUBSTITUTES |
| 07111 | COFFEE GREEN,HUSKS,SKINS |
| 07112 | COFFEE ROASTED |
| 07113 | COFFEE SUBST CONT COFFEE |
| 072 | COCOA |
| 07231 | COCOA PASTE |
| 07232 | COCOA BUTTER |
| 073 | CHOCOLATE AND PRODUCTS |
| 074 | TEA AND MATE |
| 075 | SPICES |
| 07521 | VANILLA |
| 07522 | CINNAMON,ETC |
| 07523 | CLOVES |
| 07524 | NUTMEG,MACE,CARDAMOMS |
| 07525 | SEEDS OF ANISE,CUMIN,ETC |
| 07526 | GINGER (EXCPT SWEETENED) |
| 07528 | THYME ETC, OTHER SPICES |
| 08 | FEEDING STUFF FOR ANIMLS |
| 081 | FEEDING STUFF FOR ANIMLS |
| 08111 | CEREAL STRAW ETC UNPREPD |
| 08112 | FODDER ROOTS,HAY,ETC |
| 08119 | FODDER OF VEG ORIGIN NES |
| 08121 | BRAN, ETC OF MAIZE, RICE |
| 08122 | BRAN,ETC OF OTHR CEREALS |
| 08123 | BRAN,ETC OF LEGUMNUS VEG |
| 08131 | -- OF SOYA BEANS |
| 08132 | -- OF GROUNDNUTS |
| 08133 | -- OF COTTON SEEDS |
| 08134 | -- OF LINSEED |
| 08135 | -- OF SUNFLOWER SEEDS |
| 08136 | -- OF RAPE OR COLZA SEED |
| 08137 | -- OF COCONUT(COPRA) |
| 08138 | -- OF PALM NUTS,KERNELS |
| 08139 | -- OF OTHER OILSEEDS ETC |
| 08141 | MEAT MEAL FODDER |
| 08142 | FISH MEAL FODDER |
| 08192 | COCOA WASTES |
| 08193 | BEET-PULP,BAGASSE,ETC |
| 08194 | WINE LEES,ARGOL |
| 08199 | FODDER NES,INCL SWEETNED |
| 09 | MISC EDIBLE PRODUCTS |
| 091 | MARGARINE AND SHORTENING |
| 09141 | MARGARINE |
| 09149 | OTH PREPARED EDIBLE FATS |
| 098 | EDIBLE PRODCTS,PREPS NES |
| 09801 | HOMOGENZD COMPOSITE FOOD |
| 09802 | TEA,ETC EXTRACT,ESSENCE |
| 09803 | MUSTARD PREPD OR FLOUR |
| 09804 | SAUCES,MIXED SEASONINGS |
| 09805 | SOUPS AND BROTHS |
| 09806 | YEASTS,BAKING POWDERS |
| 09807 | VINEGAR AND SUBSTITUTES |
| 09808 | EDIBLE ANIML PRODCTS NES |
| 09809 | MISC FOOD PREPRTIONS NES |
| 1 | BEVERAGES AND TOBACCO |
| 11 | BEVERAGES |
| 111 | NON-ALCOHL BEVERAGES NES |
| 11101 | WATERS,ICE AND SNOW |
| 11102 | FLAVORED WATERS NON-ALCO |
| 112 | ALCOHOLIC BEVERAGES |
| 11211 | GRAPE MUST |
| 11212 | WINE OF FRESH GRAPES |
| 11213 | VERMOUTHS ETC |
| 11241 | WHISKY |
| 11242 | DISTILLD WINE,GRAPE MARC |
| 11249 | OTH ALCOHOLC BEVS,CMPNDS |
| 12 | TOBACCO AND MANUFACTURES |
| 121 | TOBACCO UNMNFCTRD,REFUSE |
| 12111 | -- VIRGI TYPE,FLUE-CURED |
| 12119 | -- OTHER TYPES |
| 12121 | -- VIRGI TYPE,FLUE-CURED |
| 12129 | -- OTHER TYPES |
| 122 | TOBACCO,MANUFACTURED |
| 2 | CRUDE MATERLS,EXCL FUELS |
| 21 | HIDES,SKINS,FURS UNDRSSD |
| 211 | HIDES,SKINS,EXC FURS,RAW |
| 21191 | WASTE AND USED LEATHER |
| 21199 | HIDES AND SKINS NES,RAW |
| 212 | FURSKINS,RAW |
| 21201 | MINK SKINS,RAW |
| 21209 | OTHER FURSKINS,RAW |
| 22 | OIL SEEDS,OLEAGINOUS FRT |
| 222 | SEEDS FOR'SOFT'FIXED OIL |
| 223 | SEEDS FOR OTH FIXED OILS |
| 23 | RUBBER, CRUDE |
| 232 | NATURAL RUBBER,GUMS |
| 23201 | NATURAL RUBBER LATEX |
| 23202 | OTHER NATURAL RUBBER |
| 23203 | BALATA,GUTTA-PERCHA, ETC |
| 233 | RUBBER,SYNTHTIC,RECLAIMD |
| 23311 | POLYBUTADI-STYRENE LATEX |
| 23312 | OTH SYNTHTC RUBBER LATEX |
| 23313 | POLYBUTADIENE RUBBER(BR) |
| 23314 | POLYCHLOROBUTADIENE(CR) |
| 23315 | POLYBUTADIENE-STYRN(SBR) |
| 23316 | BUTYL RUBBER(IIR) |
| 23319 | OTH SYNTH RUBBER,FACTICE |
| 23321 | RECLAIMED RUBBER |
| 23322 | SCRAP UNHARDENED RUBBER |
| 24 | CORK AND WOOD |
| 244 | CORK,NATURAL,RAW,WASTE |
| 24401 | CORK UNWORKED,WASTE |
| 24402 | CORK SIMPLY WORKED |
| 245 | FUEL WOOD NES, CHARCOAL |
| 24501 | FUEL WOOD IN LOGS,ETC |
| 24502 | WOOD CHARCOAL |
| 246 | PULPWOOD,CHIPS,WOODWASTE |
| 24601 | PULPWOOD ROUGH OR SPLIT |
| 24602 | PULPWOOD CHIPS,PARTICLES |
| 24603 | WOOD WASTE(INCL SAWDUST) |
| 247 | OTH WOOD ROUGH,SQUARED |
| 24711 | -- IN THE ROUGH |
| 24712 | -- RGHLY OR HALF SQUARED |
| 24721 | -- IN THE ROUGH |
| 24722 | -- RGHLY OR HALF SQUARED |
| 248 | WOOD SHAPED,SLEEPERS |
| 24821 | LUMBER SAWN ETC CONIFER |
| 24822 | LUMBER PLANED ETC CONIFR |
| 24831 | LUMBER SAWN ETC NON-CON |
| 24832 | LUMBER PLANED ETC NONCON |
| 25 | PULP AND WASTE PAPER |
| 251 | PULP AND WASTE PAPER |
| 25171 | -- UNBLEACHED |
| 25172 | -- BLEACHED,NONDISSOLVNG |
| 25181 | -- UNBLEACHED |
| 25182 | -- BLEACHED,NONDISSOLVNG |
| 25191 | SEMI-CHEMICAL WOOD PULP |
| 25192 | PULP OTHR THAN WOOD PULP |
| 26 | TEXTILE FIBRES AND WASTE |
| 261 | SILK |
| 26141 | SILK WORM COCOONS |

26142 SILK WASTE
263 COTTON
264 JUTE,OTH TEX BAST FIBRES
265 VEG FIBRE,EXCL COTN,JUTE
26511 FLAX,RAW OR RETTED
26512 FLAX,BROKEN,SCUTCHED ETC
26513 FLAX TOW AND WASTE
26514 RAMIE, ITS NOILS, WASTE
26591 COIR FIBRE AND WASTE
26599 OTH VEG TEXT FIBRE,WASTE
266 SYNTHETIC FIBRES TO SPIN
26651 -- POLYAMIDE
26652 -- POLYESTER
26653 -- ACRYLIC
26659 -- OTHER
26661 -- OF POLYAMIDE FIBRES
26662 -- OF POLYESTER FIBRES
26663 -- OF ACRYLIC FIBRES
26669 -- OF OTH SYNTHTC FIBRES
26671 -- POLYAMIDE
26672 -- POLYESTER
26673 -- ACRYLIC
26679 -- OTHER
267 OTHER MAN-MADE FIBRES
26711 DISCN REGEN FIBRE UNCMBD
26712 CONTIN FILAMNT TOW REGEN
26713 DISCON REGEN FIBRE COMBD
26721 -- SYNTHETIC
26722 -- REGENERATED
268 WOOL(EXC TOPS),ANML HAIR
26851 HORSEHAIR AND ITS WASTE
26859 COARSE HAIR NES UNCOMBED
26861 -- NOT PULLD OR GARNETTD
26862 -- PULLED OR GARNETTED
269 WASTE OF TEXTILE FABRICS
26901 BULK TEXT WSTE,OLD CLTHG
26902 RAGS,WASTE CORDAGE ETC
27 CRUDE FERTLZR,MINRLS NES
271 FERTILIZERS,CRUDE
27131 -- UNGROUND
27132 -- GROUND
273 STONE,SAND AND GRAVEL
27311 SLATE,ROUGHLY WORKED
27312 MARBLE,ETC BLDG STONE
27313 GRANITE,SANDSTONE,ETC
27322 CALCAREOUS STONE NES
27323 GYPSUM AND ANHYDRITE
27324 CALCINED GYPSUM,PLASTERS
274 SULPHUR,UNRSTD IRN PYRTE
277 NATURAL ABRASIVES NES
27721 DUST AND POWDER OF GEMS
27722 OTHER NAT ABRASIVES NES
278 OTHER CRUDE MINERALS
27821 CLAY ETC
27822 NATURAL GRAPHITE
27823 DOLOMITE
27824 MAGNESITE, ETC
27851 NATURAL QUARTZ,QUARTZITE
27852 MICA,MICA WASTE
27853 CRYOLITE,CHIOLITE NTRL
27854 FELSPAR,FLOURSPAR,ETC
27861 SLAG ETC FRM IRN,STL MFR
27862 SLAG,ASH,NES(INCL KELP)
27891 CHALK
27892 NAT BARIUM SULPHATE,CARB
27893 TALC,NATURAL STEATITE
27894 CRUDE NATURAL BORATES
27895 SILICEOUS EARTHS
27896 NATURAL ASPHALT,BITUMEN
27899 MINERAL SUBSTANCES NES
28 METALLIFEROUS ORES,SCRAP
281 IRON ORE,CONCENTRATES
282 IRON AND STEEL SCRAP
28201 -- OF PIG OR CAST IRON
28202 -- OF ALLOY STEEL
28209 -- OF OTHR IRON OR STEEL
286 URANIUM,THORIUM ORE,CONC
287 BASE METAL ORES,CONC NES
28711 COPPER ORES,EXCL MATTE
28712 COPPER MATTE,CEMENT COPR
28721 NICKEL ORES,EXCL MATTE
28722 NICKEL MATTE,SINTERS,ETC
28731 ALUMINIUM ORE,CONCNTRATE
28732 ALUMINA(ALUMINIUM OXIDE)
28791 CHROMIUM ORE,CONCENTRATE
28792 TUNGSTEN ORE,CONCENTRATE
28793 MOLYBD, NIOBIUM ETC ORES
28799 OTH BASE MTL ORE,CON NES
288 NONFERR METAL SCRAP NES
28821 COPPER WASTE AND SCRAP
28822 NICKEL WASTE AND SCRAP
28823 ALUMINIUM WSTE AND SCRAP
28824 LEAD WASTE AND SCRAP
28825 ZINC WASTE AND SCRAP
28826 TIN WASTE AND SCRAP
289 PREC MTAL ORES,WASTE NES
28901 PRECIOUS METAL ORES,CONC
28902 PREC METAL SCRAP, WASTE
29 CRUDE ANIMAL,VEG MAT NES
291 CRUDE ANIMAL MTRIALS NES
29111 BONE,HORN-CORE AND WASTE
29115 CORAL, SHELLS, AND WASTE
29116 IVORY,TORTOISE-SHELL ETC
29191 HUMAN HAIR,UNWORKED,ETC
29192 BRUSH-MAKING HAIR,ETC
29193 GUT,BLADDERS,ETC NONFISH
29194 FISH WASTE
29196 BIRDS SKINS,FEATHERS,ETC
29197 NATURAL SPONGES
29198 AMBERGRIS,CIVET,MUSK,ETC
29199 ANIMAL PRODUCTS,NES
292 CRUDE VEG MATERIALS NES
29261 BULBS,TUBERS,CORMS,ETC
29269 LIVE PLANTS NES
29271 CUT FLOWERS
29272 CUT FOLIAGE
29291 VEGETABLE SAPS,EXTRACTS
29292 VEGET PADDING MATERIALS
29293 VEG BRUSH,BROOM MATERIAL
29298 OTH CRD VEG MATERIAL NES
3 MINERAL FUELS ETC
32 COAL,COKE AND BRIQUETTES
322 COAL,LIGNITE AND PEAT
323 BRIQUETS,COKE,SEMI-COKE
32311 BRIQUETTES OF COAL
32312 LIGNITE,AGGLOMERATED
32313 PEAT,AGGLOMERATED
32321 COKE OF COAL,RETORT CRBN
32322 COKE OF LIGNITE OR PEAT
33 PETROLEUM AND PRODUCTS
333 CRUDE PETROLEUM
334 PETROLEUM PRODUCTS,REFIN
33411 MOTOR,AVIATION SPIRIT
33412 SPIRIT TYPE JET FUEL
33419 OTH LIGHT PETROLEUM OILS
33421 KEROSENE INCL JET FUEL
33429 OTH MEDIUM PETROLEUM OIL
33451 LUBS(HIGH PETR CONT) ETC
33452 LUBS (LOW PETRLM CONTNT)
335 RESIDUAL PETRLM PROD NES
33511 PETROLATUM
33512 MINERAL WAXES
33521 MINERAL TAR
33522 BENZOLE
33523 TOLUOLE
33524 XYLOLE
33525 MINERAL TAR OILS ETC NES
33531 PITCH FROM MINERAL TARS
33532 PITCH COKE
33541 PETROLEUM BITUMEN, ETC
33542 PETROLEUM COKE
33543 BITUMINOUS MIXTURES ETC
34 GAS,NATURAL AND MANUFCTD
341 GAS,NATURAL AND MANUFCTD
34131 LIQUEFIED PROPANE,BUTANE
34139 OTH HYDROCARBON GAS LQFD
35 ELECTRIC CURRENT
351 ELECTRIC CURRENT
4 ANIMAL,VEGETABLE OIL,FAT
41 ANIMAL OILS AND FATS
411 ANIMAL OILS AND FATS
41111 FISH LIVER OIL
41112 OTHER FISH OILS AND FATS
41113 MARINE MAMMALS OILS,FATS
41131 PIG,POULTRY FAT UNRENDRD
41132 FATS OF BOVINE,SHEEP,ETC
41133 LARD STEARIN AND OIL,ETC
41134 WOOL GREASE,ETC
41139 ANIMAL OILS,FATS NES
42 FIXED VEGETABLE OIL,FAT
423 FIXED VEG OILS,SOFT
42391 RAPE,COLZA,MUSTARD OILS
42392 SESAME OIL
424 FIXED VEG OIL NONSOFT
43 PROCESD ANML VEG OIL,ETC
431 PROCESD ANML VEG OIL,ETC
43131 FATTY ACIDS,ACID OILS
43133 RESIDUES OF TREATING FAT
43143 VEGETABLE WAXES
43144 INSECT WAXES,SPERMACETI
5 CHEMCLS,RELATED PROD NES
51 ORGANIC CHEMICALS
511 HYDROCARBONS NES,DERIVS
51111 ETHYLENE
51112 PROPYLENE
51113 BUTYLENES,BUTADIENES ETC
51119 OTH ACYCLIC HYDROCARBONS
51121 CYCLOHEXANE
51122 BENZENE,CHEMICALLY PURE
51123 TOLUENE,CHEMICALLY PURE
51124 XYLENES,CHEMICALLY PURE
51125 STYRENE
51126 ETHYLBENZENE
51129 OTH CYCLIC HYDROCARBONS
51131 VINYL CHLORIDE
51132 TRICHLOROETHYLENE
51133 TETRACHLOROETHYLENE
51139 OTH HALOG HYDRCARB DERIV
512 ALCOHOLS,PHENOLS ETC
51211 METHYL ALCOHOL(METHANOL)
51212 PROPANOLS
51213 BUTYL ALCOHOLS(BUTANOLS)
51214 OCTYL ALCOHOLS(OCTANOLS)
51215 ETHYLENE GLYCOL
51216 ETHYL ALC,DENATRD SPIRIT
51217 FATTY ALCOHOLS
51218 GLYCEROL,GLYCEROL LYES
51219 ACYCLIC ALCOH NES,DERIVS
51234 PHENOL PURE,ITS SALTS
51235 CRESOLS,NES,THEIR SALTS
51236 OTH PHENOLS,PHENOL ALCOH
51237 DERIVATVS OF PHENOL ETC
513 CARBOXYLIC ACIDS ETC
51371 ACETIC ACID,ITS SALTS
51372 ESTERS OF ACETIC ACID
51373 METHACRYLIC ACID,ETC
51379 OTH MONOACIDS ETC,DERIVS
51381 MALEIC ANHYDRIDE
51382 PHTHALIC ANHYDRIDE
51383 DIOCTYL ORTHOPHTHALATES
51384 TEREPHTHALIC ACID ESTERS
51389 OTH POLYACIDS ETC,DERIVS
514 NITROGEN-FNCTN COMPOUNDS
51481 QUAT AMMONIUM SALTS,ETC
51482 IMIDE-,IMIDE-FNCT CMPNDS
51483 ACRYLONITRILE
51484 OTH NITRILE-FNCTN CMPNDS
51485 DIAZO-,AZO-,AZOXY-CMPNDS
51486 HYDRAZINE ETC ORG DERIVS
51489 NITROGEN-FNCT CMPNDS NES
515 ORG-INORG COMPOUNDS ETC
51551 ORGANO-MERCURY COMPOUNDS
51559 ORG-INORG COMPOUNDS NES
51561 LACTAMS
51569 OTH HETEROCYC CMPDS,ETC
51571 SULPHONAMIDES
51572 SULTONES AND SULTAMS
516 OTHER ORGANIC CHEMICALS
51611 ETHERS,ETHER-ALCOHOL,ETC
51612 ACETALS,HEMIACETALS,ETC
51613 ETHYLENE OXIDE(OXIRANE)
51614 PROPYLENE OXIDE
51619 OTHER EPOXIDES ETC
51621 OXYGEN-FUNCTION ALDEHYDE
51622 OXY-FNCT ALDEHYDE DERIVS
51623 ACETONE
51624 ETHYL METHYL KETONE
51629 OTHER KETONES ETC,DERIVS
51631 PHOSPHORIC ESTERS,ETC
51639 OTH INORGANIC ESTERS,ETC
51691 ENZYMES
51692 SUGARS,CHEM PURE ETC,NES
51699 OTHER ORGANIC COMPOUNDS
52 INORGANIC CHEMICALS
522 INORG ELEMNTS,OXIDES,ETC
52211 GASES,EXCL HALOGENS
52212 NON-METALS NES
52213 CHLORINE

52214 FLUORINE,BROMINE,IODINE
52215 SULPHUR,PURIFIED
52216 MERCURY
52217 ALKALI,RARE EARTH METALS
52218 CARBON NES, CARBON BLACK
52221 HYDROCHLORIC ACID ETC
52222 SULPHURIC ACID;OLEUM
52223 NITRIC,SULPHONITRIC ACID
52224 PHOSPHORIC ACIDS ETC
52225 BORIC OXIDE AND ACID
52229 OTH INORGANIC ACIDS ETC
52231 HALOGEN CMPNDS NON-METAL
52232 SULPHUR CMPNDS NON-METAL
52241 ZINC OXIDE,PEROXIDE
52242 CHROMIUM OXIDE,HYDROXIDE
52243 MANGANESE OXIDES
52244 IRON OXIDES,H[illegible]OXIDES
52245 COBALT OXIDE[illegible]HYDROXIDES
52246 TITANIUM O[illegible]S
52247 LEAD OXIDES
52251 AMMONIA,ANHYDROUS ETC
52252 SODIUM HYDROXIDE, SOLID
52253 SODIUM HYDROXIDE, OTHER
52254 POTASSIUM HYDROXIDE ETC
52255 OXIDES ETC OF MG,SR,BA
52256 ALUMINIUM HYDROXIDE
52257 ARTIFICIAL CORUNDUM
52259 OTH OXIDES,BASES ETC NES
523 OTHR INORG CHEMICALS ETC
52311 FLOURIDES ETC
52312 CHLORIDES, BROMIDES ETC
52313 HYPOCHLORITES ETC
52314 CHLORATES, BROMATES ETC
52315 SULPHIDES,POLYSULPHIDES
52316 DITHIONITE,SULPHOXYLATES
52317 SULPHITES,THIOSULPHATES
52318 SODIUM SULPHATE ETC
52319 OTH SULPHATES,PERSLPHTES
52321 NITRITES AND NITRATES
52322 PHOSPHITES,PHOSPHATES
52323 NEUTRAL SODIUM CARBONATE
52324 CARBONATE NES,PERCBONATE
52325 CYANIDES,COMPLEX CYANIDE
52326 FULMINATES,CYANATES ETC
52327 SILICATES
52328 BORATES AND PERBORATES
52329 SALTS OF INORG ACIDS NES
52331 SALTS OF METALLIC ACIDS
52332 PRECIOUS METAL CMPDS ETC
52391 HYDROGEN PEROXIDE
52392 PHOSPHIDES
52393 CALCIUM CARBIDE
52394 CARBIDES,EXCL CALCIUM
52395 HYDRIDES,NITRIDES,ETC
52399 OTH INORG CMPNDS NES ETC
524 RADIOACTIVE ETC MATERIAL
52491 STABLE ISOTOPES ETC
52492 OTH CHEMS ASSOC RADIOACT
53 DYES,TANNING,COLOUR PROD
531 SYNT DYE,NAT INDGO,LAKES
53121 SYN ORG LUMIN ETC,INDIGO
53122 COLOUR LAKES
532 DYES NES,TANNING PROD
53221 VEG TANN EXTRCTS,TANNINS
53222 DYEING EXTRCTS VEG,ANMAL
533 PIGMENTS,PAINTS,ETC
53341 WATER-THINNED PAINTS
53342 OTH PAINTS,VARNISHES ETC
53343 PIGMNTS IN PAINT ETC MED
53344 DISTEMPERS,DYES NES ETC
53351 PREPRD PIGMENT,GLAZE ETC
53352 ARTISTS COLOURS
53353 PREPARED DRIERS
53354 PUTTY,OTHER FILLINGS ETC
54 MEDICINAL,PHARM PRODUCTS
541 MEDICINAL,PHARM PRODUCTS
54131 PENICILLINS AND DERIVTVS
54132 STREPTOMYCINS AND DERIVS
54133 TETRACYCLINES AND DERIVS
54139 OTHER ANTIBIOTICS
54151 INSULIN
54152 PITUITARY,SIMILR HORMONE
54153 ADRENAL CORTICAL HORMONE
54159 OTHR HORMONES,DERIVS,ETC
54161 GLYCOSIDES AND DERIVATVS
54162 GLANDS ETC AND EXTRACTS
54164 ANTISERA,MICROB VACCINES
54165 TOXINS, MICROB CULTURES
54171 -- CONTAINNG ANTIBIOTICS
54172 -- CONTAINING HORMONES
54173 -- CONTAINING ALKALOIDS
54179 -- CONTNG OTH SUBSTANCES
54191 BANDAGES PREPARED ETC
54199 OTH PHARMACEUTICAL GOODS
55 PERFUME,CLEANING ETC PRD
551 ESSENTL OILS,PERFUME,ETC
553 PERFUMERY,COSMETICS,ETC
554 SOAP,CLEANSING ETC PREPS
56 FERTILIZERS,MANUFACTURED
562 FERTILIZERS,MANUFACTURED
56211 AMMONIUM NITRATE
56212 AMMONIUM SULPHONITRATE
56213 AMMONIUM SULPHATE
56214 CALCIUM NITRATE NES ETC
56215 CALCIUM CYANAMIDE NES
56216 UREA
56219 CHEM NITROG FERTILZR NES
56221 BASIC SLAG (THOMAS SLAG)
56222 SUPERPHOSPHATES
56229 CHEM PHOSPH FERTILZR NES
56231 POTASSIUM CHLORIDE
56232 POTASSIUM SULPHATE NES
56239 CHEM POTASS FERTILZR NES
56291 NIT-PHOS-POT FERTLZR NES
56292 NITROG-PHOS FERTILZR NES
56293 NITROG-POTAS FERTLZR NES
56299 OTHER FERTILIZERS NES
57 EXPLOSIVES,PYROTECH PROD
572 EXPLOSIVES,PYROTECH PROD
57211 PROPELLENT POWDERS
57212 PREPARED EXPLOSIVES NES
58 PLASTIC MATERIALS ETC
582 PROD OF CONDENSATION ETC
58211 -- IN PRIMARY FORMS
58212 -- PLATES,FILM,STRIP ETC
58219 -- OTHER FORMS,INC WASTE
58221 -- IN PRIMARY FORMS
58222 -- PLATES,FILM,STRIP ETC
58229 -- OTHER FORMS,INC WASTE
58231 -- IN PRIMARY FORMS
58232 -- PLATES,FILM,STRIP ETC
58239 -- OTHER FORMS,INC WASTE
58241 -- IN PRIMARY FORMS
58242 -- PLATES,FILM,STRIP ETC
58249 -- OTHER FORMS,INC WASTE
58251 -- IN PRIMARY FORMS
58259 -- OTHER FORMS,INC WASTE
58261 -- IN PRIMARY FORMS
58269 -- OTHER FORMS,INC WASTE
583 POLYMERIZATION ETC PRODS
58311 -- IN PRIMARY FORMS
58312 -- MONOFIL,TUBES,ETC
58313 -- PLATES,FILM,STRIP,ETC
58319 -- WASTE AND SCRAP
58321 -- IN PRIMARY FORMS
58322 -- PLATES,FILM,STRIP,ETC
58329 -- OTHER FORMS,INC WASTE
58331 -- IN PRIMARY FORMS
58332 -- MONOFIL,TUBES,ETC
58333 -- PLATES,FILM,STRIP,ETC
58339 -- WASTE AND SCRAP
58341 -- IN PRIMARY FORMS
58342 -- MONOFIL,TUBES,ETC
58343 -- PLATES,STRIP,ETC NES
58349 -- WASTE AND SCRAP
58351 -- IN PRIMARY FORMS
58352 -- MONOFIL,TUBES,ETC
58353 -- PLATES,STRIP, ETC NES
58359 -- WASTE AND SCRAP
58361 -- IN PRIMARY FORMS
58362 -- PLATES,FILM,STRIP,ETC
58369 -- OTHER FORMS,INC WASTE
584 CELLULOSE DERIVATIVS ETC
58421 -- NON-PLASTICIZED
58422 -- PLASTICIZED
58431 -- NON-PLASTICIZED
58432 -- PLASTICIZED
58491 OTH CELL DERIVS,NON-PLAS
58492 OTH CELL DERIVS,PLASTIZD
58493 VULCANIZED FIBRE
585 PLASTIC MATERIAL NES
58521 HARDENED PROTEINS
58522 ALGINIC ACID,SALTS,ESTRS
58529 OTH HIGH POLYMRS ETC,NES
59 CHEMICAL MATERIALS NES
591 PESTICIDES,DISINFECTANTS
59141 DISINFECTANTS FOR RETAIL
59149 RAT POISONS ETC FR RTAIL
592 STARCH,INULIN,GLUTEN,ETC
59211 STARCHES,INULIN
59212 WHEAT GLUTEN,DRY OR NOT
59221 CASEIN AND DERIVATVS,ETC
59222 ALBUMINS AND DERIVATIVES
59223 GELATIN AND DERIVATS,ETC
59224 PROTEIN AND DERIVATS,ETC
59225 DEXTRIN,STARCH GLUES ETC
59229 PREPARED GLUES NES,ETC
598 MISCEL CHEM PRODUCTS NES
59811 TALL OIL
59812 CONCENTRATD SULPHITE LYE
59813 SPIRTS OF TURPENTINE ETC
59814 ROSIN,RESIN ACIDS,ETC
59819 WOOD TAR,VEG PITCH ETC
59831 ARTIFICIAL,ETC WAXES
59832 ARTIFICIAL,ETC GRAPHITE
59833 PREP RUBBER ACCELERATORS
59891 PREPD GLAZINGS,DRESSINGS
59892 ACTIVTED NAT MINRL PROD
59893 CULTURE MEDIA,PREPARED
59894 FIRE EXTINGUISHR CHARGES
59895 MODELLING COMPOUNDS
59896 FLUXES,ETC
59897 VARNISH SOLVENTS,THINNRS
59898 COMPOUND CATALYSTS
59899 OTH CHEM PRODS,PREPS,NES
6 BASIC MANUFACTURES
61 LEATHER,DRESSED FUR,ETC
611 LEATHER
61161 LEATHER FROM GOAT,KID
61169 LEATHER NES
61181 CHAMOIS-DRESSED LEATHER
61183 LEATHER PATENT,METALIZED
612 LEATHER ETC MANUFACTURES
613 FUR SKINS TANNED,DRESSED
62 RUBBER MANUFACTURES NES
621 MATERIALS OF RUBBER
62101 SHEETS ETC UNVULC RUBBER
62102 RUBBER UNVULCANZD,SHAPED
62103 VULC RUBBER THREAD,CORD
62104 UNHARD VULC RUBBER,BASIC
62105 UNHARD VULC RUBBER TUBES
62106 HRDND RUBBER SMPLY FORMD
625 RUBBER TYRES, TUBES ETC
62591 INNER TUBES
62599 TYRES NES,TYRE CASES,ETC
628 RUBBER ARTICLES NES
62898 UNHARD RUBBER PRODS NES
62899 HARDND RUBBER PRODS NES
63 WOOD,CORK MANUFACTRS NES
633 CORK MANUFACTURES
63301 NATURAL CORK ARTICLES
63302 AGGLOMERATD CORK,ARTS OF
634 VENEERS,PLYWOOD,ETC
63431 IMPROVED WOOD
63432 RECONSTITUTED WOOD
63441 BLOCKBOARD,LAMINBRD, ETC
63442 INLAID WOOD,MARQUETRY
63443 CELLULAR WOOD PANELS
63491 HOOPWOOD,SPLIT POLES ETC
63492 WOODEN BEADINGS,MOULDNGS
63493 WOOD WOOL AND FLOUR
635 WOOD MANUFACTURES NES
63541 WOOD PICTURE ETC FRAMES
63542 WOOD HOUSEHOLD UTENSILS
63549 WOOD MFRS,DOMESTIC NES
63591 TOOLS,HANDLES ETC WOOD
63592 SPOOLS,BOBBINS ETC WOOD
63599 OTHER WOOD ARTICLES NES
64 PAPER,PAPERBOARD AND MFR
641 PAPER AND PAPERBOARD
64121 -- UNCOATED
64122 -- COATED,IMPREGNATD ETC
64131 KRAFT LINER IN BULK
64132 SACK KRAFT PAPER IN BULK
64139 KRAFT PAPER PAPERBD,NES
64151 SEMI-CHEM FLUTING PAPER
64152 SULPHITE WRAP PAPER,BULK
64153 GREASEPROOF ETC PAPER

64159 OTHER PAPER ETC,BULK,NES
64161 HARDBOARD
64162 INSULATING BOARD, ETC
64171 KRAFT PAPER CREPED ETC
64172 CREPED HSHOLD PAPER ETC
64173 OTHER CREPED ETC PAPER
64174 PAPER ETC CORRUGATED ETC
64181 PLASTIC COATED PAPER ETC
64182 TARRED ETC PAPER,PAPERBD
64189 COATED PAPER ETC NES
64192 COMPOSITE PAPER ETC,BULK
64196 PAPER PULP FILTERBLOCKS
64197 WALLPAPER,LINCRUSTA,ETC
642 PAPER,ETC,PRECUT,ARTS OF
64241 CIGARETTE PAPER PRECUT
64242 COPYING PAPER CT TO SIZE
64243 TOILET PAPER CUT TO SIZE
64244 GUMMED PAPER STRIP,ROLLS
64249 OTH PAPER CT TO SIZE NES
64281 SPOOLS ETC OF PAPER ETC
64282 PUNCHED CARD MACH CARDS
64283 PAPER DISHES,CUPS,ETC
64284 PAPER TISSUES,TOWELS ETC
64285 PAPER ETC DIAPERS ETC
64289 OTHER ARTICLES OF PAPER
65 TEXTILE YARN,FABRICS,ETC
651 TEXTILE YARN
65111 SILK YARN NON WASTE,BULK
65116 SILK WASTE YARN IN BULK
65117 SILK YARN FOR RETAIL,GUT
65121 WOOL TOPS
65122 CARDED WOOL YARN IN BULK
65123 COMBED WOOL YARN IN BULK
65124 FINE HAIR YARN IN BULK
65125 COARSE HAIR YARN IN BULK
65126 WOOL ETC YARN AT RETAIL
65127 CARDED WOOL BLEND YARN
65128 COMBED WOOL BLEND YARN
65129 WOOL ETC BLEND YARN RETL
65131 -- 14 KM/KG OR LESS
65132 -- + 14 TO 40 KM/KG
65133 -- + 40 BUT UNDR 80KM/KG
65134 -- 80 KM/KG OR MORE
65135 -- PUT UP FOR RETAIL
65141 -- TEXTRD,CONT POLYAMIDE
65142 -- NONTXT ETC CONT PAMID
65143 -- OTH NONTXT CONT PAMID
65144 -- TEXTRD,CONT POLYESTER
65145 -- NONTXT ETC CONT PESTR
65146 -- OTH NONTXT CONT PESTR
65147 -- OF OTH CONT SYN FIBRE
65148 -- OF DISCONT SYN FIBRES
65149 SYNTH FIBRE MONOFIL ETC
65151 -- OF CONTINUOUS FIBRES
65152 -- OF DISCONTIN FIBRES
65166 DISCON SYN FIB/COTTN YRN
65167 DISCON SYN FIB/WOOL YARN
65168 OTH DISC SYN BLEND YARN
65169 YARN OF 6516 FOR RETAIL
65171 CONT VISCOSE RAYON YARN
65172 CONT ACETATE FIBRE YARN
65173 OTH CONT REGEN FIBRE YRN
65174 DISCON REGEN FIBRE YARN
65175 DISC REGEN FIB/COTTN YRN
65176 DISC REGEN FIB/WOOL YARN
65177 OTH DISC REGN BLEND YARN
65178 REGEN FIBRE MONOFIL ETC
65181 -- OF CONTINUOUS FIBRES
65182 -- OF DISCONTIN FIBRES
65191 METALLIZED TEXTILE YARN
65195 YARN ETC OF GLASS FIBRE
65196 FLAX,RAMIE YARN IN BULK
65197 FLAX,RAMIE YARN,RETAIL
65198 YARN OF FIBRES OF 264.0
65199 VEG FIBRE YARN NES ETC
652 COTTON FABRICS,WOVEN
65211 GREY COTTON GAUZE
65212 UNBLCHD COTTON TERRY FAB
65214 GREY WOVEN COTTON NES
65215 GREY WOVN COTN BLEND NES
65221 COTTON GAUZE BLEACHD,ETC
65222 BLCHD COTTON TERRY FABRC
65223 PILE ETC COTTON FABRICS
65224 BLCHED COTTON FABRIC NES
65225 BLCHD COTN BLEND FAB NES
653 WOVN MAN-MADE FIB FABRIC
65314 CONT SYN TYRE CORD FABRC
65315 CONT SYN TXTL FABRIC NES
65316 CONT SYN BLEND FABRC NES
65341 DISC SYN FIB/COTTN FABRC
65342 DISC SYN FIB/WOOL FABRIC
65343 DISC SYN/CONT MAN-MD FAB
65349 OTH DISC SYN BLEND FABRC
65354 CONT REGEN TYRE CORD FAB
65355 CONT REGN TXTL FABRC NES
65356 CONT REG BLEND FABRC NES
65381 DISC REG FIB/COTTN FABRC
65382 DISC REG FIB/WOOL FABRIC
65383 DISC REG/CONT MAN-MD FAB
65389 OTH DISC REG BLEND FABRC
65397 SYN FIBRE PILE ETC FABRC
65398 REGN FIBR PILE ETC FABRC
654 OTH WOVEN TEXTILE FABRIC
65421 WOVN CARD WOOL,FINE HAIR
65422 WOVN COMB WOOL,FINE HAIR
65431 WOOL/CONT SYN FIBR FABRC
65432 WOOL/DISC SYN FIBR FABRC
65433 OTH WOOL BLEND FABRC NES
65434 PILE ETC FABRICS,WOOL
65491 WEAVES OF METALLIZD YARN
65492 COARSE HAIR WOVEN FABRIC
65498 VEG TXTL FABRIC NES,ETC
65499 PILE,CHENILLE FABRIC NES
655 KNITTED,ETC FABRICS
65521 KNIT ETC WOOL FABR NONEL
65522 KNIT ETC COTTN FAB NONEL
65523 KNIT ETC REGEN FAB NONEL
65529 KNIT ETC FABRC NONEL NES
656 LACE,RIBBONS,TULLE,ETC
65601 NARROW FABRICS NES
65602 WOVEN LABELS ETC NES
65603 TAPES ETC NOT ELASTIC
65604 NET FABRICS,PLAIN
65605 NET FABRICS NES,LACE
65606 EMBROIDERY
657 SPECIAL TXTL FABRC,PRODS
65731 GUM ETC COATED TEXTILES
65732 PLASTIC COATED TEXTILES
65733 RUBBERIZED TEXT NOT KNIT
65739 OTH COATED TEXTILES ETC
65751 CORDAGE,CABLE,ROPE,TWINE
65752 NETTING OF ROPE,TWINE
65759 ARTICLES OF CORDAGE NES
65761 WOOL,FUR FELT HAT BODIES
65762 HAT BODIES NES
65771 TEXTILE WADDING NES ETC
65772 TEXTILE WICKS ETC
65773 TEXTLS FOR MACHINES NES
65791 TEXTILE HOSEPIPING ETC
65792 MACHINERY BELTS ETC,TEXT
658 TEXTILE ARTICLES NES
65821 MADE-UP COTTN CANVAS GDS
65829 OTH MADE-UP CANVAS GOODS
65831 WOOL BLANKETS ETC NES
65832 COTTON BLANKETS ETC NES
65833 SYN FIB BLANKETS ETC NES
65839 BLANKETS ETC NES
65841 BED LINEN OF COTTON
65842 BED LINEN OF OTHR FIBRES
65843 TABLE LINEN OF COTTON
65844 TABLE LINEN OF OTH FIBRE
65845 OTHER LINEN OF COTTON
65846 OTHER LINEN OF OTH FIBRE
65848 OTH FURN ARTIC OF COTTON
65849 OTH FURN ART OF OTH FIBR
65891 TAPESTRIES HAND-MADE
65898 KNITTED ETC ARTICLES NES
65899 TXTL ARTCLES NONKNIT NES
659 FLOOR COVERINGS,ETC
65911 FLOOR COVER PAPER-BASED
65912 LINOLEUM ETC TXTLE BASED
65921 -- OF WOOL OR FINE HAIR
65929 -- OF OTHER TEXTILE MTLS
65941 -- TUFTED
65942 -- WOVEN
65949 -- OTHR THAN KNOTTED ETC
65951 -- TUFTED
65952 -- WOVEN
65959 -- OTHR THAN KNOTTED ETC
65961 -- TUFTED
65962 -- OTHR THAN KNOTTED ETC
65963 FLOOR COVERINGS OF FELTS
66 NONMETAL MINERAL MFS NES
661 LIME,CEMENT,BLDG PRODS
66131 FLAGSTONES ETC,NAT STONE
66132 BUILDING STONE WORKED
66133 SLATE,WORKED,ARTICLES OF
66181 ASPHALT ETC PRODUCTS
66182 MIXED VEG-MNRL BLDG PROD
66183 ASBESTOS-,FIBRE-CMNT PRD
662 CLAY,REFRACTORY BLDG PRD
66231 SILICE EARTH BRICKS ETC
66232 REFRACTRY BRICKS ETC NES
66233 REFRACTORY CEMENT,MORTAR
66241 BLDG BRICKS NONREFRACTRY
66242 ROOFNG TILES ETC,CERAMIC
66243 PIPING ETC,CERAMIC
66244 UNGLAZD CERAMC SETTS ETC
66245 GLAZED CERAMIC SETTS ETC
663 MINERAL MANUFCTURES NES
66331 ARTICLES OF PLASTER
66332 CEMENT,ARTFCL STONE PROD
66333 MICA,WORKED,ARTICLES OF
66339 OTH MINRL MFS NONCERAMIC
66381 ASBESTOS MFS NONFRICTION
66382 FRICTION MATERIALS
66391 INDUS ETC CERAM WARE NES
66392 OTH CERAMIC ARTICLES NES
664 GLASS
66414 GLASS IN MASS NONOPTICAL
66415 GLASS NES RODS ETC UNWKD
66491 GLASS IN SHAPES
66492 LAMP ETC ENVELOPES GLASS
66493 CLOCK,WATCH GLASSES ETC
66494 GLASS FIBRE AND PROD NES
665 GLASSWARE
66511 GLASS BOTTLES ETC NONVAC
66512 INNERS FOR VACUUM VESSEL
66581 LABORATORY ETC GLASS
66582 GLASS ORNAMENTS NES
66589 OTHER GLASS ARTICLES NES
666 POTTERY
667 PEARL,PREC-,SEMI-P STONE
66721 -- ROUGH,UNSORTED
66722 -- SRTD,ROUGH,SIMPLY WKD
66729 -- CUT ETC NOT SET
67 IRON AND STEEL
671 PIG IRON ETC
67131 IRON,STEEL SHOT,GRIT,ETC
67132 IRON,STEEL POWDERS
67133 SPONGE IRON OR STEEL
67161 FERRO-MANGANESE
67162 FERRO-SILICON
67169 OTHER FERRO-ALLOYS
672 IRON,STEEL PRIMARY FORMS
67241 IRON,SIMPLE STEEL INGOTS
67242 HIGH CARBON STEEL INGOTS
67243 STNLESS STEEL ETC INGOTS
67244 OTHER ALLOY STEEL INGOTS
67245 IRN,STL BLOCKS,LUMPS,ETC
67251 IRN,SMPLE STL BLOOMS,ETC
67252 HIGH CARB STL BLOOMS,ETC
67254 STNLS STL ETC BLOOMS ETC
67255 OTH ALLOY STL BLOOMS ETC
67271 IRON,SIMPLE STEEL COILS
67272 HIGH CARBON STEEL COILS
67274 STNLESS STEEL ETC COILS
67275 OTHER ALLOY STEEL COILS
673 IRON,STEEL SHAPES ETC
67311 IRON,SIMPLE STL WIRE ROD
67312 HIGH CARBON STL WIRE ROD
67314 STNLESS STL ETC WIRE ROD
67315 OTHER ALLOY STL WIRE ROD
67322 HIGH CARBON STL BARS ETC
67324 STNLESS STL ETC BARS ETC
67325 OTH ALLOY STEEL BARS ETC
67326 IRN,OTH STL BARS HOTROLD
67327 IRN, OTH STL BARS FORGED
67331 SMALL U,I,H SECTIONS ETC
67332 LARGE U,I,H SECTIONS ETC
67333 OTH PRFILES HOTROLLD ETC
67334 OTH PRFILES COLDFRMD ETC
67335 OTH IRN,SMPL STL PRFILES
67336 IRN,SMPL STL SHEET PILNG
67337 HIGH CARBON STL PROFILES
67338 STNLESS STL ETC PROFILES
67339 OTHER ALLOY STL PROFILES
674 IRN,STL UNIV,PLATE,SHEET

| | |
|---|---|
| 6741 | IRN,SMPL STL UNIVERSALS |
| 67415 | HIGH CARB,ALLOY STL UNIV |
| 67441 | -- OF IRON OR SIMPLE STL |
| 67442 | -- OF HIGH CARBON STEEL |
| 67443 | -- OF STAINLESS ETC STL |
| 67444 | -- OF OTHER ALLOY STEEL |
| 67451 | -- OF IRON OR SIMPLE STL |
| 67452 | -- OF HIGH CARBON STEEL |
| 67453 | -- OF STAINLESS ETC STL |
| 67454 | -- OF OTHER ALLOY STEEL |
| 67461 | -- OF IRON OR SIMPLE STL |
| 67462 | -- OF HIGH CARBON STEEL |
| 67463 | -- OF STAINLESS ETC STL |
| 67464 | -- OF OTHER ALLOY STEEL |
| 67491 | -- OF IRON OR SIMPLE STL |
| 67492 | -- OF HIGH CARBON STEEL |
| 67493 | -- OF STAINLESS ETC STL |
| 67494 | -- OF OTHER ALLOY STEEL |
| 675 | IRON,STEEL HOOP,STRIP |
| 67501 | IRN,SMPLE STL HOOP,STRIP |
| 67502 | HIGH CARB STL HOOP,STRIP |
| 67504 | STNLS STL ETC HOOP,STRIP |
| 67505 | OTH ALLOY STL HOOP,STRIP |
| 676 | RAILWY RAILS ETC IRN,STL |
| 67601 | RAILWAY RAILS IRN,STL |
| 67602 | RY TRACK EQU NES IRN,STL |
| 677 | IRN,STL WIRE(EXCL W ROD) |
| 67701 | IRON, SIMPLE STEEL WIRE |
| 67702 | HIGH CARBON STEEL WIRE |
| 67704 | STAINLESS STL ETC WIRE |
| 67705 | OTHER ALLOY STEEL WIRE |
| 678 | IRON,STL TUBES,PIPES,ETC |
| 679 | IRN,STL CASTINGS UNWORKD |
| 67941 | IRON CASTINGS ROUGH |
| 67942 | STEEL CASTINGS ROUGH |
| 68 | NON-FERROUS METALS |
| 681 | SILVER,PLATINUM,ETC |
| 68112 | ROLLED SILVER |
| 68113 | SILVER UNWROUGHT |
| 68114 | SILVER SEMI-MANUFACTURED |
| 68122 | ROLLED PLATINUM ETC |
| 68123 | PLATINUM,ALLOYS UNWRGHT |
| 68124 | OTH PLAT GRP METAL UNWRT |
| 68125 | PLAT GRP METALS SEMI-MFD |
| 682 | COPPER EXC CEMENT COPPER |
| 68211 | COPPER UNREF,EXC CEMENT |
| 68212 | COPPER REFINED,UNWROUGHT |
| 68213 | MASTER ALLOY OF COPPER |
| 68221 | COPPER BARS,WIRE,ETC |
| 68222 | COPPER PLATE,SHEET,STRIP |
| 68223 | COPPER FOIL |
| 68224 | COPPER POWDERS,FLAKES |
| 68225 | COPPER TUBES,PIPES,ETC |
| 68226 | COPPER TUBE FITTINGS |
| 683 | NICKEL |
| 68321 | NICKEL BARS,WIRE,ETC |
| 68322 | NICKEL SHEET,POWDER,FOIL |
| 68323 | NICKEL TUBE,PIPE,ETC |
| 68324 | NICKEL ELCTROPLAT ANODES |
| 684 | ALUMINIUM |
| 68421 | ALUMINIUM BARS,WIRE,ETC |
| 68422 | ALUMNM PLATE,SHEET,STRIP |
| 68423 | ALUMINIUM FOIL |
| 68424 | ALUMINIUM POWDERS,FLAKES |
| 68425 | ALUMINIUM TUBES,ETC |
| 68426 | ALUMINIUM TUBE FITTINGS |
| 685 | LEAD |
| 68511 | UNREFINED LEAD |
| 68512 | REF LEAD(EXC ALLOY)UNWRT |
| 68513 | LEAD ALLOYS UNWROUGHT |
| 68521 | LEAD BARS,WIRE,ETC |
| 68522 | LEAD PLATE,SHEET,STRIP |
| 68523 | LEAD FOIL,POWDER,FLAKES |
| 68524 | LEAD TUBES,FITTINGS,ETC |
| 686 | ZINC |
| 68631 | ZINC BARS,RODS,WIRE ETC |
| 68632 | ZINC SHEETS,STRIP,FOIL |
| 68633 | ZINC POWDERS,DUST,FLAKES |
| 68634 | ZINC TUBES,FITTINGS,ETC |
| 687 | TIN |
| 68721 | TIN BARS,RODS,WIRE ETC |
| 68722 | TIN SHEET,PLATE,STRIP |
| 68723 | TIN FOIL,POWDER,FLAKES |
| 68724 | TIN TUBES,FITTINGS,ETC |
| 688 | URANIUM,THORIUM,ALLOYS |
| 689 | NON-FER BASE METALS NES |
| 68911 | TUNGSTEN UNWROUGHT,WASTE |
| 68912 | MOLYBDENUM UNWRGHT,WASTE |
| 68913 | TANTALUM UNWROUGHT,WASTE |
| 68914 | MAGNESIUM WASTE,SCRAP |
| 68915 | MAGNESIUM UNWROUGHT |
| 68991 | BERYLLIUM UNWRGHT,WASTE |
| 68999 | BASE MTL NES UNWRT,WASTE |
| 69 | METAL MANUFACTURES NES |
| 691 | STRUCTURES AND PARTS NES |
| 692 | METAL TANKS,BOXES,ETC |
| 69211 | STEEL STORAGE TANKS ETC |
| 69213 | ALUMNM STORAGE TANKS ETC |
| 69241 | STL TRANSPORT BOXES ETC |
| 69242 | ALUMNM TRNSPRT BOXES ETC |
| 69243 | IRN,STL COMP GAS CYLINDR |
| 69244 | ALUMNM COMP GAS CYLINDRS |
| 693 | WIRE PRODUCTS NON ELECTR |
| 69311 | IRN,STEEL CABLE,ROPE ETC |
| 69312 | COPPER CABLES, ROPES ETC |
| 69313 | ALUMNM CABLES, ROPES ETC |
| 69351 | IRN,STL FENCNG,GAUZE ETC |
| 69352 | COPPER FENCING,GAUZE ETC |
| 694 | STL,COPPR NAILS,NUTS,ETC |
| 69401 | IRON,STEEL NAILS ETC |
| 69402 | IRN,STL NUTS,BOLTS,ETC |
| 69403 | COPPER NAILS,BOLTS,ETC |
| 695 | TOOLS |
| 69531 | HAND SAWS AND SAW BLADES |
| 69532 | WRENCHES AND SPANNERS |
| 69533 | FILES AND RASPS |
| 69534 | PLIERS,PINCERS,SNIPS,ETC |
| 69539 | HAND TOOLS ETC NES |
| 69541 | PARTS TO INSERT IN TOOLS |
| 69542 | CUTTING BLADES FOR MACHS |
| 69543 | CARBIDE TOOL TIPS ETC |
| 696 | CUTLERY |
| 69603 | RAZORS,RAZOR BLADES |
| 69604 | SCISSORS,SCISSOR BLADES |
| 69605 | CLIPPERS,CLEAVERS,ETC |
| 69606 | BASE METAL TABLEWARE NES |
| 69607 | BASE MTL CUTLERY HANDLES |
| 69608 | KNIVES AND BLADES NES |
| 697 | BASE MTL HOUSEHOLD EQUIP |
| 69731 | IRN,STL DOM COOKG APPARA |
| 69732 | IRN,STL DOM HEATG APPARA |
| 69733 | PTS NES OF APPAR OF 6973 |
| 69734 | COPPER DOMSTC STOVES,ETC |
| 69735 | DMSTC WATERHEATRS NONELE |
| 69741 | -- OF IRON OR STEEL |
| 69742 | -- OF COPPER |
| 69743 | -- OF ALUMINIUM |
| 69751 | IRON,STL INDR SANIT WARE |
| 69752 | COPPER INDOOR SANIT WARE |
| 69753 | ALUMNM INDOOR SANIT WARE |
| 69781 | DOMSTC FOOD MACH NONELEC |
| 69782 | BASE MTL DECOR ARTICLES |
| 699 | BASE METAL MFRS NES |
| 69911 | LOCKS,KEYS AND PARTS |
| 69912 | BASE METAL SAFES ETC |
| 69913 | BASE MTL DOOR,ETC FITTNG |
| 69931 | NEEDLES, BODKINS ETC |
| 69932 | IRON,STEEL HAIRPINS,ETC |
| 69933 | BASE METL HOOKS,EYES ETC |
| 69941 | IRON,STEEL SPRINGS,ETC |
| 69942 | COPPER SPRINGS,LEAVES |
| 69961 | BASE MTL FLEXIBLE TUBING |
| 69962 | BASE MTL BELLS NON-ELECT |
| 69963 | BASE METAL STOPPERS,ETC |
| 69964 | BASE MTL NAME ETC PLATES |
| 69965 | BASE MTL SOLDERING RODS |
| 69971 | IRON,STEEL ANCHORS,PARTS |
| 69979 | IRN,STL MANUFACTURES NES |
| 69981 | COPPER MANUFACTURES NES |
| 69982 | NICKEL MANUFACTURES NES |
| 69983 | ALUMINIUM MANUFACTS NES |
| 69984 | LEAD MANUFACTURES NES |
| 69985 | ZINC MANUFACTURES NES |
| 69986 | TIN MANUFACTURES NES |
| 69991 | TUNGSTEN WRGHT,MFRS NES |
| 69992 | MOLYBDENM WRGHT,MFRS NES |
| 69993 | TANTALUM WRGHT,MFRS NES |
| 69994 | MAGNESIUM WRGHT,MFRS NES |
| 69995 | BERYLLIUM WRGHT,MFRS NES |
| 69999 | BASE MTLS NES WRGHT,MFRS |
| 7 | MACHINES,TRANSPORT EQUIP |
| 71 | POWER GENERATING EQUIPMT |
| 711 | STEAM BOILERS & AUX PLNT |
| 71191 | PTS NES OF BOILERS |
| 71199 | PTS NES OF AUX BOIL PLNT |
| 712 | STEAM ENGINES,TURBINES |
| 713 | INTRNL COMBUS PSTN ENGIN |
| 71311 | AIRCRAFT PISTON ENGINES |
| 71319 | PTS NES OF ENGN OF 71311 |
| 71331 | ---- OUTBOARD |
| 71332 | ---- OTHER THAN OUTBOARD |
| 714 | ENGINES AND MOTORS NES |
| 71481 | TURBO-PROPELLERS |
| 71488 | OTHER GAS TURBINES NES |
| 71491 | PARTS NES OF 7144,71481 |
| 71499 | PARTS NES,OF 71488,71888 |
| 716 | ROTATING ELECTRIC PLANT |
| 71621 | AC MTRS,INC UNIVRSL MTRS |
| 71622 | AC GENERATORS |
| 71623 | GEN SETS WITH PISTN ENGN |
| 718 | OTH POWER GENERATG MACHY |
| 71881 | WATER TURBINES |
| 71882 | OTH HYDRAULIC ENGNS,MTRS |
| 71888 | OTHER ENGINES,MOTORS NES |
| 71889 | PARTS NES OF 71881,71882 |
| 72 | MACHS FOR SPCL INDUSTRYS |
| 721 | AGRIC MACHY,EXC TRACTORS |
| 72111 | PLOUGHS |
| 72112 | SEEDERS,PLANTERS ETC |
| 72113 | CULTIVATORS,WEEDERS,ETC |
| 72118 | OTH AGRIC,HORTIC MACHNRY |
| 72119 | PTS NES OF MACHY OF 7211 |
| 72121 | LAWN MOWERS |
| 72122 | COMBINE HARVESTR-THRESHR |
| 72123 | OTH HARVSTER,MOWRS,BALER |
| 72124 | AGRIC CLEAN,GRADING MACH |
| 72129 | PTS NES OF MACHY OF 7212 |
| 72131 | MILKING MACHINES |
| 72138 | OTH DAIRY MACHINERY NES |
| 72139 | PTS NES OF MACHY OF 7213 |
| 72191 | WINE-MAKING ETC MACHNERY |
| 72197 | OTH AGRIC ETC MACHINERY |
| 72198 | PTS NES OF MCHY OF 72191 |
| 72199 | PTS NES OF MCHY OF 72197 |
| 722 | TRACTORS NON-ROAD |
| 723 | CIVIL ENGNEERG EQUIP ETC |
| 72341 | SELF-PROPELLD DOZERS,ETC |
| 72342 | SLFPRP SHOVELS,EXCAVATRS |
| 72343 | SLFPRP CONST ETC MCH NES |
| 72344 | BORING,SINKING MACHINERY |
| 72345 | PILE DRIVERS,ETC |
| 72346 | OTH CONST,MINING MCH NES |
| 72348 | PUBLIC WORKS MACHNRY NES |
| 724 | TEXTILE,LEATHER MACHNRY |
| 72431 | SEWING MACHINES |
| 72439 | SEW MCH NEEDLES,FURN,ETC |
| 72441 | TEXTILE EXTRUDING MACHS |
| 72442 | FIBRE PROCESSNG MACH NES |
| 72443 | SPINNING,REELING,ETC MCH |
| 72449 | PTS NES OF MACHS OF 7244 |
| 72451 | WEAVING MACHINES (LOOMS) |
| 72452 | KNITTING MACHINES |
| 72453 | GIMPING,WARPING ETC MCHS |
| 72454 | FELT MFG,FINISHING MACHS |
| 72461 | MACHY AUXIL TO 72451/53 |
| 72469 | LOOM,KNT MCH ETC PTS NES |
| 72471 | INDUST LDRY WASHING MCHS |
| 72472 | DRY-CLEANING MACHINES |
| 72473 | INDUST DRYING MACHNS NES |
| 72474 | OTH TEXTILE MACHNERY NES |
| 72479 | TEXTILE MACHINRY PTS NES |
| 725 | PAPER ETC MILL MACHINERY |
| 72511 | CELLULOSE PULP MFG MACHY |
| 72512 | PAPER ETC MAKING ETC MCH |
| 72591 | PTS NES OF MACHS OF 7251 |
| 72599 | PTS NES OF MACHS OF 7252 |
| 726 | PRINTG,BKBINDG MACHY,PTS |
| 72631 | TYPE SET,FOUND ETC MACHY |
| 72632 | PRINTING TYPE,PLATES,ETC |
| 72641 | ROTARY PRINTING PRESSES |
| 72642 | PLATEN PRINTING PRESSES |
| 72671 | PRINTING MACHINERY NES |
| 72672 | MACH ANCILLARY TO PRINTG |
| 72681 | BOOKBINDING MACHINERY |
| 72689 | PTS NES OF BOOKBIND MCHS |
| 72691 | PTS NES OF MCHS OF 72631 |
| 72699 | PTS NES OF MCH OF 7264/7 |
| 727 | FOOD MACHRY NON-DOMESTIC |

72711 GRAIN MILLING ETC MACHRY
72719 PTS NES OF MCHY OF 72711
72721 ANML,VEGTBL OIL,FAT MACH
72722 INDUS FOOD PROC MACH NES
72729 PTS NES OF MCHY OF 72722
728 OTH MACHY FOR SPCL INDUS
72811 MACH-TOOLS TO WRK MINRLS
72812 MACH-TOOLS TO WORK WOOD
72819 PTS NES OF TOOLS OF 7281
72831 MINRAL SORTING ETC MACHY
72832 MINRL CRUSHING ETC MACHY
72833 MNRL MIXING,KNEADING MCH
72834 MINRL MOULDING ETC MACHY
72839 PTS NES OF MACHY OF 7283
72841 GLASS-WORKING MACHY NES
72842 RUBBER,PLASTICS WRKG MCH
72843 TOBACCO WORKING MACH NES
72844 WOOD TREATING MACHNS NES
72845 MTL ETC TREATNG MACH NES
72848 OTH MCHY WITH INDIV FNCT
72849 PTS OF MACHS OF 7284 ETC
73 METALWORKING MACHINERY
736 METALWORKING MACH-TOOLS
73611 ULTRASNC ETC MTLWKG MCHS
73612 GEAR-CUTTING MACHINES
73613 LATHES,METALWORKING
73614 REAMING ETC MCHS,MTLWRKG
73615 DRILLING ETC MCH,MTLWRKG
73616 SAWING MACHS,METALWORKNG
73617 PLANING MACHS,MTLWORKING
73618 TAPPING,SCREW-CUTTNG MCH
73619 OTH MTL CUTTNG MCH-TOOLS
73621 FORGING ETC MCHS,MTLWRKG
73622 BENDING ETC MCHS,MTLWRKG
73623 SHEARING ETC MCH,MTLWRKG
73628 OTH METALWORKING PRESSES
737 METALWORKING MACHNRY NES
73711 FOUNDRY EQUIPMENT NES
73719 PTS NES OF MCHY OF 73711
73721 ROLLING MILLS
73729 ROLL-MILL PTS NES, ROLLS
73731 GAS OPERATED WELDERS ETC
73732 ELECTRIC WELDERS,ETC
74 GENRL INDUSTRL MACHY NES
741 HEATING,COOLING EQUIPMNT
74131 INDUS FURNACES ETC ELCTR
74132 INDUST FURNACES NONELECT
74141 REFRIG EQUIP NONDOMESTIC
74149 PTS NES OF REFRIG EQUIPT
742 PUMPS FOR LIQUIDS ETC
74281 GARAGE-TYPE FUEL PUMPS
74288 PUMPS FR LIQUIDS NES ETC
743 PUMPS NES,CENTRFUGES ETC
744 MECHANICAL HANDLING EQU
74411 FORK LIFT TRUCKS ETC
74419 PTS NES OF VEHC OF 74411
74421 PULLEY TACKLE,WINCHS ETC
74422 SHIP DERRICKS,CRANES ETC
74423 PNEUMATIC ELEVATORS,ETC
74424 LIFTS AND SKIP HOISTS
74425 ESCALATOR,MOVNG PAVEMENT
74428 OTH HANDLING ETC MCH NES
745 NONELEC MACHY,TOOLS NES
74511 POWER HAND TOOLS NONELEC
74519 PTS NES OF TOOL OF 74511
74521 CALENDERING MACHINES ETC
74522 PACKAGNG,BOTTLNG,ETC MCH
74523 PACKING ETC MCHY PTS NES
74524 AUTOMATIC VENDING MACHS
74525 WEIGHING MACHINERY
74526 WEIGHNG MACH WTS,PTS NES
74527 SPRAYING MACHINERY
749 NONELEC MACH PTS,ACC NES
74991 FOUNDRY MOULDS ETC NES
74992 METAL-PLASTIC GASKETS
74999 MACH PARTS NONELEC NES
75 OFFICE MACHNES,ADP EQUIP
751 OFFICE MACHINES
75111 ELEC TYPEWRITERS,NORMAL
75112 NONELEC TYPEWRTRS,NORMAL
75118 TYPEWRTRS NES,CHEQUEWRTR
75121 CALCULATING MACHINES
75122 ACCOUNTING MACHINES
75123 CASH REGISTERS
75128 POSTAGE-FRANKING ETC MCH
75181 DUPLICAT MCH,HECTO,STNCL
75182 PHOTO,THERMOCOPY APPARAT
75188 OTHR OFFICE MACHINES NES
752 AUTOMTIC DATA PROC EQUIP
759 OFFICE,ADP MCH PTS,ACCES
75911 TYPEWRTR PARTS,ACCES NES
75915 OTH OFF MCH PTS,ACC NES
75919 COPY MACH PRTS,ACCES NES
76 TELECOMM,SOUND EQUIPMENT
761 TELEVISION RECEIVERS
762 RADIO BROADCAST RECEIVRS
763 SOUND RECORDRS,PHONOGRPH
76311 COIN-OP ELEC GRAMOPHONES
76318 OTH ELEC GRAMOPHONES ETC
76381 TV IMAGE,SND RECRDRS ETC
76388 DICTATING MACHINES ETC
764 TELECOM EQPT,PTS,ACC NES
76481 RADIOTELEPHONE ETC RCVRS
76482 TELEVISION CAMERAS
76483 RADAR APPARATUS ETC
76491 PTS NES OF APPAR OF 7641
76492 PTS NES OF EQUIP OF 7642
76493 TELECOMM EQUIPMT PTS NES
76499 PARTS ETC OF SOUND EQUIP
77 ELECTRIC MACHNRY NES ETC
771 ELECTRIC POWER MACHY NES
77111 LIQUID DIELEC TRANSFRMRS
77118 OTHER ELEC TRANSFORMERS
77121 STATIC CONVERTERS ETC
77122 INDUCTORS
77129 PTS NES OF MACHY OF 771
772 SWITCHGEAR ETC,PARTS NES
773 ELECTR DISTRIBUTNG EQUIP
77321 ELECT INSULATED CONDUIT
77322 GLASS ELECTRC INSULATORS
77323 CERAMIC ELECT INSULATORS
77324 OTHER ELECTRC INSULATORS
77325 GLASS ELEC INSUL FIT NES
77326 CERAM ELEC INSUL FIT NES
77327 OTH ELEC INSUL FITTG NES
774 ELECTRO-MEDCL,XRAY EQUIP
775 HOUSEHOLD TYPE EQUIP NES
77511 DOMESTIC WASHING MACHNES
77512 DOMESTIC DRYING MACH NES
77521 DOMESTIC REFRIGERATORS
77522 DOMESTIC DEEP-FREEZERS
77571 DOM ELEC VAC CLEANRS ETC
77572 DOM ELEC ROOM FANS ETC
77573 DOM ELEC FOOD MIXERS ETC
77578 OTH DOMSTC ELEC APPL ETC
77579 PTS NES OF EQUIP OF 7757
77581 ELEC WATER ETC HEATERS
77582 ELEC SOIL,SPACE HEATERS
77583 ELEC HAIR DRESSING APPAR
77584 ELECTRIC SMOOTHING IRONS
77585 ELECTRIC BLANKETS
77586 ELECTROTHERM DOM APP NES
77587 NONCARB ELEC HEATG RESIS
77589 ELECTRTHRMC APPL PTS NES
776 TRANSISTORS,VALVES,ETC
77681 PIEZO-ELEC CRYSTALS,MNTD
77689 ELECTRNIC COMPON PTS NES
778 ELECTRICAL MACHINERY NES
77811 PRIMARY BATTERIES,CELLS
77812 ELECTRIC ACCUMULATORS
77819 ELEC ACCUMULATOR PTS NES
77821 ELEC FILAMENT LAMPS NES
77822 ELEC DISCHARGE LAMPS NES
77824 ULTRAVIOLET,ARC,ETC LMPS
77829 PTS NES OF LAMPS OF 7782
77831 IGNITION,STARTING EQUIP
77832 ELECT VEHICLE LGHTNG EQU
77881 ELECTRO-MAGNETS ETC
77882 ELEC TRAFFIC CONTROL EQU
77883 ELEC SIGNALLING EQU NES
77884 ELECTRICAL CONDENSERS
77885 PARTICLE ACCELERATORS
77886 OTH ELEC MACHINERY NES
77887 ELECTRICAL CARBONS
77889 ELEC PARTS OF MACHY NES
78 ROAD VEHICLES
781 PASS MOTOR VEH EXC BUSES
782 LORRIES,SPCL MTR VEH NES
783 ROAD MOTOR VEHICLES NES
784 MOTOR VEH PRTS,ACCES NES
785 CYCLES,ETC MOTRZD OR NOT
78531 INVALID CARRIAGES
78531 INVALID CARRIAGES
78539 PARTS,ACCES NES OF 785
786 TRAILERS,NONMOTR VEH,NES
78611 HOUSING,CAMPING TRAILERS
78612 OTHER TRAILERS
78613 CONTAINERS INC ROAD-RAIL
78681 OTH NONMOTORIZED VEHCLS
78689 PTS NES OF TRAILERS ETC
79 OTHR TRANSPORT EQUIPMENT
791 RAILWAY VEHICLES
79151 RY SERV CARS NOT POWERED
79152 RAILWAY FREIGHT CARS NES
79191 RY TRACK FIXTURES ETC
79199 PARTS NES OF 7911/7915
792 AIRCRAFT ETC
79281 GLIDERS,KITES,ROTOCHUTES
79282 BALLOONS AND AIRSHIPS
79283 AIRCRAFT LAUNCHERS ETC
793 SHIPS AND BOATS ETC
79321 YACHTS,SPORTS VESSLS ETC
79322 TANKERS OF ALL KINDS
79323 OTHER CARGO VESSELS
79324 FISHING VESSELS ETC
79328 OTHER SHIPS AND BOATS
79381 TUGS
79382 SPECL PURPOSE VESSLS ETC
79383 FLOATING STRUCTURES NES
8 MISC MANUFACTURED GOODS
81 PLUMBG,HEATNG,LGHTNG EQU
812 PLUMBG,HEATNG,LGHTNG EQU
81241 LIGHTING ETC GLASSWARE
81242 LAMPS,FITTINGS BASE METL
81243 PORTABLE BATTERY LAMPS
82 FURNITURE,PARTS THEREOF
821 FURNITURE,PARTS THEREOF
82111 CHAIRS AND OTHER SEATS
82119 PTS NES OF CHAIRS ETC
82121 MEDICAL FURNITURE,PARTS
82122 MATTRESSES ETC
82191 METAL FURNITURE NES
82192 WOOD FURNITUR
82199 OTHR FURN,FURN PARTS NES
83 TRAVEL GOODS,HANDBAGS
831 TRAVEL GOODS,HANDBAGS
83101 HANDBAGS NES
83102 TRAVEL GDS,TOILET-CASES
83103 SATCHELS AND BRIEF-CASES
83109 OTHER TRAVEL BAGS,CASES
84 CLOTHING AND ACCESSORIES
842 MENS OUTERWEAR NOT KNIT
84211 ---- OF WOOL,FINE HAIR
84219 ---- OF OTHER FIBRES
84221 ---- OF WOOL,FINE HAIR
84222 ---- OF COTTON
84223 ---- OF MAN-MADE FIBRES
84229 ---- OF OTHER FIBRES
84231 ---- OF WOOL,FINE HAIR
84232 ---- OF COTTON
84233 ---- OF MAN-MADE FIBRES
84239 ---- OF OTHER FIBRES
84241 ---- OF WOOL,FINE HAIR
84242 ---- OF COTTON
84243 ---- OF MAN-MADE FIBRES
84249 ---- OF OTHER FIBRES
84291 ---- WATERPROOF
84292 ---- OF WOOL,FINE HAIR
84293 ---- OF COTTON
84294 ---- OF MAN-MADE FIBRES
84299 ---- OF OTHER FIBRES
843 WOMENS OUTERWEAR NONKNIT
84311 ---- OF WOOL,FINE HAIR
84312 ---- OF COTTON
84313 ---- OF MAN-MADE FIBRES
84319 ---- OF OTHER FIBRES
84321 ---- OF WOOL,FINE HAIR
84322 ---- OF COTTON
84323 ---- OF MAN-MADE FIBRES
84329 ---- OF OTHER FIBRES
84331 ---- OF WOOL,FINE HAIR
84332 ---- OF COTTON
84333 ---- OF MAN-MADE FIBRES
84339 ---- OF OTHER FIBRES
84341 ---- OF WOOL,FINE HAIR
84342 ---- OF COTTON
84343 ---- OF MAN-MADE FIBRES
84349 ---- OF OTHER FIBRES

84351 ---- OF COTTON
84352 ---- OF MAN-MADE FIBRES
84359 ---- OF OTHER FIBRES
84391 ---- WATERPROOF
84392 ---- OF WOOL, FINE HAIR
84393 ---- OF COTTON
84394 ---- OF MAN-MADE FIBRES
84399 ---- OF OTHER FIBRES
844 UNDER GARMENTS NOT KNIT
84411 ---- OF COTTON
84412 ---- OF SYNTHETIC FIBRES
84419 ---- OF OTHER FIBRES
84421 ---- OF COTTON
84422 ---- OF SYNTHETIC FIBRES
84429 ---- OF OTHER FIBRES
84431 -- OF COTTON
84432 -- OF SYNTHETIC FIBRES
84439 -- OF OTHER FIBRES
845 OUTERWEAR KNIT NONELASTC
84511 ---- OF WOOL,FINE HAIR
84512 ---- OF COTTON
84513 ---- OF SYNTHETIC FIBRES
84514 ---- OF REGENERTD FIBRES
84519 ---- OF OTHER FIBRES
84521 ---- OF WOOL,FINE HAIR
84522 ---- OF COTTON
84523 ---- OF SYNTHETIC FIBRES
84524 ---- OF REGENERTD FIBRES
84529 ---- OF OTHER FIBRES
84591 ---- OF WOOL,FINE HAIR
84592 ---- OF COTTON
84593 ---- OF SYNTHETIC FIBRES
84594 ---- OF REGENERTD FIBRES
84599 ---- OF OTHER FIBRES
846 UNDER GARMENTS KNITTED
84611 ---- PANTY HOSE (TIGHTS)
84619 ---- OTHER
84621 ---- MENS SHIRTS
84629 ---- OTHER
84631 ---- PANTY HOSE (TIGHTS)
84632 ---- MENS SHIRTS
84633 ---- MENS NES
84634 ---- WOMENS NES
84641 ---- OF REGENERTD FIBRES
84649 ---- OF FIBRES NES
84651 BRASSIERES
84652 CORSETS,BRACES ETC
847 TEXTILE CLTHNG ACCES NES
84711 HANDKERCHIEFS
84712 SHAWLS,VEILS ETC,NOT KNT
84713 TIES,CRAVATS ETC,NOT KNT
84714 GLOVES,SOCKS ETC,NOT KNT
84719 MADE-UP CLTHG ACCESS NES
84721 KNIT GLOVES,ETC NONELAST
84722 KNIT SOCKS,ETC NONELASTC
84723 KNIT ARTICLES NES ELASTC
848 HEADGEAR,NONTXTL CLOTHNG
84821 PLASTIC CLTHG,INC GLOVES
84822 RUBBER CLOTHING,ACCESRYS
84831 ARTICLES OF FURSKIN,NES
84832 ARTIFCL FUR,ARTICLES OF
84841 HEADGEAR OF FELT
84842 HEADGEAR PLAITED
84843 HEADGEAR TEXTILE NONFELT
84848 HEAD-BANDS,LININGS,ETC
84849 OTHER HEADGEAR
85 FOOTWEAR
851 FOOTWEAR
85101 FOOTWEAR RUBBER,PLASTIC
85102 FOOTWEAR LEATHER
85103 SHOES WOOD-,CORK-SOLED
85104 FOOTWEAR NES
85105 GAITERS,LEGGINGS,ETC
87 PRECISION INSTRUMNTS NES
871 OPTICAL INSTRUMENTS
87101 TELESCOPE,MONO-BINOCULAR
87102 ASTRONOMICAL INSTR NES
87103 ELECTRON,ETC DIFFRCTN AP
87104 MICROSCOPES CMPND OPTICL
87109 OPTICAL INSTRUMENTS NES
872 MEDICAL INSTRUMENTS NES
87201 DENTAL INSTRUMENTS
87202 OTH MEDICAL INSTRUMENTS
87203 MECHANO-THERAPY APPARAT
873 METERS AND COUNTERS NES
874 MEASURNG,CONTROLNG INSTR
87411 NAVIG INSTR NONELEC ETC
87412 SURVEY INSTR ETC NONELEC
87421 MEASURNG,DRAWNG ETC INST
87429 PTS NES OF INST OF 87421
87451 BALANCES NON-ELECTRIC
87452 INSTRMNTS ETC FR DEMONST
87453 MECHANCL TESTING APPARAT
87454 THERMOMETERS,HYDROM ETC
87481 ELECTRONIC REGULATORS
87482 RADIATION COUNTERS ETC
87483 OTH ELCTRNC MEAS ETC EQU
87484 ELECTROMECHNCAL REGULATR
87489 ELEC MEASUR ETC INST NES
88 PHOTO EQU,OPTICL GDS ETC
881 PHOTO APPARAT,EQUIPT NES
88111 STILL CAMERAS
88112 PHOTO FLASHLIGHT APPARAT
88119 PTS NES OF APPAR OF 8811
88121 -- FOR FILM UNDER 16MM
88122 -- FOR FILM 16MM AND OVR
88129 PTS NES OF APPAR OF 8812
88131 PROJECTORS NONCINEMA,ETC
88139 PHOTO,CINE LAB EQUIP NES
882 PHOTO,CINEMA SUPPLIES
88221 PHOTO FILM FLAT UNEXPOSD
88222 PHOTO FILM ROLL UNEXPOSD
88223 PHOTO SENSITZD CLOTH ETC
88224 PHOTO FILM EXPOSD UNDEVD
88225 STILL PHOTO FILM DEVLOPD
883 DEVELOPED CINEMA FILM
884 OPTICAL GOODS NES
88411 OPTICAL ELMNTS UNMOUNTED
88412 OPTICAL ELEMENTS MOUNTED
88421 SPECTACLE FRAMES
88422 SPECTACLES ETC
885 WATCHES AND CLOCKS
88511 WATCHES
88512 CLOCKS WITH WATCH MVMNTS
88513 WATCH MOVEMENTS ASSEMBLD
88514 WATCH CASES,CASE PARTS
88521 INSTR PANEL CLOCKS,ETC
88522 CLOCKS NES
88523 TIME-CLOCKS ETC
88524 TIME SWITCHES
88525 CLOCK MOVEMENTS,ASSEMBLD
88526 CLOCK CASES,CASE PARTS
88529 CLOCK,WATCH PARTS NES
89 MISC MANUFCTRD GOODS NES
892 PRINTED MATTER
89211 PRINTED BOOKS,PAMPHLETS
89212 CHILDRNS PICTURE ETC BKS
89213 MAPS,CHARTS,GLOBES,ETC
89241 DECALCOMANIAS
89242 PICTRE PST-,GREETNG-CRDS
89281 LABELS PAPER,PAPERBOARD
89282 PLANS,ETC NOT PRINTED
89283 UNISSUED BANKNOTES ETC
89284 CALENDARS ON PAPER
89285 PRINTED,MANUSCRIPT MUSIC
89286 TRADE ADV MATRL,CATALOGS
89289 OTHER PRINTED MATTER
893 ARTICLES OF PLASTIC NES
89391 PVC FLOORING TILES ETC
89392 PVC/PVAC FLOOR TILES ETC
89393 PLASTIC BLINDS ETC
89394 PLASTC OFFICE,SCHOOL SUP
89399 OTHR PLASTC ARTICLES NES
894 TOYS,SPORTING GOODS,ETC
89421 LARGE SIZE WHEELED TOYS
89422 DOLLS
89423 TOYS NES
89424 INDOOR GAME EQUIPMENT
89425 XMAS DECORATIONS ETC
89461 NON-MILITARY FIREARMS
89462 AIRGUNS,TRUNCHEONS,ETC
89463 HUNTNG,SPORTNG AMMUNTION
89471 FISHNG,HUNTNG EQUIP NES
89472 OTH OUTDOOR SPORT GOODS
89473 AMUSEMENTS ETC FOR FAIRS
895 OFFICE SUPPLIES NES
89511 BSE MTL OFFICE EQUIP NES
89512 BSE MTL STATIONERY GOODS
89521 FOUNTAIN PENS,ETC
89522 PEN NIBS,NIB POINTS
89523 PENCILS,CRAYONS,ETC
89591 INK EXCL PRINTING INK
89592 SLATES FOR WRITING
89593 HAND DATE ETC STAMPS
89594 TYPEWRTR RIBBON,INK PADS
89595 SEALING WAX,COPYNG PASTE
896 WORKS OF ART ETC
89601 HAND PAINTINGS ETC NES
89602 ORIGINAL PRINTS ETC
89603 ORIGINAL SCULPTURE ETC
89604 STAMPS FOR PHILATELY
89605 COINS,NATURE COLLECTIONS
89606 ANTIQUES NES
897 GOLD,SILVER WARE,JEWELRY
89731 PRECIOUS METAL JEWELLERY
89732 GOLD,SILVER,ETC WARE
89733 JEWELLERY NES
898 MUSICAL INSTRUMENTS,PTS
89811 KEYBOARD STRING MUS INST
89819 STRING MUS INST NONKEYBD
89821 PIPE AND REED ORGANS
89822 ACCORDIONS,ETC,MOUTH ORG
89823 WIND MUSICAL INSTR NES
89824 PERCUSSION MUSICAL INSTR
89825 ELECTRICAL MUSICAL INSTR
89829 OTHR MUSICAL INSTRUMENTS
89831 PREPD SND RECORDNG MEDIA
89832 RECORDED DISCS,TAPES ETC
899 OTHER MANUFACTURED GOODS
89911 GOODS OF ANML CARVNG MTL
89919 MOULDED,CARVED GOODS NES
89931 CANDLES,TAPERS,ETC
89932 MATCHES
89934 MECHANICAL ETC LIGHTERS
89935 SMOKING PIPES AND PARTS
89939 COMBUSTIBLE PRODUCTS NES
89941 UMBRELLAS,SUNSHADES
89942 CANES,RIDING-CROPS,ETC
89949 PARTS NES OF 89941/89942
89961 HEARING AIDS
89962 ORTHOPAEDIC ETC GOODS
89971 BASKETWORK,WICKERWRK,ETC
89972 BRUSHES,BROOMS,MOPS ETC
89981 HAND SIEVES AND RIDDLES
89982 POWDER-PUFFS,ETC
89983 BUTTONS,STUDS,ETC
89984 SLIDE FASTENERS,PARTS
89985 COMBS,HAIR-SLIDES,ETC
89986 SCENT ETC TOILET SPRAYS
89987 TAILORS DUMMIES,ETC
89991 ARTICLES OF GUT,ETC
89992 FEATHER GOODS NES
89993 ARTIFICIAL FLOWERS ETC
89994 HUMAN HAIR WORKED
89995 WIGS,FALSE BEARDS,ETC
89997 VACUUM FLASKS,ETC
89998 PARACHUTES,PRTS,ACCES OF
9 GOODS NOT CLASSD BY KIND
91 MAIL NOT CLASSED BY KIND
911 MAIL NOT CLASSED BY KIND
93 SPECIAL TRANSACTIONS
931 SPECIAL TRANSACTIONS
94 ZOO ANIMALS,PETS ETC
941 ZOO ANIMALS,PETS ETC
95 WAR FIREARMS,AMMUNITION
951 WAR FIREARMS,AMMUNITION
95101 ARMORED FIGHTNG VEHICLES
95102 MILITARY FIREARMS NES
95104 SIDEARMS AND PARTS NES
95105 REVOLVERS AND PISTOLS
95106 AMMUNITION NES
95109 PARTS OF ARMS NES
96 COIN NONGOLD,NONCURRENT
961 COIN NONGOLD,NONCURRENT
97 GOLD,NON MONETARY NES
971 GOLD,NON MONETARY NES
97101 NONMON GLD UNWRT,SEMIMFD
97102 ROLLED GLD UNWKD,SEMIMFD
97103 GOLD SWEEPINGS,WASTE ETC

TABLE 2.2: THE STRUCTURE OF EC, USA and JAPANESE IMPORTS FROM THE NICs

| 1980 | | | | 1985 | | | | 1987 | | | | 1988 | | | |
|---|---|---|---|---|---|---|---|---|---|---|---|---|---|---|---|
| A | B | C | D | A | B | C | D | A | B | C | D | A | B | C | D |
| EC IMPORTS FROM THE NICs | | | | | | | | | | | | | | | |
| TL | 32392208 | 11.7 | 100.0 | TL | 60545648 | 14.8 | 100.0 | TL | 61773008 | 17.9 | 100.0 | TL | 72298048 | 19.0 | 100.0 |
| M | 16692828 | 14.8 | 51.5 | M | 31069760 | 16.2 | 51.3 | M | 41867568 | 19.9 | 67.7 | M | 51496640 | 20.7 | 71.2 |
| 8 | 7103132 | 34.1 | 21.9 | 8 | 11897662 | 33.0 | 19.6 | 8 | 17536928 | 39.6 | 28.3 | 8 | 20855200 | 40.5 | 28.8 |
| 0 | 6536296 | 26.7 | 20.1 | 0 | 11520534 | 32.9 | 19.0 | 7 | 12474984 | 13.5 | 20.1 | 7 | 16004857 | 14.5 | 22.1 |
| 6 | 5505823 | 14.1 | 16.9 | 6 | 8560212 | 17.3 | 14.1 | 6 | 9708056 | 18.9 | 15.7 | 6 | 12115386 | 19.6 | 16.7 |
| 7 | 3286036 | 16.5 | 10.1 | 7 | 8445456 | 10.2 | 13.9 | 0 | 9264110 | 30.6 | 14.9 | 0 | 10356733 | 32.9 | 14.3 |
| 2 | 4986048 | 8.1 | 15.3 | 2 | 8042275 | 20.5 | 13.2 | 2 | 5746897 | 18.3 | 9.3 | 2 | 6332003 | 18.0 | 8.7 |
| 3 | 1886328 | 1.9 | 5.8 | 3 | 7173190 | 5.7 | 11.8 | 3 | 3115169 | 5.2 | 5.0 | 3 | 2184359 | 10.0 | 3.0 |
| 9 | 1097204 | 13.2 | 3.3 | 5 | 2166600 | 9.5 | 3.5 | 5 | 2147771 | 9.6 | 3.4 | 5 | 2521351 | 4.4 | 3.4 |
| 5 | 797944 | 6.6 | 2.4 | 4 | 1358886 | 51.9 | 2.2 | 4 | 618407 | 53.2 | 1.0 | 4 | 745220 | 51.6 | 1.0 |
| 4 | 699371 | 45.9 | 2.1 | 1 | 853764 | 30.5 | 1.4 | 1 | 613891 | 28.3 | 0.9 | 1 | 549987 | 4.8 | 0.7 |
| 1 | 494466 | 30.8 | 1.5 | 9 | 527794 | 4.8 | 0.8 | 9 | 547280 | 5.7 | 0.8 | 9 | 633437 | 27.5 | 0.8 |
| USA IMPORTS FROM THE NICs | | | | | | | | | | | | | | | |
| TL | 36101328 | 20.2 | 100.0 | TL | 119144736 | 25.4 | 100.0 | TL | 100699680 | 27.6 | 100.0 | TL | 112027952 | 28.8 | 100.0 |
| M | 20789376 | 22.4 | 57.5 | M | 84893680 | 25.3 | 71.2 | M | 82919360 | 29.6 | 82.3 | M | 94190688 | 30.8 | 84.0 |
| 7 | 6804551 | 15.1 | 18.8 | 7 | 31016944 | 16.8 | 26.0 | 7 | 33665664 | 21.3 | 33.4 | 7 | 40958224 | 23.9 | 36.5 |
| 3 | 8804503 | 15.2 | 24.3 | 8 | 35361504 | 53.1 | 29.6 | 8 | 33568512 | 57.0 | 33.3 | 8 | 35137248 | 56.6 | 31.3 |
| 8 | 8765260 | 50.1 | 24.2 | 3 | 19527376 | 27.0 | 16.3 | 6 | 14029219 | 28.7 | 13.9 | 6 | 16010946 | 28.9 | 14.2 |
| 6 | 4657782 | 19.3 | 12.9 | 6 | 15990802 | 24.7 | 13.4 | 3 | 6804189 | 16.9 | 6.7 | 0 | 6478868 | 35.2 | 5.7 |
| 0 | 3788225 | 31.8 | 10.4 | 0 | 8613147 | 32.7 | 7.2 | 0 | 6489996 | 33.9 | 6.4 | 3 | 5982321 | 16.0 | 5.3 |
| 2 | 1428598 | 17.8 | 3.9 | 2 | 2641373 | 17.9 | 2.2 | 2 | 1814010 | 16.9 | 1.8 | 2 | 2252486 | 18.5 | 2.0 |
| 9 | 696636 | 14.3 | 1.9 | 5 | 2524438 | 12.8 | 2.1 | 9 | 1701547 | 15.9 | 1.6 | 9 | 2096031 | 19.5 | 1.8 |
| 5 | 561794 | 8.9 | 1.5 | 9 | 2004730 | 13.8 | 1.6 | 5 | 1655967 | 11.5 | 1.6 | 5 | 2084272 | 12.0 | 1.8 |
| 4 | 324453 | 80.1 | 0.8 | 4 | 732399 | 76.9 | 0.6 | 1 | 613967 | 16.0 | 0.6 | 4 | 527373 | 67.5 | 0.4 |
| 1 | 269555 | 12.6 | 0.7 | 1 | 732034 | 13.6 | 0.6 | 4 | 356643 | 65.0 | 0.3 | 1 | 500190 | 13.2 | 0.4 |
| JAPANESE IMPORTS FROM THE NICs | | | | | | | | | | | | | | | |
| TL | 24962512 | 25.2 | 100.0 | TL | 50184736 | 29.8 | 100.0 | TL | 41891776 | 32.6 | 100.0 | TL | 52159216 | 32.9 | 100.0 |
| 3 | 11197288 | 22.7 | 44.8 | 3 | 22676656 | 31.2 | 45.1 | M | 16155012 | 31.6 | 38.5 | M | 24100528 | 33.9 | 46.2 |
| 2 | 5599003 | 32.4 | 22.4 | M | 12194260 | 26.2 | 24.2 | 3 | 11484291 | 33.7 | 27.4 | 3 | 10920547 | 33.2 | 20.9 |
| M | 5100257 | 24.6 | 20.4 | 2 | 7304217 | 30.9 | 14.5 | 0 | 7051467 | 39.5 | 16.8 | 6 | 9657835 | 42.6 | 18.5 |
| 0 | 2734316 | 27.8 | 10.9 | 0 | 6785956 | 35.3 | 13.5 | 2 | 6267910 | 32.5 | 14.9 | 8 | 8825524 | 51.7 | 16.9 |
| 6 | 2303914 | 33.7 | 9.2 | 6 | 5035925 | 37.2 | 10.0 | 6 | 6206829 | 41.4 | 14.8 | 0 | 8267070 | 36.4 | 15.8 |
| 8 | 1471472 | 38.7 | 5.8 | 8 | 3957380 | 44.4 | 7.8 | 8 | 6189150 | 51.2 | 14.7 | 2 | 7590062 | 31.5 | 14.5 |
| 7 | 716841 | 12.1 | 2.8 | 7 | 1792251 | 13.0 | 3.5 | 7 | 2456426 | 17.2 | 5.8 | 7 | 3893502 | 19.9 | 7.4 |
| 5 | 608031 | 14.5 | 2.4 | 5 | 1408703 | 13.6 | 2.8 | 5 | 1302607 | 13.3 | 3.1 | 5 | 1723694 | 14.5 | 3.3 |
| 9 | 171961 | 15.8 | 0.6 | 9 | 881755 | 18.0 | 1.7 | 9 | 676327 | 14.5 | 1.6 | 9 | 949861 | 18.0 | 1.8 |
| 4 | 109149 | 51.2 | 0.4 | 4 | 252816 | 59.2 | 0.5 | 4 | 141138 | 60.6 | 0.3 | 4 | 182713 | 59.9 | 0.3 |
| 1 | 50578 | 10.1 | 0.2 | 1 | 89135 | 9.0 | 0.1 | 1 | 115665 | 8.1 | 0.2 | 1 | 148446 | 8.1 | 0.2 |

EC IMPORTS FROM THE NICS

| 1980 | | | | | 1985 | | | | | 1987 | | | | |
|---|---|---|---|---|---|---|---|---|---|---|---|---|---|---|
| A | B1 | C | D | E | A | B1 | C | D | E | A | B1 | C | D | E |
| TL | 46068608 | 11.7 | 100.0 | | TL | 46685408 | 14.8 | 100.0 | | TL | 71881104 | 17.9 | 100.0 | |
| 8 | 10102183 | 34.1 | 21.9 | 21.9 | 8 | 9174050 | 33.0 | 19.7 | 19.7 | 8 | 20406480 | 39.6 | 28.4 | 28.4 |
| 0 | 9296015 | 26.7 | 20.2 | 42.1 | 0 | 8883260 | 32.9 | 19.0 | 38.7 | 7 | 14516304 | 13.5 | 20.2 | 48.6 |
| 6 | 7830454 | 14.1 | 17.0 | 59.1 | 6 | 6600594 | 17.3 | 14.1 | 52.8 | 6 | 11296594 | 18.9 | 15.7 | 64.3 |
| 2 | 7091221 | 16.5 | 15.4 | 74.5 | 7 | 6512112 | 10.2 | 13.9 | 66.8 | 0 | 10780015 | 30.6 | 15.0 | 79.3 |
| 7 | 4673422 | 8.1 | 10.1 | 84.6 | 2 | 6201224 | 20.5 | 13.3 | 80.0 | 2 | 6687241 | 18.3 | 9.3 | 88.6 |
| 3 | 2682768 | 1.9 | 5.8 | 90.5 | 3 | 5531118 | 5.7 | 11.8 | 91.9 | 3 | 3624913 | 5.2 | 5.0 | 93.6 |
| 9 | 1560463 | 13.2 | 3.4 | 93.8 | 5 | 1670595 | 9.5 | 3.6 | 95.5 | 5 | 2499170 | 9.6 | 3.5 | 97.1 |
| 5 | 1134846 | 6.6 | 2.5 | 96.3 | 4 | 1047814 | 51.9 | 2.2 | 97.7 | 4 | 719599 | 53.2 | 1.0 | 98.1 |
| 4 | 994659 | 45.9 | 2.2 | 98.5 | 1 | 658322 | 30.5 | 1.4 | 99.2 | 1 | 714343 | 28.3 | 1.0 | 99.1 |
| 1 | 703238 | 30.8 | 1.5 | 100.0 | 9 | 406972 | 4.8 | 0.9 | 100.1 | 9 | 636833 | 5.7 | 0.9 | 100.0 |
| 84 | 5670459 | 59.3 | 12.3 | 12.3 | 33 | 5441738 | 6.7 | 11.7 | 11.6 | 84 | 11399133 | 65.8 | 15.9 | 15.9 |
| 05 | 2896567 | 40.0 | 6.3 | 18.6 | 84 | 5229683 | 62.7 | 11.2 | 22.9 | 89 | 4278696 | 30.8 | 6.0 | 21.8 |
| 65 | 2640032 | 32.1 | 5.7 | 24.3 | 05 | 2594886 | 42.3 | 5.6 | 28.4 | 65 | 4135985 | 37.6 | 5.8 | 27.6 |
| 33 | 2586440 | 2.0 | 5.6 | 29.9 | 65 | 2495214 | 37.8 | 5.3 | 33.7 | 77 | 3956693 | 22.0 | 5.5 | 33.1 |
| 07 | 2278674 | 26.1 | 4.9 | 34.9 | 07 | 2223197 | 29.0 | 4.8 | 38.5 | 76 | 3861309 | 27.8 | 5.4 | 38.4 |
| 08 | 2004410 | 41.7 | 4.4 | 39.2 | 08 | 2181506 | 62.0 | 4.7 | 43.2 | 05 | 3837702 | 41.3 | 5.3 | 43.8 |
| 89 | 1912259 | 25.2 | 4.2 | 43.4 | 77 | 2155693 | 19.3 | 4.6 | 47.8 | 33 | 3504829 | 6.2 | 4.9 | 48.7 |
| 28 | 1571501 | 14.4 | 3.4 | 46.8 | 89 | 1813662 | 24.6 | 3.9 | 51.7 | 75 | 3072843 | 14.5 | 4.3 | 52.9 |
| 76 | 1505066 | 22.1 | 3.3 | 50.1 | 28 | 1400430 | 17.7 | 3.0 | 54.7 | 08 | 2392393 | 50.9 | 3.3 | 56.3 |
| 77 | 1382527 | 15.6 | 3.0 | 53.1 | 22 | 1345791 | 34.8 | 2.9 | 57.6 | 07 | 1863079 | 24.0 | 2.6 | 58.9 |
| 24 | 1307898 | 15.0 | 2.8 | 55.9 | 75 | 1230532 | 9.3 | 2.6 | 60.2 | 85 | 1734354 | 69.2 | 2.4 | 61.3 |
| 68 | 1210649 | 9.0 | 2.6 | 58.5 | 76 | 1201948 | 17.0 | 2.6 | 62.8 | 66 | 1674780 | 19.9 | 2.3 | 63.6 |
| 66 | 1191705 | 11.1 | 2.6 | 61.1 | 26 | 976209 | 22.0 | 2.1 | 64.9 | 28 | 1432984 | 17.8 | 2.0 | 65.6 |
| 97 | 1161678 | 22.9 | 2.5 | 63.6 | 66 | 916114 | 18.1 | 2.0 | 66.8 | 78 | 1293384 | 7.3 | 1.8 | 67.4 |
| 23 | 1095541 | 65.6 | 2.4 | 66.0 | 42 | 903240 | 64.1 | 1.9 | 68.8 | 69 | 1290668 | 21.7 | 1.8 | 69.2 |
| 22 | 1039276 | 18.6 | 2.3 | 68.3 | 85 | 787560 | 61.7 | 1.7 | 70.5 | 24 | 1238058 | 17.1 | 1.7 | 70.9 |
| 01 | 979333 | 32.2 | 2.1 | 70.4 | 24 | 755420 | 17.0 | 1.6 | 72.1 | 83 | 1024601 | 83.9 | 1.4 | 72.3 |
| 42 | 907833 | 59.1 | 2.0 | 72.4 | 01 | 732563 | 33.6 | 1.6 | 73.6 | 01 | 1016613 | 35.0 | 1.4 | 73.7 |
| 26 | 838096 | 17.8 | 1.8 | 74.2 | 68 | 676982 | 9.2 | 1.5 | 75.1 | 88 | 995853 | 16.1 | 1.4 | 75.1 |
| 88 | 828095 | 18.2 | 1.8 | 76.0 | 78 | 664434 | 7.6 | 1.4 | 76.5 | 03 | 974869 | 16.9 | 1.4 | 76.5 |
| 85 | 807036 | 57.1 | 1.8 | 77.7 | 51 | 636478 | 12.6 | 1.4 | 77.9 | 61 | 921849 | 40.8 | 1.3 | 77.8 |
| 69 | 667673 | 15.4 | 1.4 | 79.2 | 23 | 632315 | 59.4 | 1.4 | 79.2 | 26 | 908257 | 18.9 | 1.3 | 79.0 |
| 12 | 647659 | 34.8 | 1.4 | 80.6 | 12 | 620001 | 33.5 | 1.3 | 80.6 | 22 | 897259 | 23.9 | 1.2 | 80.3 |
| 29 | 635932 | 42.6 | 1.4 | 82.0 | 61 | 597546 | 43.3 | 1.3 | 81.8 | 71 | 820214 | 9.1 | 1.1 | 81.4 |
| 63 | 623534 | 29.9 | 1.4 | 83.3 | 69 | 580362 | 16.5 | 1.2 | 83.1 | 67 | 802636 | 11.2 | 1.1 | 82.5 |
| 61 | 616803 | 43.7 | 1.3 | 84.7 | 71 | 568857 | 10.0 | 1.2 | 84.3 | 63 | 789952 | 31.1 | 1.1 | 83.6 |
| 03 | 527526 | 17.4 | 1.1 | 85.8 | 29 | 491433 | 38.0 | 1.1 | 85.4 | 23 | 775747 | 57.0 | 1.1 | 84.7 |
| 67 | 506914 | 7.3 | 1.1 | 86.9 | 04 | 482014 | 19.9 | 1.0 | 86.4 | 68 | 761472 | 8.5 | 1.1 | 85.8 |
| 78 | 485380 | 5.5 | 1.1 | 88.0 | | | | | | 51 | 744392 | 11.0 | 1.0 | 86.8 |
| 83 | 461914 | 73.6 | 1.0 | 89.0 | | | | | | | | | | |

A: SITC Rev2 codes; B: 000 ECU; B1: 000 US$; C: % of total EC sectoral imports; D: % of total EC bilateral imports; E: cumulative % of total EC bilateral imports; TL: total trade; M: manufactures: SITC 5+6+7+8.

EC IMPORTS FROM THE NICs (continued)

| 1980 A | B1 | C | D | E | 1985 A | B1 | C | D | E | 1987 A | B1 | C | D | E |
|---|---|---|---|---|---|---|---|---|---|---|---|---|---|---|
| 081 | 2004410 | 41.7 | 4.4 | 4.3 | 333 | 4472612 | 7.5 | 9.6 | 9.6 | 333 | 3007102 | 7.1 | 4.2 | 4.2 |
| 333 | 1702142 | 1.6 | 3.7 | 8.0 | 081 | 2181506 | 62.0 | 4.7 | 14.2 | 843 | 2657640 | 65.4 | 3.7 | 7.9 |
| 071 | 1555275 | 27.6 | 3.4 | 11.4 | 071 | 1535597 | 31.5 | 3.3 | 17.5 | 845 | 2399210 | 69.7 | 3.3 | 11.2 |
| 843 | 1299763 | 62.1 | 2.8 | 14.2 | 776 | 1339461 | 31.6 | 2.9 | 20.4 | 081 | 2392393 | 50.9 | 3.3 | 14.5 |
| 248 | 1180613 | 17.5 | 2.6 | 16.8 | 222 | 1303687 | 36.2 | 2.8 | 23.2 | 752 | 2128838 | 16.9 | 3.0 | 17.5 |
| 054 | 1167269 | 61.3 | 2.5 | 19.3 | 843 | 1286565 | 62.4 | 2.8 | 26.0 | 842 | 2099613 | 57.3 | 2.9 | 20.4 |
| 971 | 1161678 | 22.9 | 2.5 | 21.9 | 842 | 990771 | 55.7 | 2.1 | 28.1 | 776 | 2082116 | 33.7 | 2.9 | 23.3 |
| 842 | 1122328 | 52.7 | 2.4 | 24.3 | 281 | 952602 | 33.4 | 2.0 | 30.1 | 894 | 1935231 | 60.4 | 2.7 | 26.0 |
| 232 | 1078404 | 86.7 | 2.3 | 26.6 | 845 | 936950 | 64.3 | 2.0 | 32.1 | 762 | 1790255 | 69.4 | 2.5 | 28.5 |
| 057 | 967958 | 25.5 | 2.1 | 28.7 | 054 | 920808 | 62.0 | 2.0 | 34.1 | 851 | 1734354 | 69.2 | 2.4 | 30.9 |
| 281 | 930617 | 29.3 | 2.0 | 30.8 | 334 | 836081 | 4.2 | 1.8 | 35.9 | 848 | 1627092 | 76.4 | 2.3 | 33.2 |
| 222 | 912138 | 17.6 | 2.0 | 32.7 | 057 | 820485 | 25.3 | 1.8 | 37.6 | 054 | 1466291 | 61.6 | 2.0 | 35.2 |
| 845 | 887048 | 54.2 | 1.9 | 34.7 | 851 | 787560 | 61.7 | 1.7 | 39.3 | 651 | 1250104 | 41.0 | 1.7 | 37.0 |
| 667 | 882348 | 10.0 | 1.9 | 36.6 | 752 | 768241 | 10.7 | 1.6 | 41.0 | 846 | 1211889 | 63.8 | 1.7 | 38.7 |
| 334 | 842159 | 5.3 | 1.8 | 38.4 | 894 | 759583 | 51.4 | 1.6 | 42.6 | 248 | 1181761 | 19.3 | 1.6 | 40.3 |
| 894 | 832069 | 42.0 | 1.8 | 40.2 | 248 | 715854 | 19.8 | 1.5 | 44.1 | 071 | 1176726 | 24.0 | 1.6 | 41.9 |
| 851 | 807036 | 57.1 | 1.8 | 42.0 | 651 | 715580 | 38.1 | 1.5 | 45.7 | 057 | 1156908 | 23.5 | 1.6 | 43.5 |
| 776 | 767243 | 26.0 | 1.7 | 43.6 | 848 | 709090 | 71.9 | 1.5 | 47.2 | 667 | 1094072 | 18.7 | 1.5 | 45.1 |
| 762 | 754469 | 49.1 | 1.6 | 45.3 | 424 | 702909 | 68.8 | 1.5 | 48.7 | 281 | 1037244 | 37.3 | 1.4 | 46.5 |
| 848 | 750853 | 64.6 | 1.6 | 46.9 | 058 | 686483 | 62.9 | 1.5 | 50.2 | 831 | 1024601 | 83.9 | 1.4 | 47.9 |
| 011 | 741686 | 28.9 | 1.6 | 48.5 | 667 | 636919 | 17.9 | 1.4 | 51.5 | 844 | 1010174 | 70.0 | 1.4 | 49.3 |
| 844 | 712664 | 70.9 | 1.5 | 50.1 | 762 | 635765 | 50.8 | 1.4 | 52.9 | 058 | 958994 | 62.5 | 1.3 | 50.7 |
| 424 | 707346 | 70.2 | 1.5 | 51.6 | 121 | 618506 | 35.4 | 1.3 | 54.2 | 222 | 859842 | 24.5 | 1.2 | 51.9 |
| 651 | 690555 | 35.1 | 1.5 | 53.1 | 232 | 613793 | 81.6 | 1.3 | 55.5 | 652 | 786639 | 39.4 | 1.1 | 53.0 |
| 846 | 652293 | 59.1 | 1.4 | 54.5 | 846 | 558489 | 61.2 | 1.2 | 56.7 | 899 | 763446 | 44.9 | 1.1 | 54.0 |
| 121 | 644542 | 38.7 | 1.4 | 55.9 | 652 | 557752 | 42.2 | 1.2 | 57.9 | 232 | 737222 | 81.4 | 1.0 | 55.0 |
| 687 | 620342 | 82.4 | 1.3 | 57.2 | 844 | 554754 | 71.2 | 1.2 | 59.1 | | | | | |
| 885 | 614381 | 36.0 | 1.3 | 58.6 | 011 | 511723 | 27.8 | 1.1 | 60.2 | | | | | |
| 652 | 583164 | 35.9 | 1.3 | 59.8 | | | | | | | | | | |
| 058 | 499755 | 46.2 | 1.1 | 60.9 | | | | | | | | | | |
| 899 | 491791 | 42.3 | 1.1 | 62.0 | | | | | | | | | | |
| 831 | 461914 | 73.6 | 1.0 | 63.0 | | | | | | | | | | |

| 1980 A | B1 | C | D | E | 1985 A | B1 | C | D | E | 1987 A | B1 | C | D | E |
|---|---|---|---|---|---|---|---|---|---|---|---|---|---|---|
| 07111 | 1420470 | 26.0 | 3.1 | 3.1 | 08131 | 1489811 | 81.6 | 3.2 | 3.2 | 08131 | 1490514 | 71.0 | 2.1 | 2.1 |
| 97101 | 1152496 | 25.0 | 2.5 | 5.6 | 07111 | 1438390 | 30.6 | 3.1 | 6.3 | 85102 | 1337188 | 66.0 | 1.9 | 3.9 |
| 24831 | 1091881 | 62.2 | 2.4 | 7.9 | 24831 | 674956 | 62.9 | 1.4 | 7.7 | 24831 | 1123219 | 62.2 | 1.6 | 5.5 |
| 08131 | 936534 | 48.2 | 2.0 | 10.0 | 05481 | 655292 | 99.2 | 1.4 | 9.1 | 07111 | 1112413 | 23.5 | 1.5 | 7.0 |
| 23202 | 935893 | 85.5 | 2.0 | 12.0 | 85102 | 616277 | 58.5 | 1.3 | 10.4 | 05481 | 1090170 | 98.4 | 1.5 | 8.6 |
| 05481 | 921335 | 99.1 | 2.0 | 14.0 | 23202 | 521813 | 80.5 | 1.1 | 11.6 | 89423 | 1059632 | 71.3 | 1.5 | 10.0 |
| 85102 | 634990 | 53.7 | 1.4 | 15.4 | 66729 | 425503 | 29.8 | 0.9 | 12.5 | 66729 | 732716 | 39.3 | 1.0 | 11.0 |
| 66729 | 612447 | 22.0 | 1.3 | 16.7 | 05851 | 393435 | 89.7 | 0.8 | 13.3 | 84411 | 639396 | 71.2 | 0.9 | 11.9 |
| 65214 | 443878 | 64.3 | 1.0 | 17.7 | 65214 | 385043 | 62.1 | 0.8 | 14.1 | 23202 | 606265 | 78.5 | 0.8 | 12.8 |
| 88511 | 434941 | 36.1 | 0.9 | 18.6 | 84393 | 348954 | 68.4 | 0.7 | 14.9 | 84393 | 584109 | 67.3 | 0.8 | 13.6 |
| 84412 | 380001 | 77.1 | 0.8 | 19.5 | 89423 | 348481 | 57.5 | 0.7 | 15.6 | 84513 | 561499 | 83.5 | 0.8 | 14.4 |
| 84232 | 361328 | 51.8 | 0.8 | 20.2 | 33419 | 287291 | 6.6 | 0.6 | 16.2 | 84629 | 526521 | 62.6 | 0.7 | 15.1 |
| 68113 | 355813 | 13.1 | 0.8 | 21.0 | 84411 | 283014 | 69.1 | 0.6 | 16.8 | 84232 | 498514 | 45.9 | 0.7 | 15.8 |
| 89423 | 337526 | 56.4 | 0.7 | 21.7 | 84232 | 282629 | 50.9 | 0.6 | 17.5 | 65214 | 496923 | 61.7 | 0.7 | 16.5 |
| 84294 | 305661 | 75.7 | 0.7 | 22.4 | 12121 | 275783 | 32.7 | 0.6 | 18.0 | 05851 | 485891 | 90.9 | 0.7 | 17.2 |
| 84393 | 296039 | 71.2 | 0.6 | 23.0 | 84513 | 271281 | 81.0 | 0.6 | 18.6 | 84512 | 472333 | 78.2 | 0.7 | 17.8 |
| 84513 | 295950 | 75.1 | 0.6 | 23.7 | 01112 | 239184 | 63.6 | 0.5 | 19.1 | 88511 | 451850 | 29.8 | 0.6 | 18.5 |
| 05775 | 279751 | 97.7 | 0.6 | 24.3 | 84629 | 231837 | 60.3 | 0.5 | 19.6 | 84294 | 427981 | 71.4 | 0.6 | 19.1 |
| 84831 | 254549 | 55.2 | 0.6 | 24.8 | 84512 | 224717 | 78.8 | 0.5 | 20.1 | 83109 | 409284 | 82.2 | 0.6 | 19.6 |
| 84629 | 247943 | 54.0 | 0.5 | 25.4 | 84293 | 217844 | 68.2 | 0.5 | 20.6 | 84293 | 397097 | 65.8 | 0.6 | 20.2 |
| 01112 | 239349 | 57.0 | 0.5 | 25.9 | 05775 | 210169 | 98.6 | 0.5 | 21.0 | 76381 | 384656 | 18.1 | 0.5 | 20.7 |
| 65921 | 236415 | 22.7 | 0.5 | 26.4 | 65132 | 204302 | 70.0 | 0.4 | 21.5 | 65133 | 371999 | 59.4 | 0.5 | 21.2 |
| 05851 | 232384 | 85.2 | 0.5 | 26.9 | 84412 | 195494 | 78.2 | 0.4 | 21.9 | 01112 | 370966 | 54.1 | 0.5 | 21.7 |
| 12121 | 230505 | 34.8 | 0.5 | 27.4 | 88511 | 189717 | 22.2 | 0.4 | 22.3 | 84394 | 367058 | 69.8 | 0.5 | 22.3 |
| 65132 | 229928 | 73.2 | 0.5 | 27.9 | 83109 | 185406 | 79.1 | 0.4 | 22.7 | 84593 | 356343 | 71.8 | 0.5 | 22.7 |
| 12119 | 229178 | 46.0 | 0.5 | 28.4 | 65921 | 178740 | 37.2 | 0.4 | 23.1 | 12121 | 324169 | 32.9 | 0.5 | 23.2 |
| 33419 | 212646 | 4.6 | 0.5 | 28.9 | 84294 | 173977 | 69.7 | 0.4 | 23.4 | 83102 | 312025 | 87.1 | 0.4 | 23.6 |
| 84411 | 211502 | 66.1 | 0.5 | 29.3 | 65341 | 173940 | 66.7 | 0.4 | 23.8 | 05775 | 310104 | 98.1 | 0.4 | 24.1 |
| 05659 | 204400 | 72.4 | 0.4 | 29.8 | 12119 | 165578 | 49.8 | 0.4 | 24.2 | 84592 | 289801 | 70.6 | 0.4 | 24.5 |
| 84352 | 192879 | 72.1 | 0.4 | 30.2 | 84394 | 164102 | 67.2 | 0.4 | 24.5 | 89472 | 285388 | 40.0 | 0.4 | 24.9 |
| 01111 | 185828 | 53.5 | 0.4 | 30.6 | 65133 | 157612 | 51.1 | 0.3 | 24.9 | 65132 | 281746 | 69.8 | 0.4 | 25.3 |
| 84511 | 180299 | 52.7 | 0.4 | 31.0 | 84352 | 137055 | 72.0 | 0.3 | 25.2 | 85101 | 272645 | 79.9 | 0.4 | 25.6 |
| 83109 | 177066 | 72.8 | 0.4 | 31.4 | 84593 | 136419 | 60.8 | 0.3 | 25.5 | 65921 | 268856 | 29.4 | 0.4 | 26.0 |
| 65341 | 176319 | 46.5 | 0.4 | 31.8 | 05711 | 132659 | 36.8 | 0.3 | 25.7 | 89399 | 267238 | 24.6 | 0.4 | 26.4 |
| 89472 | 175662 | 36.8 | 0.4 | 32.1 | 83102 | 130044 | 78.9 | 0.3 | 26.0 | 77586 | 248714 | 32.1 | 0.3 | 26.7 |
| 08137 | 175512 | 95.3 | 0.4 | 32.5 | 05899 | 128026 | 41.0 | 0.3 | 26.3 | 76388 | 245777 | 25.7 | 0.3 | 27.1 |
| 84394 | 162766 | 64.0 | 0.4 | 32.9 | 89472 | 122060 | 33.3 | 0.3 | 26.5 | 65341 | 243840 | 53.4 | 0.3 | 27.4 |
| 25172 | 152709 | 5.0 | 0.3 | 33.2 | 89731 | 120644 | 36.6 | 0.3 | 26.8 | 83101 | 237665 | 88.7 | 0.3 | 27.7 |
| 05711 | 149868 | 30.5 | 0.3 | 33.5 | 65224 | 118709 | 21.5 | 0.3 | 27.1 | 84352 | 234243 | 68.4 | 0.3 | 28.1 |
| 08122 | 146564 | 54.3 | 0.3 | 33.9 | 25172 | 117700 | 4.9 | 0.3 | 27.3 | 84313 | 228019 | 73.6 | 0.3 | 28.4 |
| 89971 | 143344 | 81.5 | 0.3 | 34.2 | 51569 | 114517 | 10.1 | 0.2 | 27.6 | 84621 | 225737 | 76.6 | 0.3 | 28.7 |
| 83102 | 139242 | 75.2 | 0.3 | 34.5 | 89399 | 114481 | 19.2 | 0.2 | 27.8 | 84412 | 221165 | 72.2 | 0.3 | 29.0 |
| 23201 | 136582 | 95.7 | 0.3 | 34.8 | 85101 | 113074 | 73.6 | 0.2 | 28.0 | 65224 | 219552 | 22.3 | 0.3 | 29.3 |
| 29271 | 135742 | 64.0 | 0.3 | 35.1 | 89422 | 112435 | 85.1 | 0.2 | 28.3 | 89831 | 213132 | 16.6 | 0.3 | 29.6 |
| 33411 | 133668 | 18.0 | 0.3 | 35.4 | 84592 | 111963 | 65.5 | 0.2 | 28.5 | 89422 | 206722 | 89.5 | 0.3 | 29.9 |
| 85101 | 132931 | 72.5 | 0.3 | 35.6 | 67169 | 110142 | 13.2 | 0.2 | 28.8 | 89731 | 206717 | 38.7 | 0.3 | 30.2 |
| 65133 | 132784 | 48.7 | 0.3 | 35.9 | 08119 | 109881 | 61.6 | 0.2 | 29.0 | 84351 | 205772 | 67.5 | 0.3 | 30.5 |
| 05899 | 129812 | 27.8 | 0.3 | 36.2 | 84313 | 108709 | 66.1 | 0.2 | 29.2 | 75121 | 193490 | 51.0 | 0.3 | 30.7 |
| 76388 | 129100 | 16.8 | 0.3 | 36.5 | 05659 | 104803 | 59.6 | 0.2 | 29.5 | 05899 | 191407 | 46.9 | 0.3 | 31.0 |
| 88522 | 128743 | 68.9 | 0.3 | 36.8 | 83101 | 101005 | 85.7 | 0.2 | 29.7 | 79323 | 181609 | 37.5 | 0.3 | 31.3 |
| 83101 | 125114 | 77.0 | 0.3 | 37.0 | 08137 | 95207 | 91.8 | 0.2 | 29.9 | 25172 | 178603 | 4.5 | 0.2 | 31.5 |

A: SITC Rev2 codes; B: 000 ECU; B1: 000 US$; C: % of total EC sectoral imports; D: % of total EC bilateral imports; E: cumulative % of total EC bilateral imports; TL: total trade; M: manufactures: SITC 5+6+7+8.

| 1980 | | | | 1985 | | | | 1987 | | | | 1988 | | | |
|---|---|---|---|---|---|---|---|---|---|---|---|---|---|---|---|
| A | B | C | D | A | B | C | D | A | B | C | D | A | B | C | D |
| EC IMPORTS FROM ARGENTINA | | | | | | | | | | | | | | | |
| TL | 2004878 | 0.7 | 100.0 | TL | 3290414 | 0.8 | 100.0 | TL | 1923578 | 0.6 | 100.0 | TL | 2534711 | 0.6 | 100.0 |
| 0 | 980638 | 4.0 | 48.9 | 0 | 1709408 | 4.9 | 51.9 | 0 | 1283323 | 4.2 | 66.7 | 0 | 1475628 | 4.6 | 58.2 |
| 2 | 528813 | 1.8 | 26.3 | 2 | 947760 | 2.4 | 28.8 | 2 | 292453 | 0.9 | 15.2 | 2 | 623630 | 1.7 | 24.6 |
| M | 285162 | 0.2 | 14.2 | M | 310841 | 0.1 | 9.4 | M | 269006 | 0.1 | 13.9 | M | 348591 | 0.1 | 13.7 |
| 6 | 160235 | 0.4 | 7.9 | 4 | 177388 | 6.8 | 5.3 | 6 | 145237 | 0.3 | 7.5 | 6 | 175308 | 0.2 | 6.9 |
| 4 | 94274 | 6.2 | 4.7 | 6 | 116753 | 0.2 | 3.5 | 5 | 76355 | 0.3 | 3.9 | 5 | 104134 | 0.4 | 4.1 |
| 3 | 86568 | 0.1 | 4.3 | 5 | 115904 | 0.5 | 3.5 | 4 | 36274 | 3.1 | 1.8 | 4 | 45122 | 3.1 | 1.7 |
| 5 | 60056 | 0.5 | 2.9 | 3 | 83107 | 0.1 | 2.5 | 1 | 29269 | 1.4 | 1.5 | 8 | 34026 | 0.0 | 1.3 |
| 7 | 39521 | 0.1 | 1.9 | 7 | 66441 | 0.1 | 2.0 | 8 | 27969 | 0.1 | 1.4 | 7 | 35123 | 0.0 | 1.3 |
| 1 | 24114 | 0.1 | 1.2 | 1 | 43772 | 1.6 | 1.3 | 7 | 19444 | 0.0 | 1.0 | 1 | 31432 | 1.5 | 1.2 |
| 8 | 25351 | 1.5 | 1.2 | 9 | 18174 | 0.2 | 0.5 | 3 | 7664 | 0.0 | 0.3 | 9 | 6792 | 0.0 | 0.2 |
| 9 | 5327 | 0.1 | 0.2 | 8 | 11745 | 0.0 | 0.3 | 9 | 5615 | 0.1 | 0.2 | 3 | 3541 | 0.0 | 0.1 |
| USA IMPORTS FROM ARGENTINA | | | | | | | | | | | | | | | |
| TL | 556709 | 0.3 | 100.0 | TL | 1514309 | 0.3 | 100.0 | TL | 1007724 | 0.2 | 100.0 | TL | 1326378 | 0.3 | 100.0 |
| 0 | 203310 | 1.7 | 36.5 | M | 574744 | 0.1 | 37.9 | M | 561294 | 0.2 | 55.6 | M | 802177 | 0.2 | 60.4 |
| M | 202368 | 0.2 | 36.3 | 0 | 452407 | 1.7 | 29.8 | 6 | 384646 | 0.7 | 38.1 | 6 | 555456 | 1.0 | 41.8 |
| 3 | 74906 | 0.1 | 13.4 | 3 | 403172 | 0.5 | 26.6 | 0 | 327215 | 1.7 | 32.4 | 0 | 312222 | 1.7 | 23.5 |
| 6 | 74720 | 0.3 | 13.4 | 6 | 347635 | 0.5 | 22.9 | 5 | 79629 | 0.5 | 7.9 | 8 | 109162 | 0.1 | 8.2 |
| 5 | 65231 | 1.0 | 11.7 | 5 | 137446 | 0.7 | 9.0 | 8 | 68289 | 0.1 | 6.7 | 5 | 88822 | 0.5 | 6.6 |
| 9 | 42014 | 0.8 | 7.5 | 8 | 53594 | 0.0 | 3.5 | 3 | 61200 | 0.1 | 6.0 | 3 | 85332 | 0.2 | 6.4 |
| 7 | 34705 | 0.0 | 6.2 | 7 | 36069 | 0.0 | 2.3 | 7 | 28730 | 0.0 | 2.8 | 4 | 72392 | 9.2 | 5.4 |
| 2 | 28538 | 0.3 | 5.1 | 9 | 31407 | 0.2 | 2.0 | 9 | 21791 | 0.2 | 2.1 | 7 | 48737 | 0.0 | 3.6 |
| 8 | 27712 | 0.1 | 4.9 | 1 | 21053 | 0.3 | 1.3 | 2 | 15472 | 0.1 | 1.5 | 2 | 23828 | 0.1 | 1.7 |
| 1 | 3764 | 0.1 | 0.6 | 2 | 16865 | 0.1 | 1.1 | 4 | 11897 | 2.1 | 1.1 | 9 | 18650 | 0.1 | 1.4 |
| 4 | 1808 | 0.4 | 0.3 | 4 | 14663 | 1.5 | 0.9 | 1 | 8856 | 0.2 | 0.8 | 1 | 11780 | 0.3 | 0.8 |
| JAPANESE IMPORTS FROM ARGENTINA | | | | | | | | | | | | | | | |
| TL | 201933 | 0.2 | 100.0 | TL | 574478 | 0.3 | 100.0 | TL | 257473 | 0.2 | 100.0 | TL | 417625 | 0.2 | 100.0 |
| M | 80798 | 0.3 | 40.0 | 0 | 391984 | 2.0 | 68.2 | 0 | 134358 | 0.7 | 52.1 | 0 | 200679 | 0.8 | 48.0 |
| 2 | 58159 | 0.3 | 28.8 | M | 141327 | 0.3 | 24.6 | M | 103845 | 0.2 | 40.3 | M | 184936 | 0.2 | 44.2 |
| 0 | 56971 | 0.5 | 28.2 | 6 | 68581 | 0.5 | 11.9 | 6 | 75225 | 0.5 | 29.2 | 6 | 138922 | 0.6 | 33.2 |
| 6 | 48375 | 0.7 | 23.9 | 7 | 48577 | 0.3 | 8.4 | 7 | 20484 | 0.1 | 7.9 | 7 | 27061 | 0.1 | 6.4 |
| 5 | 18137 | 0.4 | 8.9 | 2 | 33351 | 0.1 | 5.8 | 2 | 11025 | 0.0 | 4.2 | 2 | 20579 | 0.0 | 4.9 |
| 7 | 13975 | 0.2 | 6.9 | 5 | 23878 | 0.2 | 4.1 | 5 | 7672 | 0.0 | 2.9 | 5 | 18350 | 0.1 | 4.3 |
| 3 | 4483 | 0.0 | 2.2 | 4 | 3902 | 0.9 | 0.6 | 1 | 6365 | 0.4 | 2.4 | 1 | 8843 | 0.4 | 2.1 |
| 1 | 888 | 0.1 | 0.4 | 1 | 2997 | 0.3 | 0.5 | 9 | 1075 | 0.0 | 0.4 | 4 | 1486 | 0.4 | 0.3 |
| 9 | 360 | 0.0 | 0.1 | 9 | 916 | 0.0 | 0.1 | 4 | 635 | 0.2 | 0.2 | 9 | 973 | 0.0 | 0.2 |
| 8 | 311 | 0.0 | 0.1 | 8 | 292 | 0.0 | 0.0 | 8 | 464 | 0.0 | 0.1 | 8 | 604 | 0.0 | 0.1 |
| 4 | 273 | 0.1 | 0.1 | | | | | 3 | 170 | 0.0 | 0.0 | 3 | 131 | 0.0 | 0.0 |

EC IMPORTS FROM ARGENTINA

| 1980 | | | | | 1985 | | | | | 1987 | | | | | 1987 | | | |
|---|---|---|---|---|---|---|---|---|---|---|---|---|---|---|---|---|---|---|
| A | B1 | C | D | E | A | B1 | C | D | E | A | B1 | C | D | E | A | B1 | C | D |
| 01 | 538019 | 17.7 | 18.9 | 18.9 | 08 | 552668 | 15.7 | 21.8 | 21.8 | 08 | 92837 | 12.6 | 26.5 | 26.5 | 08131 | 366189 | 17.5 | 16.4 |
| 22 | 506780 | 9.1 | 17.8 | 36.6 | 22 | 522093 | 13.5 | 20.6 | 42.4 | 01 | 415876 | 14.3 | 18.6 | 45.1 | 01112 | 228530 | 33.3 | 10.2 |
| 08 | 451715 | 9.4 | 15.8 | 52.5 | 04 | 291170 | 12.0 | 11.5 | 53.8 | 05 | 210756 | 2.3 | 9.4 | 54.5 | 08135 | 101240 | 83.4 | 4.5 |
| 05 | 159248 | 2.2 | 5.6 | 58.1 | 01 | 212815 | 9.8 | 8.4 | 62.2 | 22 | 194759 | 5.2 | 8.7 | 63.2 | 08134 | 74399 | 79.1 | 3.3 |
| 61 | 157588 | 11.2 | 5.5 | 63.6 | 05 | 167648 | 2.7 | 6.6 | 68.8 | 03 | 50671 | 2.6 | 6.7 | 69.9 | 05792 | 32844 | 26.3 | 1.5 |
| 26 | 148068 | 3.2 | 5.2 | 68.8 | 26 | 147408 | 3.3 | 5.8 | 74.6 | 04 | 90909 | 5.8 | 4.1 | 74.0 | 05711 | 28797 | 7.1 | 1.3 |
| 42 | 131227 | 8.5 | 4.6 | 73.4 | 42 | 130284 | 9.3 | 5.1 | 79.8 | 61 | 89426 | 4.0 | 4.0 | 78.0 | 05722 | 20942 | 8.4 | 0.9 |
| 04 | 125290 | 2.6 | 4.4 | 77.8 | 03 | 68477 | 2.4 | 2.7 | 82.5 | 26 | 65771 | 1.4 | 2.9 | 80.9 | 53221 | 20230 | 41.2 | 0.9 |
| 33 | 123118 | 0.1 | 4.3 | 82.1 | 33 | 61138 | 0.1 | 2.4 | 84.9 | 42 | 38726 | 4.0 | 1.7 | 82.6 | 01189 | 19951 | 10.0 | 0.9 |
| 03 | 87702 | 2.9 | 3.1 | 85.2 | 51 | 55886 | 1.1 | 2.2 | 87.1 | 65 | 36757 | 0.3 | 1.6 | 84.3 | 12121 | 17882 | 1.8 | 0.8 |
| 65 | 37584 | 0.5 | 1.3 | 86.5 | 61 | 47198 | 3.4 | 1.9 | 88.9 | 12 | 32077 | 1.6 | 1.4 | 85.7 | 25172 | 15141 | 0.4 | 0.7 |
| 29 | 35985 | 2.4 | 1.3 | 87.8 | 75 | 40678 | 0.3 | 1.6 | 90.6 | 29 | 29897 | 1.7 | 1.3 | 87.0 | 05451 | 14013 | 18.9 | 0.6 |
| 12 | 33285 | 1.8 | 1.2 | 88.9 | 65 | 34706 | 0.5 | 1.4 | 91.9 | 51 | 27745 | 0.4 | 1.2 | 88.3 | 08193 | 13787 | 1.7 | 0.6 |
| 21 | 33225 | 1.5 | 1.2 | 90.1 | 12 | 32654 | 1.8 | 1.3 | 93.2 | 53 | 24443 | 1.8 | 1.1 | 89.4 | 84831 | 13427 | 5.3 | 0.6 |
| 51 | 31146 | 0.7 | 1.1 | 91.2 | | | | | | 06 | 22674 | 1.6 | 1.0 | 90.4 | 51121 | 13383 | 35.9 | 0.6 |
| | | | | | | | | | | | | | | | 58311 | 12789 | 1.6 | 0.6 |
| 222 | 479673 | 9.2 | 16.8 | 16.8 | 081 | 552668 | 15.7 | 21.8 | 21.8 | 081 | 592837 | 12.6 | 26.5 | 26.5 | 08119 | 12487 | 4.6 | 0.6 |
| 081 | 451715 | 9.4 | 15.8 | 32.7 | 222 | 521078 | 14.5 | 20.5 | 42.3 | 011 | 315746 | 13.0 | 14.1 | 40.6 | 29193 | 11619 | 4.2 | 0.5 |
| 011 | 425544 | 16.6 | 14.9 | 47.6 | 044 | 256250 | 20.5 | 10.1 | 52.4 | 222 | 191441 | 5.5 | 8.6 | 49.1 | 65133 | 10648 | 1.7 | 0.5 |
| 334 | 114304 | 0.7 | 4.0 | 51.6 | 011 | 186209 | 10.1 | 7.3 | 59.8 | 057 | 142400 | 2.9 | 6.4 | 55.5 | 05721 | 9821 | 31.7 | 0.4 |
| 014 | 112475 | 25.8 | 3.9 | 55.5 | 057 | 123262 | 3.8 | 4.9 | 64.6 | 014 | 100128 | 21.7 | 4.5 | 60.0 | 08122 | 9801 | 44.9 | 0.4 |
| 268 | 107360 | 5.9 | 3.8 | 59.3 | 423 | 98976 | 25.6 | 3.9 | 68.5 | 034 | 96439 | 4.2 | 4.3 | 64.3 | 65224 | 9000 | 0.9 | 0.4 |
| 057 | 104584 | 2.8 | 3.7 | 63.0 | 268 | 79071 | 4.5 | 3.1 | 71.6 | 044 | 83980 | 16.6 | 3.8 | 68.0 | 65121 | 8469 | 5.4 | 0.4 |
| 611 | 99943 | 10.5 | 3.5 | 66.5 | 263 | 67543 | 3.7 | 2.7 | 74.3 | 611 | 66892 | 4.2 | 3.0 | 71.0 | 67311 | 8213 | 5.4 | 0.4 |
| 423 | 93219 | 17.6 | 3.3 | 69.8 | 511 | 47697 | 4.3 | 1.9 | 76.2 | 268 | 59930 | 2.9 | 2.7 | 73.7 | 04591 | 6546 | 36.5 | 0.3 |
| 044 | 80790 | 2.8 | 2.8 | 72.6 | 334 | 45211 | 0.2 | 1.8 | 78.0 | 054 | 55565 | 2.3 | 2.5 | 76.2 | 03503 | 6470 | 1.4 | 0.3 |
| 034 | 78308 | 6.2 | 2.7 | 75.3 | 611 | 39678 | 3.9 | 1.6 | 79.5 | 036 | 47230 | 2.9 | 2.1 | 78.3 | 05853 | 6266 | 29.5 | 0.3 |
| 613 | 55958 | 20.0 | 2.0 | 77.3 | 054 | 35338 | 2.4 | 1.4 | 80.9 | 121 | 32077 | 1.7 | 1.4 | 79.7 | 12111 | 6081 | 3.5 | 0.3 |
| 054 | 41261 | 2.2 | 1.4 | 78.8 | 752 | 35005 | 0.5 | 1.4 | 82.3 | 423 | 31796 | 15.1 | 1.4 | 81.1 | 12129 | 5961 | 1.5 | 0.3 |
| 263 | 39800 | 1.9 | 1.4 | 80.1 | 036 | 34522 | 5.1 | 1.4 | 83.7 | | | | | | 54162 | 5861 | 2.8 | 0.3 |
| 424 | 38008 | 3.8 | 1.3 | 81.5 | 034 | 32789 | 3.0 | 1.3 | 84.9 | | | | | | 61169 | 5786 | 3.6 | 0.3 |
| 651 | 35221 | 1.8 | 1.2 | 82.7 | 121 | 32646 | 1.9 | 1.3 | 86.2 | | | | | | 08139 | 5377 | 1.5 | 0.2 |
| 121 | 33260 | 2.0 | 1.2 | 83.9 | 424 | 31308 | 3.1 | 1.2 | 87.5 | | | | | | 08132 | 5324 | 13.1 | 0.2 |
| 211 | 31501 | 3.6 | 1.1 | 85.0 | 014 | 26590 | 7.9 | 1.0 | 88.5 | | | | | | 23315 | 4902 | 5.7 | 0.2 |
| | | | | | | | | | | | | | | | 05712 | 4086 | 3.8 | 0.2 |
| | | | | | | | | | | | | | | | 58529 | 3792 | 3.9 | 0.2 |
| | | | | | | | | | | | | | | | 65522 | 3682 | 3.4 | 0.2 |
| | | | | | | | | | | | | | | | 08133 | 3558 | 4.5 | 0.2 |
| | | | | | | | | | | | | | | | 9541 | 3150 | 0.6 | 0.1 |
| | | | | | | | | | | | | | | | 32321 | 2997 | 4.1 | 0.1 |
| | | | | | | | | | | | | | | | 33542 | 2959 | 0.7 | 0.1 |
| | | | | | | | | | | | | | | | 67461 | 2428 | 0.5 | 0.1 |
| | | | | | | | | | | | | | | | 33524 | 2355 | 4.6 | 0.1 |
| | | | | | | | | | | | | | | | 51129 | 2319 | 2.1 | 0.1 |
| | | | | | | | | | | | | | | | 89211 | 2305 | 0.3 | 0.1 |

A: SITC Rev2 codes; B: 000 ECU; B1: 000 US$; C: % of total EC sectoral imports; D: % of total EC bilateral imports; E: cumulative % of total EC bilateral imports; TL: total trade; M: manufactures: SITC 5+6+7+8.

| 1980 | | | | 1985 | | | | 1987 | | | | 1988 | | | |
|---|---|---|---|---|---|---|---|---|---|---|---|---|---|---|---|
| A | B | C | D | A | B | C | D | A | B | C | D | A | B | C | D |
| EC IMPORTS FROM BRAZIL | | | | | | | | | | | | | | | |
| TL | 4673001 | 1.7 | 100.0 | TL | 0319235 | 2.5 | 100.0 | TL | 7183876 | 2.1 | 100.0 | TL | 8768516 | 2.3 | 100.0 |
| 0 | 2132666 | 8.7 | 45.6 | 0 | 4686928 | 13.4 | 45.4 | 0 | 2771242 | 9.1 | 38.5 | 0 | 3511089 | 11.1 | 40.0 |
| 2 | 1248048 | 4.1 | 26.7 | 2 | 2672584 | 6.8 | 25.8 | M | 2286534 | 1.0 | 31.8 | M | 3084405 | 1.2 | 35.1 |
| M | 1036920 | 0.9 | 22.1 | M | 2415477 | 1.2 | 23.4 | 2 | 1780016 | 5.7 | 24.7 | 2 | 1855702 | 5.2 | 21.1 |
| 6 | 533893 | 1.4 | 11.4 | 6 | 1061526 | 2.1 | 10.2 | 6 | 957773 | 1.9 | 13.3 | 6 | 1484323 | 2.4 | 16.9 |
| 7 | 306223 | 0.8 | 6.5 | 7 | 830888 | 1.0 | 8.0 | 7 | 847554 | 0.9 | 11.7 | 7 | 973258 | 0.8 | 11.0 |
| 1 | 129139 | 8.0 | 2.7 | 1 | 349785 | 12.5 | 3.3 | 1 | 259663 | 12.0 | 3.6 | 5 | 294975 | 0.6 | 3.3 |
| 8 | 124001 | 0.6 | 2.6 | 5 | 338901 | 1.5 | 3.2 | 5 | 245012 | 1.1 | 3.4 | 8 | 331857 | 1.1 | 3.7 |
| 4 | 95669 | 6.3 | 2.0 | 8 | 184175 | 0.5 | 1.7 | 8 | 236208 | 0.5 | 3.2 | 1 | 247793 | 12.4 | 2.8 |
| 5 | 72809 | 0.6 | 1.5 | 4 | 133733 | 5.1 | 1.2 | 4 | 51287 | 4.4 | 0.7 | 4 | 45391 | 3.1 | 0.5 |
| 3 | 19053 | 0.0 | 0.4 | 3 | 43208 | 0.0 | 0.4 | 9 | 24510 | 0.3 | 0.3 | 9 | 16211 | 0.1 | 0.1 |
| 9 | 11521 | 0.1 | 0.2 | 9 | 17543 | 0.2 | 0.1 | 3 | 10632 | 0.0 | 0.1 | 3 | 7935 | 0.0 | 0.0 |
| USA IMPORTS FROM BRAZIL | | | | | | | | | | | | | | | |
| TL | 2812440 | 1.5 | 100.0 | TL | 10566790 | 2.2 | 100.0 | TL | 7245341 | 1.9 | 100.0 | TL | 8418429 | 2.1 | 100.0 |
| 0 | 1473205 | 12.3 | 52.3 | M | 5878381 | 1.7 | 55.6 | M | 4404730 | 1.5 | 60.7 | M | 5341933 | 1.7 | 63.4 |
| M | 976195 | 1.0 | 34.7 | 0 | 2970813 | 11.3 | 28.1 | 7 | 1832491 | 1.1 | 25.2 | 7 | 2190045 | 1.2 | 26.0 |
| 6 | 349765 | 1.4 | 12.4 | 6 | 1912648 | 2.9 | 18.1 | 0 | 1758212 | 9.2 | 24.2 | 0 | 1783743 | 9.7 | 21.1 |
| 7 | 300534 | 0.6 | 10.6 | 7 | 1741513 | 0.9 | 16.4 | 6 | 1235020 | 2.5 | 17.0 | 6 | 1624366 | 2.9 | 19.2 |
| 8 | 231993 | 1.3 | 8.2 | 8 | 1617387 | 2.4 | 15.3 | 8 | 1119521 | 1.9 | 15.4 | 8 | 1212406 | 1.9 | 14.4 |
| 2 | 183582 | 2.2 | 6.5 | 3 | 967278 | 1.3 | 9.1 | 3 | 571974 | 1.4 | 7.8 | 3 | 654257 | 1.7 | 7.7 |
| 5 | 93905 | 1.4 | 3.3 | 5 | 606834 | 3.0 | 5.7 | 2 | 308707 | 2.8 | 4.2 | 2 | 366981 | 3.0 | 4.3 |
| 1 | 51971 | 2.4 | 1.8 | 2 | 355916 | 2.4 | 3.3 | 5 | 217698 | 1.5 | 3.0 | 5 | 315115 | 1.8 | 3.7 |
| 9 | 55342 | 1.1 | 1.9 | 9 | 165414 | 1.1 | 1.5 | 1 | 82705 | 2.1 | 1.1 | 1 | 100133 | 2.6 | 1.1 |
| 4 | 39966 | 9.8 | 1.4 | 1 | 156803 | 2.9 | 1.4 | 9 | 79237 | 0.7 | 1.0 | 9 | 86706 | 0.8 | 1.0 |
| 3 | 32181 | 0.0 | 1.1 | 4 | 72189 | 7.5 | 0.6 | 4 | 39778 | 7.2 | 0.5 | 4 | 84678 | 10.8 | 1.0 |
| JAPANESE IMPORTS FROM BRAZIL | | | | | | | | | | | | | | | |
| TL | 1097480 | 1.1 | 100.0 | TL | 2386526 | 1.4 | 100.0 | TL | 1746594 | 1.3 | 100.0 | TL | 2489359 | 1.5 | 100.0 |
| 2 | 680770 | 3.9 | 62.0 | 2 | 1204175 | 5.0 | 50.4 | 2 | 748775 | 3.8 | 42.8 | M | 1137180 | 1.5 | 45.6 |
| M | 210120 | 1.0 | 19.1 | M | 664474 | 1.4 | 27.8 | M | 668554 | 1.3 | 38.2 | 6 | 956227 | 4.2 | 38.4 |
| 0 | 199866 | 2.0 | 18.2 | 6 | 392865 | 2.9 | 16.4 | 6 | 538948 | 3.5 | 30.8 | 2 | 928019 | 3.8 | 37.2 |
| 7 | 85204 | 1.4 | 7.7 | 0 | 491027 | 2.5 | 20.5 | 0 | 296190 | 1.6 | 16.9 | 0 | 374606 | 1.6 | 15.0 |
| 5 | 63822 | 1.5 | 5.8 | 5 | 162152 | 1.5 | 6.7 | 5 | 86853 | 0.8 | 4.9 | 5 | 133696 | 1.1 | 5.3 |
| 6 | 58502 | 0.8 | 5.3 | 7 | 106322 | 0.7 | 4.4 | 7 | 39720 | 0.2 | 2.2 | 7 | 42296 | 0.2 | 1.6 |
| 1 | 2712 | 0.5 | 0.2 | 1 | 5300 | 0.5 | 0.2 | 1 | 17953 | 1.2 | 1.0 | 1 | 25595 | 1.4 | 1.0 |
| 8 | 2592 | 0.0 | 0.2 | 9 | 11762 | 0.2 | 0.4 | 9 | 8771 | 0.1 | 0.5 | 9 | 7204 | 0.1 | 0.2 |
| 9 | 2018 | 0.1 | 0.1 | 4 | 7271 | 1.7 | 0.3 | 4 | 3603 | 1.5 | 0.2 | 4 | 11920 | 3.9 | 0.4 |
| 4 | 1867 | 0.8 | 0.1 | 8 | 3136 | 0.0 | 0.1 | 8 | 3033 | 0.0 | 0.1 | 8 | 4962 | 0.0 | 0.1 |
| 3 | 130 | 0.0 | 0.0 | 3 | 2523 | 0.0 | 0.1 | 3 | 2751 | 0.0 | 0.1 | 3 | 4838 | 0.0 | 0.1 |

EC IMPORTS FROM BRAZIL

| 1980 | | | | | 1985 | | | | | 1987 | | | | | 1987 | | | |
|---|---|---|---|---|---|---|---|---|---|---|---|---|---|---|---|---|---|---|
| A | B1 | C | D | E | A | B1 | C | D | E | A | B1 | C | D | E | A | B1 | C | D |
| 07 | 1385336 | 15.9 | 20.8 | 20.8 | 07 | 1544777 | 20.2 | 19.4 | 19.4 | 08 | 1239248 | 26.4 | 14.8 | 14.8 | 08131 | 1042846 | 49.7 | 12.5 |
| 08 | 1096563 | 22.8 | 16.5 | 37.3 | 08 | 1313871 | 37.4 | 16.5 | 35.9 | 28 | 1046228 | 13.0 | 12.5 | 27.3 | 07111 | 828396 | 17.5 | 9.9 |
| 28 | 962010 | 8.8 | 14.5 | 51.8 | 28 | 975675 | 12.3 | 12.3 | 48.2 | 07 | 1024780 | 13.2 | 12.3 | 39.6 | 05851 | 342141 | 64.0 | 4.1 |
| 22 | 386695 | 6.9 | 5.8 | 57.6 | 22 | 721256 | 18.6 | 9.1 | 57.3 | 22 | 568568 | 15.2 | 6.8 | 46.4 | 12121 | 197320 | 20.0 | 2.4 |
| 65 | 295247 | 3.6 | 4.4 | 62.1 | 01 | 371549 | 17.0 | 4.7 | 61.9 | 05 | 493435 | 5.3 | 5.9 | 52.3 | 25172 | 152309 | 3.9 | 1.8 |
| 05 | 248689 | 3.4 | 3.7 | 65.8 | 05 | 346324 | 5.6 | 4.4 | 66.3 | 78 | 420046 | 2.4 | 5.0 | 57.3 | 85102 | 141354 | 7.0 | 1.7 |
| 67 | 224227 | 3.2 | 3.4 | 69.2 | 12 | 267732 | 14.5 | 3.4 | 69.6 | 01 | 385650 | 13.3 | 4.6 | 61.9 | 01112 | 139967 | 20.4 | 1.7 |
| 12 | 182346 | 9.8 | 2.7 | 71.9 | 65 | 258081 | 3.9 | 3.2 | 72.9 | 12 | 299071 | 14.7 | 3.6 | 65.5 | 08119 | 129878 | 48.2 | 1.6 |
| 25 | 154623 | 3.5 | 2.3 | 74.3 | 78 | 235823 | 2.7 | 3.0 | 75.8 | 65 | 288201 | 2.6 | 3.4 | 69.0 | 24831 | 92097 | 5.1 | 1.1 |
| 01 | 132058 | 4.4 | 2.0 | 76.2 | 71 | 211877 | 3.7 | 2.7 | 78.5 | 67 | 239894 | 3.3 | 2.9 | 71.8 | 65133 | 88114 | 14.1 | 1.1 |
| 06 | 132025 | 8.7 | 2.0 | 78.2 | 67 | 211802 | 4.1 | 2.7 | 81.2 | 64 | 175861 | 1.5 | 2.1 | 73.9 | 64131 | 74283 | 6.3 | 0.9 |
| 24 | 131870 | 1.5 | 2.0 | 80.2 | 51 | 126330 | 2.5 | 1.6 | 82.8 | 25 | 158842 | 3.1 | 1.9 | 75.8 | 67251 | 56864 | 30.7 | 0.7 |
| 42 | 127443 | 8.3 | 1.9 | 82.1 | 25 | 111963 | 3.4 | 1.4 | 84.2 | 61 | 143521 | 6.3 | 1.7 | 77.6 | 64121 | 55472 | 2.3 | 0.7 |
| 71 | 123377 | 2.9 | 1.9 | 84.0 | 61 | 107907 | 7.8 | 1.4 | 85.5 | 85 | 143244 | 5.7 | 1.7 | 79.3 | 27313 | 50247 | 20.7 | 0.6 |
| 78 | 114122 | 1.3 | 1.7 | 85.7 | 42 | 94620 | 6.7 | 1.2 | 86.7 | 71 | 134976 | 1.5 | 1.6 | 80.9 | 08139 | 47737 | 12.8 | 0.6 |
| 61 | 84210 | 6.0 | 1.3 | 87.0 | 26 | 85656 | 1.9 | 1.1 | 87.8 | 24 | 123722 | 1.7 | 1.5 | 82.4 | 12111 | 41500 | 24.1 | 0.5 |
| 85 | 82942 | 5.9 | 1.2 | 88.2 | | | | | | | | | | | 67169 | 41478 | 4.6 | 0.5 |
| | | | | | | | | | | | | | | | 65845 | 31620 | 16.7 | 0.4 |
| 071 | 1143095 | 20.3 | 17.2 | 17.2 | 071 | 1358099 | 27.9 | 17.1 | 17.1 | 081 | 1239248 | 26.4 | 14.8 | 14.8 | 65214 | 26865 | 3.3 | 0.3 |
| 081 | 1096563 | 22.8 | 16.5 | 33.7 | 081 | 1313871 | 37.4 | 16.5 | 33.6 | 281 | 1010981 | 36.4 | 12.1 | 26.9 | 09809 | 26773 | 9.6 | 0.3 |
| 281 | 927247 | 29.2 | 14.0 | 47.6 | 281 | 929708 | 32.6 | 11.7 | 45.3 | 071 | 890459 | 18.2 | 10.7 | 37.6 | 05711 | 25522 | 6.3 | 0.3 |
| 222 | 386274 | 7.4 | 5.8 | 53.5 | 222 | 717473 | 19.9 | 9.0 | 54.3 | 222 | 566538 | 16.2 | 6.8 | 44.3 | 12129 | 24693 | 6.3 | 0.3 |
| 072 | 227433 | 10.6 | 3.4 | 56.9 | 058 | 286067 | 26.2 | 3.6 | 57.9 | 058 | 393511 | 25.6 | 4.7 | 49.1 | 65132 | 24614 | 6.1 | 0.3 |
| 058 | 201655 | 18.6 | 3.0 | 59.9 | 121 | 267049 | 15.3 | 3.4 | 61.2 | 121 | 298558 | 15.9 | 3.6 | 52.6 | 24821 | 23949 | 0.6 | 0.3 |
| 121 | 180315 | 10.8 | 2.7 | 62.6 | 713 | 201400 | 11.3 | 2.5 | 63.8 | 781 | 278623 | 2.9 | 3.3 | 56.0 | 12119 | 23532 | 7.9 | 0.3 |
| 651 | 167334 | 8.5 | 2.5 | 65.1 | 011 | 191870 | 10.4 | 2.4 | 66.2 | 011 | 201868 | 8.3 | 2.4 | 58.4 | 72431 | 23350 | 6.6 | 0.3 |
| 251 | 154623 | 3.5 | 2.3 | 67.5 | 014 | 179533 | 53.6 | 2.3 | 68.4 | 014 | 183767 | 39.9 | 2.2 | 60.6 | 59831 | 22575 | 33.7 | 0.3 |
| 061 | 131691 | 8.9 | 2.0 | 69.5 | 072 | 152568 | 8.2 | 1.9 | 70.3 | 651 | 176395 | 5.8 | 2.1 | 62.7 | 05857 | 21259 | 14.3 | 0.3 |
| 248 | 130959 | 1.9 | 2.0 | 71.4 | 651 | 151888 | 8.1 | 1.9 | 72.3 | 641 | 161632 | 1.6 | 1.9 | 64.6 | 65121 | 20908 | 13.2 | 0.3 |
| 713 | 117682 | 9.4 | 1.8 | 73.2 | 781 | 113116 | 2.5 | 1.4 | 73.7 | 251 | 158842 | 3.1 | 1.9 | 66.5 | 05772 | 19687 | 92.3 | 0.2 |
| 671 | 99714 | 7.0 | 1.5 | 74.7 | 251 | 111963 | 3.4 | 1.4 | 75.1 | 851 | 143244 | 5.7 | 1.7 | 68.2 | 07232 | 18971 | 9.0 | 0.2 |
| 014 | 96643 | 22.2 | 1.5 | 76.1 | 671 | 88746 | 7.3 | 1.1 | 76.2 | 248 | 120625 | 2.0 | 1.4 | 69.7 | 64161 | 17263 | 9.6 | 0.2 |
| 423 | 91286 | 17.3 | 1.4 | 77.5 | 611 | 88317 | 8.6 | 1.1 | 77.3 | 713 | 117130 | 3.6 | 1.4 | 71.1 | 51112 | 16459 | 11.4 | 0.2 |
| 851 | 82942 | 5.9 | 1.2 | 78.8 | 672 | 87069 | 14.8 | 1.1 | 78.4 | 762 | 102846 | 4.0 | 1.2 | 72.3 | 58529 | 15722 | 16.2 | 0.2 |
| 611 | 68995 | 7.3 | 1.0 | 79.8 | | | | | | 611 | 100345 | 6.2 | 1.2 | 73.5 | 27821 | 15305 | 8.7 | 0.2 |
| | | | | | | | | | | 671 | 95193 | 7.1 | 1.1 | 74.6 | 67271 | 14718 | 2.8 | 0.2 |
| | | | | | | | | | | | | | | | 05481 | 14424 | 1.3 | 0.2 |
| | | | | | | | | | | | | | | | 65166 | 13967 | 13.6 | 0.2 |
| | | | | | | | | | | | | | | | 63441 | 13270 | 17.0 | 0.2 |

A: SITC Rev2 codes; B: 000 ECU; B1: 000 US$; C: % of total EC sectoral imports; D: % of total EC bilateral imports; E: cumulative % of total EC bilateral imports; TL: total trade; M: manufactures: SITC 5+6+7+8.

| 1980 | | | | 1985 | | | | 1987 | | | | 1988 | | | |
|---|---|---|---|---|---|---|---|---|---|---|---|---|---|---|---|
| A | B | C | D | A | B | C | D | A | B | C | D | A | B | C | D |
| EC IMPORTS FROM CHINA | | | | | | | | | | | | | | | |
| TL | 1932666 | 0.7 | 100.0 | TL | 3848239 | 0.9 | 100.0 | TL | 5030559 | 1.4 | 100.0 | TL | 6456120 | 1.6 | 100.0 |
| M | 1027012 | 0.9 | 53.1 | M | 2193439 | 1.1 | 56.9 | M | 3538684 | 1.6 | 70.3 | M | 4825024 | 1.9 | 74.7 |
| 6 | 430434 | 1.1 | 22.2 | 2 | 938753 | 2.4 | 24.3 | 8 | 1842291 | 4.2 | 36.6 | 8 | 2605506 | 5.0 | 40.3 |
| 2 | 424049 | 1.4 | 21.9 | 8 | 891312 | 2.5 | 23.1 | 6 | 987241 | 1.9 | 19.6 | 6 | 1173091 | 1.9 | 18.1 |
| 8 | 395358 | 1.9 | 20.4 | 6 | 820754 | 1.7 | 21.3 | 2 | 708290 | 2.3 | 14.0 | 2 | 756816 | 2.1 | 11.7 |
| 0 | 333229 | 1.4 | 17.2 | 0 | 442100 | 1.3 | 11.4 | 0 | 604295 | 2.0 | 12.0 | 0 | 693315 | 2.2 | 10.7 |
| 5 | 185495 | 1.5 | 9.5 | 5 | 415119 | 1.8 | 10.7 | 5 | 425211 | 1.9 | 8.4 | 7 | 543931 | 0.4 | 8.4 |
| 3 | 113441 | 0.1 | 5.8 | 3 | 172000 | 0.1 | 4.4 | 7 | 283949 | 0.3 | 5.6 | 5 | 502500 | 2.0 | 7.7 |
| 7 | 15732 | 0.2 | 0.8 | 7 | 66271 | 0.1 | 1.7 | 3 | 71179 | 0.1 | 1.4 | 3 | 98559 | 0.2 | 1.5 |
| 9 | 16591 | 0.0 | 0.8 | 9 | 38336 | 2.1 | 0.9 | 9 | 59444 | 0.6 | 1.1 | 9 | 44096 | 0.3 | 0.6 |
| 4 | 11170 | 0.7 | 0.5 | 4 | 55976 | 0.4 | 1.4 | 4 | 41821 | 3.6 | 0.8 | 4 | 29314 | 2.0 | 0.4 |
| 1 | 7189 | 0.5 | 0.3 | 1 | 7656 | 0.3 | 0.1 | 1 | 6863 | 0.3 | 0.1 | 1 | 9012 | 0.4 | 0.1 |
| USA IMPORTS FROM CHINA | | | | | | | | | | | | | | | |
| TL | 816400 | 0.4 | 100.0 | TL | 5475353 | 1.1 | 100.0 | TL | 5938703 | 1.6 | 100.0 | TL | 7821624 | 2.0 | 100.0 |
| M | 554297 | 0.5 | 67.8 | M | 3619908 | 1.0 | 66.1 | M | 5005731 | 1.7 | 84.2 | M | 6658543 | 2.1 | 85.1 |
| 8 | 293663 | 1.6 | 35.9 | 8 | 2407094 | 3.6 | 43.9 | 8 | 3529362 | 6.0 | 59.4 | 8 | 4326234 | 6.9 | 55.3 |
| 6 | 175573 | 0.7 | 21.5 | 3 | 1365193 | 1.8 | 24.9 | 6 | 862241 | 1.7 | 14.5 | 6 | 1087759 | 1.9 | 13.9 |
| 3 | 106343 | 0.1 | 13.0 | 6 | 857494 | 1.3 | 15.6 | 3 | 455588 | 1.1 | 7.6 | 7 | 1031484 | 0.6 | 13.1 |
| 2 | 104727 | 1.3 | 12.8 | 5 | 229604 | 1.1 | 4.1 | 7 | 428767 | 0.2 | 7.2 | 0 | 430428 | 2.3 | 5.5 |
| 5 | 80679 | 1.2 | 9.8 | 0 | 225835 | 0.8 | 4.1 | 0 | 252117 | 1.3 | 4.2 | 3 | 421072 | 1.1 | 5.3 |
| 0 | 45828 | 0.3 | 5.6 | 2 | 196499 | 1.3 | 3.5 | 5 | 185363 | 1.2 | 3.1 | 5 | 213065 | 1.2 | 2.7 |
| 7 | 4381 | 0.0 | 0.5 | 7 | 125716 | 0.0 | 2.2 | 2 | 149115 | 1.3 | 2.5 | 2 | 180443 | 1.4 | 2.3 |
| 9 | 2373 | 0.0 | 0.2 | 9 | 56354 | 0.3 | 1.0 | 9 | 63006 | 0.5 | 1.0 | 9 | 114270 | 1.0 | 1.4 |
| 4 | 1516 | 0.3 | 0.1 | 1 | 9654 | 0.1 | 0.1 | 1 | 10065 | 0.2 | 0.1 | 1 | 13002 | 0.3 | 0.1 |
| 1 | 1316 | 0.0 | 0.1 | 4 | 1913 | 0.2 | 0.0 | 4 | 3082 | 0.5 | 0.0 | 4 | 3867 | 0.4 | 0.0 |
| JAPANESE IMPORTS FROM CHINA | | | | | | | | | | | | | | | |
| TL | 3039869 | 3.0 | 100.0 | TL | 8407229 | 5.0 | 100.0 | TL | 6360599 | 4.9 | 100.0 | TL | 8318377 | 5.2 | 100.0 |
| 3 | 1690208 | 3.4 | 55.6 | 3 | 3891278 | 5.3 | 46.2 | M | 2343091 | 4.5 | 36.8 | M | 3772858 | 5.3 | 45.3 |
| M | 651076 | 3.1 | 21.4 | M | 2032278 | 4.3 | 24.1 | 3 | 1836935 | 5.3 | 28.8 | 3 | 1818891 | 5.5 | 21.8 |
| 2 | 345394 | 2.0 | 11.3 | 0 | 1204853 | 6.2 | 14.3 | 0 | 1083199 | 6.0 | 17.0 | 8 | 1601003 | 9.3 | 19.2 |
| 0 | 326953 | 3.3 | 10.7 | 2 | 1052574 | 4.4 | 12.5 | 6 | 978697 | 6.5 | 15.3 | 6 | 1583328 | 6.9 | 19.0 |
| 6 | 288003 | 4.2 | 9.4 | 8 | 833290 | 9.3 | 9.9 | 8 | 969695 | 8.0 | 15.2 | 0 | 1475096 | 6.5 | 17.7 |
| 8 | 239990 | 6.3 | 7.8 | 6 | 829691 | 6.1 | 9.8 | 2 | 918147 | 4.7 | 14.4 | 2 | 1154642 | 4.7 | 13.8 |
| 5 | 120067 | 2.8 | 3.9 | 5 | 349149 | 3.3 | 4.1 | 5 | 347151 | 3.5 | 5.4 | 5 | 480280 | 4.0 | 5.7 |
| 9 | 15728 | 1.4 | 0.5 | 9 | 196442 | 4.0 | 2.3 | 9 | 149063 | 3.1 | 2.3 | 7 | 108247 | 0.5 | 1.3 |
| 4 | 6469 | 3.0 | 0.2 | 4 | 22400 | 5.2 | 0.2 | 7 | 47548 | 0.3 | 0.7 | 9 | 64729 | 1.2 | 0.7 |
| 1 | 4044 | 0.8 | 0.1 | 7 | 20148 | 0.1 | 0.2 | 1 | 18807 | 1.3 | 0.2 | 1 | 21534 | 1.1 | 0.2 |
| 7 | 3017 | 0.0 | 0.0 | 1 | 7405 | 0.7 | 0.0 | 4 | 11358 | 4.8 | 0.1 | 4 | 10628 | 3.4 | 0.1 |

EC IMPORTS FROM CHINA

| 1980 | | | | | 1985 | | | | | 1987 | | | | | 1987 | | | |
|---|---|---|---|---|---|---|---|---|---|---|---|---|---|---|---|---|---|---|
| A | B1 | C | D | E | A | B1 | C | D | E | A | B1 | C | D | E | A | B1 | C | D |
| 65 | 425211 | 5.2 | 15.5 | 15.5 | 65 | 472984 | 7.2 | 15.9 | 15.9 | 84 | 1070935 | 6.2 | 18.3 | 18.3 | 89423 | 220249 | 14.8 | 3.8 |
| 84 | 276940 | 2.9 | 10.1 | 25.5 | 84 | 388803 | 4.7 | 13.1 | 29.0 | 65 | 768086 | 7.0 | 13.1 | 31.4 | 05481 | 131367 | 11.9 | 2.2 |
| 26 | 247562 | 5.3 | 9.0 | 34.5 | 26 | 356610 | 8.0 | 12.0 | 41.1 | 89 | 640119 | 4.6 | 10.9 | 42.4 | 65214 | 126406 | 15.7 | 2.2 |
| 05 | 241865 | 3.3 | 8.8 | 43.3 | 89 | 160978 | 2.2 | 5.4 | 46.5 | 26 | 400488 | 8.3 | 6.8 | 49.2 | 89971 | 96540 | 56.5 | 1.6 |
| 89 | 170430 | 2.2 | 6.2 | 49.5 | 05 | 151209 | 2.5 | 5.1 | 51.6 | 05 | 342259 | 3.7 | 5.8 | 55.0 | 65921 | 88689 | 9.7 | 1.5 |
| 29 | 162288 | 10.9 | 5.9 | 55.4 | 29 | 113276 | 8.8 | 3.8 | 55.4 | 76 | 215129 | 1.6 | 3.7 | 58.7 | 89993 | 88263 | 47.3 | 1.5 |
| 33 | 131742 | 0.1 | 4.8 | 60.2 | 33 | 111359 | 0.1 | 3.8 | 59.2 | 69 | 179688 | 3.0 | 3.1 | 61.8 | 85104 | 83781 | 64.1 | 1.4 |
| 01 | 93632 | 3.1 | 3.4 | 63.6 | 51 | 106962 | 2.1 | 3.6 | 62.8 | 08 | 179038 | 3.8 | 3.1 | 64.8 | 05659 | 83049 | 32.8 | 1.4 |
| 51 | 78137 | 1.8 | 2.8 | 66.5 | 21 | 89704 | 5.7 | 3.0 | 65.8 | 29 | 164826 | 9.1 | 2.8 | 67.7 | 83109 | 82148 | 16.5 | 1.4 |
| 07 | 70012 | 0.8 | 2.5 | 69.0 | 07 | 78813 | 1.0 | 2.7 | 68.4 | 83 | 161737 | 13.2 | 2.8 | 70.4 | 08131 | 77888 | 3.7 | 1.3 |
| 21 | 65161 | 2.9 | 2.4 | 71.4 | 69 | 71821 | 2.0 | 2.4 | 70.9 | 51 | 155207 | 2.3 | 2.7 | 73.1 | 65843 | 72200 | 68.0 | 1.2 |
| 28 | 61535 | 0.6 | 2.2 | 73.6 | 54 | 71730 | 3.2 | 2.4 | 73.3 | 85 | 155027 | 6.2 | 2.6 | 75.7 | 84629 | 68555 | 8.1 | 1.2 |
| 59 | 56286 | 3.4 | 2.0 | 75.7 | 22 | 66867 | 1.7 | 2.3 | 75.5 | 52 | 104692 | 2.6 | 1.8 | 77.5 | 89422 | 68177 | 29.5 | 1.2 |
| 61 | 52361 | 3.7 | 1.9 | 77.6 | 85 | 63858 | 5.0 | 2.2 | 77.7 | 54 | 97858 | 2.6 | 1.7 | 79.2 | 29193 | 65807 | 24.0 | 1.1 |
| 69 | 50710 | 1.2 | 1.8 | 79.4 | 28 | 55637 | 0.7 | 1.9 | 79.6 | 22 | 97094 | 2.6 | 1.7 | 80.8 | 84293 | 65373 | 10.8 | 1.1 |
| 85 | 46315 | 3.3 | 1.7 | 81.1 | 08 | 44601 | 1.3 | 1.5 | 81.1 | 66 | 65471 | 0.8 | 1.1 | 82.0 | 85102 | 61178 | 3.0 | 1.0 |
| 54 | 44618 | 2.2 | 1.6 | 82.8 | 42 | 42652 | 3.0 | 1.4 | 82.5 | | | | | | 84393 | 60455 | 7.0 | 1.0 |
| 27 | 40580 | 1.2 | 1.5 | 84.2 | 27 | 38859 | 1.7 | 1.3 | 83.8 | | | | | | 84222 | 56608 | 38.7 | 1.0 |
| 68 | 36038 | 0.3 | 1.3 | 85.5 | 83 | 38474 | 6.9 | 1.3 | 85.1 | | | | | | 84294 | 55330 | 9.2 | 0.9 |
| 52 | 31669 | 0.8 | 1.2 | 86.7 | 52 | 36741 | 1.2 | 1.2 | 86.3 | | | | | | 84394 | 49751 | 9.5 | 0.9 |
| 82 | 30927 | 2.2 | 1.1 | 87.8 | 59 | 30371 | 1.7 | 1.0 | 87.4 | | | | | | 29192 | 49048 | 92.2 | 0.8 |
| 32 | 29596 | 0.6 | 1.1 | 88.9 | 01 | 29906 | 1.4 | 1.0 | 88.4 | | | | | | 69402 | 46771 | 8.6 | 0.8 |
| 55 | 27927 | 4.4 | 1.0 | 89.9 | | | | | | | | | | | 08133 | 46290 | 58.5 | 0.8 |
| | | | | | | | | | | | | | | | 51569 | 40307 | 2.4 | 0.7 |
| 054 | 147395 | 7.7 | 5.4 | 5.4 | 268 | 172818 | 9.8 | 5.8 | 5.8 | 894 | 339842 | 10.6 | 5.8 | 5.8 | 83102 | 38524 | 10.8 | 0.7 |
| 291 | 143240 | 23.8 | 5.2 | 10.6 | 261 | 160550 | 88.1 | 5.4 | 11.2 | 843 | 264095 | 6.5 | 4.5 | 10.3 | 08136 | 38360 | 78.2 | 0.7 |
| 268 | 132569 | 7.3 | 4.8 | 15.4 | 658 | 130084 | 21.6 | 4.4 | 15.6 | 842 | 262907 | 7.2 | 4.5 | 14.8 | 84592 | 37958 | 9.3 | 0.6 |
| 658 | 127850 | 14.6 | 4.7 | 20.0 | 652 | 126736 | 9.6 | 4.3 | 19.9 | 658 | 239231 | 22.3 | 4.1 | 18.9 | 84232 | 34848 | 3.2 | 0.6 |
| 899 | 122937 | 10.6 | 4.5 | 24.5 | 842 | 102342 | 5.8 | 3.4 | 23.3 | 899 | 234979 | 13.8 | 4.0 | 22.9 | 83101 | 32797 | 12.2 | 0.6 |
| 848 | 122732 | 10.6 | 4.5 | 29.0 | 333 | 97920 | 0.2 | 3.3 | 26.6 | 054 | 204131 | 8.6 | 3.5 | 26.4 | 52259 | 32069 | 15.6 | 0.5 |
| 652 | 120148 | 7.4 | 4.4 | 33.4 | 291 | 96537 | 20.7 | 3.3 | 29.9 | 081 | 179038 | 3.8 | 3.1 | 29.5 | 59814 | 31566 | 45.8 | 0.5 |
| 261 | 99133 | 85.9 | 3.6 | 37.0 | 899 | 92292 | 9.7 | 3.1 | 33.0 | 848 | 172120 | 8.1 | 2.9 | 32.4 | 88511 | 29576 | 2.0 | 0.5 |
| 334 | 93608 | 0.6 | 3.4 | 40.4 | 848 | 82539 | 8.4 | 2.8 | 35.8 | 261 | 163424 | 87.8 | 2.8 | 35.2 | 84831 | 27764 | 11.0 | 0.5 |
| 011 | 92194 | 3.6 | 3.4 | 43.7 | 843 | 76787 | 3.7 | 2.6 | 38.4 | 831 | 161737 | 13.2 | 2.8 | 38.0 | 65898 | 27621 | 33.3 | 0.5 |
| 659 | 78488 | 5.6 | 2.9 | 46.6 | 054 | 74485 | 5.0 | 2.5 | 40.9 | 851 | 155027 | 6.2 | 2.6 | 40.6 | 01189 | 26790 | 13.4 | 0.5 |
| 056 | 65817 | 14.6 | 2.4 | 49.0 | 541 | 71730 | 3.2 | 2.4 | 43.3 | 652 | 153980 | 7.7 | 2.6 | 43.2 | 89425 | 26136 | 15.6 | 0.4 |
| 287 | 59126 | 1.4 | 2.2 | 51.1 | 659 | 70842 | 10.3 | 2.4 | 45.7 | 762 | 145747 | 5.7 | 2.5 | 45.7 | 69539 | 25473 | 9.5 | 0.4 |
| 074 | 55683 | 8.4 | 2.0 | 53.1 | 851 | 63858 | 5.0 | 2.2 | 47.8 | 291 | 141047 | 21.7 | 2.4 | 48.1 | 84411 | 25423 | 2.8 | 0.4 |
| 598 | 51599 | 4.4 | 1.9 | 55.0 | 074 | 63218 | 10.4 | 2.1 | 50.0 | 845 | 132165 | 3.8 | 2.3 | 50.4 | 54133 | 25249 | 17.0 | 0.4 |
| 211 | 46928 | 5.3 | 1.7 | 56.7 | 211 | 59538 | 6.0 | 2.0 | 52.0 | 659 | 125881 | 9.8 | 2.2 | 52.5 | 84359 | 24323 | 29.2 | 0.4 |
| 851 | 46315 | 3.3 | 1.7 | 58.4 | 654 | 57603 | 18.4 | 1.9 | 53.9 | 268 | 118801 | 5.8 | 2.0 | 54.6 | 84721 | 23945 | 17.4 | 0.4 |
| 842 | 45619 | 2.1 | 1.7 | 60.1 | 287 | 55395 | 1.8 | 1.9 | 55.8 | 263 | 112547 | 6.4 | 1.9 | 56.5 | 27824 | 23872 | 19.4 | 0.4 |
| 541 | 44618 | 2.2 | 1.6 | 61.7 | 894 | 55110 | 3.7 | 1.9 | 57.6 | 654 | 103725 | 21.3 | 1.8 | 58.3 | 84313 | 23156 | 7.5 | 0.4 |
| 613 | 43808 | 15.7 | 1.6 | 63.3 | 056 | 53472 | 16.8 | 1.8 | 59.4 | 056 | 100333 | 22.6 | 1.7 | 60.0 | 65845 | 22420 | 11.9 | 0.4 |
| 654 | 40981 | 13.2 | 1.5 | 64.8 | 515 | 48514 | 3.6 | 1.6 | 61.1 | 846 | 99397 | 5.2 | 1.7 | 61.7 | 65224 | 22311 | 2.3 | 0.4 |

A: SITC Rev2 codes; B: 000 ECU; B1: 000 US$; C: % of total EC sectoral imports; D: % of total EC bilateral imports; E: cumulative % of total EC bilateral imports; TL: total trade; M: manufactures: SITC 5+6+7+8.

EC IMPORTS FROM CHINA (continued)

| 1980 A | B1 | C | D | E | 1985 A | B1 | C | D | E | 1987 A | B1 | C | D | E | 1987 A | B1 | C | D |
|---|---|---|---|---|---|---|---|---|---|---|---|---|---|---|---|---|---|---|
| 278 | 37661 | 3.1 | 1.4 | 66.2 | 222 | 47259 | 1.3 | 1.6 | 62.7 | | | | | | 84843 | 21530 | 27.7 | 0.4 |
| 333 | 35092 | 0.0 | 1.3 | 67.4 | 081 | 44601 | 1.3 | 1.5 | 64.2 | | | | | | 65166 | 21159 | 20.6 | 0.4 |
| 515 | 34926 | 3.1 | 1.3 | 68.7 | 423 | 39661 | 10.3 | 1.3 | 65.5 | | | | | | 84312 | 20645 | 9.1 | 0.4 |
| 844 | 31329 | 3.1 | 1.1 | 69.8 | 651 | 38687 | 2.1 | 1.3 | 66.8 | | | | | | 28731 | 19938 | 5.8 | 0.3 |
| 821 | 30927 | 2.2 | 1.1 | 71.0 | 831 | 38474 | 6.9 | 1.3 | 68.1 | | | | | | 84342 | 19620 | 9.3 | 0.3 |
| 322 | 29596 | 0.6 | 1.1 | 72.0 | 278 | 37937 | 5.0 | 1.3 | 69.4 | | | | | | 29196 | 19549 | 18.4 | 0.3 |
| 653 | 37841 | 4.0 | 1.3 | 70.7 | | | | | | | | | | | | | | |
| 845 | 35616 | 2.4 | 1.2 | 71.9 | | | | | | | | | | | | | | |
| 844 | 32251 | 4.1 | 1.1 | 72.9 | | | | | | | | | | | | | | |
| 847 | 30176 | 8.3 | 1.0 | 74.0 | | | | | | | | | | | | | | |
| 212 | 30166 | 5.2 | 1.0 | 75.0 | | | | | | | | | | | | | | |

| 1980 A | B | C | D | 1985 A | B | C | D | 1987 A | B | C | D | 1988 A | B | C | D |
|---|---|---|---|---|---|---|---|---|---|---|---|---|---|---|---|
| EC IMPORTS FROM HONG KONG | | | | | | | | | | | | | | | |
| TL | 3731497 | 1.4 | 100.0 | TL | 5171008 | 1.3 | 100.0 | TL | 6354163 | 1.8 | 100.0 | TL | 7336981 | 1.9 | 100.0 |
| M | 3433520 | 3.0 | 92.0 | M | 4966508 | 2.5 | 96.0 | M | 6202597 | 2.9 | 97.6 | M | 7164946 | 2.8 | 97.6 |
| 8 | 2538524 | 12.2 | 68.0 | 8 | 3397160 | 9.4 | 65.6 | 8 | 4103626 | 9.3 | 64.5 | 8 | 4636706 | 9.0 | 63.1 |
| 7 | 490588 | 1.2 | 13.1 | 7 | 1124962 | 1.4 | 21.7 | 7 | 1603162 | 1.7 | 25.2 | 7 | 1915474 | 1.7 | 26.1 |
| 6 | 399874 | 1.0 | 10.7 | 6 | 432067 | 0.9 | 8.3 | 6 | 470583 | 0.9 | 7.4 | 6 | 572190 | 0.9 | 7.7 |
| 9 | 205437 | 2.5 | 5.5 | 2 | 104542 | 0.3 | 2.0 | 9 | 67762 | 0.7 | 1.0 | 9 | 72841 | 0.5 | 0.9 |
| 2 | 77502 | 0.3 | 2.0 | 9 | 67842 | 0.6 | 1.3 | 2 | 51671 | 0.2 | 0.8 | 2 | 63265 | 0.1 | 0.8 |
| 0 | 14624 | 0.1 | 0.3 | 0 | 28694 | 0.1 | 0.5 | 0 | 30674 | 0.1 | 0.4 | 5 | 40581 | 0.1 | 0.5 |
| 5 | 4540 | 0.0 | 0.1 | 5 | 12331 | 0.1 | 0.2 | 5 | 25233 | 0.1 | 0.3 | 0 | 33835 | 0.1 | 0.4 |
| 4 | 221 | 0.0 | 0.0 | 1 | 2296 | 0.1 | 0.0 | 1 | 479 | 0.1 | 0.0 | 1 | 1120 | 0.0 | 0.0 |
| 1 | 126 | 0.0 | 0.0 | 3 | 264 | 0.0 | 0.0 | 3 | 280 | 0.0 | 0.0 | 4 | 757 | 0.0 | 0.0 |
| 3 | 76 | 0.0 | 0.0 | 4 | 882 | 0.0 | 0.0 | 4 | 719 | 0.0 | 0.0 | 3 | 231 | 0.0 | 0.0 |
| USA IMPORTS FROM HONG KONG | | | | | | | | | | | | | | | |
| TL | 3533974 | 1.9 | 100.0 | TL | 11659672 | 2.4 | 100.0 | TL | 9015008 | 2.4 | 100.0 | TL | 9120886 | 2.3 | 100.0 |
| M | 3359752 | 3.6 | 95.0 | M | 11295986 | 3.3 | 96.8 | M | 8734037 | 3.1 | 96.8 | M | 8807926 | 2.8 | 96.5 |
| 8 | 2358225 | 13.4 | 66.7 | 8 | 7626176 | 11.4 | 65.4 | 8 | 5850191 | 9.9 | 64.8 | 8 | 5658960 | 9.1 | 62.0 |
| 7 | 747487 | 1.6 | 21.1 | 7 | 2894272 | 1.5 | 24.8 | 7 | 2244513 | 1.4 | 24.8 | 7 | 2490371 | 1.4 | 27.3 |
| 6 | 249713 | 1.0 | 7.0 | 6 | 749065 | 1.1 | 6.4 | 6 | 612495 | 1.2 | 6.7 | 6 | 628551 | 1.1 | 6.8 |
| 9 | 119003 | 2.4 | 3.3 | 9 | 222926 | 1.5 | 1.9 | 9 | 160096 | 1.4 | 1.7 | 9 | 188988 | 1.7 | 2.0 |
| 0 | 42372 | 0.3 | 1.1 | 0 | 113688 | 0.4 | 0.9 | 0 | 92220 | 0.4 | 1.0 | 0 | 93164 | 0.5 | 1.0 |
| 2 | 10459 | 0.1 | 0.2 | 2 | 22227 | 0.1 | 0.1 | 5 | 26839 | 0.1 | 0.2 | 5 | 30044 | 0.1 | 0.3 |
| 5 | 4327 | 0.0 | 0.1 | 5 | 26474 | 0.1 | 0.2 | 2 | 24553 | 0.2 | 0.2 | 2 | 26318 | 0.2 | 0.2 |
| 3 | 1850 | 0.0 | 0.0 | 1 | 3330 | 0.0 | 0.0 | 1 | 3249 | 0.0 | 0.0 | 1 | 3480 | 0.0 | 0.0 |
| 1 | 397 | 0.0 | 0.0 | 4 | 1476 | 0.1 | 0.0 | 4 | 819 | 0.1 | 0.0 | 4 | 986 | 0.1 | 0.0 |
| 4 | 142 | 0.0 | 0.0 | 3 | 39 | 0.0 | 0.0 | 3 | 34 | 0.0 | 0.0 | 3 | 26 | 0.0 | 0.0 |
| JAPANESE IMPORTS FROM HONG KONG | | | | | | | | | | | | | | | |
| TL | 400312 | 0.4 | 100.0 | TL | 994826 | 0.5 | 100.0 | TL | 1341062 | 1.0 | 100.0 | TL | 1779299 | 1.1 | 100.0 |
| M | 296540 | 1.4 | 74.0 | M | 722985 | 1.5 | 72.6 | M | 1062331 | 2.0 | 79.2 | M | 1357277 | 1.9 | 76.2 |
| 8 | 203472 | 5.3 | 50.8 | 8 | 531272 | 5.9 | 53.4 | 8 | 770013 | 6.3 | 57.4 | 8 | 923975 | 5.4 | 51.9 |
| 6 | 64755 | 0.9 | 16.1 | 9 | 116904 | 2.3 | 11.7 | 6 | 148502 | 0.9 | 11.0 | 6 | 219765 | 0.9 | 12.3 |
| 0 | 47466 | 0.4 | 11.8 | 6 | 95738 | 0.7 | 9.6 | 7 | 116779 | 0.8 | 8.7 | 7 | 191949 | 0.9 | 10.7 |
| 2 | 36637 | 0.2 | 9.1 | 0 | 91264 | 0.4 | 9.1 | 9 | 106854 | 2.2 | 7.9 | 9 | 184298 | 3.5 | 10.3 |
| 9 | 19646 | 1.8 | 4.9 | 2 | 63466 | 0.2 | 6.3 | 0 | 96588 | 0.5 | 7.2 | 0 | 122531 | 0.5 | 6.8 |
| 7 | 18682 | 0.3 | 4.6 | 7 | 60195 | 0.4 | 6.0 | 2 | 71791 | 0.3 | 5.3 | 2 | 112490 | 0.4 | 6.3 |
| 5 | 9631 | 0.2 | 2.4 | 5 | 35780 | 0.3 | 3.5 | 5 | 27039 | 0.2 | 2.0 | 5 | 21589 | 0.1 | 1.2 |
| 3 | 23 | 0.0 | 0.0 | 1 | 122 | 0.0 | 0.0 | 1 | 3340 | 0.2 | 0.2 | 1 | 2232 | 0.1 | 0.1 |
| | | | | 3 | 81 | 0.0 | 0.0 | 4 | 99 | 0.0 | 0.0 | 4 | 389 | 0.1 | 0.0 |
| | | | | 4 | 4 | 0.0 | 0.0 | 3 | 58 | 0.0 | 0.0 | 3 | 82 | 0.0 | 0.0 |

EC IMPORTS FROM HONG KONG

| 1980 A | B1 | C | D | E | 1985 A | B1 | C | D | E | 1987 A | B1 | C | D | E | 1987 A | B1 | C | D |
|---|---|---|---|---|---|---|---|---|---|---|---|---|---|---|---|---|---|---|
| 84 | 2086382 | 21.8 | 39.3 | 39.3 | 84 | 1540483 | 18.5 | 38.6 | 38.6 | 84 | 2752008 | 15.9 | 37.2 | 37.2 | 88511 | 383850 | 25.3 | 5.2 |
| 89 | 717985 | 9.5 | 13.5 | 52.8 | 89 | 582910 | 7.9 | 14.6 | 53.3 | 89 | 1037693 | 7.5 | 14.0 | 51.3 | 89423 | 300816 | 20.2 | 4.1 |
| 88 | 553496 | 12.1 | 10.4 | 63.3 | 88 | 303533 | 8.1 | 7.6 | 60.9 | 76 | 758201 | 5.5 | 10.3 | 61.5 | 84232 | 265664 | 24.5 | 3.6 |
| 76 | 329397 | 4.8 | 6.2 | 69.5 | 77 | 273034 | 2.4 | 6.8 | 67.7 | 88 | 614762 | 9.9 | 8.3 | 69.8 | 84393 | 192986 | 22.2 | 2.6 |
| 77 | 233825 | 2.6 | 4.4 | 73.9 | 75 | 259934 | 2.0 | 6.5 | 74.2 | 77 | 498356 | 2.8 | 6.7 | 76.6 | 84411 | 191987 | 21.4 | 2.6 |
| 97 | 200617 | 4.0 | 3.8 | 77.7 | 76 | 233663 | 3.3 | 5.9 | 80.1 | 75 | 495109 | 2.3 | 6.7 | 83.3 | 84512 | 146457 | 24.3 | 2.0 |
| 65 | 195464 | 2.4 | 3.7 | 81.3 | 65 | 129602 | 2.0 | 3.3 | 83.3 | 65 | 206896 | 1.9 | 2.8 | 86.1 | 84293 | 137414 | 22.8 | 1.9 |
| 66 | 169915 | 1.6 | 3.2 | 84.5 | 83 | 89422 | 16.1 | 2.2 | 85.6 | 83 | 170197 | 13.9 | 2.3 | 88.4 | 84352 | 119630 | 34.9 | 1.6 |
| 83 | 133384 | 21.3 | 2.5 | 87.0 | 69 | 87358 | 2.5 | 2.2 | 87.8 | 69 | 151918 | 2.6 | 2.1 | 90.4 | 84629 | 117393 | 14.0 | 1.6 |
| 69 | 122314 | 2.8 | 2.3 | 89.4 | 66 | 86693 | 1.7 | 2.2 | 90.0 | 66 | 132475 | 1.6 | 1.8 | 92.2 | 84513 | 110690 | 16.5 | 1.5 |
| 28 | 88608 | 0.8 | 1.7 | 91.0 | 71 | 71464 | 1.3 | 1.8 | 91.7 | 85 | 86987 | 3.5 | 1.2 | 93.4 | 84511 | 108406 | 31.4 | 1.5 |
| 75 | 82593 | 1.1 | 1.6 | 92.6 | 28 | 54295 | 0.7 | 1.4 | 93.1 | | | | | | 84593 | 90698 | 18.3 | 1.2 |
| 85 | 63584 | 4.5 | 1.2 | 93.8 | 85 | 52683 | 4.1 | 1.3 | 94.4 | | | | | | 84412 | 90315 | 29.5 | 1.2 |
| 68 | 57810 | 0.4 | 1.1 | 94.9 | | | | | | | | | | | 84294 | 83196 | 13.9 | 1.1 |
| 96 | 55292 | 2.8 | 1.0 | 95.9 | | | | | | | | | | | 66729 | 80807 | 4.3 | 1.1 |
| | | | | | | | | | | | | | | | 75121 | 79750 | 21.0 | 1.1 |

A: SITC Rev2 codes; B: 000 ECU; B1: 000 US$; C: % of total EC sectoral imports; D: % of total EC bilateral imports; E: cumulative % of total EC bilateral imports; TL: total trade; M: manufactures: SITC 5+6+7+8.

EC IMPORTS FROM HONG KONG (continued)

| 1980 | | | | | 1985 | | | | | 1987 | | | | | 1987 | | | |
|---|---|---|---|---|---|---|---|---|---|---|---|---|---|---|---|---|---|---|
| A | B1 | C | D | E | A | B1 | C | D | E | A | B1 | C | D | E | A | B1 | C | D |
| 843 | 511479 | 24.4 | 9.6 | 9.6 | 843 | 438080 | 21.2 | 11.0 | 11.0 | 843 | 719808 | 17.7 | 9.7 | 9.7 | 84394 | 76507 | 14.6 | 1.0 |
| 885 | 493003 | 28.9 | 9.3 | 18.9 | 842 | 327446 | 18.4 | 8.2 | 19.2 | 845 | 662345 | 19.3 | 9.0 | 18.7 | 76381 | 74850 | 3.5 | 1.0 |
| 842 | 446329 | 21.0 | 8.4 | 27.3 | 845 | 313243 | 21.5 | 7.9 | 27.1 | 842 | 576601 | 15.7 | 7.8 | 26.5 | 77583 | 74162 | 73.6 | 1.0 |
| 845 | 388258 | 23.7 | 7.3 | 34.6 | 894 | 255842 | 17.3 | 6.4 | 33.5 | 885 | 502172 | 23.9 | 6.8 | 33.3 | 84621 | 71235 | 24.2 | 1.0 |
| 894 | 345617 | 17.5 | 6.5 | 41.2 | 885 | 245878 | 20.3 | 6.2 | 39.6 | 894 | 457311 | 14.3 | 6.2 | 39.5 | 88111 | 70193 | 8.9 | 0.9 |
| 844 | 287252 | 28.6 | 5.4 | 46.6 | 844 | 187734 | 24.1 | 4.7 | 44.3 | 762 | 367701 | 14.3 | 5.0 | 44.4 | 89399 | 69921 | 6.4 | 0.9 |
| 762 | 253620 | 16.5 | 4.8 | 51.4 | 846 | 159107 | 17.4 | 4.0 | 48.3 | 844 | 333512 | 23.1 | 4.5 | 49.0 | 83109 | 69539 | 14.0 | 0.9 |
| 846 | 215833 | 19.6 | 4.1 | 55.4 | 752 | 140037 | 2.0 | 3.5 | 51.8 | 846 | 287387 | 15.1 | 3.9 | 52.8 | 89831 | 65929 | 5.1 | 0.9 |
| 971 | 200617 | 4.0 | 3.8 | 59.2 | 762 | 127839 | 10.2 | 3.2 | 55.1 | 752 | 271917 | 2.2 | 3.7 | 56.5 | 89424 | 65330 | 16.5 | 0.9 |
| 848 | 173005 | 14.9 | 3.3 | 62.5 | 776 | 111443 | 2.6 | 2.8 | 57.8 | 831 | 170197 | 13.9 | 2.3 | 58.8 | 84351 | 65318 | 21.4 | 0.9 |
| 667 | 154466 | 1.7 | 2.9 | 65.4 | 831 | 89422 | 16.1 | 2.2 | 60.1 | 775 | 165978 | 8.9 | 2.2 | 61.1 | 89211 | 64899 | 9.3 | 0.9 |
| 899 | 150279 | 12.9 | 2.8 | 68.2 | 899 | 87058 | 9.1 | 2.2 | 62.3 | 776 | 156904 | 2.5 | 2.1 | 63.2 | 89993 | 62909 | 33.7 | 0.9 |
| 831 | 133384 | 21.3 | 2.5 | 70.7 | 759 | 84632 | 1.9 | 2.1 | 64.4 | 751 | 146917 | 7.3 | 2.0 | 65.2 | 76388 | 61513 | 6.4 | 0.8 |
| 776 | 98739 | 3.3 | 1.9 | 72.6 | 667 | 77200 | 2.2 | 1.9 | 66.3 | 763 | 138903 | 3.8 | 1.9 | 67.1 | 75182 | 59406 | 6.7 | 0.8 |
| 289 | 82683 | 6.2 | 1.6 | 74.1 | 897 | 75891 | 13.6 | 1.9 | 68.2 | 897 | 130566 | 13.2 | 1.8 | 68.8 | 83101 | 57418 | 21.4 | 0.8 |
| 652 | 78288 | 4.8 | 1.5 | 75.6 | 848 | 75079 | 7.6 | 1.9 | 70.1 | 899 | 128829 | 7.6 | 1.7 | 70.6 | 84592 | 52814 | 12.9 | 0.7 |
| 893 | 66109 | 7.5 | 1.2 | 76.9 | 893 | 69571 | 7.1 | 1.7 | 71.9 | 764 | 127668 | 2.0 | 1.7 | 72.3 | 89422 | 46632 | 20.2 | 0.6 |
| 847 | 64228 | 14.7 | 1.2 | 78.1 | 775 | 66923 | 7.3 | 1.7 | 73.5 | 893 | 123966 | 6.8 | 1.7 | 74.0 | 88512 | 42922 | 59.5 | 0.6 |
| 851 | 63584 | 4.5 | 1.2 | 79.3 | 652 | 56277 | 4.3 | 1.4 | 75.0 | 761 | 123929 | 8.6 | 1.7 | 75.6 | 89731 | 40493 | 7.6 | 0.5 |
| 892 | 62168 | 6.7 | 1.2 | 80.4 | 764 | 56112 | 1.9 | 1.4 | 76.4 | 848 | 112738 | 5.3 | 1.5 | 77.2 | 65341 | 38560 | 8.4 | 0.5 |
| 697 | 58408 | 11.8 | 1.1 | 81.5 | 851 | 52683 | 4.1 | 1.3 | 77.7 | 667 | 106749 | 1.8 | 1.4 | 78.6 | 84359 | 38243 | 45.9 | 0.5 |
| 961 | 55292 | 2.8 | 1.0 | 82.6 | 892 | 50943 | 5.5 | 1.3 | 79.0 | | | | | | 85101 | 38147 | 11.2 | 0.5 |
| 775 | 54174 | 6.6 | 1.0 | 83.6 | 881 | 45635 | 6.0 | 1.1 | 80.1 | | | | | | 85102 | 37528 | 1.9 | 0.5 |
| 897 | 54140 | 10.9 | 1.0 | 84.6 | 714 | 41428 | 1.4 | 1.0 | 81.1 | | | | | | 65224 | 37283 | 3.8 | 0.5 |
| 681 | 54082 | 1.7 | 1.0 | 85.6 | 778 | 41004 | 1.7 | 1.0 | 82.2 | | | | | | 84721 | 36505 | 26.5 | 0.5 |
| 289 | 39968 | 8.0 | 1.0 | 83.2 | | | | | | | | | | | 83102 | 36323 | 10.1 | 0.5 |
| | | | | | | | | | | | | | | | 84519 | 36060 | 32.7 | 0.5 |
| | | | | | | | | | | | | | | | 84342 | 35282 | 16.7 | 0.5 |
| | | | | | | | | | | | | | | | 84312 | 35277 | 15.5 | 0.5 |
| | | | | | | | | | | | | | | | 84651 | 32365 | 17.9 | 0.4 |
| | | | | | | | | | | | | | | | 69741 | 31815 | 14.0 | 0.4 |
| | | | | | | | | | | | | | | | 89425 | 29581 | 17.6 | 0.4 |
| | | | | | | | | | | | | | | | 81243 | 29225 | 56.0 | 0.4 |
| | | | | | | | | | | | | | | | 76499 | 28885 | 2.7 | 0.4 |
| | | | | | | | | | | | | | | | 65214 | 27999 | 3.5 | 0.4 |

| 1980 | | | | 1985 | | | | 1987 | | | | 1988 | | | |
|---|---|---|---|---|---|---|---|---|---|---|---|---|---|---|---|
| A | B | C | D | A | B | C | D | A | B | C | D | A | B | C | D |
| EC IMPORTS FROM INDIA | | | | | | | | | | | | | | | |
| TL | 1777478 | 0.6 | 100.0 | TL | 2976842 | 0.7 | 100.0 | TL | 2797046 | 0.8 | 100.0 | TL | 3261600 | 0.8 | 100.0 |
| M | 1235392 | 1.0 | 69.5 | M | 1854599 | 0.9 | 62.3 | M | 2247607 | 1.0 | 80.3 | M | 2659440 | 1.0 | 81.5 |
| 6 | 775099 | 2.0 | 43.6 | 6 | 1138328 | 2.3 | 38.2 | 6 | 1270873 | 2.5 | 45.4 | 6 | 1526094 | 2.4 | 46.7 |
| 8 | 383147 | 1.8 | 21.5 | 8 | 557524 | 1.6 | 18.7 | 8 | 788560 | 1.8 | 28.1 | 8 | 896198 | 1.7 | 27.4 |
| 0 | 349911 | 1.4 | 19.6 | 3 | 454155 | 0.4 | 15.2 | 0 | 331217 | 1.1 | 11.8 | 0 | 370298 | 1.1 | 11.3 |
| 2 | 99274 | 0.3 | 5.5 | 0 | 354522 | 1.0 | 11.9 | 2 | 147132 | 0.5 | 5.2 | 2 | 183744 | 0.5 | 5.6 |
| 7 | 48409 | 0.1 | 2.7 | 2 | 182444 | 0.5 | 6.1 | 7 | 95560 | 0.1 | 3.4 | 5 | 122920 | 0.4 | 3.7 |
| 1 | 43766 | 2.7 | 2.4 | 7 | 102303 | 0.1 | 3.4 | 5 | 92622 | 0.4 | 3.3 | 7 | 114235 | 0.1 | 3.5 |
| 5 | 28743 | 0.2 | 1.6 | 4 | 65454 | 2.5 | 2.1 | 1 | 29569 | 1.4 | 1.0 | 9 | 24339 | 0.1 | 0.7 |
| 4 | 19051 | 1.3 | 1.0 | 5 | 56452 | 0.3 | 1.8 | 9 | 15797 | 0.2 | 0.5 | 1 | 18786 | 0.9 | 0.5 |
| 3 | 17479 | 0.0 | 0.9 | 1 | 49833 | 1.8 | 1.6 | 3 | 13385 | 0.0 | 0.4 | 3 | 2364 | 0.1 | 0.0 |
| 9 | 12619 | 0.2 | 0.7 | 9 | 15870 | 0.2 | 0.5 | 4 | 12350 | 1.1 | 0.4 | 4 | 2640 | 0.0 | 0.0 |
| USA IMPORTS FROM INDIA | | | | | | | | | | | | | | | |
| TL | 850294 | 0.4 | 100.0 | TL | 3211563 | 0.6 | 100.0 | TL | 2342122 | 0.6 | 100.0 | TL | 2672707 | 0.6 | 100.0 |
| M | 630557 | 0.6 | 74.1 | M | 1946790 | 0.5 | 60.6 | M | 1696077 | 0.6 | 72.4 | M | 2108440 | 0.6 | 78.8 |
| 6 | 417536 | 1.7 | 49.1 | 6 | 1273914 | 1.9 | 39.6 | 6 | 1081080 | 2.2 | 46.1 | 6 | 1387701 | 2.5 | 51.9 |
| 8 | 147826 | 0.8 | 17.3 | 3 | 733756 | 1.0 | 22.8 | 8 | 536739 | 0.9 | 22.9 | 8 | 599809 | 0.9 | 22.4 |
| 0 | 103401 | 0.8 | 12.1 | 8 | 564144 | 0.8 | 17.5 | 0 | 298415 | 1.5 | 12.7 | 3 | 214638 | 0.5 | 8.0 |
| 2 | 86520 | 1.0 | 10.1 | 0 | 338585 | 1.2 | 10.5 | 3 | 264867 | 0.6 | 11.3 | 0 | 190726 | 1.0 | 7.1 |
| 7 | 52031 | 0.1 | 6.1 | 2 | 159077 | 1.0 | 4.9 | 2 | 65743 | 0.6 | 2.8 | 2 | 138086 | 1.1 | 5.1 |
| 3 | 19969 | 0.0 | 2.3 | 7 | 71771 | 0.0 | 2.2 | 7 | 38770 | 0.0 | 1.6 | 7 | 62225 | 0.0 | 2.3 |
| 5 | 13164 | 0.2 | 1.5 | 5 | 36963 | 0.1 | 1.1 | 5 | 39490 | 0.2 | 1.6 | 5 | 58706 | 0.3 | 2.1 |
| 9 | 4865 | 0.1 | 0.5 | 9 | 20785 | 0.1 | 0.6 | 9 | 14851 | 0.1 | 0.6 | 9 | 18418 | 0.1 | 0.6 |
| 4 | 3619 | 0.8 | 0.4 | 4 | 11146 | 1.1 | 0.3 | 1 | 961 | 0.0 | 0.0 | 4 | 1535 | 0.1 | 0.0 |
| 1 | 1365 | 0.0 | 0.1 | 1 | 1425 | 0.0 | 0.0 | 4 | 1207 | 0.2 | 0.0 | 1 | 865 | 0.0 | 0.0 |
| JAPANESE IMPORTS FROM INDIA | | | | | | | | | | | | | | | |
| TL | 713200 | 0.7 | 100.0 | TL | 1541473 | 0.9 | 100.0 | TL | 1314893 | 1.0 | 100.0 | TL | 1522465 | 0.9 | 100.0 |
| 2 | 405134 | 2.3 | 56.8 | 2 | 697970 | 2.9 | 45.2 | 2 | 498635 | 2.5 | 37.9 | M | 673628 | 0.9 | 44.2 |
| 0 | 168040 | 1.7 | 23.5 | 0 | 380194 | 1.9 | 24.6 | M | 413872 | 0.8 | 31.4 | 6 | 605687 | 2.6 | 39.7 |
| M | 124775 | 0.6 | 17.4 | M | 352681 | 0.7 | 22.8 | 6 | 366249 | 2.4 | 27.8 | 2 | 513348 | 2.1 | 33.7 |
| 6 | 93026 | 1.3 | 13.0 | 6 | 281933 | 2.0 | 18.2 | 0 | 298255 | 1.6 | 22.6 | 0 | 271953 | 1.1 | 17.8 |
| 8 | 21274 | 0.5 | 2.9 | 3 | 93442 | 0.1 | 6.0 | 3 | 91183 | 0.2 | 6.9 | 3 | 38911 | 0.1 | 2.5 |
| 5 | 9144 | 0.2 | 1.2 | 8 | 49765 | 0.5 | 3.2 | 8 | 30582 | 0.2 | 2.3 | 8 | 46371 | 0.2 | 3.0 |
| 4 | 7389 | 3.4 | 1.0 | 5 | 11389 | 0.1 | 0.7 | 5 | 14312 | 0.1 | 1.0 | 9 | 21044 | 0.3 | 1.3 |
| 1 | 6798 | 1.3 | 0.9 | 4 | 11116 | 2.6 | 0.7 | 4 | 6970 | 2.9 | 0.5 | 5 | 18469 | 0.1 | 1.2 |
| 7 | 1332 | 0.0 | 0.1 | 7 | 9595 | 0.0 | 0.6 | 9 | 4796 | 0.1 | 0.3 | 7 | 3101 | 0.0 | 0.2 |
| 9 | 1056 | 0.0 | 0.1 | 9 | 3946 | 0.0 | 0.2 | 7 | 2730 | 0.0 | 0.2 | 4 | 2603 | 0.8 | 0.1 |
| 3 | 9 | 0.0 | 0.0 | 1 | 2127 | 0.2 | 0.1 | 1 | 1184 | 0.0 | 0.0 | 1 | 980 | 0.0 | 0.0 |

A: SITC Rev2 codes; B: 000 ECU; B1: 000 US$; C: % of total EC sectoral imports; D: % of total EC bilateral imports; E: cumulative % of total EC bilateral imports; TL: total trade; M: manufactures: SITC 5+6+7+8.

EUR12 IMPORTS FROM INDIA

| 1980 | | | | | 1985 | | | | | 1987 | | | | | 1987 | | | |
|---|---|---|---|---|---|---|---|---|---|---|---|---|---|---|---|---|---|---|
| A | B1 | C | D | E | A | B1 | C | D | E | A | B1 | C | D | E | A | B1 | C | D |
| 65 | 525385 | 6.4 | 20.8 | 20.8 | 65 | 355820 | 5.4 | 15.5 | 15.5 | 84 | 731752 | 4.2 | 22.5 | 22.5 | 66729 | 301429 | 16.2 | 9.3 |
| 84 | 437701 | 4.6 | 17.3 | 38.1 | 33 | 349733 | 0.4 | 15.2 | 30.7 | 65 | 663056 | 6.0 | 20.4 | 42.8 | 65921 | 136763 | 15.0 | 4.2 |
| 66 | 244229 | 2.3 | 9.7 | 47.8 | 84 | 338153 | 4.1 | 14.7 | 45.5 | 66 | 358867 | 4.3 | 11.0 | 53.9 | 84411 | 126786 | 14.1 | 3.9 |
| 07 | 237650 | 2.7 | 9.4 | 57.2 | 61 | 253754 | 18.4 | 11.1 | 56.5 | 61 | 351753 | 15.6 | 10.8 | 64.7 | 65214 | 116865 | 14.5 | 3.6 |
| 61 | 221071 | 15.7 | 8.7 | 65.9 | 66 | 204434 | 4.0 | 8.9 | 65.4 | 07 | 168741 | 2.2 | 5.2 | 69.9 | 84351 | 82519 | 27.1 | 2.5 |
| 08 | 131635 | 2.7 | 5.2 | 71.1 | 07 | 133544 | 1.7 | 5.8 | 71.2 | 03 | 78485 | 1.4 | 2.4 | 72.3 | 65133 | 76938 | 12.3 | 2.4 |
| 69 | 89522 | 2.1 | 3.5 | 74.7 | 29 | 65153 | 5.0 | 2.8 | 74.1 | 69 | 77837 | 1.3 | 2.4 | 74.7 | 61161 | 74521 | 36.4 | 2.3 |
| 29 | 65086 | 4.4 | 2.6 | 77.2 | 42 | 45613 | 3.2 | 2.0 | 76.1 | 05 | 71155 | 0.8 | 2.2 | 76.9 | 85102 | 60899 | 3.0 | 1.9 |
| 12 | 62205 | 3.3 | 2.5 | 79.7 | 08 | 43110 | 1.2 | 1.9 | 78.0 | 29 | 63719 | 3.5 | 2.0 | 78.8 | 65132 | 50603 | 12.5 | 1.6 |
| 06 | 40871 | 2.7 | 1.6 | 81.3 | 69 | 39593 | 1.1 | 1.7 | 79.7 | 85 | 62186 | 2.5 | 1.9 | 80.7 | 84393 | 42735 | 4.9 | 1.3 |
| 89 | 35761 | 0.5 | 1.4 | 82.7 | 03 | 39549 | 1.4 | 1.7 | 81.4 | 89 | 56824 | 0.4 | 1.7 | 82.5 | 05773 | 42425 | 73.7 | 1.3 |
| 05 | 34764 | 0.5 | 1.4 | 84.1 | 12 | 38306 | 2.1 | 1.7 | 83.1 | 27 | 49236 | 2.1 | 1.5 | 84.0 | 84592 | 36327 | 8.9 | 1.1 |
| 03 | 33558 | 1.1 | 1.3 | 85.4 | 89 | 34866 | 0.5 | 1.5 | 84.6 | 83 | 48492 | 4.0 | 1.5 | 85.5 | 08139 | 35432 | 9.5 | 1.1 |
| 85 | 31837 | 2.3 | 1.3 | 86.7 | 28 | 34483 | 0.4 | 1.5 | 86.1 | 08 | 41990 | 0.9 | 1.3 | 86.8 | 07111 | 35390 | 0.8 | 1.1 |
| | | | | | 05 | 34288 | 0.6 | 1.5 | 87.6 | 51 | 40246 | 0.6 | 1.2 | 88.0 | 27313 | 33344 | 13.7 | 1.0 |
| | | | | | 27 | 31135 | 1.4 | 1.4 | 88.9 | 53 | 36133 | 2.6 | 1.1 | 89.1 | 83101 | 33203 | 12.4 | 1.0 |
| | | | | | 83 | 24495 | 4.4 | 1.1 | 90.0 | | | | | | 84332 | 32892 | 21.5 | 1.0 |
| | | | | | 79 | 24260 | 0.4 | 1.1 | 91.1 | | | | | | 84512 | 31765 | 5.3 | 1.0 |
| | | | | | | | | | | | | | | | 84342 | 31633 | 14.9 | 1.0 |
| 843 | 265322 | 12.7 | 10.5 | 10.5 | 333 | 342338 | 0.6 | 14.9 | 14.9 | 667 | 344005 | 5.9 | 10.6 | 10.6 | 65224 | 31273 | 3.2 | 1.0 |
| 667 | 231739 | 2.6 | 9.2 | 19.7 | 611 | 215567 | 20.9 | 9.4 | 24.3 | 843 | 306259 | 7.5 | 9.4 | 20.0 | 12121 | 30165 | 3.1 | 0.9 |
| 074 | 206755 | 31.1 | 8.2 | 27.8 | 667 | 195802 | 5.5 | 8.5 | 32.8 | 611 | 275803 | 17.2 | 8.5 | 28.4 | 84322 | 30128 | 21.4 | 0.9 |
| 611 | 193097 | 20.3 | 7.6 | 35.5 | 843 | 152461 | 7.4 | 6.6 | 39.5 | 659 | 202649 | 15.7 | 6.2 | 34.7 | 65929 | 28238 | 33.8 | 0.9 |
| 659 | 187403 | 13.3 | 7.4 | 42.9 | 659 | 150106 | 21.9 | 6.5 | 46.0 | 651 | 172887 | 5.7 | 5.3 | 40.0 | 84629 | 26714 | 3.2 | 0.8 |
| 081 | 131635 | 2.7 | 5.2 | 48.1 | 074 | 94943 | 15.6 | 4.1 | 50.2 | 652 | 150449 | 7.5 | 4.6 | 44.6 | 29291 | 19320 | 15.4 | 0.6 |
| 652 | 118613 | 7.3 | 4.7 | 52.8 | 844 | 82967 | 10.6 | 3.6 | 53.8 | 844 | 143916 | 10.0 | 4.4 | 49.0 | 69782 | 19256 | 18.8 | 0.6 |
| 658 | 109890 | 12.5 | 4.3 | 57.1 | 652 | 80949 | 6.1 | 3.5 | 57.3 | 074 | 109484 | 22.0 | 3.4 | 52.4 | 89731 | 18035 | 3.4 | 0.6 |
| 844 | 65397 | 6.5 | 2.6 | 59.7 | 292 | 55801 | 6.8 | 2.4 | 59.7 | 848 | 100131 | 4.7 | 3.1 | 55.5 | 84352 | 17871 | 5.2 | 0.5 |
| 121 | 62105 | 3.7 | 2.5 | 62.2 | 424 | 45613 | 4.5 | 2.0 | 61.7 | 845 | 90871 | 2.6 | 2.8 | 58.3 | 65962 | 17648 | 59.5 | 0.5 |
| 654 | 59987 | 19.2 | 2.4 | 64.6 | 654 | 43310 | 13.8 | 1.9 | 63.6 | 612 | 75791 | 17.5 | 2.3 | 60.6 | 65841 | 17291 | 7.4 | 0.5 |
| 292 | 55222 | 6.2 | 2.2 | 66.7 | 081 | 43110 | 1.2 | 1.9 | 65.5 | 654 | 69568 | 14.3 | 2.1 | 62.7 | 84222 | 15855 | 10.8 | 0.5 |
| 697 | 42288 | 8.5 | 1.7 | 68.4 | 848 | 40601 | 4.1 | 1.8 | 67.2 | 036 | 68379 | 4.2 | 2.1 | 64.8 | 33419 | 15548 | 0.5 | 0.5 |
| 061 | 40824 | 2.8 | 1.6 | 70.0 | 121 | 38156 | 2.2 | 1.7 | 68.9 | 851 | 62186 | 2.5 | 1.9 | 66.7 | 04212 | 13981 | 8.3 | 0.4 |
| 851 | 31837 | 2.3 | 1.3 | 71.3 | 612 | 38153 | 17.2 | 1.7 | 70.6 | 057 | 54636 | 1.1 | 1.7 | 68.4 | 83109 | 13265 | 2.7 | 0.4 |
| 842 | 31653 | 1.5 | 1.3 | 72.5 | 036 | 36603 | 5.4 | 1.6 | 72.2 | 292 | 52845 | 4.5 | 1.6 | 70.0 | 69913 | 13063 | 3.7 | 0.4 |
| 651 | 29755 | 1.5 | 1.2 | 73.7 | 651 | 32897 | 1.8 | 1.4 | 73.6 | 658 | 48921 | 4.6 | 1.5 | 71.5 | 84522 | 11835 | 5.4 | 0.4 |
| 036 | 29070 | 4.5 | 1.2 | 74.9 | 658 | 30837 | 5.1 | 1.3 | 74.9 | 831 | 48492 | 4.0 | 1.5 | 73.0 | 65198 | 11816 | 22.0 | 0.4 |
| 695 | 28307 | 2.4 | 1.1 | 76.0 | 071 | 25254 | 0.5 | 1.1 | 76.0 | 842 | 42469 | 1.2 | 1.3 | 74.3 | 84323 | 11528 | 7.3 | 0.4 |
| 612 | 27798 | 15.5 | 1.1 | 77.1 | 831 | 24495 | 4.4 | 1.1 | 77.1 | 081 | 41990 | 0.9 | 1.3 | 75.6 | 84712 | 11244 | 14.6 | 0.3 |
| | | | | | 057 | 23393 | 0.7 | 1.0 | 78.1 | 071 | 36206 | 0.7 | 1.1 | 76.7 | 84293 | 10506 | 1.7 | 0.3 |
| | | | | | | | | | | | | | | | 65341 | 10330 | 2.3 | 0.3 |
| | | | | | | | | | | | | | | | 65199 | 10232 | 65.7 | 0.3 |
| | | | | | | | | | | | | | | | 05779 | 9999 | 3.8 | 0.3 |
| | | | | | | | | | | | | | | | 84343 | 9870 | 7.2 | 0.3 |
| | | | | | | | | | | | | | | | 65942 | 9628 | 21.4 | 0.3 |
| | | | | | | | | | | | | | | | 84419 | 9346 | 42.4 | 0.3 |
| | | | | | | | | | | | | | | | 84394 | 9217 | 1.8 | 0.3 |
| | | | | | | | | | | | | | | | 69532 | 8918 | 6.7 | 0.3 |
| | | | | | | | | | | | | | | | 84312 | 8766 | 3.9 | 0.3 |
| | | | | | | | | | | | | | | | 84333 | 8644 | 6.1 | 0.3 |
| | | | | | | | | | | | | | | | 65134 | 8218 | 7.7 | 0.3 |

A: SITC Rev2 codes; B: 000 ECU; B1: 000 US$; C: % of total EC sectoral imports; D: % of total EC bilateral imports; E: cumulative % of total EC bilateral imports; TL: total trade; M: manufactures: SITC 5+6+7+8.

| 1980 | | | | 1985 | | | | 1987 | | | | 1988 | | | |
|---|---|---|---|---|---|---|---|---|---|---|---|---|---|---|---|
| A | B | C | D | A | B | C | D | A | B | C | D | A | B | C | D |
| EC IMPORTS FROM INDONESIA | | | | | | | | | | | | | | | |
| TL | 1232592 | 0.4 | 100.0 | TL | 1858210 | 0.4 | 100.0 | TL | 1643904 | 0.4 | 100.0 | TL | 2055797 | 0.5 | 100.0 |
| 0 | 372744 | 1.5 | 30.2 | 0 | 490613 | 1.4 | 26.4 | M | 571594 | 0.2 | 34.7 | M | 854510 | 0.3 | 41.5 |
| 2 | 307578 | 1.0 | 24.9 | M | 468764 | 0.2 | 25.2 | 0 | 535677 | 1.4 | 32.5 | 6 | 517074 | 0.8 | 25.1 |
| M | 221314 | 0.1 | 17.9 | 2 | 369682 | 0.9 | 19.8 | 2 | 344262 | 0.9 | 20.9 | 0 | 500263 | 1.5 | 24.3 |
| 6 | 163974 | 0.4 | 13.3 | 6 | 358311 | 0.7 | 19.2 | 6 | 343849 | 0.7 | 20.9 | 2 | 382943 | 1.0 | 18.6 |
| 3 | 147772 | 0.2 | 11.9 | 4 | 329747 | 12.6 | 17.7 | 8 | 150571 | 12.6 | 9.1 | 8 | 288535 | 0.5 | 14.0 |
| 4 | 114369 | 7.5 | 9.2 | 3 | 115615 | 0.1 | 6.2 | 4 | 123006 | 0.1 | 7.4 | 4 | 238752 | 16.5 | 11.6 |
| 1 | 62025 | 3.9 | 5.0 | 1 | 76565 | 2.7 | 4.1 | 7 | 55732 | 2.7 | 3.3 | 1 | 50515 | 2.5 | 2.4 |
| 8 | 31356 | 0.2 | 2.5 | 8 | 64437 | 0.2 | 3.4 | 1 | 50159 | 0.2 | 3.0 | 7 | 26631 | 0.0 | 1.2 |
| 5 | 14381 | 0.1 | 1.1 | 7 | 24668 | 0.0 | 1.3 | 5 | 21443 | 0.0 | 1.3 | 3 | 23873 | 0.0 | 1.1 |
| 7 | 11603 | 0.0 | 0.9 | 5 | 21349 | 0.1 | 1.1 | 3 | 10905 | 0.1 | 0.6 | 5 | 22271 | 0.0 | 1.0 |
| 9 | 6807 | 0.1 | 0.5 | 9 | 7241 | 0.1 | 0.3 | 9 | 8317 | 0.1 | 0.5 | 9 | 4963 | 0.0 | 0.2 |
| USA IMPORTS FROM INDONESIA | | | | | | | | | | | | | | | |
| TL | 3868971 | 2.1 | 100.0 | TL | 6399796 | 1.3 | 100.0 | TL | 3196039 | 0.8 | 100.0 | TL | 2948084 | 0.7 | 100.0 |
| 3 | 3122663 | 5.3 | 80.7 | 3 | 4547863 | 6.2 | 71.0 | 3 | 1604976 | 3.9 | 50.2 | 3 | 1132509 | 3.0 | 38.4 |
| 2 | 333448 | 4.1 | 8.6 | M | 820500 | 0.2 | 12.8 | M | 902991 | 0.3 | 28.2 | M | 967246 | 0.3 | 32.8 |
| M | 148906 | 0.1 | 3.8 | 2 | 571443 | 3.8 | 8.9 | 6 | 506087 | 1.0 | 15.8 | 2 | 570771 | 4.6 | 19.3 |
| 0 | 237721 | 1.9 | 6.1 | 6 | 466125 | 0.7 | 7.2 | 2 | 417868 | 3.8 | 13.0 | 6 | 523251 | 0.9 | 17.7 |
| 6 | 90074 | 0.3 | 2.3 | 0 | 354913 | 1.3 | 5.5 | 8 | 369903 | 0.6 | 11.5 | 8 | 414294 | 0.6 | 14.0 |
| 7 | 36628 | 0.0 | 0.9 | 8 | 301080 | 0.4 | 4.7 | 0 | 238325 | 1.2 | 7.4 | 0 | 231625 | 1.2 | 7.8 |
| 4 | 18164 | 4.4 | 0.4 | 4 | 84109 | 8.8 | 1.3 | 4 | 18739 | 3.4 | 0.5 | 4 | 31770 | 4.0 | 1.0 |
| 5 | 13415 | 0.2 | 0.3 | 5 | 20015 | 0.1 | 0.3 | 5 | 18542 | 0.1 | 0.5 | 5 | 18995 | 0.1 | 0.6 |
| 8 | 8788 | 0.0 | 0.2 | 7 | 33280 | 0.0 | 0.5 | 9 | 6692 | 0.0 | 0.2 | 7 | 10708 | 0.0 | 0.3 |
| 1 | 5870 | 0.2 | 0.1 | 1 | 11637 | 0.2 | 0.1 | 1 | 6450 | 0.1 | 0.2 | 9 | 7375 | 0.0 | 0.2 |
| 9 | 2202 | 0.0 | 0.0 | 9 | 9336 | 0.0 | 0.1 | 7 | 8459 | 0.0 | 0.2 | 1 | 6789 | 0.1 | 0.2 |
| JAPANESE IMPORTS FROM INDONESIA | | | | | | | | | | | | | | | |
| TL | 9258052 | 9.3 | 100.0 | TL | 13123040 | 7.8 | 100.0 | TL | 7242216 | 5.6 | 100.0 | TL | 8012901 | 5.0 | 100.0 |
| 3 | 7579312 | 15.3 | 81.8 | 3 | 11463926 | 15.8 | 87.3 | 3 | 5448899 | 16.0 | 75.2 | 3 | 5406053 | 16.4 | 67.4 |
| 2 | 1303434 | 7.5 | 14.0 | 2 | 631705 | 2.6 | 4.8 | M | 794722 | 1.5 | 10.9 | M | 1087745 | 1.5 | 13.5 |
| 0 | 234861 | 2.3 | 2.5 | M | 535191 | 1.1 | 4.0 | 6 | 755689 | 5.0 | 10.4 | 6 | 1009691 | 4.4 | 12.6 |
| M | 131798 | 0.6 | 1.4 | 6 | 511746 | 3.7 | 3.8 | 2 | 512434 | 2.6 | 7.0 | 2 | 901236 | 3.7 | 11.2 |
| 6 | 112648 | 1.6 | 1.2 | 0 | 464123 | 2.4 | 3.5 | 0 | 458900 | 2.5 | 6.3 | 0 | 585334 | 2.5 | 7.3 |
| 5 | 8148 | 0.1 | 0.0 | 9 | 16144 | 0.3 | 0.1 | 9 | 20119 | 0.4 | 0.2 | 8 | 47631 | 0.2 | 0.5 |
| 7 | 7958 | 0.1 | 0.0 | 5 | 14713 | 0.1 | 0.1 | 5 | 19189 | 0.1 | 0.2 | 5 | 23464 | 0.1 | 0.2 |
| 4 | 4335 | 2.0 | 0.0 | 4 | 11082 | 2.5 | 0.0 | 8 | 18757 | 0.1 | 0.2 | 9 | 20338 | 0.3 | 0.2 |
| 9 | 3278 | 0.3 | 0.0 | 8 | 7765 | 0.0 | 0.0 | 4 | 6203 | 2.6 | 0.0 | 4 | 8882 | 2.9 | 0.1 |
| 8 | 3044 | 0.0 | 0.0 | 7 | 968 | 0.0 | 0.0 | 7 | 1087 | 0.0 | 0.0 | 7 | 6961 | 0.0 | 0.0 |
| 1 | 1035 | 0.2 | 0.0 | 1 | 874 | 0.0 | 0.0 | 1 | 940 | 0.0 | 0.0 | 1 | 3314 | 0.1 | 0.0 |

EC IMPORTS FROM INDONESIA

| 1980 | | | | | 1985 | | | | | 1987 | | | | | 1987 | | | |
|---|---|---|---|---|---|---|---|---|---|---|---|---|---|---|---|---|---|---|
| A | B1 | C | D | E | A | B1 | C | D | E | A | B1 | C | D | E | A | B1 | C | D |
| 07 | 317223 | 3.6 | 18.1 | 18.1 | 42 | 234416 | 16.6 | 16.4 | 16.4 | 07 | 343961 | 4.4 | 18.0 | 18.0 | 24831 | 214757 | 11.9 | 11.2 |
| 33 | 208801 | 0.2 | 11.9 | 30.0 | 07 | 222781 | 2.9 | 15.5 | 31.9 | 24 | 219462 | 3.0 | 11.5 | 29.5 | 07111 | 158980 | 3.4 | 8.3 |
| 24 | 192065 | 2.2 | 11.0 | 41.0 | 24 | 134778 | 3.0 | 9.4 | 41.3 | 63 | 214505 | 8.4 | 11.2 | 40.7 | 05481 | 118440 | 10.7 | 6.2 |
| 68 | 187060 | 1.4 | 10.7 | 51.6 | 23 | 110647 | 10.4 | 7.7 | 49.0 | 23 | 136067 | 10.0 | 7.1 | 47.8 | 23202 | 106865 | 13.8 | 5.6 |
| 42 | 161629 | 10.5 | 9.2 | 60.9 | 63 | 96728 | 6.5 | 6.8 | 55.8 | 84 | 135210 | 0.8 | 7.1 | 54.8 | 08137 | 48344 | 29.3 | 2.5 |
| 08 | 122534 | 2.6 | 7.0 | 67.8 | 33 | 89147 | 0.1 | 6.2 | 62.0 | 42 | 133446 | 13.7 | 7.0 | 61.8 | 65214 | 39332 | 4.9 | 2.1 |
| 23 | 112811 | 6.8 | 6.4 | 74.3 | 68 | 88973 | 1.2 | 6.2 | 68.2 | 05 | 127252 | 1.4 | 6.7 | 68.5 | 12119 | 33120 | 11.2 | 1.7 |
| 12 | 87885 | 4.7 | 5.0 | 79.3 | 08 | 59290 | 1.7 | 4.1 | 72.4 | 65 | 118051 | 1.1 | 6.2 | 74.6 | 07524 | 29807 | 62.7 | 1.6 |
| 05 | 70942 | 1.0 | 4.0 | 83.3 | 12 | 58831 | 3.2 | 4.1 | 76.5 | 08 | 71939 | 1.5 | 3.8 | 78.4 | 23201 | 29038 | 23.0 | 1.5 |
| 28 | 50978 | 0.5 | 2.9 | 86.2 | 05 | 50729 | 0.8 | 3.5 | 80.0 | 12 | 58036 | 2.8 | 3.0 | 81.4 | 65341 | 24940 | 5.5 | 1.3 |
| 29 | 37879 | 2.5 | 2.2 | 88.4 | 65 | 45563 | 0.7 | 3.2 | 83.2 | 79 | 47552 | 0.7 | 2.5 | 83.9 | 12129 | 24350 | 6.2 | 1.3 |
| 22 | 34503 | 0.6 | 2.0 | 90.4 | 84 | 37459 | 0.5 | 2.6 | 85.8 | 03 | 44365 | 0.8 | 2.3 | 86.2 | 65224 | 22980 | 2.3 | 1.2 |
| 84 | 33060 | 0.4 | 1.9 | 92.3 | 61 | 30978 | 2.2 | 2.2 | 88.0 | 29 | 34488 | 1.9 | 1.8 | 88.1 | 08138 | 18487 | 15.5 | 1.0 |
| | | | | | 29 | 25706 | 2.0 | 1.8 | 89.8 | 61 | 32073 | 1.4 | 1.7 | 89.7 | 84232 | 16927 | 1.6 | 0.9 |
| | | | | | 43 | 19837 | 9.8 | 1.4 | 91.1 | 68 | 27115 | 0.3 | 1.4 | 91.1 | 84513 | 12392 | 1.8 | 0.6 |
| | | | | | 04 | 15559 | 0.6 | 1.1 | 92.2 | | | | | | 01189 | 12361 | 6.2 | 0.6 |
| | | | | | | | | | | | | | | | 63441 | 12263 | 15.7 | 0.6 |
| 071 | 251658 | 4.5 | 14.4 | 14.4 | 424 | 233003 | 22.8 | 16.3 | 16.3 | 248 | 218942 | 3.6 | 11.4 | 11.4 | 85102 | 12167 | 0.6 | 0.6 |
| 687 | 186985 | 24.8 | 10.7 | 25.0 | 248 | 133980 | 3.7 | 9.4 | 25.6 | 634 | 201619 | 11.5 | 10.5 | 22.0 | 61161 | 11930 | 5.8 | 0.6 |
| 248 | 168087 | 2.5 | 9.6 | 34.6 | 232 | 110624 | 14.7 | 7.7 | 33.3 | 071 | 159037 | 3.3 | 8.3 | 30.3 | 84632 | 11845 | 9.7 | 0.6 |
| 424 | 161602 | 16.0 | 9.2 | 43.8 | 071 | 99341 | 2.0 | 6.9 | 40.3 | 232 | 136037 | 15.0 | 7.1 | 37.4 | 84412 | 10976 | 3.6 | 0.6 |
| 334 | 132138 | 0.8 | 7.5 | 51.4 | 634 | 90975 | 8.5 | 6.3 | 46.6 | 424 | 133446 | 17.5 | 7.0 | 44.4 | 65215 | 8487 | 25.4 | 0.4 |
| 081 | 122534 | 2.6 | 7.0 | 58.4 | 687 | 81839 | 19.7 | 5.7 | 52.3 | 054 | 118507 | 5.0 | 6.2 | 50.6 | 21199 | 8475 | 16.5 | 0.4 |
| 232 | 112734 | 9.1 | 6.4 | 64.8 | 081 | 59290 | 1.7 | 4.1 | 56.5 | 075 | 97265 | 28.0 | 5.1 | 55.7 | 84352 | 7325 | 2.1 | 0.4 |
| 121 | 87786 | 5.3 | 5.0 | 69.8 | 121 | 58822 | 3.4 | 4.1 | 60.6 | 652 | 75129 | 3.8 | 3.9 | 59.6 | 05899 | 7288 | 1.8 | 0.4 |
| 333 | 76500 | 0.1 | 4.4 | 74.2 | 333 | 51620 | 0.1 | 3.6 | 64.2 | 081 | 71939 | 1.5 | 3.8 | 63.4 | 84621 | 6908 | 2.3 | 0.4 |
| 054 | 69006 | 3.6 | 3.9 | 78.1 | 072 | 49067 | 2.6 | 3.4 | 67.6 | 072 | 61434 | 3.3 | 3.2 | 66.6 | 84593 | 6879 | 1.4 | 0.4 |
| 287 | 50969 | 1.2 | 2.9 | 81.0 | 054 | 46291 | 3.1 | 3.2 | 70.8 | 121 | 57960 | 3.1 | 3.0 | 69.6 | 84411 | 6682 | 0.7 | 0.3 |
| 292 | 35097 | 3.9 | 2.0 | 83.0 | 074 | 39046 | 6.4 | 2.7 | 73.6 | 792 | 47035 | 0.9 | 2.5 | 72.1 | 65315 | 6420 | 1.0 | 0.3 |
| 223 | 34499 | 8.7 | 2.0 | 85.0 | 334 | 36450 | 0.2 | 2.5 | 76.1 | 845 | 41045 | 1.2 | 2.1 | 74.2 | 63442 | 6302 | 6.9 | 0.3 |
| 075 | 30516 | 17.6 | 1.7 | 86.7 | 075 | 35327 | 17.1 | 2.5 | 78.6 | 653 | 33394 | 2.0 | 1.7 | 76.0 | 84512 | 6066 | 1.0 | 0.3 |
| 074 | 25607 | 3.9 | 1.5 | 88.2 | 611 | 30945 | 3.0 | 2.2 | 80.7 | 611 | 32002 | 2.0 | 1.7 | 77.6 | 84634 | 5921 | 4.3 | 0.3 |
| 247 | 23903 | 1.4 | 1.4 | 89.5 | 652 | 24311 | 1.8 | 1.7 | 82.4 | 292 | 30422 | 2.6 | 1.6 | 79.2 | 07232 | 5453 | 2.6 | 0.3 |
| 036 | 29163 | 1.8 | 1.5 | 80.7 | 292 | 23715 | 2.9 | 1.7 | 84.1 | | | | | | 43131 | 5377 | 7.3 | 0.3 |
| 846 | 28800 | 1.5 | 1.5 | 82.2 | 431 | 19837 | 9.8 | 1.4 | 85.5 | | | | | | 85101 | 5370 | 1.6 | 0.3 |
| 074 | 26226 | 5.3 | 1.4 | 83.6 | 653 | 18907 | 2.0 | 1.3 | 86.8 | | | | | | 84393 | 4720 | 0.5 | 0.2 |
| 687 | 26171 | 12.8 | 1.4 | 85.0 | | | | | | | | | | | 08139 | 4605 | 1.2 | 0.2 |
| 842 | 22218 | 0.6 | 1.2 | 86.1 | | | | | | | | | | | 33542 | 4417 | 1.0 | 0.2 |
| | | | | | | | | | | | | | | | 65225 | 4037 | 3.5 | 0.2 |
| | | | | | | | | | | | | | | | 24832 | 3925 | 6.7 | 0.2 |

A: SITC Rev2 codes; B: 000 ECU; B1: 000 US$; C: % of total EC sectoral imports; D: % of total EC bilateral imports; E: cumulative % of total EC bilateral imports; TL: total trade; M: manufactures: SITC 5+6+7+8.

| 1980 | | | | 1985 | | | | 1987 | | | | 1988 | | | |
|---|---|---|---|---|---|---|---|---|---|---|---|---|---|---|---|
| A | B | C | D | A | B | C | D | A | B | C | D | A | B | C | D |
| EC IMPORTS FROM ISRAEL | | | | | | | | | | | | | | | |
| TL | 1697743 | 0.6 | 100.0 | TL | 2877045 | 0.7 | 100.0 | TL | 2754636 | 0.7 | 100.0 | TL | 3105715 | 0.8 | 100.0 |
| M | 969358 | 0.8 | 57.0 | M | 1635949 | 0.8 | 56.8 | M | 1741828 | 0.8 | 63.2 | M | 2126471 | 0.8 | 68.4 |
| 6 | 457218 | 1.2 | 26.9 | 6 | 578856 | 2.0 | 20.1 | 6 | 640772 | 1.3 | 23.2 | 6 | 823608 | 1.3 | 26.5 |
| 0 | 366132 | 1.5 | 21.5 | 0 | 684331 | 1.2 | 23.7 | 0 | 564389 | 1.9 | 20.4 | 0 | 535671 | 1.7 | 17.2 |
| 5 | 196466 | 1.1 | 11.5 | 5 | 451223 | 2.0 | 15.6 | 5 | 441164 | 2.0 | 16.0 | 5 | 501453 | 1.9 | 16.1 |
| 8 | 236799 | 0.8 | 13.9 | 8 | 368632 | 1.0 | 12.8 | 8 | 402684 | 0.9 | 14.6 | 8 | 430080 | 0.8 | 13.8 |
| 2 | 233642 | 1.6 | 13.7 | 2 | 378445 | 1.0 | 13.1 | 2 | 286312 | 0.9 | 10.3 | 7 | 371341 | 0.3 | 11.9 |
| 7 | 78880 | 0.1 | 4.6 | 7 | 237247 | 0.3 | 8.2 | 7 | 257216 | 0.3 | 9.3 | 2 | 271163 | 0.7 | 8.7 |
| 3 | 83197 | 0.2 | 4.9 | 9 | 102667 | 0.9 | 3.5 | 9 | 129178 | 1.4 | 4.6 | 9 | 152588 | 1.1 | 4.9 |
| 9 | 43275 | 0.5 | 2.5 | 3 | 73534 | 0.1 | 2.5 | 3 | 30240 | 0.1 | 1.0 | 3 | 17306 | 0.0 | 0.5 |
| 1 | 1402 | 0.1 | 0.0 | 1 | 1426 | 0.1 | 0.0 | 1 | 1609 | 0.1 | 0.0 | 1 | 1734 | 0.0 | 0.0 |
| 4 | 755 | 0.1 | 0.0 | 4 | 730 | 0.0 | 0.0 | 4 | 1101 | 0.1 | 0.0 | 4 | 793 | 0.0 | 0.0 |
| USA IMPORTS FROM ISRAEL | | | | | | | | | | | | | | | |
| TL | 682852 | 0.3 | 100.0 | TL | 2853590 | 0.6 | 100.0 | TL | 2341313 | 0.6 | 100.0 | TL | 2588551 | 0.6 | 100.0 |
| M | 631775 | 0.6 | 92.5 | M | 2584417 | 0.7 | 90.5 | M | 2140694 | 0.7 | 91.4 | M | 2387526 | 0.7 | 92.2 |
| 6 | 381464 | 1.5 | 55.8 | 6 | 1276376 | 1.9 | 44.7 | 6 | 1073487 | 2.1 | 45.8 | 6 | 1192654 | 2.1 | 46.0 |
| 7 | 126561 | 0.2 | 18.5 | 7 | 708884 | 0.3 | 24.8 | 7 | 591866 | 0.3 | 25.2 | 7 | 659358 | 0.3 | 25.4 |
| 8 | 80223 | 0.4 | 11.7 | 8 | 391961 | 0.5 | 13.7 | 8 | 333787 | 0.5 | 14.2 | 8 | 370672 | 0.5 | 14.3 |
| 5 | 43527 | 0.6 | 6.3 | 5 | 207199 | 1.0 | 7.2 | 5 | 141556 | 0.9 | 6.0 | 5 | 164844 | 0.9 | 6.3 |
| 9 | 20509 | 0.4 | 3.0 | 9 | 109976 | 0.7 | 3.8 | 9 | 90218 | 0.8 | 3.8 | 9 | 103039 | 0.9 | 3.9 |
| 2 | 16194 | 0.2 | 2.3 | 0 | 81683 | 0.3 | 2.8 | 0 | 56019 | 0.2 | 2.3 | 0 | 45812 | 0.2 | 1.7 |
| 0 | 12369 | 0.1 | 1.8 | 2 | 43132 | 0.2 | 1.5 | 2 | 27439 | 0.2 | 1.1 | 3 | 29042 | 0.0 | 1.1 |
| 1 | 1920 | 0.0 | 0.2 | 3 | 29485 | 0.0 | 1.0 | 3 | 25160 | 0.0 | 1.0 | 2 | 20492 | 0.1 | 0.7 |
| 4 | 83 | 0.0 | 0.0 | 1 | 4774 | 0.0 | 0.1 | 4 | 115 | 0.0 | 0.0 | 1 | 2552 | 0.0 | 0.0 |
| 3 | 2 | 0.0 | 0.0 | 4 | 125 | 0.0 | 0.0 | 1 | 1668 | 0.0 | 0.0 | 4 | 88 | 0.0 | 0.0 |
| JAPANESE IMPORTS FROM ISRAEL | | | | | | | | | | | | | | | |
| TL | 159618 | 0.1 | 100.0 | TL | 278664 | 0.1 | 100.0 | TL | 413489 | 0.3 | 100.0 | TL | 577509 | 0.3 | 100.0 |
| M | 153734 | 0.7 | 96.3 | M | 256261 | 0.5 | 91.9 | M | 398605 | 0.7 | 96.4 | M | 557328 | 0.7 | 96.5 |
| 6 | 128411 | 1.8 | 80.4 | 6 | 196248 | 1.4 | 70.4 | 6 | 339577 | 2.2 | 82.1 | 6 | 465611 | 2.0 | 80.6 |
| 5 | 19657 | 0.4 | 12.3 | 5 | 37706 | 0.3 | 13.5 | 5 | 32517 | 0.3 | 7.8 | 5 | 49671 | 0.4 | 8.6 |
| 0 | 4594 | 0.0 | 2.8 | 0 | 19195 | 0.1 | 6.8 | 7 | 14495 | 0.1 | 3.5 | 7 | 28741 | 0.1 | 4.9 |
| 7 | 3793 | 0.0 | 2.3 | 7 | 11679 | 0.0 | 4.1 | 8 | 12016 | 0.0 | 2.9 | 8 | 13306 | 0.0 | 2.3 |
| 8 | 1874 | 0.0 | 1.1 | 8 | 10628 | 0.1 | 3.8 | 0 | 9069 | 0.0 | 2.1 | 0 | 11584 | 0.0 | 2.0 |
| 2 | 1110 | 0.0 | 0.6 | 2 | 1966 | 0.0 | 0.7 | 2 | 4516 | 0.0 | 1.0 | 2 | 6309 | 0.0 | 1.0 |
| 1 | 119 | 0.0 | 0.0 | 9 | 1155 | 0.0 | 0.4 | 9 | 890 | 0.0 | 0.2 | 1 | 1393 | 0.0 | 0.2 |
| 9 | 58 | 0.0 | 0.0 | 1 | 57 | 0.0 | 0.0 | 1 | 409 | 0.0 | 0.0 | 9 | 879 | 0.0 | 0.1 |
| 3 | 3 | 0.0 | 0.0 | 4 | 30 | 0.0 | 0.0 | | | | | 4 | 16 | 0.0 | 0.0 |

EC IMPORTS FROM ISRAEL

| 1980 | | | | | 1985 | | | | | 1987 | | | | | 1987 | | | |
|---|---|---|---|---|---|---|---|---|---|---|---|---|---|---|---|---|---|---|
| A | B1 | C | D | E | A | B1 | C | D | E | A | B1 | C | D | E | A | B1 | C | D |
| 05 | 461990 | 6.4 | 19.1 | 19.1 | 05 | 464859 | 7.6 | 21.0 | 21.0 | 05 | 563696 | 6.1 | 17.6 | 17.6 | 66729 | 290857 | 15.6 | 9.1 |
| 66 | 397530 | 3.7 | 16.5 | 35.6 | 66 | 280743 | 5.5 | 12.7 | 33.6 | 66 | 473384 | 5.6 | 14.8 | 32.4 | 05851 | 139735 | 26.1 | 4.4 |
| 84 | 223421 | 2.3 | 9.3 | 44.9 | 84 | 170608 | 2.1 | 7.7 | 41.3 | 84 | 259292 | 1.5 | 8.1 | 40.4 | 66722 | 123948 | 11.0 | 3.9 |
| 65 | 133385 | 1.6 | 5.5 | 50.4 | 26 | 107580 | 2.4 | 4.8 | 46.1 | 65 | 142755 | 1.3 | 4.5 | 44.9 | 29271 | 107615 | 47.6 | 3.4 |
| 29 | 122852 | 8.2 | 5.1 | 55.5 | 52 | 99256 | 3.3 | 4.5 | 50.6 | 52 | 140248 | 3.4 | 4.4 | 49.3 | 05711 | 94206 | 23.2 | 2.9 |
| 33 | 118325 | 0.1 | 4.9 | 60.4 | 51 | 97534 | 1.9 | 4.4 | 55.0 | 29 | 135355 | 7.5 | 4.2 | 53.5 | 05797 | 83334 | 46.7 | 2.6 |
| 26 | 105623 | 2.3 | 4.4 | 64.7 | 65 | 87685 | 1.3 | 4.0 | 59.0 | 56 | 132696 | 9.1 | 4.1 | 57.6 | 27131 | 78602 | 13.7 | 2.5 |
| 51 | 96323 | 2.2 | 4.0 | 68.7 | 27 | 82469 | 3.6 | 3.7 | 62.7 | 77 | 117894 | 0.7 | 3.7 | 61.3 | 56231 | 75485 | 36.1 | 2.4 |
| 27 | 73576 | 2.3 | 3.0 | 71.8 | 29 | 78234 | 6.1 | 3.5 | 66.2 | 51 | 113688 | 1.7 | 3.5 | 64.9 | 84629 | 61250 | 7.3 | 1.9 |
| 52 | 62479 | 1.7 | 2.6 | 74.4 | 56 | 72689 | 7.4 | 3.3 | 69.5 | 27 | 102563 | 4.3 | 3.2 | 68.1 | 05722 | 54702 | 22.0 | 1.7 |
| 89 | 61653 | 0.8 | 2.6 | 76.9 | 33 | 56690 | 0.1 | 2.6 | 72.0 | 89 | 101280 | 0.7 | 3.2 | 71.2 | 52224 | 44863 | 22.1 | 1.4 |
| 56 | 59103 | 5.3 | 2.4 | 79.4 | 58 | 56567 | 1.9 | 2.6 | 74.6 | 58 | 91497 | 1.9 | 2.9 | 74.1 | 05852 | 38143 | 68.3 | 1.2 |
| 58 | 37811 | 1.5 | 1.6 | 80.9 | 87 | 50827 | 1.0 | 2.3 | 76.9 | 87 | 80551 | 1.1 | 2.5 | 76.6 | 56222 | 37513 | 24.3 | 1.2 |
| 01 | 34568 | 1.1 | 1.4 | 82.4 | 75 | 50281 | 0.4 | 2.3 | 79.2 | 26 | 71465 | 1.5 | 2.2 | 78.8 | 09809 | 36664 | 13.2 | 1.1 |
| 77 | 30293 | 0.3 | 1.3 | 83.6 | 89 | 48942 | 0.7 | 2.2 | 81.4 | 75 | 62303 | 0.3 | 1.9 | 80.8 | 87421 | 33403 | 12.6 | 1.0 |
| 62 | 30293 | 2.7 | 1.3 | 84.9 | 77 | 48792 | 0.4 | 2.2 | 83.6 | 09 | 45810 | 11.9 | 1.4 | 82.2 | 89399 | 32981 | 3.0 | 1.0 |
| 68 | 30115 | 0.2 | 1.2 | 86.1 | 09 | 30533 | 12.3 | 1.4 | 84.9 | | | | | | 52321 | 31709 | 83.2 | 1.0 |
| 87 | 26398 | 0.7 | 1.1 | 87.2 | 62 | 28286 | 2.8 | 1.3 | 86.2 | | | | | | 58341 | 30234 | 10.2 | 0.9 |
| | | | | | 76 | 27103 | 0.4 | 1.2 | 87.4 | | | | | | 89731 | 29313 | 5.5 | 0.9 |
| | | | | | 69 | 23539 | 0.7 | 1.1 | 88.5 | | | | | | 84722 | 25315 | 8.9 | 0.8 |
| | | | | | 74 | 22629 | 0.4 | 1.0 | 89.5 | | | | | | 62599 | 24269 | 11.3 | 0.8 |
| | | | | | | | | | | | | | | | 05459 | 24235 | 12.2 | 0.8 |
| 667 | 388296 | 4.4 | 16.1 | 16.1 | 667 | 273550 | 7.7 | 12.3 | 12.3 | 667 | 458825 | 7.8 | 14.3 | 14.3 | 05899 | 24228 | 5.9 | 0.8 |
| 057 | 283159 | 7.5 | 11.7 | 27.8 | 057 | 227693 | 7.0 | 10.3 | 22.6 | 057 | 289462 | 5.9 | 9.0 | 23.3 | 05712 | 22804 | 21.4 | 0.7 |
| 058 | 134806 | 12.5 | 5.6 | 33.4 | 058 | 202407 | 18.5 | 9.1 | 31.7 | 058 | 225987 | 14.7 | 7.1 | 30.4 | 52214 | 21086 | 20.6 | 0.7 |
| 292 | 122105 | 13.7 | 5.1 | 38.4 | 263 | 97745 | 5.3 | 4.4 | 36.1 | 292 | 134914 | 11.6 | 4.2 | 34.6 | 87202 | 20964 | 1.8 | 0.7 |
| 334 | 106545 | 0.7 | 4.4 | 42.9 | 292 | 77436 | 9.4 | 3.5 | 39.6 | 562 | 132696 | 9.1 | 4.1 | 38.7 | 58311 | 18311 | 2.2 | 0.6 |
| 263 | 98102 | 4.8 | 4.1 | 46.9 | 562 | 72689 | 7.4 | 3.3 | 42.9 | 846 | 80429 | 4.2 | 2.5 | 41.3 | 69543 | 18226 | 6.2 | 0.6 |
| 846 | 75219 | 6.8 | 3.1 | 50.0 | 271 | 61032 | 7.8 | 2.8 | 45.6 | 271 | 80142 | 11.4 | 2.5 | 43.8 | 52312 | 17213 | 18.1 | 0.5 |
| 271 | 63836 | 5.3 | 2.6 | 52.7 | 522 | 57982 | 5.2 | 2.6 | 48.3 | 522 | 73799 | 6.1 | 2.3 | 46.1 | 84233 | 17090 | 6.9 | 0.5 |
| 651 | 59502 | 3.0 | 2.5 | 55.1 | 846 | 51090 | 5.6 | 2.3 | 50.6 | 583 | 68767 | 2.4 | 2.1 | 48.2 | 65142 | 16280 | 15.0 | 0.5 |
| 562 | 59103 | 5.3 | 2.4 | 57.6 | 334 | 50306 | 0.3 | 2.3 | 52.8 | 523 | 66355 | 6.1 | 2.1 | 50.3 | 27824 | 15351 | 12.5 | 0.5 |
| 845 | 45752 | 2.8 | 1.9 | 59.5 | 583 | 49626 | 2.8 | 2.2 | 55.1 | 263 | 56018 | 3.2 | 1.7 | 52.0 | 05798 | 14789 | 6.2 | 0.5 |
| 511 | 41082 | 3.6 | 1.7 | 61.2 | 523 | 41160 | 5.2 | 1.9 | 56.9 | 874 | 55474 | 1.0 | 1.7 | 53.7 | 77886 | 14105 | 1.3 | 0.4 |
| 842 | 40096 | 1.9 | 1.7 | 62.9 | 874 | 39033 | 1.0 | 1.8 | 58.7 | 845 | 53139 | 1.5 | 1.7 | 55.4 | 87483 | 13698 | 0.4 | 0.4 |
| 522 | 34485 | 3.5 | 1.4 | 64.3 | 845 | 34699 | 2.4 | 1.6 | 60.2 | 842 | 52231 | 1.4 | 1.6 | 57.0 | 65841 | 13596 | 5.8 | 0.4 |
| 583 | 32465 | 2.0 | 1.3 | 65.6 | 651 | 34530 | 1.8 | 1.6 | 61.8 | 651 | 48571 | 1.6 | 1.5 | 58.6 | 84593 | 13110 | 2.6 | 0.4 |
| 843 | 32009 | 1.5 | 1.3 | 67.0 | 511 | 34176 | 3.0 | 1.5 | 63.3 | 098 | 45661 | 12.4 | 1.4 | 60.0 | 52322 | 12993 | 10.4 | 0.4 |
| 658 | 31687 | 3.6 | 1.3 | 68.3 | 098 | 30421 | 13.2 | 1.4 | 64.7 | 893 | 43655 | 2.4 | 1.4 | 61.3 | 65341 | 12926 | 2.8 | 0.4 |
| 054 | 31541 | 1.7 | 1.3 | 69.6 | 842 | 30103 | 1.7 | 1.4 | 66.1 | 054 | 40783 | 1.7 | 1.3 | 62.6 | 65121 | 12738 | 8.1 | 0.4 |
| 515 | 28998 | 2.6 | 1.2 | 70.8 | 054 | 27868 | 1.9 | 1.3 | 67.3 | 752 | 35848 | 0.3 | 1.1 | 63.7 | 95100 | 12441 | 2.6 | 0.4 |
| 523 | 27572 | 4.4 | 1.1 | 71.9 | 752 | 26086 | 0.4 | 1.2 | 68.5 | 511 | 32196 | 2.7 | 1.0 | 64.7 | 51122 | 12277 | 9.4 | 0.4 |
| 684 | 25807 | 1.0 | 1.1 | 73.0 | 764 | 25364 | 0.8 | 1.1 | 69.6 | 658 | 32080 | 3.0 | 1.0 | 65.7 | 77578 | 11165 | 16.3 | 0.3 |
| 893 | 25570 | 2.9 | 1.1 | 74.0 | 515 | 25156 | 1.9 | 1.1 | 70.8 | | | | | | 29269 | 11036 | 11.2 | 0.3 |
| 625 | 24935 | 4.1 | 1.0 | 75.1 | 625 | 23047 | 4.3 | 1.0 | 71.8 | | | | | | 74527 | 10884 | 3.2 | 0.3 |
| | | | | | 759 | 22501 | 0.5 | 1.0 | 72.8 | | | | | | 51139 | 10818 | 6.2 | 0.3 |

A: SITC Rev2 codes; B: 000 ECU; B1: 000 US$; C: % of total EC sectoral imports; D: % of total EC bilateral imports; E: cumulative % of total EC bilateral imports; TL: total trade; M: manufactures: SITC 5+6+7+8.

| 1980 | | | | 1985 | | | | 1987 | | | | 1988 | | | |
|---|---|---|---|---|---|---|---|---|---|---|---|---|---|---|---|
| A | B | C | D | A | B | C | D | A | B | C | D | A | B | C | D |
| EC IMPORTS FROM MALAYSIA | | | | | | | | | | | | | | | |
| TL | 1860633 | 0.6 | 100.0 | TL | 2924903 | 0.7 | 100.0 | TL | 2489685 | 0.7 | 100.0 | TL | 2981263 | 0.7 | 100.0 |
| 2 | 955563 | 3.2 | 51.3 | M | 1295016 | 0.6 | 44.2 | M | 1228530 | 0.5 | 49.3 | M | 1577667 | 0.6 | 52.9 |
| M | 542748 | 0.4 | 29.1 | 2 | 934099 | 2.4 | 31.9 | 2 | 855797 | 2.7 | 34.3 | 7 | 943824 | 0.8 | 31.6 |
| 6 | 229139 | 0.6 | 12.3 | 7 | 783226 | 1.0 | 26.7 | 7 | 705518 | 0.8 | 28.3 | 2 | 871081 | 2.4 | 29.2 |
| 4 | 213249 | 14.0 | 11.4 | 4 | 398019 | 15.2 | 13.6 | 8 | 260333 | 0.6 | 10.4 | 8 | 329950 | 0.6 | 11.0 |
| 7 | 187873 | 0.5 | 10.0 | 6 | 308095 | 0.6 | 10.5 | 6 | 228790 | 0.5 | 9.1 | 6 | 267539 | 0.8 | 8.9 |
| 0 | 143498 | 0.6 | 7.7 | 0 | 276777 | 0.8 | 9.4 | 4 | 198306 | 0.7 | 7.9 | 4 | 227529 | 0.4 | 7.6 |
| 8 | 122357 | 0.6 | 6.5 | 8 | 167580 | 0.5 | 5.7 | 0 | 198768 | 17.1 | 7.9 | 0 | 282240 | 15.7 | 9.4 |
| 9 | 5346 | 0.1 | 0.2 | 5 | 36116 | 0.2 | 1.2 | 5 | 33895 | 0.2 | 1.3 | 5 | 36357 | 0.1 | 1.2 |
| 5 | 3380 | 0.0 | 0.1 | 3 | 8680 | 0.0 | 0.2 | 9 | 8046 | 0.1 | 0.3 | 9 | 22473 | 0.1 | 0.7 |
| 1 | 245 | 0.0 | 0.0 | 9 | 7075 | 0.1 | 0.2 | 1 | 248 | 0.0 | 0.0 | 1 | 276 | 0.0 | 0.0 |
| | | | | 1 | 5270 | 0.2 | 0.1 | 3 | 12 | 0.0 | 0.0 | 3 | 15 | 0.0 | 0.0 |
| USA IMPORTS FROM MALAYSIA | | | | | | | | | | | | | | | |
| TL | 1889929 | 1.0 | 100.0 | TL | 3079953 | 0.6 | 100.0 | TL | 2623989 | 0.7 | 100.0 | TL | 3251111 | 0.8 | 100.0 |
| M | 953382 | 1.0 | 50.4 | M | 2399238 | 0.7 | 77.8 | M | 2132910 | 0.7 | 81.2 | M | 2677445 | 0.8 | 82.3 |
| 7 | 678107 | 1.5 | 35.8 | 7 | 1900096 | 1.0 | 61.6 | 7 | 1603170 | 1.0 | 61.0 | 7 | 1962949 | 1.1 | 60.3 |
| 3 | 626757 | 1.0 | 33.1 | 8 | 379722 | 0.5 | 12.3 | 8 | 368826 | 0.6 | 14.0 | 8 | 529766 | 0.8 | 16.2 |
| 6 | 225761 | 0.9 | 11.9 | 4 | 250160 | 26.2 | 8.1 | 2 | 160078 | 1.4 | 6.1 | 2 | 192180 | 1.5 | 5.9 |
| 2 | 179706 | 2.2 | 9.5 | 2 | 241709 | 1.6 | 7.8 | 6 | 142640 | 0.2 | 5.4 | 6 | 153689 | 0.2 | 4.7 |
| 4 | 88766 | 21.9 | 4.6 | 6 | 98276 | 0.1 | 3.1 | 4 | 106402 | 19.4 | 4.0 | 4 | 137391 | 17.5 | 4.2 |
| 8 | 47348 | 0.2 | 2.5 | 0 | 78946 | 0.3 | 2.5 | 3 | 93515 | 0.2 | 3.5 | 0 | 109559 | 0.5 | 3.3 |
| 9 | 22077 | 0.4 | 1.1 | 9 | 58692 | 0.4 | 1.9 | 0 | 79522 | 0.4 | 3.0 | 3 | 70277 | 0.1 | 2.1 |
| 0 | 19232 | 0.1 | 1.0 | 3 | 51128 | 0.0 | 1.6 | 9 | 51186 | 0.4 | 1.9 | 9 | 64134 | 0.5 | 1.9 |
| 5 | 2166 | 0.0 | 0.1 | 5 | 21145 | 0.1 | 0.6 | 5 | 18275 | 0.1 | 0.6 | 5 | 31043 | 0.1 | 0.9 |
| 1 | 12 | 0.0 | 0.0 | 1 | 80 | 0.0 | 0.0 | 1 | 377 | 0.0 | 0.0 | 1 | 125 | 0.0 | 0.0 |
| JAPANESE IMPORTS FROM MALAYSIA | | | | | | | | | | | | | | | |
| TL | 2440440 | 2.4 | 100.0 | TL | 5615558 | 3.3 | 100.0 | TL | 4100827 | 3.1 | 100.0 | TL | 3974051 | 2.5 | 100.0 |
| 2 | 1086847 | 6.3 | 44.5 | 3 | 3072548 | 4.2 | 54.7 | 2 | 1995948 | 10.3 | 48.6 | 2 | 1795430 | 7.4 | 45.1 |
| 3 | 924569 | 1.8 | 37.8 | 2 | 1793314 | 7.5 | 31.9 | 3 | 1542780 | 4.5 | 37.6 | 3 | 1401784 | 4.2 | 35.2 |
| M | 314491 | 1.5 | 12.8 | M | 426839 | 0.9 | 7.6 | M | 345786 | 0.6 | 8.4 | M | 456336 | 0.6 | 11.4 |
| 6 | 252600 | 3.6 | 10.3 | 6 | 267900 | 1.9 | 4.7 | 6 | 186528 | 1.2 | 4.5 | 6 | 220076 | 0.9 | 5.5 |
| 4 | 65804 | 30.9 | 2.6 | 4 | 145560 | 34.1 | 2.5 | 4 | 89494 | 38.4 | 2.1 | 4 | 117966 | 38.7 | 2.9 |
| 0 | 42669 | 0.4 | 1.7 | 0 | 80701 | 0.4 | 1.4 | 0 | 77323 | 0.4 | 1.8 | 9 | 116351 | 2.2 | 2.9 |
| 7 | 35697 | 0.6 | 1.4 | 7 | 78325 | 0.5 | 1.3 | 7 | 74293 | 0.5 | 1.8 | 7 | 115854 | 0.5 | 2.9 |
| 8 | 15803 | 0.4 | 0.6 | 9 | 96600 | 1.9 | 1.7 | 5 | 62862 | 0.6 | 1.5 | 0 | 85040 | 0.3 | 2.1 |
| 5 | 10391 | 0.2 | 0.4 | 5 | 60410 | 0.5 | 1.0 | 9 | 49322 | 1.0 | 1.2 | 5 | 84733 | 0.7 | 2.1 |
| 9 | 6062 | 0.5 | 0.2 | 8 | 20203 | 0.2 | 0.3 | 8 | 22104 | 0.1 | 0.5 | 8 | 35673 | 0.2 | 0.8 |
| | | | | | | | | 1 | 175 | 0.0 | 0.0 | 1 | 1145 | 0.0 | 0.0 |

EC IMPORTS FROM MALAYSIA

| 1980 | | | | | 1985 | | | | | 1987 | | | | | 1987 | | | |
|---|---|---|---|---|---|---|---|---|---|---|---|---|---|---|---|---|---|---|
| A | B1 | C | D | E | A | B1 | C | D | E | A | B1 | C | D | E | A | B1 | C | D |
| 23 | 833318 | 49.9 | 31.5 | 31.5 | 23 | 415196 | 39.0 | 18.4 | 18.4 | 77 | 534234 | 3.0 | 18.4 | 18.4 | 24831 | 474833 | 26.3 | 16.4 |
| 24 | 439664 | 5.1 | 16.6 | 48.1 | 77 | 404196 | 3.6 | 17.9 | 36.3 | 23 | 494910 | 36.4 | 17.1 | 35.5 | 23202 | 402882 | 52.2 | 13.9 |
| 42 | 244842 | 15.9 | 9.3 | 57.4 | 24 | 286801 | 6.4 | 12.7 | 49.0 | 24 | 487301 | 6.8 | 16.8 | 52.3 | 08138 | 88123 | 73.7 | 3.0 |
| 68 | 203503 | 1.5 | 7.7 | 65.0 | 42 | 225400 | 16.0 | 10.0 | 59.0 | 76 | 236462 | 1.7 | 8.2 | 60.5 | 23201 | 86935 | 69.0 | 3.0 |
| 77 | 186488 | 2.1 | 7.0 | 72.1 | 68 | 132428 | 1.8 | 5.9 | 64.9 | 84 | 195437 | 1.1 | 6.7 | 67.3 | 84822 | 51435 | 35.6 | 1.8 |
| 84 | 90159 | 0.9 | 3.4 | 75.5 | 76 | 126549 | 1.8 | 5.6 | 70.5 | 42 | 185051 | 19.0 | 6.4 | 73.6 | 87202 | 28489 | 2.5 | 1.0 |
| 07 | 86214 | 1.0 | 3.3 | 78.8 | 07 | 112729 | 1.5 | 5.0 | 75.5 | 07 | 98002 | 1.3 | 3.4 | 77.0 | 66729 | 26903 | 1.4 | 0.9 |
| 28 | 62903 | 0.6 | 2.4 | 81.1 | 43 | 81506 | 40.1 | 3.6 | 79.1 | 08 | 90923 | 1.9 | 3.1 | 80.2 | 43131 | 24375 | 33.2 | 0.8 |
| 63 | 58982 | 2.8 | 2.2 | 83.4 | 08 | 75971 | 2.2 | 3.4 | 82.5 | 63 | 85710 | 3.4 | 3.0 | 83.1 | 65341 | 22022 | 4.8 | 0.8 |
| 43 | 58098 | 36.6 | 2.2 | 85.6 | 84 | 69171 | 0.8 | 3.1 | 85.6 | 68 | 66241 | 0.7 | 2.3 | 85.4 | 84593 | 21943 | 4.4 | 0.8 |
| 08 | 51949 | 1.1 | 2.0 | 87.5 | 63 | 41439 | 2.8 | 1.8 | 87.4 | 43 | 45705 | 34.5 | 1.6 | 87.0 | 59899 | 20884 | 1.8 | 0.7 |
| 03 | 51341 | 1.7 | 1.9 | 89.5 | 65 | 35833 | 0.5 | 1.6 | 89.0 | 89 | 44801 | 0.3 | 1.5 | 88.5 | 89423 | 13756 | 0.9 | 0.5 |
| 76 | 46680 | 0.7 | 1.8 | 91.2 | 71 | 33237 | 0.6 | 1.5 | 90.5 | 65 | 43491 | 0.4 | 1.5 | 90.0 | 84232 | 13682 | 1.3 | 0.5 |
| 65 | 44745 | 0.5 | 1.7 | 92.9 | 87 | 27992 | 0.6 | 1.2 | 91.7 | 87 | 40145 | 0.5 | 1.4 | 91.4 | 67133 | 13591 | 72.3 | 0.5 |
| 88 | 27921 | 0.6 | 1.1 | 94.0 | | | | | | 71 | 35104 | 0.4 | 1.2 | 92.6 | 07232 | 13103 | 6.2 | 0.5 |
| 89 | 26574 | 0.4 | 1.0 | 95.0 | | | | | | 66 | 31228 | 0.4 | 1.1 | 93.7 | 89422 | 13027 | 5.6 | 0.5 |
| | | | | | | | | | | | | | | | 71491 | 11137 | 0.5 | 0.4 |
| 232 | 832528 | 66.9 | 31.5 | 31.5 | 232 | 413642 | 55.0 | 18.3 | 18.3 | 232 | 494103 | 54.6 | 17.1 | 17.0 | 84411 | 9473 | 1.1 | 0.3 |
| 248 | 436936 | 6.5 | 16.5 | 48.0 | 776 | 370684 | 8.8 | 16.4 | 34.8 | 248 | 485960 | 7.9 | 16.8 | 33.8 | 24832 | 9022 | 15.5 | 0.3 |
| 424 | 244842 | 24.3 | 9.3 | 57.2 | 248 | 285924 | 7.9 | 12.7 | 47.5 | 776 | 481956 | 7.8 | 16.6 | 50.5 | 05899 | 8621 | 2.1 | 0.3 |
| 687 | 203287 | 27.0 | 7.7 | 64.9 | 424 | 224270 | 22.0 | 9.9 | 57.4 | 424 | 184792 | 24.2 | 6.4 | 56.8 | 84513 | 8518 | 1.3 | 0.3 |
| 776 | 162974 | 5.5 | 6.2 | 71.1 | 687 | 132307 | 31.8 | 5.9 | 63.3 | 762 | 182910 | 7.1 | 6.3 | 63.2 | 63492 | 8221 | 29.2 | 0.3 |
| 072 | 61421 | 2.9 | 2.3 | 73.4 | 762 | 105918 | 8.5 | 4.7 | 68.0 | 081 | 90923 | 1.9 | 3.1 | 66.3 | 65214 | 8006 | 1.0 | 0.3 |
| 431 | 58098 | 36.6 | 2.2 | 75.6 | 431 | 81506 | 40.1 | 3.6 | 71.6 | 072 | 74652 | 4.1 | 2.6 | 68.9 | 77681 | 7608 | 8.1 | 0.3 |
| 288 | 54229 | 4.0 | 2.0 | 77.6 | 072 | 79034 | 4.2 | 3.5 | 75.1 | 687 | 66157 | 32.5 | 2.3 | 71.2 | 65148 | 7440 | 4.2 | 0.3 |
| 081 | 51949 | 1.1 | 2.0 | 79.6 | 081 | 75971 | 2.2 | 3.4 | 78.4 | 634 | 65240 | 3.7 | 2.3 | 73.4 | 84722 | 7308 | 2.6 | 0.3 |
| 634 | 50808 | 3.4 | 1.9 | 81.5 | 714 | 32146 | 1.1 | 1.4 | 79.9 | 848 | 58620 | 2.8 | 2.0 | 75.4 | 84393 | 6978 | 0.8 | 0.2 |
| 037 | 43136 | 5.4 | 1.6 | 83.1 | 634 | 31296 | 2.9 | 1.4 | 81.3 | 845 | 50073 | 1.5 | 1.7 | 77.2 | 51218 | 6178 | 25.7 | 0.2 |
| 762 | 33249 | 2.2 | 1.3 | 84.4 | 848 | 29686 | 3.0 | 1.3 | 82.6 | 431 | 45705 | 34.5 | 1.6 | 78.7 | 84512 | 6094 | 1.0 | 0.2 |
| | | | | | | | | | | 761 | 36965 | 2.6 | 1.3 | 80.0 | 84412 | 6036 | 2.0 | 0.2 |
| | | | | | | | | | | 714 | 34375 | 0.8 | 1.2 | 81.2 | 84721 | 4155 | 3.0 | 0.1 |
| | | | | | | | | | | 772 | 29188 | 0.9 | 1.0 | 82.2 | 63591 | 4119 | 17.2 | 0.1 |
| | | | | | | | | | | | | | | | 84723 | 4100 | 9.2 | 0.1 |
| | | | | | | | | | | | | | | | 77883 | 4007 | 1.4 | 0.1 |
| | | | | | | | | | | | | | | | 63441 | 3993 | 5.1 | 0.1 |
| | | | | | | | | | | | | | | | 84629 | 3768 | 0.5 | 0.1 |
| | | | | | | | | | | | | | | | 84592 | 3680 | 0.9 | 0.1 |
| | | | | | | | | | | | | | | | 84632 | 3602 | 3.0 | 0.1 |
| | | | | | | | | | | | | | | | 77121 | 3312 | 0.7 | 0.1 |
| | | | | | | | | | | | | | | | 83109 | 3201 | 0.6 | 0.1 |

A: SITC Rev2 codes; B: 000 ECU; B1: 000 US$; C: % of total EC sectoral imports; D: % of total EC bilateral imports; E: cumulative % of total EC bilateral imports; TL: total trade; M: manufactures: SITC 5+6+7+8.

| 1980 | | | | 1985 | | | | 1987 | | | | 1988 | | | |
|---|---|---|---|---|---|---|---|---|---|---|---|---|---|---|---|
| A | B | C | D | A | B | C | D | A | B | C | D | A | B | C | D |
| EC IMPORTS FROM MEXICO | | | | | | | | | | | | | | | |
| TL | 1938298 | 0.7 | 100.0 | TL | 5470072 | 1.3 | 100.0 | TL | 3074592 | 0.9 | 100.0 | TL | 2436272 | 0.6 | 100.0 |
| 3 | 1205643 | 1.2 | 62.2 | 3 | 4721958 | 3.7 | 86.3 | 3 | 2132044 | 3.5 | 69.3 | 3 | 1293896 | 2.6 | 53.1 |
| M | 375607 | 0.3 | 19.3 | M | 377436 | 0.1 | 6.9 | M | 537094 | 0.2 | 17.4 | M | 689679 | 0.2 | 28.3 |
| 6 | 208719 | 0.5 | 10.7 | 2 | 207081 | 0.5 | 3.8 | 7 | 243025 | 0.3 | 7.9 | 7 | 346299 | 0.3 | 14.2 |
| 0 | 180246 | 0.7 | 9.2 | 7 | 159512 | 0.2 | 2.9 | 0 | 194999 | 0.6 | 6.3 | 2 | 192849 | 0.5 | 7.9 |
| 2 | 134315 | 0.4 | 6.9 | 0 | 121580 | 0.4 | 2.2 | 2 | 176350 | 0.6 | 5.7 | 0 | 187623 | 0.5 | 7.7 |
| 5 | 75013 | 0.6 | 3.8 | 5 | 97266 | 0.4 | 1.8 | 6 | 169141 | 0.3 | 5.5 | 6 | 174952 | 0.2 | 7.1 |
| 7 | 68007 | 0.2 | 3.5 | 6 | 92540 | 0.2 | 1.7 | 5 | 72940 | 0.3 | 2.3 | 5 | 93842 | 0.3 | 3.8 |
| 1 | 28597 | 1.8 | 1.4 | 8 | 28119 | 0.1 | 0.5 | 8 | 51989 | 0.1 | 1.6 | 8 | 74587 | 0.1 | 3.0 |
| 8 | 23869 | 0.1 | 1.2 | 1 | 23185 | 0.8 | 0.4 | 1 | 17835 | 0.8 | 0.5 | 9 | 55715 | 0.4 | 2.2 |
| 9 | 13237 | 0.2 | 0.6 | 9 | 17615 | 0.2 | 0.3 | 9 | 15372 | 0.2 | 0.4 | 1 | 15807 | 0.7 | 0.6 |
| 4 | 667 | 0.0 | 0.0 | 4 | 1255 | 0.1 | 0.0 | 4 | 924 | 0.1 | 0.0 | 4 | 722 | 0.0 | 0.0 |
| USA IMPORTS FROM MEXICO | | | | | | | | | | | | | | | |
| TL | 8981379 | 5.0 | 100.0 | | 25107984 | 5.3 | 100.0 | TL | 17637328 | 4.8 | 100.0 | TL | 19865648 | 5.1 | 100.0 |
| 3 | 4723758 | 8.1 | 52.5 | | 11051984 | 3.3 | 44.0 | M | 11170389 | 3.9 | 63.3 | M | 13843701 | 4.5 | 69.6 |
| M | 2798260 | 3.0 | 31.1 | 3 | 10431537 | 14.4 | 41.5 | 7 | 7507996 | 4.7 | 42.5 | 7 | 9231236 | 5.4 | 46.4 |
| 7 | 1481841 | 3.3 | 16.4 | 7 | 7212334 | 3.9 | 28.7 | 3 | 3422482 | 8.5 | 19.4 | 3 | 2915756 | 7.8 | 14.6 |
| 0 | 926963 | 7.7 | 10.3 | 0 | 2064021 | 7.8 | 8.2 | 6 | 1795595 | 3.6 | 10.1 | 6 | 2201191 | 3.9 | 11.0 |
| 8 | 619505 | 3.5 | 6.8 | 6 | 1669006 | 2.5 | 6.6 | 0 | 1793459 | 9.3 | 10.1 | 8 | 1899757 | 3.0 | 9.5 |
| 6 | 555006 | 2.3 | 6.1 | 8 | 1531920 | 2.3 | 6.1 | 8 | 1509267 | 2.5 | 8.5 | 0 | 1636376 | 8.9 | 8.2 |
| 9 | 243578 | 5.0 | 2.7 | 9 | 722858 | 4.9 | 2.8 | 9 | 663889 | 6.2 | 3.7 | 9 | 840160 | 7.8 | 4.2 |
| 2 | 216068 | 2.7 | 2.4 | 5 | 638723 | 3.2 | 2.5 | 5 | 357530 | 2.4 | 2.0 | 5 | 511517 | 2.9 | 2.5 |
| 5 | 141908 | 2.2 | 1.5 | 2 | 631385 | 4.2 | 2.5 | 2 | 341760 | 3.1 | 1.9 | 2 | 395795 | 3.2 | 1.9 |
| 1 | 70081 | 3.2 | 0.7 | 1 | 203699 | 3.8 | 0.8 | 1 | 242181 | 6.3 | 1.3 | 1 | 226841 | 5.9 | 1.1 |
| 4 | 2673 | 0.6 | 0.0 | 4 | 2541 | 0.2 | 0.0 | 4 | 3206 | 0.5 | 0.0 | 4 | 7040 | 0.9 | 0.0 |
| JAPANESE IMPORTS FROM MEXICO | | | | | | | | | | | | | | | |
| TL | 656869 | 0.6 | 100.0 | TL | 2425073 | 1.4 | 100.0 | TL | 1396625 | 1.0 | 100.0 | TL | 1342186 | 0.8 | 100.0 |
| M | 227830 | 1.1 | 34.6 | 3 | 1918115 | 2.6 | 79.0 | 3 | 990536 | 2.9 | 70.9 | 3 | 793565 | 2.4 | 59.1 |
| 6 | 198849 | 2.9 | 30.2 | M | 234582 | 0.5 | 9.6 | M | 189245 | 0.3 | 13.5 | M | 263780 | 0.3 | 19.6 |
| 2 | 182826 | 1.0 | 27.8 | 6 | 122352 | 0.9 | 5.0 | 0 | 111081 | 0.6 | 7.9 | 0 | 151235 | 0.6 | 11.2 |
| 3 | 179560 | 0.3 | 27.3 | 2 | 179784 | 0.7 | 7.4 | 6 | 99416 | 0.6 | 7.1 | 6 | 126379 | 0.5 | 9.4 |
| 0 | 57905 | 0.5 | 8.8 | 0 | 63846 | 0.3 | 2.6 | 2 | 97574 | 0.5 | 6.9 | 2 | 124239 | 0.5 | 9.2 |
| 7 | 13929 | 0.2 | 2.1 | 5 | 63702 | 0.6 | 2.6 | 5 | 56608 | 0.5 | 4.0 | 5 | 77127 | 0.6 | 5.7 |
| 5 | 12810 | 0.3 | 1.9 | 7 | 45582 | 0.3 | 1.8 | 7 | 27507 | 0.1 | 1.9 | 7 | 52569 | 0.2 | 3.9 |
| 1 | 7503 | 1.4 | 1.1 | 9 | 14088 | 0.2 | 0.5 | 8 | 5714 | 0.0 | 0.4 | 8 | 7706 | 0.0 | 0.5 |
| 8 | 2242 | 0.0 | 0.3 | 1 | 13771 | 1.3 | 0.5 | 1 | 4482 | 0.3 | 0.3 | 1 | 5367 | 0.2 | 0.3 |
| 9 | 1032 | 0.0 | 0.1 | 8 | 2946 | 0.0 | 0.1 | 9 | 3063 | 0.0 | 0.2 | 9 | 3107 | 0.0 | 0.2 |
| 4 | 213 | 0.1 | 0.0 | 4 | 892 | 0.2 | 0.0 | 4 | 647 | 0.2 | 0.0 | 4 | 896 | 0.2 | 0.0 |

EC IMPORTS FROM MEXICO

| 1980 | | | | | 1985 | | | | | 1987 | | | | | 1987 | | | |
|---|---|---|---|---|---|---|---|---|---|---|---|---|---|---|---|---|---|---|
| A | B1 | C | D | E | A | B1 | C | D | E | A | B1 | C | D | E | A | B1 | C | D |
| 33 | 1670610 | 1.3 | 60.6 | 60.6 | 33 | 3601140 | 4.4 | 85.4 | 85.4 | 33 | 2480925 | 4.4 | 69.3 | 69.3 | 07111 | 74718 | 1.6 | 2.1 |
| 68 | 250172 | 1.9 | 9.1 | 69.7 | 28 | 94599 | 1.2 | 2.2 | 87.6 | 71 | 185048 | 2.1 | 5.2 | 74.5 | 68113 | 56124 | 9.3 | 1.6 |
| 07 | 137881 | 1.6 | 5.0 | 74.7 | 71 | 45443 | 0.8 | 1.1 | 88.7 | 28 | 129706 | 1.6 | 3.6 | 78.1 | 28711 | 54548 | 16.8 | 1.5 |
| 28 | 110836 | 1.0 | 4.0 | 78.7 | 68 | 45031 | 0.6 | 1.1 | 89.8 | 07 | 81788 | 1.1 | 2.3 | 80.4 | 85102 | 16979 | 0.8 | 0.5 |
| 78 | 56447 | 0.6 | 2.0 | 80.7 | | | | | | 68 | 65730 | 0.7 | 1.8 | 82.3 | 65148 | 12122 | 6.8 | 0.3 |
| 06 | 52220 | 3.4 | 1.9 | 82.6 | | | | | | 65 | 63227 | 0.6 | 1.8 | 84.0 | 12129 | 12068 | 3.1 | 0.3 |
| 05 | 46761 | 0.7 | 1.7 | 84.3 | | | | | | 06 | 52755 | 3.7 | 1.5 | 85.5 | 28901 | 11953 | 3.8 | 0.3 |
| 26 | 44575 | 1.0 | 1.6 | 86.0 | | | | | | 78 | 45362 | 0.3 | 1.3 | 86.8 | 89423 | 11472 | 0.8 | 0.3 |
| 51 | 42057 | 0.9 | 1.5 | 87.5 | | | | | | 05 | 44272 | 0.5 | 1.2 | 88.0 | 26663 | 11203 | 18.3 | 0.3 |
| 12 | 39173 | 2.1 | 1.4 | 88.9 | | | | | | 03 | 42801 | 0.7 | 1.2 | 89.2 | 67271 | 10751 | 2.1 | 0.3 |
| 34 | 37272 | 0.4 | 1.4 | 90.3 | | | | | | 67 | 40251 | 0.6 | 1.1 | 90.3 | 65144 | 10641 | 13.0 | 0.3 |
| 52 | 34760 | 0.9 | 1.3 | 91.5 | | | | | | | | | | | 67491 | 9878 | 2.6 | 0.3 |
| 65 | 31180 | 0.4 | 1.1 | 92.6 | | | | | | | | | | | 65133 | 9702 | 1.6 | 0.3 |
| | | | | | | | | | | | | | | | 05797 | 8995 | 5.0 | 0.3 |
| 333 | 1590550 | 1.5 | 57.7 | 57.7 | 333 | 3565867 | 6.0 | 84.5 | 84.5 | 333 | 2477823 | 5.9 | 69.3 | 69.3 | 65224 | 8535 | 0.9 | 0.2 |
| 681 | 229452 | 7.2 | 8.3 | 66.0 | 287 | 84888 | 2.8 | 2.0 | 86.6 | 713 | 181460 | 5.6 | 5.1 | 74.3 | 68512 | 7863 | 9.4 | 0.2 |
| 071 | 133578 | 2.4 | 4.8 | 70.9 | 713 | 43868 | 2.5 | 1.0 | 87.6 | 287 | 109016 | 3.5 | 3.0 | 77.4 | 56216 | 7717 | 5.8 | 0.2 |
| 287 | 104948 | 2.4 | 3.8 | 74.7 | | | | | | 071 | 74816 | 1.5 | 2.1 | 79.5 | 75112 | 7521 | 16.9 | 0.2 |
| 334 | 77938 | 0.5 | 2.8 | 77.5 | | | | | | 681 | 56248 | 4.6 | 1.6 | 81.0 | 58331 | 7233 | 4.8 | 0.2 |
| 061 | 51414 | 3.5 | 1.9 | 79.4 | | | | | | 061 | 51997 | 3.8 | 1.5 | 82.5 | 28902 | 6977 | 2.4 | 0.2 |
| 263 | 42784 | 2.1 | 1.6 | 80.9 | | | | | | 651 | 50373 | 1.7 | 1.4 | 83.9 | 67332 | 6950 | 3.5 | 0.2 |
| 781 | 39275 | 0.9 | 1.4 | 82.3 | | | | | | 784 | 43445 | 1.1 | 1.2 | 85.1 | 26673 | 6652 | 65.8 | 0.2 |
| 121 | 39087 | 2.3 | 1.4 | 83.8 | | | | | | 034 | 38229 | 1.7 | 1.1 | 86.2 | 23315 | 6387 | 7.5 | 0.2 |
| 341 | 37272 | 0.4 | 1.4 | 85.1 | | | | | | | | | | | 64159 | 5822 | 0.7 | 0.2 |
| 522 | 28081 | 2.8 | 1.0 | 86.1 | | | | | | | | | | | 54159 | 5780 | 6.8 | 0.2 |
| 054 | 27703 | 1.5 | 1.0 | 87.1 | | | | | | | | | | | 11249 | 5752 | 3.2 | 0.2 |
| | | | | | | | | | | | | | | | 29293 | 5315 | 45.6 | 0.1 |
| | | | | | | | | | | | | | | | 67463 | 5206 | 3.3 | 0.1 |
| | | | | | | | | | | | | | | | 26652 | 5160 | 3.5 | 0.1 |
| | | | | | | | | | | | | | | | 53222 | 4697 | 24.1 | 0.1 |
| | | | | | | | | | | | | | | | 65166 | 4619 | 4.5 | 0.1 |
| | | | | | | | | | | | | | | | 08119 | 4105 | 1.5 | 0.1 |
| | | | | | | | | | | | | | | | 67441 | 3923 | 1.0 | 0.1 |
| | | | | | | | | | | | | | | | 51372 | 3910 | 4.1 | 0.1 |
| | | | | | | | | | | | | | | | 05659 | 3884 | 1.5 | 0.1 |
| | | | | | | | | | | | | | | | 03503 | 3591 | 0.8 | 0.1 |
| | | | | | | | | | | | | | | | 27824 | 3516 | 2.9 | 0.1 |
| | | | | | | | | | | | | | | | 07232 | 3475 | 1.7 | 0.1 |
| | | | | | | | | | | | | | | | 65147 | 3278 | 2.1 | 0.1 |
| | | | | | | | | | | | | | | | 65142 | 3154 | 2.9 | 0.1 |
| | | | | | | | | | | | | | | | 65145 | 3005 | 3.1 | 0.1 |
| | | | | | | | | | | | | | | | 83109 | 2964 | 0.6 | 0.1 |
| | | | | | | | | | | | | | | | 05794 | 2927 | 4.5 | 0.1 |
| | | | | | | | | | | | | | | | 89211 | 2901 | 0.4 | 0.1 |
| | | | | | | | | | | | | | | | 28793 | 2785 | 0.5 | 0.1 |

A: SITC Rev2 codes; B: 000 ECU; B1: 000 US$; C: % of total EC sectoral imports; D: % of total EC bilateral imports; E: cumulative % of total EC bilateral imports; TL: total trade; M: manufactures: SITC 5+6+7+8.

| 1980 | | | | 1985 | | | | 1987 | | | | 1988 | | | |
|---|---|---|---|---|---|---|---|---|---|---|---|---|---|---|---|
| A | B | C | D | A | B | C | D | A | B | C | D | A | B | C | D |
| EC IMPORTS FROM PHILIPPINES | | | | | | | | | | | | | | | |
| TL | 856074 | 0.9 | 100.0 | TL | 243368 | 0.3 | 100.0 | TL | 174634 | 0.3 | 100.0 | TL | 273972 | 0.3 | 100.0 |
| M | 324870 | 0.2 | 37.9 | M | 666305 | 0.3 | 53.5 | M | 697769 | 0.3 | 59.4 | M | 751741 | 0.3 | 59.0 |
| 8 | 179590 | 0.6 | 20.9 | 7 | 266872 | 0.3 | 21.4 | 8 | 331910 | 0.8 | 28.2 | 8 | 385230 | 0.7 | 30.2 |
| 0 | 157905 | 8.7 | 18.4 | 8 | 266424 | 0.7 | 21.4 | 7 | 286906 | 0.3 | 24.4 | 7 | 254398 | 0.2 | 19.9 |
| 4 | 133030 | 0.2 | 15.5 | 0 | 178752 | 0.5 | 14.3 | 0 | 187065 | 0.6 | 15.9 | 0 | 194229 | 0.6 | 15.2 |
| 2 | 172404 | 0.2 | 20.1 | 2 | 161389 | 6.2 | 12.9 | 4 | 133931 | 1.5 | 11.4 | 4 | 139164 | 9.6 | 10.9 |
| 6 | 79060 | 0.5 | 9.2 | 4 | 161543 | 0.4 | 12.9 | 2 | 129340 | 0.4 | 11.0 | 2 | 131046 | 0.3 | 10.2 |
| 7 | 65393 | 1.5 | 7.6 | 6 | 124819 | 0.3 | 10.0 | 6 | 67920 | 0.1 | 5.7 | 6 | 96494 | 0.1 | 7.5 |
| 9 | 41795 | 0.0 | 4.8 | 9 | 47391 | 0.4 | 3.8 | 1 | 15317 | 0.7 | 1.3 | 9 | 43723 | 0.3 | 3.4 |
| 1 | 23966 | 0.0 | 2.7 | 1 | 27989 | 1.0 | 2.2 | 9 | 11216 | 0.1 | 0.9 | 1 | 14077 | 0.0 | 1.1 |
| 3 | 2109 | 0.0 | 0.2 | 5 | 8191 | 0.0 | 0.6 | 5 | 11034 | 0.1 | 0.9 | 5 | 15619 | 0.7 | 1.2 |
| 5 | 827 | 0.0 | 0.0 | 3 | 2 | 0.0 | 0.0 | 3 | 6 | 0.0 | 0.0 | | | | |
| USA IMPORTS FROM PHILIPPINES | | | | | | | | | | | | | | | |
| TL | 1344969 | 0.7 | 100.0 | TL | 3027271 | 0.6 | 100.0 | TL | 2132166 | 0.5 | 100.0 | TL | 2452178 | 0.6 | 100.0 |
| M | 753313 | 0.8 | 56.0 | M | 2046938 | 0.6 | 67.6 | M | 1620815 | 0.5 | 76.0 | M | 1879473 | 0.6 | 76.6 |
| 0 | 325868 | 2.7 | 24.2 | 8 | 1019269 | 1.5 | 33.6 | 8 | 907476 | 1.5 | 42.5 | 8 | 1050082 | 1.6 | 42.8 |
| 8 | 315542 | 1.8 | 23.4 | 7 | 859382 | 0.4 | 28.3 | 7 | 582161 | 0.3 | 27.3 | 7 | 669784 | 0.3 | 27.3 |
| 7 | 297515 | 0.6 | 22.1 | 0 | 595070 | 2.2 | 19.6 | 0 | 270994 | 1.4 | 12.7 | 0 | 307328 | 1.6 | 12.5 |
| 4 | 164131 | 40.5 | 12.2 | 4 | 259052 | 27.2 | 8.5 | 4 | 165683 | 30.2 | 7.7 | 4 | 180632 | 23.1 | 7.3 |
| 6 | 138321 | 0.5 | 10.2 | 6 | 139654 | 0.2 | 4.6 | 6 | 103500 | 0.2 | 4.8 | 6 | 133100 | 0.2 | 5.4 |
| 2 | 79746 | 0.9 | 5.9 | 2 | 54411 | 0.3 | 1.7 | 2 | 36847 | 0.3 | 1.7 | 9 | 39641 | 0.3 | 1.6 |
| 9 | 15793 | 0.3 | 1.1 | 9 | 48041 | 0.3 | 1.5 | 9 | 30473 | 0.2 | 1.4 | 2 | 39261 | 0.3 | 1.6 |
| 1 | 6119 | 0.2 | 0.4 | 5 | 28634 | 0.1 | 0.9 | 5 | 27679 | 0.1 | 1.2 | 5 | 26507 | 0.1 | 1.0 |
| 5 | 1935 | 0.0 | 0.1 | 3 | 12092 | 0.0 | 0.3 | 1 | 3826 | 0.0 | 0.1 | 1 | 4394 | 0.1 | 0.1 |
| | | | | 1 | 11670 | 0.2 | 0.3 | 3 | 3528 | 0.0 | 0.1 | 3 | 1448 | 0.0 | 0.0 |
| JAPANESE IMPORTS FROM PHILIPPINES | | | | | | | | | | | | | | | |
| TL | 1372092 | 1.3 | 100.0 | TL | 1612128 | 0.9 | 100.0 | TL | 1162608 | 0.9 | 100.0 | TL | 1724742 | 1.0 | 100.0 |
| 2 | 830727 | 4.8 | 60.5 | 0 | 552934 | 2.8 | 34.2 | 0 | 465651 | 2.6 | 40.0 | 0 | 606728 | 2.6 | 35.1 |
| 0 | 367687 | 3.7 | 26.7 | 2 | 662188 | 2.8 | 41.0 | 2 | 421610 | 2.1 | 36.2 | 2 | 591717 | 2.4 | 34.3 |
| M | 136349 | 0.6 | 9.9 | M | 344803 | 0.7 | 21.3 | M | 227841 | 0.4 | 19.5 | M | 337996 | 0.4 | 19.5 |
| 8 | 39304 | 1.0 | 2.8 | 6 | 203591 | 1.5 | 12.6 | 6 | 109456 | 0.7 | 9.4 | 6 | 172598 | 0.7 | 10.0 |
| 7 | 39110 | 0.6 | 2.8 | 5 | 69741 | 0.6 | 4.3 | 8 | 52638 | 0.4 | 4.5 | 9 | 115426 | 2.1 | 6.6 |
| 5 | 29292 | 0.7 | 2.1 | 8 | 44236 | 0.4 | 2.7 | 5 | 36235 | 0.3 | 3.1 | 8 | 74628 | 0.4 | 4.3 |
| 6 | 28643 | 0.4 | 2.0 | 7 | 27234 | 0.1 | 1.6 | 7 | 29513 | 0.2 | 2.5 | 3 | 57532 | 0.1 | 3.3 |
| 4 | 18203 | 8.5 | 1.3 | 4 | 27008 | 6.3 | 1.6 | 3 | 27828 | 0.0 | 2.3 | 7 | 53191 | 0.2 | 3.0 |
| 9 | 16486 | 1.5 | 1.2 | 3 | 14377 | 0.0 | 0.8 | 4 | 9943 | 4.2 | 0.8 | 5 | 37579 | 0.3 | 2.1 |
| 1 | 2494 | 0.4 | 0.1 | 9 | 5990 | 0.1 | 0.3 | 9 | 5413 | 0.1 | 0.4 | 4 | 12950 | 4.2 | 0.7 |
| 3 | 150 | 0.0 | 0.0 | 1 | 4832 | 0.4 | 0.2 | 1 | 4325 | 0.3 | 0.3 | 1 | 2396 | 0.1 | 0.1 |

EC IMPORTS FROM THE PHILIPPINES

| 1980 | | | | | 1985 | | | | | 1987 | | | | | 1987 | | | |
|---|---|---|---|---|---|---|---|---|---|---|---|---|---|---|---|---|---|---|
| A | B1 | C | D | E | A | B1 | C | D | E | A | B1 | C | D | E | A | B1 | C | D |
| 42 | 187616 | 12.2 | 15.4 | 15.4 | 77 | 167589 | 1.5 | 17.5 | 17.5 | 84 | 252566 | 1.5 | 18.5 | 18.5 | 24831 | 108650 | 6.0 | 7.9 |
| 24 | 180932 | 2.1 | 14.9 | 30.3 | 42 | 114290 | 8.1 | 11.9 | 29.4 | 77 | 245858 | 1.4 | 18.0 | 36.5 | 08137 | 103204 | 62.6 | 7.6 |
| 84 | 157919 | 1.7 | 13.0 | 43.2 | 84 | 109570 | 1.3 | 11.4 | 40.8 | 42 | 150231 | 15.4 | 11.0 | 47.5 | 05899 | 45285 | 11.1 | 3.3 |
| 08 | 106879 | 2.2 | 8.8 | 52.0 | 24 | 92109 | 2.1 | 9.6 | 50.4 | 24 | 111543 | 1.5 | 8.2 | 55.6 | 84593 | 42627 | 8.6 | 3.1 |
| 05 | 74868 | 1.0 | 6.1 | 58.2 | 08 | 51654 | 1.5 | 5.4 | 55.8 | 08 | 104458 | 2.2 | 7.6 | 63.3 | 71491 | 37819 | 1.8 | 2.8 |
| 77 | 70670 | 0.8 | 5.8 | 64.0 | 89 | 49999 | 0.7 | 5.2 | 61.0 | 71 | 76904 | 0.9 | 5.6 | 68.9 | 84394 | 19309 | 3.7 | 1.4 |
| 63 | 58815 | 2.8 | 4.8 | 68.8 | 05 | 49685 | 0.8 | 5.2 | 66.2 | 05 | 74703 | 0.8 | 5.5 | 74.4 | 84632 | 16860 | 13.8 | 1.2 |
| 96 | 56083 | 2.9 | 4.6 | 73.4 | 63 | 45713 | 3.1 | 4.8 | 71.0 | 89 | 67135 | 0.5 | 4.9 | 79.3 | 05771 | 16577 | 26.6 | 1.2 |
| 89 | 48553 | 0.6 | 4.0 | 77.4 | 68 | 39224 | 0.5 | 4.1 | 75.1 | 63 | 60570 | 2.4 | 4.4 | 83.7 | 84513 | 16564 | 2.5 | 1.2 |
| 22 | 39093 | 0.7 | 3.2 | 80.6 | 97 | 31474 | 0.8 | 3.3 | 78.4 | 82 | 29102 | 1.3 | 2.1 | 85.8 | 89422 | 16332 | 7.1 | 1.2 |
| 12 | 33992 | 1.8 | 2.8 | 83.4 | 71 | 26312 | 0.5 | 2.7 | 81.1 | 03 | 27905 | 0.5 | 2.0 | 87.9 | 85102 | 14723 | 0.7 | 1.1 |
| 03 | 32375 | 1.1 | 2.7 | 86.1 | 03 | 23855 | 0.9 | 2.5 | 83.6 | 12 | 17744 | 0.9 | 1.3 | 89.2 | 82111 | 14201 | 2.5 | 1.0 |
| 68 | 29644 | 0.2 | 2.4 | 88.5 | 12 | 21523 | 1.2 | 2.2 | 85.8 | 85 | 16703 | 0.7 | 1.2 | 90.4 | 89911 | 14047 | 42.8 | 1.0 |
| 82 | 15752 | 1.1 | 1.3 | 89.8 | 85 | 18199 | 1.4 | 1.9 | 87.7 | 29 | 16278 | 0.9 | 1.2 | 91.6 | 84232 | 12402 | 1.1 | 0.9 |
| 88 | 15174 | 0.3 | 1.2 | 91.0 | 88 | 12452 | 0.3 | 1.3 | 89.0 | | | | | | 89971 | 11891 | 7.0 | 0.9 |
| 78 | 14528 | 0.2 | 1.2 | 92.2 | 07 | 12451 | 0.2 | 1.3 | 90.3 | | | | | | 84313 | 10429 | 3.4 | 0.8 |
| 85 | 13949 | 1.0 | 1.1 | 93.4 | 29 | 11692 | 0.9 | 1.2 | 91.6 | | | | | | 84294 | 10409 | 1.7 | 0.8 |
| | | | | | 82 | 11344 | 1.0 | 1.2 | 92.7 | | | | | | 82199 | 10330 | 3.5 | 0.8 |
| | | | | | 26 | 10344 | 0.2 | 1.1 | 93.8 | | | | | | 29291 | 10272 | 8.2 | 0.8 |
| | | | | | 43 | 10273 | 5.1 | 1.1 | 94.9 | | | | | | 84393 | 10147 | 1.2 | 0.7 |
| | | | | | | | | | | | | | | | 88511 | 9800 | 0.7 | 0.7 |
| 424 | 187236 | 18.6 | 15.4 | 15.4 | 776 | 163001 | 3.9 | 17.0 | 17.0 | 776 | 240834 | 3.9 | 17.6 | 17.6 | 84621 | 9607 | 3.3 | 0.7 |
| 248 | 148959 | 2.2 | 12.2 | 27.6 | 424 | 113254 | 11.1 | 11.8 | 28.8 | 424 | 149985 | 19.7 | 11.0 | 28.6 | 84629 | 9138 | 1.1 | 0.7 |
| 081 | 106879 | 2.2 | 8.8 | 36.4 | 248 | 78862 | 2.2 | 8.2 | 37.0 | 248 | 110025 | 1.8 | 8.1 | 36.6 | 12121 | 8719 | 0.9 | 0.6 |
| 776 | 67566 | 2.3 | 5.5 | 41.9 | 081 | 51654 | 1.5 | 5.4 | 42.4 | 081 | 104458 | 2.2 | 7.6 | 44.3 | 84634 | 8131 | 5.9 | 0.6 |
| 961 | 56083 | 2.9 | 4.6 | 46.5 | 058 | 39749 | 3.6 | 4.1 | 46.6 | 845 | 78170 | 2.3 | 5.7 | 50.0 | 97101 | 7452 | 0.2 | 0.5 |
| 634 | 52255 | 3.5 | 4.3 | 50.8 | 634 | 34054 | 3.2 | 3.6 | 50.1 | 714 | 76581 | 1.9 | 5.6 | 55.6 | 84651 | 6852 | 3.8 | 0.5 |
| 846 | 43231 | 3.9 | 3.6 | 54.4 | 971 | 31474 | 0.8 | 3.3 | 53.4 | 846 | 58002 | 3.1 | 4.2 | 59.8 | 84652 | 6359 | 9.2 | 0.5 |
| 057 | 42870 | 1.1 | 3.5 | 57.9 | 683 | 28257 | 5.6 | 2.9 | 56.4 | 058 | 53205 | 3.5 | 3.9 | 63.7 | 84721 | 5991 | 4.4 | 0.4 |
| 223 | 39093 | 9.9 | 3.2 | 61.1 | 843 | 27744 | 1.3 | 2.9 | 59.3 | 843 | 52464 | 1.3 | 3.8 | 67.6 | 84512 | 5587 | 0.9 | 0.4 |
| 842 | 35895 | 1.7 | 2.9 | 64.1 | 846 | 27239 | 3.0 | 2.8 | 62.1 | 634 | 38374 | 2.2 | 2.8 | 70.4 | 43131 | 5538 | 7.5 | 0.4 |
| 121 | 33267 | 2.0 | 2.7 | 66.8 | 714 | 26059 | 0.9 | 2.7 | 64.8 | 899 | 33210 | 2.0 | 2.4 | 72.8 | 84592 | 5485 | 1.3 | 0.4 |
| 899 | 32653 | 2.8 | 2.7 | 69.5 | 899 | 22624 | 2.4 | 2.4 | 67.2 | 842 | 31992 | 0.9 | 2.3 | 75.2 | 05854 | 4885 | 13.4 | 0.4 |
| 058 | 31668 | 2.9 | 2.6 | 72.1 | 121 | 20927 | 1.2 | 2.2 | 69.4 | 821 | 29102 | 1.3 | 2.1 | 77.3 | 25192 | 4538 | 7.5 | 0.3 |
| 247 | 30279 | 1.8 | 2.5 | 74.6 | 894 | 19919 | 1.4 | 2.1 | 71.4 | 037 | 24702 | 2.0 | 1.8 | 79.1 | 12119 | 4272 | 1.4 | 0.3 |
| 843 | 30237 | 1.4 | 2.5 | 77.1 | 845 | 19669 | 1.4 | 2.1 | 73.5 | 635 | 22196 | 2.9 | 1.6 | 80.7 | 84523 | 4259 | 1.7 | 0.3 |
| 683 | 29634 | 3.8 | 2.4 | 79.5 | 851 | 18199 | 1.4 | 1.9 | 75.4 | 057 | 19492 | 0.4 | 1.4 | 82.1 | 63549 | 4142 | 4.1 | 0.3 |
| 034 | 28396 | 2.3 | 2.3 | 81.8 | 842 | 16269 | 0.9 | 1.7 | 77.1 | 894 | 19183 | 0.6 | 1.4 | 83.5 | 82192 | 4014 | 0.5 | 0.3 |
| 845 | 17004 | 1.0 | 1.4 | 83.2 | 037 | 15221 | 2.3 | 1.6 | 78.7 | 121 | 17290 | 0.9 | 1.3 | 84.8 | 84411 | 3915 | 0.4 | 0.3 |
| 844 | 16090 | 1.6 | 1.3 | 84.5 | 635 | 11658 | 2.8 | 1.2 | 79.9 | 851 | 16703 | 0.7 | 1.2 | 86.0 | 07111 | 3735 | 0.1 | 0.3 |
| 821 | 15752 | 1.1 | 1.3 | 85.8 | 821 | 11344 | 1.0 | 1.2 | 81.1 | 292 | 14384 | 1.2 | 1.1 | 87.1 | 12129 | 3729 | 1.0 | 0.3 |
| 784 | 14095 | 0.8 | 1.2 | 87.0 | 292 | 10434 | 1.3 | 1.1 | 82.2 | | | | | | 59892 | 3517 | 8.1 | 0.3 |
| 851 | 13949 | 1.0 | 1.1 | 88.1 | 431 | 10273 | 5.1 | 1.1 | 83.2 | | | | | | 29298 | 3170 | 7.8 | 0.2 |
| | | | | | 057 | 9884 | 0.3 | 1.0 | 84.3 | | | | | | 84233 | 3130 | 1.3 | 0.2 |
| | | | | | 071 | 9761 | 0.2 | 1.0 | 85.3 | | | | | | 89993 | 3097 | 1.7 | 0.2 |

A: SITC Rev2 codes; B: 000 ECU; B1: 000 US$; C: % of total EC sectoral imports; D: % of total EC bilateral imports; E: cumulative % of total EC bilateral imports; TL: total trade; M: manufactures: SITC 5+6+7+8.

| 1980 | | | | 1985 | | | | 1987 | | | | 1988 | | | |
|---|---|---|---|---|---|---|---|---|---|---|---|---|---|---|---|
| A | B | C | D | A | B | C | D | A | B | C | D | A | B | C | D |
| EC IMPORTS FROM SINGAPORE | | | | | | | | | | | | | | | |
| TL | 1932009 | 0.7 | 100.0 | TL | 2309319 | 0.6 | 100.0 | TL | 2543725 | 0.7 | 100.0 | TL | 3267944 | 0.8 | 100.0 |
| M | 948599 | 0.8 | 49.0 | M | 1816799 | 0.9 | 78.6 | M | 2263720 | 1.0 | 88.9 | M | 3027233 | 1.2 | 92.6 |
| 9 | 677445 | 8.2 | 35.0 | 7 | 1298656 | 1.6 | 56.2 | 7 | 1664172 | 1.8 | 65.4 | 7 | 2303384 | 2.0 | 70.4 |
| 7 | 574175 | 1.4 | 29.7 | 8 | 257025 | 0.7 | 11.1 | 8 | 381037 | 0.9 | 14.9 | 8 | 479315 | 0.9 | 14.6 |
| 8 | 248181 | 1.2 | 12.8 | 2 | 177983 | 0.5 | 7.7 | 6 | 158136 | 0.3 | 6.2 | 6 | 195393 | 0.3 | 5.9 |
| 2 | 196250 | 0.7 | 10.1 | 6 | 141717 | 0.3 | 6.1 | 2 | 145140 | 0.5 | 5.7 | 2 | 127856 | 0.3 | 3.9 |
| 6 | 112832 | 0.3 | 5.8 | 3 | 123187 | 0.1 | 5.3 | 0 | 69939 | 0.2 | 2.7 | 0 | 67519 | 0.2 | 2.0 |
| 0 | 40008 | 0.1 | 2.0 | 5 | 119408 | 0.5 | 5.1 | 5 | 60382 | 0.3 | 2.3 | 5 | 49150 | 0.1 | 1.5 |
| 5 | 13415 | 0.2 | 0.6 | 0 | 107045 | 0.3 | 4.6 | 9 | 47145 | 0.5 | 1.8 | 9 | 36770 | 0.2 | 1.1 |
| 3 | 64935 | 0.1 | 3.3 | 9 | 73188 | 0.7 | 3.1 | 3 | 13801 | 0.0 | 0.5 | 3 | 5153 | 0.0 | 0.1 |
| 4 | 4423 | 0.3 | 0.2 | 1 | 818 | 0.4 | 0.0 | 1 | 2256 | 0.1 | 0.0 | 4 | 2091 | 0.1 | 0.0 |
| 1 | 367 | 0.0 | 0.0 | 4 | 10313 | 0.0 | 0.4 | 4 | 1739 | 0.2 | 0.0 | 1 | 1333 | 0.0 | 0.0 |
| USA IMPORTS FROM SINGAPORE | | | | | | | | | | | | | | | |
| TL | 1395166 | 0.7 | 100.0 | TL | 5723063 | 1.2 | 100.0 | TL | 5495658 | 1.5 | 100.0 | TL | 6940485 | 1.7 | 100.0 |
| M | 1158795 | 1.2 | 83.0 | M | 4803230 | 1.4 | 83.9 | M | 5054292 | 1.8 | 91.9 | M | 6497814 | 2.1 | 93.6 |
| 7 | 927727 | 2.0 | 66.4 | 7 | 3845426 | 2.0 | 67.1 | 7 | 4076485 | 2.5 | 74.1 | 7 | 5386192 | 3.1 | 77.6 |
| 8 | 190108 | 1.0 | 13.6 | 8 | 744848 | 1.1 | 13.0 | 8 | 742486 | 1.2 | 13.5 | 8 | 834421 | 1.3 | 12.0 |
| 9 | 99945 | 2.0 | 7.1 | 3 | 553926 | 0.7 | 9.6 | 3 | 181211 | 0.4 | 3.2 | 9 | 182606 | 1.6 | 2.6 |
| 3 | 66734 | 0.1 | 4.7 | 9 | 186043 | 1.2 | 3.2 | 9 | 141511 | 1.3 | 2.5 | 6 | 144609 | 0.2 | 2.0 |
| 2 | 39317 | 0.4 | 2.8 | 6 | 126592 | 0.1 | 2.2 | 5 | 122405 | 0.8 | 2.2 | 3 | 140393 | 0.3 | 2.0 |
| 6 | 38583 | 0.1 | 2.7 | 0 | 91401 | 0.3 | 1.5 | 6 | 112917 | 0.2 | 2.0 | 5 | 132593 | 0.7 | 1.9 |
| 0 | 28507 | 0.2 | 2.0 | 5 | 86366 | 0.4 | 1.5 | 0 | 78671 | 0.4 | 1.4 | 0 | 87525 | 0.4 | 1.2 |
| 5 | 2379 | 0.0 | 0.1 | 2 | 57918 | 0.3 | 1.0 | 2 | 34242 | 0.3 | 0.6 | 2 | 23623 | 0.1 | 0.3 |
| 4 | 1624 | 0.4 | 0.1 | 4 | 28374 | 2.9 | 0.4 | 1 | 3610 | 0.0 | 0.0 | 1 | 5159 | 0.1 | 0.0 |
| 1 | 244 | 0.0 | 0.0 | 1 | 2172 | 0.0 | 0.0 | 4 | 2121 | 0.3 | 0.0 | 4 | 3366 | 0.4 | 0.0 |
| JAPANESE IMPORTS FROM SINGAPORE | | | | | | | | | | | | | | | |
| TL | 1059764 | 1.0 | 100.0 | TL | 2067067 | 1.2 | 100.0 | TL | 1759620 | 1.3 | 100.0 | TL | 1973701 | 1.2 | 100.0 |
| 3 | 781332 | 1.5 | 73.7 | 3 | 1415059 | 1.9 | 68.4 | 3 | 994695 | 2.9 | 56.5 | 3 | 913911 | 2.7 | 46.3 |
| M | 168244 | 0.8 | 15.8 | M | 457685 | 0.9 | 22.1 | M | 509736 | 0.9 | 28.9 | M | 721988 | 1.0 | 36.5 |
| 7 | 70097 | 1.1 | 6.6 | 7 | 210766 | 1.5 | 10.1 | 7 | 244926 | 1.7 | 13.9 | 7 | 379017 | 1.9 | 19.2 |
| 9 | 61882 | 5.6 | 5.8 | 5 | 155331 | 1.5 | 7.5 | 5 | 154714 | 1.5 | 8.7 | 5 | 172760 | 1.4 | 8.7 |
| 5 | 59333 | 1.4 | 5.5 | 9 | 91768 | 1.8 | 4.4 | 9 | 133596 | 2.8 | 7.5 | 9 | 145518 | 2.7 | 7.3 |
| 2 | 28117 | 0.1 | 2.6 | 8 | 61730 | 0.6 | 2.9 | 8 | 66212 | 0.5 | 3.7 | 8 | 99905 | 0.5 | 5.0 |
| 8 | 23669 | 0.6 | 2.2 | 2 | 54615 | 0.2 | 2.6 | 2 | 63239 | 0.3 | 3.5 | 2 | 92954 | 0.3 | 4.7 |
| 0 | 16495 | 0.1 | 1.5 | 0 | 31843 | 0.1 | 1.5 | 6 | 43885 | 0.2 | 2.4 | 6 | 70306 | 0.3 | 3.5 |
| 6 | 15145 | 0.2 | 1.4 | 6 | 29859 | 0.2 | 1.4 | 0 | 36317 | 0.2 | 2.0 | 0 | 67896 | 0.2 | 3.4 |
| 1 | 2371 | 0.4 | 0.2 | 4 | 14068 | 3.2 | 0.6 | 1 | 16204 | 1.1 | 0.9 | 1 | 24359 | 1.3 | 1.2 |
| 4 | 1324 | 0.6 | 0.1 | 1 | 2035 | 0.2 | 0.0 | 4 | 5834 | 2.5 | 0.3 | 4 | 7077 | 2.3 | 0.3 |

EC IMPORTS FROM SINGAPORE

| 1980 | | | | | 1985 | | | | | 1987 | | | | | 1987 | | | |
|---|---|---|---|---|---|---|---|---|---|---|---|---|---|---|---|---|---|---|
| A | B1 | C | D | E | A | B1 | C | D | E | A | B1 | C | D | E | A | B1 | C | D |
| 97 | 942870 | 18.6 | 34.3 | 34.3 | 77 | 309798 | 2.8 | 17.4 | 17.4 | 75 | 689094 | 3.3 | 23.3 | 23.3 | 24831 | 94939 | 5.3 | 3.2 |
| 76 | 368683 | 5.4 | 13.4 | 47.7 | 75 | 297649 | 2.2 | 16.7 | 34.1 | 77 | 570204 | 3.2 | 19.3 | 42.5 | 89423 | 74172 | 5.0 | 2.5 |
| 77 | 282645 | 3.2 | 10.3 | 58.0 | 76 | 245699 | 3.5 | 13.8 | 47.9 | 76 | 511888 | 3.7 | 17.3 | 59.8 | 51569 | 42781 | 2.6 | 1.4 |
| 84 | 159096 | 1.7 | 5.8 | 63.8 | 89 | 107619 | 1.5 | 6.0 | 54.0 | 89 | 192334 | 1.4 | 6.5 | 66.3 | 76388 | 37208 | 3.9 | 1.3 |
| 24 | 128315 | 1.5 | 4.7 | 68.5 | 33 | 94988 | 0.1 | 5.3 | 59.3 | 84 | 172039 | 1.0 | 5.8 | 72.1 | 23202 | 35990 | 4.7 | 1.2 |
| 23 | 106157 | 6.4 | 3.9 | 72.3 | 51 | 73127 | 1.5 | 4.1 | 63.4 | 24 | 99102 | 1.4 | 3.3 | 75.5 | 71491 | 35095 | 1.6 | 1.2 |
| 89 | 94008 | 1.2 | 3.4 | 75.8 | 24 | 54086 | 1.2 | 3.0 | 66.4 | 63 | 64958 | 2.6 | 2.2 | 77.7 | 76381 | 32676 | 1.5 | 1.1 |
| 33 | 92345 | 0.1 | 3.4 | 79.1 | 07 | 51489 | 0.7 | 2.9 | 69.3 | 51 | 57877 | 0.9 | 2.0 | 79.6 | 75121 | 31225 | 8.2 | 1.1 |
| 63 | 77410 | 3.7 | 2.8 | 81.9 | 23 | 51012 | 4.8 | 2.9 | 72.2 | 74 | 51680 | 0.6 | 1.7 | 81.4 | 89731 | 30279 | 5.7 | 1.0 |
| 88 | 73339 | 1.6 | 2.7 | 84.6 | 84 | 49869 | 0.6 | 2.8 | 75.0 | 71 | 50837 | 0.6 | 1.7 | 83.1 | 84232 | 29157 | 2.7 | 1.0 |
| 79 | 67649 | 0.8 | 2.5 | 87.1 | 74 | 45756 | 0.8 | 2.6 | 77.6 | 69 | 47344 | 0.8 | 1.6 | 84.7 | 84513 | 26197 | 3.9 | 0.9 |
| 03 | 39885 | 1.3 | 1.5 | 88.5 | 71 | 44702 | 0.8 | 2.5 | 80.1 | 03 | 42753 | 0.7 | 1.4 | 86.2 | 77884 | 23547 | 4.7 | 0.8 |
| 75 | 38386 | 0.5 | 1.4 | 89.9 | 63 | 42890 | 2.9 | 2.4 | 82.5 | 87 | 39552 | 0.5 | 1.3 | 87.5 | 77586 | 23313 | 3.0 | 0.8 |
| | | | | | 69 | 33189 | 0.9 | 1.9 | 84.3 | 23 | 38455 | 2.8 | 1.3 | 88.8 | 76493 | 23305 | 2.2 | 0.8 |
| | | | | | 79 | 32732 | 0.6 | 1.8 | 86.2 | | | | | | 75111 | 22870 | 18.7 | 0.8 |
| | | | | | 87 | 23092 | 0.5 | 1.3 | 87.5 | | | | | | 84593 | 18627 | 3.8 | 0.6 |
| | | | | | 03 | 22850 | 0.8 | 1.3 | 88.8 | | | | | | 87483 | 18575 | 0.6 | 0.6 |
| | | | | | 93 | 19030 | 0.4 | 1.1 | 89.8 | | | | | | 89211 | 14700 | 2.1 | 0.5 |
| | | | | | 72 | 18191 | 0.4 | 1.0 | 90.9 | | | | | | 84621 | 12817 | 4.4 | 0.4 |
| | | | | | | | | | | | | | | | 84512 | 12637 | 2.1 | 0.4 |
| 971 | 942870 | 18.6 | 34.3 | 34.3 | 776 | 203732 | 4.8 | 11.4 | 11.4 | 752 | 423700 | 3.4 | 14.3 | 14.3 | 69402 | 12189 | 2.3 | 0.4 |
| 776 | 200171 | 6.8 | 7.3 | 41.6 | 752 | 168029 | 2.3 | 9.4 | 20.9 | 776 | 364363 | 5.9 | 12.3 | 26.6 | 89831 | 12149 | 1.0 | 0.4 |
| 762 | 183554 | 11.9 | 6.7 | 48.3 | 762 | 126140 | 10.1 | 7.1 | 28.0 | 762 | 209636 | 8.1 | 7.1 | 33.7 | 77584 | 12084 | 30.7 | 0.4 |
| 248 | 127268 | 1.9 | 4.6 | 52.9 | 759 | 103217 | 2.3 | 5.8 | 33.8 | 759 | 208945 | 3.2 | 7.1 | 40.8 | 77812 | 11607 | 3.8 | 0.4 |
| 761 | 110885 | 14.3 | 4.0 | 56.9 | 334 | 84826 | 0.4 | 4.8 | 38.5 | 761 | 177817 | 12.4 | 6.0 | 46.8 | 74411 | 11320 | 2.9 | 0.4 |
| 232 | 106134 | 8.5 | 3.9 | 60.8 | 761 | 74872 | 12.7 | 4.2 | 42.7 | 248 | 98385 | 1.6 | 3.3 | 50.1 | 77121 | 11168 | 2.5 | 0.4 |
| 334 | 92345 | 0.6 | 3.4 | 64.2 | 515 | 57376 | 4.2 | 3.2 | 45.9 | 894 | 83576 | 2.6 | 2.8 | 52.9 | 83109 | 9974 | 2.0 | 0.3 |
| 634 | 65298 | 4.4 | 2.4 | 66.5 | 248 | 53799 | 1.5 | 3.0 | 49.0 | 763 | 74263 | 2.1 | 2.5 | 55.4 | 84411 | 9795 | 1.1 | 0.3 |
| 793 | 53893 | 2.3 | 2.0 | 68.5 | 232 | 50954 | 6.8 | 2.9 | 51.8 | 845 | 66406 | 1.9 | 2.2 | 57.7 | 84632 | 9611 | 7.9 | 0.3 |
| 881 | 53326 | 4.6 | 1.9 | 70.4 | 894 | 43529 | 3.0 | 2.4 | 54.3 | 778 | 63930 | 1.6 | 2.2 | 59.8 | 84393 | 9483 | 1.1 | 0.3 |
| 764 | 52042 | 1.9 | 1.9 | 72.3 | 072 | 41019 | 2.2 | 2.3 | 56.6 | 772 | 62032 | 1.9 | 2.1 | 61.9 | 69913 | 9458 | 2.7 | 0.3 |
| 843 | 44683 | 2.1 | 1.6 | 74.0 | 772 | 39779 | 1.9 | 2.2 | 58.8 | 751 | 56448 | 2.8 | 1.9 | 63.8 | 89283 | 9321 | 17.4 | 0.3 |
| 894 | 41254 | 2.1 | 1.5 | 75.5 | 634 | 36628 | 3.4 | 2.1 | 60.9 | 634 | 51579 | 2.9 | 1.7 | 65.6 | 79322 | 8947 | 4.4 | 0.3 |
| 034 | 34249 | 2.7 | 1.2 | 76.7 | 778 | 32449 | 1.4 | 1.8 | 62.7 | 764 | 50172 | 0.8 | 1.7 | 67.3 | 65315 | 8941 | 1.4 | 0.3 |
| 778 | 33355 | 1.5 | 1.2 | 77.9 | 714 | 30452 | 1.1 | 1.7 | 64.4 | 775 | 44907 | 2.4 | 1.5 | 68.8 | 77886 | 8416 | 0.8 | 0.3 |
| 772 | 33105 | 1.9 | 1.2 | 79.1 | 897 | 29658 | 5.3 | 1.7 | 66.1 | 515 | 42845 | 2.2 | 1.4 | 70.2 | 89941 | 8387 | 5.7 | 0.3 |
| 845 | 31740 | 1.9 | 1.2 | 80.3 | 751 | 26403 | 1.6 | 1.5 | 67.6 | 714 | 38425 | 0.9 | 1.3 | 71.5 | 66729 | 7901 | 0.4 | 0.3 |
| 842 | 31294 | 1.5 | 1.1 | 81.4 | 793 | 25111 | 2.0 | 1.4 | 69.0 | 232 | 38407 | 4.2 | 1.3 | 72.8 | 89399 | 7808 | 0.7 | 0.3 |
| 751 | 31007 | 2.2 | 1.1 | 82.6 | 764 | 24485 | 0.8 | 1.4 | 70.3 | 842 | 35366 | 1.0 | 1.2 | 74.0 | 77118 | 7612 | 3.3 | 0.3 |
| | | | | | 775 | 22233 | 2.4 | 1.2 | 71.6 | 846 | 32971 | 1.7 | 1.1 | 75.1 | 33419 | 7555 | 0.2 | 0.3 |
| | | | | | 763 | 20202 | 0.9 | 1.1 | 72.7 | 874 | 32258 | 0.6 | 1.1 | 76.2 | 69541 | 7488 | 1.3 | 0.3 |
| | | | | | 931 | 19030 | 0.4 | 1.1 | 73.8 | | | | | | 76499 | 7324 | 0.7 | 0.2 |
| | | | | | 874 | 19026 | 0.5 | 1.1 | 74.9 | | | | | | 63442 | 7277 | 8.0 | 0.2 |
| | | | | | 034 | 18491 | 1.7 | 1.0 | 75.9 | | | | | | 72449 | 6925 | 6.5 | 0.2 |
| | | | | | | | | | | | | | | | 77571 | 6776 | 6.6 | 0.2 |

A: SITC Rev2 codes; B: 000 ECU; B1: 000 US$; C: % of total EC sectoral imports; D: % of total EC bilateral imports; E: cumulative % of total EC bilateral imports; TL: total trade; M: manufactures: SITC 5+6+7+8.

| 1980 | | | | 1985 | | | | 1987 | | | | 1988 | | | |
|---|---|---|---|---|---|---|---|---|---|---|---|---|---|---|---|
| A | B | C | D | A | B | C | D | A | B | C | D | A | B | C | D |
| EC IMPORTS FROM SOUTH KOREA | | | | | | | | | | | | | | | |
| TL | 2042235 | 0.7 | 100.0 | TL | 3426011 | 0.8 | 100.0 | TL | 6074771 | 1.8 | 100.0 | TL | 7353171 | 1.9 | 100.0 |
| M | 1921132 | 1.7 | 94.0 | M | 3266549 | 1.7 | 95.3 | M | 5870383 | 2.7 | 96.6 | M | 7170478 | 2.8 | 97.5 |
| 8 | 1102950 | 5.3 | 54.0 | 8 | 1670428 | 4.6 | 48.7 | 8 | 2673764 | 6.0 | 44.0 | 8 | 3187220 | 6.1 | 43.3 |
| 6 | 484073 | 1.2 | 23.7 | 7 | 1026854 | 1.2 | 29.9 | 7 | 2354282 | 2.6 | 38.7 | 7 | 3029097 | 2.7 | 41.1 |
| 7 | 311167 | 0.8 | 15.2 | 6 | 501226 | 1.0 | 14.6 | 6 | 742000 | 1.5 | 12.2 | 6 | 835230 | 1.3 | 11.3 |
| 1 | 58885 | 3.7 | 2.8 | 1 | 84853 | 3.0 | 2.4 | 5 | 100343 | 0.5 | 1.6 | 5 | 118937 | 0.4 | 1.6 |
| 0 | 38368 | 0.2 | 1.8 | 5 | 68055 | 0.3 | 1.9 | 0 | 68497 | 0.2 | 1.1 | 0 | 77818 | 0.2 | 1.0 |
| 5 | 22952 | 0.2 | 1.1 | 0 | 38067 | 0.1 | 1.1 | 1 | 62824 | 2.9 | 1.0 | 1 | 48619 | 2.4 | 0.6 |
| 2 | 19260 | 0.1 | 0.9 | 2 | 26497 | 0.1 | 0.7 | 9 | 40312 | 0.4 | 0.6 | 9 | 28351 | 0.2 | 0.3 |
| 9 | 3426 | 0.0 | 0.1 | 9 | 10015 | 0.1 | 0.2 | 2 | 30062 | 0.1 | 0.4 | 2 | 27795 | 0.0 | 0.3 |
| 4 | 64 | 0.0 | 0.0 | 4 | 5 | 0.0 | 0.0 | 4 | 95 | 0.0 | 0.0 | 4 | 74 | 0.0 | 0.0 |
| 3 | 1108 | 0.0 | 0.0 | 3 | 47 | 0.0 | 0.0 | 3 | 2613 | 0.0 | 0.0 | 3 | 48 | 0.0 | 0.0 |
| USA IMPORTS FROM SOUTH KOREA | | | | | | | | | | | | | | | |
| TL | 3116497 | 1.7 | 100.0 | TL | 13876100 | 2.9 | 100.0 | TL | 15461105 | 4.2 | 100.0 | TL | 17895360 | 4.6 | 100.0 |
| M | 3004386 | 3.2 | 96.4 | M | 13452276 | 4.0 | 96.9 | M | 15046418 | 5.3 | 97.3 | M | 17495600 | 5.7 | 97.7 |
| 8 | 1545511 | 8.8 | 49.5 | 8 | 6708726 | 10.0 | 48.3 | 8 | 6649136 | 11.3 | 43.0 | 7 | 8000540 | 4.6 | 44.7 |
| 6 | 811622 | 3.3 | 26.0 | 7 | 3827700 | 2.0 | 27.5 | 7 | 6375966 | 4.0 | 41.2 | 8 | 7179726 | 11.5 | 40.1 |
| 7 | 624505 | 1.3 | 20.0 | 6 | 2793405 | 4.3 | 20.1 | 6 | 1893290 | 3.8 | 12.2 | 6 | 2160293 | 3.9 | 12.0 |
| 0 | 68744 | 0.5 | 2.2 | 0 | 176668 | 0.6 | 1.2 | 0 | 269135 | 1.4 | 1.7 | 0 | 235764 | 1.2 | 1.3 |
| 5 | 22748 | 0.3 | 0.7 | 5 | 122445 | 0.6 | 0.8 | 5 | 128028 | 0.8 | 0.8 | 5 | 155051 | 0.8 | 0.8 |
| 1 | 20366 | 0.9 | 0.6 | 3 | 110743 | 0.1 | 0.7 | 9 | 87229 | 0.8 | 0.5 | 9 | 113926 | 1.0 | 0.6 |
| 9 | 17923 | 0.3 | 0.5 | 9 | 100753 | 0.6 | 0.7 | 3 | 26222 | 0.0 | 0.1 | 2 | 23419 | 0.1 | 0.1 |
| 2 | 4328 | 0.0 | 0.1 | 1 | 20870 | 0.3 | 0.1 | 2 | 15917 | 0.1 | 0.1 | 1 | 13568 | 0.3 | 0.0 |
| 4 | 751 | 0.1 | 0.0 | 2 | 14676 | 0.0 | 0.1 | 1 | 15858 | 0.4 | 0.1 | 3 | 12729 | 0.0 | 0.0 |
| | | | | 4 | 114 | 0.0 | 0.0 | 4 | 345 | 0.0 | 0.0 | 4 | 378 | 0.0 | 0.0 |
| JAPANESE IMPORTS FROM SOUTH KOREA | | | | | | | | | | | | | | | |
| TL | 2106751 | 2.1 | 100.0 | TL | 5306743 | 3.1 | 100.0 | TL | 6939853 | 5.4 | 100.0 | TL | 9965205 | 6.3 | 100.0 |
| M | 1506694 | 7.2 | 71.5 | M | 3304869 | 7.1 | 62.2 | M | 4954840 | 9.7 | 71.3 | M | 7649835 | 10.7 | 76.7 |
| 6 | 636665 | 9.3 | 30.2 | 8 | 1287833 | 14.4 | 24.2 | 8 | 2355403 | 19.5 | 33.9 | 8 | 3522451 | 20.6 | 35.3 |
| 8 | 504661 | 13.2 | 23.9 | 6 | 1242208 | 9.1 | 23.4 | 6 | 1542035 | 10.2 | 22.2 | 6 | 2436608 | 10.7 | 24.4 |
| 0 | 408162 | 4.1 | 19.3 | 0 | 1006135 | 5.2 | 18.9 | 0 | 1258767 | 7.0 | 18.1 | 0 | 1475578 | 6.5 | 14.8 |
| 7 | 228381 | 3.8 | 10.8 | 7 | 555954 | 4.0 | 10.4 | 7 | 831461 | 5.8 | 11.9 | 7 | 1377170 | 7.0 | 13.8 |
| 5 | 136989 | 3.2 | 6.5 | 3 | 728048 | 1.0 | 13.7 | 3 | 436625 | 1.2 | 6.2 | 3 | 392781 | 1.1 | 3.9 |
| 2 | 130770 | 0.7 | 6.2 | 5 | 218875 | 2.1 | 4.1 | 5 | 225941 | 2.3 | 3.2 | 5 | 313606 | 2.6 | 3.1 |
| 3 | 30052 | 0.0 | 1.4 | 2 | 172520 | 0.7 | 3.2 | 2 | 173948 | 0.9 | 2.5 | 2 | 278047 | 1.1 | 2.7 |
| 9 | 27540 | 2.5 | 1.3 | 9 | 82350 | 1.6 | 1.5 | 9 | 103500 | 2.2 | 1.4 | 9 | 147847 | 2.8 | 1.4 |
| 1 | 2783 | 0.5 | 0.1 | 1 | 10490 | 1.0 | 0.1 | 1 | 10008 | 0.7 | 0.1 | 1 | 19968 | 1.0 | 0.2 |
| 4 | 752 | 0.3 | 0.0 | 4 | 2333 | 0.5 | 0.0 | 4 | 2165 | 0.9 | 0.0 | 4 | 1149 | 0.3 | 0.0 |

EC IMPORTS FROM SOUTH KOREA

| 1980 | | | | | 1985 | | | | | 1987 | | | | | 1987 | | | |
|---|---|---|---|---|---|---|---|---|---|---|---|---|---|---|---|---|---|---|
| A | B1 | C | D | E | A | B1 | C | D | E | A | B1 | C | D | E | A | B1 | C | D |
| 84 | 986866 | 10.3 | 34.0 | 34.0 | 84 | 774898 | 9.3 | 29.3 | 29.3 | 84 | 1736664 | 10.0 | 24.6 | 24.6 | 85102 | 372051 | 18.4 | 5.3 |
| 76 | 279302 | 4.1 | 9.6 | 43.6 | 76 | 235798 | 3.3 | 8.9 | 38.3 | 76 | 1155258 | 8.3 | 16.3 | 40.9 | 76381 | 271104 | 12.7 | 3.8 |
| 65 | 220570 | 2.7 | 7.6 | 51.2 | 77 | 204153 | 1.8 | 7.7 | 46.0 | 89 | 613087 | 4.4 | 8.7 | 49.6 | 77586 | 162415 | 21.0 | 2.3 |
| 85 | 219760 | 15.5 | 7.6 | 58.8 | 89 | 202252 | 2.7 | 7.7 | 53.6 | 77 | 585484 | 3.3 | 8.3 | 57.9 | 84294 | 160297 | 26.8 | 2.3 |
| 89 | 189156 | 2.5 | 6.5 | 65.3 | 75 | 194208 | 1.5 | 7.4 | 61.0 | 75 | 552722 | 2.6 | 7.8 | 65.7 | 89423 | 158343 | 10.7 | 2.2 |
| 67 | 138523 | 2.0 | 4.8 | 70.0 | 65 | 183817 | 2.8 | 7.0 | 68.0 | 85 | 414508 | 16.5 | 5.9 | 71.6 | 84513 | 143789 | 21.4 | 2.0 |
| 83 | 105384 | 16.8 | 3.6 | 73.7 | 85 | 168625 | 13.2 | 6.4 | 74.3 | 65 | 328198 | 3.0 | 4.6 | 76.2 | 79323 | 118187 | 24.4 | 1.7 |
| 69 | 94741 | 2.2 | 3.3 | 76.9 | 83 | 89397 | 16.1 | 3.4 | 77.7 | 83 | 211998 | 17.4 | 3.0 | 79.2 | 89831 | 116567 | 9.1 | 1.6 |
| 77 | 94107 | 1.1 | 3.2 | 80.2 | 69 | 76792 | 2.2 | 2.9 | 80.6 | 69 | 197895 | 3.3 | 2.8 | 82.0 | 83102 | 98964 | 27.6 | 1.4 |
| 12 | 83439 | 4.5 | 2.9 | 83.0 | 79 | 68606 | 1.3 | 2.6 | 83.2 | 79 | 193186 | 2.8 | 2.7 | 84.7 | 84313 | 81785 | 26.4 | 1.2 |
| 63 | 78222 | 3.8 | 2.7 | 85.7 | 12 | 65127 | 3.5 | 2.5 | 85.7 | 78 | 123931 | 0.7 | 1.8 | 86.5 | 84394 | 75621 | 14.4 | 1.1 |
| 66 | 70066 | 0.7 | 2.4 | 88.1 | 78 | 54275 | 0.6 | 2.1 | 87.7 | 62 | 119219 | 6.4 | 1.7 | 88.2 | 84411 | 73953 | 8.2 | 1.0 |
| 88 | 54235 | 1.2 | 1.9 | 90.0 | 62 | 50843 | 5.0 | 1.9 | 89.7 | 88 | 77945 | 1.3 | 1.1 | 89.3 | 83109 | 73643 | 14.8 | 1.0 |
| 62 | 52383 | 4.7 | 1.8 | 91.8 | 88 | 36484 | 1.0 | 1.4 | 91.0 | 67 | 77585 | 1.1 | 1.1 | 90.4 | 84722 | 70074 | 24.6 | 1.0 |
| 03 | 43279 | 1.4 | 1.5 | 93.3 | 51 | 28975 | 0.6 | 1.1 | 92.1 | 12 | 72622 | 3.6 | 1.0 | 91.4 | 65315 | 66005 | 10.5 | 0.9 |
| | | | | | 03 | 26627 | 1.0 | 1.0 | 93.2 | | | | | | 84412 | 62816 | 20.5 | 0.9 |
| | | | | | | | | | | | | | | | 76388 | 61986 | 6.5 | 0.9 |
| 848 | 223434 | 19.2 | 7.7 | 7.7 | 848 | 183659 | 18.6 | 7.0 | 7.0 | 848 | 531842 | 25.0 | 7.5 | 7.5 | 79322 | 58511 | 28.8 | 0.8 |
| 851 | 219760 | 15.5 | 7.6 | 15.3 | 752 | 177634 | 2.5 | 6.7 | 13.7 | 752 | 497169 | 4.0 | 7.0 | 14.6 | 69741 | 57504 | 25.2 | 0.8 |
| 842 | 207453 | 9.7 | 7.1 | 22.4 | 851 | 168625 | 13.2 | 6.4 | 20.1 | 762 | 417488 | 16.2 | 5.9 | 20.5 | 89471 | 49884 | 48.0 | 0.7 |
| 843 | 153872 | 7.4 | 5.3 | 27.7 | 842 | 153766 | 8.7 | 5.8 | 25.9 | 851 | 414508 | 16.5 | 5.9 | 26.3 | 77886 | 48194 | 4.4 | 0.7 |
| 845 | 134188 | 8.2 | 4.6 | 32.3 | 843 | 136261 | 6.6 | 5.2 | 31.0 | 763 | 358989 | 9.9 | 5.1 | 31.4 | 84219 | 47017 | 28.6 | 0.7 |
| 844 | 131071 | 13.0 | 4.5 | 36.8 | 776 | 126723 | 3.0 | 4.8 | 35.8 | 842 | 355012 | 9.7 | 5.0 | 36.4 | 69606 | 40160 | 37.3 | 0.6 |
| 762 | 118858 | 7.7 | 4.1 | 40.9 | 762 | 125558 | 10.0 | 4.8 | 40.6 | 776 | 281049 | 4.6 | 4.0 | 40.4 | 12121 | 39738 | 4.0 | 0.6 |
| 831 | 105384 | 16.8 | 3.6 | 44.6 | 845 | 116647 | 8.0 | 4.4 | 45.0 | 843 | 276506 | 6.8 | 3.9 | 44.3 | 84291 | 39162 | 42.9 | 0.6 |
| 894 | 98910 | 5.0 | 3.4 | 48.0 | 894 | 90596 | 6.1 | 3.4 | 48.4 | 894 | 256279 | 8.0 | 3.6 | 47.9 | 84293 | 38973 | 6.5 | 0.6 |
| 121 | 83433 | 5.0 | 2.9 | 50.8 | 831 | 89397 | 16.1 | 3.4 | 51.8 | 845 | 249929 | 7.3 | 3.5 | 51.5 | 62591 | 38704 | 43.5 | 0.5 |
| 672 | 77791 | 7.5 | 2.7 | 53.5 | 844 | 82754 | 10.6 | 3.1 | 54.9 | 761 | 219636 | 15.3 | 3.1 | 54.6 | 84831 | 37286 | 14.8 | 0.5 |
| 846 | 76475 | 6.9 | 2.6 | 56.1 | 653 | 75238 | 8.0 | 2.8 | 57.8 | 831 | 211998 | 17.4 | 3.0 | 57.6 | 89811 | 34328 | 26.3 | 0.5 |
| 634 | 72567 | 4.9 | 2.5 | 58.6 | 793 | 67534 | 5.5 | 2.6 | 60.4 | 793 | 176861 | 6.0 | 2.5 | 60.1 | 77884 | 33291 | 6.6 | 0.5 |
| 653 | 65684 | 6.6 | 2.3 | 60.9 | 121 | 65127 | 3.7 | 2.5 | 62.8 | 898 | 171282 | 6.8 | 2.4 | 62.5 | 83101 | 31928 | 11.9 | 0.5 |
| 764 | 60966 | 2.3 | 2.1 | 63.0 | 846 | 64297 | 7.0 | 2.4 | 65.3 | 775 | 164610 | 8.9 | 2.3 | 64.8 | 84352 | 31851 | 9.3 | 0.5 |
| 776 | 60476 | 2.1 | 2.1 | 65.1 | 764 | 47636 | 1.6 | 1.8 | 67.1 | 764 | 159144 | 2.5 | 2.3 | 67.1 | 71332 | 29062 | 16.1 | 0.4 |
| 847 | 60372 | 13.9 | 2.1 | 67.2 | 778 | 47148 | 2.0 | 1.8 | 68.8 | 844 | 141747 | 9.8 | 2.0 | 69.1 | 76493 | 28092 | 2.7 | 0.4 |
| 763 | 55093 | 3.1 | 1.9 | 69.1 | 625 | 46859 | 8.7 | 1.8 | 70.6 | 653 | 132035 | 7.9 | 1.9 | 71.0 | 65341 | 28055 | 6.1 | 0.4 |
| 666 | 51287 | 13.6 | 1.8 | 70.8 | 898 | 43780 | 3.2 | 1.7 | 72.3 | 778 | 112261 | 2.8 | 1.6 | 72.5 | 85101 | 27039 | 7.9 | 0.4 |
| 674 | 50771 | 2.8 | 1.7 | 72.6 | 763 | 40322 | 1.9 | 1.5 | 73.8 | 625 | 105404 | 9.9 | 1.5 | 74.0 | 65148 | 26730 | 15.0 | 0.4 |
| 625 | 47895 | 7.9 | 1.6 | 74.2 | 847 | 37514 | 10.3 | 1.4 | 75.2 | 846 | 92361 | 4.9 | 1.3 | 75.3 | 89399 | 26415 | 2.4 | 0.4 |
| 696 | 45339 | 19.4 | 1.6 | 75.8 | 651 | 37224 | 2.0 | 1.4 | 76.6 | | | | | | 89972 | 26247 | 18.8 | 0.4 |
| 761 | 44386 | 5.7 | 1.5 | 77.3 | 899 | 34859 | 3.7 | 1.3 | 77.9 | | | | | | 76318 | 25900 | 4.8 | 0.4 |
| 652 | 40461 | 2.5 | 1.4 | 78.7 | 696 | 31901 | 17.4 | 1.2 | 79.2 | | | | | | 74419 | 25442 | 18.9 | 0.4 |
| 885 | 40190 | 2.4 | 1.4 | 80.1 | 781 | 29842 | 0.7 | 1.1 | 80.3 | | | | | | 12129 | 25294 | 6.4 | 0.4 |
| 899 | 37198 | 3.2 | 1.3 | 81.4 | 652 | 27101 | 2.1 | 1.0 | 81.3 | | | | | | 65214 | 24622 | 3.1 | 0.3 |
| 651 | 36240 | 1.8 | 1.2 | 82.6 | | | | | | | | | | | 84523 | 24198 | 9.5 | 0.3 |
| 658 | 30064 | 3.4 | 1.0 | 83.7 | | | | | | | | | | | 89934 | 22260 | 17.2 | 0.3 |

A: SITC Rev2 codes; B: 000 ECU; B1: 000 US$; C: % of total EC sectoral imports; D: % of total EC bilateral imports; E: cumulative % of total EC bilateral imports; TL: total trade; M: manufactures: SITC 5+6+7+8.

| 1980 | | | | 1985 | | | | 1987 | | | | 1988 | | | |
|---|---|---|---|---|---|---|---|---|---|---|---|---|---|---|---|
| A | B | C | D | A | B | C | D | A | B | C | D | A | B | C | D |
| EC IMPORTS FROM TAIWAN | | | | | | | | | | | | | | | |
| TL | 2253692 | 0.8 | 100.0 | TL | 4086624 | 1.0 | 100.0 | TL | 6792824 | 2.0 | 100.0 | TL | 8172505 | 2.1 | 100.0 |
| M | 2078874 | 1.8 | 92.2 | M | 3922259 | 2.0 | 95.9 | M | 6613002 | 3.1 | 97.3 | M | 8016968 | 3.2 | 98.0 |
| 8 | 965327 | 4.6 | 42.8 | 8 | 1687693 | 4.7 | 41.2 | 7 | 2786041 | 3.0 | 41.0 | 7 | 3679101 | 3.3 | 45.0 |
| 7 | 580259 | 1.4 | 25.7 | 7 | 1477301 | 1.8 | 36.1 | 8 | 2678903 | 6.0 | 39.4 | 8 | 2999481 | 5.8 | 36.7 |
| 6 | 508857 | 1.3 | 22.5 | 6 | 689600 | 1.4 | 16.8 | 6 | 1039756 | 2.0 | 15.3 | 6 | 1197255 | 1.9 | 14.6 |
| 0 | 147897 | 0.6 | 6.5 | 0 | 108664 | 0.3 | 2.6 | 0 | 114881 | 0.4 | 1.6 | 5 | 141132 | 0.5 | 1.7 |
| 5 | 24440 | 0.2 | 1.0 | 5 | 67681 | 0.3 | 1.6 | 5 | 108305 | 0.5 | 1.5 | 0 | 82868 | 0.2 | 1.0 |
| 2 | 18635 | 0.1 | 0.8 | 2 | 29577 | 0.1 | 0.7 | 2 | 45801 | 0.2 | 0.6 | 2 | 50828 | 0.1 | 0.6 |
| 9 | 5834 | 0.1 | 0.2 | 9 | 11074 | 0.1 | 0.2 | 9 | 17811 | 0.2 | 0.2 | 9 | 18079 | 0.1 | 0.2 |
| 1 | 2439 | 0.2 | 0.1 | 1 | 7565 | 0.3 | 0.1 | 1 | 1034 | 0.1 | 0.0 | 1 | 1752 | 0.0 | 0.0 |
| 4 | 26 | 0.0 | 0.0 | 3 | 6708 | 0.0 | 0.1 | 3 | 46 | 0.0 | 0.0 | 3 | 1749 | 0.0 | 0.0 |
| | | | | 4 | 797 | 0.0 | 0.0 | 4 | 261 | 0.0 | 0.0 | 4 | 275 | 0.0 | 0.0 |
| USA IMPORTS FROM TAIWAN | | | | | | | | | | | | | | | |
| TL | 5176601 | 2.9 | 100.0 | TL | 23033408 | 4.9 | 100.0 | TL | 22693040 | 6.2 | 100.0 | TL | 22153584 | 5.7 | 100.0 |
| M | 4975023 | 5.3 | 96.1 | M | 22205648 | 6.6 | 96.4 | M | 21934800 | 7.8 | 96.6 | M | 21474160 | 7.0 | 96.9 |
| 8 | 2713868 | 15.5 | 52.4 | 8 | 10941267 | 16.4 | 47.5 | 8 | 10412427 | 17.7 | 45.8 | 8 | 9566575 | 15.4 | 43.1 |
| 7 | 1397557 | 3.1 | 26.9 | 7 | 7395899 | 4.0 | 32.1 | 7 | 7758666 | 4.9 | 34.1 | 7 | 8258710 | 4.8 | 37.2 |
| 6 | 805785 | 3.3 | 15.5 | 6 | 3595440 | 5.5 | 15.6 | 6 | 3529428 | 7.2 | 15.5 | 6 | 3398674 | 6.1 | 15.3 |
| 0 | 158208 | 1.3 | 3.0 | 0 | 480698 | 1.8 | 2.0 | 0 | 483239 | 2.5 | 2.1 | 0 | 381768 | 2.0 | 1.7 |
| 5 | 57814 | 0.9 | 1.1 | 5 | 273057 | 1.3 | 1.1 | 5 | 234291 | 1.6 | 1.0 | 5 | 250210 | 1.4 | 1.1 |
| 9 | 21690 | 0.4 | 0.4 | 9 | 219368 | 1.5 | 0.9 | 9 | 209079 | 1.9 | 0.9 | 9 | 239590 | 2.2 | 1.0 |
| 2 | 20237 | 0.2 | 0.3 | 2 | 65722 | 0.4 | 0.2 | 2 | 51833 | 0.4 | 0.2 | 2 | 47357 | 0.3 | 0.2 |
| 4 | 1150 | 0.2 | 0.0 | 3 | 59018 | 0.0 | 0.2 | 3 | 10889 | 0.0 | 0.0 | 3 | 5209 | 0.0 | 0.0 |
| 1 | 258 | 0.0 | 0.0 | 1 | 2459 | 0.0 | 0.0 | 1 | 2379 | 0.0 | 0.0 | 1 | 4733 | 0.1 | 0.0 |
| 3 | 34 | 0.0 | 0.0 | 4 | 525 | 0.0 | 0.0 | 4 | 822 | 0.1 | 0.0 | 4 | 781 | 0.0 | 0.0 |
| JAPANESE IMPORTS FROM TAIWAN | | | | | | | | | | | | | | | |
| TL | 1612520 | 1.6 | 100.0 | TL | 4390605 | 2.6 | 100.0 | TL | 6125675 | 4.7 | 100.0 | TL | 7377282 | 4.6 | 100.0 |
| M | 885279 | 4.2 | 54.9 | M | 2322197 | 5.0 | 52.8 | M | 3604732 | 7.0 | 58.8 | M | 4906009 | 6.9 | 66.5 |
| 0 | 572453 | 5.8 | 35.5 | 0 | 1478989 | 7.7 | 33.6 | 0 | 2035122 | 11.4 | 33.2 | 8 | 2185593 | 12.8 | 29.6 |
| 8 | 385170 | 10.1 | 23.8 | 8 | 1061588 | 11.9 | 24.1 | 8 | 1769571 | 14.6 | 28.8 | 0 | 1874737 | 8.2 | 25.4 |
| 6 | 220701 | 3.2 | 13.6 | 6 | 569383 | 4.2 | 12.9 | 7 | 909734 | 6.3 | 14.8 | 7 | 1346037 | 6.8 | 18.2 |
| 7 | 193845 | 3.2 | 12.0 | 7 | 541144 | 3.9 | 12.3 | 6 | 741943 | 4.9 | 12.1 | 6 | 1150984 | 5.0 | 15.6 |
| 2 | 131530 | 0.7 | 8.1 | 2 | 281762 | 1.1 | 6.4 | 2 | 316352 | 1.6 | 5.1 | 2 | 417079 | 1.7 | 5.6 |
| 5 | 85564 | 2.0 | 5.3 | 9 | 230758 | 4.7 | 5.2 | 5 | 183483 | 1.8 | 2.9 | 5 | 223394 | 1.8 | 3.0 |
| 9 | 13205 | 1.2 | 0.8 | 5 | 150082 | 1.4 | 3.4 | 3 | 93284 | 0.2 | 1.5 | 9 | 93583 | 1.7 | 1.2 |
| 3 | 7458 | 0.0 | 0.4 | 3 | 69965 | 0.0 | 1.5 | 9 | 66970 | 1.4 | 1.0 | 3 | 74434 | 0.2 | 1.0 |
| 1 | 2116 | 0.4 | 0.1 | 1 | 4849 | 0.4 | 0.1 | 1 | 8227 | 0.5 | 0.1 | 1 | 10494 | 0.5 | 0.1 |
| 4 | 481 | 0.2 | 0.0 | 4 | 2088 | 0.4 | 0.0 | 4 | 990 | 0.4 | 0.0 | 4 | 947 | 0.3 | 0.0 |

EC IMPORTS FROM TAIWAN

| 1980 | | | | | 1985 | | | | | 1987 | | | | | 1987 | | | |
|---|---|---|---|---|---|---|---|---|---|---|---|---|---|---|---|---|---|---|
| A | B1 | C | D | E | A | B1 | C | D | E | A | B1 | C | D | E | A | B1 | C | D |
| 89 | 432687 | 5.7 | 13.5 | 13.5 | 89 | 452253 | 6.1 | 14.4 | 14.3 | 89 | 1197898 | 8.6 | 15.2 | 15.2 | 85102 | 189488 | 16.0 | 5.9 |
| 76 | 408720 | 6.0 | 12.8 | 26.2 | 77 | 408089 | 3.7 | 13.0 | 27.3 | 75 | 1153657 | 5.5 | 14.6 | 29.8 | 89472 | 132578 | 27.8 | 4.1 |
| 84 | 406756 | 4.3 | 12.7 | 38.9 | 84 | 330415 | 4.0 | 10.5 | 37.8 | 77 | 813358 | 4.5 | 10.3 | 40.0 | 05659 | 117428 | 41.6 | 3.7 |
| 85 | 245534 | 17.4 | 7.7 | 46.6 | 75 | 316428 | 2.4 | 10.0 | 47.8 | 76 | 792599 | 5.7 | 10.0 | 50.1 | 84513 | 84908 | 21.5 | 2.6 |
| 77 | 227344 | 2.6 | 7.1 | 53.7 | 76 | 253006 | 3.6 | 8.0 | 55.9 | 84 | 704774 | 4.1 | 8.9 | 59.0 | 83109 | 61102 | 25.1 | 1.9 |
| 65 | 208496 | 2.5 | 6.5 | 60.2 | 85 | 252254 | 19.8 | 8.0 | 63.9 | 85 | 539765 | 21.5 | 6.8 | 65.8 | 76493 | 58799 | 10.3 | 1.8 |
| 69 | 170409 | 3.9 | 5.3 | 65.5 | 65 | 163861 | 2.5 | 5.2 | 69.1 | 69 | 395176 | 6.7 | 5.0 | 70.8 | 85101 | 51905 | 28.3 | 1.6 |
| 63 | 161129 | 7.7 | 5.0 | 70.5 | 83 | 155169 | 27.9 | 4.9 | 74.0 | 83 | 345469 | 28.3 | 4.4 | 75.2 | 83102 | 48628 | 26.3 | 1.5 |
| 83 | 157395 | 25.1 | 4.9 | 75.4 | 69 | 146283 | 4.2 | 4.6 | 78.6 | 65 | 286212 | 2.6 | 3.6 | 78.8 | 65214 | 44545 | 6.5 | 1.4 |
| 05 | 154227 | 2.1 | 4.8 | 80.3 | 66 | 78095 | 1.5 | 2.5 | 81.1 | 66 | 180959 | 2.2 | 2.3 | 81.1 | 89423 | 44076 | 7.4 | 1.4 |
| 66 | 98529 | 0.9 | 3.1 | 83.3 | 05 | 67455 | 1.1 | 2.1 | 83.2 | 88 | 151817 | 2.5 | 1.9 | 83.0 | 65341 | 40228 | 10.6 | 1.3 |
| 88 | 71366 | 1.6 | 2.2 | 85.6 | 63 | 61261 | 4.1 | 1.9 | 85.2 | 72 | 130060 | 1.6 | 1.6 | 84.7 | 83101 | 39377 | 24.2 | 1.2 |
| 62 | 50085 | 4.5 | 1.6 | 87.1 | 72 | 54559 | 1.2 | 1.7 | 86.9 | 63 | 108315 | 4.3 | 1.4 | 86.0 | 89425 | 37701 | 39.2 | 1.2 |
| 03 | 48717 | 1.6 | 1.5 | 88.6 | 88 | 50075 | 1.3 | 1.6 | 88.5 | 82 | 103478 | 4.7 | 1.3 | 87.3 | 89941 | 37654 | 48.6 | 1.2 |
| 82 | 47351 | 3.4 | 1.5 | 90.1 | 62 | 40997 | 4.0 | 1.3 | 89.8 | 78 | 102655 | 0.6 | 1.3 | 88.6 | 63549 | 33892 | 35.5 | 1.1 |
| 75 | 45248 | 0.6 | 1.4 | 91.5 | 82 | 36878 | 3.1 | 1.2 | 91.0 | 74 | 95678 | 1.0 | 1.2 | 89.8 | 72431 | 33396 | 15.6 | 1.0 |
| 72 | 37995 | 0.7 | 1.2 | 92.7 | 74 | 32164 | 0.5 | 1.0 | 92.0 | 73 | 94188 | 3.2 | 1.2 | 91.0 | 84294 | 32286 | 8.0 | 1.0 |
| | | | | | | | | | | 62 | 86919 | 4.7 | 1.1 | 92.1 | 89422 | 31352 | 25.8 | 1.0 |
| | | | | | | | | | | | | | | | 69402 | 30732 | 8.4 | 1.0 |
| 894 | 270471 | 13.7 | 8.4 | 8.4 | 894 | 252629 | 17.1 | 8.0 | 8.0 | 752 | 857855 | 6.8 | 10.9 | 10.9 | 75121 | 29619 | 7.5 | 0.9 |
| 851 | 245534 | 17.4 | 7.7 | 16.1 | 851 | 252254 | 19.8 | 8.0 | 16.0 | 894 | 667270 | 20.8 | 8.4 | 19.3 | 82192 | 29207 | 5.1 | 0.9 |
| 831 | 157395 | 25.1 | 4.9 | 21.0 | 776 | 238399 | 5.6 | 7.6 | 23.6 | 851 | 539765 | 21.5 | 6.8 | 26.1 | 76388 | 26604 | 3.5 | 0.8 |
| 762 | 148184 | 9.6 | 4.6 | 25.6 | 752 | 199642 | 2.8 | 6.3 | 29.9 | 776 | 388166 | 6.3 | 4.9 | 31.0 | 84593 | 25009 | 10.9 | 0.8 |
| 776 | 139513 | 4.7 | 4.4 | 30.0 | 831 | 155169 | 27.9 | 4.9 | 34.8 | 762 | 361064 | 14.0 | 4.6 | 35.6 | 84412 | 24146 | 4.9 | 0.8 |
| 845 | 139472 | 8.5 | 4.4 | 34.3 | 845 | 120741 | 8.3 | 3.8 | 38.7 | 831 | 345469 | 28.3 | 4.4 | 40.0 | 69532 | 23597 | 18.6 | 0.7 |
| 764 | 136927 | 5.1 | 4.3 | 38.6 | 762 | 111069 | 8.9 | 3.5 | 42.2 | 764 | 266295 | 4.3 | 3.4 | 43.3 | 88511 | 22532 | 1.9 | 0.7 |
| 056 | 121306 | 26.9 | 3.8 | 42.4 | 899 | 96250 | 10.1 | 3.1 | 45.3 | 845 | 252669 | 7.3 | 3.2 | 46.5 | 65381 | 20395 | 43.3 | 0.6 |
| 899 | 97960 | 8.4 | 3.1 | 45.4 | 764 | 93585 | 3.1 | 3.0 | 48.2 | 759 | 217191 | 3.3 | 2.7 | 49.3 | 69731 | 18537 | 41.5 | 0.6 |
| 761 | 95731 | 12.3 | 3.0 | 48.4 | 778 | 81952 | 3.4 | 2.6 | 50.8 | 899 | 214336 | 12.6 | 2.7 | 52.0 | 89424 | 18213 | 3.7 | 0.6 |
| 635 | 92894 | 16.1 | 2.9 | 51.3 | 653 | 74826 | 8.0 | 2.4 | 53.2 | 778 | 184069 | 4.5 | 2.3 | 54.3 | 84821 | 18192 | 37.7 | 0.6 |
| 653 | 84795 | 8.5 | 2.6 | 54.0 | 759 | 67662 | 1.5 | 2.1 | 55.3 | 695 | 165288 | 10.1 | 2.1 | 56.4 | 79321 | 17740 | 9.9 | 0.6 |
| 666 | 79121 | 21.0 | 2.5 | 56.4 | 893 | 54329 | 5.5 | 1.7 | 57.1 | 893 | 164499 | 9.0 | 2.1 | 58.5 | 63542 | 16767 | 38.4 | 0.5 |
| 842 | 72810 | 3.4 | 2.3 | 58.7 | 842 | 53523 | 3.0 | 1.7 | 58.8 | 843 | 128840 | 3.2 | 1.6 | 60.1 | 89997 | 16312 | 52.9 | 0.5 |
| 634 | 68198 | 4.6 | 2.1 | 60.8 | 666 | 53193 | 26.1 | 1.7 | 60.5 | 653 | 121491 | 7.3 | 1.5 | 61.7 | 78539 | 15885 | 8.1 | 0.5 |
| 697 | 59450 | 12.0 | 1.9 | 62.7 | 695 | 51677 | 5.1 | 1.6 | 62.1 | 666 | 117655 | 28.3 | 1.5 | 63.2 | 84291 | 15630 | 23.9 | 0.5 |
| 778 | 57177 | 2.6 | 1.8 | 64.5 | 843 | 49189 | 2.4 | 1.6 | 63.7 | 763 | 105606 | 2.9 | 1.3 | 64.5 | 63442 | 15109 | 14.8 | 0.5 |
| 652 | 53127 | 3.3 | 1.7 | 66.1 | 751 | 49124 | 3.0 | 1.6 | 65.2 | 724 | 104648 | 6.5 | 1.3 | 65.8 | 69732 | 14839 | 30.0 | 0.5 |
| 848 | 50009 | 4.3 | 1.6 | 67.7 | 724 | 48589 | 5.6 | 1.5 | 66.8 | 821 | 103478 | 4.7 | 1.3 | 67.1 | 89399 | 14668 | 3.0 | 0.5 |
| 821 | 47351 | 3.4 | 1.5 | 69.2 | 635 | 43215 | 10.5 | 1.4 | 68.1 | 772 | 100657 | 3.2 | 1.3 | 68.4 | 88522 | 14319 | 7.7 | 0.4 |
| 625 | 43769 | 7.3 | 1.4 | 70.5 | 056 | 42069 | 13.2 | 1.3 | 69.5 | 842 | 100656 | 2.8 | 1.3 | 69.7 | 84721 | 13917 | 12.6 | 0.4 |
| 885 | 43725 | 2.6 | 1.4 | 71.9 | 772 | 41787 | 2.0 | 1.3 | 70.8 | 736 | 91776 | 3.8 | 1.2 | 70.8 | 89911 | 13539 | 21.2 | 0.4 |
| 695 | 42295 | 3.5 | 1.3 | 73.2 | 697 | 38484 | 12.0 | 1.2 | 72.0 | 699 | 86737 | 4.5 | 1.1 | 71.9 | 62591 | 13285 | 25.6 | 0.4 |
| 844 | 41655 | 4.1 | 1.3 | 74.5 | 821 | 36878 | 3.1 | 1.2 | 73.2 | 785 | 82322 | 6.5 | 1.0 | 73.0 | 05461 | 12964 | 18.9 | 0.4 |
| 843 | 40234 | 1.9 | 1.3 | 75.8 | 652 | 32441 | 2.5 | 1.0 | 74.2 | 635 | 81362 | 10.6 | 1.0 | 74.0 | 69539 | 11679 | 7.0 | 0.4 |
| 651 | 39366 | 2.0 | 1.2 | 77.0 | 625 | 32299 | 6.0 | 1.0 | 75.2 | | | | | | 77886 | 11453 | 3.0 | 0.4 |

A: SITC Rev2 codes; B: 000 ECU; B1: 000 US$; C: % of total EC sectoral imports; D: % of total EC bilateral imports; E: cumulative % of total EC bilateral imports; TL: total trade; M: manufactures: SITC 5+6+7+8.

EC IMPORTS FROM TAIWAN (continued)

| 1980 | | | | | 1985 | | | | | 1987 | | | | | 1987 | | | |
|---|---|---|---|---|---|---|---|---|---|---|---|---|---|---|---|---|---|---|
| A | B1 | C | D | E | A | B1 | C | D | E | A | B1 | C | D | E | A | B1 | C | D |
| 724 | 34580 | 3.5 | 1.1 | 78.1 | | | | | | | | | | | 88111 | 11443 | 2.2 | 0.4 |
| 846 | 34120 | 3.1 | 1.1 | 79.2 | | | | | | | | | | | 62599 | 11390 | 7.8 | 0.4 |
| 037 | 32656 | 4.1 | 1.0 | 80.2 | | | | | | | | | | | 74428 | 10974 | 4.2 | 0.3 |
| | | | | | | | | | | | | | | | 73615 | 10272 | 11.0 | 0.3 |
| | | | | | | | | | | | | | | | 69741 | 9835 | 6.0 | 0.3 |
| | | | | | | | | | | | | | | | 84632 | 9810 | 14.5 | 0.3 |

| 1980 | | | | 1985 | | | | 1987 | | | | 1988 | | | |
|---|---|---|---|---|---|---|---|---|---|---|---|---|---|---|---|
| A | B | C | D | A | B | C | D | A | B | C | D | A | B | C | D |
| IMPORTS FROM THAILAND | | | | | | | | | | | | | | | |
| TL | 1259998 | 0.5 | 100.0 | TL | 2183946 | 0.5 | 100.0 | TL | 2479731 | 0.7 | 100.0 | TL | 2897577 | 0.7 | 100.0 |
| 0 | 625738 | 2.6 | 49.6 | 0 | 1176139 | 3.4 | 53.8 | M | 1182140 | 0.5 | 47.6 | M | 1616909 | 0.6 | 55.8 |
| M | 479807 | 0.4 | 38.0 | M | 813372 | 0.4 | 37.2 | 0 | 1148816 | 3.8 | 46.3 | 0 | 1120193 | 3.5 | 38.6 |
| 6 | 347452 | 0.9 | 27.5 | 6 | 400240 | 0.8 | 18.3 | 8 | 642453 | 1.5 | 25.9 | 8 | 881832 | 1.7 | 30.4 |
| 8 | 117255 | 0.6 | 9.3 | 8 | 307235 | 0.9 | 14.0 | 6 | 388516 | 0.8 | 15.6 | 6 | 472004 | 0.7 | 16.2 |
| 2 | 101442 | 0.3 | 8.0 | 2 | 149035 | 0.4 | 6.8 | 7 | 144328 | 0.2 | 5.8 | 7 | 253579 | 0.2 | 8.7 |
| 1 | 46334 | 2.9 | 3.6 | 7 | 99809 | 0.1 | 4.5 | 2 | 104958 | 0.3 | 4.2 | 2 | 128000 | 0.3 | 4.4 |
| 7 | 9628 | 0.0 | 0.7 | 1 | 32888 | 1.2 | 1.5 | 1 | 25839 | 1.2 | 1.0 | 1 | 20872 | 1.0 | 0.7 |
| 5 | 5471 | 0.1 | 0.4 | 9 | 6660 | 0.1 | 0.3 | 9 | 13087 | 0.1 | 0.5 | 9 | 10536 | 0.0 | 0.3 |
| 9 | 3520 | 0.0 | 0.2 | 5 | 6089 | 0.0 | 0.2 | 5 | 6850 | 0.0 | 0.2 | 5 | 9505 | 0.0 | 0.3 |
| 4 | 3170 | 0.2 | 0.2 | 4 | 5877 | 0.2 | 0.2 | 4 | 2944 | 0.3 | 0.1 | 4 | 1068 | 0.0 | 0.0 |
| | | | | | | | | 3 | 1966 | 0.0 | 0.0 | 3 | 11 | 0.0 | 0.0 |
| USA IMPORTS FROM THAILAND | | | | | | | | | | | | | | | |
| TL | 609079 | 0.3 | 100.0 | TL | 2000523 | 0.4 | 100.0 | TL | 2051406 | 0.5 | 100.0 | TL | 2888543 | 0.7 | 100.0 |
| M | 392404 | 0.4 | 64.4 | M | 1247729 | 0.3 | 62.3 | M | 1430958 | 0.5 | 69.7 | M | 2110735 | 0.6 | 73.0 |
| 6 | 246215 | 1.0 | 40.4 | 8 | 559501 | 0.8 | 27.9 | 8 | 689790 | 1.1 | 33.6 | 8 | 872120 | 1.4 | 30.1 |
| 2 | 107726 | 1.3 | 17.6 | 0 | 499433 | 1.9 | 24.9 | 0 | 418998 | 2.1 | 20.4 | 7 | 796558 | 0.4 | 27.5 |
| 0 | 97936 | 0.8 | 16.0 | 6 | 385203 | 0.5 | 19.2 | 7 | 404250 | 0.2 | 19.7 | 0 | 548992 | 2.9 | 19.0 |
| 8 | 76184 | 0.4 | 12.5 | 7 | 285431 | 0.1 | 14.2 | 6 | 324624 | 0.6 | 15.8 | 6 | 421773 | 0.7 | 14.6 |
| 7 | 62418 | 0.1 | 10.2 | 2 | 146801 | 0.9 | 7.3 | 2 | 110954 | 1.0 | 5.4 | 2 | 138909 | 1.1 | 4.8 |
| 5 | 7587 | 0.1 | 1.2 | 3 | 66214 | 0.0 | 3.3 | 3 | 51825 | 0.1 | 2.5 | 3 | 47856 | 0.1 | 1.6 |
| 1 | 6075 | 0.2 | 0.9 | 9 | 21686 | 0.1 | 1.0 | 9 | 22544 | 0.2 | 1.0 | 9 | 33483 | 0.3 | 1.1 |
| 9 | 4877 | 0.1 | 0.8 | 5 | 17595 | 0.0 | 0.8 | 1 | 13823 | 0.3 | 0.6 | 5 | 20284 | 0.1 | 0.7 |
| 4 | 61 | 0.0 | 0.0 | 1 | 14350 | 0.2 | 0.7 | 5 | 12295 | 0.0 | 0.5 | 1 | 6848 | 0.1 | 0.2 |
| | | | | 4 | 4312 | 0.4 | 0.2 | 4 | 2307 | 0.4 | 0.1 | 4 | 1722 | 0.2 | 0.0 |
| JAPANESE IMPORTS FROM THAILAND | | | | | | | | | | | | | | | |
| TL | 787136 | 0.7 | 100.0 | TL | 1331770 | 0.7 | 100.0 | TL | 1543430 | 1.2 | 100.0 | TL | 2321511 | 1.4 | 100.0 |
| 2 | 357583 | 2.0 | 45.4 | 0 | 514613 | 2.6 | 38.6 | 0 | 669042 | 3.7 | 43.3 | 0 | 936737 | 4.1 | 40.3 |
| 0 | 227053 | 2.3 | 28.8 | 2 | 434050 | 1.8 | 32.5 | M | 441554 | 0.8 | 28.6 | M | 740715 | 1.0 | 31.9 |
| M | 190166 | 0.9 | 24.1 | M | 358948 | 0.7 | 26.9 | 2 | 409403 | 2.1 | 26.5 | 2 | 615229 | 2.5 | 26.5 |
| 6 | 145448 | 2.1 | 18.4 | 6 | 198067 | 1.4 | 14.8 | 6 | 195734 | 1.3 | 12.6 | 6 | 290042 | 1.2 | 12.4 |
| 5 | 21596 | 0.5 | 2.7 | 7 | 75298 | 0.5 | 5.6 | 8 | 107877 | 0.8 | 6.9 | 8 | 249840 | 1.4 | 10.7 |
| 8 | 21531 | 0.5 | 2.7 | 5 | 48564 | 0.4 | 3.6 | 7 | 95813 | 0.6 | 6.2 | 7 | 148889 | 0.7 | 6.4 |
| 1 | 6840 | 1.3 | 0.8 | 8 | 37019 | 0.4 | 2.7 | 5 | 42130 | 0.4 | 2.7 | 5 | 51943 | 0.4 | 2.2 |
| 9 | 3456 | 0.3 | 0.4 | 9 | 10566 | 0.2 | 0.7 | 9 | 12729 | 0.2 | 0.8 | 9 | 18665 | 0.3 | 0.8 |
| 4 | 2038 | 0.9 | 0.2 | 1 | 8061 | 0.8 | 0.6 | 1 | 5346 | 0.3 | 0.3 | 4 | 5803 | 1.9 | 0.2 |
| 7 | 1591 | 0.0 | 0.2 | 4 | 5061 | 1.1 | 0.3 | 4 | 3197 | 1.3 | 0.2 | 1 | 4353 | 0.2 | 0.1 |
| 3 | 1 | 0.0 | 0.0 | 3 | 473 | 0.0 | 0.0 | 3 | 2164 | 0.0 | 0.1 | 3 | 12 | 0.0 | 0.0 |

EC IMPORTS FROM THAILAND

| 1980 | | | | | 1985 | | | | | 1987 | | | | | 1987 | | | |
|---|---|---|---|---|---|---|---|---|---|---|---|---|---|---|---|---|---|---|
| A | B1 | C | D | E | A | B1 | C | D | E | A | B1 | C | D | E | A | B1 | C | D |
| 05 | 754571 | 10.4 | 42.1 | 42.1 | 05 | 621372 | 10.1 | 36.9 | 36.9 | 05 | 909347 | 9.8 | 31.5 | 31.5 | 05481 | 822900 | 74.3 | 28.5 |
| 68 | 230554 | 1.7 | 12.9 | 55.0 | 65 | 140200 | 2.1 | 8.3 | 45.2 | 84 | 434383 | 2.5 | 15.1 | 46.6 | 89731 | 61645 | 11.5 | 2.1 |
| 65 | 125846 | 1.5 | 7.0 | 62.0 | 84 | 139994 | 1.7 | 8.3 | 53.5 | 03 | 304036 | 5.3 | 10.5 | 57.1 | 23202 | 59242 | 7.7 | 2.1 |
| 84 | 114240 | 1.2 | 6.4 | 68.4 | 03 | 128700 | 4.6 | 7.6 | 61.2 | 65 | 192537 | 1.8 | 6.7 | 63.8 | 05899 | 50471 | 12.4 | 1.7 |
| 03 | 91367 | 3.0 | 5.1 | 73.5 | 04 | 113980 | 4.7 | 6.8 | 67.9 | 89 | 148665 | 1.1 | 5.2 | 68.9 | 65133 | 39538 | 6.3 | 1.4 |
| 28 | 83039 | 0.8 | 4.6 | 78.1 | 77 | 65254 | 0.6 | 3.9 | 71.8 | 77 | 122474 | 0.7 | 4.2 | 73.2 | 65341 | 38039 | 8.3 | 1.3 |
| 66 | 73678 | 0.7 | 4.1 | 82.2 | 66 | 54085 | 1.1 | 3.2 | 75.0 | 66 | 112234 | 1.3 | 3.9 | 77.1 | 04221 | 37932 | 31.5 | 1.3 |
| 12 | 65895 | 3.5 | 3.7 | 85.9 | 68 | 51234 | 0.7 | 3.0 | 78.1 | 04 | 65938 | 4.2 | 2.3 | 79.3 | 05102 | 37813 | 1.9 | 1.3 |
| 89 | 33491 | 0.4 | 1.9 | 87.8 | 89 | 49119 | 0.7 | 2.9 | 81.0 | 23 | 65002 | 4.8 | 2.3 | 81.6 | 65214 | 35428 | 4.4 | 1.2 |
| 29 | 27316 | 1.8 | 1.5 | 89.3 | 28 | 38557 | 0.5 | 2.3 | 83.3 | 85 | 60875 | 2.4 | 2.1 | 83.7 | 84593 | 34166 | 6.9 | 1.2 |
| 04 | 26748 | 0.5 | 1.5 | 90.8 | 23 | 34564 | 3.3 | 2.1 | 85.3 | 61 | 49629 | 2.2 | 1.7 | 85.4 | 84513 | 31499 | 4.7 | 1.1 |
| 63 | 24725 | 1.2 | 1.4 | 92.2 | 61 | 27055 | 2.0 | 1.6 | 86.9 | 82 | 48817 | 2.2 | 1.7 | 87.1 | 84394 | 31261 | 5.9 | 1.1 |
| 23 | 22668 | 1.4 | 1.3 | 93.4 | 29 | 26173 | 2.0 | 1.6 | 88.5 | 83 | 35026 | 2.9 | 1.2 | 88.3 | 82111 | 24743 | 4.4 | 0.9 |
| 69 | 18509 | 0.4 | 1.0 | 94.5 | 12 | 25210 | 1.4 | 1.5 | 90.0 | 63 | 31161 | 1.2 | 1.1 | 89.4 | 89423 | 23546 | 1.6 | 0.8 |
| | | | | | 06 | 23687 | 2.4 | 1.4 | 91.4 | 12 | 29740 | 1.5 | 1.0 | 90.4 | 85101 | 22986 | 6.7 | 0.8 |
| | | | | | 63 | 21597 | 1.5 | 1.3 | 92.7 | 68 | 29123 | 0.3 | 1.0 | 91.5 | 84294 | 22766 | 3.8 | 0.8 |
| | | | | | | | | | | | | | | | 12121 | 21851 | 2.2 | 0.8 |

A: SITC Rev2 codes; B: 000 ECU; B1: 000 US$; C: % of total EC sectoral imports; D: % of total EC bilateral imports; E: cumulative % of total EC bilateral imports; TL: total trade; M: manufactures: SITC 5+6+7+8.

EC IMPORTS FROM THAILAND (continued)

| 1980 | | | | | 1985 | | | | | 1987 | | | | | 1987 | | | |
|---|---|---|---|---|---|---|---|---|---|---|---|---|---|---|---|---|---|---|
| A | B1 | C | D | E | A | B1 | C | D | E | A | B1 | C | D | E | A | B1 | C | D |
| 054 | 728958 | 38.3 | 40.7 | 40.7 | 054 | 577628 | 38.9 | 34.3 | 34.3 | 054 | 837928 | 35.2 | 29.0 | 29.0 | 84222 | 21069 | 14.4 | 0.7 |
| 687 | 200313 | 26.6 | 11.2 | 51.9 | 042 | 105944 | 27.8 | 6.3 | 40.6 | 037 | 183027 | 15.0 | 6.3 | 35.4 | 83101 | 20931 | 7.8 | 0.7 |
| 121 | 65895 | 4.0 | 3.7 | 55.5 | 037 | 72636 | 10.7 | 4.3 | 44.9 | 845 | 135268 | 3.9 | 4.7 | 40.1 | 66729 | 20244 | 1.1 | 0.7 |
| 667 | 63287 | 0.7 | 3.5 | 59.1 | 776 | 60554 | 1.4 | 3.6 | 48.5 | 036 | 116191 | 7.2 | 4.0 | 44.1 | 84393 | 18678 | 2.2 | 0.6 |
| 036 | 50821 | 7.9 | 2.8 | 61.9 | 036 | 53698 | 7.9 | 3.2 | 51.7 | 843 | 115391 | 2.8 | 4.0 | 48.1 | 65198 | 18576 | 34.6 | 0.6 |
| 288 | 44773 | 3.3 | 2.5 | 64.4 | 687 | 51216 | 12.3 | 3.0 | 54.7 | 776 | 96893 | 1.6 | 3.4 | 51.5 | 84592 | 18542 | 4.5 | 0.6 |
| 653 | 42670 | 4.3 | 2.4 | 66.8 | 667 | 45903 | 1.3 | 2.7 | 57.5 | 667 | 93709 | 1.6 | 3.2 | 54.7 | 29271 | 16827 | 7.5 | 0.6 |
| 037 | 38412 | 4.8 | 2.1 | 68.9 | 653 | 43943 | 4.7 | 2.6 | 60.1 | 842 | 77873 | 2.1 | 2.7 | 57.4 | 84629 | 16827 | 2.0 | 0.6 |
| 287 | 37822 | 0.9 | 2.1 | 71.0 | 652 | 40659 | 3.1 | 2.4 | 62.5 | 651 | 76258 | 2.5 | 2.6 | 60.0 | 84523 | 16671 | 6.6 | 0.6 |
| 652 | 36635 | 2.3 | 2.0 | 73.1 | 843 | 39593 | 1.9 | 2.4 | 64.8 | 897 | 74164 | 7.5 | 2.6 | 62.6 | 84313 | 15888 | 5.1 | 0.6 |
| 681 | 30223 | 1.0 | 1.7 | 74.8 | 845 | 38780 | 2.7 | 2.3 | 67.1 | 232 | 64893 | 7.2 | 2.2 | 64.9 | 84293 | 15746 | 2.6 | 0.5 |
| 845 | 27747 | 1.7 | 1.5 | 76.3 | 058 | 37949 | 3.5 | 2.3 | 69.4 | 851 | 60875 | 2.4 | 2.1 | 67.0 | 08199 | 15595 | 14.5 | 0.5 |
| 651 | 26120 | 1.3 | 1.5 | 77.8 | 651 | 37440 | 2.0 | 2.2 | 71.6 | 042 | 59200 | 18.3 | 2.1 | 69.0 | 82199 | 13765 | 4.7 | 0.5 |
| 843 | 25138 | 1.2 | 1.4 | 79.2 | 232 | 34564 | 4.6 | 2.1 | 73.7 | 058 | 57535 | 3.8 | 2.0 | 71.0 | 66245 | 12509 | 18.9 | 0.4 |
| 042 | 24516 | 6.9 | 1.4 | 80.5 | 287 | 32494 | 1.1 | 1.9 | 75.6 | 846 | 55375 | 2.9 | 1.9 | 72.9 | 83109 | 12474 | 2.5 | 0.4 |
| 292 | 24268 | 2.7 | 1.4 | 81.9 | 897 | 25583 | 4.6 | 1.5 | 77.1 | 821 | 48817 | 2.2 | 1.7 | 74.6 | 04212 | 11170 | 6.6 | 0.4 |
| 058 | 23027 | 2.1 | 1.3 | 83.2 | 121 | 25208 | 1.4 | 1.5 | 78.6 | 653 | 47908 | 2.9 | 1.7 | 76.3 | 63542 | 11087 | 31.0 | 0.4 |
| 232 | 22660 | 1.8 | 1.3 | 84.4 | 061 | 23645 | 2.5 | 1.4 | 80.0 | 652 | 44736 | 2.2 | 1.6 | 77.8 | 84632 | 10415 | 8.5 | 0.4 |
| 897 | 21686 | 4.4 | 1.2 | 85.7 | 842 | 22372 | 1.3 | 1.3 | 81.3 | 831 | 35026 | 2.9 | 1.2 | 79.1 | 04222 | 10072 | 41.9 | 0.3 |
| 848 | 18953 | 1.6 | 1.1 | 86.7 | 292 | 22285 | 2.7 | 1.3 | 82.7 | 612 | 34651 | 8.0 | 1.2 | 80.3 | 84322 | 9613 | 6.8 | 0.3 |
| | | | | | 846 | 17659 | 1.9 | 1.0 | 83.7 | 894 | 31171 | 1.0 | 1.1 | 81.3 | 84323 | 9488 | 6.0 | 0.3 |
| | | | | | | | | | | | | | | | 84822 | 9396 | 6.5 | 0.3 |
| | | | | | | | | | | | | | | | 84232 | 9252 | 0.9 | 0.3 |
| | | | | | | | | | | | | | | | 84621 | 9100 | 3.1 | 0.3 |
| | | | | | | | | | | | | | | | 84634 | 8953 | 6.5 | 0.3 |
| | | | | | | | | | | | | | | | 84512 | 8899 | 1.5 | 0.3 |
| | | | | | | | | | | | | | | | 89399 | 8788 | 0.8 | 0.3 |
| | | | | | | | | | | | | | | | 84522 | 8762 | 4.0 | 0.3 |
| | | | | | | | | | | | | | | | 62898 | 8591 | 2.6 | 0.3 |
| | | | | | | | | | | | | | | | 84342 | 8044 | 3.8 | 0.3 |
| | | | | | | | | | | | | | | | 65224 | 7467 | 0.8 | 0.3 |
| | | | | | | | | | | | | | | | 65174 | 6645 | 5.6 | 0.2 |
| | | | | | | | | | | | | | | | 88411 | 6238 | 3.8 | 0.2 |
| | | | | | | | | | | | | | | | 84411 | 6194 | 0.7 | 0.2 |

| 1980 | | | | 1985 | | | | 1987 | | | | 1988 | | | |
|---|---|---|---|---|---|---|---|---|---|---|---|---|---|---|---|
| A | B | C | D | A | B | C | D | A | B | C | D | A | B | C | D |
| EC IMPORTS FROM TURKEY | | | | | | | | | | | | | | | |
| TL | 1038047 | 0.4 | 100.0 | TL | 3783018 | 0.8 | 100.0 | TL | 4231850 | 1.2 | 100.0 | TL | 4549115 | 1.1 | 100.0 |
| 0 | 399875 | 1.6 | 38.5 | M | 1502503 | 0.7 | 39.7 | M | 2455383 | 1.1 | 58.0 | M | 2833701 | 1.1 | 62.2 |
| M | 338091 | 0.3 | 32.5 | 3 | 1002364 | 0.8 | 26.4 | 8 | 1466912 | 3.3 | 34.6 | 8 | 1586266 | 3.0 | 34.8 |
| 2 | 245638 | 0.8 | 23.6 | 8 | 788418 | 2.2 | 20.8 | 6 | 795158 | 1.6 | 18.7 | 6 | 965781 | 1.5 | 21.2 |
| 6 | 230122 | 0.6 | 22.1 | 0 | 669636 | 1.9 | 17.7 | 0 | 683042 | 2.3 | 16.1 | 0 | 705819 | 2.2 | 15.5 |
| 8 | 77777 | 0.4 | 7.4 | 6 | 610490 | 1.2 | 16.1 | 3 | 627979 | 1.0 | 14.8 | 3 | 573738 | 1.1 | 12.6 |
| 1 | 32878 | 2.1 | 3.1 | 2 | 480427 | 1.2 | 12.6 | 2 | 355635 | 1.1 | 8.4 | 2 | 339311 | 0.9 | 7.4 |
| 7 | 18553 | 0.1 | 1.7 | 1 | 100320 | 3.6 | 2.6 | 5 | 119300 | 0.5 | 2.8 | 7 | 144302 | 0.1 | 3.1 |
| 3 | 12121 | 0.0 | 1.1 | 5 | 52640 | 0.2 | 1.3 | 1 | 72964 | 0.1 | 1.7 | 5 | 137359 | 0.5 | 3.0 |
| 5 | 11639 | 0.1 | 1.1 | 7 | 50966 | 0.1 | 1.3 | 7 | 74023 | 3.4 | 1.7 | 1 | 49349 | 2.4 | 1.0 |
| 4 | 5355 | 0.4 | 0.5 | 9 | 20115 | 0.2 | 0.5 | 9 | 28014 | 0.3 | 0.6 | 9 | 42126 | 0.3 | 0.9 |
| 9 | 4103 | 0.1 | 0.3 | 4 | 7686 | 0.3 | 0.2 | 4 | 8847 | 0.8 | 0.2 | 4 | 5085 | 0.3 | 0.1 |
| USA IMPORTS FROM TURKEY | | | | | | | | | | | | | | | |
| TL | 131158 | 0.0 | 100.0 | TL | 836618 | 0.1 | 100.0 | TL | 770370 | 0.2 | 100.0 | TL | 904342 | 0.2 | 100.0 |
| 1 | 85054 | 3.9 | 64.8 | M | 303029 | 0.0 | 36.2 | M | 453290 | 0.1 | 58.8 | M | 459139 | 0.1 | 50.7 |
| 0 | 15559 | 0.1 | 11.8 | 1 | 239262 | 4.4 | 28.5 | 6 | 236997 | 0.4 | 30.7 | 3 | 239967 | 0.6 | 26.5 |
| 2 | 14284 | 0.1 | 10.8 | 3 | 183826 | 0.2 | 21.9 | 8 | 194639 | 0.3 | 25.2 | 6 | 208567 | 0.3 | 23.0 |
| M | 14057 | 0.0 | 10.7 | 8 | 134582 | 0.2 | 16.0 | 1 | 190232 | 4.9 | 24.6 | 8 | 200044 | 0.3 | 22.1 |
| 6 | 9389 | 0.0 | 7.1 | 6 | 132227 | 0.2 | 15.8 | 2 | 49713 | 0.4 | 6.4 | 1 | 82626 | 2.1 | 9.1 |
| 8 | 2705 | 0.0 | 2.0 | 2 | 59226 | 0.4 | 7.0 | 0 | 31641 | 0.1 | 4.1 | 2 | 60726 | 0.4 | 6.7 |
| 9 | 2205 | 0.0 | 1.6 | 0 | 44413 | 0.1 | 5.3 | 9 | 23349 | 0.2 | 3.0 | 0 | 40051 | 0.2 | 4.4 |
| 5 | 1493 | 0.0 | 1.1 | 5 | 35449 | 0.1 | 4.2 | 3 | 22028 | 0.0 | 2.8 | 5 | 31036 | 0.1 | 3.4 |
| 7 | 469 | 0.0 | 0.3 | 9 | 5178 | 0.0 | 0.6 | 5 | 14286 | 0.0 | 1.8 | 9 | 21093 | 0.1 | 2.3 |
| | | | | 4 | 1684 | 0.1 | 0.2 | 7 | 7368 | 0.0 | 0.9 | 7 | 19492 | 0.0 | 2.1 |
| | | | | 7 | 771 | 0.0 | 0.0 | 4 | 117 | 0.0 | 0.0 | 4 | 741 | 0.0 | 0.0 |
| JAPANESE IMPORTS FROM TURKEY | | | | | | | | | | | | | | | |
| TL | 27720 | 0.0 | 100.0 | TL | 78445 | 0.0 | 100.0 | TL | 161894 | 0.1 | 100.0 | TL | 225965 | 0.1 | 100.0 |
| 2 | 18431 | 0.1 | 66.4 | 2 | 29879 | 0.1 | 38.0 | M | 77582 | 0.1 | 47.9 | M | 128910 | 0.1 | 57.0 |
| 1 | 7604 | 1.5 | 27.4 | 1 | 20630 | 2.0 | 26.2 | 6 | 73943 | 0.4 | 45.6 | 6 | 116178 | 0.5 | 51.4 |
| 0 | 1099 | 0.0 | 3.9 | 0 | 13511 | 0.0 | 17.2 | 2 | 21977 | 0.1 | 13.5 | 2 | 31090 | 0.1 | 13.7 |
| M | 473 | 0.0 | 1.7 | 3 | 6830 | 0.0 | 8.7 | 0 | 20895 | 0.1 | 12.9 | 0 | 26014 | 0.1 | 11.5 |
| 8 | 396 | 0.0 | 1.4 | M | 5478 | 0.0 | 6.9 | 3 | 16386 | 0.0 | 10.1 | 3 | 17623 | 0.0 | 7.7 |
| 9 | 113 | 0.0 | 0.4 | 6 | 3216 | 0.0 | 4.0 | 1 | 14922 | 1.0 | 9.2 | 1 | 12606 | 0.6 | 5.5 |
| 6 | 49 | 0.0 | 0.1 | 9 | 2116 | 0.0 | 2.6 | 9 | 10133 | 0.2 | 6.2 | 9 | 9721 | 0.1 | 4.3 |
| 5 | 23 | 0.0 | 0.0 | 5 | 1465 | 0.0 | 1.8 | 5 | 2165 | 0.0 | 1.3 | 5 | 6510 | 0.0 | 2.8 |
| 7 | 5 | 0.0 | 0.0 | 8 | 662 | 0.0 | 0.8 | 8 | 1351 | 0.0 | 0.8 | 8 | 6132 | 0.0 | 2.7 |
| | | | | 7 | 134 | 0.0 | 0.1 | 7 | 124 | 0.0 | 0.0 | 7 | 90 | 0.0 | 0.0 |

A: SITC Rev2 codes; B: 000 ECU; B1: 000 US$; C: % of total EC sectoral imports; D: % of total EC bilateral imports; E: cumulative % of total EC bilateral imports; TL: total trade; M: manufactures: SITC 5+6+7+8.

EC IMPORTS FROM TURKEY

| 1980 | | | | | 1985 | | | | | 1987 | | | | | 1987 | | | |
|---|---|---|---|---|---|---|---|---|---|---|---|---|---|---|---|---|---|---|
| A | B1 | C | D | E | A | B1 | C | D | E | A | B1 | C | D | E | A | B1 | C | D |
| 05 | 525203 | 7.3 | 35.6 | 35.6 | 33 | 772907 | 1.0 | 26.5 | 26.5 | 84 | 1647570 | 9.5 | 33.5 | 33.5 | 05775 | 310026 | 98.0 | 6.3 |
| 65 | 270854 | 3.3 | 18.3 | 53.9 | 84 | 586557 | 7.0 | 20.1 | 46.6 | 65 | 730648 | 6.6 | 14.8 | 48.3 | 65132 | 183166 | 45.4 | 3.7 |
| 26 | 175779 | 3.7 | 11.9 | 65.8 | 05 | 469992 | 7.7 | 16.1 | 62.7 | 33 | 730124 | 1.3 | 14.8 | 63.1 | 84512 | 181233 | 30.0 | 3.7 |
| 84 | 103289 | 1.1 | 7.0 | 72.8 | 65 | 398591 | 6.0 | 13.7 | 76.4 | 05 | 707200 | 7.6 | 14.4 | 77.5 | 84393 | 154794 | 17.8 | 3.1 |
| 27 | 96400 | 3.0 | 6.5 | 79.4 | 26 | 190689 | 4.3 | 6.5 | 82.9 | 26 | 166965 | 3.5 | 3.4 | 80.9 | 84629 | 136863 | 16.3 | 2.8 |
| 12 | 44138 | 2.4 | 3.0 | 82.3 | 27 | 102615 | 4.5 | 3.5 | 86.4 | 27 | 144383 | 6.0 | 2.9 | 83.8 | 65133 | 113518 | 18.1 | 2.3 |
| 29 | 37815 | 2.5 | 2.6 | 84.9 | 12 | 74531 | 4.0 | 2.6 | 89.0 | 66 | 81155 | 1.0 | 1.6 | 85.5 | 05752 | 99687 | 43.3 | 2.0 |
| 67 | 35486 | 0.5 | 2.4 | 87.3 | 28 | 36673 | 0.5 | 1.3 | 90.2 | 12 | 79127 | 3.9 | 1.6 | 87.1 | 27894 | 99443 | 87.2 | 2.0 |
| 28 | 35485 | 0.3 | 2.4 | 89.7 | 29 | 35325 | 2.7 | 1.2 | 91.5 | 29 | 54450 | 3.0 | 1.1 | 88.2 | 84522 | 92887 | 42.6 | 1.9 |
| 03 | 22812 | 0.8 | 1.5 | 91.3 | 66 | 31775 | 0.6 | 1.1 | 92.5 | 03 | 53898 | 0.9 | 1.1 | 89.3 | 84411 | 80566 | 9.0 | 1.6 |
| 33 | 15272 | 0.0 | 1.0 | 92.3 | | | | | | | | | | | 84592 | 79825 | 19.4 | 1.6 |
| | | | | | | | | | | | | | | | 12119 | 75250 | 25.4 | 1.5 |
| 057 | 441654 | 11.6 | 29.9 | 29.9 | 333 | 414872 | 0.7 | 14.2 | 14.2 | 333 | 508244 | 1.2 | 10.3 | 10.3 | 33419 | 64799 | 2.1 | 1.3 |
| 651 | 189993 | 9.7 | 12.9 | 42.8 | 334 | 352222 | 1.8 | 12.1 | 26.3 | 057 | 505531 | 10.3 | 10.3 | 20.6 | 84293 | 61653 | 10.2 | 1.3 |
| 263 | 158099 | 7.7 | 10.7 | 53.5 | 057 | 340855 | 10.5 | 11.7 | 38.0 | 845 | 421244 | 12.2 | 8.6 | 29.1 | 05891 | 57342 | 66.0 | 1.2 |
| 278 | 93214 | 7.6 | 6.3 | 59.8 | 651 | 263561 | 14.0 | 9.0 | 47.0 | 651 | 416435 | 13.7 | 8.5 | 37.6 | 84621 | 53801 | 18.3 | 1.1 |
| 054 | 55227 | 2.9 | 3.7 | 63.5 | 848 | 179268 | 18.2 | 6.1 | 53.2 | 848 | 403580 | 19.0 | 8.2 | 45.8 | 84232 | 49899 | 4.6 | 1.0 |
| 659 | 54052 | 3.8 | 3.7 | 67.2 | 263 | 134559 | 7.3 | 4.6 | 57.8 | 843 | 338024 | 8.3 | 6.9 | 52.7 | 65841 | 49426 | 21.1 | 1.0 |
| 121 | 44138 | 2.7 | 3.0 | 70.2 | 845 | 133700 | 9.2 | 4.6 | 62.4 | 334 | 215997 | 1.6 | 4.4 | 57.0 | 65148 | 43118 | 24.2 | 0.9 |
| 848 | 35063 | 3.0 | 2.4 | 72.6 | 843 | 123910 | 6.0 | 4.2 | 66.6 | 846 | 201369 | 10.6 | 4.1 | 61.1 | 65921 | 42445 | 4.6 | 0.9 |
| 671 | 33722 | 2.4 | 2.3 | 74.9 | 278 | 98446 | 13.0 | 3.4 | 70.0 | 842 | 166933 | 4.6 | 3.4 | 64.5 | 84312 | 37810 | 16.6 | 0.8 |
| 843 | 29929 | 1.4 | 2.0 | 76.9 | 121 | 74530 | 4.3 | 2.6 | 72.5 | 278 | 119720 | 12.7 | 2.4 | 67.0 | 65214 | 34689 | 4.3 | 0.7 |
| 287 | 24423 | 0.6 | 1.7 | 78.5 | 054 | 65456 | 4.4 | 2.2 | 74.8 | 658 | 105168 | 9.8 | 2.1 | 69.1 | 26663 | 31919 | 52.0 | 0.6 |
| 291 | 19862 | 3.3 | 1.3 | 79.9 | 842 | 55283 | 3.1 | 1.9 | 76.7 | 263 | 92351 | 5.3 | 1.9 | 71.0 | 84332 | 28852 | 18.8 | 0.6 |
| 036 | 19295 | 3.0 | 1.3 | 81.2 | 652 | 50749 | 3.8 | 1.7 | 78.4 | 844 | 92089 | 6.4 | 1.9 | 72.8 | 65224 | 28036 | 2.9 | 0.6 |
| 846 | 19069 | 1.7 | 1.3 | 82.5 | 846 | 47306 | 5.2 | 1.6 | 80.0 | 054 | 82725 | 3.5 | 1.7 | 74.5 | 84342 | 27779 | 13.1 | 0.6 |
| 292 | 17953 | 2.0 | 1.2 | 83.7 | 658 | 41130 | 6.8 | 1.4 | 81.4 | 121 | 79116 | 4.2 | 1.6 | 76.1 | 29193 | 27430 | 10.0 | 0.6 |
| 056 | 15286 | 3.4 | 1.0 | 84.7 | 844 | 39601 | 5.1 | 1.4 | 82.8 | 058 | 77560 | 5.1 | 1.6 | 77.7 | 05799 | 25731 | 25.4 | 0.5 |
| 334 | 14990 | 0.1 | 1.0 | 85.7 | 266 | 39164 | 17.5 | 1.3 | 84.1 | 659 | 71632 | 5.6 | 1.5 | 79.2 | 84831 | 25697 | 10.2 | 0.5 |
| | | | | | 058 | 36229 | 3.3 | 1.2 | 85.4 | 652 | 70049 | 3.5 | 1.4 | 80.6 | 26652 | 24904 | 17.1 | 0.5 |
| | | | | | 659 | 35839 | 5.2 | 1.2 | 86.6 | 266 | 60544 | 16.2 | 1.2 | 81.8 | 84351 | 24810 | 8.1 | 0.5 |
| | | | | | | | | | | | | | | | 65522 | 22920 | 21.3 | 0.5 |
| | | | | | | | | | | | | | | | 84722 | 22827 | 8.0 | 0.5 |
| | | | | | | | | | | | | | | | 65845 | 21959 | 11.6 | 0.4 |
| | | | | | | | | | | | | | | | 65929 | 20132 | 24.1 | 0.4 |
| | | | | | | | | | | | | | | | 65144 | 18115 | 22.2 | 0.4 |
| | | | | | | | | | | | | | | | 84322 | 17802 | 12.6 | 0.4 |
| | | | | | | | | | | | | | | | 84513 | 17030 | 2.5 | 0.3 |
| | | | | | | | | | | | | | | | 65898 | 16937 | 20.4 | 0.3 |
| | | | | | | | | | | | | | | | 05659 | 16904 | 6.7 | 0.3 |
| | | | | | | | | | | | | | | | 27722 | 16790 | 36.6 | 0.3 |
| | | | | | | | | | | | | | | | 84599 | 16760 | 22.8 | 0.3 |
| | | | | | | | | | | | | | | | 65166 | 16652 | 16.2 | 0.3 |
| | | | | | | | | | | | | | | | 05779 | 16371 | 6.3 | 0.3 |
| | | | | | | | | | | | | | | | 67169 | 15725 | 1.8 | 0.3 |
| | | | | | | | | | | | | | | | 05649 | 14505 | 72.4 | 0.3 |

| 1980 | | | | 1985 | | | | 1987 | | | | 1988 | | | |
|---|---|---|---|---|---|---|---|---|---|---|---|---|---|---|---|
| A | B | C | D | A | B | C | D | A | B | C | D | A | B | C | D |
| IMPORTS FROM YUGOSLAVIA | | | | | | | | | | | | | | | |
| TL | 2161541 | 0.8 | 100.0 | TL | 4777623 | 1.2 | 100.0 | TL | 5223599 | 1.5 | 100.0 | TL | 5847017 | 1.5 | 100.0 |
| M | 1474475 | 1.3 | 68.2 | M | 3563995 | 1.8 | 74.5 | M | 4161799 | 1.9 | 79.6 | M | 4748991 | 1.9 | 81.2 |
| 8 | 531291 | 2.6 | 24.5 | 8 | 1249756 | 3.5 | 26.1 | 8 | 1497732 | 3.4 | 28.6 | 8 | 1708426 | 3.3 | 29.2 |
| 7 | 480030 | 1.2 | 22.2 | 6 | 1184893 | 2.4 | 24.8 | 6 | 1302317 | 2.5 | 24.9 | 6 | 1639056 | 2.6 | 28.0 |
| 6 | 384846 | 1.0 | 17.8 | 7 | 829485 | 1.0 | 17.3 | 7 | 1054070 | 1.1 | 20.1 | 7 | 1070891 | 0.9 | 18.3 |
| 0 | 252818 | 1.0 | 11.6 | 0 | 447285 | 1.3 | 9.3 | 0 | 477293 | 1.6 | 9.1 | 0 | 518333 | 1.6 | 8.8 |
| 2 | 223637 | 0.7 | 10.3 | 3 | 368368 | 0.3 | 7.7 | 5 | 307685 | 1.4 | 5.8 | 5 | 330621 | 1.3 | 5.6 |
| 3 | 132827 | 0.1 | 6.1 | 5 | 299879 | 1.3 | 6.2 | 2 | 293679 | 0.9 | 5.6 | 2 | 325978 | 0.9 | 5.5 |
| 5 | 78318 | 0.7 | 3.6 | 2 | 281981 | 0.7 | 5.9 | 3 | 192422 | 0.3 | 3.6 | 3 | 155943 | 0.3 | 2.6 |
| 9 | 40924 | 0.5 | 1.8 | 9 | 66989 | 0.6 | 1.4 | 9 | 55656 | 0.6 | 1.0 | 9 | 53833 | 0.4 | 0.9 |
| 1 | 32995 | 2.1 | 1.5 | 1 | 39544 | 1.4 | 0.8 | 1 | 37962 | 1.8 | 0.7 | 1 | 37511 | 1.8 | 0.6 |
| 4 | 3877 | 0.3 | 0.1 | 4 | 9481 | 0.4 | 0.1 | 4 | 4802 | 0.4 | 0.0 | 4 | 6442 | 0.4 | 0.1 |
| USA IMPORTS FROM YUGOSLAVIA | | | | | | | | | | | | | | | |
| TL | 334942 | 0.1 | 100.0 | TL | 778812 | 0.1 | 100.0 | TL | 748489 | 0.2 | 100.0 | TL | 780138 | 0.2 | 100.0 |
| M | 235922 | 0.2 | 70.4 | M | 663006 | 0.1 | 85.1 | M | 630075 | 0.2 | 84.1 | M | 678972 | 0.2 | 87.0 |
| 8 | 106062 | 0.6 | 31.6 | 8 | 380302 | 0.5 | 48.8 | 8 | 286754 | 0.4 | 38.3 | 8 | 313299 | 0.5 | 40.1 |
| 6 | 88258 | 0.3 | 26.3 | 6 | 167746 | 0.2 | 21.5 | 7 | 176081 | 0.1 | 23.5 | 6 | 189334 | 0.3 | 24.2 |
| 7 | 32087 | 0.0 | 9.5 | 7 | 78459 | 0.0 | 10.0 | 6 | 135173 | 0.2 | 18.0 | 7 | 139894 | 0.0 | 17.9 |
| 3 | 29308 | 0.0 | 8.7 | 0 | 44581 | 0.1 | 5.7 | 0 | 41819 | 0.2 | 5.5 | 0 | 43789 | 0.2 | 5.6 |
| 0 | 29007 | 0.2 | 8.6 | 5 | 36498 | 0.1 | 4.6 | 9 | 36400 | 0.3 | 4.8 | 5 | 36445 | 0.2 | 4.6 |
| 9 | 22239 | 0.4 | 6.6 | 1 | 28794 | 0.5 | 3.6 | 5 | 32067 | 0.2 | 4.2 | 9 | 23958 | 0.2 | 3.0 |
| 1 | 14743 | 0.6 | 4.4 | 9 | 25917 | 0.1 | 3.3 | 1 | 27727 | 0.7 | 3.7 | 1 | 17295 | 0.4 | 2.2 |
| 5 | 9514 | 0.1 | 2.8 | 3 | 12125 | 0.0 | 1.5 | 3 | 8693 | 0.0 | 1.1 | 3 | 11815 | 0.0 | 1.5 |
| 2 | 3723 | 0.0 | 1.1 | 2 | 4374 | 0.0 | 0.5 | 2 | 3773 | 0.0 | 0.5 | 2 | 4301 | 0.0 | 0.5 |
| | | | | 4 | 16 | 0.0 | 0.0 | 4 | 2 | 0.0 | 0.0 | 4 | 8 | 0.0 | 0.0 |
| JAPANESE IMPORTS FROM YUGOSLAVIA | | | | | | | | | | | | | | | |
| TL | 28788 | 0.0 | 100.0 | TL | 51161 | 0.0 | 100.0 | TL | 24943 | 0.0 | 100.0 | TL | 137068 | 0.0 | 100.0 |
| M | 21894 | 0.1 | 76.0 | M | 33672 | 0.0 | 65.8 | M | 18681 | 0.0 | 74.8 | M | 124038 | 0.1 | 90.4 |
| 6 | 12096 | 0.1 | 42.0 | 6 | 22551 | 0.1 | 44.0 | 6 | 11008 | 0.0 | 44.1 | 6 | 95435 | 0.4 | 69.6 |
| 8 | 6142 | 0.1 | 21.3 | 2 | 10904 | 0.0 | 21.3 | 5 | 3738 | 0.0 | 14.9 | 7 | 12331 | 0.0 | 8.9 |
| 5 | 3429 | 0.0 | 11.9 | 5 | 5767 | 0.0 | 11.2 | 8 | 3722 | 0.0 | 14.9 | 5 | 10527 | 0.0 | 7.6 |
| 1 | 3270 | 0.6 | 11.3 | 1 | 5585 | 0.5 | 10.9 | 1 | 2978 | 0.2 | 11.9 | 1 | 3868 | 0.2 | 2.8 |
| 0 | 2045 | 0.0 | 7.1 | 8 | 5020 | 0.0 | 9.8 | 2 | 2540 | 0.0 | 10.1 | 2 | 7657 | 0.0 | 5.5 |
| 2 | 1538 | 0.0 | 5.3 | 0 | 750 | 0.0 | 1.4 | 0 | 712 | 0.0 | 2.8 | 8 | 5745 | 0.0 | 4.1 |
| 7 | 226 | 0.0 | 0.7 | 7 | 334 | 0.0 | 0.6 | 7 | 213 | 0.0 | 0.8 | 0 | 1325 | 0.0 | 0.9 |
| 9 | 42 | 0.0 | 0.1 | 9 | 249 | 0.0 | 0.4 | 9 | 32 | 0.0 | 0.1 | 9 | 180 | 0.0 | 0.1 |

A: SITC Rev2 codes; B: 000 ECU; B1: 000 US$; C: % of total EC sectoral imports; D: % of total EC bilateral imports; E: cumulative % of total EC bilateral imports; TL: total trade; M: manufactures: SITC 5+6+7+8.

EC IMPORTS FROM YUGOSLAVIA

| 1980 | | | | | 1985 | | | | | 1987 | | | | | 1987 | | | |
|---|---|---|---|---|---|---|---|---|---|---|---|---|---|---|---|---|---|---|
| A | B1 | C | D | E | A | B1 | C | D | E | A | B1 | C | D | E | A | B1 | C | D |
| 84 | 506565 | 5.3 | 16.5 | 16.5 | 84 | 644518 | 7.7 | 17.5 | 17.5 | 84 | 1214412 | 7.0 | 20.0 | 20.0 | 85102 | 187273 | 9.2 | 3.1 |
| 24 | 221028 | 2.5 | 7.2 | 23.7 | 78 | 276483 | 3.2 | 7.5 | 25.0 | 78 | 516932 | 2.9 | 8.5 | 28.5 | 24831 | 133643 | 7.4 | 2.2 |
| 78 | 198064 | 2.2 | 6.4 | 30.1 | 33 | 261579 | 0.3 | 7.1 | 32.1 | 77 | 321844 | 1.8 | 5.3 | 33.8 | 00119 | 108810 | 46.0 | 1.8 |
| 77 | 181187 | 2.0 | 5.9 | 36.0 | 68 | 192025 | 2.6 | 5.2 | 37.3 | 68 | 321019 | 3.6 | 5.3 | 39.1 | 01111 | 76152 | 33.4 | 1.3 |
| 33 | 169607 | 0.1 | 5.5 | 41.5 | 77 | 168885 | 1.5 | 4.6 | 41.9 | 67 | 277527 | 3.9 | 4.6 | 43.6 | 84411 | 74920 | 8.3 | 1.2 |
| 01 | 158299 | 5.2 | 5.1 | 46.7 | 65 | 165281 | 2.5 | 4.5 | 46.4 | 65 | 237795 | 2.2 | 3.9 | 47.5 | 67271 | 64759 | 12.5 | 1.1 |
| 68 | 127955 | 1.0 | 4.2 | 50.8 | 67 | 148422 | 2.9 | 4.0 | 50.4 | 85 | 201187 | 8.0 | 3.3 | 50.8 | 82192 | 60917 | 7.0 | 1.0 |
| 05 | 91261 | 1.3 | 3.0 | 53.8 | 85 | 130519 | 10.2 | 3.5 | 54.0 | 05 | 186006 | 2.0 | 3.1 | 53.9 | 84631 | 60155 | 33.7 | 1.0 |
| 82 | 90184 | 6.5 | 2.9 | 56.7 | 05 | 116873 | 1.9 | 3.2 | 57.1 | 24 | 184859 | 2.6 | 3.0 | 56.9 | 84311 | 54787 | 25.9 | 0.9 |
| 71 | 85866 | 2.0 | 2.8 | 59.5 | 24 | 103012 | 2.3 | 2.8 | 59.9 | 33 | 171091 | 0.3 | 2.8 | 59.8 | 33419 | 54712 | 1.8 | 0.9 |
| 65 | 85377 | 1.0 | 2.8 | 62.3 | 64 | 102338 | 1.6 | 2.8 | 62.7 | 82 | 164216 | 7.4 | 2.7 | 62.5 | 84313 | 50670 | 16.4 | 0.8 |
| 00 | 77478 | 13.2 | 2.5 | 64.8 | 82 | 95291 | 8.0 | 2.6 | 65.3 | 64 | 145982 | 1.3 | 2.4 | 64.9 | 82111 | 48882 | 8.7 | 0.8 |
| 79 | 76644 | 0.9 | 2.5 | 67.3 | 01 | 90187 | 4.1 | 2.4 | 67.7 | 00 | 141709 | 20.9 | 2.3 | 67.2 | 05861 | 48127 | 25.1 | 0.8 |
| 85 | 67916 | 4.8 | 2.2 | 69.5 | 58 | 77312 | 2.6 | 2.1 | 69.8 | 01 | 133550 | 4.6 | 2.2 | 69.4 | 84629 | 47288 | 5.6 | 0.8 |
| 69 | 58480 | 1.4 | 1.9 | 71.4 | 69 | 72347 | 2.1 | 2.0 | 71.8 | 69 | 118366 | 2.0 | 1.9 | 71.3 | 84293 | 47051 | 7.8 | 0.8 |
| 67 | 58196 | 0.8 | 1.9 | 73.3 | 71 | 70413 | 1.2 | 1.9 | 73.7 | 71 | 116383 | 1.3 | 1.9 | 73.3 | 34139 | 43497 | 3.6 | 0.7 |
| 74 | 56184 | 0.9 | 1.8 | 75.2 | 00 | 69806 | 14.4 | 1.9 | 75.6 | | | | | | 84241 | 43109 | 33.5 | 0.7 |
| 64 | 52802 | 0.7 | 1.7 | 76.9 | 61 | 69145 | 5.0 | 1.9 | 77.5 | | | | | | 79323 | 42178 | 8.7 | 0.7 |
| 89 | 50294 | 0.7 | 1.6 | 78.5 | 66 | 66143 | 1.3 | 1.8 | 79.3 | | | | | | 84394 | 40848 | 7.8 | 0.7 |
| 62 | 45359 | 4.1 | 1.5 | 80.0 | 51 | 57771 | 1.1 | 1.6 | 80.8 | | | | | | 68212 | 40555 | 1.8 | 0.7 |
| 63 | 45021 | 2.2 | 1.5 | 81.4 | 74 | 56663 | 1.0 | 1.5 | 82.4 | | | | | | 78611 | 40042 | 82.5 | 0.7 |
| 11 | 40406 | 9.6 | 1.3 | 82.8 | 89 | 52929 | 0.7 | 1.4 | 83.8 | | | | | | 84294 | 39976 | 6.7 | 0.7 |
| 66 | 39211 | 0.4 | 1.3 | 84.0 | 62 | 52014 | 5.1 | 1.4 | 85.2 | | | | | | 84393 | 36931 | 4.3 | 0.6 |
| 61 | 34936 | 2.5 | 1.1 | 85.2 | 63 | 45935 | 3.1 | 1.2 | 86.5 | | | | | | 71621 | 36342 | 6.7 | 0.6 |
| 72 | 34350 | 0.7 | 1.1 | 86.3 | 28 | 44654 | 0.6 | 1.2 | 87.7 | | | | | | 84219 | 35691 | 21.7 | 0.6 |
| 29 | 33178 | 2.2 | 1.1 | 87.4 | | | | | | | | | | | 56291 | 34533 | 17.7 | 0.6 |
| | | | | | | | | | | | | | | | 84593 | 33403 | 6.7 | 0.6 |
| 334 | 160504 | 1.0 | 5.2 | 5.2 | 843 | 196949 | 9.6 | 5.3 | 5.3 | 843 | 362663 | 8.9 | 6.0 | 6.0 | 67461 | 32746 | 6.2 | 0.5 |
| 248 | 159937 | 2.4 | 5.2 | 10.4 | 334 | 187314 | 0.9 | 5.1 | 10.4 | 842 | 343701 | 9.4 | 5.7 | 11.6 | 68422 | 32162 | 6.6 | 0.5 |
| 011 | 152033 | 5.9 | 4.9 | 15.4 | 842 | 178034 | 10.0 | 4.8 | 15.3 | 781 | 218243 | 2.3 | 3.6 | 15.2 | 24721 | 31806 | 3.9 | 0.5 |
| 842 | 145858 | 6.9 | 4.7 | 20.1 | 851 | 130519 | 10.2 | 3.5 | 18.8 | 851 | 201187 | 8.0 | 3.3 | 18.5 | 11212 | 31468 | 18.4 | 0.5 |
| 843 | 116103 | 5.5 | 3.8 | 23.9 | 684 | 122134 | 6.2 | 3.3 | 22.1 | 684 | 197759 | 6.8 | 3.3 | 21.8 | 77521 | 31006 | 17.9 | 0.5 |
| 846 | 97804 | 8.9 | 3.2 | 27.1 | 781 | 105495 | 2.3 | 2.9 | 25.0 | 846 | 164468 | 8.7 | 2.7 | 24.5 | 84233 | 30210 | 12.2 | 0.5 |
| 821 | 90184 | 6.5 | 2.9 | 30.0 | 821 | 95291 | 8.0 | 2.6 | 27.6 | 821 | 164216 | 7.4 | 2.7 | 27.2 | 82119 | 28474 | 16.7 | 0.5 |
| 784 | 85861 | 4.9 | 2.8 | 32.8 | 846 | 93781 | 10.3 | 2.5 | 30.1 | 845 | 145674 | 4.2 | 2.4 | 29.6 | 77511 | 28456 | 10.7 | 0.5 |
| 775 | 79661 | 9.7 | 2.6 | 35.4 | 011 | 83040 | 4.5 | 2.3 | 32.4 | 001 | 141709 | 20.9 | 2.3 | 31.9 | 77586 | 26975 | 3.5 | 0.4 |
| 001 | 77478 | 13.2 | 2.5 | 37.9 | 248 | 82322 | 2.3 | 2.2 | 34.6 | 248 | 140750 | 2.3 | 2.3 | 34.2 | 84312 | 26538 | 11.7 | 0.4 |
| 682 | 69410 | 1.4 | 2.3 | 40.2 | 641 | 76654 | 1.3 | 2.1 | 36.7 | 334 | 137688 | 1.0 | 2.3 | 36.5 | 68421 | 26390 | 8.6 | 0.4 |
| 851 | 67916 | 4.8 | 2.2 | 42.4 | 335 | 74265 | 6.4 | 2.0 | 38.7 | 784 | 130143 | 3.2 | 2.1 | 38.6 | 84232 | 25979 | 2.4 | 0.4 |
| 844 | 64916 | 6.5 | 2.1 | 44.5 | 782 | 72361 | 6.9 | 2.0 | 40.7 | 775 | 128371 | 6.9 | 2.1 | 40.7 | 26652 | 25650 | 17.6 | 0.4 |
| 786 | 53569 | 26.3 | 1.7 | 46.2 | 784 | 70902 | 3.2 | 1.9 | 42.6 | 011 | 118172 | 4.9 | 1.9 | 42.7 | 68225 | 25477 | 14.9 | 0.4 |
| 845 | 44360 | 2.7 | 1.4 | 47.7 | 845 | 70233 | 4.8 | 1.9 | 44.5 | 641 | 108415 | 1.1 | 1.8 | 44.5 | 84592 | 25073 | 6.1 | 0.4 |
| 716 | 43239 | 5.3 | 1.4 | 49.1 | 001 | 69806 | 14.4 | 1.9 | 46.4 | 782 | 98180 | 5.3 | 1.6 | 46.1 | 65224 | 25054 | 2.5 | 0.4 |
| 247 | 40521 | 2.4 | 1.3 | 50.4 | 775 | 64296 | 7.0 | 1.7 | 48.1 | 682 | 94468 | 2.8 | 1.6 | 47.6 | 84221 | 24865 | 21.8 | 0.4 |
| 778 | 40075 | 1.9 | 1.3 | 51.7 | 844 | 57498 | 7.4 | 1.6 | 49.7 | 844 | 90773 | 6.3 | 1.5 | 49.1 | 08193 | 24561 | 3.0 | 0.4 |
| 112 | 39524 | 9.8 | 1.3 | 53.0 | 583 | 55950 | 3.2 | 1.5 | 51.2 | 848 | 89891 | 4.2 | 1.5 | 50.6 | 64121 | 23415 | 1.0 | 0.4 |
| 793 | 39152 | 1.7 | 1.3 | 54.3 | 651 | 49389 | 2.6 | 1.3 | 52.6 | 625 | 80872 | 7.6 | 1.3 | 51.9 | 84223 | 22902 | 17.8 | 0.4 |
| 713 | 37513 | 3.0 | 1.2 | 55.5 | 054 | 44920 | 3.0 | 1.2 | 53.8 | 058 | 80221 | 5.2 | 1.3 | 53.3 | 58311 | 22585 | 2.8 | 0.4 |
| 651 | 36745 | 1.9 | 1.2 | 56.7 | 716 | 44151 | 5.6 | 1.2 | 55.0 | | | | | | 65841 | 22125 | 9.4 | 0.4 |
| 684 | 36154 | 1.4 | 1.2 | 57.9 | 652 | 42780 | 3.2 | 1.2 | 56.1 | | | | | | 58341 | 22077 | 7.5 | 0.4 |
| 625 | 35507 | 5.9 | 1.2 | 59.0 | 773 | 41452 | 7.4 | 1.1 | 57.3 | | | | | | 84343 | 21770 | 15.9 | 0.4 |
| 058 | 33967 | 3.1 | 1.1 | 60.1 | 625 | 39989 | 7.4 | 1.1 | 58.3 | | | | | | | | | |
| 054 | 32238 | 1.7 | 1.0 | 61.2 | 612 | 39903 | 18.0 | 1.1 | 59.4 | | | | | | | | | |
| 781 | 31792 | 0.7 | 1.0 | 62.2 | 058 | 39785 | 3.6 | 1.1 | 60.5 | | | | | | | | | |
| 641 | 30748 | 0.5 | 1.0 | 63.2 | 848 | 39396 | 4.0 | 1.1 | 61.6 | | | | | | | | | |
| 658 | 37524 | 6.2 | 1.0 | 62.6 | | | | | | | | | | | | | | |
| 778 | 36989 | 1.6 | 1.0 | 63.6 | | | | | | | | | | | | | | |

A: SITC Rev2 codes; B: 000 ECU; B1: 000 US$; C: % of total EC sectoral imports; D: % of total EC bilateral imports; E: cumulative % of total EC bilateral imports; TL: total trade; M: manufactures: SITC 5+6+7+8.

TABLE 2.3: THE STRUCTURE OF EC, USA and JAPANESE EXPORTS TO THE NICs

| 1980 | | | | 1985 | | | | 1987 | | | | 1988 | | | |
|---|---|---|---|---|---|---|---|---|---|---|---|---|---|---|---|
| A | B | C | D | A | B | C | D | A | B | C | D | A | B | C | D |
| EC EXPORTS TO THE NICs | | | | | | | | | | | | | | | |
| TL | 28430960 | 13.3 | 100.0 | TL | 54018848 | 14.3 | 100.0 | TL | 53759488 | 16.0 | 100.0 | TL | 57135184 | 15.9 | 100.0 |
| M | 25617600 | 14.7 | 90.1 | M | 48383168 | 15.6 | 89.5 | M | 47789056 | 16.7 | 88.8 | M | 51645120 | 16.8 | 90.3 |
| 7 | 13647116 | 16.7 | 48.0 | 7 | 23721664 | 16.7 | 43.9 | 7 | 24210240 | 17.9 | 45.0 | 7 | 25058464 | 17.5 | 43.8 |
| 6 | 5492484 | 11.8 | 19.3 | 6 | 11626232 | 16.2 | 21.5 | 6 | 10976601 | 18.1 | 20.4 | 6 | 12565803 | 19.1 | 21.9 |
| 5 | 4561755 | 18.2 | 16.0 | 5 | 9090525 | 18.9 | 16.8 | 5 | 8558812 | 19.7 | 15.9 | 5 | 9211856 | 18.9 | 16.1 |
| 8 | 1916390 | 9.1 | 6.7 | 8 | 3945006 | 8.4 | 7.3 | 8 | 4043502 | 9.0 | 7.5 | 8 | 4809158 | 9.9 | 8.4 |
| 0 | 919863 | 6.6 | 3.2 | 9 | 1541699 | 17.9 | 2.8 | 9 | 1910588 | 22.1 | 3.5 | 2 | 1575153 | 20.5 | 2.7 |
| 9 | 552347 | 11.0 | 1.9 | 0 | 1451430 | 6.4 | 2.6 | 0 | 1498928 | 8.4 | 2.7 | 0 | 1479404 | 7.8 | 2.5 |
| 2 | 479335 | 11.7 | 1.6 | 2 | 1397447 | 18.2 | 2.5 | 2 | 1374193 | 19.5 | 2.5 | 9 | 1085030 | 11.7 | 1.8 |
| 1 | 319037 | 3.2 | 1.1 | 1 | 495690 | 7.8 | 0.9 | 1 | 591193 | 10.3 | 1.0 | 1 | 735613 | 12.1 | 1.2 |
| 3 | 410481 | 8.9 | 1.4 | 3 | 417513 | 1.9 | 0.7 | 3 | 366661 | 3.1 | 0.6 | 3 | 367681 | 3.6 | 0.6 |
| 4 | 132512 | 13.7 | 0.4 | 4 | 332368 | 16.9 | 0.6 | 4 | 229133 | 20.5 | 0.4 | 4 | 247453 | 21.1 | 0.4 |
| USA EXPORTS TO THE NICs | | | | | | | | | | | | | | | |
| TL | 34809600 | 22.8 | 100.0 | TL | 59416656 | 22.1 | 100.0 | TL | 47680768 | 22.6 | 100.0 | TL | 64411200 | 24.6 | 100.0 |
| M | 24123920 | 23.8 | 69.3 | M | 43578768 | 23.1 | 73.3 | M | 35336736 | 23.7 | 74.1 | M | 46085024 | 25.4 | 71.5 |
| 7 | 14464417 | 24.3 | 41.5 | 7 | 28181936 | 23.0 | 47.4 | 7 | 22368832 | 23.6 | 46.9 | 7 | 28504704 | 24.9 | 44.2 |
| 0 | 4714103 | 24.2 | 13.5 | 5 | 7289912 | 26.4 | 12.2 | 5 | 6264720 | 28.4 | 13.1 | 5 | 8186437 | 30.9 | 12.7 |
| 5 | 4392355 | 30.1 | 12.6 | 2 | 6384240 | 29.4 | 10.7 | 2 | 5345554 | 30.4 | 11.2 | 2 | 6840477 | 32.0 | 10.6 |
| 2 | 3943944 | 23.6 | 11.3 | 0 | 4597148 | 18.5 | 7.7 | 6 | 3554977 | 23.3 | 7.4 | 6 | 5136295 | 25.7 | 7.9 |
| 6 | 3519318 | 22.2 | 10.1 | 6 | 4341299 | 23.2 | 7.3 | 8 | 3148219 | 18.7 | 6.6 | 0 | 4635592 | 20.9 | 7.1 |
| 8 | 1747845 | 15.2 | 5.0 | 8 | 3765639 | 18.8 | 6.3 | 0 | 2977501 | 18.2 | 6.2 | 8 | 4257590 | 20.5 | 6.6 |
| 3 | 803693 | 14.2 | 2.3 | 3 | 2627900 | 20.2 | 4.4 | 9 | 1737957 | 9.9 | 3.6 | 9 | 4171802 | 17.0 | 6.4 |
| 9 | 562019 | 9.4 | 1.6 | 9 | 1276296 | 9.0 | 2.1 | 3 | 1506890 | 22.6 | 3.1 | 3 | 1554081 | 22.3 | 2.4 |
| 4 | 375576 | 27.0 | 1.0 | 1 | 647922 | 16.8 | 1.0 | 1 | 588039 | 18.6 | 1.2 | 1 | 820492 | 21.3 | 1.2 |
| 1 | 286340 | 15.2 | 0.8 | 4 | 304393 | 16.0 | 0.5 | 4 | 188114 | 21.1 | 0.3 | 4 | 303745 | 23.6 | 0.4 |
| JAPANESE EXPORTS TO THE NICs | | | | | | | | | | | | | | | |
| TL | 26759856 | 29.3 | 100.0 | TL | 60304704 | 26.4 | 100.0 | TL | 54048112 | 27.4 | 100.0 | TL | 66194752 | 29.6 | 100.0 |
| M | 25264608 | 28.8 | 94.4 | M | 57455744 | 25.9 | 95.2 | M | 51402080 | 26.8 | 95.1 | M | 63061264 | 29.0 | 95.2 |
| 7 | 12560546 | 23.5 | 46.9 | 7 | 32055776 | 20.7 | 53.1 | 7 | 29918576 | 21.5 | 55.3 | 7 | 37351424 | 23.8 | 56.4 |
| 6 | 8364329 | 38.1 | 31.2 | 6 | 15748735 | 42.0 | 26.1 | 6 | 12254377 | 47.2 | 22.6 | 6 | 14396899 | 48.2 | 21.7 |
| 5 | 2526145 | 54.2 | 9.4 | 5 | 4939799 | 50.5 | 8.1 | 5 | 5157398 | 51.9 | 9.5 | 5 | 6215745 | 54.2 | 9.3 |
| 8 | 1813608 | 23.8 | 6.7 | 8 | 4711461 | 23.9 | 7.8 | 8 | 4071735 | 24.3 | 7.5 | 8 | 5097200 | 26.7 | 7.7 |
| 2 | 588238 | 57.0 | 2.1 | 2 | 1060200 | 60.8 | 1.7 | 2 | 883007 | 65.7 | 1.6 | 2 | 1041992 | 65.8 | 1.5 |
| 9 | 347025 | 30.6 | 1.2 | 9 | 802715 | 34.8 | 1.3 | 9 | 717022 | 34.7 | 1.3 | 9 | 1000093 | 32.7 | 1.5 |
| 0 | 346375 | 34.0 | 1.2 | 0 | 564143 | 36.1 | 0.9 | 0 | 540774 | 44.0 | 1.0 | 0 | 652752 | 50.8 | 0.9 |
| 3 | 183977 | 50.0 | 0.6 | 3 | 351828 | 47.0 | 0.5 | 3 | 445222 | 63.9 | 0.8 | 3 | 357959 | 64.0 | 0.5 |
| 4 | 25486 | 31.7 | 0.0 | 4 | 50907 | 35.2 | 0.0 | 1 | 30138 | 28.9 | 0.0 | 1 | 49973 | 45.9 | 0.0 |
| 1 | 4145 | 4.1 | 0.0 | 1 | 19161 | 12.9 | 0.0 | 4 | 29866 | 40.8 | 0.0 | 4 | 30749 | 24.1 | 0.0 |

EC EXPORTS TO THE NICs

| 1980 | | | | | 1985 | | | | | 1987 | | | | |
|---|---|---|---|---|---|---|---|---|---|---|---|---|---|---|
| A | B1 | C | D | E | A | B1 | C | D | E | A | B1 | C | D | E |
| 72 | 3680889 | 19.3 | 9.1 | 9.1 | 72 | 3519707 | 21.0 | 8.5 | 8.4 | 72 | 5433502 | 22.1 | 8.7 | 8.7 |
| 74 | 3098360 | 16.6 | 7.7 | 16.8 | 67 | 3095996 | 19.6 | 7.4 | 15.9 | 78 | 4221350 | 10.5 | 6.7 | 15.4 |
| 78 | 2695229 | 9.7 | 6.7 | 23.4 | 74 | 2867385 | 17.4 | 6.9 | 22.8 | 74 | 4214485 | 18.5 | 6.7 | 22.2 |
| 67 | 2579697 | 15.3 | 6.4 | 29.8 | 78 | 2616949 | 9.7 | 6.3 | 29.0 | 77 | 4065375 | 20.4 | 6.5 | 28.7 |
| 77 | 2264448 | 16.3 | 5.6 | 35.4 | 77 | 2405522 | 17.7 | 5.8 | 34.8 | 66 | 3967439 | 29.2 | 6.3 | 35.0 |
| 79 | 2094951 | 20.2 | 5.2 | 40.6 | 51 | 2265321 | 24.9 | 5.4 | 40.3 | 67 | 3254035 | 20.2 | 5.2 | 40.2 |
| 66 | 1968751 | 14.0 | 4.9 | 45.5 | 66 | 2248963 | 23.8 | 5.4 | 45.7 | 51 | 3192558 | 26.8 | 5.1 | 45.3 |
| 51 | 1924217 | 25.0 | 4.8 | 50.2 | 79 | 1954447 | 21.9 | 4.7 | 50.3 | 79 | 2343969 | 19.6 | 3.7 | 49.1 |
| 71 | 1899031 | 18.8 | 4.7 | 54.9 | 71 | 1629541 | 17.5 | 3.9 | 54.3 | 71 | 2329725 | 18.1 | 3.7 | 52.8 |
| 76 | 1362892 | 23.3 | 3.4 | 58.3 | 58 | 1294018 | 18.5 | 3.1 | 57.4 | 76 | 2096090 | 26.6 | 3.4 | 56.1 |
| 73 | 1171226 | 22.2 | 2.9 | 61.2 | 76 | 1203015 | 22.3 | 2.9 | 60.3 | 58 | 1912617 | 19.2 | 3.1 | 59.2 |
| 69 | 1089006 | 10.1 | 2.7 | 63.9 | 87 | 1147177 | 16.9 | 2.8 | 63.0 | 65 | 1826297 | 14.5 | 2.9 | 62.1 |
| 58 | 1086336 | 15.0 | 2.7 | 66.6 | 65 | 1088817 | 12.1 | 2.6 | 65.6 | 87 | 1682011 | 17.5 | 2.7 | 64.8 |
| 65 | 909334 | 9.6 | 2.2 | 68.8 | 69 | 933886 | 10.7 | 2.2 | 67.9 | 73 | 1538024 | 25.4 | 2.5 | 67.3 |
| 89 | 901741 | 8.7 | 2.2 | 71.0 | 89 | 895144 | 7.3 | 2.1 | 70.0 | 89 | 1336615 | 7.4 | 2.1 | 69.4 |
| 87 | 873746 | 17.0 | 2.2 | 73.2 | 59 | 833785 | 17.1 | 2.0 | 72.0 | 69 | 1244827 | 11.1 | 2.0 | 71.4 |
| 59 | 748060 | 15.8 | 1.9 | 75.1 | 73 | 817296 | 21.8 | 2.0 | 74.0 | 59 | 1166883 | 17.3 | 1.9 | 73.3 |
| 56 | 644888 | 46.6 | 1.6 | 76.6 | 75 | 682750 | 10.0 | 1.6 | 75.6 | 54 | 1014839 | 12.7 | 1.6 | 74.9 |
| 70 | 641184 | 38.9 | 1.6 | 78.2 | 52 | 667920 | 16.4 | 1.6 | 77.2 | 75 | 1007152 | 10.4 | 1.6 | 76.5 |
| 53 | 606147 | 20.8 | 1.5 | 79.7 | 54 | 652055 | 12.4 | 1.6 | 78.8 | 53 | 960884 | 22.5 | 1.5 | 78.0 |
| 52 | 596016 | 15.8 | 1.5 | 81.2 | 68 | 613277 | 13.5 | 1.5 | 80.3 | 70 | 922001 | 49.0 | 1.5 | 79.5 |
| 33 | 552401 | 3.3 | 1.4 | 82.6 | 70 | 594570 | 46.4 | 1.4 | 81.7 | 52 | 861483 | 18.7 | 1.4 | 80.9 |
| 54 | 550387 | 11.1 | 1.4 | 83.9 | 53 | 564042 | 19.3 | 1.4 | 83.0 | 68 | 806830 | 14.4 | 1.3 | 82.2 |
| 75 | 484833 | 11.5 | 1.2 | 85.2 | | | | | | 61 | 720570 | 34.1 | 1.2 | 83.3 |
| 68 | 484795 | 7.0 | 1.2 | 86.3 | | | | | | 88 | 641603 | 13.9 | 1.0 | 84.3 |
| 02 | 446094 | 11.3 | 1.1 | 87.4 | | | | | | | | | | |
| 88 | 440215 | 13.6 | 1.1 | 88.5 | | | | | | | | | | |

A: SITC Rev2 Codes; B: 000 ECU; B1: 000 US$; C: % of total EC sectoral exports; D: % of total EC bilateral exports; E: cumulative % of total EC bilateral exports; TL: total trade; M: manufactures: 5+6+7+8.

EC EXPORTS TO THE NICs (continued)

| 1980 | | | | | 1985 | | | | | 1987 | | | | |
|---|---|---|---|---|---|---|---|---|---|---|---|---|---|---|
| A | B1 | C | D | E | A | B1 | C | D | E | A | B1 | C | D | E |
| 784 | 1393266 | 16.9 | 3.4 | 3.4 | 667 | 1668098 | 45.8 | 4.0 | 4.0 | 667 | 3044667 | 51.7 | 4.9 | 4.9 |
| 667 | 1382658 | 17.7 | 3.4 | 6.9 | 728 | 1267443 | 23.7 | 3.0 | 7.0 | 724 | 2067453 | 37.9 | 3.3 | 8.2 |
| 728 | 1321259 | 22.2 | 3.3 | 10.1 | 784 | 1215297 | 17.6 | 2.9 | 10.0 | 728 | 2029037 | 25.2 | 3.2 | 11.4 |
| 764 | 1128873 | 24.6 | 2.8 | 12.9 | 724 | 1157224 | 36.6 | 2.8 | 12.7 | 764 | 1954946 | 29.5 | 3.1 | 14.5 |
| 724 | 1017080 | 29.4 | 2.5 | 15.4 | 764 | 1093970 | 24.0 | 2.6 | 15.4 | 784 | 1790420 | 17.5 | 2.9 | 17.4 |
| 674 | 973385 | 20.8 | 2.4 | 17.8 | 792 | 1017864 | 14.7 | 2.4 | 17.8 | 781 | 1758629 | 7.1 | 2.8 | 20.2 |
| 736 | 932770 | 22.0 | 2.3 | 20.1 | 874 | 927658 | 18.2 | 2.2 | 20.0 | 874 | 1327437 | 18.6 | 2.1 | 22.3 |
| 749 | 810411 | 16.2 | 2.0 | 22.2 | 674 | 857618 | 18.6 | 2.1 | 22.1 | 674 | 1184872 | 23.0 | 1.9 | 24.2 |
| 713 | 790614 | 20.3 | 2.0 | 24.1 | 673 | 831261 | 25.5 | 2.0 | 24.1 | 776 | 1170133 | 38.8 | 1.9 | 26.1 |
| 781 | 727377 | 6.1 | 1.8 | 25.9 | 781 | 805572 | 5.2 | 1.9 | 26.0 | 749 | 1117812 | 18.0 | 1.8 | 27.9 |
| 874 | 688437 | 17.8 | 1.7 | 27.6 | 583 | 750877 | 18.5 | 1.8 | 27.8 | 583 | 1065317 | 18.6 | 1.7 | 29.6 |
| 772 | 673539 | 17.1 | 1.7 | 29.3 | 749 | 718506 | 16.5 | 1.7 | 29.6 | 541 | 1014839 | 12.7 | 1.6 | 31.2 |
| 793 | 658972 | 19.6 | 1.6 | 30.9 | 776 | 653719 | 34.1 | 1.6 | 31.1 | 772 | 994050 | 19.9 | 1.6 | 32.8 |
| 562 | 644888 | 46.6 | 1.6 | 32.5 | 541 | 652055 | 12.4 | 1.6 | 32.7 | 736 | 992100 | 21.7 | 1.6 | 34.4 |
| 741 | 636592 | 17.7 | 1.6 | 34.1 | 741 | 644136 | 20.4 | 1.5 | 34.2 | 741 | 946167 | 22.8 | 1.5 | 35.9 |
| 583 | 624872 | 14.1 | 1.5 | 35.6 | 736 | 631347 | 21.0 | 1.5 | 35.7 | 515 | 904611 | 28.7 | 1.4 | 37.3 |
| 598 | 553461 | 18.7 | 1.4 | 37.0 | 515 | 621789 | 29.7 | 1.5 | 37.2 | 598 | 873241 | 20.2 | 1.4 | 38.7 |
| 723 | 551433 | 15.8 | 1.4 | 38.4 | 598 | 608370 | 20.3 | 1.5 | 38.7 | 778 | 795406 | 15.5 | 1.3 | 40.0 |
| 541 | 550387 | 11.1 | 1.4 | 39.7 | 672 | 599282 | 35.2 | 1.4 | 40.1 | 792 | 741580 | 11.4 | 1.2 | 41.2 |
| 744 | 534497 | 16.9 | 1.3 | 41.0 | 772 | 568035 | 16.0 | 1.4 | 41.5 | 713 | 730283 | 17.3 | 1.2 | 42.4 |
| 678 | 527628 | 11.5 | 1.3 | 42.3 | 678 | 550806 | 12.6 | 1.3 | 42.8 | 743 | 706616 | 19.8 | 1.1 | 43.5 |
| 334 | 521794 | 4.1 | 1.3 | 43.6 | 713 | 533248 | 17.7 | 1.3 | 44.1 | 582 | 698330 | 19.9 | 1.1 | 44.6 |
| 515 | 519482 | 29.8 | 1.3 | 44.9 | 778 | 487794 | 14.4 | 1.2 | 45.3 | 793 | 670989 | 10.6 | 1.1 | 45.7 |
| 778 | 498378 | 14.5 | 1.2 | 46.1 | 582 | 446591 | 19.6 | 1.1 | 46.4 | 714 | 630770 | 13.2 | 1.0 | 46.7 |
| 792 | 474765 | 6.2 | 1.2 | 47.3 | 511 | 441597 | 21.7 | 1.1 | 47.4 | 672 | 626755 | 33.1 | 1.0 | 47.7 |
| 743 | 467921 | 17.1 | 1.2 | 48.5 | 793 | 440613 | 18.3 | 1.1 | 48.5 | | | | | |
| 673 | 424941 | 10.8 | 1.1 | 49.5 | 723 | 432012 | 15.5 | 1.0 | 49.5 | | | | | |
| 776 | 406880 | 31.9 | 1.0 | 50.5 | 744 | 431944 | 17.5 | 1.0 | 50.5 | | | | | |
| | | | | | 513 | 425967 | 28.5 | 1.0 | 51.6 | | | | | |
| | | | | | 743 | 422908 | 16.6 | 1.0 | 52.6 | | | | | |

| 1980 | | | | | 1985 | | | | | 1987 | | | | |
|---|---|---|---|---|---|---|---|---|---|---|---|---|---|---|
| A | B1 | C | D | E | A | B1 | C | D | E | A | B1 | C | D | E |
| 66722 | 818691 | 28.4 | 2.0 | 2.0 | 66722 | 1358900 | 77.8 | 3.3 | 3.3 | 66722 | 2500624 | 78.4 | 4.0 | 4.0 |
| 66729 | 518614 | 22.1 | 1.3 | 3.3 | 87483 | 488191 | 19.3 | 1.2 | 4.4 | 87483 | 657958 | 19.5 | 1.1 | 5.0 |
| 72848 | 376007 | 25.6 | 0.9 | 4.2 | 51569 | 416205 | 27.3 | 1.0 | 5.4 | 51569 | 586080 | 25.4 | 0.9 | 6.0 |
| 76491 | 352046 | 41.9 | 0.9 | 5.1 | 67461 | 368521 | 22.3 | 0.9 | 6.3 | 76493 | 569453 | 31.3 | 0.9 | 6.9 |
| 51569 | 348341 | 25.3 | 0.9 | 6.0 | 67251 | 337969 | 45.1 | 0.8 | 7.1 | 59899 | 493299 | 20.6 | 0.8 | 7.7 |
| 56216 | 322718 | 79.8 | 0.8 | 6.8 | 76493 | 332017 | 25.7 | 0.8 | 7.9 | 76491 | 490553 | 39.7 | 0.8 | 8.5 |
| 79323 | 300125 | 28.3 | 0.7 | 7.5 | 59899 | 318994 | 20.0 | 0.8 | 8.7 | 72848 | 473852 | 22.5 | 0.8 | 9.2 |
| 67461 | 285618 | 16.9 | 0.7 | 8.2 | 72848 | 312176 | 23.4 | 0.7 | 9.4 | 66729 | 469414 | 20.1 | 0.8 | 10.0 |
| 59899 | 272617 | 18.1 | 0.7 | 8.9 | 76491 | 290198 | 34.8 | 0.7 | 10.1 | 67461 | 419502 | 24.9 | 0.7 | 10.6 |
| 76493 | 255365 | 22.4 | 0.6 | 9.5 | 67326 | 280502 | 28.0 | 0.7 | 10.8 | 72842 | 393480 | 27.4 | 0.6 | 11.3 |
| 87483 | 250459 | 18.2 | 0.6 | 10.1 | 66729 | 277193 | 16.7 | 0.7 | 11.5 | 72443 | 393339 | 50.5 | 0.6 | 11.9 |
| 67271 | 216221 | 26.9 | 0.5 | 10.7 | 67311 | 277062 | 56.5 | 0.7 | 12.1 | 72849 | 332919 | 21.2 | 0.5 | 12.4 |
| 89211 | 210305 | 15.4 | 0.5 | 11.2 | 72842 | 260132 | 28.2 | 0.6 | 12.8 | 54179 | 303371 | 7.8 | 0.5 | 12.9 |
| 72443 | 209713 | 44.1 | 0.5 | 11.7 | 97101 | 255946 | 39.1 | 0.6 | 13.4 | 71491 | 299504 | 17.1 | 0.5 | 13.4 |
| 74428 | 202398 | 23.9 | 0.5 | 12.2 | 72474 | 230009 | 47.2 | 0.6 | 13.9 | 74522 | 296130 | 20.5 | 0.5 | 13.9 |
| 72842 | 196962 | 22.6 | 0.5 | 12.7 | 74522 | 216757 | 21.9 | 0.5 | 14.4 | 67251 | 281807 | 38.0 | 0.5 | 14.3 |
| 67441 | 181967 | 23.8 | 0.5 | 13.1 | 67271 | 206527 | 26.4 | 0.5 | 14.9 | 72474 | 262762 | 38.1 | 0.4 | 14.7 |
| 11242 | 180001 | 34.2 | 0.4 | 13.6 | 58311 | 200675 | 18.0 | 0.5 | 15.4 | 11242 | 260426 | 33.4 | 0.4 | 15.2 |
| 02242 | 173157 | 32.4 | 0.4 | 14.0 | 79323 | 196781 | 21.0 | 0.5 | 15.9 | 76483 | 253709 | 34.8 | 0.4 | 15.6 |
| 74522 | 172981 | 19.9 | 0.4 | 14.4 | 54179 | 185425 | 7.5 | 0.4 | 16.3 | 73721 | 223406 | 69.2 | 0.4 | 15.9 |
| 72849 | 171910 | 17.3 | 0.4 | 14.9 | 51389 | 181602 | 41.0 | 0.4 | 16.8 | 72641 | 221286 | 16.9 | 0.4 | 16.3 |
| 58311 | 165420 | 10.4 | 0.4 | 15.3 | 72849 | 177156 | 18.5 | 0.4 | 17.2 | 58311 | 218639 | 16.2 | 0.4 | 16.6 |
| 79199 | 160908 | 32.6 | 0.4 | 15.7 | 72443 | 172644 | 43.3 | 0.4 | 17.6 | 72442 | 210822 | 45.8 | 0.3 | 17.0 |
| 54179 | 141150 | 5.7 | 0.3 | 16.0 | 56216 | 158896 | 64.0 | 0.4 | 18.0 | 67271 | 209621 | 24.4 | 0.3 | 17.3 |
| 71332 | 139291 | 45.4 | 0.3 | 16.4 | 71491 | 155762 | 13.7 | 0.4 | 18.4 | 51124 | 206000 | 23.2 | 0.3 | 17.6 |
| 79322 | 138356 | 21.3 | 0.3 | 16.7 | 26653 | 149002 | 56.1 | 0.4 | 18.7 | 51389 | 192327 | 31.2 | 0.3 | 17.9 |
| 95106 | 134155 | 36.3 | 0.3 | 17.0 | 58331 | 142626 | 23.0 | 0.3 | 19.1 | 87202 | 188733 | 12.9 | 0.3 | 18.2 |
| 73619 | 130708 | 23.8 | 0.3 | 17.4 | 51124 | 141429 | 23.5 | 0.3 | 19.4 | 72449 | 181353 | 38.3 | 0.3 | 18.5 |
| 72641 | 128261 | 20.5 | 0.3 | 17.7 | 89211 | 139555 | 11.2 | 0.3 | 19.7 | 89731 | 178594 | 5.3 | 0.3 | 18.8 |
| 73613 | 124655 | 18.3 | 0.3 | 18.0 | 76483 | 132993 | 23.8 | 0.3 | 20.1 | 58331 | 177922 | 19.0 | 0.3 | 19.1 |
| 76483 | 120476 | 29.3 | 0.3 | 18.3 | 11242 | 130978 | 27.7 | 0.3 | 20.4 | 72452 | 176765 | 36.9 | 0.3 | 19.4 |
| 51214 | 120174 | 66.9 | 0.3 | 18.6 | 72641 | 130699 | 16.6 | 0.3 | 20.7 | 21201 | 172933 | 41.1 | 0.3 | 19.7 |
| 72442 | 118551 | 42.3 | 0.3 | 18.9 | 72442 | 121426 | 50.9 | 0.3 | 21.0 | 89211 | 166432 | 9.6 | 0.3 | 19.9 |
| 69541 | 115331 | 16.1 | 0.3 | 19.2 | 72342 | 120631 | 13.8 | 0.3 | 21.3 | 53342 | 166027 | 20.3 | 0.3 | 20.2 |
| 67251 | 114636 | 30.7 | 0.3 | 19.5 | 79322 | 117752 | 45.4 | 0.3 | 21.6 | 11241 | 165698 | 13.9 | 0.3 | 20.5 |
| 73614 | 111650 | 19.3 | 0.3 | 19.7 | 72452 | 113153 | 39.5 | 0.3 | 21.8 | 28209 | 162998 | 57.0 | 0.3 | 20.7 |
| 72474 | 109612 | 27.1 | 0.3 | 20.0 | 89731 | 113114 | 4.0 | 0.3 | 22.1 | 79322 | 162408 | 53.5 | 0.3 | 21.0 |
| 66245 | 107047 | 14.6 | 0.3 | 20.3 | 79328 | 111309 | 32.7 | 0.3 | 22.4 | 67463 | 158754 | 35.8 | 0.3 | 21.2 |
| 11241 | 106424 | 8.4 | 0.3 | 20.5 | 67332 | 108747 | 18.7 | 0.3 | 22.6 | 73619 | 158748 | 25.4 | 0.3 | 21.5 |
| 72812 | 106210 | 21.0 | 0.3 | 20.8 | 72722 | 107952 | 19.5 | 0.3 | 22.9 | 65224 | 157911 | 14.3 | 0.3 | 21.7 |
| 72449 | 104503 | 27.9 | 0.3 | 21.0 | 58321 | 104769 | 39.2 | 0.3 | 23.1 | 74428 | 156043 | 16.7 | 0.2 | 22.0 |
| 72722 | 103894 | 17.7 | 0.3 | 21.3 | 02243 | 104184 | 15.0 | 0.3 | 23.4 | 72722 | 155298 | 18.8 | 0.2 | 22.2 |
| 53342 | 102338 | 18.2 | 0.3 | 21.6 | 74428 | 99469 | 14.8 | 0.2 | 23.6 | 89399 | 153171 | 8.8 | 0.2 | 22.5 |
| 74132 | 101597 | 27.6 | 0.3 | 21.8 | 87202 | 99400 | 10.3 | 0.2 | 23.9 | 69541 | 153169 | 16.3 | 0.2 | 22.7 |
| 69979 | 100588 | 12.8 | 0.2 | 22.1 | 58231 | 99238 | 22.6 | 0.2 | 24.1 | 72453 | 151478 | 52.0 | 0.2 | 23.0 |
| 72346 | 99897 | 39.3 | 0.2 | 22.3 | 69541 | 97774 | 15.2 | 0.2 | 24.3 | 66232 | 150346 | 32.6 | 0.2 | 23.2 |
| 51124 | 98589 | 20.7 | 0.2 | 22.5 | 51139 | 97650 | 26.9 | 0.2 | 24.6 | 74132 | 146005 | 34.7 | 0.2 | 23.4 |
| 72342 | 98513 | 11.1 | 0.2 | 22.8 | 67463 | 95541 | 23.6 | 0.2 | 24.8 | 67332 | 141047 | 23.6 | 0.2 | 23.7 |
| 67326 | 92246 | 8.0 | 0.2 | 23.0 | 53342 | 94739 | 18.4 | 0.2 | 25.0 | 02242 | 140787 | 32.9 | 0.2 | 23.9 |
| 02243 | 90012 | 10.1 | 0.2 | 23.2 | 72449 | 93835 | 34.4 | 0.2 | 25.3 | 09809 | 140224 | 11.7 | 0.2 | 24.1 |
| 74991 | 89922 | 21.9 | 0.2 | 23.5 | 54139 | 90367 | 28.8 | 0.2 | 25.5 | 26653 | 137653 | 51.7 | 0.2 | 24.3 |

A: SITC Rev2 Codes; B: 000 ECU; B1: 000 US$; C: % of total EC sectoral exports; D: % of total EC bilateral exports; E: cumulative % of total EC bilateral exports; TL: total trade; M: manufactures: 5+6+7+8.

| 1980 | | | | 1985 | | | | 1987 | | | | 1988 | | | |
|---|---|---|---|---|---|---|---|---|---|---|---|---|---|---|---|
| A | B | C | D | A | B | C | D | A | B | C | D | A | B | C | D |
| EC EXPORTS TO ARGENTINA | | | | | | | | | | | | | | | |
| TL | 2430857 | 1.1 | 100.0 | TL | 1545155 | 0.4 | 100.0 | TL | 1741822 | 0.5 | 100.0 | TL | 1277423 | 0.3 | 100.0 |
| M | 2230585 | 1.2 | 91.7 | M | 1324952 | 0.4 | 85.7 | M | 1469826 | 0.5 | 84.3 | M | 1194290 | 0.3 | 93.4 |
| 7 | 1286493 | 1.6 | 52.9 | 7 | 730150 | 0.5 | 47.2 | 7 | 879419 | 0.7 | 50.4 | 7 | 693218 | 0.4 | 54.2 |
| 5 | 289095 | 0.9 | 11.8 | 5 | 307728 | 0.6 | 19.9 | 5 | 287373 | 0.7 | 16.4 | 5 | 243758 | 0.5 | 19.0 |
| 6 | 402348 | 1.2 | 16.5 | 9 | 178506 | 2.1 | 11.5 | 9 | 184897 | 2.1 | 10.6 | 6 | 165880 | 0.2 | 12.9 |
| 8 | 252657 | 1.2 | 10.3 | 6 | 160282 | 0.2 | 10.3 | 6 | 179629 | 0.3 | 10.3 | 8 | 91440 | 0.1 | 7.1 |
| 9 | 77614 | 1.5 | 3.1 | 8 | 126793 | 0.3 | 8.2 | 8 | 123416 | 0.3 | 7.0 | 9 | 35031 | 0.3 | 2.7 |
| 0 | 67516 | 0.5 | 2.7 | 2 | 21809 | 0.3 | 1.4 | 3 | 50067 | 0.4 | 2.8 | 3 | 20056 | 0.1 | 1.5 |
| 2 | 26711 | 0.7 | 1.0 | 3 | 8185 | 0.0 | 0.5 | 2 | 22952 | 0.3 | 1.3 | 2 | 18778 | 0.2 | 1.4 |
| 1 | 22035 | 0.6 | 0.9 | 0 | 7964 | 0.0 | 0.5 | 0 | 9401 | 0.1 | 0.5 | 0 | 5418 | 0.0 | 0.4 |
| 3 | 5149 | 0.0 | 0.2 | 1 | 2455 | 0.0 | 0.1 | 1 | 3811 | 0.1 | 0.2 | 1 | 3078 | 0.0 | 0.2 |
| 4 | 1260 | 0.1 | 0.0 | 4 | 1303 | 0.1 | 0.0 | 4 | 885 | 0.1 | 0.0 | 4 | 779 | 0.0 | 0.0 |
| USA EXPORTS TO ARGENTINA | | | | | | | | | | | | | | | |
| TL | 1722196 | 1.1 | 100.0 | TL | 899613 | 0.3 | 100.0 | TL | 907674 | 0.4 | 100.0 | TL | 856926 | 0.3 | 100.0 |
| M | 1567698 | 1.5 | 91.0 | M | 776523 | 0.4 | 86.3 | M | 742222 | 0.4 | 81.7 | M | 737811 | 0.4 | 86.0 |
| 7 | 989563 | 1.6 | 57.4 | 7 | 441820 | 0.3 | 49.1 | 7 | 395597 | 0.4 | 43.5 | 7 | 381823 | 0.3 | 44.5 |
| 5 | 220585 | 1.5 | 12.8 | 5 | 214798 | 0.7 | 23.8 | 5 | 229884 | 1.0 | 25.3 | 5 | 238776 | 0.9 | 27.8 |
| 8 | 191014 | 1.6 | 11.0 | 8 | 81171 | 0.4 | 9.0 | 8 | 76410 | 0.4 | 8.4 | 8 | 65696 | 0.3 | 7.6 |
| 6 | 166536 | 1.0 | 9.6 | 3 | 44174 | 0.3 | 4.9 | 3 | 58993 | 0.8 | 6.4 | 6 | 51516 | 0.2 | 6.0 |
| 3 | 53483 | 0.9 | 3.1 | 6 | 38734 | 0.2 | 4.3 | 2 | 51683 | 0.2 | 5.6 | 9 | 40622 | 0.1 | 4.7 |
| 2 | 52188 | 0.3 | 3.0 | 2 | 37758 | 0.1 | 4.1 | 9 | 43180 | 0.2 | 4.7 | 2 | 34435 | 0.1 | 4.0 |
| 0 | 22060 | 0.1 | 1.2 | 9 | 32963 | 0.2 | 3.6 | 6 | 40332 | 0.2 | 4.4 | 3 | 33505 | 0.4 | 3.9 |
| 9 | 20979 | 0.3 | 1.2 | 0 | 5950 | 0.0 | 0.6 | 0 | 9127 | 0.0 | 1.0 | 0 | 7954 | 0.0 | 0.9 |
| 1 | 4896 | 0.2 | 0.2 | 4 | 1182 | 0.0 | 0.1 | 4 | 1872 | 0.2 | 0.2 | 4 | 1819 | 0.1 | 0.2 |
| 4 | 893 | 0.0 | 0.0 | 1 | 1062 | 0.0 | 0.1 | 1 | 596 | 0.0 | 0.0 | 1 | 780 | 0.0 | 0.0 |
| JAPANESE EXPORTS TO ARGENTINA | | | | | | | | | | | | | | | |
| TL | 701391 | 0.7 | 100.0 | TL | 292404 | 0.1 | 100.0 | TL | 381083 | 0.1 | 100.0 | TL | 251578 | 0.1 | 100.0 |
| M | 695649 | 0.7 | 99.1 | M | 289953 | 0.1 | 99.1 | M | 378552 | 0.1 | 99.3 | M | 246420 | 0.1 | 97.9 |
| 7 | 465775 | 0.8 | 66.4 | 7 | 186102 | 0.1 | 63.6 | 7 | 242673 | 0.1 | 63.6 | 7 | 145438 | 0.0 | 57.8 |
| 6 | 129232 | 0.5 | 18.4 | 6 | 40241 | 0.1 | 13.7 | 6 | 79122 | 0.3 | 20.7 | 6 | 58166 | 0.1 | 23.1 |
| 8 | 79726 | 1.0 | 11.3 | 5 | 37843 | 0.3 | 12.9 | 5 | 30870 | 0.3 | 8.1 | 5 | 23432 | 0.2 | 9.3 |
| 5 | 20916 | 0.4 | 2.9 | 8 | 25767 | 0.1 | 8.8 | 8 | 25887 | 0.1 | 6.7 | 8 | 19385 | 0.1 | 7.7 |
| 9 | 2757 | 0.2 | 0.3 | 9 | 1528 | 0.0 | 0.5 | 9 | 1439 | 0.0 | 0.3 | 9 | 2847 | 0.0 | 1.1 |
| 2 | 2167 | 0.2 | 0.3 | 2 | 865 | 0.0 | 0.2 | 2 | 971 | 0.0 | 0.2 | 3 | 1258 | 0.2 | 0.5 |
| 1 | 338 | 0.3 | 0.0 | 0 | 32 | 0.0 | 0.0 | 0 | 88 | 0.0 | 0.0 | 2 | 873 | 0.0 | 0.3 |
| 0 | 325 | 0.0 | 0.0 | 4 | 23 | 0.0 | 0.0 | 3 | 34 | 0.0 | 0.0 | 0 | 175 | 0.0 | 0.0 |
| 3 | 137 | 0.0 | 0.0 | 3 | 2 | 0.0 | 0.0 | | | | | 1 | 4 | 0.0 | 0.0 |
| 4 | 18 | 0.0 | 0.0 | | | | | | | | | | | | |

EC EXPORTS TO ARGENTINA

| 1980 | | | | | 1985 | | | | | 1987 | | | | | 1987 | | | |
|---|---|---|---|---|---|---|---|---|---|---|---|---|---|---|---|---|---|---|
| A | B1 | C | D | E | A | B1 | C | D | E | A | B1 | C | D | E | A | B | C | D |
| 72 | 360450 | 1.9 | 10.4 | 10.4 | 78 | 120524 | 0.5 | 10.1 | 10.1 | 72 | 187328 | 0.8 | 9.2 | 9.2 | 76493 | 51910 | 2.9 | 2.6 |
| 78 | 289918 | 1.1 | 8.4 | 18.8 | 72 | 96634 | 0.6 | 8.1 | 18.2 | 78 | 170577 | 0.4 | 8.4 | 17.7 | 73729 | 36556 | 11.5 | 1.8 |
| 76 | 273243 | 4.7 | 7.9 | 26.7 | 74 | 85853 | 0.5 | 7.2 | 25.4 | 76 | 149386 | 1.9 | 7.4 | 25.0 | 51569 | 35921 | 1.6 | 1.8 |
| 67 | 246289 | 1.5 | 7.1 | 33.8 | 51 | 78726 | 0.9 | 6.6 | 32.0 | 77 | 132852 | 0.7 | 6.6 | 31.6 | 67271 | 35233 | 4.1 | 1.7 |
| 74 | 215972 | 1.2 | 6.2 | 40.1 | 76 | 72936 | 1.4 | 6.1 | 38.2 | 74 | 128729 | 0.6 | 6.4 | 37.9 | 89211 | 34885 | 2.0 | 1.7 |
| 71 | 202164 | 2.0 | 5.8 | 45.9 | 77 | 61441 | 0.5 | 5.2 | 43.3 | 71 | 120405 | 0.9 | 5.9 | 43.9 | 76491 | 29541 | 2.4 | 1.5 |
| 89 | 190820 | 1.8 | 5.5 | 51.5 | 67 | 59570 | 0.4 | 5.0 | 48.3 | 51 | 116521 | 1.0 | 5.7 | 49.6 | 72842 | 25088 | 1.8 | 1.2 |
| 77 | 182397 | 1.3 | 5.3 | 56.7 | 89 | 59331 | 0.5 | 5.0 | 53.3 | 67 | 99645 | 0.6 | 4.9 | 54.5 | 67463 | 19307 | 4.4 | 1.0 |
| 79 | 138093 | 1.3 | 4.0 | 60.7 | 71 | 45714 | 0.5 | 3.8 | 57.1 | 58 | 77619 | 0.8 | 3.8 | 58.4 | 87483 | 15680 | 0.5 | 0.8 |
| 51 | 115958 | 1.5 | 3.4 | 64.1 | 52 | 39340 | 1.0 | 3.3 | 60.4 | 89 | 69978 | 0.4 | 3.5 | 61.8 | 33411 | 13724 | 1.0 | 0.7 |
| 58 | 113442 | 1.6 | 3.3 | 67.4 | 58 | 38036 | 0.5 | 3.2 | 63.6 | 73 | 65303 | 1.1 | 3.2 | 65.0 | 33421 | 13635 | 1.1 | 0.7 |
| 69 | 108506 | 1.0 | 3.1 | 70.5 | 70 | 36206 | 2.8 | 3.0 | 66.7 | 33 | 58110 | 0.5 | 2.9 | 67.9 | 72443 | 12442 | 1.6 | 0.6 |
| 73 | 79428 | 1.5 | 2.3 | 72.8 | 54 | 34736 | 0.7 | 2.9 | 69.6 | 54 | 48067 | 0.6 | 2.4 | 70.3 | 59899 | 12363 | 0.5 | 0.6 |
| 87 | 77701 | 1.5 | 2.2 | 75.0 | 59 | 28130 | 0.6 | 2.4 | 71.9 | 70 | 47739 | 2.5 | 2.4 | 72.6 | 72848 | 11927 | 0.6 | 0.6 |
| 66 | 64622 | 0.5 | 1.9 | 76.9 | 87 | 24605 | 0.4 | 2.1 | 74.0 | 87 | 43254 | 0.5 | 2.1 | 74.8 | 71499 | 11853 | 2.4 | 0.6 |
| 54 | 54149 | 1.1 | 1.6 | 78.5 | 73 | 17954 | 0.5 | 1.5 | 75.5 | 59 | 31662 | 0.5 | 1.6 | 76.3 | 77887 | 11832 | 2.1 | 0.6 |
| 75 | 52180 | 1.2 | 1.5 | 80.0 | 69 | 17623 | 0.2 | 1.5 | 77.0 | | | | | | 72442 | 11485 | 2.5 | 0.6 |
| 65 | 51297 | 0.5 | 1.5 | 81.5 | 75 | 15846 | 0.2 | 1.3 | 78.3 | | | | | | 72452 | 10824 | 2.3 | 0.5 |
| 59 | 41591 | 0.9 | 1.2 | 82.7 | 66 | 12280 | 0.1 | 1.0 | 79.4 | | | | | | 54179 | 10820 | 0.3 | 0.5 |
| 88 | 38286 | 1.2 | 1.1 | 83.8 | | | | | | | | | | | 72641 | 10819 | 0.8 | 0.5 |
| 70 | 35628 | 2.2 | 1.0 | 84.8 | | | | | | | | | | | 72849 | 9956 | 0.6 | 0.5 |
| | | | | | | | | | | | | | | | 71491 | 8818 | 0.5 | 0.4 |
| 764 | 214565 | 4.7 | 6.2 | 6.2 | 784 | 103452 | 1.5 | 8.7 | 8.7 | 764 | 143989 | 2.2 | 7.1 | 7.1 | 77511 | 8287 | 2.2 | 0.4 |
| 781 | 129122 | 1.1 | 3.7 | 9.9 | 764 | 72681 | 1.6 | 6.1 | 14.8 | 784 | 124969 | 1.2 | 6.2 | 13.3 | 72474 | 8165 | 1.2 | 0.4 |
| 728 | 129054 | 2.2 | 3.7 | 13.7 | 892 | 44874 | 1.8 | 3.8 | 18.5 | 724 | 74835 | 1.4 | 3.7 | 17.0 | 58341 | 7710 | 1.4 | 0.4 |
| 784 | 117108 | 1.4 | 3.4 | 17.1 | 724 | 36077 | 1.1 | 3.0 | 21.6 | 728 | 61422 | 0.8 | 3.0 | 20.0 | 66232 | 7699 | 1.7 | 0.4 |
| 892 | 112639 | 4.1 | 3.3 | 20.3 | 541 | 34736 | 0.7 | 2.9 | 24.5 | 334 | 55027 | 0.7 | 2.7 | 22.7 | 76499 | 7144 | 3.8 | 0.4 |
| 678 | 99353 | 2.2 | 2.9 | 23.2 | 515 | 33985 | 1.6 | 2.9 | 27.3 | 892 | 49115 | 1.3 | 2.4 | 25.1 | 74991 | 6947 | 1.1 | 0.3 |
| 724 | 87452 | 2.5 | 2.5 | 25.7 | 728 | 31888 | 0.6 | 2.7 | 30.0 | 541 | 48067 | 0.6 | 2.4 | 27.5 | 58241 | 6804 | 0.8 | 0.3 |
| 583 | 82813 | 1.9 | 2.4 | 28.1 | 749 | 26123 | 0.6 | 2.2 | 32.2 | 515 | 46980 | 1.5 | 2.3 | 29.8 | 74131 | 6719 | 1.6 | 0.3 |
| 793 | 76421 | 2.3 | 2.2 | 30.3 | 778 | 25840 | 0.8 | 2.2 | 34.4 | 674 | 46639 | 0.9 | 2.3 | 32.1 | 72722 | 6650 | 0.8 | 0.3 |
| 736 | 68685 | 1.6 | 2.0 | 32.3 | 674 | 25809 | 0.6 | 2.2 | 36.5 | 737 | 42093 | 2.8 | 2.1 | 34.2 | 74522 | 6578 | 0.5 | 0.3 |
| 674 | 64611 | 1.4 | 1.9 | 34.2 | 523 | 23324 | 1.7 | 2.0 | 38.5 | 718 | 40856 | 6.2 | 2.0 | 36.2 | 58239 | 6528 | 21.4 | 0.3 |
| 874 | 56590 | 1.5 | 1.6 | 35.8 | 744 | 21451 | 0.9 | 1.8 | 40.3 | 749 | 40639 | 0.7 | 2.0 | 38.2 | 58321 | 6174 | 1.9 | 0.3 |
| 672 | 56585 | 4.3 | 1.6 | 37.5 | 713 | 21019 | 0.7 | 1.8 | 42.1 | 778 | 39929 | 0.8 | 2.0 | 40.2 | 87202 | 5745 | 0.4 | 0.3 |
| 749 | 56261 | 1.1 | 1.6 | 39.1 | 672 | 19091 | 1.1 | 1.6 | 43.7 | 772 | 39390 | 0.8 | 1.9 | 42.1 | 72449 | 5567 | 1.2 | 0.3 |
| 714 | 54835 | 2.3 | 1.6 | 40.7 | 874 | 18917 | 0.4 | 1.6 | 45.3 | 583 | 38913 | 0.7 | 1.9 | 44.1 | 67441 | 5363 | 0.9 | 0.3 |
| 541 | 54149 | 1.1 | 1.6 | 42.2 | 583 | 17875 | 0.4 | 1.5 | 46.8 | 713 | 37451 | 0.9 | 1.8 | 45.9 | 58311 | 5217 | 0.4 | 0.3 |
| 713 | 49873 | 1.3 | 1.4 | 43,7 | 514 | 17592 | 1.0 | 1.5 | 48.2 | 672 | 35244 | 1.9 | 1.7 | 47.6 | 54139 | 5094 | 1.1 | 0.3 |
| 711 | 48242 | 7.3 | 1.4 | 45.1 | 772 | 17343 | 0.5 | 1.5 | 49.7 | 874 | 34177 | 0.5 | 1.7 | 49.3 | 78613 | 4999 | 3.8 | 0.2 |
| 761 | 47096 | 5.6 | 1.4 | 46.4 | 714 | 16609 | 0.5 | 1.4 | 51.1 | 741 | 31028 | 0.8 | 1.5 | 50.9 | 64181 | 4955 | 2.7 | 0.2 |
| 515 | 44869 | 2.6 | 1.3 | 47.7 | 582 | 15916 | 0.7 | 1.3 | 52.4 | 514 | 29004 | 1.2 | 1.4 | 52.3 | 51124 | 4831 | 0.5 | 0.2 |
| 744 | 44480 | 1.4 | 1.3 | 49.0 | 598 | 15300 | 0.5 | 1.3 | 53.7 | 582 | 28135 | 0.8 | 1.4 | 53.7 | 76381 | 4803 | 1.4 | 0.2 |
| 778 | 42958 | 1.3 | 1.2 | 50.3 | 741 | 13613 | 0.4 | 1.1 | 54.8 | | | | | | 89399 | 4798 | 0.3 | 0.2 |
| 699 | 41312 | 1.5 | 1.2 | 51.5 | 736 | 13429 | 0.5 | 1.1 | 56.0 | | | | | | 72469 | 4694 | 1.1 | 0.2 |
| 741 | 41018 | 1.1 | 1.2 | 52.6 | 723 | 12685 | 0.5 | 1.1 | 57.0 | | | | | | 51691 | 4692 | 2.0 | 0.2 |
| 772 | 40934 | 1.0 | 1.2 | 53.8 | 781 | 12150 | 0.1 | 1.0 | 58.1 | | | | | | 51379 | 4630 | 0.8 | 0.2 |
| 723 | 37061 | 1.1 | 1.1 | 54.9 | | | | | | | | | | | 58422 | 4322 | 23.1 | 0.2 |
| | | | | | | | | | | | | | | | 66339 | 4283 | 3.7 | 0.2 |
| | | | | | | | | | | | | | | | 71621 | 4020 | 0.7 | 0.2 |
| | | | | | | | | | | | | | | | 29291 | 3969 | 2.4 | 0.2 |

A: SITC Rev2 Codes; B: 000 ECU; B1: 000 US$; C: % of total EC sectoral exports; D: % of total EC bilateral exports; E: cumulative % of total EC bilateral exports; TL: total trade; M: manufactures: 5+6+7+8.

| 1980 | | | | 1985 | | | | 1987 | | | | 1988 | | | |
|---|---|---|---|---|---|---|---|---|---|---|---|---|---|---|---|
| A | B | C | D | A | B | C | D | A | B | C | D | A | B | C | D |
| EC EXPORTS TO BRAZIL | | | | | | | | | | | | | | | |
| TL | 2644300 | 1.2 | 100.0 | TL | 2671371 | 0.7 | 100.0 | TL | 3327728 | 1.0 | 100.0 | TL | 3059950 | 0.8 | 100.0 |
| M | 2427214 | 1.3 | 91.7 | M | 2384366 | 0.7 | 89.2 | M | 2962268 | 1.0 | 89.0 | M | 2832279 | 0.9 | 92.5 |
| 7 | 1411464 | 1.7 | 53.3 | 7 | 1362765 | 1.0 | 51.0 | 7 | 1816366 | 1.3 | 54.5 | 7 | 1815901 | 1.2 | 59.3 |
| 5 | 551113 | 2.2 | 20.8 | 5 | 636472 | 1.3 | 23.8 | 5 | 613156 | 1.4 | 18.4 | 5 | 555278 | 1.1 | 18.1 |
| 6 | 322048 | 0.7 | 12.1 | 6 | 226350 | 0.3 | 8.4 | 6 | 345934 | 0.6 | 10.3 | 6 | 250866 | 0.3 | 8.1 |
| 8 | 142596 | 0.7 | 5.3 | 8 | 158796 | 0.3 | 5.9 | 8 | 186821 | 0.4 | 5.6 | 8 | 210243 | 0.4 | 6.8 |
| 0 | 91081 | 0.7 | 3.4 | 0 | 61812 | 0.9 | 2.3 | 0 | 163377 | 0.9 | 4.9 | 0 | 40499 | 0.6 | 1.3 |
| 9 | 52177 | 1.0 | 1.9 | 9 | 76661 | 0.3 | 2.8 | 9 | 80132 | 0.9 | 2.4 | 9 | 58646 | 0.4 | 1.9 |
| 2 | 33330 | 0.8 | 1.2 | 2 | 51002 | 0.7 | 1.9 | 2 | 50376 | 0.7 | 1.5 | 2 | 42947 | 0.5 | 1.4 |
| 3 | 23283 | 0.2 | 0.8 | 3 | 44527 | 0.2 | 1.6 | 3 | 31033 | 0.3 | 0.9 | 3 | 46260 | 0.2 | 1.5 |
| 1 | 13040 | 0.4 | 0.4 | 1 | 25172 | 1.4 | 0.9 | 1 | 27537 | 0.5 | 0.8 | 1 | 36397 | 0.6 | 1.1 |
| 4 | 4188 | 0.4 | 0.1 | 4 | 27852 | 0.4 | 1.0 | 4 | 13022 | 1.2 | 0.3 | 4 | 2934 | 0.2 | 0.0 |
| USA EXPORTS TO BRAZIL | | | | | | | | | | | | | | | |
| TL | 3023252 | 1.9 | 100.0 | TL | 3965703 | 1.4 | 100.0 | TL | 3347318 | 1.5 | 100.0 | TL | 3464654 | 1.3 | 100.0 |
| M | 2273691 | 2.2 | 75.2 | M | 2719282 | 1.4 | 68.5 | M | 2666104 | 1.7 | 79.6 | M | 2989285 | 1.6 | 86.2 |
| 7 | 1096627 | 1.8 | 36.2 | 7 | 1764260 | 1.4 | 44.4 | 7 | 1818527 | 1.9 | 54.3 | 7 | 2102085 | 1.8 | 60.6 |
| 5 | 816417 | 5.6 | 27.0 | 5 | 602968 | 2.1 | 15.2 | 5 | 568374 | 2.5 | 16.9 | 5 | 545139 | 2.0 | 15.7 |
| 0 | 458293 | 2.3 | 15.1 | 0 | 529195 | 2.1 | 13.3 | 3 | 241779 | 3.6 | 7.2 | 3 | 224242 | 3.2 | 6.4 |
| 6 | 220357 | 1.3 | 7.2 | 3 | 427485 | 3.3 | 10.7 | 2 | 210192 | 1.1 | 6.2 | 8 | 205466 | 0.9 | 5.9 |
| 3 | 162532 | 2.8 | 5.3 | 2 | 234868 | 1.0 | 5.9 | 8 | 164719 | 0.9 | 4.9 | 2 | 154453 | 0.7 | 4.4 |
| 8 | 140291 | 1.2 | 4.6 | 8 | 207988 | 1.0 | 5.2 | 0 | 147338 | 0.9 | 4.4 | 6 | 136596 | 0.6 | 3.9 |
| 2 | 101891 | 0.6 | 3.3 | 6 | 144067 | 0.7 | 3.6 | 6 | 114484 | 0.7 | 3.4 | 9 | 70437 | 0.2 | 2.0 |
| 9 | 17568 | 0.2 | 0.5 | 9 | 51281 | 0.3 | 1.2 | 9 | 79129 | 0.4 | 2.3 | 0 | 19059 | 0.0 | 0.5 |
| 4 | 8905 | 0.6 | 0.2 | 4 | 2751 | 0.1 | 0.0 | 4 | 1896 | 0.2 | 0.0 | 4 | 5961 | 0.4 | 0.1 |
| 1 | 373 | 0.0 | 0.0 | 1 | 843 | 0.0 | 0.0 | 1 | 881 | 0.0 | 0.0 | 1 | 1218 | 0.0 | 0.0 |
| JAPANESE EXPORTS TO BRAZIL | | | | | | | | | | | | | | | |
| TL | 783842 | 0.8 | 100.0 | TL | 797596 | 0.3 | 100.0 | TL | 755255 | 0.3 | 100.0 | TL | 842139 | 0.3 | 100.0 |
| M | 746118 | 0.8 | 95.1 | M | 774753 | 0.3 | 97.1 | M | 695974 | 0.3 | 92.1 | M | 794505 | 0.3 | 94.3 |
| 7 | 485520 | 0.9 | 61.9 | 7 | 582384 | 0.3 | 73.0 | 7 | 512551 | 0.3 | 67.8 | 7 | 582133 | 0.3 | 69.1 |
| 6 | 142761 | 0.6 | 18.2 | 8 | 66902 | 0.3 | 8.3 | 8 | 68584 | 0.4 | 9.0 | 8 | 86919 | 0.4 | 10.3 |
| 8 | 59310 | 0.7 | 7.5 | 5 | 65694 | 0.6 | 8.2 | 5 | 59144 | 0.5 | 7.8 | 6 | 67268 | 0.2 | 7.9 |
| 5 | 58527 | 1.2 | 7.4 | 6 | 59773 | 0.1 | 7.4 | 6 | 55695 | 0.2 | 7.3 | 5 | 58185 | 0.5 | 6.9 |
| 3 | 25807 | 7.0 | 3.2 | 0 | 9692 | 0.6 | 1.2 | 3 | 39899 | 5.7 | 5.2 | 3 | 32668 | 5.8 | 3.8 |
| 2 | 6769 | 0.6 | 0.8 | 2 | 9115 | 0.5 | 1.1 | 0 | 8052 | 0.6 | 1.0 | 9 | 6283 | 0.2 | 0.7 |
| 9 | 4266 | 0.3 | 0.5 | 9 | 3974 | 0.1 | 0.4 | 2 | 6842 | 0.5 | 0.9 | 2 | 5199 | 0.3 | 0.6 |
| 0 | 797 | 0.0 | 0.1 | 3 | 48 | 0.0 | 0.0 | 9 | 4453 | 0.2 | 0.5 | 0 | 3428 | 0.2 | 0.4 |
| 4 | 73 | 0.0 | 0.0 | 1 | 13 | 0.0 | 0.0 | 1 | 31 | 0.0 | 0.0 | 1 | 49 | 0.0 | 0.0 |
| 1 | 13 | 0.0 | 0.0 | | | | | 4 | 4 | 0.0 | 0.0 | 4 | 9 | 0.0 | 0.0 |

EC EXPORTS TO BRAZIL

| 1980 | | | | | 1985 | | | | | 1987 | | | | | 1987 | | | |
|---|---|---|---|---|---|---|---|---|---|---|---|---|---|---|---|---|---|---|
| A | B1 | C | D | E | A | B1 | C | D | E | A | B1 | C | D | E | A | B | C | D |
| 51 | 319575 | 4.2 | 8.5 | 8.5 | 51 | 233782 | 2.6 | 11.3 | 11.3 | 78 | 362378 | 0.9 | 9.4 | 9.4 | 79322 | 110389 | 36.4 | 2.9 |
| 77 | 294241 | 2.1 | 7.8 | 16.3 | 79 | 158496 | 1.8 | 7.7 | 19.0 | 51 | 306838 | 2.6 | 7.9 | 17.3 | 76483 | 87185 | 12.0 | 2.3 |
| 74 | 284555 | 1.5 | 7.6 | 23.9 | 74 | 154283 | 0.9 | 7.5 | 26.5 | 72 | 292426 | 1.2 | 7.6 | 24.8 | 67251 | 80312 | 10.8 | 2.1 |
| 72 | 273488 | 1.4 | 7.3 | 31.2 | 77 | 143653 | 1.1 | 7.0 | 33.5 | 77 | 291663 | 1.5 | 7.5 | 32.4 | 76493 | 67477 | 3.7 | 1.7 |
| 79 | 269318 | 2.6 | 7.2 | 38.3 | 78 | 136204 | 0.5 | 6.6 | 40.1 | 71 | 279526 | 2.2 | 7.2 | 39.6 | 51569 | 65533 | 2.8 | 1.7 |
| 73 | 254847 | 4.8 | 6.8 | 45.1 | 70 | 102899 | 8.0 | 5.0 | 45.1 | 74 | 245115 | 1.1 | 6.3 | 45.9 | 71491 | 64399 | 3.7 | 1.7 |
| 71 | 194686 | 1.9 | 5.2 | 50.3 | 72 | 101289 | 0.6 | 4.9 | 50.0 | 79 | 217070 | 1.8 | 5.6 | 51.5 | 87483 | 44167 | 1.3 | 1.1 |
| 67 | 193399 | 1.1 | 5.1 | 55.4 | 71 | 92079 | 1.0 | 4.5 | 54.5 | 76 | 200419 | 2.5 | 5.2 | 56.7 | 69541 | 40712 | 4.3 | 1.1 |
| 70 | 189798 | 11.5 | 5.0 | 60.5 | 76 | 84850 | 1.6 | 4.1 | 58.6 | 67 | 145982 | 0.9 | 3.8 | 60.5 | 71889 | 37945 | 26.1 | 1.0 |
| 78 | 120153 | 0.4 | 3.2 | 63.7 | 58 | 60956 | 0.9 | 3.0 | 61.6 | 73 | 117181 | 1.9 | 3.0 | 63.5 | 01112 | 37158 | 4.9 | 1.0 |
| 69 | 113945 | 1.1 | 3.0 | 66.7 | 87 | 55337 | 0.8 | 2.7 | 64.3 | 87 | 116372 | 1.2 | 3.0 | 66.5 | 72641 | 30785 | 2.4 | 0.8 |
| 87 | 108025 | 2.1 | 2.9 | 69.6 | 54 | 49306 | 0.9 | 2.4 | 66.7 | 58 | 101970 | 1.0 | 2.6 | 69.1 | 01111 | 29358 | 9.1 | 0.8 |
| 58 | 90385 | 1.3 | 2.4 | 72.0 | 69 | 47195 | 0.5 | 2.3 | 68.9 | 69 | 97073 | 0.9 | 2.5 | 71.6 | 72848 | 26506 | 1.3 | 0.7 |
| 56 | 87503 | 6.3 | 2.3 | 74.3 | 67 | 47070 | 0.3 | 2.3 | 71.2 | 75 | 96187 | 1.0 | 2.5 | 74.1 | 72449 | 25869 | 5.5 | 0.7 |
| 76 | 74160 | 1.3 | 2.0 | 76.3 | 59 | 45460 | 0.9 | 2.2 | 73.4 | 52 | 80680 | 1.8 | 2.1 | 76.2 | 51124 | 23287 | 2.6 | 0.6 |
| 59 | 72588 | 1.5 | 1.9 | 78.2 | 89 | 42634 | 0.4 | 2.1 | 75.5 | 54 | 79669 | 1.0 | 2.1 | 78.3 | 72842 | 21942 | 1.5 | 0.6 |
| 52 | 69131 | 1.8 | 1.8 | 80.0 | 75 | 40297 | 0.6 | 2.0 | 77.5 | | | | | | 52492 | 21868 | 7.9 | 0.6 |
| 02 | 67091 | 1.7 | 1.8 | 81.8 | 73 | 36757 | 1.0 | 1.8 | 79.2 | | | | | | 72443 | 19548 | 2.5 | 0.5 |
| 54 | 63065 | 1.3 | 1.7 | 83.5 | 56 | 30237 | 3.0 | 1.5 | 80.7 | | | | | | 89211 | 19158 | 1.1 | 0.5 |
| 53 | 61219 | 2.1 | 1.6 | 85.1 | 52 | 29252 | 0.7 | 1.4 | 82.1 | | | | | | 59899 | 19154 | 0.8 | 0.5 |
| 75 | 50375 | 1.2 | 1.3 | 86.5 | 33 | 29235 | 0.2 | 1.4 | 83.6 | | | | | | 87202 | 18031 | 1.2 | 0.5 |
| 66 | 46557 | 0.3 | 1.2 | 87.7 | 53 | 26160 | 0.9 | 1.3 | 84.8 | | | | | | 72849 | 17477 | 1.1 | 0.5 |
| 68 | 46521 | 0.7 | 1.2 | 88.9 | 68 | 26109 | 0.6 | 1.3 | 86.1 | | | | | | 11241 | 17476 | 1.5 | 0.5 |
| 89 | 43930 | 0.4 | 1.2 | 90.1 | 93 | 24688 | 0.4 | 1.2 | 87.3 | | | | | | 79199 | 17395 | 3.6 | 0.4 |
| 88 | 41775 | 1.3 | 1.1 | 91.2 | 04 | 24621 | 0.6 | 1.2 | 88.5 | | | | | | 77129 | 16084 | 7.9 | 0.4 |
| | | | | | 66 | 21813 | 0.2 | 1.1 | 89.5 | | | | | | 69961 | 15914 | 19.5 | 0.4 |
| | | | | | 88 | 21412 | 0.7 | 1.0 | 90.5 | | | | | | 72452 | 15527 | 3.2 | 0.4 |
| | | | | | 42 | 20905 | 1.8 | 1.0 | 91.6 | | | | | | 09809 | 14758 | 1.2 | 0.4 |
| | | | | | | | | | | | | | | | 79283 | 14466 | 9.3 | 0.4 |
| 736 | 176983 | 4.2 | 4.7 | 4.7 | 784 | 118356 | 1.7 | 5.7 | 5.7 | 784 | 326550 | 3.2 | 8.4 | 8.4 | 73619 | 14300 | 2.3 | 0.4 |
| 791 | 155730 | 4.5 | 4.1 | 8.8 | 793 | 91908 | 3.8 | 4.5 | 10.2 | 764 | 198974 | 3.0 | 5.1 | 13.6 | 74991 | 14152 | 2.2 | 0.4 |
| 772 | 136173 | 3.5 | 3.6 | 12.5 | 764 | 81903 | 1.8 | 4.0 | 14.2 | 749 | 130281 | 2.1 | 3.4 | 16.9 | 76491 | 13908 | 1.1 | 0.4 |
| 674 | 117411 | 2.5 | 3.1 | 15.6 | 515 | 79168 | 3.8 | 3.8 | 18.0 | 724 | 124893 | 2.3 | 3.2 | 20.2 | 05659 | 13373 | 2.1 | 0.3 |
| 749 | 116909 | 2.3 | 3.1 | 18.7 | 749 | 76610 | 1.8 | 3.7 | 21.7 | 793 | 116520 | 1.8 | 3.0 | 23.2 | 54179 | 13222 | 0.3 | 0.3 |
| 784 | 105811 | 1.3 | 2.8 | 21.5 | 514 | 61262 | 3.4 | 3.0 | 24.7 | 736 | 99911 | 2.2 | 2.6 | 25.7 | 79191 | 12436 | 45.4 | 0.3 |
| 724 | 99677 | 2.9 | 2.7 | 24.2 | 541 | 49306 | 0.9 | 2.4 | 27.1 | 515 | 99628 | 3.2 | 2.6 | 28.3 | 56213 | 12433 | 25.3 | 0.3 |
| 515 | 99120 | 5.7 | 2.6 | 26.8 | 874 | 45750 | 0.9 | 2.2 | 29.3 | 728 | 96431 | 1.2 | 2.5 | 30.8 | 72453 | 12207 | 4.2 | 0.3 |
| 514 | 95641 | 6.7 | 2.5 | 29.3 | 772 | 45148 | 1.3 | 2.2 | 31.5 | 772 | 94754 | 1.9 | 2.4 | 33.3 | 51379 | 12176 | 2.1 | 0.3 |
| 874 | 89568 | 2.3 | 2.4 | 31.7 | 598 | 37856 | 1.3 | 1.8 | 33.4 | 874 | 88011 | 1.2 | 2.3 | 35.5 | 73614 | 12113 | 2.3 | 0.3 |
| 562 | 87503 | 6.3 | 2.3 | 34.1 | 724 | 37455 | 1.2 | 1.8 | 35.2 | 514 | 87726 | 3.7 | 2.3 | 37.8 | 58232 | 11220 | 3.2 | 0.3 |
| 728 | 85423 | 1.4 | 2.3 | 36.3 | 778 | 36324 | 1.1 | 1.8 | 36.9 | 672 | 86153 | 4.5 | 2.2 | 40.0 | 77831 | 11113 | 2.1 | 0.3 |
| 792 | 83461 | 1.1 | 2.2 | 38.5 | 511 | 34879 | 1.7 | 1.7 | 38.6 | 714 | 80677 | 1.7 | 2.1 | 42.1 | 58241 | 10887 | 1.3 | 0.3 |
| 713 | 78182 | 2.0 | 2.1 | 40.6 | 776 | 34497 | 1.8 | 1.7 | 40.3 | 541 | 79669 | 1.0 | 2.1 | 44.2 | 77111 | 10781 | 3.7 | 0.3 |
| 737 | 77865 | 7.5 | 2.1 | 42.7 | 582 | 32382 | 1.4 | 1.6 | 41.9 | 752 | 72154 | 1.5 | 1.9 | 46.0 | 56231 | 10527 | 25.7 | 0.3 |
| 764 | 69799 | 1.5 | 1.9 | 44.5 | 728 | 32109 | 0.6 | 1.6 | 43.4 | 011 | 67361 | 3.0 | 1.7 | 47.8 | 59898 | 10319 | 2.8 | 0.3 |
| 541 | 63065 | 1.3 | 1.7 | 46.2 | 736 | 31404 | 1.0 | 1.5 | 45.0 | 716 | 57859 | 2.6 | 1.5 | 49.3 | 11212 | 10112 | 0.5 | 0.3 |
| 598 | 61420 | 2.1 | 1.6 | 47.9 | 699 | 30579 | 1.2 | 1.5 | 46.5 | 713 | 55066 | 1.3 | 1.4 | 50.7 | 51639 | 9899 | 4.4 | 0.3 |
| 22 | 60546 | 3.0 | 1.6 | 49.5 | 562 | 30237 | 3.0 | 1.5 | 47.9 | 774 | 52076 | 3.1 | 1.3 | 52.0 | 66232 | 9834 | 2.1 | 0.3 |
| 743 | 60521 | 2.2 | 1.6 | 51.1 | 674 | 28920 | 0.6 | 1.4 | 49.3 | 582 | 51151 | 1.5 | 1.3 | 53.3 | 68221 | 9786 | 1.7 | 0.3 |
| 771 | 54908 | 5.4 | 1.5 | 52.5 | 741 | 27057 | 0.9 | 1.3 | 50.6 | 041 | 50665 | 4.7 | 1.3 | 54.7 | 73732 | 9593 | 1.8 | 0.2 |
| 716 | 52365 | 2.5 | 1.4 | 53.9 | 931 | 24688 | 0.4 | 1.2 | 51.8 | | | | | | 51559 | 9488 | 6.1 | 0.2 |

A: SITC Rev2 Codes; B: 000 ECU; B1: 000 US$; C: % of total EC sectoral exports; D: % of total EC bilateral exports; E: cumulative % of total EC bilateral exports; TL: total trade; M: manufactures: 5+6+7+8.

EC EXPORTS TO BRAZIL (continued)

| 1980 | | | | | 1985 | | | | |
|---|---|---|---|---|---|---|---|---|---|
| A | B1 | C | D | E | A | B1 | C | D | E |
| 778 | 47218 | 1.4 | 1.3 | 55.2 | 713 | 23611 | 0.8 | 1.1 | 53.0 |
| 699 | 46248 | 1.6 | 1.2 | 56.4 | 513 | 23224 | 1.6 | 1.1 | 54.1 |
| 583 | 44008 | 1.0 | 1.2 | 57.6 | 752 | 23040 | 0.7 | 1.1 | 55.2 |
| 511 | 42912 | 2.8 | 1.1 | 58.7 | 583 | 22146 | 0.5 | 1.1 | 56.3 |
| 741 | 40468 | 1.1 | 1.1 | 59.8 | 791 | 21758 | 2.7 | 1.1 | 57.4 |
| 714 | 38923 | 1.6 | 1.0 | 60.8 | 716 | 21425 | 1.2 | 1.0 | 58.4 |
| | | | | | 423 | 20760 | 2.0 | 1.0 | 59.4 |

| 1980 | | | | 1985 | | | | 1987 | | | | 1988 | | | |
|---|---|---|---|---|---|---|---|---|---|---|---|---|---|---|---|
| A | B | C | D | A | B | C | D | A | B | C | D | A | B | C | D |
| EC EXPORTS TO CHINA | | | | | | | | | | | | | | | |
| TL | 1743226 | 0.8 | 100.0 | TL | 7082632 | 1.9 | 100.0 | TL | 5459244 | 1.6 | 100.0 | TL | 5629656 | 1.5 | 100.0 |
| M | 1628452 | 0.9 | 93.4 | M | 6600206 | 2.1 | 93.1 | M | 5065589 | 1.7 | 92.7 | M | 5136167 | 1.6 | 91.2 |
| 7 | 775546 | 1.0 | 44.4 | 7 | 3404194 | 2.4 | 48.0 | 7 | 3248003 | 2.4 | 59.4 | 7 | 3162472 | 2.2 | 56.1 |
| 5 | 431018 | 1.7 | 24.7 | 6 | 1839597 | 2.6 | 25.9 | 6 | 806065 | 1.3 | 14.7 | 5 | 991247 | 2.0 | 17.6 |
| 6 | 338515 | 0.7 | 19.4 | 5 | 1013319 | 2.1 | 14.3 | 5 | 743667 | 1.7 | 13.6 | 6 | 743154 | 1.1 | 13.2 |
| 8 | 83380 | 0.4 | 4.7 | 8 | 343105 | 0.7 | 4.8 | 8 | 267861 | 0.6 | 4.9 | 2 | 334013 | 4.3 | 5.9 |
| 2 | 79862 | 1.9 | 4.5 | 2 | 313543 | 4.1 | 4.4 | 2 | 215691 | 3.1 | 3.9 | 8 | 239301 | 0.4 | 4.2 |
| 0 | 18210 | 0.1 | 1.0 | 0 | 84355 | 0.4 | 1.1 | 0 | 85867 | 0.5 | 1.5 | 9 | 78631 | 0.8 | 1.3 |
| 9 | 11274 | 0.2 | 0.6 | 9 | 56595 | 0.7 | 0.7 | 9 | 57497 | 0.7 | 1.0 | 0 | 58470 | 0.3 | 1.0 |
| 3 | 4081 | 0.0 | 0.2 | 4 | 11515 | 0.6 | 0.1 | 4 | 24954 | 2.2 | 0.4 | 4 | 11018 | 0.9 | 0.1 |
| 1 | 922 | 0.0 | 0.0 | 1 | 9128 | 0.1 | 0.1 | 3 | 6448 | 0.1 | 0.1 | 3 | 7833 | 0.0 | 0.1 |
| 4 | 436 | 0.0 | 0.0 | 3 | 7310 | 0.0 | 0.1 | 1 | 3209 | 0.1 | 0.0 | 1 | 3537 | 0.0 | 0.0 |
| USA EXPORTS TO CHINA | | | | | | | | | | | | | | | |
| TL | 2636008 | 1.7 | 100.0 | TL | 4923192 | 1.8 | 100.0 | TL | 2973086 | 1.4 | 100.0 | TL | 4222390 | 1.6 | 100.0 |
| 0 | 889194 | 4.5 | 33.7 | M | 4029205 | 2.1 | 81.8 | M | 2351894 | 1.5 | 79.1 | M | 2898521 | 1.5 | 68.6 |
| 2 | 831975 | 4.9 | 31.5 | 7 | 2491636 | 2.0 | 50.6 | 7 | 1270931 | 1.3 | 42.7 | 7 | 1253647 | 1.0 | 29.6 |
| M | 860236 | 0.8 | 32.6 | 2 | 735379 | 3.3 | 14.9 | 5 | 693842 | 3.1 | 23.3 | 5 | 1168162 | 4.4 | 27.6 |
| 6 | 300829 | 1.8 | 11.4 | 5 | 665456 | 2.4 | 13.5 | 2 | 372580 | 2.1 | 12.5 | 2 | 618779 | 2.9 | 14.6 |
| 5 | 268237 | 1.8 | 10.1 | 6 | 465866 | 2.4 | 9.4 | 0 | 221777 | 1.3 | 7.4 | 0 | 598946 | 2.7 | 14.1 |
| 7 | 251913 | 0.4 | 9.5 | 8 | 406248 | 2.0 | 8.2 | 6 | 199722 | 1.3 | 6.7 | 6 | 267252 | 1.3 | 6.3 |
| 4 | 51628 | 3.7 | 1.9 | 0 | 133286 | 0.5 | 2.7 | 8 | 187400 | 1.1 | 6.3 | 8 | 209461 | 1.0 | 4.9 |
| 8 | 39258 | 0.3 | 1.4 | 9 | 20785 | 0.1 | 0.4 | 9 | 20082 | 0.1 | 0.6 | 9 | 90352 | 0.3 | 2.1 |
| 9 | 1492 | 0.0 | 0.0 | 3 | 2843 | 0.0 | 0.0 | 3 | 5978 | 0.0 | 0.2 | 3 | 10499 | 0.1 | 0.2 |
| 3 | 1247 | 0.0 | 0.0 | 1 | 1603 | 0.0 | 0.0 | 4 | 477 | 0.0 | 0.0 | 1 | 3668 | 0.0 | 0.0 |
| 1 | 238 | 0.0 | 0.0 | 4 | 94 | 0.0 | 0.0 | 1 | 298 | 0.0 | 0.0 | 4 | 1627 | 0.1 | 0.0 |
| JAPANESE EXPORTS TO CHINA | | | | | | | | | | | | | | | |
| TL | 3570702 | 3.9 | 100.0 | TL | 16184585 | 7.0 | 100.0 | TL | 7089663 | 3.5 | 100.0 | TL | 7995362 | 3.5 | 100.0 |
| M | 3399805 | 3.8 | 95.2 | M | 15635262 | 7.0 | 96.6 | M | 6837228 | 3.5 | 96.4 | M | 7670079 | 3.5 | 95.9 |
| 6 | 1468830 | 6.6 | 41.1 | 7 | 8746403 | 5.6 | 54.0 | 7 | 3192887 | 2.2 | 45.0 | 7 | 3687322 | 2.3 | 46.1 |
| 7 | 1432773 | 2.6 | 40.1 | 6 | 5287620 | 14.1 | 32.6 | 6 | 2590358 | 9.9 | 36.5 | 6 | 2841652 | 9.5 | 35.5 |
| 5 | 381827 | 8.2 | 10.6 | 5 | 918094 | 9.3 | 5.6 | 5 | 640492 | 6.4 | 9.0 | 5 | 782051 | 6.8 | 9.7 |
| 2 | 122665 | 11.9 | 3.4 | 8 | 683146 | 3.4 | 4.2 | 8 | 413492 | 2.4 | 5.8 | 8 | 359055 | 1.8 | 4.4 |
| 8 | 116375 | 1.5 | 3.2 | 2 | 319690 | 18.3 | 1.9 | 2 | 152347 | 11.3 | 2.1 | 2 | 224420 | 14.1 | 2.8 |
| 9 | 42821 | 3.7 | 1.1 | 9 | 178643 | 7.7 | 1.1 | 9 | 53151 | 2.5 | 0.7 | 9 | 63761 | 2.0 | 0.7 |
| 3 | 3030 | 0.8 | 0.0 | 0 | 24730 | 1.5 | 0.1 | 0 | 28708 | 2.3 | 0.4 | 0 | 20475 | 1.5 | 0.2 |
| 4 | 1463 | 1.8 | 0.0 | 3 | 17929 | 2.3 | 0.1 | 3 | 13347 | 1.9 | 0.1 | 3 | 14463 | 2.5 | 0.1 |
| 0 | 859 | 0.0 | 0.0 | 4 | 7248 | 5.0 | 0.0 | 4 | 4024 | 5.5 | 0.0 | 4 | 1287 | 1.0 | 0.0 |
| 1 | 59 | 0.0 | 0.0 | 1 | 1082 | 0.7 | 0.0 | 1 | 857 | 0.8 | 0.0 | 1 | 877 | 0.8 | 0.0 |

EC EXPORTS TO CHINA

| 1980 | | | | | 1985 | | | | | 1987 | | | | | 1987 | | | |
|---|---|---|---|---|---|---|---|---|---|---|---|---|---|---|---|---|---|---|
| A | B1 | C | D | E | A | B1 | C | D | E | A | B1 | C | D | E | A | B | C | D |
| 72 | 411104 | 2.2 | 16.6 | 16.6 | 67 | 1144546 | 7.2 | 21.0 | 21.0 | 72 | 1140689 | 4.7 | 18.0 | 18.0 | 87483 | 112603 | 3.3 | 1.8 |
| 67 | 335633 | 2.0 | 13.5 | 30.1 | 72 | 922331 | 5.5 | 16.9 | 37.8 | 67 | 603735 | 3.8 | 9.5 | 27.5 | 72848 | 111198 | 5.3 | 1.8 |
| 74 | 232208 | 1.2 | 9.4 | 39.5 | 74 | 373461 | 2.3 | 6.8 | 44.7 | 74 | 575921 | 2.5 | 9.1 | 36.5 | 72474 | 99627 | 14.5 | 1.6 |
| 51 | 200994 | 2.6 | 8.1 | 47.6 | 79 | 356001 | 4.0 | 6.5 | 51.2 | 70 | 554635 | 29.5 | 8.7 | 45.3 | 58311 | 98814 | 7.3 | 1.6 |
| 70 | 184570 | 11.2 | 7.4 | 55.0 | 51 | 264362 | 2.9 | 4.8 | 56.0 | 79 | 403671 | 3.4 | 6.4 | 51.6 | 74522 | 92804 | 6.4 | 1.5 |
| 56 | 171106 | 12.4 | 6.9 | 61.9 | 58 | 247587 | 3.5 | 4.5 | 60.6 | 51 | 342443 | 2.9 | 5.4 | 57.0 | 72842 | 91800 | 6.4 | 1.4 |
| 58 | 109740 | 1.5 | 4.4 | 66.4 | 78 | 219044 | 0.8 | 4.0 | 64.6 | 73 | 316247 | 5.2 | 5.0 | 62.0 | 26653 | 89242 | 33.5 | 1.4 |
| 87 | 98204 | 1.9 | 4.0 | 70.3 | 26 | 207335 | 16.8 | 3.8 | 68.4 | 77 | 228392 | 1.2 | 3.6 | 65.6 | 26673 | 81749 | 55.0 | 1.3 |
| 26 | 85054 | 7.2 | 3.4 | 73.8 | 70 | 203564 | 15.9 | 3.7 | 72.1 | 87 | 228136 | 2.4 | 3.6 | 69.2 | 51569 | 63536 | 2.8 | 1.0 |
| 73 | 65324 | 1.2 | 2.6 | 76.4 | 87 | 197781 | 2.9 | 3.6 | 75.7 | 26 | 213259 | 13.5 | 3.4 | 72.5 | 72849 | 63121 | 4.0 | 1.0 |
| 52 | 56880 | 1.5 | 2.3 | 78.7 | 73 | 162396 | 4.3 | 3.0 | 78.7 | 78 | 212061 | 0.5 | 3.3 | 75.9 | 72443 | 63120 | 8.1 | 1.0 |
| 77 | 51618 | 0.4 | 2.1 | 80.8 | 77 | 142961 | 1.1 | 2.6 | 81.3 | 58 | 197228 | 2.0 | 3.1 | 79.0 | 72843 | 59817 | 30.5 | 0.9 |
| 71 | 46307 | 0.5 | 1.9 | 82.6 | 76 | 118391 | 2.2 | 2.2 | 83.5 | 71 | 150941 | 1.2 | 2.4 | 81.3 | 67326 | 56946 | 10.8 | 0.9 |
| 65 | 40632 | 0.4 | 1.6 | 84.3 | 68 | 114868 | 2.5 | 2.1 | 85.6 | 76 | 116567 | 1.5 | 1.8 | 83.2 | 72839 | 56706 | 13.8 | 0.9 |
| 53 | 40288 | 1.4 | 1.6 | 85.9 | 56 | 98662 | 9.9 | 1.8 | 87.4 | 56 | 85642 | 9.0 | 1.3 | 84.5 | 56291 | 55100 | 16.6 | 0.9 |
| 78 | 37282 | 0.1 | 1.5 | 87.4 | 71 | 97906 | 1.1 | 1.8 | 89.2 | 75 | 80371 | 0.8 | 1.3 | 85.8 | 72451 | 51276 | 16.5 | 0.8 |
| 75 | 34112 | 0.8 | 1.4 | 88.8 | 52 | 71865 | 1.8 | 1.3 | 90.5 | | | | | | 74132 | 47788 | 11.4 | 0.8 |
| 60 | 29469 | 11.6 | 1.2 | 90.0 | | | | | | | | | | | 67311 | 47008 | 19.7 | 0.7 |
| 59 | 29171 | 0.6 | 1.2 | 91.1 | | | | | | | | | | | 73721 | 46533 | 14.4 | 0.7 |
| | | | | | | | | | | | | | | | 52252 | 40180 | 26.4 | 0.6 |

A: SITC Rev2 Codes; B: 000 ECU; B1: 000 US$; C: % of total EC sectoral exports; D: % of total EC bilateral exports; E: cumulative % of total EC bilateral exports; TL: total trade; M: manufactures: 5+6+7+8.

EC EXPORTS TO CHINA (continued)

| 1980 | | | | | 1985 | | | | | 1987 | | | | | 1987 | | | |
|---|---|---|---|---|---|---|---|---|---|---|---|---|---|---|---|---|---|---|
| A | B1 | C | D | E | A | B1 | C | D | E | A | B1 | C | D | E | A | B | C | D |
| 728 | 176676 | 3.0 | 7.1 | 7.1 | 673 | 541600 | 16.6 | 9.9 | 9.9 | 728 | 534142 | 6.6 | 8.4 | 8.4 | 72442 | 39066 | 8.5 | 0.6 |
| 562 | 171106 | 12.4 | 6.9 | 14.0 | 724 | 367967 | 11.6 | 6.7 | 16.7 | 724 | 432220 | 7.9 | 6.8 | 15.2 | 67461 | 34961 | 2.1 | 0.6 |
| 723 | 145285 | 4.2 | 5.9 | 19.9 | 728 | 335244 | 6.3 | 6.1 | 22.8 | 736 | 222789 | 4.9 | 3.5 | 18.7 | 76491 | 34422 | 2.8 | 0.5 |
| 673 | 115102 | 2.9 | 4.6 | 24.5 | 678 | 277383 | 6.3 | 5.1 | 27.9 | 674 | 207558 | 4.0 | 3.3 | 22.0 | 73619 | 34299 | 5.5 | 0.5 |
| 744 | 106317 | 3.4 | 4.3 | 28.8 | 674 | 197626 | 4.3 | 3.6 | 31.5 | 874 | 203062 | 2.8 | 3.2 | 25.2 | 72722 | 33888 | 4.1 | 0.5 |
| 674 | 102781 | 2.2 | 4.1 | 33.0 | 583 | 195727 | 4.8 | 3.6 | 35.1 | 741 | 196667 | 4.8 | 3.1 | 28.3 | 72845 | 32924 | 14.3 | 0.5 |
| 678 | 90523 | 2.0 | 3.7 | 36.6 | 266 | 189575 | 28.4 | 3.5 | 38.5 | 266 | 184932 | 22.8 | 2.9 | 31.2 | 72441 | 30579 | 37.2 | 0.5 |
| 512 | 86096 | 8.6 | 3.5 | 40.1 | 874 | 178927 | 3.5 | 3.3 | 41.8 | 678 | 179533 | 4.3 | 2.8 | 34.0 | 67332 | 30270 | 5.1 | 0.5 |
| 874 | 84714 | 2.2 | 3.4 | 43.5 | 793 | 170664 | 7.1 | 3.1 | 44.9 | 673 | 176536 | 7.0 | 2.8 | 36.8 | 72453 | 29815 | 10.2 | 0.5 |
| 724 | 79822 | 2.3 | 3.2 | 46.7 | 736 | 141017 | 4.7 | 2.6 | 47.5 | 583 | 157348 | 2.8 | 2.5 | 39.3 | 64189 | 28924 | 4.8 | 0.5 |
| 583 | 69758 | 1.6 | 2.8 | 49.5 | 792 | 139774 | 2.0 | 2.6 | 50.1 | 791 | 146304 | 13.7 | 2.3 | 41.6 | 74428 | 28675 | 3.1 | 0.5 |
| 736 | 59790 | 1.4 | 2.4 | 51.9 | 741 | 115760 | 3.7 | 2.1 | 52.2 | 781 | 131831 | 0.5 | 2.1 | 43.7 | 54179 | 27647 | 0.7 | 0.4 |
| 266 | 59410 | 10.6 | 2.4 | 54.3 | 764 | 115209 | 2.5 | 2.1 | 54.3 | 745 | 128089 | 3.8 | 2.0 | 45.7 | 73614 | 26969 | 5.1 | 0.4 |
| 741 | 52297 | 1.5 | 2.1 | 56.5 | 782 | 111024 | 4.0 | 2.0 | 56.4 | 792 | 115048 | 1.8 | 1.8 | 47.5 | 51373 | 26171 | 27.3 | 0.4 |
| 513 | 48456 | 3.9 | 2.0 | 58.4 | 745 | 101893 | 4.4 | 1.9 | 58.2 | 764 | 113545 | 1.7 | 1.8 | 49.3 | 51124 | 25389 | 2.9 | 0.4 |
| 531 | 36972 | 3.0 | 1.5 | 59.9 | 562 | 98662 | 9.9 | 1.8 | 60.0 | 743 | 108918 | 3.1 | 1.7 | 51.0 | 72449 | 24858 | 5.3 | 0.4 |
| 743 | 31488 | 1.2 | 1.3 | 61.2 | 672 | 96649 | 5.7 | 1.8 | 61.8 | 513 | 102258 | 5.3 | 1.6 | 52.6 | 72452 | 24705 | 5.2 | 0.4 |
| 522 | 29089 | 1.9 | 1.2 | 62.3 | 723 | 92489 | 3.3 | 1.7 | 63.5 | 737 | 93459 | 6.3 | 1.5 | 54.1 | 73628 | 24605 | 6.5 | 0.4 |
| 651 | 28292 | 1.1 | 1.1 | 63.5 | 781 | 72784 | 0.5 | 1.3 | 64.8 | 562 | 85642 | 9.0 | 1.3 | 55.4 | 72641 | 24174 | 1.9 | 0.4 |
| 523 | 27028 | 2.2 | 1.1 | 64.6 | 686 | 63850 | 23.0 | 1.2 | 66.0 | 515 | 83177 | 2.6 | 1.3 | 56.7 | 71499 | 23866 | 4.7 | 0.4 |
| 584 | 26574 | 4.0 | 1.1 | 65.6 | 744 | 60822 | 2.5 | 1.1 | 67.1 | 772 | 80565 | 1.6 | 1.3 | 58.0 | 67333 | 23587 | 10.3 | 0.4 |
| 782 | 24893 | 0.5 | 1.0 | 66.6 | 514 | 58554 | 3.2 | 1.1 | 68.2 | | | | | | 87489 | 23339 | 3.6 | 0.4 |
| | | | | | 512 | 58067 | 7.0 | 1.1 | 69.2 | | | | | | 74149 | 22722 | 8.0 | 0.4 |
| | | | | | | | | | | | | | | | 72811 | 21794 | 8.4 | 0.3 |
| | | | | | | | | | | | | | | | 51129 | 21482 | 6.3 | 0.3 |
| | | | | | | | | | | | | | | | 72841 | 21012 | 9.6 | 0.3 |
| | | | | | | | | | | | | | | | 72834 | 20980 | 8.4 | 0.3 |
| | | | | | | | | | | | | | | | 76493 | 20529 | 1.1 | 0.3 |
| | | | | | | | | | | | | | | | 67463 | 19926 | 4.5 | 0.3 |
| | | | | | | | | | | | | | | | 58331 | 19297 | 2.1 | 0.3 |
| | | | | | | | | | | | | | | | 51389 | 19240 | 3.1 | 0.3 |

| 1980 | | | | 1985 | | | | 1987 | | | | 1988 | | | |
|---|---|---|---|---|---|---|---|---|---|---|---|---|---|---|---|
| A | B | C | D | A | B | C | D | A | B | C | D | A | B | C | D |
| C EXPORTS TO HONG KONG | | | | | | | | | | | | | | | |
| TL | 2093581 | 1.0 | 100.0 | TL | 4508078 | 1.2 | 100.0 | TL | 4733268 | 1.4 | 100.0 | TL | 5696115 | 1.5 | 100.0 |
| M | 1913686 | 1.0 | 91.4 | M | 3959395 | 1.2 | 87.8 | M | 4134988 | 1.4 | 87.3 | M | 5023088 | 1.6 | 88.1 |
| 7 | 723156 | 0.9 | 34.5 | 7 | 1488595 | 1.1 | 33.0 | 7 | 1412901 | 1.0 | 29.8 | 7 | 1541362 | 1.0 | 27.0 |
| 6 | 612081 | 1.3 | 29.2 | 6 | 1106430 | 1.5 | 24.5 | 6 | 1114343 | 1.8 | 23.5 | 6 | 1399188 | 2.1 | 24.5 |
| 8 | 310478 | 1.5 | 14.8 | 8 | 745861 | 1.6 | 16.5 | 8 | 880511 | 2.0 | 18.6 | 8 | 1147752 | 2.3 | 20.1 |
| 5 | 267980 | 1.1 | 12.8 | 5 | 618526 | 1.3 | 13.7 | 5 | 727242 | 1.7 | 15.3 | 5 | 934791 | 1.9 | 16.4 |
| 1 | 76975 | 2.1 | 3.6 | 9 | 156446 | 1.8 | 3.4 | 1 | 187412 | 3.3 | 3.9 | 1 | 224424 | 3.7 | 3.9 |
| 0 | 56621 | 0.4 | 2.7 | 0 | 151578 | 0.7 | 3.3 | 2 | 141638 | 2.0 | 2.9 | 0 | 178689 | 0.9 | 3.1 |
| 9 | 28251 | 0.6 | 1.3 | 1 | 149506 | 2.4 | 3.3 | 0 | 138201 | 0.8 | 2.9 | 2 | 118947 | 1.5 | 2.0 |
| 2 | 13517 | 0.3 | 0.6 | 2 | 60303 | 0.8 | 1.3 | 9 | 100263 | 1.2 | 2.1 | 9 | 108952 | 1.1 | 1.9 |
| 3 | 2279 | 0.0 | 0.1 | 4 | 23118 | 1.2 | 0.5 | 4 | 20640 | 1.8 | 0.4 | 4 | 31199 | 2.6 | 0.5 |
| 4 | 2262 | 0.2 | 0.1 | 3 | 7755 | 0.0 | 0.1 | 3 | 10143 | 0.1 | 0.2 | 3 | 10830 | 0.1 | 0.1 |
| USA EXPORTS TO HONG KONG | | | | | | | | | | | | | | | |
| TL | 1800262 | 1.1 | 100.0 | TL | 3391084 | 1.2 | 100.0 | TL | 3219199 | 1.5 | 100.0 | TL | 4519237 | 1.7 | 100.0 |
| M | 1362039 | 1.3 | 75.6 | M | 2459003 | 1.3 | 72.5 | M | 2409498 | 1.6 | 74.8 | M | 3159583 | 1.7 | 69.9 |
| 7 | 630435 | 1.0 | 35.0 | 7 | 1294159 | 1.0 | 38.1 | 7 | 1241319 | 1.3 | 38.5 | 7 | 1485280 | 1.3 | 32.8 |
| 6 | 345576 | 2.1 | 19.1 | 5 | 438472 | 1.5 | 12.9 | 5 | 473227 | 2.1 | 14.7 | 5 | 681365 | 2.5 | 15.0 |
| 5 | 222714 | 1.5 | 12.3 | 8 | 366357 | 1.8 | 10.8 | 6 | 403365 | 2.6 | 12.5 | 6 | 609497 | 3.0 | 13.4 |
| 2 | 165353 | 0.9 | 9.1 | 6 | 360016 | 1.9 | 10.6 | 8 | 291587 | 1.7 | 9.0 | 9 | 562971 | 2.2 | 12.4 |
| 8 | 163315 | 1.4 | 9.0 | 0 | 350977 | 1.4 | 10.3 | 0 | 284561 | 1.7 | 8.8 | 8 | 383442 | 1.8 | 8.4 |
| 0 | 151711 | 0.7 | 8.4 | 1 | 266163 | 6.9 | 7.8 | 1 | 273918 | 8.6 | 8.5 | 0 | 294194 | 1.3 | 6.5 |
| 1 | 88952 | 4.7 | 4.9 | 2 | 130266 | 0.5 | 3.8 | 2 | 123173 | 0.7 | 3.8 | 1 | 354439 | 9.2 | 7.8 |
| 9 | 22752 | 0.3 | 1.2 | 9 | 125050 | 0.8 | 3.6 | 9 | 118153 | 0.6 | 3.6 | 2 | 141255 | 0.6 | 3.1 |
| 3 | 7529 | 0.1 | 0.4 | 3 | 48157 | 0.3 | 1.4 | 4 | 4980 | 0.5 | 0.1 | 4 | 2966 | 0.2 | 0.0 |
| 4 | 1926 | 0.1 | 0.1 | 4 | 11468 | 0.6 | 0.3 | 3 | 4917 | 0.0 | 0.1 | 3 | 3830 | 0.0 | 0.0 |
| JAPANESE EXPORTS TO HONG KONG | | | | | | | | | | | | | | | |
| TL | 3347388 | 3.6 | 100.0 | TL | 8479088 | 3.7 | 100.0 | TL | 7624343 | 3.8 | 100.0 | TL | 9877167 | 4.4 | 100.0 |
| M | 3129857 | 3.5 | 93.5 | M | 8090400 | 3.6 | 95.4 | M | 7233685 | 3.7 | 94.8 | M | 9383279 | 4.3 | 94.9 |
| 7 | 1251114 | 2.3 | 37.3 | 7 | 3952345 | 2.5 | 46.6 | 7 | 3618442 | 2.6 | 47.4 | 7 | 5082634 | 3.2 | 51.4 |
| 6 | 1109768 | 5.0 | 33.1 | 6 | 2179940 | 5.8 | 25.7 | 6 | 1809852 | 6.9 | 23.7 | 6 | 2065953 | 6.9 | 20.9 |
| 8 | 587377 | 7.7 | 17.5 | 8 | 1557024 | 7.9 | 18.3 | 8 | 1307899 | 7.8 | 17.1 | 8 | 1609461 | 8.4 | 16.2 |
| 5 | 181598 | 3.9 | 5.4 | 5 | 401091 | 4.1 | 4.7 | 5 | 497493 | 5.0 | 6.5 | 5 | 625230 | 5.4 | 6.3 |
| 0 | 96485 | 9.4 | 2.8 | 0 | 202012 | 12.9 | 2.3 | 0 | 173709 | 14.1 | 2.2 | 9 | 186294 | 6.0 | 1.8 |
| 9 | 60244 | 5.3 | 1.7 | 9 | 94503 | 4.1 | 1.1 | 9 | 126816 | 6.1 | 1.6 | 0 | 184403 | 14.3 | 1.8 |
| 2 | 45395 | 4.4 | 1.3 | 2 | 78233 | 4.4 | 0.9 | 2 | 69687 | 5.1 | 0.9 | 2 | 69368 | 4.3 | 0.7 |
| 3 | 9796 | 2.6 | 0.2 | 1 | 6296 | 4.2 | 0.0 | 1 | 11378 | 10.9 | 0.1 | 1 | 31409 | 28.9 | 0.3 |
| 4 | 4219 | 5.2 | 0.1 | 3 | 5868 | 0.7 | 0.0 | 3 | 8323 | 1.1 | 0.1 | 3 | 21729 | 3.8 | 0.2 |
| 1 | 1393 | 1.3 | 0.0 | 4 | 1776 | 1.2 | 0.0 | 4 | 744 | 1.0 | 0.0 | 4 | 684 | 0.5 | 0.0 |

A: SITC Rev2 Codes; B: 000 ECU; B1: 000 US$; C: % of total EC sectoral exports; D: % of total EC bilateral exports; E: cumulative % of total EC bilateral exports; TL: total trade; M: manufactures: 5+6+7+8.

EC EXPORTS TO HONG KONG

1980

| A | B1 | C | D | E |
|---|---|---|---|---|
| 66 | 450911 | 3.2 | 15.1 | 15.1 |
| 77 | 198085 | 1.4 | 6.7 | 21.8 |
| 79 | 160557 | 1.6 | 5.4 | 27.2 |
| 78 | 159399 | 0.6 | 5.4 | 32.5 |
| 71 | 153747 | 1.5 | 5.2 | 37.7 |
| 89 | 143762 | 1.4 | 4.8 | 42.5 |
| 69 | 127477 | 1.2 | 4.3 | 46.8 |
| 65 | 123952 | 1.3 | 4.2 | 51.0 |
| 74 | 105029 | 0.6 | 3.5 | 54.5 |
| 72 | 98290 | 0.5 | 3.3 | 57.8 |
| 76 | 96422 | 1.7 | 3.2 | 61.0 |
| 11 | 90108 | 2.1 | 3.0 | 64.1 |
| 88 | 85757 | 2.7 | 2.9 | 67.0 |
| 84 | 77574 | 1.6 | 2.6 | 69.6 |
| 53 | 69836 | 2.4 | 2.3 | 71.9 |
| 58 | 64465 | 0.9 | 2.2 | 74.1 |
| 52 | 63867 | 1.7 | 2.1 | 76.2 |
| 51 | 52450 | 0.7 | 1.8 | 78.0 |
| 61 | 51835 | 4.5 | 1.7 | 79.7 |
| 54 | 50822 | 1.0 | 1.7 | 81.4 |
| 67 | 50291 | 0.3 | 1.7 | 83.1 |
| 55 | 48443 | 1.8 | 1.6 | 84.7 |
| 75 | 43887 | 1.0 | 1.5 | 86.2 |
| 68 | 33696 | 0.5 | 1.1 | 87.3 |
| 83 | 32962 | 6.8 | 1.1 | 88.4 |
| 87 | 30440 | 0.6 | 1.0 | 89.5 |
| 667 | 382212 | 4.9 | 12.8 | 12.8 |
| 791 | 103444 | 9.6 | 3.5 | 16.3 |
| 112 | 87633 | 2.1 | 2.9 | 19.3 |
| 784 | 77729 | 0.9 | 2.6 | 21.9 |
| 764 | 72834 | 1.6 | 2.4 | 24.3 |
| 691 | 72105 | 2.3 | 2.4 | 26.7 |
| 781 | 60736 | 0.5 | 2.0 | 28.8 |
| 772 | 59640 | 1.5 | 2.0 | 30.8 |
| 714 | 54244 | 2.2 | 1.8 | 32.6 |
| 523 | 54234 | 4.4 | 1.8 | 34.4 |
| 897 | 52044 | 2.5 | 1.7 | 36.2 |
| 541 | 50822 | 1.0 | 1.7 | 37.9 |
| 531 | 48884 | 4.0 | 1.6 | 39.5 |
| 724 | 47119 | 1.4 | 1.6 | 41.1 |
| 885 | 44302 | 6.5 | 1.5 | 42.6 |
| 613 | 42186 | 16.0 | 1.4 | 44.0 |
| 773 | 39422 | 2.3 | 1.3 | 45.3 |
| 583 | 37653 | 0.9 | 1.3 | 46.6 |
| 778 | 35827 | 1.0 | 1.2 | 47.8 |
| 744 | 34784 | 1.1 | 1.2 | 49.0 |
| 711 | 33543 | 5.1 | 1.1 | 50.1 |
| 831 | 32962 | 6.8 | 1.1 | 51.2 |
| 553 | 29917 | 2.8 | 1.0 | 52.2 |
| 752 | 41068 | 1.2 | 1.2 | 42.3 |
| 831 | 40438 | 6.6 | 1.2 | 43.5 |
| 582 | 38961 | 1.7 | 1.1 | 44.6 |
| 821 | 38929 | 1.2 | 1.1 | 45.7 |
| 744 | 37392 | 1.5 | 1.1 | 46.8 |
| 714 | 37359 | 1.2 | 1.1 | 47.9 |
| 778 | 37353 | 1.1 | 1.1 | 49.0 |
| 764 | 36591 | 0.8 | 1.1 | 50.0 |
| 874 | 36580 | 0.7 | 1.1 | 51.1 |
| 122 | 36505 | 6.8 | 1.1 | 52.1 |
| 775 | 36472 | 2.3 | 1.0 | 53.2 |
| 741 | 35604 | 1.1 | 1.0 | 54.2 |

1985

| A | B1 | C | D | E |
|---|---|---|---|---|
| 66 | 267209 | 2.8 | 7.7 | 7.7 |
| 77 | 236889 | 1.7 | 6.8 | 14.5 |
| 72 | 185093 | 1.1 | 5.3 | 19.8 |
| 71 | 182918 | 2.0 | 5.3 | 25.1 |
| 65 | 177872 | 2.0 | 5.1 | 30.2 |
| 89 | 166429 | 1.4 | 4.8 | 35.0 |
| 74 | 145221 | 0.9 | 4.2 | 39.2 |
| 78 | 132401 | 0.5 | 3.8 | 43.0 |
| 58 | 109128 | 1.6 | 3.1 | 46.1 |
| 84 | 107044 | 1.7 | 3.1 | 49.2 |
| 61 | 106845 | 7.7 | 3.1 | 52.3 |
| 67 | 101902 | 0.6 | 2.9 | 55.2 |
| 88 | 101506 | 3.1 | 2.9 | 58.1 |
| 79 | 98754 | 1.1 | 2.8 | 61.0 |
| 75 | 91149 | 1.3 | 2.6 | 63.6 |
| 69 | 90922 | 1.0 | 2.6 | 66.2 |
| 53 | 85286 | 2.9 | 2.5 | 68.7 |
| 11 | 78743 | 1.9 | 2.3 | 70.9 |
| 97 | 78240 | 11.7 | 2.3 | 73.2 |
| 55 | 68677 | 2.5 | 2.0 | 75.1 |
| 54 | 66181 | 1.3 | 1.9 | 77.1 |
| 52 | 62598 | 1.5 | 1.8 | 78.9 |
| 76 | 60814 | 1.1 | 1.7 | 80.6 |
| 87 | 55662 | 0.8 | 1.6 | 82.2 |
| 68 | 51209 | 1.1 | 1.5 | 83.7 |
| 51 | 46038 | 0.5 | 1.3 | 85.0 |
| 85 | 44940 | 1.5 | 1.3 | 86.3 |
| 83 | 40438 | 6.6 | 1.2 | 87.5 |
| 64 | 39545 | 1.3 | 1.1 | 88.6 |
| 82 | 38929 | 1.2 | 1.1 | 89.7 |
| 12 | 36538 | 5.2 | 1.1 | 90.8 |
| 59 | 35599 | 0.7 | 1.0 | 91.8 |
| 667 | 174772 | 4.8 | 5.0 | 5.0 |
| 613 | 79733 | 38.2 | 2.3 | 7.3 |
| 971 | 78240 | 11.7 | 2.3 | 9.6 |
| 112 | 72957 | 1.8 | 2.1 | 11.7 |
| 728 | 72289 | 1.4 | 2.1 | 13.8 |
| 724 | 68241 | 2.2 | 2.0 | 15.7 |
| 541 | 66181 | 1.3 | 1.9 | 17.6 |
| 531 | 61452 | 5.0 | 1.8 | 19.4 |
| 711 | 58917 | 16.8 | 1.7 | 21.1 |
| 583 | 58538 | 1.4 | 1.7 | 22.8 |
| 784 | 57971 | 0.8 | 1.7 | 24.4 |
| 897 | 56731 | 1.8 | 1.6 | 26.1 |
| 654 | 52800 | 4.8 | 1.5 | 27.6 |
| 712 | 52170 | 11.3 | 1.5 | 29.1 |
| 776 | 51234 | 2.7 | 1.5 | 30.6 |
| 523 | 50042 | 3.6 | 1.4 | 32.0 |
| 553 | 47663 | 3.6 | 1.4 | 33.4 |
| 673 | 47227 | 1.5 | 1.4 | 34.7 |
| 781 | 46168 | 0.3 | 1.3 | 36.1 |
| 885 | 45740 | 7.8 | 1.3 | 37.4 |
| 851 | 44940 | 1.5 | 1.3 | 38.7 |
| 773 | 43062 | 3.2 | 1.2 | 39.9 |
| 772 | 43020 | 1.2 | 1.2 | 41.1 |

1987

| A | B1 | C | D | E |
|---|---|---|---|---|
| 66 | 450812 | 3.3 | 8.2 | 8.2 |
| 77 | 385789 | 1.9 | 7.0 | 15.2 |
| 72 | 308184 | 1.3 | 5.6 | 20.8 |
| 89 | 302575 | 1.7 | 5.5 | 26.3 |
| 78 | 272778 | 0.7 | 5.0 | 31.2 |
| 65 | 246765 | 2.0 | 4.5 | 35.7 |
| 74 | 213397 | 0.9 | 3.9 | 39.6 |
| 58 | 200410 | 2.0 | 3.6 | 43.2 |
| 71 | 198266 | 1.5 | 3.6 | 46.8 |
| 88 | 193599 | 4.2 | 3.5 | 50.3 |
| 84 | 181821 | 1.9 | 3.3 | 53.6 |
| 11 | 178806 | 3.1 | 3.2 | 56.9 |
| 61 | 165391 | 7.8 | 3.0 | 59.9 |
| 53 | 145127 | 3.4 | 2.6 | 62.5 |
| 67 | 133613 | 0.8 | 2.4 | 65.0 |
| 69 | 132655 | 1.2 | 2.4 | 67.4 |
| 667 | 313558 | 5.3 | 5.7 | 5.7 |
| 112 | 175322 | 3.2 | 3.2 | 8.9 |
| 781 | 158713 | 0.6 | 2.9 | 11.8 |
| 724 | 145584 | 2.7 | 2.6 | 14.4 |
| 897 | 128004 | 3.4 | 2.3 | 16.7 |
| 541 | 123665 | 1.5 | 2.2 | 19.0 |
| 212 | 121215 | 22.0 | 2.2 | 21.2 |
| 831 | 117909 | 11.0 | 2.1 | 23.3 |
| 583 | 106260 | 1.9 | 1.9 | 25.2 |
| 885 | 104891 | 12.3 | 1.9 | 27.1 |
| 531 | 98719 | 5.9 | 1.8 | 28.9 |
| 776 | 97908 | 3.3 | 1.8 | 30.7 |
| 784 | 95893 | 0.9 | 1.7 | 32.5 |
| 613 | 91755 | 30.4 | 1.7 | 34.1 |
| 728 | 90837 | 1.1 | 1.6 | 35.8 |
| 553 | 90240 | 4.4 | 1.6 | 37.4 |
| 772 | 81115 | 1.6 | 1.5 | 38.9 |
| 523 | 78358 | 6.0 | 1.4 | 40.3 |
| 582 | 77383 | 2.2 | 1.4 | 41.7 |
| 778 | 75221 | 1.5 | 1.4 | 43.1 |
| 611 | 70430 | 5.0 | 1.3 | 44.4 |

1987

| A | B | C | D |
|---|---|---|---|
| 66729 | 273482 | 11.7 | 5.0 |
| 11242 | 125893 | 16.1 | 2.3 |
| 21201 | 114907 | 27.3 | 2.1 |
| 89731 | 109787 | 3.3 | 2.0 |
| 52332 | 68256 | 44.1 | 1.2 |
| 83109 | 65343 | 16.9 | 1.2 |
| 97101 | 65024 | 12.4 | 1.2 |
| 85102 | 60397 | 1.9 | 1.1 |
| 71491 | 52844 | 3.0 | 1.0 |
| 54179 | 49476 | 1.3 | 0.9 |
| 88511 | 45136 | 13.5 | 0.8 |
| 58331 | 42851 | 4.6 | 0.8 |
| 83101 | 42606 | 8.2 | 0.8 |
| 88529 | 41591 | 22.5 | 0.8 |
| 66132 | 37715 | 4.6 | 0.7 |
| 66245 | 36027 | 3.8 | 0.7 |
| 67332 | 34435 | 5.8 | 0.6 |
| 79199 | 34425 | 7.0 | 0.6 |
| 59899 | 34256 | 1.4 | 0.6 |
| 87483 | 30857 | 0.9 | 0.6 |
| 84399 | 28925 | 5.4 | 0.5 |
| 79323 | 26271 | 3.6 | 0.5 |
| 89934 | 24542 | 18.3 | 0.4 |
| 82192 | 22219 | 1.0 | 0.4 |
| 11241 | 22204 | 1.9 | 0.4 |
| 42391 | 21255 | 10.4 | 0.4 |
| 72474 | 21206 | 3.1 | 0.4 |
| 72451 | 21110 | 6.8 | 0.4 |
| 09809 | 20144 | 1.7 | 0.4 |
| 72641 | 19968 | 1.5 | 0.4 |
| 74141 | 19634 | 3.6 | 0.4 |
| 77511 | 19291 | 5.2 | 0.4 |
| 11212 | 19209 | 0.9 | 0.3 |
| 89521 | 18546 | 5.6 | 0.3 |
| 65224 | 18355 | 1.7 | 0.3 |
| 58231 | 18114 | 2.4 | 0.3 |
| 72843 | 17868 | 9.1 | 0.3 |
| 04842 | 17227 | 3.4 | 0.3 |
| 81242 | 16970 | 2.6 | 0.3 |
| 77884 | 16887 | 5.1 | 0.3 |
| 68223 | 16850 | 7.3 | 0.3 |
| 67463 | 16782 | 3.8 | 0.3 |
| 65422 | 16597 | 4.5 | 0.3 |
| 89211 | 16150 | 0.9 | 0.3 |
| 67326 | 15951 | 3.0 | 0.3 |
| 88222 | 15680 | 3.5 | 0.3 |
| 84713 | 15599 | 8.9 | 0.3 |
| 72469 | 15443 | 3.5 | 0.3 |
| 88421 | 15266 | 3.2 | 0.3 |
| 72848 | 15222 | 0.7 | 0.3 |
| 53342 | 15171 | 1.9 | 0.3 |

A: SITC Rev2 Codes; B: 000 ECU; B1: 000 US$; C: % of total EC sectoral exports; D: % of total EC bilateral exports; E: cumulative % of total EC bilateral exports; TL: total trade; M: manufactures: 5+6+7+8.

| 1980 | | | | 1985 | | | | 1987 | | | | 1988 | | | |
|---|---|---|---|---|---|---|---|---|---|---|---|---|---|---|---|
| A | B | C | D | A | B | C | D | A | B | C | D | A | B | C | D |
| EC EXPORTS TO INDIA | | | | | | | | | | | | | | | |
| TL | 2307717 | 1.1 | 100.0 | TL | 5662009 | 1.5 | 100.0 | TL | 5634096 | 1.7 | 100.0 | TL | 5516318 | 1.5 | 100.0 |
| M | 2018903 | 1.1 | 87.4 | M | 5053084 | 1.6 | 89.2 | M | 5064087 | 1.7 | 89.8 | M | 5135360 | 1.6 | 93.0 |
| 7 | 877928 | 1.1 | 38.0 | 7 | 1974641 | 1.4 | 34.8 | 7 | 2315054 | 1.7 | 41.0 | 6 | 2419216 | 3.6 | 43.8 |
| 6 | 691551 | 1.5 | 29.9 | 6 | 1942629 | 2.7 | 34.3 | 6 | 1856730 | 3.1 | 32.9 | 7 | 1789441 | 1.2 | 32.4 |
| 5 | 351736 | 1.4 | 15.2 | 5 | 799260 | 1.7 | 14.1 | 5 | 559702 | 1.3 | 9.9 | 5 | 552846 | 1.1 | 10.0 |
| 3 | 120237 | 1.0 | 5.2 | 8 | 336565 | 0.7 | 5.9 | 8 | 332606 | 0.7 | 5.9 | 8 | 373864 | 0.7 | 6.7 |
| 8 | 97696 | 0.5 | 4.2 | 0 | 219798 | 1.0 | 3.8 | 9 | 245781 | 2.8 | 4.3 | 2 | 174125 | 2.2 | 3.1 |
| 0 | 75343 | 0.5 | 3.2 | 2 | 149627 | 2.0 | 2.6 | 2 | 132788 | 1.9 | 2.3 | 0 | 67860 | 0.3 | 1.2 |
| 2 | 44679 | 1.1 | 1.9 | 9 | 83100 | 1.0 | 1.4 | 0 | 106770 | 0.6 | 1.8 | 4 | 53551 | 4.5 | 0.9 |
| 9 | 24444 | 0.5 | 1.0 | 4 | 79384 | 4.0 | 1.4 | 4 | 56033 | 5.0 | 0.9 | 3 | 47779 | 0.4 | 0.8 |
| 4 | 20955 | 2.2 | 0.9 | 3 | 69132 | 0.3 | 1.2 | 3 | 19378 | 0.2 | 0.3 | 9 | 30449 | 0.3 | 0.5 |
| 1 | 3170 | 0.1 | 0.1 | 1 | 7908 | 0.1 | 0.1 | 1 | 9277 | 0.2 | 0.1 | 1 | 7212 | 0.1 | 0.1 |
| USA EXPORTS TO INDIA | | | | | | | | | | | | | | | |
| TL | 1176302 | 0.7 | 100.0 | TL | 2095298 | 0.7 | 100.0 | TL | 1231981 | 0.5 | 100.0 | TL | 2062400 | 0.7 | 100.0 |
| M | 862751 | 0.8 | 73.3 | M | 1680617 | 0.8 | 80.2 | M | 969201 | 0.6 | 78.6 | M | 1465999 | 0.8 | 71.0 |
| 7 | 394993 | 0.6 | 33.5 | 5 | 723272 | 3.5 | 34.5 | 7 | 628521 | 0.6 | 51.0 | 7 | 902655 | 0.7 | 43.7 |
| 5 | 295110 | 2.0 | 25.0 | 7 | 718206 | 0.5 | 34.2 | 5 | 160478 | 0.7 | 13.0 | 5 | 359950 | 1.3 | 17.4 |
| 4 | 163905 | 11.8 | 13.9 | 2 | 213901 | 0.9 | 10.2 | 2 | 134520 | 0.7 | 10.9 | 0 | 298264 | 1.3 | 14.4 |
| 6 | 116859 | 0.7 | 9.9 | 8 | 166051 | 0.8 | 7.9 | 8 | 130295 | 0.7 | 10.5 | 2 | 179875 | 0.8 | 8.7 |
| 0 | 58294 | 0.2 | 4.9 | 0 | 102061 | 0.4 | 4.8 | 0 | 61395 | 0.3 | 4.9 | 8 | 126466 | 0.6 | 6.1 |
| 8 | 55790 | 0.4 | 4.7 | 6 | 73090 | 0.3 | 3.4 | 6 | 49907 | 0.3 | 4.0 | 4 | 67108 | 5.2 | 3.2 |
| 2 | 49790 | 0.2 | 4.2 | 9 | 39744 | 0.2 | 1.8 | 4 | 30322 | 3.4 | 2.4 | 6 | 76930 | 0.3 | 3.7 |
| 9 | 22073 | 0.3 | 1.8 | 3 | 35085 | 0.2 | 1.6 | 9 | 29077 | 0.1 | 2.3 | 9 | 40317 | 0.1 | 1.9 |
| 1 | 103 | 0.0 | 0.0 | 4 | 23715 | 1.2 | 1.1 | 3 | 7360 | 0.1 | 0.5 | 3 | 10715 | 0.1 | 0.5 |
| | | | | 1 | 177 | 0.0 | 0.0 | 1 | 106 | 0.0 | 0.0 | 1 | 125 | 0.0 | 0.0 |
| JAPANESE EXPORTS TO INDIA | | | | | | | | | | | | | | | |
| TL | 643237 | 0.7 | 100.0 | TL | 2071270 | 0.9 | 100.0 | TL | 1682025 | 0.8 | 100.0 | TL | 1756347 | 0.7 | 100.0 |
| M | 590680 | 0.6 | 91.8 | M | 1969863 | 0.8 | 95.1 | M | 1628562 | 0.8 | 96.8 | M | 1692167 | 0.7 | 96.3 |
| 6 | 284408 | 1.2 | 44.2 | 7 | 1158552 | 0.7 | 55.9 | 7 | 1014650 | 0.7 | 60.3 | 7 | 1003374 | 0.6 | 57.1 |
| 7 | 209713 | 0.3 | 32.6 | 6 | 587244 | 1.5 | 28.3 | 6 | 395002 | 1.5 | 23.4 | 6 | 425854 | 1.4 | 24.2 |
| 5 | 63526 | 1.3 | 9.8 | 5 | 121220 | 1.2 | 5.8 | 8 | 117605 | 0.7 | 6.9 | 5 | 133579 | 1.1 | 7.6 |
| 2 | 43022 | 4.1 | 6.6 | 8 | 102847 | 0.5 | 4.9 | 5 | 101306 | 1.0 | 6.0 | 8 | 129362 | 0.6 | 7.3 |
| 8 | 33032 | 0.4 | 5.1 | 2 | 67907 | 3.8 | 3.2 | 2 | 29252 | 2.1 | 1.7 | 2 | 36072 | 2.2 | 2.0 |
| 3 | 6886 | 1.8 | 1.0 | 3 | 23180 | 3.1 | 1.1 | 3 | 14671 | 2.1 | 0.8 | 3 | 17725 | 3.1 | 1.0 |
| 9 | 2610 | 0.2 | 0.4 | 9 | 10246 | 0.4 | 0.4 | 9 | 9221 | 0.4 | 0.5 | 9 | 10213 | 0.3 | 0.5 |
| 0 | 35 | 0.0 | 0.0 | 0 | 60 | 0.0 | 0.0 | 4 | 173 | 0.2 | 0.0 | 0 | 155 | 0.0 | 0.0 |
| 1 | 4 | 0.0 | 0.0 | 4 | 15 | 0.0 | 0.0 | 0 | 147 | 0.0 | 0.0 | 4 | 16 | 0.0 | 0.0 |
| 4 | 1 | 0.0 | 0.0 | | | | | | | | | | | | |

EC EXPORTS TO INDIA

| 1980 | | | | | 1985 | | | | | 1987 | | | | | 1987 | | | |
|---|---|---|---|---|---|---|---|---|---|---|---|---|---|---|---|---|---|---|
| A | B1 | C | D | E | A | B1 | C | D | E | A | B1 | C | D | E | A | B | C | D |
| 66 | 470872 | 3.4 | 14.3 | 14.3 | 66 | 816387 | 8.6 | 18.7 | 18.7 | 66 | 1412914 | 10.4 | 21.6 | 21.5 | 66722 | 1362394 | 42.7 | 20.8 |
| 79 | 386709 | 3.7 | 11.8 | 26.1 | 67 | 428455 | 2.7 | 9.8 | 28.5 | 74 | 536041 | 2.4 | 8.2 | 29.7 | 76493 | 176152 | 9.7 | 2.7 |
| 67 | 383460 | 2.3 | 11.7 | 37.8 | 74 | 332231 | 2.0 | 7.6 | 36.1 | 67 | 503356 | 3.1 | 7.7 | 37.4 | 87483 | 128586 | 3.8 | 2.0 |
| 74 | 221212 | 1.2 | 6.7 | 44.6 | 71 | 284291 | 3.1 | 6.5 | 42.6 | 72 | 437517 | 1.8 | 6.7 | 44.1 | 67461 | 104649 | 6.2 | 1.6 |
| 56 | 208586 | 15.1 | 6.4 | 50.9 | 72 | 260691 | 1.6 | 6.0 | 48.6 | 79 | 435900 | 3.6 | 6.6 | 50.7 | 76491 | 80859 | 6.6 | 1.2 |
| 72 | 183788 | 1.0 | 5.6 | 56.5 | 51 | 246250 | 2.7 | 5.6 | 54.2 | 76 | 366648 | 4.7 | 5.6 | 56.3 | 28209 | 77803 | 27.2 | 1.2 |
| 33 | 170998 | 1.0 | 5.2 | 61.7 | 87 | 175263 | 2.6 | 4.0 | 58.3 | 51 | 279934 | 2.4 | 4.3 | 60.6 | 76483 | 59664 | 8.2 | 0.9 |
| 71 | 156833 | 1.6 | 4.8 | 66.5 | 77 | 143624 | 1.1 | 3.3 | 61.6 | 77 | 279609 | 1.4 | 4.3 | 64.8 | 67271 | 49800 | 5.8 | 0.8 |
| 51 | 129897 | 1.7 | 4.0 | 70.5 | 79 | 133124 | 1.5 | 3.0 | 64.6 | 71 | 278854 | 2.2 | 4.3 | 69.1 | 72848 | 48801 | 2.3 | 0.7 |
| 02 | 101274 | 2.6 | 3.1 | 73.5 | 56 | 127619 | 12.8 | 2.9 | 67.5 | 87 | 267763 | 2.8 | 4.1 | 73.2 | 51569 | 48376 | 2.1 | 0.7 |
| 73 | 97882 | 1.9 | 3.0 | 76.5 | 06 | 119009 | 10.3 | 2.7 | 70.2 | 73 | 163004 | 2.7 | 2.5 | 75.7 | 42391 | 42685 | 20.9 | 0.7 |
| 87 | 95015 | 1.8 | 2.9 | 79.4 | 69 | 109978 | 1.3 | 2.5 | 72.8 | 28 | 94197 | 8.4 | 1.4 | 77.1 | 59899 | 40622 | 1.7 | 0.6 |
| 77 | 94486 | 0.7 | 2.9 | 82.3 | 76 | 99700 | 1.9 | 2.3 | 75.1 | 69 | 89870 | 0.8 | 1.4 | 78.5 | 72842 | 39222 | 2.7 | 0.6 |
| 78 | 67028 | 0.2 | 2.0 | 84.3 | 73 | 93248 | 2.5 | 2.1 | 77.2 | 59 | 79819 | 1.2 | 1.2 | 79.7 | 72849 | 37826 | 2.4 | 0.6 |
| 68 | 56578 | 0.8 | 1.7 | 86.1 | 70 | 70406 | 5.5 | 1.6 | 78.8 | 58 | 77565 | 0.8 | 1.2 | 80.9 | 74428 | 35791 | 3.8 | 0.5 |
| 59 | 43572 | 0.9 | 1.3 | 87.4 | 28 | 67592 | 7.1 | 1.5 | 80.3 | 75 | 76654 | 0.8 | 1.2 | 82.0 | 71491 | 34765 | 2.0 | 0.5 |
| 69 | 39332 | 0.4 | 1.2 | 88.6 | 68 | 63959 | 1.4 | 1.5 | 81.8 | | | | | | 2242 | 33522 | 7.8 | 0.5 |
| 52 | 34132 | 0.9 | 1.0 | 89.6 | 52 | 61725 | 1.5 | 1.4 | 83.2 | | | | | | 67274 | 32835 | 15.2 | 0.5 |
| | | | | | 78 | 61440 | 0.2 | 1.4 | 84.6 | | | | | | 51389 | 31731 | 5.1 | 0.5 |
| | | | | | 42 | 60631 | 5.2 | 1.4 | 86.0 | | | | | | 67441 | 30506 | 5.1 | 0.5 |
| | | | | | 58 | 53072 | 0.8 | 1.2 | 87.2 | | | | | | 89211 | 30034 | 1.7 | 0.5 |
| | | | | | 33 | 53039 | 0.3 | 1.2 | 88.5 | | | | | | 56216 | 30012 | 28.7 | 0.5 |
| | | | | | 89 | 48837 | 0.4 | 1.1 | 89.6 | | | | | | 72641 | 29300 | 2.2 | 0.4 |
| | | | | | 59 | 47969 | 1.0 | 1.1 | 90.7 | | | | | | 72449 | 25832 | 5.5 | 0.4 |
| | | | | | 02 | 46343 | 1.7 | 1.1 | 91.7 | | | | | | 51124 | 24669 | 2.8 | 0.4 |
| | | | | | 75 | 43860 | 0.6 | 1.0 | 92.7 | | | | | | 95100 | 24516 | 27.4 | 0.4 |
| | | | | | | | | | | | | | | | 59898 | 24199 | 6.6 | 0.4 |
| 667 | 447174 | 5.7 | 13.6 | 13.6 | 667 | 790883 | 21.7 | 18.1 | 18.1 | 667 | 1373600 | 23.3 | 20.9 | 20.9 | 67601 | 23717 | 17.2 | 0.4 |
| 562 | 208586 | 15.1 | 6.4 | 20.0 | 674 | 235357 | 5.1 | 5.4 | 23.5 | 764 | 361755 | 5.5 | 5.5 | 26.5 | 71191 | 22492 | 17.6 | 0.3 |
| 674 | 190527 | 4.1 | 5.8 | 25.8 | 874 | 155536 | 3.1 | 3.6 | 27.1 | 874 | 236178 | 3.3 | 3.6 | 30.1 | 73613 | 22006 | 4.3 | 0.3 |
| 334 | 167848 | 1.3 | 5.1 | 30.9 | 562 | 127619 | 12.8 | 2.9 | 30.0 | 674 | 220231 | 4.3 | 3.4 | 33.4 | 58311 | 21999 | 1.6 | 0.3 |
| 749 | 93125 | 1.9 | 2.8 | 33.7 | 61 | 109262 | 12.7 | 2.5 | 32.5 | 728 | 191446 | 2.4 | 2.9 | 36.3 | 73619 | 21942 | 3.5 | 0.3 |
| 874 | 84664 | 2.2 | 2.6 | 36.3 | 728 | 105490 | 2.0 | 2.4 | 34.9 | 749 | 162847 | 2.6 | 2.5 | 38.8 | 73614 | 20922 | 4.0 | 0.3 |
| 736 | 79527 | 1.9 | 2.4 | 38.7 | 714 | 103065 | 3.2 | 2.4 | 37.3 | 792 | 129591 | 2.0 | 2.0 | 40.8 | 56232 | 20811 | 14.1 | 0.3 |
| 23 | 71024 | 6.5 | 2.2 | 40.9 | 749 | 97560 | 2.3 | 2.2 | 39.5 | 736 | 124470 | 2.7 | 1.9 | 42.7 | 87489 | 19561 | 3.0 | 0.3 |
| 792 | 64200 | 0.8 | 2.0 | 42.9 | 764 | 97229 | 2.1 | 2.2 | 41.7 | 743 | 113081 | 3.2 | 1.7 | 44.4 | 72839 | 19418 | 4.7 | 0.3 |
| 728 | 63078 | 1.1 | 1.9 | 44.8 | 678 | 83007 | 1.9 | 1.9 | 43.6 | 772 | 107342 | 2.2 | 1.6 | 46.1 | 73721 | 18252 | 5.7 | 0.3 |
| 672 | 59330 | 4.5 | 1.8 | 46.6 | 736 | 81607 | 2.7 | 1.9 | 45.5 | 741 | 105356 | 2.5 | 1.6 | 47.7 | 67494 | 17941 | 14.0 | 0.3 |
| 515 | 52796 | 3.0 | 1.6 | 48.2 | 515 | 79107 | 3.8 | 1.8 | 47.3 | 724 | 104685 | 1.9 | 1.6 | 49.3 | 67251 | 17724 | 2.4 | 0.3 |
| 673 | 48637 | 1.2 | 1.5 | 49.7 | 724 | 69439 | 2.2 | 1.6 | 48.9 | 672 | 101251 | 5.3 | 1.5 | 50.8 | 77886 | 16951 | 1.7 | 0.3 |
| 724 | 47260 | 1.4 | 1.4 | 51.1 | 741 | 66380 | 2.1 | 1.5 | 50.4 | 515 | 94972 | 3.0 | 1.4 | 52.3 | 67491 | 16279 | 1.5 | 0.2 |
| 678 | 44489 | 1.0 | 1.4 | 52.5 | 716 | 65694 | 3.8 | 1.5 | 51.9 | 678 | 86705 | 2.1 | 1.3 | 53.6 | 54131 | 15941 | 4.9 | 0.2 |
| 716 | 43008 | 2.1 | 1.3 | 53.8 | 691 | 63764 | 3.1 | 1.5 | 53.4 | 282 | 78558 | 22.1 | 1.2 | 54.8 | 69541 | 15272 | 1.6 | 0.2 |
| 784 | 41781 | 0.5 | 1.3 | 55.1 | 282 | 61536 | 22.0 | 1.4 | 54.8 | 716 | 77110 | 3.5 | 1.2 | 56.0 | 87202 | 15108 | 1.0 | 0.2 |
| 598 | 38430 | 1.3 | 1.2 | 56.2 | 423 | 60372 | 5.8 | 1.4 | 56.2 | 598 | 76579 | 1.8 | 1.2 | 57.1 | 74522 | 14775 | 1.0 | 0.2 |
| 741 | 38277 | 1.1 | 1.2 | 57.4 | 513 | 60339 | 4.0 | 1.4 | 57.6 | 744 | 70806 | 2.2 | 1.1 | 58.2 | 78539 | 14398 | 4.8 | 0.2 |
| 714 | 36836 | 1.5 | 1.1 | 58.5 | | | | | | | | | | | 69979 | 14333 | 1.6 | 0.2 |
| 713 | 35354 | 0.9 | 1.1 | 59.6 | | | | | | | | | | | 74131 | 14023 | 3.4 | 0.2 |
| 743 | 34861 | 1.3 | 1.1 | 60.7 | | | | | | | | | | | 88222 | 13315 | 2.9 | 0.2 |
| 772 | 33084 | 0.8 | 1.0 | 61.7 | | | | | | | | | | | 74132 | 13202 | 3.1 | 0.2 |
| | | | | | | | | | | | | | | | 72342 | 12990 | 1.1 | 0.2 |

A: SITC Rev2 Codes; B: 000 ECU; B1: 000 US$; C: % of total EC sectoral exports; D: % of total EC bilateral exports; E: cumulative % of total EC bilateral exports; TL: total trade; M: manufactures: 5+6+7+8.

| 1980 | | | | 1985 | | | | 1987 | | | | 1988 | | | |
|---|---|---|---|---|---|---|---|---|---|---|---|---|---|---|---|
| A | B | C | D | A | B | C | D | A | B | C | D | A | B | C | D |
| EC EXPORTS TO INDONESIA | | | | | | | | | | | | | | | |
| TL | 1255503 | 0.6 | 100.0 | TL | 2237415 | 0.6 | 100.0 | TL | 1694466 | 0.5 | 100.0 | TL | 1886237 | 0.5 | 100.0 |
| M | 1202490 | 0.6 | 95.7 | M | 2075462 | 0.6 | 92.7 | M | 1455751 | 0.5 | 85.9 | M | 1735144 | 0.5 | 91.9 |
| 7 | 807754 | 1.0 | 64.3 | 7 | 1289[illegible] | 0.9 | 57.6 | 7 | 808246 | 0.6 | 47.6 | 7 | 952272 | 0.6 | 50.4 |
| 5 | 195116 | 0.8 | 15.5 | 5 | 433164 | 0.9 | 19.3 | 5 | 350024 | 0.8 | 20.6 | 5 | 361119 | 0.7 | 19.1 |
| 6 | 159299 | 0.3 | 12.6 | 6 | 259059 | 0.4 | 11.5 | 6 | 207090 | 0.3 | 12.2 | 6 | 251982 | 0.3 | 13.3 |
| 8 | 40325 | 0.2 | 3.2 | 8 | 94231 | 0.2 | 4.2 | 9 | 168115 | 1.9 | 9.9 | 8 | 169781 | 0.3 | 9.0 |
| 0 | 17584 | 0.1 | 1.4 | 9 | 92220 | 1.1 | 4.1 | 8 | 90401 | 0.2 | 5.3 | 9 | 46316 | 0.5 | 2.4 |
| 9 | 13648 | 0.3 | 1.0 | 0 | 39683 | 0.2 | 1.7 | 0 | 33061 | 0.2 | 1.9 | 2 | 36153 | 0.4 | 1.9 |
| 1 | 10308 | 0.3 | 0.8 | 3 | 11895 | 0.1 | 0.5 | 2 | 20080 | 0.3 | 1.1 | 0 | 31784 | 0.1 | 1.6 |
| 2 | 5465 | 0.1 | 0.4 | 2 | 11277 | 0.2 | 0.5 | 3 | 9572 | 0.1 | 0.5 | 4 | 24541 | 2.0 | 1.3 |
| 3 | 4629 | 0.0 | 0.3 | 4 | 3791 | 0.2 | 0.1 | 4 | 4118 | 0.4 | 0.2 | 3 | 7794 | 0.0 | 0.4 |
| 4 | 1387 | 0.1 | 0.1 | 1 | 3112 | 0.1 | 0.1 | 1 | 3784 | 0.1 | 0.2 | 1 | 4519 | 0.0 | 0.2 |
| USA EXPORTS TO INDONESIA | | | | | | | | | | | | | | | |
| TL | 978746 | 0.6 | 100.0 | TL | 1003807 | 0.3 | 100.0 | TL | 652639 | 0.3 | 100.0 | TL | 893217 | 0.3 | 100.0 |
| M | 651687 | 0.6 | 66.5 | M | 675736 | 0.3 | 67.3 | M | 404632 | 0.2 | 61.9 | M | 573168 | 0.3 | 64.1 |
| 7 | 395242 | 0.6 | 40.3 | 7 | 390152 | 0.3 | 38.8 | 7 | 183761 | 0.1 | 28.1 | 7 | 330300 | 0.2 | 36.9 |
| 5 | 182143 | 1.2 | 18.6 | 5 | 206211 | 0.7 | 20.5 | 5 | 175517 | 0.7 | 26.8 | 2 | 225812 | 1.0 | 25.2 |
| 0 | 161693 | 0.8 | 16.5 | 2 | 173705 | 0.7 | 17.3 | 2 | 159656 | 0.9 | 24.4 | 5 | 174035 | 0.6 | 19.4 |
| 2 | 137830 | 0.8 | 14.0 | 0 | 110684 | 0.4 | 11.0 | 0 | 53595 | 0.3 | 8.2 | 0 | 57066 | 0.2 | 6.3 |
| 6 | 50949 | 0.3 | 5.2 | 8 | 43860 | 0.2 | 4.3 | 8 | 22862 | 0.1 | 3.5 | 6 | 38666 | 0.1 | 4.3 |
| 8 | 23352 | 0.2 | 2.3 | 6 | 35514 | 0.1 | 3.5 | 6 | 22492 | 0.1 | 3.4 | 8 | 30167 | 0.1 | 3.3 |
| 3 | 13383 | 0.2 | 1.3 | 3 | 26194 | 0.2 | 2.6 | 3 | 17359 | 0.2 | 2.6 | 3 | 20323 | 0.2 | 2.2 |
| 1 | 10563 | 0.5 | 1.0 | 9 | 10306 | 0.0 | 1.0 | 9 | 9984 | 0.0 | 1.5 | 9 | 9878 | 0.0 | 1.1 |
| 9 | 3391 | 0.0 | 0.3 | 1 | 6771 | 0.1 | 0.6 | 1 | 6791 | 0.2 | 1.0 | 1 | 6276 | 0.1 | 0.7 |
| 4 | 201 | 0.0 | 0.0 | 4 | 411 | 0.0 | 0.0 | 4 | 623 | 0.0 | 0.0 | 4 | 695 | 0.0 | 0.0 |
| JAPANESE EXPORTS TO INDONESIA | | | | | | | | | | | | | | | |
| TL | 2431125 | 2.6 | 100.0 | TL | 2819498 | 1.2 | 100.0 | TL | 2569514 | 1.3 | 100.0 | TL | 2576521 | 1.1 | 100.0 |
| M | 2303194 | 2.6 | 94.7 | M | 2663108 | 1.2 | 94.4 | M | 2484969 | 1.2 | 96.7 | M | 2457060 | 1.1 | 95.3 |
| 7 | 1301271 | 2.4 | 53.5 | 7 | 1372025 | 0.8 | 48.6 | 7 | 1584239 | 1.1 | 61.6 | 7 | 1471059 | 0.9 | 57.0 |
| 6 | 670031 | 3.0 | 27.5 | 6 | 749793 | 2.0 | 26.5 | 6 | 504991 | 1.9 | 19.6 | 6 | 536554 | 1.7 | 20.8 |
| 5 | 254342 | 5.4 | 10.4 | 5 | 377884 | 3.8 | 13.4 | 5 | 277913 | 2.8 | 10.8 | 5 | 331321 | 2.8 | 12.8 |
| 8 | 77551 | 1.0 | 3.1 | 8 | 163408 | 0.8 | 5.7 | 8 | 117826 | 0.7 | 4.5 | 8 | 118126 | 0.6 | 4.5 |
| 0 | 52811 | 5.1 | 2.1 | 9 | 72772 | 3.1 | 2.5 | 2 | 38054 | 2.8 | 1.4 | 9 | 53591 | 1.7 | 2.0 |
| 2 | 50386 | 4.8 | 2.0 | 2 | 51470 | 2.9 | 1.8 | 9 | 27181 | 1.3 | 1.0 | 2 | 43565 | 2.7 | 1.6 |
| 9 | 12086 | 1.0 | 0.4 | 3 | 15938 | 2.1 | 0.5 | 3 | 11554 | 1.6 | 0.4 | 3 | 12100 | 2.1 | 0.4 |
| 3 | 9694 | 2.6 | 0.3 | 0 | 9787 | 0.6 | 0.3 | 0 | 4392 | 0.3 | 0.1 | 0 | 4660 | 0.3 | 0.1 |
| 4 | 2773 | 3.4 | 0.1 | 4 | 6140 | 4.2 | 0.2 | 4 | 3341 | 4.5 | 0.1 | 4 | 5423 | 4.2 | 0.2 |
| 1 | 181 | 0.1 | 0.0 | 1 | 283 | 0.1 | 0.0 | 1 | 24 | 0.0 | 0.0 | 1 | 123 | 0.1 | 0.0 |

EC EXPORTS TO INDONESIA

| 1980 | | | | | 1985 | | | | | 1987 | | | | | 1987 | | | |
|---|---|---|---|---|---|---|---|---|---|---|---|---|---|---|---|---|---|---|
| A | B1 | C | D | E | A | B1 | C | D | E | A | B1 | C | D | E | A | B | C | D |
| 79 | 408903 | 3.9 | 22.9 | 22.9 | 74 | 203749 | 1.2 | 11.8 | 11.8 | 95 | 160758 | 7.0 | 8.2 | 8.2 | 76493 | 40748 | 2.2 | 2.1 |
| 72 | 162364 | 0.9 | 9.1 | 32.0 | 72 | 166923 | 1.0 | 9.7 | 21.5 | 72 | 159617 | 0.7 | 8.1 | 16.2 | 79381 | 24783 | 33.6 | 1.3 |
| 78 | 149532 | 0.5 | 8.4 | 40.4 | 77 | 147753 | 1.1 | 8.6 | 30.0 | 74 | 148328 | 0.7 | 7.5 | 23.8 | 76491 | 24449 | 2.0 | 1.2 |
| 74 | 129032 | 0.7 | 7.2 | 47.6 | 76 | 131500 | 2.4 | 7.6 | 37.7 | 76 | 147773 | 1.9 | 7.5 | 31.3 | 76483 | 23383 | 3.2 | 1.2 |
| 71 | 100436 | 1.0 | 5.6 | 53.2 | 71 | 107386 | 1.2 | 6.2 | 43.9 | 77 | 126853 | 0.6 | 6.4 | 37.7 | 72843 | 20718 | 10.6 | 1.1 |
| 77 | 88260 | 0.6 | 4.9 | 58.2 | 51 | 90892 | 1.0 | 5.3 | 49.2 | 51 | 100719 | 0.9 | 5.1 | 42.8 | 72849 | 20270 | 1.3 | 1.0 |
| 51 | 75095 | 1.0 | 4.2 | 62.4 | 79 | 86781 | 1.0 | 5.0 | 54.2 | 78 | 98647 | 0.2 | 5.0 | 47.8 | 87483 | 20157 | 0.6 | 1.0 |
| 69 | 71618 | 0.7 | 4.0 | 66.4 | 69 | 73711 | 0.9 | 4.3 | 58.5 | 79 | 98377 | 0.8 | 5.0 | 52.8 | 74522 | 18737 | 1.3 | 1.0 |
| 67 | 60589 | 0.4 | 3.4 | 69.8 | 73 | 67329 | 1.8 | 3.9 | 62.4 | 71 | 78243 | 0.6 | 4.0 | 56.8 | 64121 | 17862 | 4.4 | 0.9 |
| 76 | 60348 | 1.0 | 3.4 | 73.2 | 58 | 55132 | 0.8 | 3.2 | 65.6 | 58 | 71441 | 0.7 | 3.6 | 60.4 | 77111 | 17762 | 6.0 | 0.9 |
| 53 | 39257 | 1.4 | 2.2 | 75.3 | 59 | 48097 | 1.0 | 2.8 | 68.4 | 69 | 60948 | 0.5 | 3.1 | 63.5 | 66232 | 17091 | 3.7 | 0.9 |
| 58 | 38987 | 0.5 | 2.2 | 77.5 | 78 | 42768 | 0.2 | 2.5 | 70.8 | 87 | 60935 | 0.6 | 3.1 | 66.6 | 59899 | 16543 | 0.7 | 0.8 |
| 64 | 33118 | 1.3 | 1.9 | 79.4 | 93 | 42554 | 0.8 | 2.5 | 73.3 | 6 | 51868 | 0.3 | 2.6 | 69.2 | 51124 | 15954 | 1.8 | 0.8 |
| 87 | 30805 | 0.6 | 1.7 | 81.1 | 67 | 39301 | 0.3 | 2.3 | 75.6 | 5 | 50058 | 1.1 | 2.5 | 71.7 | 67251 | 15867 | 2.1 | 0.8 |
| 55 | 29307 | 1.1 | 1.6 | 82.8 | 53 | 38062 | 1.3 | 2.2 | 77.8 | 5 | 47165 | 1.1 | 2.4 | 74.1 | 72848 | 14520 | 0.7 | 0.7 |
| 59 | 28236 | 0.6 | 1.6 | 84.3 | 87 | 38010 | 0.6 | 2.2 | 80.0 | 5 | 46825 | 0.7 | 2.4 | 76.5 | 51569 | 12922 | 0.6 | 0.7 |
| 54 | 26904 | 0.5 | 1.5 | 85.8 | 54 | 36070 | 0.7 | 2.1 | 82.1 | | | | | | 87452 | 11957 | 5.3 | 0.6 |
| 52 | 24042 | 0.6 | 1.3 | 87.2 | 70 | 29679 | 2.3 | 1.7 | 83.8 | | | | | | 52252 | 11317 | 7.4 | 0.6 |
| 66 | 19176 | 0.1 | 1.1 | 88.3 | 52 | 29269 | 0.7 | 1.7 | 85.5 | | | | | | 72443 | 11178 | 1.4 | 0.6 |
| | | | | | 55 | 29016 | 1.1 | 1.7 | 87.2 | | | | | | 64241 | 10191 | 10.4 | 0.5 |
| | | | | | 66 | 28539 | 0.3 | 1.7 | 88.8 | | | | | | 71623 | 10155 | 2.8 | 0.5 |
| | | | | | 64 | 27171 | 0.9 | 1.6 | 90.4 | | | | | | 58321 | 9999 | 3.0 | 0.5 |
| | | | | | | | | | | | | | | | 78539 | 9718 | 3.3 | 0.5 |
| 793 | 234761 | 7.0 | 13.1 | 13.1 | 764 | 128721 | 2.8 | 7.5 | 7.5 | 951 | 160758 | 7.0 | 8.2 | 8.2 | 72641 | 9181 | 0.7 | 0.5 |
| 792 | 111661 | 1.5 | 6.3 | 19.4 | 728 | 95682 | 1.8 | 5.5 | 13.0 | 764 | 146395 | 2.2 | 7.4 | 15.6 | 77887 | 9116 | 1.6 | 0.5 |
| 728 | 61270 | 1.0 | 3.4 | 22.8 | 741 | 68131 | 2.2 | 3.9 | 17.0 | 728 | 79506 | 1.0 | 4.0 | 19.6 | 58241 | 9017 | 1.1 | 0.5 |
| 764 | 58848 | 1.3 | 3.3 | 26.1 | 716 | 54517 | 3.1 | 3.2 | 20.1 | 793 | 69235 | 1.1 | 3.5 | 23.1 | 52224 | 8403 | 7.6 | 0.4 |
| 782 | 52625 | 1.1 | 2.9 | 29.1 | 773 | 51065 | 3.8 | 3.0 | 23.1 | 772 | 52773 | 1.1 | 2.7 | 25.8 | 72842 | 8394 | 0.6 | 0.4 |
| 724 | 50640 | 1.5 | 2.8 | 31.9 | 772 | 47615 | 1.3 | 2.8 | 25.8 | 874 | 49572 | 0.7 | 2.5 | 28.3 | 58311 | 8037 | 0.6 | 0.4 |
| 772 | 41677 | 1.1 | 2.3 | 34.2 | 737 | 45646 | 6.1 | 2.6 | 28.5 | 781 | 48906 | 0.2 | 2.5 | 30.8 | 51372 | 7891 | 3.7 | 0.4 |
| 716 | 37261 | 1.8 | 2.1 | 36.3 | 931 | 42554 | 0.8 | 2.5 | 30.9 | 741 | 45308 | 1.1 | 2.3 | 33.1 | 71622 | 7428 | 2.8 | 0.4 |
| 781 | 34117 | 0.3 | 1.9 | 38.2 | 691 | 42094 | 2.1 | 2.4 | 33.4 | 541 | 40121 | 0.5 | 2.0 | 35.1 | 53121 | 7199 | 2.4 | 0.4 |
| 741 | 32959 | 0.9 | 1.8 | 40.1 | 792 | 38204 | 0.6 | 2.2 | 35.6 | 583 | 37779 | 0.7 | 1.9 | 37.0 | 69979 | 6990 | 0.8 | 0.4 |
| 672 | 31172 | 2.3 | 1.7 | 41.8 | 745 | 36428 | 1.6 | 2.1 | 37.7 | 522 | 37078 | 2.0 | 1.9 | 38.9 | 65143 | 6719 | 2.7 | 0.3 |
| 785 | 30731 | 4.6 | 1.7 | 43.6 | 541 | 36070 | 0.7 | 2.1 | 39.8 | 724 | 35439 | 0.7 | 1.8 | 40.7 | 71881 | 6536 | 14.0 | 0.3 |
| 691 | 30607 | 1.0 | 1.7 | 45.3 | 513 | 35369 | 2.4 | 2.1 | 41.9 | 551 | 34019 | 4.6 | 1.7 | 42.4 | 64249 | 6489 | 3.3 | 0.3 |
| 531 | 27657 | 2.3 | 1.5 | 46.8 | 793 | 35218 | 1.5 | 2.0 | 43.9 | 745 | 31170 | 0.9 | 1.6 | 44.0 | 59898 | 6387 | 1.7 | 0.3 |
| 784 | 27623 | 0.3 | 1.5 | 48.4 | 744 | 35140 | 1.4 | 2.0 | 45.9 | 598 | 30262 | 0.7 | 1.5 | 45.6 | 28209 | 6298 | 2.2 | 0.3 |
| 513 | 27064 | 2.2 | 1.5 | 49.9 | 583 | 32104 | 0.8 | 1.9 | 47.8 | 771 | 29700 | 2.5 | 1.5 | 47.1 | 09809 | 6192 | 0.5 | 0.3 |
| 541 | 26904 | 0.5 | 1.5 | 51.4 | 713 | 29353 | 1.0 | 1.7 | 49.5 | 784 | 28041 | 0.3 | 1.4 | 48.5 | 66233 | 6019 | 4.8 | 0.3 |
| 713 | 26829 | 0.7 | 1.5 | 52.9 | 749 | 27693 | 0.6 | 1.6 | 51.1 | 531 | 28021 | 1.7 | 1.4 | 49.9 | 51389 | 5959 | 1.0 | 0.3 |
| 744 | 22667 | 0.7 | 1.3 | 54.2 | 874 | 26619 | 0.5 | 1.5 | 52.6 | 511 | 27827 | 1.1 | 1.4 | 51.3 | 74288 | 5936 | 1.5 | 0.3 |
| 749 | 22373 | 0.5 | 1.3 | 55.4 | 598 | 26365 | 0.9 | 1.5 | 54.2 | 641 | 27202 | 0.9 | 1.4 | 52.7 | 54172 | 5920 | 0.9 | 0.3 |
| 641 | 22144 | 1.4 | 1.2 | 56.7 | 724 | 24927 | 0.8 | 1.4 | 55.6 | 582 | 27059 | 0.8 | 1.4 | 54.1 | 87202 | 5841 | 0.4 | 0.3 |
| 745 | 21521 | 1.0 | 1.2 | 57.9 | 551 | 22311 | 4.3 | 1.3 | 56.9 | | | | | | 67461 | 5763 | 0.3 | 0.3 |
| 551 | 20505 | 3.9 | 1.1 | 59.0 | 743 | 21726 | 0.9 | 1.3 | 58.2 | | | | | | 73613 | 5696 | 1.1 | 0.3 |
| 874 | 19809 | 0.5 | 1.1 | 60.1 | 736 | 21684 | 0.7 | 1.3 | 59.4 | | | | | | 71488 | 5683 | 1.3 | 0.3 |
| 515 | 19606 | 1.1 | 1.1 | 61.2 | 531 | 20973 | 1.7 | 1.2 | 60.6 | | | | | | 02242 | 5478 | 1.3 | 0.3 |
| 583 | 18613 | 0.4 | 1.0 | 62.3 | 515 | 20492 | 1.0 | 1.2 | 61.8 | | | | | | 72722 | 5454 | 0.7 | 0.3 |
| 711 | 18603 | 2.8 | 1.0 | 63.3 | 522 | 19471 | 1.2 | 1.1 | 63.0 | | | | | | 72453 | 5423 | 1.9 | 0.3 |
| 726 | 18424 | 1.5 | 1.0 | 64.3 | 778 | 19388 | 0.6 | 1.1 | 64.1 | | | | | | 77118 | 5299 | 2.1 | 0.3 |

A: SITC Rev2 Codes; B: 000 ECU; B1: 000 US$; C: % of total EC sectoral exports; D: % of total EC bilateral exports; E: cumulative % of total EC bilateral exports; TL: total trade; M: manufactures: 5+6+7+8.

| 1980 | | | | 1985 | | | | 1987 | | | | 1988 | | | |
|---|---|---|---|---|---|---|---|---|---|---|---|---|---|---|---|
| A | B | C | D | A | B | C | D | A | B | C | D | A | B | C | D |
| EC EXPORTS TO ISRAEL | | | | | | | | | | | | | | | |
| TL | 1667794 | 0.8 | 100.0 | TL | 3880246 | 1.0 | 100.0 | TL | 4687990 | 1.4 | 100.0 | TL | 4632362 | 1.2 | 100.0 |
| M | 1448442 | 0.8 | 86.8 | M | 3547621 | 1.1 | 91.4 | M | 4274412 | 1.5 | 91.1 | M | 4315690 | 1.4 | 93.1 |
| 6 | 650768 | 1.4 | 39.0 | 6 | 1495950 | 2.1 | 38.5 | 6 | 1750170 | 2.9 | 37.3 | 6 | 1995164 | 3.0 | 43.0 |
| 7 | 510748 | 0.6 | 30.6 | 7 | 1271853 | 0.9 | 32.7 | 7 | 1602186 | 1.2 | 34.1 | 7 | 1374520 | 0.9 | 29.6 |
| 5 | 194037 | 0.8 | 11.6 | 5 | 494578 | 1.0 | 12.7 | 5 | 556959 | 1.3 | 11.8 | 5 | 566343 | 1.1 | 12.2 |
| 8 | 92900 | 0.4 | 5.5 | 8 | 285254 | 0.6 | 7.3 | 8 | 365107 | 0.8 | 7.7 | 8 | 379671 | 0.7 | 8.1 |
| 0 | 90905 | 0.7 | 5.4 | 0 | 162380 | 0.7 | 4.1 | 0 | 207535 | 1.2 | 4.4 | 0 | 195854 | 1.0 | 4.2 |
| 9 | 82886 | 1.7 | 4.9 | 2 | 61890 | 0.8 | 1.5 | 9 | 87456 | 1.0 | 1.8 | 2 | 53303 | 0.6 | 1.1 |
| 2 | 26439 | 0.6 | 1.5 | 9 | 55303 | 0.6 | 1.4 | 2 | 66562 | 0.9 | 1.4 | 9 | 21107 | 0.2 | 0.4 |
| 1 | 6679 | 0.2 | 0.4 | 4 | 22258 | 1.1 | 0.5 | 3 | 21738 | 0.2 | 0.4 | 3 | 18299 | 0.1 | 0.3 |
| 3 | 6317 | 0.1 | 0.3 | 3 | 18113 | 0.1 | 0.4 | 1 | 18103 | 0.3 | 0.3 | 1 | 15655 | 0.2 | 0.3 |
| 4 | 6141 | 0.6 | 0.3 | 1 | 12703 | 0.2 | 0.3 | 4 | 12204 | 1.1 | 0.2 | 4 | 12474 | 1.0 | 0.2 |
| USA EXPORTS TO ISRAEL | | | | | | | | | | | | | | | |
| TL | 979208 | 0.6 | 100.0 | TL | 2344214 | 0.8 | 100.0 | TL | 1775332 | 0.8 | 100.0 | TL | 2059516 | 0.7 | 100.0 |
| M | 738676 | 0.7 | 75.4 | M | 1864873 | 0.9 | 79.5 | M | 1434067 | 0.9 | 80.7 | M | 1627614 | 0.8 | 79.0 |
| 7 | 500290 | 0.8 | 51.0 | 7 | 1323203 | 1.0 | 56.4 | 7 | 1009742 | 1.0 | 56.8 | 7 | 1142467 | 1.0 | 55.4 |
| 0 | 149974 | 0.7 | 15.3 | 6 | 271336 | 1.4 | 11.5 | 6 | 227422 | 1.4 | 12.8 | 6 | 252900 | 1.2 | 12.2 |
| 6 | 121805 | 0.7 | 12.4 | 0 | 211707 | 0.8 | 9.0 | 0 | 139629 | 0.8 | 7.8 | 0 | 153758 | 0.6 | 7.4 |
| 2 | 65969 | 0.3 | 6.7 | 8 | 184919 | 0.9 | 7.8 | 8 | 124407 | 0.7 | 7.0 | 2 | 151109 | 0.7 | 7.3 |
| 8 | 63484 | 0.5 | 6.4 | 2 | 160289 | 0.7 | 6.8 | 2 | 108321 | 0.6 | 6.1 | 8 | 133308 | 0.6 | 6.4 |
| 5 | 53096 | 0.3 | 5.4 | 5 | 85416 | 0.3 | 3.6 | 5 | 72497 | 0.3 | 4.0 | 5 | 98940 | 0.3 | 4.8 |
| 9 | 13266 | 0.2 | 1.3 | 9 | 62130 | 0.4 | 2.6 | 9 | 66478 | 0.3 | 3.7 | 9 | 67464 | 0.2 | 3.2 |
| 1 | 5886 | 0.3 | 0.6 | 3 | 27123 | 0.2 | 1.1 | 1 | 15294 | 0.4 | 0.8 | 1 | 35019 | 0.9 | 1.7 |
| 4 | 3689 | 0.2 | 0.3 | 1 | 14608 | 0.3 | 0.6 | 3 | 9705 | 0.1 | 0.5 | 3 | 20350 | 0.2 | 0.9 |
| 3 | 1749 | 0.0 | 0.1 | 4 | 3485 | 0.1 | 0.1 | 4 | 1837 | 0.2 | 0.1 | 4 | 4202 | 0.3 | 0.2 |
| JAPANESE EXPORTS TO ISRAEL | | | | | | | | | | | | | | | |
| TL | 76379 | 0.0 | 100.0 | TL | 221116 | 0.0 | 100.0 | TL | 297371 | 0.1 | 100.0 | TL | 354738 | 0.1 | 100.0 |
| M | 68918 | 0.0 | 90.2 | M | 207129 | 0.0 | 93.6 | M | 278082 | 0.1 | 93.5 | M | 334670 | 0.1 | 94.3 |
| 7 | 36444 | 0.0 | 47.7 | 7 | 130250 | 0.0 | 58.9 | 7 | 203039 | 0.1 | 68.2 | 7 | 271185 | 0.1 | 76.4 |
| 6 | 13308 | 0.0 | 17.4 | 8 | 40766 | 0.2 | 18.4 | 8 | 35866 | 0.2 | 12.0 | 8 | 34615 | 0.1 | 9.7 |
| 8 | 10124 | 0.1 | 13.2 | 6 | 23990 | 0.0 | 10.8 | 6 | 22006 | 0.0 | 7.4 | 6 | 17272 | 0.0 | 4.8 |
| 5 | 9042 | 0.1 | 11.8 | 5 | 12123 | 0.1 | 5.4 | 5 | 17171 | 0.1 | 5.7 | 9 | 17027 | 0.5 | 4.7 |
| 2 | 3670 | 0.3 | 4.8 | 9 | 8333 | 0.3 | 3.7 | 9 | 14652 | 0.7 | 4.9 | 5 | 11597 | 0.1 | 3.2 |
| 9 | 2690 | 0.2 | 3.5 | 2 | 4597 | 0.2 | 2.0 | 2 | 3939 | 0.2 | 1.3 | 2 | 2287 | 0.1 | 0.6 |
| 0 | 1102 | 0.1 | 1.4 | 0 | 1048 | 0.0 | 0.4 | 0 | 690 | 0.0 | 0.2 | 0 | 749 | 0.0 | 0.2 |
| | | | | 3 | 9 | 0.0 | 0.0 | 3 | 8 | 0.0 | 0.0 | 3 | 5 | 0.0 | 0.0 |

EC EXPORTS TO ISRAEL

| 1980 | | | | | 1985 | | | | | 1987 | | | | | 1987 | | | |
|---|---|---|---|---|---|---|---|---|---|---|---|---|---|---|---|---|---|---|
| A | B1 | C | D | E | A | B1 | C | D | E | A | B1 | C | D | E | A | B | C | D |
| 66 | 519093 | 3.7 | 21.9 | 21.9 | 66 | 659705 | 7.0 | 22.0 | 22.0 | 66 | 1284139 | 9.5 | 23.5 | 23.5 | 66722 | 1036975 | 32.5 | 19.0 |
| 78 | 208593 | 0.8 | 8.8 | 30.7 | 78 | 245431 | 0.9 | 8.2 | 30.3 | 78 | 672309 | 1.7 | 12.3 | 35.9 | 66729 | 133345 | 5.7 | 2.4 |
| 67 | 137401 | 0.8 | 5.8 | 36.5 | 74 | 174559 | 1.1 | 5.8 | 36.1 | 72 | 310113 | 1.3 | 5.7 | 41.5 | 01112 | 37290 | 5.0 | 0.7 |
| 74 | 116990 | 0.6 | 4.9 | 41.4 | 72 | 167611 | 1.0 | 5.6 | 41.7 | 74 | 266820 | 1.2 | 4.9 | 46.4 | 76491 | 36764 | 3.0 | 0.7 |
| 72 | 98762 | 0.5 | 4.2 | 45.6 | 67 | 141973 | 0.9 | 4.7 | 46.4 | 77 | 259589 | 1.3 | 4.8 | 51.2 | 72842 | 34629 | 2.4 | 0.6 |
| 65 | 89139 | 0.9 | 3.8 | 49.3 | 77 | 136771 | 1.0 | 4.6 | 51.0 | 65 | 203699 | 1.6 | 3.7 | 54.9 | 59899 | 31899 | 1.3 | 0.6 |
| 51 | 86705 | 1.1 | 3.7 | 53.0 | 65 | 125655 | 1.4 | 4.2 | 55.2 | 58 | 188508 | 1.9 | 3.5 | 58.4 | 89731 | 30338 | 0.9 | 0.6 |
| 77 | 86695 | 0.6 | 3.7 | 56.6 | 51 | 118617 | 1.3 | 4.0 | 59.2 | 89 | 177317 | 1.0 | 3.3 | 61.6 | 89399 | 28611 | 1.7 | 0.5 |
| 68 | 68970 | 1.0 | 2.9 | 59.5 | 75 | 113717 | 1.7 | 3.8 | 63.0 | 51 | 169359 | 1.4 | 3.1 | 64.7 | 54179 | 27016 | 0.7 | 0.5 |
| 76 | 68806 | 1.2 | 2.9 | 62.4 | 58 | 90363 | 1.3 | 3.0 | 66.0 | 67 | 160594 | 1.0 | 2.9 | 67.7 | 51569 | 25649 | 1.1 | 0.5 |
| 06 | 66014 | 2.5 | 2.8 | 65.2 | 89 | 89679 | 0.7 | 3.0 | 69.0 | 69 | 145620 | 1.3 | 2.7 | 70.4 | 72848 | 24572 | 1.2 | 0.5 |
| 69 | 56487 | 0.5 | 2.4 | 67.6 | 69 | 78887 | 0.9 | 2.6 | 71.6 | 75 | 116530 | 1.2 | 2.1 | 72.5 | 74522 | 24302 | 1.7 | 0.4 |
| 89 | 53989 | 0.5 | 2.3 | 69.9 | 68 | 65876 | 1.5 | 2.2 | 73.8 | 68 | 88214 | 1.6 | 1.6 | 74.1 | 67491 | 24277 | 2.2 | 0.4 |
| 58 | 50868 | 0.7 | 2.1 | 72.0 | 87 | 52167 | 0.8 | 1.7 | 75.6 | 76 | 86982 | 1.1 | 1.6 | 75.7 | 77511 | 23641 | 6.3 | 0.4 |
| 75 | 49791 | 1.2 | 2.1 | 74.1 | 76 | 51637 | 1.0 | 1.7 | 77.3 | 87 | 82696 | 0.9 | 1.5 | 77.2 | 68221 | 23455 | 4.1 | 0.4 |
| 59 | 39289 | 0.8 | 1.7 | 75.8 | 52 | 43331 | 1.1 | 1.4 | 78.7 | 64 | 76847 | 1.8 | 1.4 | 78.6 | 67271 | 22805 | 2.7 | 0.4 |
| 71 | 37549 | 0.4 | 1.6 | 77.4 | 73 | 40758 | 1.1 | 1.4 | 80.1 | | | | | | 87483 | 22397 | 0.7 | 0.4 |
| 97 | 37260 | 4.3 | 1.6 | 78.9 | 59 | 38389 | 0.8 | 1.3 | 81.4 | | | | | | 51139 | 21097 | 4.8 | 0.4 |
| 87 | 33310 | 0.7 | 1.4 | 80.3 | 64 | 37484 | 1.2 | 1.3 | 82.6 | | | | | | 58321 | 20590 | 6.2 | 0.4 |
| 73 | 29703 | 0.6 | 1.3 | 81.6 | 71 | 34542 | 0.4 | 1.2 | 83.8 | | | | | | 58311 | 19666 | 1.5 | 0.4 |
| 79 | 29142 | 0.3 | 1.2 | 82.8 | 54 | 32943 | 0.6 | 1.1 | 84.9 | | | | | | 58231 | 19081 | 2.6 | 0.4 |
| 54 | 28594 | 0.6 | 1.2 | 84.0 | | | | | | | | | | | 72722 | 19072 | 2.3 | 0.4 |
| 52 | 28396 | 0.8 | 1.2 | 85.2 | | | | | | | | | | | 72849 | 18824 | 1.2 | 0.3 |
| | | | | | | | | | | | | | | | 82192 | 18759 | 0.8 | 0.3 |
| 667 | 473473 | 6.1 | 20.0 | 20.0 | 667 | 609083 | 16.7 | 20.4 | 20.4 | 667 | 1176186 | 20.0 | 21.6 | 21.6 | 58331 | 18253 | 2.0 | 0.3 |
| 783 | 96644 | 8.2 | 4.1 | 24.0 | 781 | 125278 | 0.8 | 4.2 | 24.5 | 781 | 417053 | 1.7 | 7.6 | 29.2 | 66132 | 17397 | 2.1 | 0.3 |
| 061 | 56814 | 2.4 | 2.4 | 26.4 | 728 | 63850 | 1.2 | 2.1 | 26.7 | 583 | 123938 | 2.2 | 2.3 | 31.5 | 68422 | 16956 | 1.9 | 0.3 |
| 784 | 48655 | 0.6 | 2.1 | 28.5 | 752 | 59726 | 1.8 | 2.0 | 28.7 | 728 | 121628 | 1.5 | 2.2 | 33.7 | 87202 | 15847 | 1.1 | 0.3 |
| 674 | 47852 | 1.0 | 2.0 | 30.5 | 583 | 56697 | 1.4 | 1.9 | 30.6 | 782 | 110916 | 3.5 | 2.0 | 35.7 | 74411 | 13871 | 3.0 | 0.3 |
| 761 | 38694 | 4.6 | 1.6 | 32.1 | 759 | 51433 | 1.9 | 1.7 | 32.3 | 784 | 104928 | 1.0 | 1.9 | 37.7 | 54172 | 13870 | 2.1 | 0.3 |
| 781 | 38230 | 0.3 | 1.6 | 33.7 | 651 | 51220 | 2.3 | 1.7 | 34.0 | 651 | 79248 | 2.6 | 1.5 | 39.1 | 51389 | 13665 | 2.2 | 0.3 |
| 971 | 37260 | 4.3 | 1.6 | 35.3 | 674 | 50621 | 1.1 | 1.7 | 35.7 | 674 | 78148 | 1.5 | 1.4 | 40.6 | 85102 | 13243 | 0.4 | 0.2 |
| 728 | 36930 | 0.6 | 1.6 | 36.9 | 784 | 45916 | 0.7 | 1.5 | 37.2 | 775 | 74821 | 3.1 | 1.4 | 41.9 | 66511 | 12632 | 4.7 | 0.2 |
| 651 | 36296 | 1.4 | 1.5 | 38.4 | 744 | 44675 | 1.8 | 1.5 | 38.7 | 772 | 71941 | 1.4 | 1.3 | 43.2 | 69979 | 12503 | 1.4 | 0.2 |
| 752 | 33954 | 1.8 | 1.4 | 39.8 | 764 | 42363 | 0.9 | 1.4 | 40.1 | 724 | 68686 | 1.3 | 1.3 | 44.5 | 74991 | 12418 | 2.0 | 0.2 |
| 672 | 32310 | 2.4 | 1.4 | 41.2 | 782 | 41391 | 1.5 | 1.4 | 41.5 | 764 | 67139 | 1.0 | 1.2 | 45.7 | 72452 | 12269 | 2.6 | 0.2 |
| 749 | 31045 | 0.6 | 1.3 | 42.5 | 772 | 38680 | 1.1 | 1.3 | 42.8 | 541 | 63544 | 0.8 | 1.2 | 46.9 | 65133 | 12219 | 19.4 | 0.2 |
| 682 | 29926 | 2.0 | 1.3 | 43.8 | 749 | 36843 | 0.9 | 1.2 | 44.0 | 749 | 62560 | 1.0 | 1.1 | 48.0 | 72641 | 12114 | 0.9 | 0.2 |
| 541 | 28594 | 0.6 | 1.2 | 45.0 | 672 | 35908 | 2.1 | 1.2 | 45.2 | 752 | 59765 | 1.3 | 1.1 | 49.1 | 09809 | 12010 | 1.0 | 0.2 |
| 583 | 28582 | 0.7 | 1.2 | 46.2 | 724 | 35755 | 1.1 | 1.2 | 46.4 | 699 | 57304 | 1.6 | 1.1 | 50.2 | 68423 | 11968 | 2.4 | 0.2 |
| 673 | 28495 | 0.7 | 1.2 | 47.4 | 874 | 35525 | 0.7 | 1.2 | 47.6 | 744 | 56069 | 1.7 | 1.0 | 51.2 | 76493 | 11916 | 0.7 | 0.2 |
| 772 | 27432 | 0.7 | 1.2 | 48.5 | 741 | 34046 | 1.1 | 1.1 | 48.8 | 061 | 55737 | 4.2 | 1.0 | 52.2 | 66245 | 11791 | 1.2 | 0.2 |
| 684 | 27387 | 1.9 | 1.2 | 49.7 | 736 | 33842 | 1.1 | 1.1 | 49.9 | 582 | 55236 | 1.6 | 1.0 | 53.3 | 72812 | 11594 | 1.6 | 0.2 |
| 511 | 25937 | 1.7 | 1.1 | 50.8 | 511 | 33410 | 1.6 | 1.1 | 51.0 | | | | | | 72811 | 11434 | 4.4 | 0.2 |
| 598 | 25536 | 0.9 | 1.1 | 51.9 | 541 | 32943 | 0.6 | 1.1 | 52.1 | | | | | | 69913 | 11179 | 1.6 | 0.2 |
| 744 | 25328 | 0.8 | 1.1 | 52.9 | 514 | 30095 | 1.7 | 1.0 | 53.1 | | | | | | 72342 | 11137 | 1.0 | 0.2 |
| 874 | 24101 | 0.6 | 1.0 | 53.9 | | | | | | | | | | | 77586 | 11132 | 3.1 | 0.2 |
| 699 | 23919 | 0.8 | 1.0 | 54.9 | | | | | | | | | | | 69211 | 10798 | 6.1 | 0.2 |
| 764 | 23853 | 0.5 | 1.0 | 56.0 | | | | | | | | | | | 74422 | 10676 | 2.6 | 0.2 |
| | | | | | | | | | | | | | | | 72474 | 10669 | 1.6 | 0.2 |
| | | | | | | | | | | | | | | | 51489 | 10313 | 2.6 | 0.2 |

A: SITC Rev2 Codes; B: 000 ECU; B1: 000 US$; C: % of total EC sectoral exports; D: % of total EC bilateral exports; E: cumulative % of total EC bilateral exports; TL: total trade; M: manufactures: 5+6+7+8.

| 1980 | | | | 1985 | | | | 1987 | | | | 1988 | | | |
|---|---|---|---|---|---|---|---|---|---|---|---|---|---|---|---|
| A | B | C | D | A | B | C | D | A | B | C | D | A | B | C | D |
| EC EXPORTS TO MALAYSIA | | | | | | | | | | | | | | | |
| TL | 1020651 | 0.5 | 100.0 | TL | 1537681 | 0.4 | 100.0 | TL | 1165606 | 0.4 | 100.0 | TL | 1338993 | 0.3 | 100.0 |
| M | 890716 | 0.5 | 87.2 | M | 1360408 | 0.4 | 88.4 | M | 1031018 | 0.3 | 88.4 | M | 1163830 | 0.3 | 86.9 |
| 7 | 591342 | 0.7 | 57.9 | 7 | 752992 | 0.5 | 48.9 | 7 | 545237 | 0.4 | 46.7 | 7 | 606248 | 0.4 | 45.2 |
| 5 | 123803 | 0.5 | 12.1 | 5 | 243694 | 0.5 | 15.8 | 5 | 215920 | 0.5 | 18.5 | 5 | 241917 | 0.4 | 18.0 |
| 6 | 110258 | 0.2 | 10.8 | 6 | 240004 | 0.3 | 15.6 | 6 | 181351 | 0.3 | 15.5 | 6 | 217776 | 0.3 | 16.2 |
| 8 | 65315 | 0.3 | 6.3 | 8 | 123720 | 0.3 | 8.0 | 8 | 88514 | 0.2 | 7.5 | 8 | 97893 | 0.2 | 7.3 |
| 0 | 45860 | 0.3 | 4.4 | 0 | 60245 | 0.3 | 3.9 | 0 | 47332 | 0.3 | 4.0 | 0 | 60831 | 0.3 | 4.5 |
| 9 | 43814 | 0.9 | 4.2 | 9 | 54207 | 0.6 | 3.5 | 9 | 34096 | 0.4 | 2.9 | 1 | 41514 | 0.6 | 3.1 |
| 1 | 30839 | 0.9 | 3.0 | 1 | 40698 | 0.6 | 2.6 | 1 | 32576 | 0.6 | 2.7 | 2 | 38096 | 0.4 | 2.8 |
| 2 | 4230 | 0.1 | 0.4 | 2 | 13972 | 0.2 | 0.9 | 2 | 13901 | 0.2 | 1.1 | 9 | 23145 | 0.2 | 1.7 |
| 3 | 2932 | 0.0 | 0.2 | 3 | 6192 | 0.0 | 0.4 | 3 | 4633 | 0.0 | 0.3 | 4 | 6283 | 0.5 | 0.4 |
| 4 | 2265 | 0.2 | 0.2 | 4 | 1973 | 0.1 | 0.1 | 4 | 2057 | 0.2 | 0.1 | 3 | 5300 | 0.0 | 0.3 |
| USA EXPORTS TO MALAYSIA | | | | | | | | | | | | | | | |
| TL | 903319 | 0.5 | 100.0 | TL | 1865941 | 0.6 | 100.0 | TL | 1604705 | 0.7 | 100.0 | TL | 1732202 | 0.6 | 100.0 |
| M | 785725 | 0.7 | 86.9 | M | 1698010 | 0.9 | 91.0 | M | 1469424 | 0.9 | 91.5 | M | 1590747 | 0.8 | 91.8 |
| 7 | 638553 | 1.0 | 70.6 | 7 | 1413382 | 1.1 | 75.7 | 7 | 1237655 | 1.3 | 77.1 | 7 | 1303970 | 1.1 | 75.2 |
| 5 | 86245 | 0.5 | 9.5 | 5 | 162044 | 0.5 | 8.6 | 5 | 124461 | 0.5 | 7.7 | 5 | 149417 | 0.5 | 8.6 |
| 6 | 32637 | 0.2 | 3.6 | 6 | 69651 | 0.3 | 3.7 | 6 | 55134 | 0.3 | 3.4 | 6 | 69495 | 0.3 | 4.0 |
| 1 | 31689 | 1.6 | 3.5 | 0 | 62988 | 0.2 | 3.3 | 8 | 52175 | 0.3 | 3.2 | 8 | 67865 | 0.3 | 3.9 |
| 3 | 30046 | 0.5 | 3.3 | 8 | 52933 | 0.2 | 2.8 | 0 | 46215 | 0.2 | 2.8 | 0 | 51382 | 0.2 | 2.9 |
| 8 | 28290 | 0.2 | 3.1 | 1 | 44424 | 1.1 | 2.3 | 9 | 35654 | 0.2 | 2.2 | 9 | 40176 | 0.1 | 2.3 |
| 0 | 25715 | 0.1 | 2.8 | 9 | 28974 | 0.2 | 1.5 | 2 | 23531 | 0.1 | 1.4 | 2 | 27124 | 0.1 | 1.5 |
| 2 | 23619 | 0.1 | 2.6 | 2 | 23236 | 0.1 | 1.2 | 1 | 21498 | 0.6 | 1.3 | 1 | 18296 | 0.4 | 1.0 |
| 9 | 6474 | 0.1 | 0.7 | 3 | 7286 | 0.0 | 0.3 | 3 | 7297 | 0.1 | 0.4 | 3 | 3055 | 0.0 | 0.1 |
| 4 | 52 | 0.0 | 0.0 | 4 | 1024 | 0.0 | 0.0 | 4 | 1086 | 0.1 | 0.0 | 4 | 1422 | 0.1 | 0.0 |
| JAPANESE EXPORTS TO MALAYSIA | | | | | | | | | | | | | | | |
| TL | 1449068 | 1.5 | 100.0 | TL | 2823587 | 1.2 | 100.0 | TL | 1862990 | 0.9 | 100.0 | TL | 2582077 | 1.1 | 100.0 |
| M | 1404050 | 1.6 | 96.8 | M | 2732807 | 1.2 | 96.7 | M | 1775668 | 0.9 | 95.3 | M | 2469605 | 1.1 | 95.6 |
| 7 | 893249 | 1.6 | 61.6 | 7 | 1805585 | 1.1 | 63.9 | 7 | 1181123 | 0.8 | 63.3 | 7 | 1644563 | 1.0 | 63.6 |
| 6 | 383773 | 1.7 | 26.4 | 6 | 618905 | 1.6 | 21.9 | 6 | 363655 | 1.4 | 19.5 | 6 | 501413 | 1.6 | 19.4 |
| 5 | 87004 | 1.8 | 6.0 | 5 | 156276 | 1.5 | 5.5 | 5 | 133562 | 1.3 | 7.1 | 5 | 189964 | 1.6 | 7.3 |
| 8 | 40027 | 0.5 | 2.7 | 8 | 152043 | 0.7 | 5.3 | 8 | 97330 | 0.5 | 5.2 | 8 | 133666 | 0.7 | 5.1 |
| 0 | 18908 | 1.8 | 1.3 | 0 | 39009 | 2.5 | 1.3 | 3 | 30136 | 4.3 | 1.6 | 9 | 60621 | 1.9 | 2.3 |
| 2 | 11434 | 1.1 | 0.7 | 2 | 23158 | 1.3 | 0.8 | 9 | 23350 | 1.1 | 1.2 | 2 | 21140 | 1.3 | 0.8 |
| 9 | 10352 | 0.9 | 0.7 | 9 | 22179 | 0.9 | 0.7 | 2 | 17513 | 1.3 | 0.9 | 0 | 17253 | 1.3 | 0.6 |
| 3 | 3589 | 0.9 | 0.2 | 3 | 4535 | 0.6 | 0.1 | 0 | 15436 | 1.2 | 0.8 | 3 | 12456 | 2.2 | 0.4 |
| 4 | 396 | 0.4 | 0.0 | 4 | 1189 | 0.8 | 0.0 | 4 | 528 | 0.7 | 0.0 | 1 | 573 | 0.5 | 0.0 |
| 1 | 339 | 0.3 | 0.0 | 1 | 710 | 0.4 | 0.0 | 1 | 361 | 0.3 | 0.0 | 4 | 429 | 0.3 | 0.0 |

EC EXPORTS TO MALAYSIA

| 1980 | | | | | 1985 | | | | | 1987 | | | | | 1987 | | | | |
|---|---|---|---|---|---|---|---|---|---|---|---|---|---|---|---|---|---|---|---|
| A | B1 | C | D | E | A | B1 | C | D | E | A | B1 | C | D | E | A | B | C | D | |
| 78 | 174172 | 0.6 | 12.0 | 12.0 | 77 | 134832 | 1.0 | 11.4 | 11.4 | 77 | 204745 | 1.0 | 15.1 | 15.1 | 11242 | 26113 | 3.4 | 1.9 | |
| 77 | 146952 | 1.1 | 10.1 | 22.1 | 74 | 88265 | 0.5 | 7.4 | 18.8 | 71 | 98416 | 0.8 | 7.3 | 22.4 | 66722 | 20930 | 0.7 | 1.5 | |
| 79 | 129225 | 1.3 | 8.9 | 31.0 | 71 | 78923 | 0.9 | 6.7 | 25.5 | 74 | 92841 | 0.4 | 6.8 | 29.2 | 87483 | 17286 | 0.5 | 1.3 | |
| 72 | 126938 | 0.7 | 8.7 | 39.8 | 72 | 78672 | 0.5 | 6.6 | 32.1 | 51 | 79222 | 0.7 | 5.8 | 35.0 | 76493 | 16863 | 0.9 | 1.2 | |
| 74 | 104060 | 0.6 | 7.2 | 46.9 | 78 | 73089 | 0.3 | 6.2 | 38.3 | 67 | 75583 | 0.5 | 5.6 | 40.6 | 71491 | 16762 | 1.0 | 1.2 | |
| 76 | 60743 | 1.0 | 4.2 | 51.1 | 76 | 60390 | 1.1 | 5.1 | 43.4 | 72 | 69975 | 0.3 | 5.2 | 45.8 | 54179 | 13023 | 0.3 | 1.0 | |
| 71 | 55747 | 0.6 | 3.8 | 55.0 | 67 | 51340 | 0.3 | 4.3 | 47.7 | 78 | 59736 | 0.2 | 4.4 | 50.2 | 02243 | 12861 | 1.4 | 0.9 | |
| 95 | 41858 | 3.7 | 2.9 | 57.8 | 66 | 48875 | 0.5 | 4.1 | 51.8 | 87 | 50473 | 0.5 | 3.7 | 53.9 | 76491 | 12178 | 1.0 | 0.9 | |
| 11 | 41709 | 1.0 | 2.9 | 60.7 | 51 | 39347 | 0.4 | 3.3 | 55.1 | 66 | 48508 | 0.4 | 3.6 | 57.5 | 59899 | 11979 | 0.5 | 0.9 | |
| 69 | 37883 | 0.4 | 2.6 | 63.3 | 87 | 38342 | 0.6 | 3.2 | 58.4 | 76 | 47863 | 0.6 | 3.5 | 61.0 | 56291 | 11919 | 3.6 | 0.9 | |
| 67 | 37760 | 0.2 | 2.6 | 65.9 | 59 | 37486 | 0.8 | 3.2 | 61.5 | 59 | 38314 | 0.6 | 2.8 | 63.8 | 09809 | 11917 | 1.0 | 0.9 | |
| 87 | 36927 | 0.7 | 2.5 | 68.5 | 69 | 32282 | 0.4 | 2.7 | 64.3 | 58 | 36155 | 0.4 | 2.7 | 66.5 | 51569 | 11181 | 0.5 | 0.8 | |
| 89 | 34874 | 0.3 | 2.4 | 70.9 | 89 | 30669 | 0.3 | 2.6 | 66.8 | 11 | 35640 | 0.6 | 2.6 | 69.1 | 74522 | 9247 | 0.6 | 0.7 | |
| 58 | 32628 | 0.5 | 2.2 | 73.1 | 11 | 29888 | 0.7 | 2.5 | 69.4 | 89 | 34499 | 0.2 | 2.5 | 71.7 | 67332 | 8373 | 1.4 | 0.6 | |
| 51 | 31432 | 0.4 | 2.2 | 75.3 | 58 | 25947 | 0.4 | 2.2 | 71.6 | 69 | 28912 | 0.3 | 2.1 | 73.8 | 87202 | 8233 | 0.6 | 0.6 | |
| 59 | 27205 | 0.6 | 1.9 | 77.2 | 79 | 25756 | 0.3 | 2.2 | 73.7 | 54 | 28704 | 0.4 | 2.1 | 75.9 | 72848 | 7525 | 0.4 | 0.6 | |
| 66 | 26800 | 0.2 | 1.8 | 79.0 | 54 | 24170 | 0.5 | 2.0 | 75.8 | | | | | | 77689 | 7504 | 2.1 | 0.6 | |
| 73 | 26679 | 0.5 | 1.8 | 80.8 | 75 | 21927 | 0.3 | 1.8 | 77.6 | | | | | | 77111 | 7489 | 2.5 | 0.6 | |
| 02 | 24313 | 0.6 | 1.7 | 82.5 | 93 | 18974 | 0.3 | 1.6 | 79.2 | | | | | | 72849 | 7356 | 0.5 | 0.5 | |
| 56 | 22793 | 1.7 | 1.6 | 84.1 | 02 | 18644 | 0.7 | 1.6 | 80.8 | | | | | | 72842 | 6709 | 0.5 | 0.5 | |
| 54 | 17927 | 0.4 | 1.2 | 85.3 | 65 | 17429 | 0.2 | 1.5 | 82.3 | | | | | | 67251 | 6339 | 0.9 | 0.5 | |
| 53 | 16265 | 0.6 | 1.1 | 86.4 | 64 | 16943 | 0.6 | 1.4 | 83.7 | | | | | | 51389 | 6155 | 1.0 | 0.5 | |
| 75 | 16200 | 0.4 | 1.1 | 87.6 | 53 | 16068 | 0.6 | 1.4 | 85.0 | | | | | | 28209 | 5698 | 2.0 | 0.4 | |
| 64 | 16025 | 0.6 | 1.1 | 88.7 | 55 | 15355 | 0.6 | 1.3 | 86.3 | | | | | | 71488 | 5228 | 1.2 | 0.4 | |
| 65 | 15775 | 0.2 | 1.1 | 89.8 | 56 | 13983 | 1.4 | 1.2 | 87.5 | | | | | | 71499 | 4721 | 0.9 | 0.3 | |
| 09 | 15147 | 1.6 | 1.0 | 90.8 | 73 | 13299 | 0.4 | 1.1 | 88.6 | | | | | | 11241 | 4641 | 0.4 | 0.3 | |
| | | | | | | | | | | | | | | | 64122 | 4499 | 0.6 | 0.3 | |
| 781 | 78377 | 0.7 | 5.4 | 5.4 | 776 | 55960 | 2.9 | 4.7 | 4.7 | 776 | 102716 | 3.4 | 7.6 | 7.6 | 51131 | 4473 | 2.6 | 0.3 | |
| 792 | 71342 | 0.9 | 4.9 | 10.3 | 764 | 55782 | 1.2 | 4.7 | 9.4 | 714 | 76138 | 1.6 | 5.6 | 13.2 | 77831 | 4430 | 0.9 | 0.3 | |
| 776 | 63173 | 5.0 | 4.4 | 14.7 | 714 | 54652 | 1.7 | 4.6 | 14.0 | 764 | 45472 | 0.7 | 3.4 | 16.5 | 58331 | 4408 | 0.5 | 0.3 | |
| 784 | 54389 | 0.7 | 3.7 | 18.4 | 728 | 38127 | 0.7 | 3.2 | 17.3 | 678 | 44259 | 1.1 | 3.3 | 19.8 | 58321 | 4192 | 1.3 | 0.3 | |
| 764 | 51140 | 1.1 | 3.5 | 21.9 | 781 | 35180 | 0.2 | 3.0 | 20.2 | 772 | 39992 | 0.8 | 2.9 | 22.8 | 64121 | 4174 | 1.0 | 0.3 | |
| 951 | 41858 | 3.7 | 2.9 | 24.8 | 112 | 29798 | 0.8 | 2.5 | 22.7 | 874 | 36570 | 0.5 | 2.7 | 25.4 | 58311 | 3985 | 0.3 | 0.3 | |
| 112 | 41542 | 1.0 | 2.9 | 27.7 | 874 | 29758 | 0.6 | 2.5 | 25.2 | 112 | 35404 | 0.7 | 2.6 | 28.1 | 51372 | 3978 | 1.9 | 0.3 | |
| 728 | 37333 | 0.6 | 2.6 | 30.3 | 772 | 28336 | 0.8 | 2.4 | 27.6 | 728 | 32447 | 0.4 | 2.4 | 30.4 | 71481 | 3849 | 4.6 | 0.3 | |
| 723 | 34328 | 1.0 | 2.4 | 32.6 | 784 | 28194 | 0.4 | 2.4 | 30.0 | 511 | 31363 | 1.3 | 2.3 | 32.8 | 74511 | 3810 | 1.6 | 0.3 | |
| 713 | 31269 | 0.8 | 2.2 | 34.8 | 672 | 26490 | 1.6 | 2.2 | 32.2 | 784 | 31315 | 0.3 | 2.3 | 35.1 | 51124 | 3778 | 0.4 | 0.3 | |
| 772 | 29881 | 0.8 | 2.1 | 36.8 | 541 | 24170 | 0.5 | 2.0 | 34.3 | 541 | 28704 | 0.4 | 2.1 | 37.2 | 51489 | 3523 | 0.9 | 0.3 | |
| 874 | 29058 | 0.8 | 2.0 | 38.8 | 598 | 23363 | 0.8 | 2.0 | 36.3 | 598 | 23044 | 0.5 | 1.7 | 38.9 | 67311 | 3454 | 1.5 | 0.3 | |
| 782 | 27536 | 0.6 | 1.9 | 40.7 | 741 | 22266 | 0.7 | 1.9 | 38.1 | 583 | 22868 | 0.4 | 1.7 | 40.6 | 54172 | 3443 | 0.5 | 0.3 | |
| 793 | 24144 | 0.7 | 1.7 | 42.4 | 749 | 19038 | 0.4 | 1.6 | 39.7 | 749 | 22813 | 0.4 | 1.7 | 42.3 | 74991 | 3256 | 0.5 | 0.2 | |
| 741 | 24013 | 0.7 | 1.7 | 44.0 | 931 | 18974 | 0.3 | 1.6 | 41.3 | 667 | 22785 | 0.4 | 1.7 | 43.9 | 33451 | 3191 | 0.4 | 0.2 | |
| 749 | 23258 | 0.5 | 1.6 | 45.6 | 792 | 18972 | 0.3 | 1.6 | 42.9 | 778 | 22542 | 0.4 | 1.7 | 45.6 | 87452 | 3170 | 1.4 | 0.2 | |
| 745 | 23031 | 1.0 | 1.6 | 47.2 | 778 | 17464 | 0.5 | 1.5 | 44.4 | 745 | 19952 | 0.6 | 1.5 | 47.1 | 66232 | 3067 | 0.7 | 0.2 | |
| 562 | 22793 | 1.7 | 1.6 | 48.8 | 773 | 16225 | 1.2 | 1.4 | 45.8 | 741 | 19197 | 0.5 | 1.4 | 48.5 | 89211 | 2995 | 0.2 | 0.2 | |
| 583 | 21858 | 0.5 | 1.5 | 50.3 | 583 | 16209 | 0.4 | 1.4 | 47.1 | 641 | 18391 | 0.6 | 1.4 | 49.8 | 69979 | 2965 | 0.3 | 0.2 | |
| 778 | 18924 | 0.6 | 1.3 | 51.6 | 745 | 16002 | 0.7 | 1.4 | 48.5 | 513 | 17934 | 0.9 | 1.3 | 51.2 | 27899 | 2957 | 4.7 | 0.2 | |
| 722 | 18457 | 0.9 | 1.3 | 52.9 | 022 | 14648 | 1.0 | 1.2 | 49.7 | 781 | 16886 | 0.1 | 1.2 | 52.4 | 77511 | 2935 | 0.8 | 0.2 | |
| 598 | 18081 | 0.6 | 1.2 | 54.1 | 562 | 13983 | 1.4 | 1.2 | 50.9 | | | | | | 89399 | 2929 | 0.2 | 0.2 | |
| 541 | 17927 | 0.4 | 1.2 | 55.4 | 743 | 13465 | 0.5 | 1.1 | 52.0 | | | | | | 77832 | 2927 | 0.8 | 0.2 | |
| 773 | 17845 | 1.0 | 1.2 | 56.6 | 641 | 12765 | 0.6 | 1.1 | 53.1 | | | | | | 54164 | 2904 | 1.3 | 0.2 | |

A: SITC Rev2 Codes; B: 000 ECU; B1: 000 US$; C: % of total EC sectoral exports; D: % of total EC bilateral exports; E: cumulative % of total EC bilateral exports; TL: total trade; M: manufactures: 5+6+7+8.

| 1980 | | | | 1985 | | | | 1987 | | | | 1988 | | | |
|---|---|---|---|---|---|---|---|---|---|---|---|---|---|---|---|
| A | B | C | D | A | B | C | D | A | B | C | D | A | B | C | D |
| EC EXPORTS TO MEXICO | | | | | | | | | | | | | | | |
| TL | 2427374 | 1.1 | 100.0 | TL | 2713190 | 0.7 | 100.0 | TL | 1823743 | 0.5 | 100.0 | TL | 2231803 | 0.6 | 100.0 |
| M | 2231437 | 1.2 | 91.9 | M | 2577261 | 0.8 | 94.9 | M | 1689351 | 0.5 | 92.6 | M | 2014683 | 0.6 | 90.2 |
| 7 | 1418511 | 1.7 | 58.4 | 7 | 1602213 | 1.1 | 59.0 | 7 | 1084502 | 0.8 | 59.4 | 7 | 1266267 | 0.8 | 56.7 |
| 6 | 411633 | 0.9 | 16.9 | 5 | 467270 | 1.0 | 17.2 | 5 | 280379 | 0.6 | 15.3 | 5 | 315670 | 0.6 | 14.1 |
| 5 | 239332 | 1.0 | 9.8 | 6 | 351321 | 0.5 | 12.9 | 6 | 193643 | 0.3 | 10.6 | 6 | 308802 | 0.4 | 13.8 |
| 8 | 161969 | 0.8 | 6.6 | 8 | 156468 | 0.3 | 5.7 | 8 | 130839 | 0.3 | 7.1 | 8 | 123953 | 0.2 | 5.5 |
| 0 | 86187 | 0.6 | 3.5 | 0 | 60640 | 0.3 | 2.2 | 0 | 65579 | 0.4 | 3.5 | 0 | 103648 | 0.5 | 4.6 |
| 1 | 48834 | 1.4 | 2.0 | 9 | 45112 | 0.5 | 1.6 | 9 | 27621 | 0.3 | 1.5 | 9 | 41153 | 0.4 | 1.8 |
| 9 | 23337 | 0.5 | 0.9 | 2 | 18928 | 0.3 | 0.6 | 1 | 19155 | 0.3 | 1.0 | 1 | 40637 | 0.6 | 1.8 |
| 3 | 18834 | 0.2 | 0.7 | 1 | 7653 | 0.1 | 0.2 | 2 | 12032 | 0.2 | 0.6 | 2 | 15669 | 0.2 | 0.7 |
| 2 | 17693 | 0.4 | 0.7 | 3 | 2928 | 0.0 | 0.1 | 3 | 6593 | 0.1 | 0.3 | 4 | 12516 | 1.0 | 0.5 |
| 4 | 1066 | 0.1 | 0.0 | 4 | 690 | 0.0 | 0.0 | 4 | 3423 | 0.3 | 0.1 | 3 | 3509 | 0.0 | 0.1 |
| USA EXPORTS TO MEXICO | | | | | | | | | | | | | | | |
| TL | 10463503 | 6.8 | 100.0 | TL | 16674951 | 6.2 | 100.0 | TL | 12076684 | 5.7 | 100.0 | TL | 16751623 | 6.4 | 100.0 |
| M | 7677170 | 7.5 | 73.3 | M | 12852783 | 6.8 | 77.0 | M | 9602405 | 6.4 | 79.5 | M | 13035116 | 7.1 | 77.8 |
| 7 | 4606842 | 7.7 | 44.0 | 7 | 8149816 | 6.6 | 48.8 | 7 | 5989495 | 6.3 | 49.5 | 7 | 8081305 | 7.0 | 48.2 |
| 6 | 1456463 | 9.1 | 13.9 | 5 | 1775379 | 6.4 | 10.6 | 6 | 1374005 | 9.0 | 11.3 | 6 | 2012897 | 10.0 | 12.0 |
| 0 | 1339678 | 6.8 | 12.8 | 6 | 1768414 | 9.4 | 10.6 | 5 | 1156393 | 5.2 | 9.5 | 8 | 1525077 | 7.3 | 9.1 |
| 5 | 1007829 | 6.9 | 9.6 | 2 | 1276031 | 5.8 | 7.6 | 8 | 1082510 | 6.4 | 8.9 | 5 | 1415836 | 5.3 | 8.4 |
| 2 | 758062 | 4.5 | 7.2 | 8 | 1159172 | 5.8 | 6.9 | 2 | 889255 | 5.0 | 7.3 | 0 | 1254818 | 5.6 | 7.4 |
| 8 | 606035 | 5.2 | 5.7 | 0 | 1093406 | 4.4 | 6.5 | 0 | 572735 | 3.5 | 4.7 | 2 | 1233952 | 5.7 | 7.3 |
| 9 | 376685 | 6.3 | 3.5 | 3 | 742808 | 5.7 | 4.4 | 9 | 484487 | 2.7 | 4.0 | 9 | 713194 | 2.9 | 4.2 |
| 3 | 242996 | 4.3 | 2.3 | 9 | 562040 | 3.9 | 3.3 | 3 | 440567 | 6.6 | 3.6 | 3 | 386443 | 5.5 | 2.3 |
| 4 | 67064 | 4.8 | 0.6 | 4 | 145584 | 7.6 | 0.8 | 4 | 83346 | 9.3 | 0.6 | 4 | 116425 | 9.0 | 0.6 |
| 1 | 1849 | 0.0 | 0.0 | 1 | 2301 | 0.0 | 0.0 | 1 | 3891 | 0.1 | 0.0 | 1 | 11699 | 0.3 | 0.0 |
| JAPANESE EXPORTS TO MEXICO | | | | | | | | | | | | | | | |
| TL | 860235 | 0.9 | 100.0 | TL | 1289436 | 0.5 | 100.0 | TL | 1193555 | 0.6 | 100.0 | TL | 1495368 | 0.6 | 100.0 |
| M | 855182 | 0.9 | 99.4 | M | 1272659 | 0.5 | 98.6 | M | 1180765 | 0.6 | 98.9 | M | 1482214 | 0.6 | 99.1 |
| 7 | 480133 | 0.9 | 55.8 | 7 | 983091 | 0.6 | 76.2 | 7 | 986350 | 0.7 | 82.6 | 7 | 1143079 | 0.7 | 76.4 |
| 6 | 288702 | 1.3 | 33.5 | 6 | 189044 | 0.5 | 14.6 | 6 | 115178 | 0.4 | 9.6 | 6 | 198465 | 0.6 | 13.2 |
| 8 | 54374 | 0.7 | 6.3 | 8 | 62175 | 0.3 | 4.8 | 8 | 46298 | 0.2 | 3.8 | 8 | 103196 | 0.5 | 6.9 |
| 5 | 31974 | 0.6 | 3.7 | 5 | 38350 | 0.3 | 2.9 | 5 | 32941 | 0.3 | 2.7 | 5 | 37475 | 0.3 | 2.5 |
| 9 | 1471 | 0.1 | 0.1 | 9 | 9911 | 0.4 | 0.7 | 9 | 10429 | 0.5 | 0.8 | 9 | 10215 | 0.3 | 0.6 |
| 2 | 1444 | 0.1 | 0.1 | 2 | 3781 | 0.2 | 0.2 | 2 | 1036 | 0.0 | 0.0 | 2 | 1572 | 0.0 | 0.1 |
| 1 | 123 | 0.1 | 0.0 | 3 | 2721 | 0.3 | 0.2 | 3 | 676 | 0.0 | 0.0 | 0 | 878 | 0.0 | 0.0 |
| 3 | 1436 | 0.3 | 0.1 | 0 | 193 | 0.0 | 0.0 | 0 | 632 | 0.0 | 0.0 | 3 | 468 | 0.0 | 0.0 |
| 0 | 575 | 0.0 | 0.0 | 4 | 91 | 0.0 | 0.0 | 4 | 10 | 0.0 | 0.0 | 4 | 11 | 0.0 | 0.0 |
| 4 | 4 | 0.0 | 0.0 | 1 | 79 | 0.0 | 0.0 | 1 | 6 | 0.0 | 0.0 | 1 | 10 | 0.0 | 0.0 |

EC EXPORTS TO MEXICO

| 1980 | | | | | 1985 | | | | | 1987 | | | | | 1987 | | | |
|---|---|---|---|---|---|---|---|---|---|---|---|---|---|---|---|---|---|---|
| A | B1 | C | D | E | A | B1 | C | D | E | A | B1 | C | D | E | A | B | C | D |
| 72 | 499408 | 2.6 | 14.5 | 14.5 | 78 | 340663 | 1.3 | 16.3 | 16.3 | 73 | 255441 | 4.2 | 12.0 | 12.0 | 73721 | 145744 | 45.1 | 6.9 |
| 78 | 412572 | 1.5 | 12.0 | 26.4 | 72 | 259997 | 1.6 | 12.4 | 28.7 | 78 | 241884 | 0.6 | 11.4 | 23.4 | 51569 | 65291 | 2.8 | 3.1 |
| 67 | 367322 | 2.2 | 10.6 | 37.1 | 67 | 180389 | 1.1 | 8.6 | 37.3 | 72 | 205605 | 0.8 | 9.7 | 33.1 | 76491 | 45158 | 3.7 | 2.1 |
| 74 | 271842 | 1.5 | 7.9 | 44.9 | 51 | 166532 | 1.8 | 8.0 | 45.3 | 51 | 160723 | 1.4 | 7.6 | 40.7 | 02242 | 44229 | 10.3 | 2.1 |
| 73 | 217426 | 4.1 | 6.3 | 51.2 | 74 | 138018 | 0.8 | 6.6 | 51.9 | 74 | 155791 | 0.7 | 7.3 | 48.0 | 79382 | 34329 | 23.2 | 1.6 |
| 79 | 169683 | 1.6 | 4.9 | 56.1 | 76 | 107882 | 2.0 | 5.2 | 57.0 | 67 | 122344 | 0.8 | 5.8 | 53.8 | 87483 | 33509 | 1.0 | 1.6 |
| 71 | 157814 | 1.6 | 4.6 | 60.7 | 71 | 95388 | 1.0 | 4.6 | 61.6 | 77 | 88624 | 0.4 | 4.2 | 58.0 | 73711 | 31958 | 24.7 | 1.5 |
| 77 | 151574 | 1.1 | 4.4 | 65.1 | 77 | 92923 | 0.7 | 4.4 | 66.0 | 71 | 87862 | 0.7 | 4.1 | 62.1 | 79323 | 26531 | 3.6 | 1.3 |
| 51 | 147042 | 1.9 | 4.3 | 69.4 | 79 | 88879 | 1.0 | 4.2 | 70.3 | 76 | 85309 | 1.1 | 4.0 | 66.1 | 67461 | 24669 | 1.5 | 1.2 |
| 89 | 125617 | 1.2 | 3.6 | 73.0 | 73 | 77635 | 2.1 | 3.7 | 74.0 | 79 | 84867 | 0.7 | 4.0 | 70.1 | 73729 | 22889 | 7.2 | 1.1 |
| 02 | 97891 | 2.5 | 2.8 | 75.8 | 89 | 65492 | 0.5 | 3.1 | 77.1 | 87 | 75756 | 0.8 | 3.6 | 73.7 | 72849 | 19137 | 1.2 | 0.9 |
| 69 | 87857 | 0.8 | 2.5 | 78.4 | 58 | 61972 | 0.9 | 3.0 | 80.1 | 54 | 65960 | 0.8 | 3.1 | 76.8 | 67274 | 19005 | 8.8 | 0.9 |
| 11 | 69287 | 1.6 | 2.0 | 80.4 | 54 | 50753 | 1.0 | 2.4 | 82.5 | 02 | 57420 | 1.7 | 2.7 | 79.5 | 89211 | 18136 | 1.1 | 0.9 |
| 76 | 52845 | 0.9 | 1.5 | 81.9 | 59 | 43287 | 0.9 | 2.1 | 84.6 | 89 | 55063 | 0.3 | 2.6 | 82.1 | 72722 | 17979 | 2.2 | 0.8 |
| 87 | 52611 | 1.0 | 1.5 | 83.4 | 87 | 38482 | 0.6 | 1.8 | 86.4 | 75 | 39101 | 0.4 | 1.8 | 84.0 | 74522 | 17382 | 1.2 | 0.8 |
| 75 | 52561 | 1.3 | 1.5 | 85.0 | 02 | 36910 | 1.3 | 1.8 | 88.2 | 69 | 38692 | 0.4 | 1.8 | 85.8 | 72848 | 17179 | 0.8 | 0.8 |
| 59 | 52051 | 1.1 | 1.5 | 86.5 | 69 | 31189 | 0.4 | 1.5 | 89.7 | | | | | | 72442 | 16856 | 3.7 | 0.8 |
| 54 | 51138 | 1.0 | 1.5 | 88.0 | 75 | 30732 | 0.5 | 1.5 | 91.2 | | | | | | 87202 | 15719 | 1.1 | 0.7 |
| 58 | 46932 | 0.7 | 1.4 | 89.3 | | | | | | | | | | | 72443 | 14117 | 1.8 | 0.7 |
| 66 | 38544 | 0.3 | 1.1 | 90.4 | | | | | | | | | | | 74132 | 13170 | 3.1 | 0.6 |
| 88 | 35810 | 1.1 | 1.0 | 91.5 | | | | | | | | | | | 76493 | 12450 | 0.7 | 0.6 |
| | | | | | | | | | | | | | | | 54179 | 11006 | 0.3 | 0.5 |
| 784 | 335933 | 4.1 | 9.7 | 9.7 | 784 | 313459 | 4.5 | 15.0 | 15.0 | 784 | 224340 | 2.2 | 10.6 | 10.6 | 74991 | 10967 | 1.7 | 0.5 |
| 724 | 214452 | 6.2 | 6.2 | 15.9 | 764 | 105863 | 2.3 | 5.1 | 20.0 | 737 | 208422 | 14.1 | 9.8 | 20.4 | 72842 | 10303 | 0.7 | 0.5 |
| 736 | 179737 | 4.2 | 5.2 | 21.1 | 724 | 90490 | 2.9 | 4.3 | 24.4 | 764 | 82843 | 1.3 | 3.9 | 24.3 | 72452 | 10122 | 2.1 | 0.5 |
| 793 | 150421 | 4.5 | 4.4 | 25.5 | 728 | 85639 | 1.6 | 4.1 | 28.5 | 515 | 82746 | 2.6 | 3.9 | 28.2 | 69541 | 10037 | 1.1 | 0.5 |
| 728 | 147277 | 2.5 | 4.3 | 29.8 | 713 | 69490 | 2.3 | 3.3 | 31.8 | 724 | 75987 | 1.4 | 3.6 | 31.8 | 59899 | 9505 | 0.4 | 0.4 |
| 674 | 139259 | 3.0 | 4.0 | 33.8 | 515 | 63715 | 3.0 | 3.0 | 34.8 | 728 | 72768 | 0.9 | 3.4 | 35.2 | 54131 | 9246 | 2.8 | 0.4 |
| 713 | 114764 | 3.0 | 3.3 | 37.1 | 672 | 61445 | 3.6 | 2.9 | 37.8 | 541 | 65960 | 0.8 | 3.1 | 38.3 | 11241 | 8978 | 0.8 | 0.4 |
| 678 | 96360 | 2.1 | 2.8 | 39.9 | 736 | 57448 | 1.9 | 2.7 | 40.5 | 793 | 60780 | 1.0 | 2.9 | 41.2 | 11212 | 8641 | 0.4 | 0.4 |
| 892 | 86108 | 3.1 | 2.5 | 42.4 | 541 | 50753 | 1.0 | 2.4 | 42.9 | 874 | 54969 | 0.8 | 2.6 | 43.8 | 79199 | 8611 | 1.8 | 0.4 |
| 749 | 75860 | 1.5 | 2.2 | 44.6 | 749 | 49710 | 1.1 | 2.4 | 45.3 | 674 | 54946 | 1.1 | 2.6 | 46.4 | 75919 | 8467 | 2.5 | 0.4 |
| 112 | 69202 | 1.7 | 2.0 | 46.6 | 674 | 45081 | 1.0 | 2.2 | 47.5 | 022 | 52823 | 2.9 | 2.5 | 48.8 | 73628 | 8183 | 2.2 | 0.4 |
| 022 | 65215 | 3.2 | 1.9 | 48.5 | 583 | 43890 | 1.1 | 2.1 | 49.6 | 736 | 47019 | 1.0 | 2.2 | 51.1 | 72449 | 8051 | 1.7 | 0.4 |
| 781 | 63654 | 0.5 | 1.8 | 50.4 | 511 | 41483 | 2.0 | 2.0 | 51.5 | 749 | 40986 | 0.7 | 1.9 | 53.0 | 67501 | 7319 | 1.4 | 0.3 |
| 741 | 62163 | 1.7 | 1.8 | 52.2 | 772 | 40068 | 1.1 | 1.9 | 53.5 | 741 | 37126 | 0.9 | 1.7 | 54.7 | 72641 | 7316 | 0.6 | 0.3 |
| 673 | 56956 | 1.4 | 1.7 | 53.8 | 892 | 38565 | 1.5 | 1.8 | 55.3 | 514 | 34320 | 1.5 | 1.6 | 56.4 | 02243 | 6753 | 0.8 | 0.3 |
| 515 | 54528 | 3.1 | 1.6 | 55.4 | 514 | 32646 | 1.8 | 1.6 | 56.9 | 712 | 30641 | 7.9 | 1.4 | 57.8 | 73619 | 6645 | 1.1 | 0.3 |
| 541 | 51138 | 1.0 | 1.5 | 56.9 | 598 | 29324 | 1.0 | 1.4 | 58.3 | 772 | 29639 | 0.6 | 1.4 | 59.2 | 54139 | 6406 | 1.4 | 0.3 |
| 778 | 48023 | 1.4 | 1.4 | 58.3 | 874 | 28106 | 0.6 | 1.3 | 59.6 | 713 | 29355 | 0.7 | 1.4 | 60.6 | 72832 | 6277 | 4.3 | 0.3 |
| 764 | 47124 | 1.0 | 1.4 | 59.6 | 793 | 28078 | 1.2 | 1.3 | 61.0 | 745 | 26904 | 0.8 | 1.3 | 61.9 | 67491 | 6193 | 0.6 | 0.3 |
| 772 | 44369 | 1.1 | 1.3 | 60.9 | 022 | 26627 | 1.8 | 1.3 | 62.2 | 672 | 25775 | 1.4 | 1.2 | 63.1 | 67271 | 6167 | 0.7 | 0.3 |
| 598 | 42868 | 1.5 | 1.2 | 62.1 | 778 | 23948 | 0.7 | 1.1 | 63.4 | 892 | 25033 | 0.7 | 1.2 | 64.2 | 74428 | 6155 | 0.7 | 0.3 |
| 744 | 42661 | 1.4 | 1.2 | 63.4 | 745 | 23056 | 1.0 | 1.1 | 64.5 | | | | | | | | | |
| 745 | 39106 | 1.8 | 1.1 | 64.5 | 676 | 22101 | 10.1 | 1.1 | 65.5 | | | | | | | | | |
| 874 | 39036 | 1.0 | 1.1 | 65.6 | 741 | 21588 | 0.7 | 1.0 | 66.6 | | | | | | | | | |
| 672 | 37913 | 2.9 | 1.1 | 66.7 | 759 | 21074 | 0.8 | 1.0 | 67.6 | | | | | | | | | |
| 737 | 37689 | 3.6 | 1.1 | 67.8 | | | | | | | | | | | | | | |
| 514 | 36140 | 2.5 | 1.0 | 68.9 | | | | | | | | | | | | | | |
| 743 | 35944 | 1.3 | 1.0 | 69.9 | | | | | | | | | | | | | | |

A: SITC Rev2 Codes; B: 000 ECU; B1: 000 US$; C: % of total EC sectoral exports; D: % of total EC bilateral exports; E: cumulative % of total EC bilateral exports; TL: total trade; M: manufactures: 5+6+7+8.

| 1980 | | | | 1985 | | | | 1987 | | | | 1988 | | | |
|---|---|---|---|---|---|---|---|---|---|---|---|---|---|---|---|
| A | B | C | D | A | B | C | D | A | B | C | D | A | B | C | D |
| EC EXPORTS TO THE PHILIPPINES | | | | | | | | | | | | | | | |
| TL | 578177 | 0.3 | 100.0 | TL | 625147 | 0.2 | 100.0 | TL | 807585 | 0.2 | 100.0 | TL | 887204 | 0.2 | 100.0 |
| M | 513362 | 0.2 | 88.7 | M | 528680 | 0.1 | 84.5 | M | 686395 | 0.2 | 84.9 | M | 766151 | 0.2 | 86.3 |
| 7 | 347729 | 0.4 | 60.1 | 7 | 273082 | 0.2 | 43.6 | 7 | 384840 | 0.3 | 47.6 | 7 | 436001 | 0.3 | 49.1 |
| 5 | 87928 | 0.4 | 15.2 | 5 | 143136 | 0.3 | 22.8 | 5 | 172944 | 0.4 | 21.4 | 5 | 170201 | 0.3 | 19.1 |
| 6 | 50457 | 0.1 | 8.7 | 6 | 65636 | 0.1 | 10.4 | 0 | 84152 | 0.5 | 10.4 | 6 | 95490 | 0.1 | 10.7 |
| 0 | 34041 | 0.2 | 5.8 | 0 | 57378 | 0.3 | 9.1 | 6 | 73981 | 0.1 | 9.1 | 0 | 80481 | 0.4 | 9.0 |
| 8 | 27247 | 0.1 | 4.7 | 8 | 46826 | 0.1 | 7.4 | 8 | 54631 | 0.1 | 6.7 | 8 | 64459 | 0.1 | 7.2 |
| 9 | 11893 | 0.2 | 2.0 | 9 | 19216 | 0.2 | 3.0 | 1 | 13485 | 0.2 | 1.6 | 1 | 14298 | 0.2 | 1.6 |
| 1 | 7418 | 0.2 | 1.2 | 1 | 10285 | 0.2 | 1.6 | 9 | 10208 | 0.1 | 1.2 | 2 | 13654 | 0.1 | 1.5 |
| 2 | 5503 | 0.1 | 0.9 | 2 | 5479 | 0.1 | 0.8 | 2 | 9452 | 0.1 | 1.1 | 9 | 8552 | 0.0 | 0.9 |
| 3 | 3650 | 0.0 | 0.6 | 3 | 2998 | 0.0 | 0.4 | 3 | 2781 | 0.0 | 0.3 | 3 | 2838 | 0.0 | 0.3 |
| 4 | 2311 | 0.2 | 0.3 | 4 | 1113 | 0.1 | 0.1 | 4 | 1114 | 0.1 | 0.1 | 4 | 1233 | 0.1 | 0.1 |
| USA EXPORTS TO THE PHILIPPINES | | | | | | | | | | | | | | | |
| TL | 1389256 | 0.9 | 100.0 | TL | 1756123 | 0.6 | 100.0 | TL | 1349566 | 0.6 | 100.0 | TL | 1531742 | 0.5 | 100.0 |
| M | 1110324 | 1.0 | 79.9 | M | 1311338 | 0.6 | 74.6 | M | 1041914 | 0.7 | 77.2 | M | 1139542 | 0.6 | 74.3 |
| 7 | 802881 | 1.3 | 57.7 | 7 | 934027 | 0.7 | 53.1 | 7 | 676938 | 0.7 | 50.1 | 7 | 743492 | 0.6 | 48.5 |
| 0 | 155358 | 0.7 | 11.1 | 0 | 284659 | 1.1 | 16.2 | 0 | 154094 | 0.9 | 11.4 | 0 | 233070 | 1.0 | 15.2 |
| 5 | 132706 | 0.9 | 9.5 | 5 | 152222 | 0.5 | 8.6 | 5 | 150063 | 0.6 | 11.1 | 5 | 157975 | 0.5 | 10.3 |
| 6 | 114767 | 0.7 | 8.2 | 6 | 130837 | 0.7 | 7.4 | 6 | 142270 | 0.9 | 10.5 | 6 | 154539 | 0.7 | 10.0 |
| 2 | 75472 | 0.4 | 5.4 | 8 | 94252 | 0.4 | 5.3 | 8 | 72644 | 0.4 | 5.3 | 8 | 83538 | 0.4 | 5.4 |
| 8 | 59971 | 0.5 | 4.3 | 1 | 55184 | 1.4 | 3.1 | 2 | 67585 | 0.3 | 5.0 | 2 | 69098 | 0.3 | 4.5 |
| 1 | 21492 | 1.1 | 1.5 | 2 | 49918 | 0.2 | 2.8 | 9 | 46185 | 0.2 | 3.4 | 9 | 49556 | 0.2 | 3.2 |
| 3 | 11875 | 0.2 | 0.8 | 9 | 32003 | 0.2 | 1.8 | 1 | 30711 | 0.9 | 2.2 | 1 | 23382 | 0.6 | 1.5 |
| 9 | 10193 | 0.1 | 0.7 | 3 | 17140 | 0.1 | 0.9 | 3 | 5497 | 0.0 | 0.4 | 3 | 11179 | 0.1 | 0.7 |
| 4 | 4541 | 0.3 | 0.3 | 4 | 5884 | 0.3 | 0.3 | 4 | 3580 | 0.4 | 0.2 | 4 | 5916 | 0.4 | 0.3 |
| JAPANESE EXPORTS TO THE PHILIPPINES | | | | | | | | | | | | | | | |
| TL | 1183594 | 1.2 | 100.0 | TL | 1216359 | 0.5 | 100.0 | TL | 1215758 | 0.6 | 100.0 | TL | 1467963 | 0.6 | 100.0 |
| M | 1113728 | 1.2 | 94.0 | M | 1136025 | 0.5 | 93.3 | M | 1124831 | 0.5 | 92.5 | M | 1355917 | 0.6 | 92.3 |
| 7 | 564438 | 1.0 | 47.6 | 7 | 572742 | 0.3 | 47.0 | 7 | 580811 | 0.4 | 47.7 | 7 | 763157 | 0.4 | 51.9 |
| 6 | 368771 | 1.6 | 31.1 | 6 | 355984 | 0.9 | 29.2 | 6 | 336116 | 1.2 | 27.6 | 6 | 361862 | 1.2 | 24.6 |
| 5 | 124583 | 2.6 | 10.5 | 5 | 132542 | 1.3 | 10.8 | 5 | 152661 | 1.5 | 12.5 | 5 | 156275 | 1.3 | 10.6 |
| 8 | 55937 | 0.7 | 4.7 | 8 | 74758 | 0.3 | 6.1 | 8 | 55245 | 0.3 | 4.5 | 8 | 74624 | 0.3 | 5.0 |
| 2 | 24833 | 2.4 | 2.0 | 2 | 34242 | 1.9 | 2.8 | 2 | 31247 | 2.3 | 2.5 | 0 | 43874 | 3.4 | 2.9 |
| 0 | 20664 | 2.0 | 1.7 | 9 | 17235 | 0.7 | 1.4 | 0 | 19952 | 1.6 | 1.6 | 2 | 36098 | 2.2 | 2.4 |
| 3 | 11560 | 3.1 | 0.9 | 3 | 15727 | 2.1 | 1.2 | 3 | 19453 | 2.7 | 1.6 | 3 | 16282 | 2.9 | 1.1 |
| 9 | 11546 | 1.0 | 0.9 | 0 | 7509 | 0.4 | 0.6 | 9 | 14097 | 0.6 | 1.1 | 9 | 15132 | 0.4 | 1.0 |
| 4 | 1150 | 1.4 | 0.0 | 4 | 3195 | 2.2 | 0.2 | 1 | 5690 | 5.4 | 0.4 | 1 | 382 | 0.3 | 0.0 |
| 1 | 113 | 0.1 | 0.0 | 1 | 2425 | 1.6 | 0.1 | 4 | 489 | 0.6 | 0.0 | 4 | 279 | 0.2 | 0.0 |

EC EXPORTS TO THE PHILIPPINES

| 1980 | | | | | 1985 | | | | | 1987 | | | | | 1987 | | | |
|---|---|---|---|---|---|---|---|---|---|---|---|---|---|---|---|---|---|---|
| A | B1 | C | D | E | A | B1 | C | D | E | A | B1 | C | D | E | A | B | C | D |
| 72 | 87390 | 0.5 | 10.6 | 10.6 | 77 | 84297 | 0.6 | 17.5 | 17.5 | 77 | 170267 | 0.9 | 18.1 | 18.1 | 71491 | 47220 | 2.7 | 5.0 |
| 76 | 84373 | 1.4 | 10.3 | 20.9 | 71 | 39522 | 0.4 | 8.2 | 25.7 | 71 | 117707 | 0.9 | 12.5 | 30.6 | 02243 | 35858 | 4.0 | 3.8 |
| 77 | 72305 | 0.5 | 8.8 | 29.7 | 51 | 26056 | 0.3 | 5.4 | 31.1 | 02 | 59443 | 1.8 | 6.3 | 37.0 | 54179 | 17861 | 0.5 | 1.9 |
| 79 | 70499 | 0.7 | 8.6 | 38.3 | 02 | 23646 | 0.8 | 4.9 | 36.0 | 72 | 59295 | 0.2 | 6.3 | 43.3 | 51569 | 16212 | 0.7 | 1.7 |
| 74 | 59044 | 0.3 | 7.2 | 45.4 | 72 | 22104 | 0.1 | 4.6 | 40.6 | 51 | 51755 | 0.4 | 5.5 | 48.8 | 88529 | 14467 | 7.8 | 1.5 |
| 71 | 58933 | 0.6 | 7.2 | 52.6 | 54 | 21237 | 0.4 | 4.4 | 45.0 | 54 | 39412 | 0.5 | 4.2 | 53.0 | 09809 | 10938 | 0.9 | 1.2 |
| 78 | 45710 | 0.2 | 5.6 | 58.2 | 59 | 20399 | 0.4 | 4.2 | 49.2 | 79 | 37508 | 0.3 | 4.0 | 57.0 | 02249 | 9310 | 2.6 | 1.0 |
| 51 | 36573 | 0.5 | 4.4 | 62.6 | 74 | 20156 | 0.1 | 4.2 | 53.4 | 59 | 33227 | 0.5 | 3.5 | 60.5 | 02242 | 9077 | 2.1 | 1.0 |
| 02 | 36155 | 0.9 | 4.4 | 67.0 | 88 | 17808 | 0.6 | 3.7 | 57.1 | 74 | 32735 | 0.1 | 3.5 | 64.0 | 59899 | 8429 | 0.4 | 0.9 |
| 69 | 20698 | 0.2 | 2.5 | 69.5 | 79 | 13565 | 0.2 | 2.8 | 59.9 | 88 | 26048 | 0.6 | 2.8 | 66.8 | 11241 | 7093 | 0.6 | 0.8 |
| 54 | 17241 | 0.4 | 2.1 | 71.6 | 65 | 13210 | 0.2 | 2.7 | 62.6 | 58 | 23284 | 0.2 | 2.5 | 69.2 | 72443 | 6946 | 0.9 | 0.7 |
| 59 | 16685 | 0.4 | 2.0 | 73.6 | 52 | 12482 | 0.3 | 2.6 | 65.2 | 65 | 21956 | 0.2 | 2.3 | 71.6 | 77689 | 6861 | 2.0 | 0.7 |
| 58 | 16612 | 0.2 | 2.0 | 75.7 | 58 | 10142 | 0.2 | 2.1 | 67.3 | 53 | 21606 | 0.5 | 2.3 | 73.9 | 72641 | 6622 | 0.5 | 0.7 |
| 89 | 15556 | 0.2 | 1.9 | 77.6 | 78 | 10006 | 0.0 | 2.1 | 69.4 | 89 | 18590 | 0.1 | 2.0 | 75.9 | 72848 | 5140 | 0.2 | 0.5 |
| 53 | 14365 | 0.5 | 1.7 | 79.3 | 89 | 9177 | 0.1 | 1.9 | 71.3 | 52 | 16721 | 0.4 | 1.8 | 77.6 | 51124 | 4709 | 0.5 | 0.5 |
| 65 | 10831 | 0.1 | 1.3 | 80.6 | 69 | 9038 | 0.1 | 1.9 | 73.2 | 78 | 14413 | 0.0 | 1.5 | 79.2 | 11242 | 4696 | 0.6 | 0.5 |
| 67 | 10754 | 0.1 | 1.3 | 81.9 | 04 | 8986 | 0.2 | 1.9 | 75.1 | | | | | | 65605 | 4649 | 6.2 | 0.5 |
| 87 | 10697 | 0.2 | 1.3 | 83.2 | 75 | 8564 | 0.1 | 1.8 | 76.8 | | | | | | 72849 | 4551 | 0.3 | 0.5 |
| 11 | 10253 | 0.2 | 1.2 | 84.5 | 76 | 8368 | 0.2 | 1.7 | 78.6 | | | | | | 87483 | 3752 | 0.1 | 0.4 |
| 66 | 9085 | 0.1 | 1.1 | 85.6 | 55 | 8111 | 0.3 | 1.7 | 80.3 | | | | | | 04601 | 3676 | 0.9 | 0.4 |
| 75 | 9022 | 0.2 | 1.1 | 86.7 | 64 | 7371 | 0.2 | 1.5 | 81.8 | | | | | | 01112 | 3582 | 0.5 | 0.4 |
| 55 | 9014 | 0.3 | 1.1 | 87.8 | 53 | 7318 | 0.3 | 1.5 | 83.3 | | | | | | 58321 | 3486 | 1.1 | 0.4 |
| 64 | 8876 | 0.4 | 1.1 | 88.9 | 11 | 7272 | 0.2 | 1.5 | 84.8 | | | | | | 72449 | 3418 | 0.7 | 0.4 |
| 88 | 8256 | 0.3 | 1.0 | 89.9 | 96 | 7056 | 7.8 | 1.5 | 86.3 | | | | | | 54164 | 3411 | 1.6 | 0.4 |
| | | | | | 09 | 6552 | 0.5 | 1.4 | 87.6 | | | | | | 72842 | 3165 | 0.2 | 0.3 |
| | | | | | 66 | 5347 | 0.1 | 1.1 | 88.7 | | | | | | 88514 | 3161 | 3.6 | 0.3 |
| | | | | | 87 | 5126 | 0.1 | 1.1 | 89.8 | | | | | | 54139 | 3125 | 0.7 | 0.3 |
| | | | | | 67 | 5087 | 0.0 | 1.1 | 90.9 | | | | | | 74522 | 3105 | 0.2 | 0.3 |
| | | | | | 61 | 4928 | 0.4 | 1.0 | 91.9 | | | | | | 64121 | 2839 | 0.7 | 0.3 |
| | | | | | | | | | | | | | | | 72469 | 2801 | 0.6 | 0.3 |
| 764 | 84102 | 1.8 | 10.2 | 10.2 | 776 | 70716 | 3.7 | 14.7 | 14.7 | 776 | 145401 | 4.8 | 15.5 | 15.5 | 77887 | 2705 | 0.5 | 0.3 |
| 776 | 51942 | 4.1 | 6.3 | 16.5 | 714 | 30623 | 1.0 | 6.4 | 21.0 | 714 | 108686 | 2.3 | 11.6 | 27.0 | 51639 | 2684 | 1.2 | 0.3 |
| 022 | 32089 | 1.6 | 3.9 | 20.4 | 22 | 22490 | 1.6 | 4.7 | 25.7 | 022 | 55032 | 3.1 | 5.9 | 32.9 | 67463 | 2642 | 0.6 | 0.3 |
| 724 | 31666 | 0.9 | 3.9 | 24.3 | 541 | 21237 | 0.4 | 4.4 | 30.1 | 541 | 39412 | 0.5 | 4.2 | 37.1 | 74991 | 2640 | 0.4 | 0.3 |
| 713 | 26358 | 0.7 | 3.2 | 27.5 | 885 | 13766 | 2.3 | 2.9 | 33.0 | 724 | 20573 | 0.4 | 2.2 | 39.3 | 76491 | 2616 | 0.2 | 0.3 |
| 784 | 25983 | 0.3 | 3.2 | 30.7 | 728 | 11211 | 0.2 | 2.3 | 35.3 | 728 | 19805 | 0.3 | 2.1 | 41.4 | 89399 | 2442 | 0.1 | 0.3 |
| 728 | 22344 | 0.4 | 2.7 | 33.4 | 515 | 10552 | 0.5 | 2.2 | 37.5 | 515 | 19525 | 0.6 | 2.1 | 43.5 | 54171 | 2430 | 0.3 | 0.3 |
| 792 | 17827 | 0.2 | 2.2 | 35.5 | 598 | 9670 | 0.3 | 2.0 | 39.5 | 598 | 19497 | 0.5 | 2.1 | 45.5 | 08199 | 2037 | 0.4 | 0.2 |
| 541 | 17241 | 0.4 | 2.1 | 37.6 | 522 | 9524 | 0.6 | 2.0 | 41.4 | 885 | 18640 | 2.2 | 2.0 | 47.5 | 51139 | 2029 | 0.5 | 0.2 |
| 793 | 15423 | 0.5 | 1.9 | 39.5 | 591 | 9411 | 0.7 | 2.0 | 43.4 | 112 | 14210 | 0.3 | 1.5 | 49.0 | 64159 | 1969 | 0.5 | 0.2 |
| 714 | 15220 | 0.6 | 1.9 | 41.4 | 764 | 8271 | 0.2 | 1.7 | 45.1 | 583 | 13026 | 0.2 | 1.4 | 50.4 | 53121 | 1962 | 0.7 | 0.2 |
| 513 | 12666 | 1.0 | 1.5 | 42.9 | 112 | 7228 | 0.2 | 1.5 | 46.6 | 514 | 11433 | 0.5 | 1.2 | 51.6 | 58241 | 1853 | 0.2 | 0.2 |
| 745 | 12607 | 0.6 | 1.5 | 44.4 | 961 | 7056 | 7.8 | 1.5 | 48.1 | 098 | 11404 | 0.8 | 1.2 | 52.9 | 52225 | 1848 | 64.8 | 0.2 |
| 741 | 11704 | 0.3 | 1.4 | 45.9 | 778 | 6553 | 0.2 | 1.4 | 49.4 | 591 | 11179 | 0.7 | 1.2 | 54.0 | 72843 | 1841 | 0.9 | 0.2 |
| 515 | 11342 | 0.7 | 1.4 | 47.2 | 098 | 6552 | 0.6 | 1.4 | 50.8 | 874 | 10873 | 0.2 | 1.2 | 55.2 | 54172 | 1828 | 0.3 | 0.2 |
| 782 | 10984 | 0.2 | 1.3 | 48.6 | 641 | 6146 | 0.3 | 1.3 | 52.1 | 522 | 10579 | 0.6 | 1.1 | 56.3 | 72453 | 1810 | 0.6 | 0.2 |
| 749 | 10956 | 0.2 | 1.3 | 49.9 | 514 | 5967 | 0.3 | 1.2 | 53.3 | 531 | 10490 | 0.6 | 1.1 | 57.4 | 23314 | 1755 | 1.3 | 0.2 |
| 598 | 10879 | 0.4 | 1.3 | 51.2 | 583 | 5775 | 0.1 | 1.2 | 54.5 | 533 | 10293 | 0.4 | 1.1 | 58.5 | 51383 | 1733 | 1.7 | 0.2 |
| 583 | 10796 | 0.2 | 1.3 | 52.6 | 741 | 5761 | 0.2 | 1.2 | 55.7 | 778 | 9941 | 0.2 | 1.1 | 59.6 | 54131 | 1726 | 0.5 | 0.2 |
| 723 | 10399 | 0.3 | 1.3 | 53.8 | | | | | | | | | | | 11212 | 1703 | 0.1 | 0.2 |
| 112 | 10232 | 0.3 | 1.2 | 55.1 | | | | | | | | | | | 69979 | 1693 | 0.2 | 0.2 |

A: SITC Rev2 Codes; B: 000 ECU; B1: 000 US$; C: % of total EC sectoral exports; D: % of total EC bilateral exports; E: cumulative % of total EC bilateral exports; TL: total trade; M: manufactures: 5+6+7+8.

| 1980 | | | | 1985 | | | | 1987 | | | | 1988 | | | |
|---|---|---|---|---|---|---|---|---|---|---|---|---|---|---|---|
| A | B | C | D | A | B | C | D | A | B | C | D | A | B | C | D |
| EC EXPORTS TO SINGAPORE | | | | | | | | | | | | | | | |
| TL | 1713904 | 0.8 | 100.0 | TL | 3751928 | 1.0 | 100.0 | TL | 3162420 | 0.9 | 100.0 | TL | 3899178 | 1.0 | 100.0 |
| M | 1536468 | 0.8 | 89.6 | M | 3202417 | 1.0 | 85.3 | M | 2885245 | 1.0 | 91.2 | M | 3514355 | 1.1 | 90.1 |
| 7 | 857578 | 1.1 | 50.0 | 7 | 1708125 | 1.2 | 45.5 | 7 | 1563821 | 1.2 | 49.4 | 7 | 1935038 | 1.3 | 49.6 |
| 6 | 288834 | 0.6 | 16.8 | 6 | 607927 | 0.9 | 16.2 | 6 | 522052 | 0.9 | 16.5 | 6 | 608966 | 0.9 | 15.6 |
| 5 | 226422 | 0.9 | 13.2 | 5 | 445560 | 0.9 | 11.8 | 5 | 442171 | 1.0 | 13.9 | 5 | 527619 | 1.0 | 13.5 |
| 8 | 163644 | 0.8 | 9.5 | 8 | 440824 | 0.9 | 11.7 | 8 | 357208 | 0.8 | 11.2 | 8 | 442739 | 0.9 | 11.3 |
| 0 | 47204 | 0.3 | 2.7 | 9 | 281835 | 3.3 | 7.5 | 1 | 100537 | 1.8 | 3.1 | 1 | 112121 | 1.8 | 2.8 |
| 3 | 43253 | 0.3 | 2.5 | 0 | 100019 | 1.8 | 2.6 | 0 | 73611 | 0.4 | 2.3 | 0 | 106907 | 0.5 | 2.7 |
| 1 | 41629 | 1.2 | 2.4 | 1 | 113413 | 0.4 | 3.0 | 9 | 51465 | 0.6 | 1.6 | 9 | 106603 | 1.1 | 2.7 |
| 9 | 30501 | 0.6 | 1.7 | 3 | 30302 | 0.1 | 0.8 | 3 | 21161 | 0.2 | 0.6 | 3 | 32190 | 0.3 | 0.8 |
| 2 | 11891 | 0.3 | 0.6 | 2 | 22160 | 0.3 | 0.5 | 2 | 15893 | 0.2 | 0.5 | 2 | 23562 | 0.3 | 0.6 |
| 4 | 2971 | 0.3 | 0.1 | 4 | 1806 | 0.1 | 0.0 | 4 | 14524 | 1.3 | 0.4 | 4 | 3455 | 0.2 | 0.0 |
| USA EXPORTS TO SINGAPORE | | | | | | | | | | | | | | | |
| TL | 2070151 | 1.3 | 100.0 | TL | 4331286 | 1.6 | 100.0 | TL | 3321763 | 1.5 | 100.0 | TL | 4575699 | 1.7 | 100.0 |
| M | 1877241 | 1.8 | 90.6 | M | 3679492 | 1.9 | 84.9 | M | 2959666 | 1.9 | 89.0 | M | 4128949 | 2.2 | 90.2 |
| 7 | 1460322 | 2.4 | 70.5 | 7 | 2862279 | 2.3 | 66.0 | 7 | 2225489 | 2.3 | 66.9 | 7 | 2995484 | 2.6 | 65.4 |
| 5 | 192799 | 1.3 | 9.3 | 5 | 316849 | 1.1 | 7.3 | 5 | 311778 | 1.4 | 9.3 | 8 | 509032 | 2.4 | 11.1 |
| 6 | 114358 | 0.7 | 5.5 | 8 | 303278 | 1.5 | 7.0 | 8 | 268081 | 1.5 | 8.0 | 5 | 393741 | 1.4 | 8.6 |
| 8 | 109763 | 0.9 | 5.3 | 3 | 289724 | 2.2 | 6.6 | 6 | 154319 | 1.0 | 4.6 | 6 | 230693 | 1.1 | 5.0 |
| 0 | 80546 | 0.4 | 3.8 | 6 | 197086 | 1.0 | 4.5 | 0 | 101118 | 0.6 | 3.0 | 9 | 128111 | 0.5 | 2.7 |
| 3 | 46687 | 0.8 | 2.2 | 0 | 126304 | 0.5 | 2.9 | 9 | 97863 | 0.5 | 2.9 | 0 | 112840 | 0.5 | 2.4 |
| 2 | 28475 | 0.1 | 1.3 | 9 | 108675 | 0.7 | 2.5 | 1 | 69053 | 2.1 | 2.0 | 1 | 90978 | 2.3 | 1.9 |
| 9 | 18203 | 0.3 | 0.8 | 1 | 84136 | 2.1 | 1.9 | 3 | 64825 | 0.9 | 1.9 | 3 | 69257 | 0.9 | 1.5 |
| 1 | 17522 | 0.9 | 0.8 | 2 | 33961 | 0.1 | 0.7 | 2 | 26606 | 0.1 | 0.8 | 2 | 42437 | 0.1 | 0.9 |
| 4 | 1479 | 0.1 | 0.0 | 4 | 8996 | 0.4 | 0.2 | 4 | 2632 | 0.2 | 0.0 | 4 | 3127 | 0.2 | 0.0 |
| JAPANESE EXPORTS TO SINGAPORE | | | | | | | | | | | | | | | |
| TL | 2749817 | 3.0 | 100.0 | TL | 5010330 | 2.1 | 100.0 | TL | 5163196 | 2.6 | 100.0 | TL | 7012275 | 3.1 | 100.0 |
| M | 2632443 | 3.0 | 95.7 | M | 4805947 | 2.1 | 95.9 | M | 4934031 | 2.5 | 95.5 | M | 6709840 | 3.0 | 95.6 |
| 7 | 1513030 | 2.8 | 55.0 | 7 | 3004255 | 1.9 | 59.9 | 7 | 3388323 | 2.4 | 65.6 | 7 | 4745910 | 3.0 | 67.6 |
| 6 | 780583 | 3.5 | 28.3 | 6 | 1126023 | 3.0 | 22.4 | 6 | 915172 | 3.5 | 17.7 | 6 | 1148175 | 3.8 | 16.3 |
| 8 | 200575 | 2.6 | 7.2 | 8 | 430939 | 2.1 | 8.6 | 8 | 344553 | 2.0 | 6.6 | 8 | 448302 | 2.3 | 6.3 |
| 5 | 138255 | 2.9 | 5.0 | 5 | 244733 | 2.5 | 4.8 | 5 | 285985 | 2.8 | 5.5 | 5 | 367454 | 3.2 | 5.2 |
| 9 | 52130 | 4.5 | 1.8 | 9 | 89929 | 3.9 | 1.7 | 9 | 115282 | 5.5 | 2.2 | 9 | 196705 | 6.4 | 2.8 |
| 0 | 35620 | 3.5 | 1.2 | 0 | 65554 | 4.2 | 1.3 | 0 | 46591 | 3.7 | 0.9 | 0 | 43203 | 3.3 | 0.6 |
| 2 | 16059 | 1.5 | 0.5 | 2 | 19666 | 1.1 | 0.3 | 3 | 41960 | 6.0 | 0.8 | 3 | 29102 | 5.2 | 0.4 |
| 3 | 7084 | 1.9 | 0.2 | 3 | 14557 | 1.9 | 0.2 | 2 | 16439 | 1.2 | 0.3 | 2 | 23825 | 1.5 | 0.3 |
| 4 | 5701 | 7.1 | 0.2 | 4 | 10463 | 7.2 | 0.2 | 4 | 6445 | 8.8 | 0.1 | 4 | 5108 | 4.0 | 0.0 |
| 1 | 782 | 0.7 | 0.0 | 1 | 4213 | 2.8 | 0.0 | 1 | 2448 | 2.3 | 0.0 | 1 | 4493 | 4.1 | 0.0 |

EC EXPORTS TO SINGAPORE

| 1980 | | | | | 1985 | | | | | 1987 | | | | | 1987 | | | |
|---|---|---|---|---|---|---|---|---|---|---|---|---|---|---|---|---|---|---|
| A | B1 | C | D | E | A | B1 | C | D | E | A | B1 | C | D | E | A | B | C | D |
| 77 | 256265 | 1.8 | 10.5 | 10.5 | 77 | 344717 | 2.5 | 11.9 | 11.9 | 77 | 550117 | 2.8 | 14.9 | 15.0 | 11242 | 46875 | 6.0 | 1.3 |
| 74 | 227343 | 1.2 | 9.3 | 19.8 | 79 | 248922 | 2.8 | 8.6 | 20.5 | 74 | 272629 | 1.2 | 7.4 | 22.4 | 71491 | 40457 | 2.3 | 1.1 |
| 71 | 150013 | 1.5 | 6.2 | 26.0 | 74 | 177454 | 1.1 | 6.1 | 26.7 | 78 | 235138 | 0.6 | 6.4 | 28.7 | 87483 | 36790 | 1.1 | 1.0 |
| 78 | 138632 | 0.5 | 5.7 | 31.7 | 97 | 160977 | 24.1 | 5.6 | 32.2 | 79 | 213591 | 1.8 | 5.8 | 34.6 | 66245 | 34025 | 3.6 | 0.9 |
| 66 | 138316 | 1.0 | 5.7 | 37.4 | 78 | 134694 | 0.5 | 4.7 | 36.9 | 71 | 175844 | 1.4 | 4.8 | 39.3 | 53342 | 33492 | 4.1 | 0.9 |
| 79 | 134299 | 1.3 | 5.5 | 42.9 | 66 | 133580 | 1.4 | 4.6 | 41.5 | 69 | 144078 | 1.3 | 3.9 | 43.2 | 76493 | 30273 | 1.7 | 0.8 |
| 72 | 132570 | 0.7 | 5.4 | 48.3 | 71 | 120041 | 1.3 | 4.1 | 45.6 | 72 | 139901 | 0.6 | 3.8 | 47.0 | 79323 | 30262 | 4.1 | 0.8 |
| 76 | 103856 | 1.8 | 4.3 | 52.6 | 89 | 117699 | 1.0 | 4.1 | 49.7 | 89 | 136659 | 0.8 | 3.7 | 50.8 | 59899 | 28347 | 1.2 | 0.8 |
| 69 | 94887 | 0.9 | 3.9 | 56.5 | 69 | 110473 | 1.3 | 3.8 | 53.5 | 66 | 131455 | 1.0 | 3.6 | 54.3 | 79322 | 26709 | 8.8 | 0.7 |
| 89 | 75669 | 0.7 | 3.1 | 59.6 | 72 | 107095 | 0.6 | 3.7 | 57.2 | 51 | 116261 | 1.0 | 3.2 | 57.5 | 66729 | 26429 | 1.1 | 0.7 |
| 87 | 65187 | 1.3 | 2.7 | 62.2 | 67 | 94891 | 0.6 | 3.3 | 60.5 | 67 | 110144 | 0.7 | 3.0 | 60.5 | 71332 | 25858 | 9.9 | 0.7 |
| 67 | 62224 | 0.4 | 2.6 | 64.8 | 87 | 89156 | 1.3 | 3.1 | 63.6 | 58 | 108352 | 1.1 | 2.9 | 63.4 | 67332 | 24797 | 4.2 | 0.7 |
| 33 | 61325 | 0.4 | 2.5 | 67.3 | 51 | 73750 | 0.8 | 2.5 | 66.1 | 87 | 104829 | 1.1 | 2.8 | 66.3 | 89731 | 23002 | 0.7 | 0.6 |
| 58 | 60585 | 0.8 | 2.5 | 69.8 | 75 | 73452 | 1.1 | 2.5 | 68.7 | 76 | 101888 | 1.3 | 2.8 | 69.0 | 72848 | 22576 | 1.1 | 0.6 |
| 53 | 48122 | 1.7 | 2.0 | 71.8 | 58 | 68383 | 1.0 | 2.4 | 71.0 | 75 | 88398 | 0.9 | 2.4 | 71.4 | 89399 | 21392 | 1.2 | 0.6 |
| 51 | 46395 | 0.6 | 1.9 | 73.7 | 76 | 65948 | 1.2 | 2.3 | 73.3 | 59 | 85398 | 1.3 | 2.3 | 73.8 | 54179 | 21381 | 0.6 | 0.6 |
| 11 | 44273 | 1.0 | 1.8 | 75.5 | 11 | 54489 | 1.3 | 1.9 | 75.2 | | | | | | 77884 | 19833 | 5.9 | 0.5 |
| 59 | 43935 | 0.9 | 1.8 | 77.3 | 59 | 54307 | 1.1 | 1.9 | 77.1 | | | | | | 11241 | 19477 | 1.6 | 0.5 |
| 65 | 42974 | 0.5 | 1.8 | 79.0 | 65 | 51775 | 0.6 | 1.8 | 78.9 | | | | | | 85102 | 19302 | 0.6 | 0.5 |
| 54 | 38792 | 0.8 | 1.6 | 80.6 | 82 | 41434 | 1.3 | 1.4 | 80.3 | | | | | | 88511 | 19281 | 5.8 | 0.5 |
| 73 | 38700 | 0.7 | 1.6 | 82.2 | 54 | 34900 | 0.7 | 1.2 | 81.5 | | | | | | 58331 | 19268 | 2.1 | 0.5 |
| 88 | 34676 | 1.1 | 1.4 | 83.7 | 53 | 34705 | 1.2 | 1.2 | 82.7 | | | | | | 72849 | 19176 | 1.2 | 0.5 |
| 75 | 33354 | 0.8 | 1.4 | 85.0 | 12 | 32962 | 4.7 | 1.1 | 83.8 | | | | | | 68113 | 17097 | 4.3 | 0.5 |
| 55 | 30849 | 1.1 | 1.3 | 86.3 | 55 | 32865 | 1.2 | 1.1 | 85.0 | | | | | | 89211 | 15246 | 0.9 | 0.4 |
| 56 | 27399 | 2.0 | 1.1 | 87.4 | 68 | 32567 | 0.7 | 1.1 | 86.1 | | | | | | 65143 | 14902 | 6.0 | 0.4 |
| 68 | 24786 | 0.4 | 1.0 | 88.4 | | | | | | | | | | | 66132 | 14860 | 1.8 | 0.4 |
| | | | | | | | | | | | | | | | 54131 | 14145 | 4.4 | 0.4 |

A: SITC Rev2 Codes; B: 000 ECU; B1: 000 US$; C: % of total EC sectoral exports; D: % of total EC bilateral exports; E: cumulative % of total EC bilateral exports; TL: total trade; M: manufactures: 5+6+7+8.

EC EXPORTS TO SINGAPORE (continued)

| 1980 | | | | | 1985 | | | | | 1987 | | | | | 1987 | | | |
|---|---|---|---|---|---|---|---|---|---|---|---|---|---|---|---|---|---|---|
| A | B1 | C | D | E | A | B1 | C | D | E | A | B1 | C | D | E | A | B | C | D |
| 713 | 95505 | 2.5 | 3.9 | 3.9 | 792 | 219918 | 3.2 | 7.6 | 7.6 | 776 | 248474 | 8.2 | 6.8 | 6.8 | 82192 | 13227 | 0.6 | 0.4 |
| 749 | 88052 | 1.8 | 3.6 | 7.5 | 971 | 160977 | 24.1 | 5.6 | 13.2 | 749 | 124665 | 2.0 | 3.4 | 10.1 | 72812 | 12680 | 1.7 | 0.3 |
| 776 | 82793 | 6.5 | 3.4 | 10.9 | 776 | 149904 | 7.8 | 5.2 | 18.3 | 792 | 119808 | 1.9 | 3.3 | 13.4 | 69913 | 12547 | 1.8 | 0.3 |
| 764 | 79466 | 1.7 | 3.3 | 14.2 | 874 | 75731 | 1.5 | 2.6 | 21.0 | 772 | 113566 | 2.3 | 3.1 | 16.5 | 83101 | 12495 | 2.4 | 0.3 |
| 784 | 78112 | 1.0 | 3.2 | 17.4 | 749 | 75073 | 1.7 | 2.6 | 23.6 | 784 | 109753 | 1.1 | 3.0 | 19.5 | 69541 | 12150 | 1.3 | 0.3 |
| 772 | 76155 | 1.9 | 3.1 | 20.5 | 772 | 73536 | 2.1 | 2.5 | 26.1 | 713 | 95488 | 2.3 | 2.6 | 22.1 | 77689 | 12143 | 3.5 | 0.3 |
| 793 | 67030 | 2.0 | 2.8 | 23.3 | 764 | 55664 | 1.2 | 1.9 | 28.0 | 874 | 88209 | 1.2 | 2.4 | 24.5 | 69539 | 12078 | 2.5 | 0.3 |
| 334 | 59867 | 0.5 | 2.5 | 25.7 | 728 | 53817 | 1.0 | 1.9 | 29.9 | 764 | 84947 | 1.3 | 2.3 | 26.8 | 51379 | 12045 | 2.1 | 0.3 |
| 874 | 55879 | 1.4 | 2.3 | 28.0 | 784 | 53423 | 0.8 | 1.8 | 31.7 | 112 | 80795 | 1.5 | 2.2 | 29.0 | 77886 | 11847 | 1.2 | 0.3 |
| 667 | 55858 | 0.7 | 2.3 | 30.3 | 662 | 49948 | 4.2 | 1.7 | 33.5 | 778 | 78262 | 1.5 | 2.1 | 31.1 | 69979 | 11550 | 1.3 | 0.3 |
| 728 | 53000 | 0.9 | 2.2 | 32.5 | 598 | 47497 | 1.6 | 1.6 | 35.1 | 598 | 77095 | 1.8 | 2.1 | 33.2 | 09809 | 10967 | 0.9 | 0.3 |
| 792 | 45847 | 0.6 | 1.9 | 34.4 | 112 | 46932 | 1.2 | 1.6 | 36.7 | 728 | 76473 | 1.0 | 2.1 | 35.3 | 52332 | 10932 | 7.1 | 0.3 |
| 112 | 44047 | 1.1 | 1.8 | 36.2 | 714 | 46832 | 1.5 | 1.6 | 38.3 | 781 | 62253 | 0.3 | 1.7 | 37.0 | 77118 | 10797 | 4.3 | 0.3 |
| 533 | 41807 | 2.6 | 1.7 | 37.9 | 782 | 43406 | 1.6 | 1.5 | 39.8 | 583 | 58983 | 1.0 | 1.6 | 38.6 | 51561 | 10789 | 2.4 | 0.3 |
| 723 | 39911 | 1.1 | 1.6 | 39.5 | 773 | 42195 | 3.1 | 1.5 | 41.3 | 793 | 58530 | 0.9 | 1.6 | 40.1 | 77882 | 10489 | 8.0 | 0.3 |
| 541 | 38792 | 0.8 | 1.6 | 41.1 | 778 | 42155 | 1.3 | 1.5 | 42.8 | 699 | 55462 | 1.5 | 1.5 | 41.7 | 81242 | 10368 | 1.6 | 0.3 |
| 778 | 38757 | 1.1 | 1.6 | 42.7 | 673 | 41490 | 1.3 | 1.4 | 44.2 | 759 | 55019 | 1.4 | 1.5 | 43.1 | 77129 | 9925 | 4.9 | 0.3 |
| 598 | 38259 | 1.3 | 1.6 | 44.3 | 821 | 41434 | 1.3 | 1.4 | 45.6 | 714 | 50146 | 1.1 | 1.4 | 44.5 | 76499 | 9777 | 5.1 | 0.3 |
| 699 | 37460 | 1.3 | 1.5 | 45.8 | 713 | 40352 | 1.3 | 1.4 | 47.0 | 541 | 49875 | 0.6 | 1.4 | 45.9 | 64122 | 9679 | 1.2 | 0.3 |
| 662 | 36429 | 2.7 | 1.5 | 47.3 | 583 | 38207 | 0.9 | 1.3 | 48.3 | 782 | 48854 | 1.5 | 1.3 | 47.2 | 51124 | 9392 | 1.1 | 0.3 |
| 744 | 33400 | 1.1 | 1.4 | 48.7 | 897 | 36751 | 1.1 | 1.3 | 49.6 | 533 | 48833 | 2.0 | 1.3 | 48.5 | 11212 | 9143 | 0.4 | 0.2 |
| 583 | 33362 | 0.8 | 1.4 | 50.0 | 541 | 34900 | 0.7 | 1.2 | 50.8 | | | | | | 68223 | 9115 | 4.0 | 0.2 |
| 736 | 33178 | 0.8 | 1.4 | 51.4 | 759 | 33693 | 1.3 | 1.2 | 52.0 | | | | | | 51569 | 9073 | 0.4 | 0.2 |
| 743 | 31118 | 1.1 | 1.3 | 52.7 | 122 | 32919 | 6.2 | 1.1 | 53.1 | | | | | | 87489 | 9067 | 1.4 | 0.2 |
| 673 | 30445 | 0.8 | 1.2 | 53.9 | 699 | 31678 | 1.2 | 1.1 | 54.2 | | | | | | | | | |
| 714 | 27704 | 1.2 | 1.1 | 55.1 | 781 | 30890 | 0.2 | 1.1 | 55.3 | | | | | | | | | |
| 741 | 27682 | 0.8 | 1.1 | 56.2 | 533 | 29829 | 1.9 | 1.0 | 56.3 | | | | | | | | | |
| 562 | 27399 | 2.0 | 1.1 | 57.3 | 691 | 29070 | 1.4 | 1.0 | 57.3 | | | | | | | | | |
| 781 | 25674 | 0.2 | 1.1 | 58.4 | | | | | | | | | | | | | | |
| 742 | 25174 | 1.3 | 1.0 | 59.4 | | | | | | | | | | | | | | |
| 782 | 24734 | 0.5 | 1.0 | 60.4 | | | | | | | | | | | | | | |

| 1980 | | | | 1985 | | | | 1987 | | | | 1988 | | | |
|---|---|---|---|---|---|---|---|---|---|---|---|---|---|---|---|
| A | B | C | D | A | B | C | D | A | B | C | D | A | B | C | D |
| EC EXPORTS TO SOUTH KOREA | | | | | | | | | | | | | | | |
| TL | 942383 | 0.4 | 100.0 | TL | 2725998 | 0.7 | 100.0 | TL | 3628822 | 1.1 | 100.0 | TL | 4130204 | 1.1 | 100.0 |
| M | 850027 | 0.4 | 90.1 | M | 2451550 | 0.7 | 89.9 | M | 3203464 | 1.1 | 88.2 | M | 3698438 | 1.2 | 89.5 |
| 7 | 522694 | 0.6 | 55.4 | 7 | 1167435 | 0.8 | 42.8 | 7 | 1493799 | 1.1 | 41.1 | 7 | 1856894 | 1.2 | 44.9 |
| 5 | 170404 | 0.7 | 18.0 | 5 | 640184 | 1.3 | 23.4 | 5 | 812442 | 1.9 | 22.3 | 5 | 847147 | 1.7 | 20.5 |
| 6 | 111618 | 0.2 | 11.8 | 6 | 455906 | 0.6 | 16.7 | 6 | 677740 | 1.1 | 18.6 | 6 | 702257 | 1.0 | 17.0 |
| 8 | 45313 | 0.2 | 4.8 | 8 | 188035 | 0.4 | 6.8 | 8 | 219491 | 0.5 | 6.0 | 8 | 292148 | 0.6 | 7.0 |
| 9 | 37438 | 0.7 | 3.9 | 2 | 114928 | 1.5 | 4.2 | 2 | 187129 | 2.7 | 5.1 | 2 | 183342 | 2.3 | 4.4 |
| 2 | 24418 | 0.6 | 2.5 | 9 | 83546 | 1.0 | 3.0 | 9 | 118215 | 1.4 | 3.2 | 0 | 128466 | 0.6 | 3.1 |
| 1 | 17294 | 0.5 | 1.8 | 0 | 25755 | 0.1 | 0.9 | 0 | 58501 | 0.3 | 1.6 | 9 | 44229 | 0.4 | 1.0 |
| 0 | 9210 | 0.1 | 0.9 | 3 | 23205 | 0.1 | 0.8 | 3 | 35758 | 0.3 | 0.9 | 1 | 38533 | 0.6 | 0.9 |
| 3 | 2471 | 0.0 | 0.2 | 1 | 22739 | 0.4 | 0.8 | 1 | 20516 | 0.4 | 0.5 | 3 | 33467 | 0.3 | 0.8 |
| 4 | 1533 | 0.2 | 0.1 | 4 | 4294 | 0.2 | 0.1 | 4 | 5255 | 0.5 | 0.1 | 4 | 3741 | 0.3 | 0.0 |
| USA EXPORTS TO SOUTH KOREA | | | | | | | | | | | | | | | |
| TL | 3096173 | 2.0 | 100.0 | TL | 7340976 | 2.7 | 100.0 | TL | 6433396 | 3.0 | 100.0 | TL | 8793753 | 3.3 | 100.0 |
| M | 1349687 | 1.3 | 43.5 | M | 4185806 | 2.2 | 57.0 | M | 3705221 | 2.4 | 57.5 | M | 5357857 | 2.9 | 60.9 |
| 2 | 900951 | 5.4 | 29.0 | 7 | 2697520 | 2.2 | 36.7 | 7 | 2157538 | 2.2 | 33.5 | 7 | 3150096 | 2.7 | 35.8 |
| 7 | 852913 | 1.4 | 27.5 | 2 | 1794497 | 8.2 | 24.4 | 2 | 1768164 | 10.0 | 27.4 | 2 | 2288933 | 10.7 | 26.0 |
| 0 | 690138 | 3.5 | 22.2 | 5 | 751423 | 2.7 | 10.2 | 5 | 845504 | 3.8 | 13.1 | 5 | 1158011 | 4.3 | 13.1 |
| 5 | 230674 | 1.5 | 7.4 | 0 | 712668 | 2.8 | 9.7 | 0 | 565865 | 3.4 | 8.7 | 0 | 713482 | 3.2 | 8.1 |
| 6 | 187474 | 1.1 | 6.0 | 3 | 500908 | 3.8 | 6.8 | 6 | 391461 | 2.5 | 6.0 | 6 | 629693 | 3.1 | 7.1 |
| 8 | 78627 | 0.6 | 2.5 | 6 | 410821 | 2.1 | 5.5 | 8 | 310720 | 1.8 | 4.8 | 8 | 420056 | 2.0 | 4.7 |
| 3 | 60022 | 1.0 | 1.9 | 8 | 326042 | 1.6 | 4.4 | 3 | 276742 | 4.1 | 4.3 | 3 | 241807 | 3.4 | 2.7 |
| 4 | 39705 | 2.8 | 1.2 | 9 | 86527 | 0.6 | 1.1 | 9 | 79513 | 0.4 | 1.2 | 9 | 95357 | 0.3 | 1.0 |
| 1 | 32835 | 1.7 | 1.0 | 4 | 52917 | 2.7 | 0.7 | 4 | 31253 | 3.5 | 0.4 | 4 | 39481 | 3.0 | 0.4 |
| 9 | 22837 | 0.3 | 0.7 | 1 | 7656 | 0.1 | 0.1 | 1 | 6639 | 0.2 | 0.1 | 1 | 56838 | 1.4 | 0.6 |
| JAPANESE EXPORTS TO SOUTH KOREA | | | | | | | | | | | | | | | |
| TL | 3774590 | 4.1 | 100.0 | TL | 9246469 | 4.0 | 100.0 | TL | 11368951 | 5.7 | 100.0 | TL | 13028651 | 5.8 | 100.0 |
| M | 3410576 | 3.8 | 90.3 | M | 8632129 | 3.8 | 93.3 | M | 10762582 | 5.6 | 94.6 | M | 12448137 | 5.7 | 95.5 |
| 7 | 1501590 | 2.8 | 39.7 | 7 | 4428240 | 2.8 | 47.8 | 7 | 6243108 | 4.4 | 54.9 | 7 | 7178277 | 4.5 | 55.0 |
| 6 | 1097062 | 4.9 | 29.0 | 6 | 2262622 | 6.0 | 24.4 | 6 | 2336871 | 9.0 | 20.5 | 6 | 2643597 | 8.8 | 20.2 |
| 5 | 571106 | 12.2 | 15.1 | 5 | 1252267 | 12.8 | 13.5 | 5 | 1430272 | 14.4 | 12.5 | 5 | 1679943 | 14.6 | 12.8 |
| 8 | 240818 | 3.1 | 6.3 | 8 | 689001 | 3.5 | 7.4 | 8 | 752330 | 4.4 | 6.6 | 8 | 946319 | 4.9 | 7.2 |
| 2 | 151701 | 14.7 | 4.0 | 2 | 232700 | 13.3 | 2.5 | 2 | 257754 | 19.1 | 2.2 | 2 | 274538 | 17.3 | 2.1 |
| 9 | 86877 | 7.6 | 2.3 | 9 | 187452 | 8.1 | 2.0 | 3 | 191697 | 27.5 | 1.6 | 9 | 158900 | 5.2 | 1.2 |
| 3 | 63966 | 17.3 | 1.6 | 3 | 162999 | 21.8 | 1.7 | 9 | 128307 | 6.2 | 1.1 | 3 | 114325 | 20.4 | 0.8 |
| 0 | 57971 | 5.6 | 1.5 | 0 | 16765 | 1.0 | 0.1 | 0 | 20694 | 1.6 | 0.1 | 0 | 21961 | 1.7 | 0.1 |
| 4 | 3448 | 4.3 | 0.0 | 4 | 13866 | 9.5 | 0.1 | 4 | 6899 | 9.4 | 0.0 | 4 | 9423 | 7.4 | 0.0 |
| 1 | 51 | 0.0 | 0.0 | 1 | 557 | 0.3 | 0.0 | 1 | 1018 | 0.9 | 0.0 | 1 | 1368 | 1.2 | 0.0 |

A: SITC Rev2 Codes; B: 000 ECU; B1: 000 US$; C: % of total EC sectoral exports; D: % of total EC bilateral exports; E: cumulative % of total EC bilateral exports; TL: total trade; M: manufactures: 5+6+7+8.

EC EXPORTS TO SOUTH KOREA

1980

| A | B1 | C | D | E |
|---|---|---|---|---|
| 76 | 205888 | 3.5 | 15.4 | 15.4 |
| 74 | 134675 | 0.7 | 10.0 | 25.4 |
| 72 | 127240 | 0.7 | 9.5 | 34.9 |
| 51 | 117046 | 1.5 | 8.7 | 43.6 |
| 71 | 99938 | 1.0 | 7.5 | 51.1 |
| 78 | 54818 | 0.2 | 4.1 | 55.2 |
| 77 | 51286 | 0.4 | 3.8 | 59.0 |
| 67 | 43699 | 0.3 | 3.3 | 62.3 |
| 73 | 41745 | 0.8 | 3.1 | 65.4 |
| 95 | 36853 | 3.2 | 2.8 | 68.1 |
| 87 | 34539 | 0.7 | 2.6 | 70.7 |
| 53 | 30060 | 1.0 | 2.2 | 73.0 |
| 59 | 28300 | 0.6 | 2.1 | 75.1 |
| 61 | 25548 | 2.2 | 1.9 | 77.0 |
| 65 | 24969 | 0.3 | 1.9 | 78.8 |
| 21 | 23946 | 4.5 | 1.8 | 80.6 |
| 54 | 18712 | 0.4 | 1.4 | 82.0 |
| 69 | 18641 | 0.2 | 1.4 | 83.4 |
| 58 | 18610 | 0.3 | 1.4 | 84.8 |
| 68 | 18582 | 0.3 | 1.4 | 86.2 |
| 66 | 17913 | 0.1 | 1.3 | 87.5 |
| 70 | 14071 | 0.9 | 1.1 | 88.6 |
| 764 | 204413 | 4.5 | 15.3 | 15.3 |
| 713 | 59510 | 1.5 | 4.4 | 19.7 |
| 784 | 49019 | 0.6 | 3.7 | 23.3 |
| 728 | 47401 | 0.8 | 3.5 | 26.9 |
| 724 | 41574 | 1.2 | 3.1 | 30.0 |
| 515 | 39607 | 2.3 | 3.0 | 32.9 |
| 951 | 36853 | 3.2 | 2.8 | 35.7 |
| 736 | 34380 | 0.8 | 2.6 | 38.3 |
| 513 | 33973 | 2.8 | 2.5 | 40.8 |
| 744 | 29895 | 1.0 | 2.2 | 43.0 |
| 741 | 29405 | 0.8 | 2.2 | 45.2 |
| 874 | 28623 | 0.7 | 2.1 | 47.4 |
| 212 | 22970 | 7.8 | 1.7 | 49.1 |
| 745 | 22395 | 1.0 | 1.7 | 50.7 |
| 613 | 20042 | 7.6 | 1.5 | 52.2 |
| 541 | 18712 | 0.4 | 1.4 | 53.6 |
| 749 | 18686 | 0.4 | 1.4 | 55.0 |
| 743 | 18358 | 0.7 | 1.4 | 56.4 |
| 772 | 18036 | 0.5 | 1.3 | 57.7 |
| 598 | 17223 | 0.6 | 1.3 | 59.0 |
| 712 | 16472 | 2.9 | 1.2 | 60.3 |
| 742 | 15937 | 0.8 | 1.2 | 61.4 |
| 512 | 15259 | 1.5 | 1.1 | 62.6 |
| 672 | 15008 | 1.1 | 1.1 | 63.7 |
| 531 | 14797 | 1.2 | 1.1 | 64.8 |
| 673 | 14454 | 0.4 | 1.1 | 65.9 |
| 716 | 13407 | 0.7 | 1.0 | 66.9 |

1985

| A | B1 | C | D | E |
|---|---|---|---|---|
| 51 | 245461 | 2.7 | 11.7 | 11.7 |
| 74 | 222583 | 1.4 | 10.6 | 22.3 |
| 72 | 178784 | 1.1 | 8.5 | 30.8 |
| 71 | 118633 | 1.3 | 5.6 | 36.4 |
| 77 | 111136 | 0.8 | 5.3 | 41.7 |
| 69 | 93367 | 1.1 | 4.4 | 46.1 |
| 87 | 77222 | 1.1 | 3.7 | 49.8 |
| 59 | 65319 | 1.3 | 3.1 | 52.9 |
| 76 | 60273 | 1.1 | 2.9 | 55.8 |
| 65 | 58511 | 0.7 | 2.8 | 58.6 |
| 67 | 57336 | 0.4 | 2.7 | 61.3 |
| 78 | 56291 | 0.2 | 2.7 | 64.0 |
| 58 | 56230 | 0.8 | 2.7 | 66.7 |
| 61 | 50638 | 3.7 | 2.4 | 69.1 |
| 53 | 49440 | 1.7 | 2.4 | 71.4 |
| 79 | 44186 | 0.5 | 2.1 | 73.5 |
| 73 | 41843 | 1.1 | 2.0 | 75.5 |
| 66 | 40402 | 0.4 | 1.9 | 77.4 |
| 21 | 39528 | 7.5 | 1.9 | 79.3 |
| 95 | 38397 | 4.2 | 1.8 | 81.1 |
| 75 | 37203 | 0.5 | 1.8 | 82.9 |
| 54 | 34373 | 0.7 | 1.6 | 84.5 |
| 70 | 29257 | 2.3 | 1.4 | 85.9 |
| 89 | 28816 | 0.2 | 1.4 | 87.3 |
| 88 | 25508 | 0.8 | 1.2 | 88.5 |
| 68 | 23519 | 0.5 | 1.1 | 89.6 |
| 52 | 21040 | 0.5 | 1.0 | 90.6 |
| 515 | 79543 | 3.8 | 3.8 | 3.8 |
| 513 | 71777 | 4.8 | 3.4 | 7.2 |
| 728 | 62958 | 1.2 | 3.0 | 10.2 |
| 724 | 61307 | 1.9 | 2.9 | 13.1 |
| 764 | 59263 | 1.3 | 2.8 | 15.9 |
| 874 | 58612 | 1.2 | 2.8 | 18.7 |
| 749 | 54146 | 1.3 | 2.6 | 21.3 |
| 699 | 50912 | 2.0 | 2.4 | 23.7 |
| 598 | 47414 | 1.6 | 2.3 | 26.0 |
| 741 | 46829 | 1.5 | 2.2 | 28.2 |
| 784 | 46539 | 0.7 | 2.2 | 30.4 |
| 611 | 42175 | 4.8 | 2.0 | 32.4 |
| 511 | 42055 | 2.1 | 2.0 | 34.4 |
| 212 | 38989 | 16.1 | 1.9 | 36.3 |
| 743 | 38950 | 1.5 | 1.9 | 38.1 |
| 951 | 38397 | 4.2 | 1.8 | 40.0 |
| 713 | 34943 | 1.2 | 1.7 | 41.6 |
| 541 | 34373 | 0.7 | 1.6 | 43.3 |
| 776 | 33164 | 1.7 | 1.6 | 44.8 |
| 772 | 32921 | 0.9 | 1.6 | 46.4 |
| 742 | 32639 | 2.0 | 1.6 | 48.0 |
| 752 | 29107 | 0.9 | 1.4 | 49.3 |
| 736 | 29088 | 1.0 | 1.4 | 50.7 |
| 723 | 28006 | 1.0 | 1.3 | 52.1 |
| 744 | 26603 | 1.1 | 1.3 | 53.3 |
| 778 | 26333 | 0.8 | 1.3 | 54.6 |
| 582 | 26091 | 1.1 | 1.2 | 55.8 |
| 514 | 25112 | 1.4 | 1.2 | 57.0 |
| 745 | 23416 | 1.0 | 1.1 | 58.1 |
| 718 | 22239 | 4.3 | 1.1 | 59.2 |
| 531 | 21988 | 1.8 | 1.0 | 60.2 |
| 533 | 21243 | 1.3 | 1.0 | 61.2 |
| 712 | 21151 | 4.6 | 1.0 | 62.2 |
| 583 | 21143 | 0.5 | 1.0 | 63.2 |

1987

| A | B1 | C | D | E |
|---|---|---|---|---|
| 72 | 448091 | 1.8 | 10.6 | 10.6 |
| 51 | 358342 | 3.0 | 8.5 | 19.1 |
| 74 | 354289 | 1.6 | 8.4 | 27.5 |
| 67 | 263039 | 1.6 | 6.2 | 33.7 |
| 71 | 228995 | 1.8 | 5.4 | 39.1 |
| 77 | 212675 | 1.1 | 5.0 | 44.2 |
| 58 | 196771 | 2.0 | 4.7 | 48.8 |
| 61 | 148307 | 7.0 | 3.5 | 52.3 |
| 79 | 139381 | 1.2 | 3.3 | 55.7 |
| 87 | 130497 | 1.4 | 3.1 | 58.7 |
| 73 | 130269 | 2.2 | 3.1 | 61.8 |
| 78 | 116805 | 0.3 | 2.8 | 64.6 |
| 65 | 113985 | 0.9 | 2.7 | 67.3 |
| 52 | 109818 | 2.4 | 2.6 | 69.9 |
| 59 | 103520 | 1.5 | 2.5 | 72.3 |
| 53 | 99750 | 2.3 | 2.4 | 74.7 |
| 724 | 214071 | 3.9 | 5.1 | 5.1 |
| 728 | 166078 | 2.1 | 3.9 | 9.0 |
| 672 | 139252 | 7.3 | 3.3 | 12.3 |
| 515 | 136434 | 4.3 | 3.2 | 15.5 |
| 611 | 134824 | 9.6 | 3.2 | 18.7 |
| 792 | 129257 | 2.0 | 3.1 | 21.8 |
| 583 | 118099 | 2.1 | 2.8 | 24.6 |
| 741 | 113621 | 2.7 | 2.7 | 27.3 |
| 713 | 113406 | 2.7 | 2.7 | 30.0 |
| 874 | 105881 | 1.5 | 2.5 | 32.5 |
| 784 | 103547 | 1.0 | 2.5 | 34.9 |
| 736 | 88017 | 1.9 | 2.1 | 37.0 |
| 598 | 78468 | 1.8 | 1.9 | 38.9 |
| 212 | 73892 | 13.4 | 1.8 | 40.6 |
| 513 | 71028 | 3.7 | 1.7 | 42.3 |
| 749 | 70868 | 1.1 | 1.7 | 44.0 |
| 776 | 66046 | 2.2 | 1.6 | 45.5 |
| 778 | 65580 | 1.3 | 1.6 | 47.1 |
| 582 | 63361 | 1.8 | 1.5 | 48.6 |
| 743 | 59019 | 1.7 | 1.4 | 50.0 |
| 524 | 57868 | 2.7 | 1.4 | 51.4 |

1987

| A | B | C | D |
|---|---|---|---|
| 67251 | 95697 | 12.9 | 2.3 |
| 51569 | 75207 | 3.3 | 1.8 |
| 58361 | 66509 | 11.4 | 1.6 |
| 72443 | 57288 | 7.4 | 1.4 |
| 21201 | 56585 | 13.5 | 1.3 |
| 72848 | 55615 | 2.6 | 1.3 |
| 87483 | 53731 | 1.6 | 1.3 |
| 72842 | 50713 | 3.5 | 1.2 |
| 59899 | 50200 | 2.1 | 1.2 |
| 66232 | 49423 | 10.7 | 1.2 |
| 51389 | 45107 | 7.3 | 1.1 |
| 67274 | 43510 | 20.2 | 1.0 |
| 68422 | 32319 | 3.6 | 0.8 |
| 72442 | 30796 | 6.7 | 0.7 |
| 71332 | 29386 | 11.2 | 0.7 |
| 33421 | 25357 | 2.1 | 0.6 |
| 73619 | 25275 | 4.0 | 0.6 |
| 67453 | 23908 | 26.7 | 0.6 |
| 76493 | 22748 | 1.3 | 0.5 |
| 72453 | 22357 | 7.7 | 0.5 |
| 72452 | 20494 | 4.3 | 0.5 |
| 77831 | 19655 | 3.8 | 0.5 |
| 28209 | 19615 | 6.9 | 0.5 |
| 72849 | 18598 | 1.2 | 0.4 |
| 74131 | 18161 | 4.4 | 0.4 |
| 21209 | 17307 | 13.2 | 0.4 |
| 53342 | 16872 | 2.1 | 0.4 |
| 72451 | 16830 | 5.4 | 0.4 |
| 74522 | 16249 | 1.1 | 0.4 |
| 72641 | 16157 | 1.2 | 0.4 |
| 67441 | 15502 | 2.6 | 0.4 |
| 27721 | 15029 | 19.9 | 0.4 |
| 65121 | 15012 | 8.7 | 0.4 |
| 58241 | 14770 | 1.7 | 0.4 |
| 77886 | 13742 | 1.4 | 0.3 |
| 73719 | 13024 | 13.9 | 0.3 |
| 11241 | 12764 | 1.1 | 0.3 |
| 58529 | 12629 | 7.2 | 0.3 |
| 51124 | 12520 | 1.4 | 0.3 |
| 53121 | 12411 | 4.2 | 0.3 |
| 97101 | 12125 | 2.3 | 0.3 |
| 72449 | 12028 | 2.5 | 0.3 |
| 74527 | 11894 | 1.6 | 0.3 |
| 77887 | 11617 | 2.1 | 0.3 |
| 33452 | 11480 | 5.1 | 0.3 |
| 74132 | 11381 | 2.7 | 0.3 |
| 67463 | 11374 | 2.6 | 0.3 |
| 54139 | 10964 | 2.4 | 0.3 |
| 72474 | 10789 | 1.6 | 0.3 |
| 88529 | 10651 | 5.8 | 0.3 |
| 74419 | 10467 | 5.7 | 0.2 |

EC EXPORTS TO TAIWAN

1980

| A | B | C | D |
|---|---|---|---|
| TL | 866028 | 0.4 | 100.0 |
| M | 785801 | 0.4 | 90.7 |
| 7 | 442334 | 0.5 | 51.0 |
| 5 | 211389 | 0.8 | 24.4 |
| 6 | 76829 | 0.2 | 8.8 |
| 8 | 55252 | 0.3 | 6.3 |
| 0 | 35783 | 0.3 | 4.1 |
| 2 | 12846 | 0.3 | 1.4 |
| 1 | 12790 | 0.4 | 1.4 |
| 9 | 8926 | 0.2 | 1.0 |
| 3 | 5976 | 0.1 | 0.6 |
| 4 | 3910 | 0.4 | 0.4 |

1985

| A | B | C | D |
|---|---|---|---|
| TL | 2264363 | 0.6 | 100.0 |
| M | 2039754 | 0.6 | 90.0 |
| 7 | 1120017 | 0.8 | 49.4 |
| 5 | 539936 | 1.1 | 23.8 |
| 6 | 238760 | 0.3 | 10.5 |
| 8 | 141053 | 0.3 | 6.2 |
| 0 | 80064 | 0.4 | 3.5 |
| 2 | 67133 | 0.9 | 2.9 |
| 1 | 34126 | 0.5 | 1.5 |
| 3 | 21905 | 0.1 | 0.9 |
| 9 | 15901 | 0.2 | 0.7 |
| 4 | 5505 | 0.3 | 0.2 |

1987

| A | B | C | D |
|---|---|---|---|
| TL | 3382530 | 1.0 | 100.0 |
| M | 3064071 | 1.0 | 90.5 |
| 7 | 1828047 | 1.4 | 54.0 |
| 5 | 713261 | 1.6 | 21.0 |
| 6 | 371124 | 0.6 | 10.9 |
| 8 | 151648 | 0.3 | 4.4 |
| 2 | 97442 | 1.4 | 2.8 |
| 0 | 81618 | 0.5 | 2.4 |
| 1 | 70604 | 1.2 | 2.0 |
| 9 | 40373 | 0.5 | 1.1 |
| 3 | 23475 | 0.2 | 0.6 |
| 4 | 4963 | 0.4 | 0.1 |

1988

| A | B | C | D |
|---|---|---|---|
| TL | 4219203 | 1.1 | 100.0 |
| M | 3843045 | 1.2 | 91.0 |
| 7 | 2371593 | 1.6 | 56.2 |
| 5 | 728593 | 1.5 | 17.2 |
| 6 | 520733 | 0.7 | 12.3 |
| 8 | 222133 | 0.4 | 5.2 |
| 0 | 121028 | 0.6 | 2.8 |
| 2 | 104675 | 1.3 | 2.4 |
| 1 | 66226 | 1.0 | 1.5 |
| 9 | 48925 | 0.5 | 1.1 |
| 3 | 31495 | 0.3 | 0.7 |
| 4 | 3823 | 0.3 | 0.0 |

A: SITC Rev2 Codes; B: 000 ECU; B1: 000 US$; C: % of total EC sectoral exports; D: % of total EC bilateral exports; E: cumulative % of total EC bilateral exports; TL: total trade; M: manufactures: 5+6+7+8.

USA EXPORTS TO TAIWAN

| | | | | | | | | | | | | | | | |
|---|---|---|---|---|---|---|---|---|---|---|---|---|---|---|---|
| TL | 2940456 | 1.9 | 100.0 | TL | 5625117 | 2.1 | 100.0 | TL | 6032138 | 2.8 | 100.0 | TL | 9813533 | 3.7 | 100.0 |
| M | 1882849 | 1.8 | 64.0 | M | 3293644 | 1.7 | 58.5 | M | 3507638 | 2.3 | 58.1 | M | 5086292 | 2.8 | 51.8 |
| 7 | 1202873 | 2.0 | 40.9 | 7 | 2067310 | 1.6 | 36.7 | 7 | 2015598 | 2.1 | 33.4 | 7 | 3017388 | 2.6 | 30.7 |
| 2 | 570062 | 3.4 | 19.3 | 2 | 1148218 | 5.2 | 20.4 | 2 | 1051612 | 5.9 | 17.4 | 9 | 2215402 | 9.0 | 22.5 |
| 0 | 368054 | 1.8 | 12.5 | 0 | 772474 | 3.1 | 13.7 | 5 | 955184 | 4.3 | 15.8 | 5 | 1274522 | 4.8 | 12.9 |
| 5 | 349856 | 2.4 | 11.8 | 5 | 735404 | 2.6 | 13.0 | 9 | 591146 | 3.3 | 9.7 | 2 | 1261126 | 5.9 | 12.8 |
| 6 | 200047 | 1.2 | 6.8 | 8 | 246399 | 1.2 | 4.3 | 0 | 475231 | 2.9 | 7.8 | 0 | 723453 | 3.2 | 7.3 |
| 8 | 130074 | 1.1 | 4.4 | 6 | 244532 | 1.3 | 4.3 | 3 | 274283 | 4.1 | 4.5 | 6 | 426125 | 2.1 | 4.3 |
| 3 | 56979 | 1.0 | 1.9 | 3 | 223347 | 1.7 | 3.9 | 8 | 270760 | 1.6 | 4.4 | 8 | 368257 | 1.7 | 3.7 |
| 1 | 31885 | 1.7 | 1.0 | 1 | 86046 | 2.2 | 1.5 | 6 | 266097 | 1.7 | 4.4 | 3 | 367356 | 5.2 | 3.7 |
| 9 | 16446 | 0.2 | 0.5 | 9 | 84535 | 0.5 | 1.5 | 1 | 125980 | 3.9 | 2.0 | 1 | 151650 | 3.9 | 1.5 |
| 4 | 14183 | 1.0 | 0.4 | 4 | 16855 | 0.8 | 0.2 | 4 | 6249 | 0.7 | 0.1 | 4 | 8254 | 0.6 | 0.0 |

JAPANESE EXPORTS TO TAIWAN

| | | | | | | | | | | | | | | | |
|---|---|---|---|---|---|---|---|---|---|---|---|---|---|---|---|
| TL | 3618137 | 3.9 | 100.0 | TL | 6565750 | 2.8 | 100.0 | TL | 9750699 | 4.9 | 100.0 | TL | 12111505 | 5.4 | 100.0 |
| M | 3394160 | 3.8 | 93.8 | M | 6072958 | 2.7 | 92.4 | M | 9108201 | 4.7 | 93.4 | M | 11376354 | 5.2 | 93.9 |
| 7 | 1653927 | 3.1 | 45.7 | 7 | 3257983 | 2.1 | 49.6 | 7 | 5370438 | 3.8 | 55.0 | 7 | 6670225 | 4.2 | 55.0 |
| 6 | 1134526 | 5.1 | 31.3 | 6 | 1485460 | 3.9 | 22.6 | 6 | 2013947 | 7.7 | 20.6 | 6 | 2474130 | 8.2 | 20.4 |
| 5 | 397486 | 8.5 | 10.9 | 5 | 823181 | 8.4 | 12.5 | 5 | 1158470 | 11.6 | 11.8 | 5 | 1406310 | 12.2 | 11.6 |
| 8 | 208220 | 2.7 | 5.7 | 8 | 506334 | 2.5 | 7.7 | 8 | 565345 | 3.3 | 5.7 | 8 | 825689 | 4.3 | 6.8 |
| 2 | 91878 | 8.9 | 2.5 | 2 | 177196 | 10.1 | 2.6 | 2 | 228032 | 16.9 | 2.3 | 2 | 258656 | 16.3 | 2.1 |
| 0 | 50809 | 4.9 | 1.4 | 0 | 156551 | 10.0 | 2.3 | 0 | 185345 | 15.1 | 1.9 | 0 | 236748 | 18.4 | 1.9 |
| 9 | 44518 | 3.9 | 1.2 | 9 | 79674 | 3.4 | 1.2 | 9 | 157982 | 7.6 | 1.6 | 9 | 157557 | 5.1 | 1.3 |
| 3 | 34151 | 9.2 | 0.9 | 3 | 71137 | 9.5 | 1.0 | 3 | 57411 | 8.2 | 0.5 | 3 | 66007 | 11.8 | 0.5 |
| 4 | 1997 | 2.4 | 0.0 | 4 | 5190 | 3.5 | 0.0 | 1 | 7811 | 7.4 | 0.0 | 1 | 9980 | 9.1 | 0.0 |
| 1 | 625 | 0.6 | 0.0 | 1 | 3045 | 2.0 | 0.0 | 4 | 5916 | 8.0 | 0.0 | 4 | 6205 | 4.8 | 0.0 |

EC EXPORTS TO TAIWAN

| 1980 | | | | | 1985 | | | | | 1987 | | | | | 1987 | | | |
|---|---|---|---|---|---|---|---|---|---|---|---|---|---|---|---|---|---|---|
| A | B1 | C | D | E | A | B1 | C | D | E | A | B1 | C | D | E | A | B | C | D |
| 51 | 137290 | 1.8 | 11.1 | 11.1 | 72 | 181976 | 1.1 | 10.4 | 10.4 | 72 | 538051 | 2.2 | 13.7 | 13.7 | 51569 | 29997 | 2.2 | 2.4 |
| 72 | 129466 | 0.7 | 10.5 | 21.7 | 51 | 168177 | 1.9 | 9.6 | 20.0 | 78 | 456527 | 1.1 | 11.6 | 25.3 | 71332 | 28193 | 9.2 | 2.3 |
| 77 | 106226 | 0.8 | 8.6 | 30.3 | 77 | 157742 | 1.2 | 9.0 | 29.1 | 77 | 357842 | 1.8 | 9.1 | 34.4 | 72443 | 25748 | 5.4 | 2.1 |
| 78 | 102783 | 0.4 | 8.3 | 38.6 | 78 | 150733 | 0.6 | 8.6 | 37.7 | 51 | 354208 | 3.0 | 9.0 | 43.4 | 76493 | 24489 | 2.2 | 2.0 |
| 74 | 80206 | 0.4 | 6.5 | 45.1 | 79 | 143851 | 1.6 | 8.2 | 46.0 | 79 | 290374 | 2.4 | 7.4 | 50.7 | 88529 | 20768 | 14.1 | 1.7 |
| 71 | 48759 | 0.5 | 4.0 | 49.1 | 74 | 99732 | 0.6 | 5.7 | 51.7 | 74 | 209522 | 0.9 | 5.3 | 56.1 | 78539 | 19226 | 6.2 | 1.6 |
| 76 | 48530 | 0.8 | 3.9 | 53.0 | 87 | 65814 | 1.0 | 3.8 | 55.4 | 58 | 124462 | 1.3 | 3.2 | 59.2 | 51214 | 18910 | 10.5 | 1.5 |
| 73 | 45824 | 0.9 | 3.7 | 56.8 | 59 | 55307 | 1.1 | 3.2 | 58.6 | 59 | 106735 | 1.6 | 2.7 | 61.9 | 51389 | 17170 | 7.1 | 1.4 |
| 79 | 40741 | 0.4 | 3.3 | 60.1 | 58 | 52912 | 0.8 | 3.0 | 61.6 | 67 | 103959 | 0.6 | 2.6 | 64.6 | 54179 | 14823 | 0.6 | 1.2 |
| 88 | 40010 | 1.2 | 3.2 | 63.3 | 53 | 51950 | 1.8 | 3.0 | 64.6 | 53 | 98372 | 2.3 | 2.5 | 67.1 | 51383 | 14191 | 11.9 | 1.2 |
| 58 | 39603 | 0.6 | 3.2 | 66.5 | 54 | 44634 | 0.9 | 2.6 | 67.2 | 76 | 97120 | 1.2 | 2.5 | 69.5 | 08142 | 13017 | 10.0 | 1.1 |
| 53 | 38613 | 1.3 | 3.1 | 69.7 | 76 | 44203 | 0.8 | 2.5 | 69.7 | 87 | 87399 | 0.9 | 2.2 | 71.8 | 02243 | 12749 | 1.4 | 1.0 |
| 54 | 30691 | 0.6 | 2.5 | 72.2 | 65 | 37650 | 0.4 | 2.2 | 71.9 | 65 | 83462 | 0.7 | 2.1 | 73.9 | 79382 | 12500 | 4.1 | 1.0 |
| 66 | 30497 | 0.2 | 2.5 | 74.6 | 68 | 34476 | 0.8 | 2.0 | 73.8 | 68 | 80962 | 1.5 | 2.1 | 75.9 | 79322 | 11816 | 1.8 | 1.0 |
| 59 | 25120 | 0.5 | 2.0 | 76.7 | 02 | 32889 | 1.2 | 1.9 | 75.7 | 75 | 67969 | 0.7 | 1.7 | 77.7 | 66245 | 10172 | 1.4 | 0.8 |
| 87 | 23602 | 0.5 | 1.9 | 78.6 | 66 | 29359 | 0.3 | 1.7 | 77.4 | 54 | 67633 | 0.8 | 1.7 | 79.4 | 77689 | 9603 | 3.7 | 0.8 |
| 02 | 23372 | 0.6 | 1.9 | 80.5 | 67 | 27743 | 0.2 | 1.6 | 79.0 | 11 | 56413 | 1.0 | 1.4 | 80.8 | 74521 | 9439 | 8.8 | 0.8 |
| 67 | 20753 | 0.1 | 1.7 | 82.2 | 52 | 27725 | 0.7 | 1.6 | 80.6 | 52 | 55042 | 1.2 | 1.4 | 82.2 | 58422 | 9196 | 16.5 | 0.7 |
| 52 | 20091 | 0.5 | 1.6 | 83.8 | 71 | 26238 | 0.3 | 1.5 | 82.1 | 73 | 54594 | 0.9 | 1.4 | 83.6 | 72449 | 9180 | 2.5 | 0.7 |
| 70 | 18935 | 1.2 | 1.5 | 85.3 | 73 | 25217 | 0.7 | 1.4 | 83.6 | 66 | 52687 | 0.4 | 1.3 | 84.9 | 73619 | 9170 | 1.7 | 0.7 |
| 65 | 14925 | 0.2 | 1.2 | 86.5 | 11 | 21804 | 0.5 | 1.2 | 84.8 | 71 | 52159 | 0.4 | 1.3 | 86.3 | 73614 | 8951 | 1.6 | 0.7 |
| 11 | 14592 | 0.3 | 1.2 | 87.7 | 89 | 21089 | 0.2 | 1.2 | 85.9 | 69 | 43499 | 0.4 | 1.1 | 87.4 | 72841 | 8899 | 5.0 | 0.7 |
| 69 | 14331 | 0.1 | 1.2 | 88.9 | 75 | 20124 | 0.3 | 1.2 | 87.1 | 26 | 43158 | 2.7 | 1.1 | 88.5 | 11242 | 8875 | 1.7 | 0.7 |
| 08 | 13905 | 1.5 | 1.1 | 90.0 | 69 | 18561 | 0.2 | 1.1 | 88.2 | | | | | | 67271 | 8829 | 1.1 | 0.7 |
| 68 | 13345 | 0.2 | 1.1 | 91.1 | 23 | 17882 | 2.8 | 1.0 | 89.2 | | | | | | 88514 | 7806 | 7.3 | 0.6 |
| | | | | | | | | | | | | | | | 02242 | 7441 | 1.4 | 0.6 |
| 724 | 70381 | 2.0 | 5.7 | 5.7 | 781 | 124126 | 0.8 | 7.1 | 7.1 | 781 | 401416 | 1.6 | 10.2 | 10.2 | 72442 | 7375 | 2.6 | 0.6 |
| 781 | 62862 | 0.5 | 5.1 | 10.8 | 792 | 113583 | 1.6 | 6.5 | 13.6 | 724 | 327139 | 6.0 | 8.3 | 18.5 | 87483 | 6759 | 0.5 | 0.5 |
| 776 | 59703 | 4.7 | 4.8 | 15.7 | 776 | 100788 | 5.3 | 5.8 | 19.4 | 793 | 241469 | 3.8 | 6.1 | 24.6 | 72845 | 6382 | 4.2 | 0.5 |
| 515 | 44684 | 2.6 | 3.6 | 19.3 | 724 | 95553 | 3.0 | 5.5 | 24.9 | 776 | 237908 | 7.9 | 6.0 | 30.7 | 51382 | 6378 | 20.2 | 0.5 |
| 764 | 44340 | 1.0 | 3.6 | 22.9 | 728 | 60296 | 1.1 | 3.5 | 28.3 | 728 | 125705 | 1.6 | 3.2 | 33.9 | 59899 | 6249 | 0.4 | 0.5 |
| 513 | 43393 | 3.5 | 3.5 | 26.4 | 874 | 54199 | 1.1 | 3.1 | 31.4 | 764 | 91728 | 1.4 | 2.3 | 36.2 | 58491 | 6234 | 5.0 | 0.5 |
| 728 | 41588 | 0.7 | 3.4 | 29.8 | 541 | 44634 | 0.9 | 2.6 | 34.0 | 511 | 81531 | 3.2 | 2.1 | 38.3 | 66232 | 6101 | 1.6 | 0.5 |
| 736 | 40283 | 1.0 | 3.3 | 33.1 | 764 | 38797 | 0.9 | 2.2 | 36.2 | 515 | 80473 | 2.6 | 2.0 | 40.3 | 59898 | 6018 | 2.3 | 0.5 |
| 793 | 38847 | 1.2 | 3.2 | 36.2 | 515 | 38201 | 1.8 | 2.2 | 38.4 | 512 | 71394 | 7.0 | 1.8 | 42.1 | 72848 | 5831 | 0.4 | 0.5 |
| 713 | 33632 | 0.9 | 2.7 | 38.9 | 513 | 35752 | 2.4 | 2.0 | 40.4 | 874 | 68242 | 1.0 | 1.7 | 43.9 | 72842 | 5706 | 0.7 | 0.5 |
| 885 | 32025 | 4.7 | 2.6 | 41.5 | 598 | 34025 | 1.1 | 1.9 | 42.4 | 541 | 67633 | 0.8 | 1.7 | 45.6 | 73613 | 5701 | 0.8 | 0.5 |
| 541 | 30691 | 0.6 | 2.5 | 44.0 | 511 | 32235 | 1.6 | 1.8 | 44.2 | 598 | 65779 | 1.5 | 1.7 | 47.3 | 72451 | 5647 | 2.0 | 0.5 |
| 741 | 23359 | 0.7 | 1.9 | 45.9 | 022 | 31284 | 2.2 | 1.8 | 46.0 | 582 | 64269 | 1.8 | 1.6 | 48.9 | 53351 | 5458 | 3.3 | 0.4 |
| 022 | 21633 | 1.1 | 1.8 | 47.7 | 582 | 29459 | 1.3 | 1.7 | 47.7 | 513 | 63887 | 3.3 | 1.6 | 50.5 | 11241 | 5428 | 0.4 | 0.4 |
| 512 | 21017 | 2.1 | 1.7 | 49.4 | 793 | 28620 | 1.2 | 1.6 | 49.3 | 741 | 59739 | 1.4 | 1.5 | 52.0 | 74522 | 5403 | 0.6 | 0.4 |
| 785 | 20154 | 3.0 | 1.6 | 51.0 | 512 | 25936 | 3.1 | 1.5 | 50.8 | 112 | 55884 | 1.0 | 1.4 | 53.5 | 76491 | 5285 | 0.6 | 0.4 |
| 874 | 19532 | 0.5 | 1.6 | 52.6 | 741 | 25122 | 0.8 | 1.4 | 52.3 | 759 | 52623 | 1.3 | 1.3 | 54.8 | 54139 | 5260 | 1.8 | 0.4 |
| 745 | 18702 | 0.8 | 1.5 | 54.1 | 531 | 24303 | 2.0 | 1.4 | 53.7 | 684 | 48066 | 2.2 | 1.2 | 56.0 | 09809 | 4984 | 0.7 | 0.4 |
| 662 | 18202 | 1.3 | 1.5 | 55.6 | 112 | 21556 | 0.5 | 1.2 | 54.9 | 531 | 45879 | 2.7 | 1.2 | 57.2 | 51124 | 4871 | 1.0 | 0.4 |
| 533 | 18007 | 1.1 | 1.5 | 57.1 | 778 | 20570 | 0.6 | 1.2 | 56.1 | 772 | 45567 | 0.9 | 1.2 | 58.3 | 53342 | 4818 | 0.9 | 0.4 |
| 531 | 17100 | 1.4 | 1.4 | 58.5 | 684 | 20569 | 1.2 | 1.2 | 57.2 | 792 | 45380 | 0.7 | 1.2 | 59.5 | 33452 | 4562 | 3.8 | 0.4 |
| 772 | 17057 | 0.4 | 1.4 | 59.8 | 522 | 20244 | 1.3 | 1.2 | 58.4 | 583 | 45373 | 0.8 | 1.2 | 60.6 | 51379 | 4549 | 1.3 | 0.4 |
| 584 | 16829 | 2.6 | 1.4 | 61.2 | 514 | 20094 | 1.1 | 1.2 | 59.6 | 749 | 42307 | 0.7 | 1.1 | 61.7 | 53121 | 4302 | 1.8 | 0.3 |
| 784 | 16121 | 0.2 | 1.3 | 62.5 | 533 | 20039 | 1.3 | 1.1 | 60.7 | 736 | 41159 | 0.9 | 1.0 | 62.8 | 72849 | 4091 | 0.4 | 0.3 |
| 598 | 15096 | 0.5 | 1.2 | 63.7 | 736 | 18167 | 0.6 | 1.0 | 61.7 | 533 | 40138 | 1.7 | 1.0 | 63.8 | 72641 | 4054 | 0.7 | 0.3 |
| 112 | 14591 | 0.4 | 1.2 | 64.9 | 233 | 17877 | 2.8 | 1.0 | 62.8 | | | | | | | | | |
| 749 | 14284 | 0.3 | 1.2 | 66.1 | 749 | 17510 | 0.4 | 1.0 | 63.8 | | | | | | | | | |
| 778 | 14181 | 0.4 | 1.2 | 67.2 | | | | | | | | | | | | | | |
| 081 | 13905 | 1.5 | 1.1 | 68.4 | | | | | | | | | | | | | | |

A: SITC Rev2 Codes; B: 000 ECU; B1: 000 US$; C: % of total EC sectoral exports; D: % of total EC bilateral exports; E: cumulative % of total EC bilateral exports; TL: total trade; M: manufactures: 5+6+7+8.

| 1980 | | | | 1985 | | | | 1987 | | | | 1988 | | | |
|---|---|---|---|---|---|---|---|---|---|---|---|---|---|---|---|
| A | B | C | D | A | B | C | D | A | B | C | D | A | B | C | D |
| EC EXPORTS TO THAILAND | | | | | | | | | | | | | | | |
| TL | 710307 | 0.3 | 100.0 | TL | 1610502 | 0.4 | 100.0 | TL | 1624467 | 0.5 | 100.0 | TL | 2008556 | 0.5 | 100.0 |
| M | 608073 | 0.3 | 85.6 | M | 1436595 | 0.4 | 89.2 | M | 1382534 | 0.5 | 85.1 | M | 1752009 | 0.5 | 87.2 |
| 7 | 330447 | 0.4 | 46.5 | 7 | 790883 | 0.6 | 49.1 | 7 | 695123 | 0.5 | 42.7 | 7 | 914601 | 0.6 | 45.5 |
| 5 | 170299 | 0.7 | 23.9 | 5 | 348271 | 0.7 | 21.6 | 5 | 332944 | 0.8 | 20.4 | 5 | 376070 | 0.7 | 18.7 |
| 6 | 77071 | 0.2 | 10.8 | 6 | 205564 | 0.3 | 12.7 | 6 | 273170 | 0.5 | 16.8 | 6 | 358936 | 0.5 | 17.8 |
| 9 | 30548 | 0.3 | 4.3 | 9 | 55270 | 0.2 | 3.4 | 9 | 95854 | 1.1 | 5.9 | 9 | 53008 | 0.5 | 2.6 |
| 0 | 39247 | 0.6 | 5.5 | 0 | 68362 | 0.3 | 4.2 | 0 | 86258 | 0.5 | 5.3 | 0 | 105635 | 0.2 | 5.2 |
| 8 | 30256 | 0.1 | 4.2 | 8 | 91885 | 0.6 | 5.7 | 8 | 81302 | 0.2 | 5.0 | 8 | 102410 | 0.9 | 5.0 |
| 1 | 14792 | 0.4 | 2.0 | 1 | 31408 | 0.5 | 1.9 | 1 | 33304 | 0.6 | 2.0 | 1 | 58595 | 0.5 | 2.9 |
| 2 | 5280 | 0.1 | 0.7 | 2 | 10871 | 0.1 | 0.6 | 2 | 17950 | 0.3 | 1.1 | 2 | 28424 | 0.3 | 1.4 |
| 3 | 11610 | 0.1 | 1.6 | 3 | 6011 | 0.0 | 0.3 | 3 | 6703 | 0.1 | 0.4 | 3 | 8131 | 0.0 | 0.4 |
| 4 | 758 | 0.1 | 0.1 | 4 | 1994 | 0.1 | 0.1 | 4 | 1882 | 0.2 | 0.1 | 4 | 2767 | 0.2 | 0.1 |
| USA EXPORTS TO THAILAND | | | | | | | | | | | | | | | |
| TL | 762258 | 0.5 | 100.0 | TL | 945841 | 0.3 | 100.0 | TL | 1255399 | 0.5 | 100.0 | TL | 1387317 | 0.5 | 100.0 |
| M | 596882 | 0.5 | 78.3 | M | 732290 | 0.3 | 77.4 | M | 1094063 | 0.7 | 87.1 | M | 1155028 | 0.6 | 83.2 |
| 7 | 388338 | 0.6 | 50.9 | 7 | 454801 | 0.3 | 48.0 | 7 | 849928 | 0.8 | 67.7 | 7 | 798319 | 0.6 | 57.5 |
| 5 | 129774 | 0.8 | 17.0 | 5 | 162765 | 0.5 | 17.2 | 5 | 149147 | 0.6 | 11.8 | 5 | 201443 | 0.7 | 14.5 |
| 2 | 74501 | 0.4 | 9.7 | 2 | 77145 | 0.3 | 8.1 | 2 | 80344 | 0.4 | 6.3 | 2 | 109236 | 0.5 | 7.8 |
| 6 | 46056 | 0.2 | 6.0 | 1 | 62381 | 1.6 | 6.5 | 6 | 53225 | 0.3 | 4.2 | 6 | 86570 | 0.4 | 6.2 |
| 1 | 33937 | 1.8 | 4.4 | 8 | 61852 | 0.3 | 6.5 | 8 | 41765 | 0.2 | 3.3 | 8 | 68698 | 0.3 | 4.9 |
| 8 | 32714 | 0.2 | 4.2 | 6 | 52873 | 0.2 | 5.5 | 0 | 37066 | 0.2 | 2.9 | 0 | 50269 | 0.2 | 3.6 |
| 0 | 27353 | 0.1 | 3.5 | 0 | 41416 | 0.1 | 4.3 | 9 | 22601 | 0.1 | 1.8 | 9 | 32845 | 0.1 | 2.3 |
| 3 | 23374 | 0.4 | 3.0 | 9 | 14389 | 0.1 | 1.5 | 1 | 14645 | 0.4 | 1.1 | 1 | 31093 | 0.8 | 2.2 |
| 9 | 5178 | 0.0 | 0.6 | 3 | 11288 | 0.0 | 1.1 | 3 | 6424 | 0.0 | 0.5 | 3 | 8464 | 0.1 | 0.6 |
| 4 | 1033 | 0.0 | 0.1 | 4 | 6932 | 0.3 | 0.7 | 4 | 256 | 0.0 | 0.0 | 4 | 382 | 0.0 | 0.0 |
| JAPANESE EXPORTS TO THAILAND | | | | | | | | | | | | | | | |
| TL | 1347572 | 1.4 | 100.0 | TL | 2633778 | 1.1 | 100.0 | TL | 2537959 | 1.2 | 100.0 | TL | 4355274 | 1.9 | 100.0 |
| M | 1300121 | 1.4 | 96.4 | M | 2525619 | 1.1 | 95.8 | M | 2427174 | 1.2 | 95.6 | M | 4158524 | 1.9 | 95.4 |
| 7 | 626480 | 1.1 | 46.4 | 7 | 1376216 | 0.8 | 52.2 | 7 | 1396421 | 1.0 | 55.0 | 7 | 2601093 | 1.6 | 59.7 |
| 6 | 441269 | 2.0 | 32.7 | 6 | 695490 | 1.8 | 26.4 | 6 | 615176 | 2.3 | 24.2 | 6 | 990071 | 3.3 | 22.7 |
| 5 | 190873 | 4.1 | 14.1 | 5 | 341557 | 3.4 | 12.9 | 5 | 321063 | 3.2 | 12.6 | 5 | 396515 | 3.4 | 9.1 |
| 8 | 41501 | 0.5 | 3.0 | 8 | 112356 | 0.5 | 4.2 | 8 | 94515 | 0.5 | 3.7 | 8 | 170847 | 0.8 | 3.9 |
| 2 | 15257 | 1.4 | 1.1 | 2 | 32829 | 1.8 | 1.2 | 0 | 36335 | 2.9 | 1.4 | 0 | 74354 | 5.7 | 1.7 |
| 9 | 11825 | 1.0 | 0.8 | 0 | 31135 | 1.9 | 1.1 | 9 | 29083 | 1.4 | 1.1 | 9 | 58990 | 1.9 | 1.3 |
| 0 | 9168 | 0.9 | 0.6 | 9 | 24917 | 1.0 | 0.9 | 2 | 27535 | 2.0 | 1.0 | 2 | 41579 | 2.6 | 0.9 |
| 3 | 6834 | 1.8 | 0.5 | 3 | 17117 | 2.2 | 0.6 | 3 | 16030 | 2.3 | 0.6 | 3 | 19248 | 3.4 | 0.4 |
| 4 | 4243 | 5.2 | 0.3 | 4 | 1710 | 1.1 | 0.0 | 4 | 1293 | 1.7 | 0.0 | 4 | 1876 | 1.4 | 0.0 |
| 1 | 124 | 0.1 | 0.0 | 1 | 449 | 0.3 | 0.0 | 1 | 510 | 0.4 | 0.0 | 1 | 704 | 0.6 | 0.0 |

EC EXPORTS TO THAILAND

| 1980 | | | | | 1985 | | | | | 1987 | | | | | 1987 | | | |
|---|---|---|---|---|---|---|---|---|---|---|---|---|---|---|---|---|---|---|
| A | B1 | C | D | E | A | B1 | C | D | E | A | B1 | C | D | E | A | B | C | D |
| 72 | 132525 | 0.7 | 13.1 | 13.1 | 79 | 199435 | 2.2 | 16.1 | 16.1 | 72 | 158961 | 0.7 | 8.4 | 8.4 | 66722 | 48089 | 1.5 | 2.5 |
| 74 | 64580 | 0.4 | 6.4 | 19.5 | 74 | 87898 | 0.5 | 7.1 | 23.1 | 77 | 139443 | 0.7 | 7.4 | 15.8 | 66729 | 28079 | 1.2 | 1.5 |
| 78 | 58239 | 0.2 | 5.8 | 25.3 | 72 | 86442 | 0.5 | 7.0 | 30.1 | 78 | 121787 | 0.3 | 6.4 | 22.2 | 11241 | 19921 | 1.7 | 1.1 |
| 71 | 54988 | 0.6 | 5.4 | 30.7 | 51 | 78362 | 0.9 | 6.3 | 36.4 | 66 | 118440 | 0.9 | 6.3 | 28.5 | 72443 | 19896 | 2.6 | 1.1 |
| 51 | 54250 | 0.7 | 5.4 | 36.1 | 78 | 72489 | 0.3 | 5.8 | 42.2 | 76 | 105173 | 1.3 | 5.6 | 34.1 | 59899 | 19353 | 0.8 | 1.0 |
| 70 | 49702 | 3.0 | 4.9 | 41.0 | 77 | 63330 | 0.5 | 5.1 | 47.3 | 74 | 100201 | 0.4 | 5.3 | 39.4 | 67251 | 18157 | 2.5 | 1.0 |
| 77 | 44535 | 0.3 | 4.4 | 45.4 | 66 | 52813 | 0.6 | 4.3 | 51.6 | 79 | 99584 | 0.8 | 5.3 | 44.6 | 54179 | 17882 | 0.5 | 0.9 |
| 54 | 40234 | 0.8 | 4.0 | 49.4 | 54 | 44288 | 0.8 | 3.6 | 55.2 | 51 | 89787 | 0.8 | 4.8 | 49.4 | 02242 | 17776 | 4.2 | 0.9 |
| 59 | 38924 | 0.8 | 3.9 | 53.3 | 59 | 37604 | 0.8 | 3.0 | 58.2 | 67 | 87095 | 0.5 | 4.6 | 54.0 | 87483 | 17632 | 0.5 | 0.9 |
| 95 | 31001 | 2.7 | 3.1 | 56.3 | 67 | 34993 | 0.2 | 2.8 | 61.0 | 53 | 57788 | 1.4 | 3.1 | 57.0 | 52321 | 16805 | 38.8 | 0.9 |
| 58 | 30023 | 0.4 | 3.0 | 59.3 | 87 | 34970 | 0.5 | 2.8 | 63.8 | 54 | 55353 | 0.7 | 2.9 | 60.0 | 76483 | 16607 | 2.3 | 0.9 |
| 69 | 29458 | 0.3 | 2.9 | 62.2 | 53 | 31729 | 1.1 | 2.6 | 66.4 | 59 | 55149 | 0.8 | 2.9 | 62.9 | 67463 | 16522 | 3.7 | 0.9 |
| 79 | 28590 | 0.3 | 2.8 | 65.0 | 71 | 30912 | 0.3 | 2.5 | 68.9 | 58 | 49222 | 0.5 | 2.6 | 65.5 | 51569 | 16519 | 0.7 | 0.9 |
| 53 | 27695 | 1.0 | 2.7 | 67.8 | 58 | 29349 | 0.4 | 2.4 | 71.2 | 71 | 48128 | 0.4 | 2.5 | 68.0 | 09809 | 16006 | 1.3 | 0.8 |
| 67 | 23419 | 0.1 | 2.3 | 70.1 | 69 | 26472 | 0.3 | 2.1 | 73.4 | 87 | 44220 | 0.5 | 2.3 | 70.4 | 02243 | 13240 | 1.5 | 0.7 |
| 56 | 23100 | 1.7 | 2.3 | 72.4 | 11 | 23755 | 0.6 | 1.9 | 75.3 | 52 | 42041 | 0.9 | 2.2 | 72.6 | 76491 | 12096 | 1.0 | 0.6 |
| 11 | 20331 | 0.5 | 2.0 | 74.4 | 70 | 21515 | 1.7 | 1.7 | 77.0 | | | | | | 51389 | 11877 | 1.9 | 0.6 |
| 33 | 16512 | 0.1 | 1.6 | 76.0 | 76 | 18435 | 0.3 | 1.5 | 78.5 | | | | | | 11242 | 11540 | 1.5 | 0.6 |
| 52 | 16150 | 0.4 | 1.6 | 77.6 | 89 | 18394 | 0.2 | 1.5 | 80.0 | | | | | | 67332 | 11003 | 1.8 | 0.6 |
| 87 | 16096 | 0.3 | 1.6 | 79.2 | 64 | 18363 | 0.6 | 1.5 | 81.5 | | | | | | 76493 | 10829 | 0.6 | 0.6 |
| 66 | 15985 | 0.1 | 1.6 | 80.8 | 56 | 16655 | 1.7 | 1.3 | 82.8 | | | | | | 72842 | 10784 | 0.8 | 0.6 |
| 64 | 15484 | 0.6 | 1.5 | 82.3 | 52 | 16144 | 0.4 | 1.3 | 84.1 | | | | | | 67441 | 9538 | 1.6 | 0.5 |
| 89 | 14593 | 0.1 | 1.4 | 83.8 | 73 | 15937 | 0.4 | 1.3 | 85.4 | | | | | | 72848 | 9531 | 0.5 | 0.5 |
| 09 | 14570 | 1.5 | 1.4 | 85.2 | 93 | 14003 | 0.3 | 1.1 | 86.5 | | | | | | 53351 | 9171 | 3.9 | 0.5 |
| 02 | 14393 | 0.4 | 1.4 | 86.7 | 75 | 13443 | 0.2 | 1.1 | 87.6 | | | | | | 51561 | 8442 | 1.9 | 0.4 |
| 76 | 13599 | 0.2 | 1.3 | 88.0 | 09 | 13071 | 1.1 | 1.1 | 88.6 | | | | | | 87202 | 7715 | 0.5 | 0.4 |
| 73 | 13506 | 0.3 | 1.3 | 89.3 | 55 | 13068 | 0.5 | 1.1 | 89.7 | | | | | | 72442 | 7491 | 1.6 | 0.4 |
| 04 | 13386 | 0.3 | 1.3 | 90.7 | 02 | 12524 | 0.5 | 1.0 | 90.7 | | | | | | 74522 | 7432 | 0.5 | 0.4 |
| 55 | 11747 | 0.4 | 1.2 | 91.8 | | | | | | | | | | | 72342 | 7411 | 0.6 | 0.4 |
| | | | | | | | | | | | | | | | 64121 | 7180 | 1.8 | 0.4 |
| 728 | 55187 | 0.9 | 5.5 | 5.5 | 792 | 157508 | 2.3 | 12.7 | 12.7 | 764 | 104170 | 1.6 | 5.5 | 5.5 | 72591 | 6924 | 2.7 | 0.4 |
| 541 | 40234 | 0.8 | 4.0 | 9.4 | 541 | 44288 | 0.8 | 3.6 | 16.2 | 667 | 98127 | 1.7 | 5.2 | 10.7 | 72849 | 6667 | 0.4 | 0.4 |
| 951 | 31001 | 2.7 | 3.1 | 12.5 | 667 | 36619 | 1.0 | 2.9 | 19.2 | 784 | 68749 | 0.7 | 3.6 | 14.3 | 54164 | 6501 | 3.0 | 0.3 |
| 722 | 26630 | 1.4 | 2.6 | 15.2 | 728 | 36493 | 0.7 | 2.9 | 22.1 | 776 | 61343 | 2.0 | 3.2 | 17.6 | 54131 | 6312 | 1.9 | 0.3 |
| 515 | 24810 | 1.4 | 2.5 | 17.6 | 784 | 32264 | 0.5 | 2.6 | 24.7 | 541 | 55353 | 0.7 | 2.9 | 20.5 | 56291 | 6164 | 1.9 | 0.3 |
| 784 | 24652 | 0.3 | 2.4 | 20.0 | 781 | 29124 | 0.2 | 2.3 | 27.1 | 724 | 53681 | 1.0 | 2.8 | 23.4 | 72812 | 6002 | 0.8 | 0.3 |
| 781 | 23870 | 0.2 | 2.4 | 22.4 | 515 | 28861 | 1.4 | 2.3 | 29.4 | 792 | 51246 | 0.8 | 2.7 | 26.1 | 58321 | 5951 | 1.8 | 0.3 |
| 562 | 23100 | 1.7 | 2.3 | 24.7 | 874 | 28380 | 0.6 | 2.3 | 31.7 | 728 | 48938 | 0.6 | 2.6 | 28.7 | 72834 | 5851 | 2.3 | 0.3 |
| 583 | 21420 | 0.5 | 2.1 | 26.8 | 776 | 27834 | 1.5 | 2.2 | 33.9 | 781 | 40118 | 0.2 | 2.1 | 30.8 | 74132 | 5640 | 1.3 | 0.3 |
| 112 | 20298 | 0.5 | 2.0 | 28.8 | 791 | 27342 | 3.3 | 2.2 | 36.1 | 112 | 37487 | 0.7 | 2.0 | 32.8 | 08199 | 5289 | 1.0 | 0.3 |
| 716 | 19784 | 1.0 | 2.0 | 30.8 | 112 | 23643 | 0.6 | 1.9 | 38.0 | 515 | 36318 | 1.2 | 1.9 | 34.7 | 88222 | 5243 | 1.2 | 0.3 |
| 591 | 19503 | 1.5 | 1.9 | 32.7 | 513 | 19400 | 1.3 | 1.6 | 39.6 | 674 | 35127 | 0.7 | 1.9 | 36.5 | 53121 | 5219 | 1.8 | 0.3 |
| 791 | 19046 | 1.8 | 1.9 | 34.6 | 598 | 18645 | 0.6 | 1.5 | 41.1 | 598 | 33725 | 0.8 | 1.8 | 38.3 | 72474 | 5021 | 0.7 | 0.3 |
| 598 | 16975 | 0.6 | 1.7 | 36.3 | 741 | 17830 | 0.6 | 1.4 | 42.5 | 874 | 32727 | 0.5 | 1.7 | 40.1 | 74288 | 4984 | 1.2 | 0.3 |
| 724 | 16908 | 0.5 | 1.7 | 38.0 | 764 | 17325 | 0.4 | 1.4 | 43.9 | 022 | 31328 | 1.7 | 1.7 | 41.7 | 72641 | 4950 | 0.4 | 0.3 |
| 531 | 16424 | 1.4 | 1.6 | 39.6 | 745 | 17078 | 0.7 | 1.4 | 45.3 | 741 | 28963 | 0.7 | 1.5 | 43.2 | 72449 | 4924 | 1.0 | 0.3 |
| 714 | 15592 | 0.6 | 1.5 | 41.1 | 724 | 17028 | 0.5 | 1.4 | 46.7 | 772 | 28354 | 0.6 | 1.5 | 44.7 | 51139 | 4856 | 1.1 | 0.3 |
| 334 | 15566 | 0.1 | 1.5 | 42.7 | 511 | 17013 | 0.8 | 1.4 | 48.0 | 531 | 27992 | 1.7 | 1.5 | 46.2 | 77886 | 4593 | 0.5 | 0.2 |
| 741 | 15100 | 0.4 | 1.5 | 44.2 | 562 | 16655 | 1.7 | 1.3 | 49.4 | 523 | 27374 | 2.1 | 1.4 | 47.7 | 67271 | 4499 | 0.5 | 0.2 |
| 098 | 14543 | 1.7 | 1.4 | 45.6 | 533 | 16406 | 1.0 | 1.3 | 50.7 | 533 | 26249 | 1.1 | 1.4 | 49.1 | 51124 | 4436 | 0.5 | 0.2 |
| 749 | 13634 | 0.3 | 1.4 | 46.9 | 591 | 16182 | 1.2 | 1.3 | 52.0 | 931 | 25835 | 0.3 | 1.4 | 50.4 | 64159 | 4405 | 1.2 | 0.2 |

A: SITC Rev2 Codes; B: 000 ECU; B1: 000 US$; C: % of total EC sectoral exports; D: % of total EC bilateral exports; E: cumulative % of total EC bilateral exports; TL: total trade; M: manufactures: 5+6+7+8.

EC EXPORTS TO THAILAND (continued)

| 1980 A | B1 | C | D | E | 1985 A | B1 | C | D | E |
|---|---|---|---|---|---|---|---|---|---|
| 513 | 13143 | 1.1 | 1.3 | 48.3 | 583 | 15961 | 0.4 | 1.3 | 53.3 |
| 641 | 12715 | 0.8 | 1.3 | 49.5 | 743 | 15922 | 0.6 | 1.3 | 54.6 |
| 713 | 11947 | 0.3 | 1.2 | 50.7 | 749 | 15317 | 0.4 | 1.2 | 55.8 |
| 674 | 11920 | 0.3 | 1.2 | 51.9 | 641 | 15079 | 0.8 | 1.2 | 57.0 |
| 764 | 11895 | 0.3 | 1.2 | 53.0 | 736 | 14178 | 0.5 | 1.1 | 58.2 |
| 771 | 11888 | 1.2 | 1.2 | 54.2 | 931 | 14003 | 0.3 | 1.1 | 59.3 |
| 772 | 11707 | 0.3 | 1.2 | 55.4 | 531 | 13631 | 1.1 | 1.1 | 60.4 |
| 048 | 11439 | 1.2 | 1.1 | 56.5 | 714 | 13354 | 0.4 | 1.1 | 61.5 |
| 699 | 11382 | 0.4 | 1.1 | 57.6 | 098 | 13049 | 1.2 | 1.1 | 62.5 |
| 723 | 11314 | 0.3 | 1.1 | 58.8 | 772 | 12762 | 0.4 | 1.0 | 63.5 |
| 736 | 11123 | 0.3 | 1.1 | 59.9 | | | | | |
| 533 | 10465 | 0.7 | 1.0 | 60.9 | | | | | |

| 1980 A | B | C | D | 1985 A | B | C | D | 1987 A | B | C | D | 1988 A | B | C | D |
|---|---|---|---|---|---|---|---|---|---|---|---|---|---|---|---|
| EC EXPORTS TO TURKEY | | | | | | | | | | | | | | | |
| TL | 1870759 | 0.9 | 100.0 | TL | 5342209 | 1.4 | 100.0 | TL | 5529930 | 1.6 | 100.0 | TL | 5125923 | 1.4 | 100.0 |
| M | 1538737 | 0.8 | 82.2 | M | 4696861 | 1.5 | 87.9 | M | 4531309 | 1.5 | 81.9 | M | 4352765 | 1.4 | 84.9 |
| 7 | 805129 | 1.0 | 43.0 | 7 | 2591000 | 0.9 | 48.5 | 7 | 2352138 | 0.7 | 42.5 | 7 | 2244720 | 1.5 | 43.7 |
| 6 | 289555 | 1.6 | 15.4 | 6 | 974011 | 0.6 | 18.2 | 6 | 1006771 | 0.6 | 18.2 | 6 | 958675 | 1.4 | 18.7 |
| 5 | 391743 | 0.6 | 20.9 | 5 | 882569 | 0.8 | 16.5 | 5 | 903513 | 0.8 | 16.3 | 5 | 794441 | 1.6 | 15.4 |
| 9 | 45709 | 0.9 | 2.4 | 9 | 196949 | 1.2 | 3.6 | 9 | 537343 | 3.4 | 9.7 | 9 | 361815 | 3.9 | 7.0 |
| 8 | 52320 | 0.6 | 2.7 | 8 | 249291 | 0.2 | 4.6 | 8 | 268895 | 0.2 | 4.8 | 8 | 354935 | 0.7 | 6.9 |
| 2 | 32787 | 0.3 | 1.7 | 2 | 170694 | 0.6 | 3.1 | 2 | 201537 | 0.8 | 3.6 | 2 | 221571 | 2.8 | 4.3 |
| 0 | 86870 | 0.9 | 4.6 | 0 | 127085 | 0.1 | 2.3 | 0 | 142425 | 0.2 | 2.5 | 0 | 64939 | 5.8 | 1.2 |
| 4 | 45012 | 4.6 | 2.4 | 4 | 98902 | 1.9 | 1.8 | 4 | 55673 | 1.7 | 1.0 | 4 | 68971 | 0.3 | 1.3 |
| 3 | 116545 | 0.8 | 6.2 | 3 | 40051 | 0.0 | 0.7 | 3 | 43562 | 0.1 | 0.7 | 3 | 34316 | 0.3 | 0.6 |
| 1 | 5114 | 0.1 | 0.2 | 1 | 11693 | 0.0 | 0.2 | 1 | 18096 | 0.1 | 0.3 | 1 | 21561 | 0.3 | 0.4 |
| USA EXPORTS TO TURKEY | | | | | | | | | | | | | | | |
| TL | 339833 | 0.2 | 100.0 | TL | 1484408 | 0.5 | 100.0 | TL | 1111752 | 0.5 | 100.0 | TL | 1301037 | 0.4 | 100.0 |
| M | 259408 | 0.2 | 76.3 | M | 1116022 | 0.5 | 75.1 | M | 740681 | 0.4 | 66.6 | M | 857363 | 0.4 | 65.8 |
| 5 | 151283 | 1.0 | 44.5 | 7 | 785879 | 0.6 | 52.9 | 7 | 497898 | 0.5 | 44.7 | 7 | 598836 | 0.5 | 46.0 |
| 7 | 72557 | 0.1 | 21.3 | 5 | 231121 | 0.8 | 15.5 | 2 | 234396 | 1.3 | 21.0 | 2 | 237410 | 1.1 | 18.2 |
| 3 | 33923 | 0.6 | 9.9 | 3 | 154584 | 1.1 | 10.4 | 5 | 156498 | 0.7 | 14.0 | 5 | 138205 | 0.5 | 10.6 |
| 2 | 32045 | 0.1 | 9.4 | 2 | 130403 | 0.6 | 8.7 | 0 | 51366 | 0.3 | 4.6 | 3 | 86646 | 1.2 | 6.6 |
| 6 | 29100 | 0.1 | 8.5 | 6 | 58927 | 0.3 | 3.9 | 6 | 46877 | 0.3 | 4.2 | 6 | 75378 | 0.3 | 5.7 |
| 4 | 7751 | 0.5 | 2.2 | 0 | 41334 | 0.1 | 2.7 | 3 | 45135 | 0.6 | 4.0 | 8 | 44944 | 0.2 | 3.4 |
| 8 | 6467 | 0.0 | 1.9 | 8 | 40096 | 0.2 | 2.7 | 8 | 39408 | 0.2 | 3.5 | 4 | 43386 | 3.3 | 3.3 |
| 0 | 4660 | 0.0 | 1.3 | 4 | 22762 | 1.1 | 1.5 | 4 | 17581 | 1.9 | 1.5 | 0 | 34743 | 0.1 | 2.6 |
| 9 | 1969 | 0.0 | 0.5 | 1 | 10439 | 0.2 | 0.7 | 1 | 12515 | 0.3 | 1.1 | 1 | 31029 | 0.8 | 2.3 |
| 1 | 78 | 0.0 | 0.0 | 9 | 8867 | 0.0 | 0.5 | 9 | 10079 | 0.0 | 0.9 | 9 | 10461 | 0.0 | 0.8 |
| JAPANESE EXPORTS TO TURKEY | | | | | | | | | | | | | | | |
| TL | 136833 | 0.1 | 100.0 | TL | 562338 | 0.2 | 100.0 | TL | 489665 | 0.2 | 100.0 | TL | 384890 | 0.1 | 100.0 |
| M | 135761 | 0.1 | 99.2 | M | 560928 | 0.2 | 99.7 | M | 487544 | 0.2 | 99.5 | M | 381638 | 0.1 | 99.1 |
| 7 | 93388 | 0.1 | 68.2 | 7 | 463609 | 0.2 | 82.4 | 7 | 362576 | 0.2 | 74.0 | 7 | 300309 | 0.1 | 78.0 |
| 6 | 30472 | 0.1 | 22.2 | 6 | 49026 | 0.1 | 8.7 | 6 | 87223 | 0.3 | 17.8 | 6 | 38119 | 0.1 | 9.9 |
| 5 | 7059 | 0.1 | 5.1 | 8 | 38045 | 0.1 | 6.7 | 8 | 24514 | 0.1 | 5.0 | 8 | 31648 | 0.1 | 8.2 |
| 8 | 4843 | 0.0 | 3.5 | 5 | 10247 | 0.1 | 1.8 | 5 | 13231 | 0.1 | 2.7 | 5 | 11563 | 0.1 | 3.0 |
| 9 | 755 | 0.0 | 0.5 | 2 | 665 | 0.0 | 0.1 | 9 | 1175 | 0.0 | 0.2 | 9 | 1566 | 0.0 | 0.4 |
| 0 | 224 | 0.0 | 0.1 | 9 | 650 | 0.0 | 0.1 | 2 | 916 | 0.0 | 0.1 | 2 | 1543 | 0.0 | 0.4 |
| 2 | 92 | 0.0 | 0.0 | 3 | 59 | 0.0 | 0.0 | 3 | 22 | 0.0 | 0.0 | 3 | 121 | 0.0 | 0.0 |
| 3 | 1 | 0.0 | 0.0 | 0 | 26 | 0.0 | 0.0 | 0 | 4 | 0.0 | 0.0 | 0 | 22 | 0.0 | 0.0 |
| | | | | 1 | 10 | 0.0 | 0.0 | 1 | 3 | 0.0 | 0.0 | | | | |

EC EXPORTS TO TURKEY

| 1980 A | B1 | C | D | E | 1985 A | B1 | C | D | E | 1987 A | B1 | C | D | E | 1987 A | B | C | D |
|---|---|---|---|---|---|---|---|---|---|---|---|---|---|---|---|---|---|---|
| 72 | 238191 | 1.3 | 9.0 | 9.0 | 67 | 437597 | 2.8 | 10.6 | 10.6 | 72 | 544844 | 2.2 | 8.5 | 8.5 | 76491 | 162030 | 13.1 | 2.5 |
| 78 | 222659 | 0.8 | 8.4 | 17.3 | 78 | 396667 | 1.5 | 9.6 | 20.3 | 67 | 523849 | 3.3 | 8.1 | 16.6 | 67461 | 161359 | 9.6 | 2.5 |
| 74 | 212629 | 1.1 | 8.0 | 25.3 | 72 | 392145 | 2.3 | 9.5 | 29.8 | 78 | 437891 | 1.1 | 6.8 | 23.4 | 67271 | 80994 | 9.4 | 1.3 |
| 67 | 193283 | 1.1 | 7.3 | 32.6 | 79 | 273691 | 3.1 | 6.6 | 36.4 | 74 | 421558 | 1.9 | 6.6 | 30.0 | 59899 | 66663 | 2.8 | 1.0 |
| 71 | 190303 | 1.9 | 7.2 | 39.7 | 74 | 235205 | 1.4 | 5.7 | 42.1 | 76 | 352022 | 4.5 | 5.5 | 35.4 | 76493 | 63045 | 3.5 | 1.0 |
| 33 | 164727 | 1.0 | 6.2 | 45.9 | 77 | 192361 | 1.4 | 4.7 | 46.8 | 77 | 324841 | 1.6 | 5.0 | 40.5 | 51217 | 59386 | 47.6 | 0.9 |
| 51 | 140392 | 1.8 | 5.3 | 51.2 | 58 | 164183 | 2.4 | 4.0 | 50.8 | 51 | 310593 | 2.6 | 4.8 | 45.3 | 72443 | 43993 | 5.6 | 0.7 |
| 06 | 110227 | 4.3 | 4.1 | 55.3 | 71 | 163702 | 1.8 | 4.0 | 54.8 | 71 | 204680 | 1.6 | 3.2 | 48.5 | 72848 | 41674 | 2.0 | 0.6 |
| 77 | 107758 | 0.8 | 4.1 | 59.4 | 51 | 161051 | 1.8 | 3.9 | 58.7 | 58 | 191558 | 1.9 | 3.0 | 51.5 | 28209 | 41117 | 14.4 | 0.6 |
| 58 | 101177 | 1.4 | 3.8 | 63.2 | 76 | 142574 | 2.7 | 3.5 | 62.1 | 59 | 150577 | 2.2 | 2.3 | 53.8 | 67463 | 39209 | 8.8 | 0.6 |
| 52 | 95325 | 2.5 | 3.6 | 66.8 | 59 | 127219 | 2.6 | 3.1 | 65.2 | 68 | 143619 | 2.6 | 2.2 | 56.0 | 87483 | 38562 | 1.1 | 0.6 |
| 59 | 72527 | 1.5 | 2.7 | 69.5 | 87 | 93427 | 1.4 | 2.3 | 67.5 | 70 | 138925 | 7.4 | 2.2 | 58.2 | 76483 | 34511 | 4.7 | 0.5 |
| 56 | 72379 | 5.2 | 2.7 | 72.2 | 73 | 91353 | 2.4 | 2.2 | 69.7 | 95 | 135072 | 5.9 | 2.1 | 60.3 | 51569 | 34311 | 1.5 | 0.5 |
| 69 | 69208 | 0.6 | 2.6 | 74.8 | 68 | 77884 | 1.7 | 1.9 | 71.6 | 75 | 125875 | 1.3 | 2.0 | 62.3 | 72474 | 30108 | 4.4 | 0.5 |
| 42 | 59424 | 6.0 | 2.2 | 77.1 | 65 | 73748 | 0.8 | 1.8 | 73.4 | 69 | 125029 | 1.1 | 1.9 | 64.2 | 58331 | 29637 | 3.2 | 0.5 |
| 73 | 55488 | 1.1 | 2.1 | 79.1 | 52 | 70197 | 1.7 | 1.7 | 75.1 | 65 | 122727 | 1.0 | 1.9 | 66.1 | 72452 | 29461 | 6.2 | 0.5 |
| 68 | 49833 | 0.7 | 1.9 | 81.0 | 42 | 68938 | 5.9 | 1.7 | 76.8 | | | | | | 72342 | 28630 | 2.5 | 0.4 |
| 70 | 45562 | 2.8 | 1.7 | 82.7 | 69 | 61136 | 0.7 | 1.5 | 78.2 | | | | | | 74522 | 27108 | 1.9 | 0.4 |
| 76 | 45323 | 0.8 | 1.7 | 84.4 | 26 | 59791 | 4.8 | 1.5 | 79.7 | | | | | | 68221 | 27100 | 4.7 | 0.4 |
| 65 | 41989 | 0.4 | 1.6 | 86.0 | 53 | 56284 | 1.9 | 1.4 | 81.1 | | | | | | 51489 | 27030 | 6.9 | 0.4 |
| 53 | 40183 | 1.4 | 1.5 | 87.5 | 75 | 55293 | 0.8 | 1.3 | 82.4 | | | | | | 74428 | 26264 | 2.8 | 0.4 |
| 87 | 35952 | 0.7 | 1.4 | 88.9 | 70 | 54889 | 4.3 | 1.3 | 83.7 | | | | | | 56219 | 26059 | 37.0 | 0.4 |
| 66 | 29754 | 0.2 | 1.1 | 90.0 | 95 | 50007 | 5.5 | 1.2 | 84.9 | | | | | | 72849 | 25872 | 1.7 | 0.4 |
| | | | | | 89 | 46675 | 0.4 | 1.1 | 86.1 | | | | | | 67251 | 23747 | 3.2 | 0.4 |
| | | | | | 54 | 44463 | 0.8 | 1.1 | 87.2 | | | | | | 77887 | 22365 | 3.9 | 0.3 |
| | | | | | 66 | 43609 | 0.5 | 1.1 | 88.2 | | | | | | 72442 | 21464 | 4.7 | 0.3 |
| | | | | | 04 | 41408 | 0.9 | 1.0 | 89.2 | | | | | | 72842 | 21119 | 1.5 | 0.3 |
| | | | | | | | | | | | | | | | 54131 | 20610 | 6.3 | 0.3 |

A: SITC Rev2 Codes; B: 000 ECU; B1: 000 US$; C: % of total EC sectoral exports; D: % of total EC bilateral exports; E: cumulative % of total EC bilateral exports; TL: total trade; M: manufactures: 5+6+7+8.

EC EXPORTS TO TURKEY (continued)

| 1980 | | | | | 1985 | | | | | 1987 | | | | | 1987 | | | |
|---|---|---|---|---|---|---|---|---|---|---|---|---|---|---|---|---|---|---|
| A | B1 | C | D | E | A | B1 | C | D | E | A | B1 | C | D | E | A | B | C | D |
| 334 | 163482 | 1.3 | 6.1 | 6.1 | 792 | 242924 | 3.5 | 5.9 | 5.9 | 764 | 335384 | 5.1 | 5.2 | 5.2 | 56291 | 19943 | 6.0 | 0.3 |
| 784 | 143212 | 1.7 | 5.4 | 11.5 | 784 | 206533 | 3.0 | 5.0 | 10.9 | 674 | 264684 | 5.1 | 4.1 | 9.3 | 87202 | 19294 | 1.3 | 0.3 |
| 061 | 110198 | 4.7 | 4.1 | 15.7 | 672 | 205785 | 12.1 | 5.0 | 15.9 | 784 | 255798 | 2.5 | 4.0 | 13.3 | 74422 | 18667 | 4.6 | 0.3 |
| 674 | 105040 | 2.3 | 3.9 | 19.6 | 724 | 139838 | 4.4 | 3.4 | 19.3 | 724 | 219229 | 4.0 | 3.4 | 16.7 | 58231 | 17959 | 2.4 | 0.3 |
| 724 | 75466 | 2.2 | 2.8 | 22.5 | 674 | 127780 | 2.8 | 3.1 | 22.4 | 728 | 155021 | 1.9 | 2.4 | 19.1 | 04221 | 17698 | 13.3 | 0.3 |
| 723 | 72964 | 2.1 | 2.7 | 25.2 | 764 | 120434 | 2.6 | 2.9 | 25.3 | 951 | 135072 | 5.9 | 2.1 | 21.2 | 51124 | 17539 | 2.0 | 0.3 |
| 562 | 72379 | 5.2 | 2.7 | 27.9 | 713 | 108308 | 3.6 | 2.6 | 28.0 | 749 | 130837 | 2.1 | 2.0 | 23.2 | 67326 | 17182 | 3.3 | 0.3 |
| 713 | 71473 | 1.8 | 2.7 | 30.6 | 723 | 105123 | 3.8 | 2.6 | 30.5 | 598 | 118294 | 2.7 | 1.8 | 25.1 | 66232 | 16807 | 3.7 | 0.3 |
| 583 | 69437 | 1.6 | 2.6 | 33.2 | 598 | 102645 | 3.4 | 2.5 | 33.0 | 672 | 105070 | 5.5 | 1.6 | 26.7 | 72722 | 16364 | 2.0 | 0.3 |
| 716 | 69123 | 3.3 | 2.6 | 35.8 | 781 | 96752 | 0.6 | 2.3 | 35.4 | 713 | 100256 | 2.4 | 1.6 | 28.3 | 58321 | 15719 | 4.7 | 0.2 |
| 741 | 61005 | 1.7 | 2.3 | 38.1 | 583 | 95825 | 2.4 | 2.3 | 37.7 | 583 | 97930 | 1.7 | 1.5 | 29.8 | 53342 | 15564 | 1.9 | 0.2 |
| 423 | 58468 | 6.8 | 2.2 | 40.3 | 874 | 77470 | 1.5 | 1.9 | 39.6 | 778 | 95247 | 1.9 | 1.5 | 31.3 | 26653 | 15499 | 5.8 | 0.2 |
| 728 | 56642 | 1.0 | 2.1 | 42.4 | 736 | 76324 | 2.5 | 1.9 | 41.4 | 723 | 94114 | 2.7 | 1.5 | 32.7 | 67161 | 15464 | 8.5 | 0.2 |
| 522 | 55238 | 3.6 | 2.1 | 44.5 | 728 | 76257 | 1.4 | 1.9 | 43.3 | 874 | 88734 | 1.2 | 1.4 | 34.1 | 74132 | 15444 | 3.7 | 0.2 |
| 749 | 52918 | 1.1 | 2.0 | 46.5 | 423 | 65946 | 6.3 | 1.6 | 44.9 | 512 | 87688 | 8.6 | 1.4 | 35.5 | 67441 | 15194 | 2.6 | 0.2 |
| 598 | 48834 | 1.7 | 1.8 | 48.3 | 749 | 65609 | 1.5 | 1.6 | 46.5 | 752 | 85520 | 1.8 | 1.3 | 36.8 | 72451 | 14917 | 4.8 | 0.2 |
| 736 | 45111 | 1.1 | 1.7 | 50.0 | 673 | 62920 | 1.9 | 1.5 | 48.0 | 541 | 84498 | 1.1 | 1.3 | 38.1 | 01112 | 14733 | 2.0 | 0.2 |
| 523 | 39853 | 3.2 | 1.5 | 51.5 | 582 | 58807 | 2.6 | 1.4 | 49.4 | 781 | 81118 | 0.3 | 1.3 | 39.4 | 72343 | 14554 | 3.7 | 0.2 |
| 782 | 39476 | 0.9 | 1.5 | 53.0 | 741 | 56427 | 1.8 | 1.4 | 50.8 | 741 | 80628 | 2.0 | 1.3 | 40.6 | 52212 | 13957 | 2.7 | 0.2 |
| 691 | 36921 | 1.2 | 1.4 | 54.4 | 778 | 54545 | 1.6 | 1.3 | 52.1 | 782 | 79751 | 2.5 | 1.2 | 41.9 | 51379 | 13901 | 2.4 | 0.2 |
| 778 | 36591 | 1.1 | 1.4 | 55.8 | 951 | 50007 | 5.5 | 1.2 | 53.3 | 772 | 79436 | 1.6 | 1.2 | 43.1 | 77886 | 13689 | 1.4 | 0.2 |
| 511 | 36070 | 2.4 | 1.4 | 57.1 | 522 | 49952 | 3.2 | 1.2 | 54.5 | | | | | | 72449 | 13337 | 2.8 | 0.2 |
| 781 | 35871 | 0.3 | 1.3 | 58.5 | 782 | 48261 | 1.7 | 1.2 | 55.7 | | | | | | 71623 | 13238 | 3.6 | 0.2 |
| 772 | 34929 | 0.9 | 1.3 | 59.8 | 511 | 47747 | 2.3 | 1.2 | 56.9 | | | | | | | | | |
| 514 | 34195 | 2.4 | 1.3 | 61.1 | 776 | 44675 | 2.3 | 1.1 | 57.9 | | | | | | | | | |
| 743 | 32391 | 1.2 | 1.2 | 62.3 | 541 | 44463 | 0.8 | 1.1 | 59.0 | | | | | | | | | |
| 764 | 31816 | 0.7 | 1.2 | 63.5 | 772 | 43805 | 1.2 | 1.1 | 60.1 | | | | | | | | | |

| 1980 | | | | 1985 | | | | 1987 | | | | 1988 | | | |
|---|---|---|---|---|---|---|---|---|---|---|---|---|---|---|---|
| A | B | C | D | A | B | C | D | A | B | C | D | A | B | C | D |
| EC EXPORTS TO YUGOSLAVIA | | | | | | | | | | | | | | | |
| TL | 4158544 | 1.9 | 100.0 | TL | 5861227 | 1.6 | 100.0 | TL | 5355866 | 1.6 | 100.0 | TL | 5596253 | 1.5 | 100.0 |
| M | 3793292 | 2.1 | 91.2 | M | 5144703 | 1.6 | 87.7 | M | 4888803 | 1.7 | 91.2 | M | 5167942 | 1.6 | 92.3 |
| 7 | 1938289 | 2.4 | 46.6 | 7 | 2194731 | 1.6 | 37.4 | 7 | 2180618 | 1.6 | 40.7 | 7 | 2097964 | 1.4 | 37.4 |
| 6 | 899625 | 1.9 | 21.6 | 6 | 1456813 | 2.0 | 24.8 | 6 | 1416812 | 2.3 | 26.4 | 6 | 1568723 | 2.3 | 28.0 |
| 5 | 660341 | 2.6 | 15.8 | 5 | 1076861 | 2.2 | 18.3 | 5 | 847122 | 2.0 | 15.8 | 5 | 1004820 | 2.0 | 17.9 |
| 8 | 295043 | 1.4 | 7.0 | 8 | 416306 | 0.9 | 7.1 | 8 | 444254 | 1.0 | 8.2 | 8 | 496437 | 1.0 | 8.8 |
| 2 | 134684 | 3.3 | 3.2 | 2 | 303834 | 4.0 | 5.1 | 2 | 168773 | 2.4 | 3.1 | 2 | 167897 | 2.1 | 3.0 |
| 0 | 118204 | 0.9 | 2.8 | 0 | 144316 | 0.6 | 2.4 | 0 | 115243 | 0.6 | 2.1 | 0 | 128897 | 0.6 | 2.3 |
| 3 | 39234 | 0.3 | 0.9 | 3 | 117004 | 0.5 | 1.9 | 3 | 73614 | 0.6 | 1.3 | 3 | 57586 | 0.5 | 1.0 |
| 9 | 29885 | 3.7 | 0.7 | 9 | 90833 | 1.1 | 1.5 | 9 | 71273 | 0.8 | 1.3 | 1 | 47305 | 0.7 | 0.8 |
| 1 | 7200 | 0.6 | 0.1 | 1 | 13695 | 2.4 | 0.2 | 1 | 29786 | 0.5 | 0.5 | 9 | 18470 | 0.2 | 0.3 |
| 4 | 36056 | 0.2 | 0.8 | 4 | 46871 | 0.2 | 0.7 | 4 | 8388 | 0.8 | 0.1 | 4 | 8168 | 0.6 | 0.1 |
| USA EXPORTS TO YUGOSLAVIA | | | | | | | | | | | | | | | |
| TL | 528718 | 0.3 | 100.0 | TL | 769187 | 0.2 | 100.0 | TL | 388258 | 0.1 | 100.0 | TL | 446029 | 0.1 | 100.0 |
| M | 267908 | 0.2 | 50.6 | M | 504216 | 0.2 | 65.5 | M | 238195 | 0.1 | 61.3 | M | 282224 | 0.1 | 63.2 |
| 7 | 180102 | 0.3 | 34.0 | 7 | 393527 | 0.3 | 51.1 | 7 | 169967 | 0.1 | 43.7 | 7 | 217624 | 0.1 | 48.7 |
| 0 | 131386 | 0.6 | 24.8 | 2 | 164671 | 0.7 | 21.4 | 0 | 56393 | 0.3 | 14.5 | 2 | 65449 | 0.3 | 14.6 |
| 2 | 75766 | 0.4 | 14.3 | 3 | 69761 | 0.5 | 9.0 | 2 | 43939 | 0.2 | 11.3 | 3 | 56416 | 0.8 | 12.6 |
| 5 | 52892 | 0.3 | 10.0 | 5 | 66123 | 0.2 | 8.5 | 5 | 41877 | 0.1 | 10.7 | 0 | 32299 | 0.1 | 7.2 |
| 3 | 38484 | 0.6 | 7.2 | 8 | 25024 | 0.1 | 3.2 | 3 | 40032 | 0.6 | 10.3 | 5 | 30923 | 0.1 | 6.9 |
| 8 | 19403 | 0.1 | 3.6 | 6 | 19542 | 0.1 | 2.5 | 6 | 13869 | 0.0 | 3.5 | 6 | 17554 | 0.0 | 3.9 |
| 6 | 15511 | 0.0 | 2.9 | 0 | 18045 | 0.0 | 2.3 | 8 | 12481 | 0.0 | 3.2 | 8 | 16122 | 0.0 | 3.6 |
| 4 | 8620 | 0.6 | 1.6 | 9 | 8028 | 0.0 | 1.0 | 1 | 5226 | 0.1 | 1.3 | 9 | 4664 | 0.0 | 1.0 |
| 1 | 4041 | 0.2 | 0.7 | 1 | 4130 | 0.1 | 0.5 | 9 | 4348 | 0.0 | 1.1 | 1 | 4001 | 0.1 | 0.8 |
| 9 | 2512 | 0.0 | 0.4 | 4 | 335 | 0.0 | 0.0 | 4 | 125 | 0.0 | 0.0 | 4 | 975 | 0.0 | 0.2 |
| JAPANESE EXPORTS TO YUGOSLAVIA | | | | | | | | | | | | | | | |
| TL | 85969 | 0.0 | 100.0 | TL | 91164 | 0.0 | 100.0 | TL | 66147 | 0.0 | 100.0 | TL | 102989 | 0.0 | 100.0 |
| M | 84395 | 0.0 | 98.1 | M | 86270 | 0.0 | 94.6 | M | 64302 | 0.0 | 97.2 | M | 100923 | 0.0 | 97.9 |
| 7 | 51709 | 0.0 | 60.1 | 7 | 36028 | 0.0 | 39.5 | 7 | 41011 | 0.0 | 61.9 | 7 | 61722 | 0.0 | 59.9 |
| 6 | 20833 | 0.0 | 24.2 | 6 | 37583 | 0.1 | 41.2 | 6 | 14012 | 0.0 | 21.1 | 6 | 28355 | 0.0 | 27.5 |
| 5 | 8029 | 0.1 | 9.3 | 5 | 6703 | 0.0 | 7.3 | 5 | 4828 | 0.0 | 7.2 | 8 | 5992 | 0.0 | 5.8 |
| 8 | 3824 | 0.0 | 4.4 | 8 | 5956 | 0.0 | 6.5 | 8 | 4451 | 0.0 | 6.7 | 5 | 4854 | 0.0 | 4.7 |
| 2 | 1468 | 0.1 | 1.7 | 2 | 4085 | 0.2 | 4.4 | 2 | 1441 | 0.1 | 2.1 | 2 | 1258 | 0.0 | 1.2 |
| 9 | 76 | 0.0 | 0.0 | 9 | 768 | 0.0 | 0.8 | 9 | 404 | 0.0 | 0.6 | 0 | 414 | 0.0 | 0.4 |
| 0 | 23 | 0.0 | 0.0 | 0 | 39 | 0.0 | 0.0 | | | | | 9 | 393 | 0.0 | 0.3 |
| 3 | 7 | 0.0 | 0.0 | 3 | 2 | 0.0 | 0.0 | | | | | 3 | 2 | 0.0 | 0.0 |

A: SITC Rev2 Codes; B: 000 ECU; B1: 000 US$; C: % of total EC sectoral exports; D: % of total EC bilateral exports; E: cumulative % of total EC bilateral exports; TL: total trade; M: manufactures: 5+6+7+8.

EC EXPORTS TO YUGOSLAVIA

1980

| A | B1 | C | D | E |
|---|---|---|---|---|
| 74 | 639033 | 3.4 | 10.8 | 10.8 |
| 72 | 618955 | 3.2 | 10.5 | 21.3 |
| 78 | 453774 | 1.6 | 7.7 | 28.9 |
| 67 | 413461 | 2.5 | 7.0 | 35.9 |
| 65 | 390189 | 4.1 | 6.6 | 42.5 |
| 77 | 331809 | 2.4 | 5.6 | 48.1 |
| 58 | 247380 | 3.4 | 4.2 | 52.3 |
| 51 | 233168 | 3.0 | 3.9 | 56.3 |
| 71 | 190843 | 1.9 | 3.2 | 59.5 |
| 69 | 175866 | 1.6 | 3.0 | 62.5 |
| 73 | 171946 | 3.3 | 2.9 | 65.4 |
| 59 | 160868 | 3.4 | 2.7 | 68.1 |
| 76 | 127514 | 2.2 | 2.2 | 70.2 |
| 87 | 124636 | 2.4 | 2.1 | 72.4 |
| 89 | 122109 | 1.2 | 2.1 | 74.4 |
| 53 | 103229 | 3.5 | 1.7 | 76.2 |
| 84 | 93235 | 1.9 | 1.6 | 77.7 |
| 52 | 92395 | 2.5 | 1.6 | 79.3 |
| 79 | 88551 | 0.9 | 1.5 | 80.8 |
| 01 | 86508 | 4.4 | 1.5 | 82.3 |
| 75 | 83482 | 2.0 | 1.4 | 83.7 |
| 66 | 79812 | 0.6 | 1.3 | 85.0 |
| 728 | 285038 | 4.8 | 4.8 | 4.8 |
| 784 | 238135 | 2.9 | 4.0 | 8.8 |
| 674 | 167114 | 3.6 | 2.8 | 11.7 |
| 781 | 152487 | 1.3 | 2.6 | 14.2 |
| 741 | 149434 | 4.2 | 2.5 | 16.8 |
| 749 | 149118 | 3.0 | 2.5 | 19.3 |
| 736 | 137266 | 3.2 | 2.3 | 21.6 |
| 598 | 136301 | 4.6 | 2.3 | 23.9 |
| 583 | 130610 | 3.0 | 2.2 | 26.1 |
| 778 | 129698 | 3.8 | 2.2 | 28.3 |
| 724 | 115493 | 3.3 | 2.0 | 30.3 |
| 743 | 113815 | 4.2 | 1.9 | 32.2 |
| 651 | 111584 | 4.3 | 1.9 | 34.1 |
| 582 | 97718 | 4.8 | 1.7 | 35.7 |
| 713 | 96852 | 2.5 | 1.6 | 37.4 |
| 874 | 92302 | 2.4 | 1.6 | 38.9 |
| 764 | 90772 | 2.0 | 1.5 | 40.5 |
| 744 | 90341 | 2.9 | 1.5 | 42.0 |
| 745 | 86266 | 3.9 | 1.5 | 43.5 |
| 011 | 86042 | 5.6 | 1.5 | 44.9 |
| 653 | 84829 | 5.5 | 1.4 | 46.3 |
| 723 | 80094 | 2.3 | 1.4 | 47.7 |
| 772 | 75490 | 1.9 | 1.3 | 49.0 |
| 522 | 67965 | 4.5 | 1.1 | 50.1 |
| 846 | 65392 | 12.5 | 1.1 | 51.2 |
| 678 | 63913 | 1.4 | 1.1 | 52.3 |
| 533 | 63602 | 4.0 | 1.1 | 53.4 |
| 654 | 62249 | 6.6 | 1.1 | 54.4 |

1985

| A | B1 | C | D | E |
|---|---|---|---|---|
| 65 | 431873 | 4.8 | 9.6 | 9.6 |
| 78 | 424543 | 1.6 | 9.4 | 19.0 |
| 74 | 328765 | 2.0 | 7.3 | 26.2 |
| 72 | 311964 | 1.9 | 6.9 | 33.1 |
| 67 | 243847 | 1.5 | 5.4 | 38.5 |
| 51 | 227960 | 2.5 | 5.0 | 43.6 |
| 77 | 211135 | 1.6 | 4.7 | 48.2 |
| 58 | 170651 | 2.4 | 3.8 | 52.0 |
| 61 | 147605 | 10.7 | 3.3 | 55.3 |
| 52 | 122177 | 3.0 | 2.7 | 58.0 |
| 59 | 120945 | 2.5 | 2.7 | 60.7 |
| 71 | 111363 | 1.2 | 2.5 | 63.1 |
| 87 | 105817 | 1.6 | 2.3 | 65.5 |
| 73 | 89932 | 2.4 | 2.0 | 67.5 |
| 89 | 87754 | 0.7 | 1.9 | 69.4 |
| 33 | 85931 | 0.5 | 1.9 | 71.3 |
| 69 | 84922 | 1.0 | 1.9 | 73.2 |
| 84 | 81321 | 1.3 | 1.8 | 75.0 |
| 75 | 78204 | 1.1 | 1.7 | 76.7 |
| 53 | 77938 | 2.7 | 1.7 | 78.4 |
| 76 | 75123 | 1.4 | 1.7 | 80.1 |
| 68 | 67077 | 1.5 | 1.5 | 81.6 |
| 21 | 66477 | 12.6 | 1.5 | 83.0 |
| 54 | 62932 | 1.2 | 1.4 | 84.4 |
| 26 | 60615 | 4.9 | 1.3 | 85.8 |
| 79 | 57467 | 0.6 | 1.3 | 87.1 |
| 66 | 52814 | 0.6 | 1.2 | 88.2 |
| 62 | 46793 | 1.9 | 1.0 | 89.3 |
| 781 | 170929 | 1.1 | 3.8 | 3.8 |
| 784 | 132257 | 1.9 | 2.9 | 6.7 |
| 611 | 129870 | 14.9 | 2.9 | 9.6 |
| 653 | 111040 | 7.5 | 2.5 | 12.0 |
| 728 | 106112 | 2.0 | 2.3 | 14.4 |
| 598 | 100042 | 3.3 | 2.2 | 16.6 |
| 749 | 98436 | 2.3 | 2.2 | 18.8 |
| 782 | 96501 | 3.5 | 2.1 | 20.9 |
| 724 | 95478 | 3.0 | 2.1 | 23.0 |
| 674 | 90210 | 2.0 | 2.0 | 25.0 |
| 652 | 84041 | 7.8 | 1.9 | 26.9 |
| 778 | 82332 | 2.4 | 1.8 | 28.7 |
| 583 | 81428 | 2.0 | 1.8 | 30.5 |
| 334 | 79369 | 0.8 | 1.8 | 32.3 |
| 651 | 75806 | 3.4 | 1.7 | 33.9 |
| 582 | 74864 | 3.3 | 1.7 | 35.6 |
| 713 | 73782 | 2.5 | 1.6 | 37.2 |
| 874 | 73332 | 1.4 | 1.6 | 38.9 |
| 736 | 67759 | 2.3 | 1.5 | 40.4 |
| 741 | 66908 | 2.1 | 1.5 | 41.8 |
| 211 | 66290 | 23.2 | 1.5 | 43.3 |
| 523 | 65543 | 4.7 | 1.5 | 44.7 |
| 541 | 62932 | 1.2 | 1.4 | 46.1 |
| 511 | 62890 | 3.1 | 1.4 | 47.5 |
| 657 | 62384 | 6.0 | 1.4 | 48.9 |
| 515 | 60870 | 2.9 | 1.3 | 50.3 |
| 654 | 60004 | 5.4 | 1.3 | 51.6 |
| 743 | 59481 | 2.3 | 1.3 | 52.9 |
| 764 | 57879 | 1.3 | 1.3 | 54.2 |
| 522 | 54913 | 3.5 | 1.2 | 55.4 |
| 533 | 54074 | 3.4 | 1.2 | 56.6 |
| 723 | 52350 | 1.9 | 1.2 | 57.8 |

1987

| A | B1 | C | D | E |
|---|---|---|---|---|
| 65 | 781527 | 6.2 | 12.5 | 12.5 |
| 78 | 700506 | 1.7 | 11.2 | 23.8 |
| 74 | 460615 | 2.0 | 7.4 | 31.2 |
| 72 | 432954 | 1.8 | 6.9 | 38.1 |
| 77 | 312124 | 1.6 | 5.0 | 43.1 |
| 67 | 261200 | 1.6 | 4.2 | 47.3 |
| 51 | 260870 | 2.2 | 4.2 | 51.5 |
| 58 | 236252 | 2.4 | 3.8 | 55.3 |
| 61 | 231355 | 10.9 | 3.7 | 59.0 |
| 59 | 173262 | 2.6 | 2.8 | 61.8 |
| 73 | 171805 | 2.8 | 2.8 | 64.5 |
| 87 | 163330 | 1.7 | 2.6 | 67.2 |
| 71 | 142946 | 1.1 | 2.3 | 69.5 |
| 89 | 141335 | 0.8 | 2.3 | 71.7 |
| 75 | 134138 | 1.4 | 2.2 | 73.9 |
| 84 | 132376 | 1.4 | 2.1 | 76.0 |
| 781 | 322491 | 1.3 | 5.2 | 5.2 |
| 784 | 224965 | 2.2 | 3.6 | 8.8 |
| 611 | 185697 | 13.2 | 3.0 | 11.8 |
| 653 | 185197 | 9.2 | 3.0 | 14.7 |
| 651 | 169521 | 5.6 | 2.7 | 17.5 |
| 728 | 156433 | 1.9 | 2.5 | 20.0 |
| 736 | 148559 | 3.3 | 2.4 | 22.4 |
| 598 | 146277 | 3.4 | 2.3 | 24.7 |
| 724 | 145700 | 2.7 | 2.3 | 27.0 |
| 652 | 144450 | 9.0 | 2.3 | 29.4 |
| 749 | 140994 | 2.3 | 2.3 | 31.6 |
| 674 | 124845 | 2.4 | 2.0 | 33.6 |
| 782 | 122773 | 3.8 | 2.0 | 35.6 |
| 778 | 119056 | 2.3 | 1.9 | 37.5 |
| 874 | 113655 | 1.6 | 1.8 | 39.3 |
| 583 | 112077 | 2.0 | 1.8 | 41.1 |
| 654 | 111743 | 7.3 | 1.8 | 42.9 |
| 582 | 103948 | 3.0 | 1.7 | 44.6 |
| 511 | 87323 | 3.5 | 1.4 | 46.0 |
| 657 | 86626 | 5.4 | 1.4 | 47.4 |
| 713 | 86071 | 2.0 | 1.4 | 48.8 |

1987

| A | B | C | D |
|---|---|---|---|
| 65224 | 105273 | 9.5 | 1.7 |
| 65146 | 78600 | 32.0 | 1.3 |
| 59899 | 75009 | 3.1 | 1.2 |
| 67461 | 69443 | 4.1 | 1.1 |
| 65421 | 57493 | 18.8 | 0.9 |
| 87483 | 48747 | 1.4 | 0.8 |
| 51569 | 47693 | 2.1 | 0.8 |
| 65341 | 45995 | 18.3 | 0.7 |
| 53342 | 42890 | 5.2 | 0.7 |
| 77887 | 42817 | 7.5 | 0.7 |
| 65732 | 41563 | 11.4 | 0.7 |
| 01111 | 39741 | 12.3 | 0.6 |
| 65522 | 36328 | 25.7 | 0.6 |
| 72849 | 35859 | 2.3 | 0.6 |
| 84631 | 33931 | 22.9 | 0.5 |
| 65342 | 29555 | 10.3 | 0.5 |
| 72848 | 29484 | 1.4 | 0.5 |
| 65225 | 28734 | 10.8 | 0.5 |
| 72431 | 28161 | 7.7 | 0.5 |
| 58331 | 26797 | 2.9 | 0.4 |
| 72812 | 26312 | 3.6 | 0.4 |
| 65355 | 25598 | 20.3 | 0.4 |
| 65315 | 25312 | 6.6 | 0.4 |
| 54179 | 24596 | 0.6 | 0.4 |
| 74522 | 24540 | 1.7 | 0.4 |
| 73619 | 23647 | 3.8 | 0.4 |
| 51139 | 23302 | 5.3 | 0.4 |
| 67501 | 22847 | 4.4 | 0.4 |
| 87202 | 22575 | 1.5 | 0.4 |
| 89399 | 22477 | 1.3 | 0.4 |
| 51111 | 21638 | 36.3 | 0.3 |
| 65432 | 21083 | 14.0 | 0.3 |
| 73613 | 20868 | 4.1 | 0.3 |
| 74131 | 19646 | 4.8 | 0.3 |
| 28732 | 19302 | 8.3 | 0.3 |
| 74991 | 19008 | 3.0 | 0.3 |
| 72474 | 18874 | 2.7 | 0.3 |
| 72842 | 18737 | 1.3 | 0.3 |
| 79321 | 18686 | 4.3 | 0.3 |
| 67491 | 18623 | 1.7 | 0.3 |
| 58241 | 18089 | 2.1 | 0.3 |
| 73614 | 17994 | 3.4 | 0.3 |
| 51125 | 17245 | 15.5 | 0.3 |
| 58231 | 16856 | 2.3 | 0.3 |
| 69541 | 16247 | 1.7 | 0.3 |
| 77886 | 16180 | 1.6 | 0.3 |
| 72452 | 16166 | 3.4 | 0.3 |
| 76493 | 16086 | 0.9 | 0.3 |
| 52212 | 15517 | 3.0 | 0.2 |
| 08131 | 14639 | 4.3 | 0.2 |
| 89983 | 13705 | 11.4 | 0.2 |

A: SITC Rev2 Codes; B: 000 ECU; B1: 000 US$; C: % of total EC sectoral exports; D: % of total EC bilateral exports; E: cumulative % of total EC bilateral exports; TL: total trade; M: manufactures: 5+6+7+8.

## BIBLIOGRAPHY


ARTISIEN, Patrick (1989) Yugoslavia to 1993 Back from the Brink? Economist Intelligence Unit, Special Report No2004, London.

AVENIR TEXTILE-HABILLEMENT (1989) No. 2, November, Paris.

EC COMMISSION (1988) Note to the Members of the 113 Committe: Definition of the NICs Brussels.

ECONOMIST INTELLIGENCE UNIT (1988) China, Japan and the Asian NICs Regional Reference Series, London.

EUROSTAT (1990) Study of Own Resources Luxembourg.

DAVENPORT, Michael (1986) Trade Policy, Protectionism and the Third World

GALLI A. (1980) Taiwan: Economic Facts and Trends IFO Development Research Studies, Munchen.

HOBOHM Sarwar (1987) Indonesia to 1991 Can Momentum be Regained? The Economist Intelligence Unit, London.

HOBOHM Sarwar (1989) Asean in the 1990's Growing Together The Economist Intelligence Unit, London.

HODGKINSON Edith (1988) The Philippines to 1993 Making Up Lost Ground The Economist Intelligence Unit, London.

IMF (1989) World Economic Outlook- Prospects and Policy Issues Confidential Report from the Secretary to the Members of the Executive Board, 16 August.

LANDAU Philip (1987) Israel to 1991 Reform or Relapse? The Economist Intelligence Unit, London.

MAURUS, Véronique. (1989) "L' arrivée des bébés tigres" Le Monde December 13.

OECD (1988) The Major Developing Economies and the OECD Paris.

TOKSOZ Mina (1988) Turkey to 1992 Missing Another Chance? The Economist Intelligence Unit, London.

UNCTAD (1989) Handbook of International Trade and Development Statistics NY.

WORONOFF Jon (1986) Asia's "Miracle" Economies M. E. Sharpe, Inc., Armonk NY and London.

European Communities — Commission

**EC-NICs trade – A statistical analysis**

Luxembourg: Office for Official Publications of the European Communities

1991 — 170 pp. — 21.0 × 29.7 cm

Theme 6: Foreign trade (red covers)
Serie D: Studies and analyses

ISBN 92-826-2552-4

Cat.: CA-70-91-467-EN-C

Price (excluding VAT) in Luxembourg: ECU 9.50

This study starts with an original definition of the NICs according to pre-determined analytical criteria and a description of their economies and the trade regime between them and the EC.

The second part of the study is dedicated to a statistical analysis of the evolution of the EC trade with the NICs over the last two decades and the changes in their relative importance as EC trade partners. This analysis is conducted in comparison to the evolution of the NICs' trade with the USA and Japan.

In the third part of the study, the composition of the EC-NICs trade is examined at the level of both broad sectors and some leading products. The evolution of the structure of this trade is traced through the 1980s.

The study is concluded by an extensive statistical annex.

# Venta y suscripciones • Salg og abonnement • Verkauf und Abonnement • Πωλήσεις και συνδρομές
# Sales and subscriptions • Vente et abonnements • Vendita e abbonamenti
# Verkoop en abonnementen • Venda e assinaturas

## BELGIQUE / BELGIË

**Moniteur belge / Belgisch Staatsblad**
Rue de Louvain 42 / Leuvenseweg 42
1000 Bruxelles / 1000 Brussel
Tél. (02) 512 00 26
Fax 511 01 84
CCP / Postrekening 000-2005502-27

Autres distributeurs /
Overige verkooppunten

**Librairie européenne/ Europese Boekhandel**
Avenue Albert Jonnart 50 /
Albert Jonnartlaan 50
1200 Bruxelles / 1200 Brussel
Tél. (02) 734 02 81
Fax 735 08 60

**Jean De Lannoy**
Avenue du Roi 202 /Koningslaan 202
1060 Bruxelles / 1060 Brussel
Tél. (02) 538 51 69
Télex 63220 UNBOOK B
Fax (02) 538 08 41

**CREDOC**
Rue de la Montagne 34 / Bergstraat 34
Bte 11 / Bus 11
1000 Bruxelles / 1000 Brussel

## DANMARK

**J. H. Schultz Information A/S**
**EF-Publikationer**
Ottiliavej 18
2500 Valby
Tlf. 36 44 22 66
Fax 36 44 01 41
Girokonto 6 00 08 86

## BR DEUTSCHLAND

**Bundesanzeiger Verlag**
Breite Straße
Postfach 10 80 06
5000 Köln 1
Tel. (02 21) 20 29-0
Fernschreiber:
ANZEIGER BONN 8 882 595
Fax 20 29 278

## GREECE

**G.C. Eleftheroudakis SA**
International Bookstore
Nikis Street 4
10563 Athens
Tel. (01) 322 63 23
Telex 219410 ELEF
Fax 323 98 21

## ESPAÑA

**Boletín Oficial del Estado**
Trafalgar, 27
28010 Madrid
Tel. (91) 44 82 135

**Mundi-Prensa Libros, S.A.**
Castelló, 37
28001 Madrid
Tel. (91) 431 33 99 (Libros)
431 32 22 (Suscripciones)
435 36 37 (Dirección)
Télex 49370-MPLI-E
Fax (91) 575 39 98

Sucursal:

**Librería Internacional AEDOS**
Consejo de Ciento, 391
08009 Barcelona
Tel. (93) 301 86 15
Fax (93) 317 01 41

**Llibreria de la Generalitat de Catalunya**
Rambla dels Estudis , 118 (Palau Moja)
08002 Barcelona
Tel. (93) 302 68 35
302 64 62
Fax 302 12 99

## FRANCE

**Journal officiel**
**Service des publications des Communautés européennes**
26, rue Desaix
75727 Paris Cedex 15
Tél. (1) 40 58 75 00
Fax (1) 40 58 75 74

## IRELAND

**Government Publications Sales Office**
Sun Alliance House
Molesworth Street
Dublin 2
Tel. 71 03 09

or by post

**Government Stationery Office**
**EEC Section**
6th floor
Bishop Street
Dublin 8
Tel. 78 16 66
Fax 78 06 45

## ITALIA

**Licosa Spa**
Via Benedetto Fortini, 120/10
Casella postale 552
50125 Firenze
Tel. (055) 64 54 15
Fax 64 12 57
Telex 570466 LICOSA I
CCP 343 509

Subagenti:

**Libreria scientifica**
**Lucio de Biasio - AEIOU**
Via Meravigli, 16
20123 Milano
Tel. (02) 80 76 79

**Herder Editrice e Libreria**
Piazza Montecitorio, 117-120
00186 Roma
Tel. (06) 679 46 28/679 53 04

**Libreria giuridica**
Via XII Ottobre, 172/R
16121 Genova
Tel. (010) 59 56 93

## GRAND-DUCHÉ DE LUXEMBOURG

Abonnements seulement
Subscriptions only
Nur für Abonnements

**Messageries Paul Kraus**
11, rue Christophe Plantin
2339 Luxembourg
Tél. 499 88 88
Télex 2515
Fax 499 88 84 44
CCP 49242-63

## NEDERLAND

**SDU Overheidsinformatie**
Externe Fondsen
Postbus 20014
2500 EA 's-Gravenhage
Tel. (070) 37 89 911
Fax (070) 34 75 778

## PORTUGAL

**Imprensa Nacional**
Casa da Moeda, EP
Rua D. Francisco Manuel de Melo, 5
P-1092 Lisboa Codex
Tel. (01) 69 34 14

**Distribuidora de Livros Bertrand, Ld.ª**
**Grupo Bertrand, SA**
Rua das Terras dos Vales, 4-A
Apartado 37
P-2700 Amadora Codex
Tel. (01) 49 59 050
Telex 15798 BERDIS
Fax 49 60 255

## UNITED KINGDOM

**HMSO Books (PC 16)**
HMSO Publications Centre
51 Nine Elms Lane
London SW8 5DR
Tel. (071) 873 9090
Fax GP3 873 8463
Telex 29 71 138

Sub-agent:

**Alan Armstrong Ltd**
2 Arkwright Road
Reading, Berks RG2 0SQ
Tel. (0734) 75 18 55
Telex 849937 AAALTD G
Fax (0734) 75 51 64

## ÖSTERREICH

**Manz'sche Verlags- und Universitätsbuchhandlung**
Kohlmarkt 16
1014 Wien
Tel. (0222) 531 61-0
Telex 11 25 00 BOX A
Fax (0222) 531 61-81

## SVERIGE

**BTJ**
Box 200
22100 Lund
Tel. (046) 18 00 00
Fax (046) 18 01 25

## SCHWEIZ / SUISSE / SVIZZERA

**OSEC**
Stampfenbachstraße 85
8035 Zürich
Tel. (01) 365 51 51
Fax (01) 365 54 11

## MAGYARORSZÁG

**Agroinform**
Központ:
Budapest I., Attila út 93, H-1012

Levélcím:
Budapest, Pf.: 15 H-1253
Tel. 36 (1) 56 82 11
Telex (22) 4717 AGINF H-61

## POLAND

**Business Foundation**
ul. Wspólna 1/3
PL-00-529 Warszawa
Tel. 48 (22) 21 99 93/21 84 20
Fax 48 (22) 28 05 49

## YUGOSLAVIA

**Privredni Vjesnik**
Bulevar Lenjina 171/XIV
11070 - Beograd
Tel. 123 23 40

## TÜRKIYE

**Pres Dagitim Ticaret ve sanayi A.Ş.**
Narlibahçe Sokak No. 15
Cağaloğlu
Istanbul
Tel. 512 01 90
Telex 23822 DSVO-TR

## AUTRES PAYS
## OTHER COUNTRIES
## ANDERE LÄNDER

**Office des publications officielles des Communautés européennes**
2, rue Mercier
L-2985 Luxembourg
Tél. 49 92 81
Télex PUBOF LU 1324 b
Fax 48 85 73
CC bancaire BIL 8-109/6003/700

## CANADA

**Renouf Publishing Co. Ltd**
Mail orders — Head Office:
1294 Algoma Road
Ottawa, Ontario K1B 3W8
Tel. (613) 741 43 33
Fax (613) 741 54 39
Telex 0534783

Ottawa Store:
61 Sparks Street
Tel. (613) 238 89 85

Toronto Store:
211 Yonge Street
Tel. (416) 363 31 71

## UNITED STATES OF AMERICA

**UNIPUB**
4611-F Assembly Drive
Lanham, MD 20706-4391
Tel. Toll Free (800) 274 4888
Fax (301) 459 0056

## AUSTRALIA

**Hunter Publications**
58A Gipps Street
Collingwood
Victoria 3066

## JAPAN

**Kinokuniya Company Ltd**
17-7 Shinjuku 3-Chome
Shinjuku-ku
Tokyo 160-91
Tel. (03) 3439-0121

**Journal Department**
PO Box 55 Chitose
Tokyo 156
Tel. (03) 3439-0124

11

20

CA-70-91-467-EN-C

**Price (excluding VAT) in Luxembourg**
**ECU 9.50**

OFICINA DE PUBLICACIONES OFICIALES DE LAS COMUNIDADES EUROPEAS
KONTORET FOR DE EUROPÆISKE FÆLLESSKABERS OFFICIELLE PUBLIKATIONER
AMT FÜR AMTLICHE VERÖFFENTLICHUNGEN DER EUROPÄISCHEN GEMEINSCHAFTEN
ΥΠΗΡΕΣΙΑ ΕΠΙΣΗΜΩΝ ΕΚΔΟΣΕΩΝ ΤΩΝ ΕΥΡΩΠΑΪΚΩΝ ΚΟΙΝΟΤΗΤΩΝ
OFFICE FOR OFFICIAL PUBLICATIONS OF THE EUROPEAN COMMUNITIES
OFFICE DES PUBLICATIONS OFFICIELLES DES COMMUNAUTÉS EUROPÉENNES
UFFICIO DELLE PUBBLICAZIONI UFFICIALI DELLE COMUNITÀ EUROPEE
BUREAU VOOR OFFICIËLE PUBLIKATIES DER EUROPESE GEMEENSCHAPPEN
SERVIÇO DAS PUBLICAÇÕES OFICIAIS DAS COMUNIDADES EUROPEIAS

L-2985 Luxembourg

ISBN 92-826-2552-4

9 789282 625521