


**INTERNATIONAL TRADE  
IN SERVICES  
EU, 1985-94**

**1996 EDITION**



STATISTISCHES AMT DER EUROPÄISCHEN GEMEINSCHAFTEN  
STATISTICAL OFFICE OF THE EUROPEAN COMMUNITIES  
OFFICE STATISTIQUE DES COMMUNAUTÉS EUROPÉENNES

L-2920 Luxembourg — Tél. (352) 43 01-1 — Télex COMEUR LU 3423  
B-1049 Bruxelles, rue de la Loi 200 — Tél. (32-2) 299 11 11

Eurostat hat die Aufgabe, den Informationsbedarf der Kommission und aller am Aufbau des Binnenmarktes Beteiligten mit Hilfe des europäischen statistischen Systems zu decken.

Um der Öffentlichkeit die große Menge an verfügbaren Daten zugänglich zu machen und Benutzern die Orientierung zu erleichtern, werden zwei Arten von Publikationen angeboten: Statistische Dokumente und Veröffentlichungen.

Statistische Dokumente sind für den Fachmann konzipiert und enthalten das ausführliche Datenmaterial: Bezugsdaten, bei denen die Konzepte allgemein bekannt, standardisiert und wissenschaftlich fundiert sind. Diese Daten werden in einer sehr tiefen Gliederung dargeboten. Die Statistischen Dokumente wenden sich an Fachleute, die in der Lage sind, selbständig die benötigten Daten aus der Fülle des dargebotenen Materials auszuwählen. Diese Daten sind in gedruckter Form und/oder auf Diskette, Magnetband, CD-ROM verfügbar. Statistische Dokumente unterscheiden sich auch optisch von anderen Veröffentlichungen durch den mit einer stilisierten Graphik versehenen weißen Einband.

Veröffentlichungen wenden sich an eine ganz bestimmte Zielgruppe, wie zum Beispiel an den Bildungsbereich oder an Entscheidungsträger in Politik und Verwaltung. Sie enthalten ausgewählte und auf die Bedürfnisse einer Zielgruppe abgestellte und kommentierte Informationen. Eurostat übernimmt hier also eine Art Beraterrolle.

Für einen breiteren Benutzerkreis gibt Eurostat Jahrbücher und periodische Veröffentlichungen heraus. Diese enthalten statistische Ergebnisse für eine erste Analyse sowie Hinweise auf weiteres Datenmaterial für vertiefende Untersuchungen. Diese Veröffentlichungen werden in gedruckter Form und in Datenbanken angeboten, die in Menütechnik zugänglich sind.

Um Benutzern die Datensuche zu erleichtern, hat Eurostat Themenkreise, d. h. eine Untergliederung nach Sachgebieten, eingeführt. Daneben sind sowohl die Statistischen Dokumente als auch die Veröffentlichungen in bestimmte Reihen, wie zum Beispiel „Jahrbücher“, „Konjunktur“, „Methoden“, untergliedert, um den Zugriff auf die statistischen Informationen zu erleichtern.

Y. Franchet  
Generaldirektor

It is Eurostat's responsibility to use the European statistical system to meet the requirements of the Commission and all parties involved in the development of the single market.

To ensure that the vast quantity of accessible data is made widely available, and to help each user make proper use of this information, Eurostat has set up two main categories of document: statistical documents and publications.

The statistical document is aimed at specialists and provides the most complete sets of data: reference data where the methodology is well-established, standardized, uniform and scientific. These data are presented in great detail. The statistical document is intended for experts who are capable of using their own means to seek out what they require. The information is provided on paper and/or on diskette, magnetic tape, CD-ROM. The white cover sheet bears a stylized motif which distinguishes the statistical document from other publications.

The publications proper tend to be compiled for a well-defined and targeted public, such as educational circles or political and administrative decision-makers. The information in these documents is selected, sorted and annotated to suit the target public. In this instance, therefore, Eurostat works in an advisory capacity.

Where the readership is wider and less well-defined, Eurostat provides the information required for an initial analysis, such as yearbooks and periodicals which contain data permitting more in-depth studies. These publications are available on paper or in videotext databases.

To help the user focus his research, Eurostat has created 'themes', i.e. subject classifications. The statistical documents and publications are listed by series: e.g. yearbooks, short-term trends or methodology in order to facilitate access to the statistical data.

Y. Franchet  
Director-General

Pour établir, évaluer ou apprécier les différentes politiques communautaires, la Commission européenne a besoin d'informations.

Eurostat a pour mission, à travers le système statistique européen, de répondre aux besoins de la Commission et de l'ensemble des personnes impliquées dans le développement du marché unique.

Pour mettre à la disposition de tous l'importante quantité de données accessibles et faire en sorte que chacun puisse s'orienter correctement dans cet ensemble, deux grandes catégories de documents ont été créées: les documents statistiques et les publications.

Le document statistique s'adresse aux spécialistes. Il fournit les données les plus complètes: données de référence où la méthodologie est bien connue, standardisée, normalisée et scientifique. Ces données sont présentées à un niveau très détaillé. Le document statistique est destiné aux experts capables de rechercher, par leurs propres moyens, les données requises. Les informations sont alors disponibles sur papier et/ou sur disquette, bande magnétique, CD-ROM. La couverture blanche ornée d'un graphisme stylisé démarque le document statistique des autres publications.

Les publications proprement dites peuvent, elles, être réalisées pour un public bien déterminé, ciblé, par exemple l'enseignement ou les décideurs politiques ou administratifs. Des informations sélectionnées, triées et commentées en fonction de ce public lui sont apportées. Eurostat joue, dès lors, le rôle de conseiller.

Dans le cas d'un public plus large, moins défini, Eurostat procure des éléments nécessaires à une première analyse, les annuaires et les périodiques, dans lesquels figurent les renseignements adéquats pour approfondir l'étude. Ces publications sont présentées sur papier ou dans des banques de données de type vidéotex.

Pour aider l'utilisateur à s'orienter dans ses recherches, Eurostat a créé les thèmes, c'est-à-dire une classification par sujet. Les documents statistiques et les publications sont répertoriés par série — par exemple, annuaire, conjoncture, méthodologie — afin de faciliter l'accès aux informations statistiques.

Y. Franchet  
Directeur général

# **INTERNATIONAL TRADE IN SERVICES EU, 1985-94**

**1996 EDITION**

Theme  
Economy and finance  
Series  
Studies and research



This document is the final report of a study made by Ms Isabelle Mouillefarine-Huberlant, Mr Paul Baker and Mr Jon Erdozia.  
Ms Maria-Helena Figueira, an official of Unit B5 of Eurostat, coordinated this report.

Database management has been done by Ms Franca Faes-Cannito and Mr Maurizio Capaccioli.

Secretary responsible for desktop publishing: Ms Annick Champault.

Eurostat  
Unit B5: Balance of payments  
L-2920 Luxembourg

Secretariat: Tel. (352) 4301-33548  
Fax (352) 4301-33589

Manuscript completed in September 1996.

A great deal of additional information on the European Union is available on the Internet.  
It can be accessed through the Europa server (<http://europa.eu.int>)

Cataloguing data can be found at the end of this publication

Luxembourg: Office for Official Publications of the European Communities, 1996

ISBN 92-827-8582-3

© ECSC-EC-EAEC, Brussels • Luxembourg, 1996

Reproduction is authorized, except for commercial purposes, provided the source is acknowledged

*Printed in Belgium*

Printed on white chlorine-free paper

Dear user,

Your needs as user of our publication are always given careful consideration during the design and development process, and we strive to make our product more useful and easy to use. We therefore hope that you will take time to drop us a line, telling us about your experience using our publication. Anything you consider important - positive or negative - may help us in our constant effort to refine our product.

Thank you and please write to:

Balance of Payments, Unit B5

European Commission

Eurostat

L - 2920 Luxembourg

Fax 352/4301 - 33859



# TABLE OF CONTENTS

## I. INTRODUCTION

1. New presentation .....	9
2. New IMF manual: main changes between BPM4 and BPM5 .....	9

## II. METHODOLOGICAL ASPECTS

1. Difficulties of assessing the international market in services .....	13
1.1. Recording and valuation .....	13
1.2. Problems linked to the analysis of values .....	13
1.3. Problems of consistency, asymmetries .....	14
2. Conceptual framework of the balance of payments .....	14
3. Classification .....	15
3.1. Definitions of the items .....	15
3.1.1. Current account .....	15
3.1.1.1. Goods .....	15
3.1.1.2. Services .....	15
3.1.1.2.1. Transportation .....	15
3.1.1.2.2. Travel .....	17
3.1.1.2.3. Communication services .....	17
3.1.1.2.4. Construction services .....	17
3.1.1.2.5. Insurance services .....	17
3.1.1.2.6. Financial services .....	18
3.1.1.2.7. Computer and information services .....	18
3.1.1.2.8. Royalties and licence fees .....	18
3.1.1.2.9. Other business services .....	18
3.1.1.2.10. Personal, cultural and recreational services .....	19
3.1.1.2.11. Government services n.i.e. ....	20
3.1.1.3. Income .....	20
3.1.1.3.1. Compensation of employees .....	20
3.1.1.3.2. Investment income .....	20
3.1.1.4. Current transfers .....	20
3.1.2. Capital and financial account .....	20
3.1.2.1. Capital account .....	20
3.1.2.2. Financial account .....	21
3.1.3. Net errors and omissions .....	21
3.2. Particularities of this publication .....	21
3.2.1. Breakdown of services .....	21
3.2.2. Current and capital account .....	21
3.2.3. Capital account .....	22
3.2.4. Financial account .....	22
4. Production issues .....	22
4.1. Production process .....	22
4.2. General approach for data harmonisation .....	24
4.3. Deviation from the defined methodology for each reporting economy .....	25
4.4. Calculation of the European Union (EUR12 and EUR15) balance and data reliability .....	55

### III. STATISTICAL TABLES

<b>1. Description of tables</b> .....	61
<b>2. Formulae and acronyms used in the tables and data availability</b> .....	62
<b>3. Current account items for 1994: EUR15 + all Member States with Extra EUR15</b>	
3.1. Credit.....	64
3.2. Debit .....	66
3.3. Net.....	68
3.4. Share of each country in the total EUR15 - Credit.....	70
3.5. Share of each country in the total EUR15 - Debit .....	72
3.6. Structure of the current account for EUR15 and each Member State - Credit .....	74
3.7. Structure of the current account for EUR15 and each Member State - Debit.....	76
<b>4. EUR15 current account items for 1992,1993 and 1994 with partners</b>	
4.1. Credit, debit, net with World .....	78
4.2. Structure of credit and debit and cover ratio with World .....	79
4.3. Credit, debit, asymmetry with Intra EUR15.....	80
4.4. Structure of credit and debit and relative asymmetry with Intra EUR15 .....	81
4.5. Credit, debit, net with Extra EUR15.....	82
4.6. Structure of credit and debit and cover ratio with Extra EUR15 .....	83
4.7. Credit, debit, net with USA .....	84
4.8. Structure of credit and debit and cover ratio with USA.....	85
4.9. Credit, debit, net with Japan.....	86
4.10. Structure of credit and debit and cover ratio with Japan .....	87
<b>5. EUR12 current account items for 1985 to 1994 with partners</b>	
5.1. Credit, debit, net and cover ratio with World.....	88
5.2. Credit, debit, asymmetry and relative asymmetry with Intra EUR12.....	92
5.3. Credit, debit, net and cover ratio with Extra EUR12.....	96
5.4. Credit, debit, net and cover ratio with USA .....	100
5.5. Credit, debit, net and cover ratio with Japan .....	104
<b>6. BLEU current account items for 1985 to 1994 with partners</b>	
6.1. Credit, debit, net and cover ratio with World.....	108
6.2. Credit, debit, net and cover ratio with Intra EUR15 .....	112
6.3. Credit, debit, net and cover ratio with Extra EUR15.....	116
6.4. Credit, debit, net and cover ratio with Intra EUR12 .....	120
6.5. Credit, debit, net and cover ratio with Extra EUR12.....	124
6.6. Credit, debit, net and cover ratio with USA .....	128
6.7. Credit, debit, net and cover ratio with Japan .....	132
<b>7. Denmark current account items for 1985 to 1994 with partners</b>	
7.1. Credit, debit, net and cover ratio with World.....	136
7.2. Credit, debit, net and cover ratio with Intra EUR12 .....	140
7.3. Credit, debit, net and cover ratio with Extra EUR12.....	144
7.4. Credit, debit, net and cover ratio with USA .....	148
7.5. Credit, debit, net and cover ratio with Japan .....	152
<b>8. Germany current account items for 1985 to 1994 with partners</b>	
8.1. Credit, debit, net and cover ratio with World.....	156
8.2. Credit, debit, net and cover ratio with Intra EUR15 .....	160
8.3. Credit, debit, net and cover ratio with Extra EUR15.....	164
8.4. Credit, debit, net and cover ratio with Intra EUR12 .....	168
8.5. Credit, debit, net and cover ratio with Extra EUR12.....	172
8.6. Credit, debit, net and cover ratio with USA .....	176
8.7. Credit, debit, net and cover ratio with Japan .....	180



<b>9. Greece current account items for 1985 to 1994 with partners</b>	
9.1. Credit, debit, net and cover ratio with World.....	184
9.2. Credit, debit, net and cover ratio with Intra EUR15.....	188
9.3. Credit, debit, net and cover ratio with Extra EUR15.....	192
9.4. Credit, debit, net and cover ratio with Intra EUR12.....	196
9.5. Credit, debit, net and cover ratio with Extra EUR12.....	200
9.6. Credit, debit, net and cover ratio with USA.....	204
9.7. Credit, debit, net and cover ratio with Japan.....	208
<b>10. Spain current account items for 1985 to 1994 with partners</b>	
10.1. Credit, debit, net and cover ratio with World.....	212
10.2. Credit, debit, net and cover ratio with Intra EUR15.....	216
10.3. Credit, debit, net and cover ratio with Extra EUR15.....	220
10.4. Credit, debit, net and cover ratio with Intra EUR12.....	224
10.5. Credit, debit, net and cover ratio with Extra EUR12.....	228
10.6. Credit, debit, net and cover ratio with USA.....	232
10.7. Credit, debit, net and cover ratio with Japan.....	236
<b>11. France current account items for 1985 to 1994 with partners</b>	
11.1. Credit, debit, net and cover ratio with World.....	240
11.2. Credit, debit, net and cover ratio with Intra EUR15.....	244
11.3. Credit, debit, net and cover ratio with Extra EUR15.....	248
11.4. Credit, debit, net and cover ratio with Intra EUR12.....	252
11.5. Credit, debit, net and cover ratio with Extra EUR12.....	256
11.6. Credit, debit, net and cover ratio with USA.....	260
11.7. Credit, debit, net and cover ratio with Japan.....	264
<b>12. Ireland current account items for 1985 to 1994 with partners</b>	
12.1. Credit, debit, net and cover ratio with World.....	268
<b>13. Italy current account items for 1985 to 1994 with partners</b>	
13.1. Credit, debit, net and cover ratio with World.....	272
13.2. Credit, debit, net and cover ratio with Intra EUR15.....	276
13.3. Credit, debit, net and cover ratio with Extra EUR15.....	280
13.4. Credit, debit, net and cover ratio with Intra EUR12.....	284
13.5. Credit, debit, net and cover ratio with Extra EUR12.....	288
13.6. Credit, debit, net and cover ratio with USA.....	292
13.7. Credit, debit, net and cover ratio with Japan.....	296
<b>14. Netherlands current account items for 1985 to 1994 with partners</b>	
14.1. Credit, debit, net and cover ratio with World.....	300
14.2. Credit, debit, net and cover ratio with Intra EUR15.....	304
14.3. Credit, debit, net and cover ratio with Extra EUR15.....	308
14.4. Credit, debit, net and cover ratio with Intra EUR12.....	312
14.5. Credit, debit, net and cover ratio with Extra EUR12.....	316
14.6. Credit, debit, net and cover ratio with USA.....	320
14.7. Credit, debit, net and cover ratio with Japan.....	324
<b>15. Austria current account items for 1992, 1993 and 1994 with partners</b>	
15.1. Credit, debit, net and cover ratio with World.....	328
15.2. Credit, debit, net and cover ratio with Intra EUR15.....	332
15.3. Credit, debit, net and cover ratio with Extra EUR15.....	336
15.4. Credit, debit, net and cover ratio with USA.....	340
15.5. Credit, debit, net and cover ratio with Japan.....	344

<b>16. Portugal current account items for 1985 to 1994 with partners</b>	
16.1. Credit, debit, net and cover ratio with World.....	348
16.2. Credit, debit, net and cover ratio with Intra EUR15.....	352
16.3. Credit, debit, net and cover ratio with Extra EUR15.....	356
16.4. Credit, debit, net and cover ratio with Intra EUR12.....	360
16.5. Credit, debit, net and cover ratio with Extra EUR12.....	364
16.6. Credit, debit, net and cover ratio with USA.....	368
16.7. Credit, debit, net and cover ratio with Japan.....	372
<b>17. Finland current account items for 1992, 1993 and 1994 with partners</b>	
17.1. Credit, debit, net and cover ratio with World.....	376
17.2. Credit, debit, net and cover ratio with Intra EUR15.....	380
17.3. Credit, debit, net and cover ratio with Extra EUR15.....	384
17.4. Credit, debit, net and cover ratio with USA.....	388
17.5. Credit, debit, net and cover ratio with Japan.....	392
<b>18. Sweden current account items for 1992, 1993 and 1994 with partners</b>	
18.1. Credit, debit, net and cover ratio with World.....	396
<b>19. United Kingdom current account items for 1985 to 1994 with partners</b>	
19.1. Credit, debit, net and cover ratio with World.....	400
19.2. Credit, debit, net and cover ratio with Intra EUR15.....	404
19.3. Credit, debit, net and cover ratio with Extra EUR15.....	408
19.4. Credit, debit, net and cover ratio with Intra EUR12.....	412
19.5. Credit, debit, net and cover ratio with Extra EUR12.....	416
19.6. Credit, debit, net and cover ratio with USA.....	420
19.7. Credit, debit, net and cover ratio with Japan.....	424
<b>20. European Institutions current account items for 1985 to 1994 with partners</b>	
20.1. Credit, debit, net and cover ratio with World.....	428
20.2. Credit, debit, net and cover ratio with Intra EUR15.....	432
20.3. Credit, debit, net and cover ratio with Extra EUR15.....	436
20.4. Credit, debit, net and cover ratio with Intra EUR12.....	440
20.5. Credit, debit, net and cover ratio with Extra EUR12.....	444
20.6. Credit, debit, net and cover ratio with USA.....	448
20.7. Credit, debit, net and cover ratio with Japan.....	452
<b>21. United States of America account items for 1985 to 1994 with partners</b>	
21.1. Credit, debit, net and cover ratio with World.....	456
21.2. Credit, debit, net and cover ratio with Intra EUR12.....	460
21.3. Credit, debit, net and cover ratio with Extra EUR12.....	464
<b>22. Japan current account items for 1985 to 1994 with partners</b>	
22.1. Credit, debit, net and cover ratio with World.....	468
22.2. Credit, debit, net and cover ratio with Intra EUR12.....	472
22.3. Credit, debit, net and cover ratio with Extra EUR12.....	476
22.4. Credit, debit, net and cover ratio with USA.....	483
<b>IV. ANNEXES</b>	
<b>1. Ecu exchange rates</b> .....	486
<b>2. Symbols and abbreviations</b> .....	487
<b>3. BOP coding system</b> .....	488
- Items (codes of published items and complete labels).....	488
- Geonomenclature (codes and labels of published zones).....	489
<b>4. Correspondence table between presently published classification (BPM5) and previously published classification (BPM4) Period 85 - 91</b> .....	490
<b>5. Balance of payments economic territory</b> .....	492
<b>6. Bibliography</b> .....	493

# I

## INTRODUCTION



# I. INTRODUCTION

## 1. NEW PRESENTATION

This is the first issue of Eurostat's yearly publication "International trade in services" to present data according to the fifth edition of the *IMF Balance of Payments Manual*<sup>1</sup> (*BPM5*). In addition this publication contains for the first time aggregated data for the European Union (*EU*) of fifteen Member States (*EUR15*). Nonetheless data for the European Union of twelve Member States (*EUR12*) continues to be provided.

The main purpose of this publication is to respond to the increasing demand for detailed statistics on international trade in services. Within the Balance of Payments (*BOP*) framework these statistics can be used to monitor the external commercial performance of different economies and thus assist trade negotiations in the context of the General Agreement on Trade in Services (*GATS*).

Therefore, whilst this report provides harmonised and comparable yearly balance of payments for the European Union (*EUR15* and *EUR12*), its Member States, the United States and Japan, it emphasises the detail in the classification of services<sup>2</sup>.

Besides presenting results with the World, this publication also includes a geographical breakdown of the flows between Intra EU (*EUR12* and *EUR15*), Extra EU (*EUR12* and *EUR15*), the United States and Japan.

The period covered is from 1985 to 1994 except for *EUR15* and the three new Member States (Austria, Finland and Sweden) for which the period is from 1992 to 1994.

All flows are expressed in *ecus* using official yearly average exchange rates of all Member States' national currencies, of the US Dollar (*USD*) and of the Japanese Yen (*JPY*) (provided in *annex 1* of this publication). The quarterly Eurostat balance of payments publication also provides yearly totals that may differ from those published here, which reflects revisions carried out on annual data and different conversion rates from national currency to *ecus* (quarterly average rate and yearly average rate<sup>3</sup>).

<sup>1</sup> Balance of Payments Manual, fifth edition, International Monetary Fund, Washington, D.C. 1993.

<sup>2</sup> Another Eurostat publication (Geographical breakdown of the current account, *EU - 1992 to 1994*) also drawn up according to the new *BPM5*, presents approximately 25 items with a geographical breakdown of the flows extended to about fifty countries, geographic or economic zones.

<sup>3</sup> Money and finance-quarterly, Eurostat

In relation to past editions, the main changes due to the adoption of the *BPM5* have been incorporated and in particular, the detail on services has been increased, covering nearly all the standard components of the *BPM5*. The geographical breakdown has also been expanded to cover Intra *EUR15*, Extra *EUR15*, the United States and Japan. The set of new *BOP* items codes published and the nomenclature (codes and labels of published zones) are given in *annex 3* at the end of this publication.

Given that the results obtained are based on the balance of payments of *EU* Member States, the new presentation adopted is in fact a compromise, for it had to take into account not only the different degrees of implementation of the *BPM5* by Member States but also the need to link the two time periods associated with two different international adopted standards: 1985 to 1991 under the methodological framework of *BPM4*<sup>4</sup> and 1992 to 1994 under the new *BPM5*.

Therefore, historical data and recent data supplied by Member States still using *BPM4* have been converted by Eurostat to comply with *BPM5* methodology and with the new presentation adopted. *Annex 4* at the end of this publication provides a correspondence table between the presently published classification (*BPM5*) and the previously published classification (*BPM4*).

Details on the harmonisation process that Eurostat had to carry out to cope with certain insufficiencies in Member States data are provided in *Chapter II, section 4. Production issues*.

## 2. NEW IMF MANUAL: MAIN CHANGES BETWEEN BPM4 AND BPM5

This section describes the major changes which have occurred in the methodology and presentation of the balance of payments since the fourth edition of the Balance of Payments Manual (*BPM4*), published in 1977.

### CURRENT ACCOUNT

#### Goods

The coverage of *goods* in the *BPM5* has been expanded. The balance of *goods* now includes certain transactions which used to be included in the services account. They include: *goods for processing* which cover exports/imports of goods for processing

<sup>4</sup> Balance of Payments Manual, fourth edition, International Monetary Fund, Washington, D.C. 1977

and their subsequent reimport/reexport; *repairs on goods*; and *goods procured in ports by carriers*.

### **Services**

Since services have become increasingly important in international transactions, a greater detail in the breakdown of services is now required. Therefore, the classification of services has been considerably extended since the *BPM4. Chapter II, section 3. Classification* of this publication lists the services included in the new published breakdown.

### **Income**

*Investment income* and all forms of *compensation of employees* have now been joined to form a separate category entitled *income* in the current account.

### **Current account and capital transfers**

In the fifth Manual the *current account* only contains *current transfers*; the *capital transfers* are included in the *capital and financial account*. Thus *unrequited transfers* (comprising both current and capital transfers) no longer exist in the new version of the Balance of Payments Manual. This distinction is made in order to harmonise the balance of payments with the 1993 System of National Accounts (*SNA*).

## **CAPITAL AND FINANCIAL ACCOUNT**

The Capital and Financial account is a new account which encompasses two sub-accounts: the *capital account* and the *financial account*.

### **Capital account**

Since the fifth Manual draws a distinction between *current and capital transfers*, a new account has been created and the terminology has been changed. The *capital account* in the *BPM5* is a new account which includes *capital transfers* and the *acquisition/disposal of nonproduced, nonfinancial assets*.

### **Financial account**

What used to be called the *capital account* in *BPM4* is now called the *financial account* and records the financial transactions.

The classical distinction between long and short-term financial (formerly capital) transactions has largely been dropped.

The *BPM5* should be consulted concerning additional changes and for a more detailed description of the new methodology.

# II

## METHODOLOGICAL ASPECTS





## II. METHODOLOGICAL ASPECTS

### 1. DIFFICULTIES OF ASSESSING THE INTERNATIONAL MARKET IN SERVICES

#### 1.1. Recording and valuation

Considering its intangible nature, international trade in services is much more difficult to record than trade in merchandise. The information is collected by means of complex systems combining enterprises' direct declarations, surveys, the census of bank transactions and estimates. Each European Union Member State has set up specific collection systems.

The recording of services raises three types of problems:

**Conceptual problems:** the definition itself of certain services is difficult to establish. This is particularly true in the case of *insurance*. Although the *BPM5*, recommends insurance services to be estimated by the service charges included in total premiums earned, production of estimates for such charges are not yet completely achieved by all Member States. Up to now, and in the absence of better information, by convention, insurance services have been measured, for some Member States, as the difference between premiums received and claims paid.

Another difficult item is *construction services* due to the complexity in establishing the borderline with *direct investment*. By convention if construction flows are not supplied or are considered to be underestimated, Eurostat decreases direct investment flows by the estimated amounts of *construction services* which are reallocated to *construction services*.

**Problems of mixed transactions:** the value of certain services is not specified separately but is aggregated with the value of other transactions on the same invoice.

This applies particularly to all services connected with trade in merchandise (transportation, transport insurance, international merchanting, related technical services). In the case of *transportation* and *transport insurance*, estimates are made on the basis of freight and insurance rates that are used to correct the merchandise flows recorded.

In the absence of better information and for some Member States, the service of *merchanting* (profit or loss in the purchase and resale of merchandise not crossing the merchant's border) is by convention estimated by Eurostat as the difference between gross credit and gross debit figures.

This problem also applies to *financial services*, some of which, in the form of commissions, can be reported separately. Others which cannot be identified as such, are included with interest payments in the current account heading *investment income* or in the *financial account* together with assets traded.

**Problems of identifying gross flows:** many services can be paid for by means of an international offsetting mechanism (*post and telecommunications, rail transport*)<sup>1</sup>. Furthermore, certain transactions between related companies are also settled by an offsetting mechanism. In both cases, the payments identified correspond to the net result of a number of transactions that are difficult to pinpoint. Depending on the collection systems, additional information may be requested from companies in order to obtain details of the gross flows.

All these problems could involve underestimation of the flows of services in the balance of payments.

#### 1.2. Problems linked to the analysis of values

The only statistics available are expressed in value terms. The trends observed in the flows and balances of services depend on the volume of transactions, market prices, exchange rates and any corrections carried out. Variations in prices and exchange rates are often considerable, making it difficult to analyse value flows.

Time series analysis or comparisons across countries should thus take into account such variables as the ones mentioned for they have an effect on the trends of the statistics published.

**Exchange rates:** The fluctuations of the US dollar against the ecu have a particularly important impact on the European Union balance of payments. The US dollar, as a transaction and price-formation currency, is still very important. The prices of certain types of services are fixed in US dollars, irrespective of the place of residence of the contracting parties.

**Prices:** Over the last ten years there have been substantial fluctuations in relative prices, making it difficult to compare trends between types of services

Consequently, the growth in the volume of trade in certain services linked to very rapidly changing

<sup>1</sup> For example instead of paying the full debt outstanding between each party (gross flows), a party only pays the difference between what they owe and what is owed to them (net flows).

technologies (communications, computer science) does not appear clearly in the results expressed in value terms. This is due to a large reduction in prices.

Transportation services and data processing services constitute inputs for enterprises and any changes in their price have an effect on the value of the final output.

### 1.3. Problems of consistency, asymmetries

Although in theory, all balance of payments accounts are drawn up in accordance with an internationally accepted methodology, the balance of payments of all the countries in the World are not fully compatible or comparable. The reasons for this lack of comparability are many. Some examples are the following:

- All countries do not have the same resources for recording and analysing the information and because of the special features of data collection they are sometimes obliged to depart from the recommended standards (in the case of insurance, for example).
- All countries do not agree upon the treatment of certain long term activities (construction services, for example).
- The increasing speed of world-wide economic integration and proliferation of transactions between related companies makes it difficult to allocate flows between services and direct investment.
- An international detailed nomenclature for trade in services does not exist and therefore the same designations of services do not always cover the same activities.

The statistical problems mentioned above generate statistical discrepancies between countries' current account balances. These discrepancies are called asymmetries. More specifically:

*Bilateral Asymmetry:* The balance declared by one compiling economy in relation to another does not correspond to the balance declared by its partner. The sum of these balances, called bilateral asymmetry should in theory be nil.

However, misallocation of transactions creates an asymmetry at detailed item level that can be offset at an aggregated level. In the same way, bad geographical breakdown creates a bilateral asymmetry which may be offset at an aggregated level of geographical breakdown.

*Asymmetry in terms of geographical aggregation:* the World total of current account credits does not tally with the World total of current account debits, whereas in theory they should be equal. The difference between current credits and debits is termed *world-wide asymmetry* (or discordance) of *current account payments*.

## 2. CONCEPTUAL FRAMEWORK OF THE BALANCE OF PAYMENTS

The balance of payments records all economic transactions undertaken between the residents and non-residents of a country during a given period.

A *transaction* is defined in the *BPM5* as being an economic flow that reflects the creation, transformation, exchange, transfer, or extinction of economic value and involves changes in ownership of goods and/or financial assets, the provision of services, or the provision of labour and capital.

The *concept of resident* in the *BPM5* is identical to that used in the 1993 System of National Accounts (*SNA*). The concept is not based on nationality or legal criteria. It is based on the notion of centre of economic interest. An institutional unit is a resident unit when it has a centre of economic interest in the economic territory of a country for a period of at least one year.

According to the *BPM5*, the *economic territory* of a country consists of the geographic territory administered by a government, including territorial enclaves in the rest of the World<sup>1</sup> (e.g. embassies). In particular the economic territory of an international organisation consists of a territorial enclave over which the organisation has jurisdiction (e.g. the European Union Institutions in the host Member States);

The balance of payments accounts are constructed on the *double-entry accounting system*, so that every transaction is - in principle - recorded in two accounts, once as a debit, once as a credit. If for example, a country exports goods and receives foreign currency in return, it will record the export by a credit in the *current account* (more specifically in the *goods account*) and the increase in the asset (foreign currency) by a debit in the *capital and financial account*.

Thus, given complete and accurate recording, as a financial statement the overall balance of payments (i.e. the combined current account and capital and financial account) should sum to zero. In practice, however, a balancing item is used to compensate for

---

<sup>1</sup> To harmonise data collection, Eurostat asks EU Member States to use, within the EU zone, a "BOP territory" classification involving small territories. This classification is given in *annex 5*.

measurement *errors and omissions* which occur during the recording of the international transactions in the accounts.

This being so, how is it that one can talk about balance of payments *surpluses and deficits*?

When the balance of payments is said to be in or out of balance, this does not refer to the balance of payments as a whole but simply to one of the sub-balances, that is, one item or a set of items. For instance, the goods account will be in deficit/surplus when the total value of imported goods is greater/smaller than the total value of exported goods.

### 3. CLASSIFICATION

The classification used in this publication is based on the standard components defined in the *BPM5* and on the more disaggregated joint Eurostat-OECD trade in services classification whose underlying conceptual framework is identical to that of the *BPM5*.

As was already mentioned when introducing the new presentation, because of the transition from the *BPM4* to the *BPM5*, the classification published is in fact a compromise. It is the maximum common classification possible that could be established on the basis of the results made available by Member States corresponding to the new joint Eurostat-OECD *BOP* questionnaires for the period 1992 to 1994. Eurostat took into account the existing historical data (1985 to 1991) which was organised according to the previously published classification (*BPM4* compatible). Therefore and with the purpose of using a maximum of the historical information a correspondence between the old and the new formats, as meaningful and coherent as possible had to be devised. This operation determined as well the classification finally adopted in the present report (*annex 3*).

This publication contains certain particularities which are not in line with the recommendations contained in the *BPM5*. For a better understanding of these particularities the items are first defined based on the classification recommended as an international standard in the *BPM5* and in the joint Eurostat-OECD trade in services classification (see definitions given below) and deviations from this standard are then described in the following section (*II.3.2. Particularities of this publication*).

#### 3.1. Definitions of the items

The following definitions are based on the *BPM5* and on the joint Eurostat-OECD trade in services classification.

The *BPM5* divides the balance of payments into two broad sub-balances: the *current account* and the *financial and capital account*.

#### 3.1.1. Current account

The current account is subdivided into four basic components: *goods*, *services*, *income*, and *current transfers*.

##### 3.1.1.1. Goods

This is generally the biggest category of the current account. Goods cover *general merchandise*, *non monetary gold* and since the implementation of the *BPM5*, *goods for processing*, *repairs on goods* and *goods procured in ports by carriers*. The most important component, *general merchandise*, includes all movable goods whose ownership is transferred from a resident to a non-resident and vice versa.

When calculating the balance of payments both exports and imports should be valued free on board (*f.o.b.*). When a cost, insurance, freight (*c.i.f.*) valuation is provided (as is the case of imports in foreign trade statistics), the freight and insurance components have to be estimated separately and eliminated from the trade figures to arrive at a *f.o.b.* valuation. These components are then recorded in the services account.

This is one of the reasons why *foreign trade* statistics and *balance of payments* figures for *goods* are not the same.

##### 3.1.1.2. Services

###### 3.1.1.2.1. Transportation

The definition of this item is identical to the definition of *transportation* in the *BPM5*, paragraphs 230 to 240. The general definition is presented in paragraph 230:

"*Transportation* covers all transportation (*sea*, *air*, and *other* - including land, internal waterway, space, and pipeline) services that are performed by residents of one economy for those of another and that involve the carriage of passengers, the movement of goods (freight), rentals (charters) of carriers with crew, and related supporting and auxiliary services. Some related activities are excluded: freight insurance, which is included in *insurance services*; goods procured in ports by non-resident carriers and repairs of transportation equipment, which are included in *goods*; repairs of railway facilities, harbours, and airfield facilities, which are included in *construction services*; and rentals (charters) of carriers without crew, which are included in *other business services*."

The breakdown of *transportation* represents a cross-classification by:

- a) mode of transportation: *sea, air and other transport* (space, rail, road, internal waterway and pipeline transport);
- b) kind of services: transport of *passengers*, transport of *freight* and *other (supporting, auxiliary and other) services*.

**Passenger transport services** cover all services provided between the compiling economy and abroad or between two foreign economies in the international transportation of non-residents by resident carriers (credit) and that of residents by non-resident carriers (debit).

Included in passenger services are:

- a) passenger services performed within an economy by non-resident carriers;
- b) in addition to the services covered by passenger fares - including fares that are a part of package tours but excluding cruise fares, which are included in travel - passenger services include such items as charges for excess baggage, vehicles, or other personal accompanying effects and expenditures for food, drink, or other items for which passengers make expenditures while on board of carriers;
- c) rentals (or operational leases), which are made by residents to non-residents and vice-versa, of vessels, aircraft, coaches or other commercial vehicles with crews for limited periods (such as a single voyage) for the carriage of passengers, but excluding financial leases and time charters.

Excluded are passenger services provided to non-residents by resident carriers within the resident economies; these are included in travel.

### Freight transport services

Freight services can be divided into four groups.

The first group relates to international transportation of the compiling countries' exports and imports. It includes transportation services provided by:

- a) resident operators, beyond the customs frontier of the compiling country, on the compiling country's exports (credit);
- b) non-resident operators, beyond the customs frontier of the exporting country, on the compiling country's imports (debits).

The second group stems from the fact that goods are valued *f.o.b.* at the customs frontier of the exporting economy and that freight charges are borne by the importing economy (no matter whether they are directly charged to the importer or included in the import price). They include transport services provided by:

- a) resident operators, before the customs frontier of the exporting country, on the compiling country's imports (credits);
- b) non-resident operators, before the customs frontier of the compiling country, on the compiling economies' exports (debit).

The third group comprises transportation services provided by resident operators on other goods owned by non-residents (credit) and by non-resident operators on other goods owned by residents of the compiling country (debit), in particular:

- a) transit trade through a compiling economy;
- b) transport of goods between third countries (cross-trade);
- c) coastal transportation or other transportation of goods between points within an economy;
- d) movements of goods to or from entities located outside territories where the entities are residents (e.g. government agencies);
- e) transport of mail for postal and courier services.

The fourth group consists of rentals (or operational leases), which are made by residents to non-residents and vice versa, of vessels, aircraft, freight cars, or other commercial vehicles with crews for limited periods (such as a single voyage) for the carriage of freight. Also included are towing and services related to the transportation of oil platform, floating cranes, and dredges. Excluded are financial leases and time charters.

### Other (Supporting and auxiliary transport services)

This item covers a range of supporting and auxiliary services provided in ports, airports and other terminal facilities, and other transport services, mainly:

- a) cargo handling: loading and unloading of containers, etc.;
- b) storage and warehousing;
- c) packing and repacking;
- d) towing, pilotage and navigational aid for carriers;

- e) maintenance and cleaning of transportation equipment;
- f) salvage operations;
- g) agents' fees associated with passenger and freight transportation, including freight forwarding and brokerage services.

### 3.1.1.2.2. Travel

The definition of this item is identical to the definition of *travel* in the *BPM5*, paragraphs 241 to 251.

The general definition is presented in paragraphs 242, 243 and 244:

"*Travel* covers primarily the goods and services acquired from an economy by travellers during visits of less than one year in that economy. The goods and services are purchased by, or on behalf of, the traveller or provided, without a quid pro quo, for the traveller to use or give away. Excluded is the international carriage of travellers, which is covered in passenger services under *transportation*.

A traveller is an individual staying, for less than one year, in an economy of which he is not a resident for any purpose other than (i) being stationed on a military base or being an employee (including diplomats and other embassy personnel) of an agency of his or her government, or (ii) being an accompanying dependent of an individual mentioned under (i). Expenditures made by individuals covered in (i) and (ii) are recorded under *government services, n.i.e.*. Expenditures made by individuals undertaking a productive activity directly for an entity that is a resident of that economy (including seasonal and border workers) are included under *travel*. The one-year rule does not apply to students and medical patients, who remain residents of their economies of origin even if the length of stay in another economy is one year or more."

### 3.1.1.2.3. Communications services

The *BPM5* does not present a global definition of this item, but separate definitions for the two sub-items (in paragraph 253):

"**Telecommunications** encompass the transmission of sound, images, or other information by telephone, telex, telegram, cable, broadcasting, satellite, electronic mail, facsimile services etc. and include business network services, teleconferencing, and support services".

"**Postal and courier services** encompass the pick-up, transport and delivery of letters, newspapers, periodicals, brochures, other printed matter, parcels, and packages, including post office counter and mailbox rental services".

### 3.1.1.2.4. Construction services

The definition of this item is identical to the definition of *construction services* in the *BPM5*, paragraph 254:

"*Construction services* cover work performed on construction projects and installations by employees of an enterprise in locations outside the economic territory of the enterprise. (The work is generally performed for a short time period; the one-year rule is to be applied flexibly). Goods imported by the enterprise for use in the projects are included in the value of these services rather than under goods; expenditures for local supplies, etc. are included under *other business services*".

Excluded are projects carried out by foreign subsidiaries or branches of enterprises (direct investors) and site offices for which the construction companies "maintain a complete and separate set of accounts of local activities (i.e. income statement, balance sheet, transactions with the parent enterprise), pay income taxes to the host country, have a substantial physical presence, receive funds for enterprise work for the enterprise account, etc." (paragraph 78 of the *BPM5*).

*Construction services* cover, on a gross basis, all goods and services that form an integral part of construction contracts; they relate to:

- a) site preparation work;
- b) construction work for buildings and completion;
- c) construction work for civil engineering;
- d) installation of machinery and assembly work;
- e) other construction: renting services of construction or demolition equipment with operator, exterior cleaning work of buildings, etc.

### 3.1.1.2.5. Insurance services

The definition of this item is identical to the definition of *insurance services* in the *BPM5*, paragraphs 255-257. It encompasses "the provision of various types of insurance to non-residents by resident insurance companies, and vice versa". It includes agent commissions related to insurance.

*Insurance services* are estimated or valued by service charges included in total premiums earned rather than by total premiums. Gross premiums and gross claims are recorded as memorandum items.

The various types of insurance concerned by this definition are :

- a) Life insurance and pension funding

- b) Freight insurance
- c) Other direct insurance
- d) Reinsurance
- e) Auxiliary services

### 3.1.1.2.6. Financial services

The definition of this item is identical to the definition of *financial services* in the *BPM5*, paragraph 258. It covers "financial intermediary and auxiliary services (except those of insurance enterprises and pension funds) conducted between residents and non-residents. Included are intermediary service fees, such as those associated with letters of credit, bankers' acceptances, lines of credit, financial leasing, and foreign exchange transactions. (For the latter, the spread between the midpoint rate and the buying/selling rate is the service charge). Also included are commissions and other fees related to transactions in securities - brokerage, placements of issues, underwriting, redemption, and arrangements of swaps, options, and other hedging instruments; commissions of commodity futures traders, and services related to asset management, financial market operational and regulatory services, security custody services, etc. Service charges on purchases of International Monetary Fund resources are included among an economy's financial service payments, as are charges (similar to commitment fees) associated with undrawn balances under stand-by or extended arrangements with the *IMF*".

Excluded are financial intermediation services indirectly measured that may be imputed or derived from the differences between reference interest rates and rates actually applied to loans, debt securities or deposits.

### 3.1.1.2.7. Computer and information services

The definition of this item is identical to the definition of *computer and information services* in the *BPM5* paragraph 259. It covers "computer data and news-related service transactions between residents and non-residents. Included are: data bases, such as development, storage, and on-line time series; data processing - including tabulation, provision of processing services on a time-share or specific (hourly) basis, and management of facilities of others on a continuing basis; hardware consultancy, software implementation - including design, development, and programming of customised systems; maintenance and repair of computers and peripheral equipment; news agency services - including provision of news, photographs, and feature articles to the media; and

direct, non-bulk subscriptions to newspapers and periodicals".

### 3.1.1.2.8. Royalties and licence fees

The definition of this item is identical to the definition of *royalties and licence fees* of the *BPM5*, paragraph 260. It covers "the exchange of payments and receipts between residents and non-residents for the authorised use of intangible, non-produced, non-financial assets and proprietary rights (such as patents, copyrights, trademarks, industrial processes, franchises, etc.) and with the use, through licensing agreements, or produced originals or prototypes (such as manuscripts and films)".

### 3.1.1.2.9. Other business services

The coverage of this item is identical to the coverage of *Other business services* in the *BPM5* (paragraphs 261 to 264), except that the residual sub-item *Services between affiliated enterprises, not included elsewhere* may include additional categories of transactions.

#### Merchanting and other trade-related Services

- **Merchanting** is defined as the purchase of a good by a resident (of the compiling economy) from a non-resident and the subsequent resale of the good to another non-resident; during the process, the good does not enter or leave the compiling economy. (Changes in stocks held abroad by merchants are excluded). The difference between the value of goods when acquired and the value when sold is recorded as the value of merchanting services provided. If the commodities are not resold by the merchant in the same accounting period, an import of goods is recorded in the first period, and a negative import entry is recorded in the later period. Although merchanting is recorded on a net basis, separate data recorded on a gross basis are useful for analytical purposes.

- **Other trade-related services** cover commissions on goods and service transactions between (i) resident merchants, commodity brokers, dealers, and commission agents and (ii) non-residents. This category includes transactions in ships, aircraft, and auction sales as well. Excluded are franchising fees, brokerage in financial services and transport-related fees.

#### Operational leasing services

*Operational leasing* (rental) without operators covers resident/non-resident leasing and charters of ships, aircrafts, and transportation equipment such as railway cars containers, rigs, etc. without crew. Excluded are financial leasing, leasing of telecommunications lines

and leasing of land, buildings and other real estate, and car rentals to foreign travellers.

### Miscellaneous business, professional, and technical services

This item covers the following services:

- **Legal, accounting, management consulting, and public relation services** : The coverage of this sub-item is identical to the corresponding *BPM5* Services Sub-item (paragraph 264), except that it excludes services between affiliated enterprises which are shown separately in the joint Eurostat-OECD trade in services classification. This item covers "the provision (by/for residents for/by non-residents) of legal advice, representation, and documentation; accounting, auditing, bookkeeping, tax consultant services; and management consulting related to the provision of advice, guidance, or operational assistance to business"

- **Advertising, market research and public opinion polling** transacted between residents and non-residents cover "the design, creation, and marketing of advertisements by advertising agencies; media placement, including the purchase and sale of advertising space; exhibition services provided by trade fairs; the promotion of products abroad; market research; and public opinion polling abroad on various issues".

- **Research and development services** cover "those services that are transacted between residents and non-residents and associated with basic research, applied research, and experimental development of new products and processes. In principle, such activities in the sciences, social sciences, and humanities are covered; included is the development of operating systems that represent technological advances. Excluded are market research, technological studies and consultancy work.

- **Architectural, engineering and other technical services** cover "resident/non-resident transactions related to architectural design or urban and other development projects; planning and project design and supervision of dams, bridges, airports, turnkey projects, etc.; surveying, cartography, product testing and certification, and technical inspection services".

- **Agricultural, mining and on-site processing services** cover:

a) services incidental to agriculture (providing agricultural machinery with crew, harvesting, treatment of crops, pest control, animal boarding, care and breeding services), hunting, trapping, forestry and logging, and fishing.

b) services rendered at oil and gas fields; drilling, derrick building, repair and dismantling services, oil and gas well casings cementing, services incidental to mineral prospecting and exploration, and geological surveying.

c) waste treatment and depollution services: treatment of radio-active waste, stripping work of contaminated soil, cleaning up of pollution and decontamination services, sanitation.

d) other on-site processing: maintenance and repair of machinery (except transport and office machinery equipment) and on-site processing and treatment of any kind of product abroad not followed by an import.

- **Other - Miscellaneous business, professional, and technical services** covers placement of personnel, security and investigation services, translation and interpretation, photographic services, building cleaning, etc.

- **Services between affiliated enterprises not included elsewhere** is a residual category. It covers payments by affiliates to their parent companies representing contributions to their general management costs (for planning, organising and controlling) and reimbursements of expenses settled directly by parent companies, funds transferred by parent companies to affiliates for covering overhead expenses, and any other services between affiliated enterprises that cannot be broken into individual service categories.

### 3.1.1.2.10. Personal, cultural and recreational services

The coverage of this item, and its subdivision into two sub-items, is identical to the treatment in the *BPM5* (paragraph 265).

- **Audio-visual and related services** : comprise services and associated fees related to the production of motion pictures (on film or video tape), radio and television programs (live or on tape), and musical recordings. Included are receipts or payments for rentals; fees received by resident actors, directors, producers, etc. (or by non-residents in the compiling economy) for productions abroad; and fees for distribution rights sold to the media for a limited number of showings in specified areas. Fees to actors, producers, etc. involved with theatrical and musical productions, sporting events, circuses, etc. and fees for distribution rights (for television, radio, etc.) for these activities are included. Excluded are purchases (sales) of films, programs, recorded music, musical compositions and books.

- **Other personal, cultural and recreational services** comprise other personal, cultural and recreational services such as those associated with museums, libraries, archives, and other cultural, sporting, and recreational activities. Also included are fees for services, including provision of correspondence courses, rendered abroad by teachers or doctors. Excluded are all expenditure by travellers on education and health.

### 3.1.1.2.11. Government services, not included elsewhere

In line with the *BPM5* (paragraph 266), this item represents "a residual category covering government service transactions (including those of international organisations) not contained in previous classifications.

Included are all transactions by embassies, consulates, military units, and defence agencies with residents of economies in which the embassies, etc. are located and all transactions with other economies. (Excluded are transactions with residents of the home countries represented by the embassies, consulates, etc.). Transactions in this category comprise those for goods and services (such as office supplies, furnishings, utilities, official vehicles and operation and maintenance, and official entertainment) and personal expenditures incurred by diplomats and consular staff and their dependents in the economies in which they are located. Also included in this category are transactions, subject to the same considerations as those in the preceding item, by other official entities (such as aid missions and government tourist, information, and promotion offices) located in economies abroad. Included, as well, are transactions that are associated with general administrative expenditures, etc. and not classified elsewhere. In addition, transactions associated with aid services that are provided by non-military agencies, do not give rise to any payments, and have offsets in transfers are included in this category. Last, transactions associated with the provision of joint military arrangements and peacekeeping forces, such as those of the United Nations, are included in government services, n.i.e."

### 3.1.1.3. Income

This contains two main items: *compensation of employees* and *investment income*.

#### 3.1.1.3.1. Compensation of employees

*Compensation of employees* records wages, salaries and other benefits, in cash or in kind, earned by individuals for work performed for economic units whose place of residence is different from their own

(border workers, seasonal workers, employees of international organisations, etc.).

#### 3.1.1.3.2. Investment Income

*Investment income* covers income which a resident entity derives from the ownership of external financial assets (credit) and income non-residents derive from their financial assets invested in the compiling economy (debit). This includes interest and dividends on direct, portfolio and other investment.

#### 3.1.1.4. Current Transfers

*Transfers* cover international transactions in which goods, services, or financial items are transferred between the residents of one economy and the residents of foreign economies without something of economic value being received in return. *Current transfers* are broken down into two sectors: *general government* and *other sectors*.

- **General government current transfers**

*Current transfers* are recorded as *general government transfers* if the resident government is the receiver or sender. More specifically these transfers cover offsets to transactions between resident governments and international organisations (e.g., contributions to the budget of the European Union institutions), between resident governments and governments of foreign economies (cash transfers and gifts to/from other governments) and between resident governments and private non-residents (taxes, pension payments, etc.)

- **Other sectors current transfers**

The *other sectors' current transfers* cover transfers where resident individuals and resident non-governmental institutions are the senders or receivers. These include for example workers' remittances, residents' contributions to foreign social security schemes, etc.

## 3.1.2. CAPITAL AND FINANCIAL ACCOUNT

### 3.1.2.1. Capital account

This item covers all transactions that involve (a) the receipt or payment of *capital transfers* (debt forgiveness, migrant's transfers, etc.) and (b) *the acquisition/disposal of nonproduced, nonfinancial assets*, which includes transactions associated with tangible assets (e.g., land and subsoil assets) and transactions associated with intangible assets (e.g., patents, copyrights, trademarks, franchises, etc.).



### 3.1.2.2. Financial account

The *financial account* records financial transactions and contains four accounts differentiated by functional form: *direct investment*, *portfolio investment*, *other investment* and *reserve assets*.

Note that for all items in the *financial account*, increases in a country's financial assets held abroad and decreases in liabilities are shown as negative and decreases in assets and increases in liabilities are shown as positive. A minus sign therefore represents an increase in reserve assets and conversely, a plus sign represents a fall in reserve assets.

### 3.1.3. Net errors and omissions

Apart from the *current account* and the *capital and financial account*, the balance of payments also includes a *net errors and omissions* item.

The net total contained in this item is used to offset any difference between credits and debits for the overall accounts of the balance of payments. This difference may be substantial when the balance of payments statistics are derived from a variety of sources.

## 3.2. Particularities of this publication

This is the first Eurostat International trade in services yearly publication to publish Member States' data in accordance with the new *IMF Balance of Payments Manual (fifth edition)*. However, since some Member States still have to adapt to the new methodology, and in order to be able to produce a European Union total, this publication shows certain particularities which slightly deviate from the *BPM5*.

### 3.2.1. Breakdown of services

The classification published covers nearly all the standard components for services of *BPM5*, including the selected supplementary information components for services. Exceptions are:

The sub-items of *other transportation (214)*:

*passenger (215)*, *freight (216)*; *other (217)*.

The sub-items of *travel (236)*:

*business (237)*; *personal (240)*; *health-related (241)*; *education-related (242)*; *other (243)*.

The reason for not including these components is that several countries have not yet been able to fully implement the guidelines of the *BPM5* and do not therefore provide data for these sub-items.

On the other hand, as the Eurostat-OECD joint classification for trade in services is more detailed than that in *BPM5*, it was possible to include the following additional sub-items:

The sub-items of *merchandising and other related services (269)*:

*merchandising (270)*; *other related services (271)*

The sub-item of *miscellaneous business, professional, and technical services (273)*:

*services between affiliated enterprises (285)*

For practical reasons Eurostat has introduced two new items: the item *other services (981)* that groups all the services which are not *travel* or *transportation* and the item *services not allocated (982)* that groups all the services that Member States have not been able to allocate under *travel*, *transportation* or elsewhere.

In fact, the item *other services* was needed to establish the link between the two periods, 1985 to 1991 under the methodological framework of *BPM4* and 1992 to 1994 under the new methodological framework of *BPM5* (even for this more recent period some countries provided data according to *BPM4*). The item *services not allocated* was created, because for some Member States the sum of the amounts supplied for all sub-items of services did not add up to the given total for the aggregated item *services (200)*.

### 3.2.2. Current and Capital account

#### *Distinction between current and capital transfers*

Since many countries have not yet been able to apply this distinction, they have not provided separate data for the *capital account*. As a provisional option, Eurostat has summed the *capital account* to the *current account* and created a so-called *capital and current account*.

Likewise and in order to supply available information, Eurostat has provisionally included under the tables' heading *current transfers*, the *BPM4 unrequited transfers* from 1985 to 1991 for all countries. This is also the option taken for the period 1992 to 1994 for the USA, Japan and those Member States that did not make the distinction between current and capital transfers. This will be indicated for each country in the *section 4.3 Deviation from the defined methodology for each reporting economy*.

Thus the classification published presents, in addition to the *current account* and *capital account* headings defined as in *BPM5*, the heading *current + capital account*. This heading includes the two types of transfers together and corresponds to the *current account* as defined in *BPM4*.

This account is comparable between the Member States and a European Union total was created for the period 1985 to 1994.

For the period 1992 to 1994, European Union (EUR12 and EUR15) totals have been estimated for the two separate accounts. These estimated European Union totals are published, but estimates for individual Member States that have not supplied the corresponding data are not published, unless indicated otherwise.

### 3.2.3. Capital account

Data for the *capital account* have been published for the individual Member States for which the item is available. Most Member States' *capital accounts* do not include data for *acquisition/disposal of nonproduced nonfinancial assets*. It is likely that data corresponding to this item have been classified in the services account (more specifically in *royalties and licence fees*).

The methodological notes in the *section 4.3 Deviation from the defined methodology for each reporting economy* comment on the *capital account* for the individual countries in more detail.

### 3.2.4. Financial account

Data for the *financial account* have been published for the individual Member States for which the item is available.

When Member States did not send data for the *financial account*, the latter was obtained from the IMF "*Balance of Payments Statistics Yearbook 1995*".

More detailed data will be published in future editions of this publication as they become available from reporting Member States.

Apart from the above mentioned exceptions, the overall structure of the tables in *chapter III*, generally corresponds to the *BPM5*.

## 4. PRODUCTION ISSUES

### 4.1. Production process

Each year, the national banks or the national statistical offices provide Eurostat with data according to a set of questionnaires approved by all Member States and designed to fulfil *BPM5* requirements. These questionnaires are included in an internal document called the *Balance of Payments Vade mecum*. This document contains apart from the questionnaires,

coding system, format and media details, deadlines and instructions on how data should be supplied.

Due to the transition period that all *BOP* compilers are going through and given the necessity to adjust current systems to the new *BPM5*, some countries are still not able to comply fully with the agreed Eurostat requirements. Thus, Eurostat has to apply several adjustments to the original data supplied by the Member States in order to harmonise and fill up missing information to produce a meaningful EU aggregate. The choice of items to be published has been decided according to the information available in the majority of Member States or in the Member States which have highest specific weight in the whole of the EU Balance of Payments.

The main steps between the reception of data and publication are the following:

#### ◆ Step 1: Data receiving process

Eurostat usually receives data under two types of format: *Bopsta* (*EDIFACT*<sup>1</sup> message) and spreadsheets or text files. For this publication most countries have used the *Bopsta* format via E-mail for the first time, which created some starting up problems.

With the data, some Member States provided a letter explaining data particularities. This is very useful for the harmonisation process since all the special characteristics of each country can be taken into account. At the same time Eurostat compiles all the available information from other institutions' publications and from Eurostat's Quarterly and Foreign Direct Investment publications.

#### ◆ Step 2: Checking process of the input data

Several sorts of consistency data checks are carried out by Eurostat:

- Internal checks: data are checked at aggregated level concerning geographical zones and items;

- External checks: data are compared with national publications and with quarterly data received by Eurostat; consistency with *BPM5* is also checked to facilitate the eventual harmonisation.

On the basis of the checking report generated by Eurostat, problems found vis-à-vis the Member States

---

<sup>1</sup> Electronic Data Interchange For Administration, Commerce and Trade

and proposed solutions are discussed with each Member State.

Sometimes the Member States prefer to make a new sending corresponding to all or part of the data or provide complementary information to solve the problems.

According to the assented bilateral agreement Eurostat can face the next step.

**◆ Step 3: Harmonisation, correction and estimation process**

For each Member State original data are adjusted to obtain harmonised and comparable data series (across countries and through time). The purpose is to calculate the European Union (EUR12/EUR15) aggregates. These changes consist mainly of:

- Item reclassification;
- Production of estimates for missing data based on the data of the other Member States: either by directly using mirror figures, or by using the average structure of Member States which provide relevant information;
- Production of estimates based on previous or subsequent series;
- Corrections to bring as far as possible original data in line with *BPM5*.

After this stage of harmonisation, correction and estimation checks are carried out again.

**◆ Step 4: Preparing the reports for data validation:**

The tables to be published are sent to each Member State for approval. These tables are sent with a report containing a detailed explanation (including examples) of the corrections and estimates carried out. Transparency is thus a constant objective during the entire production process.

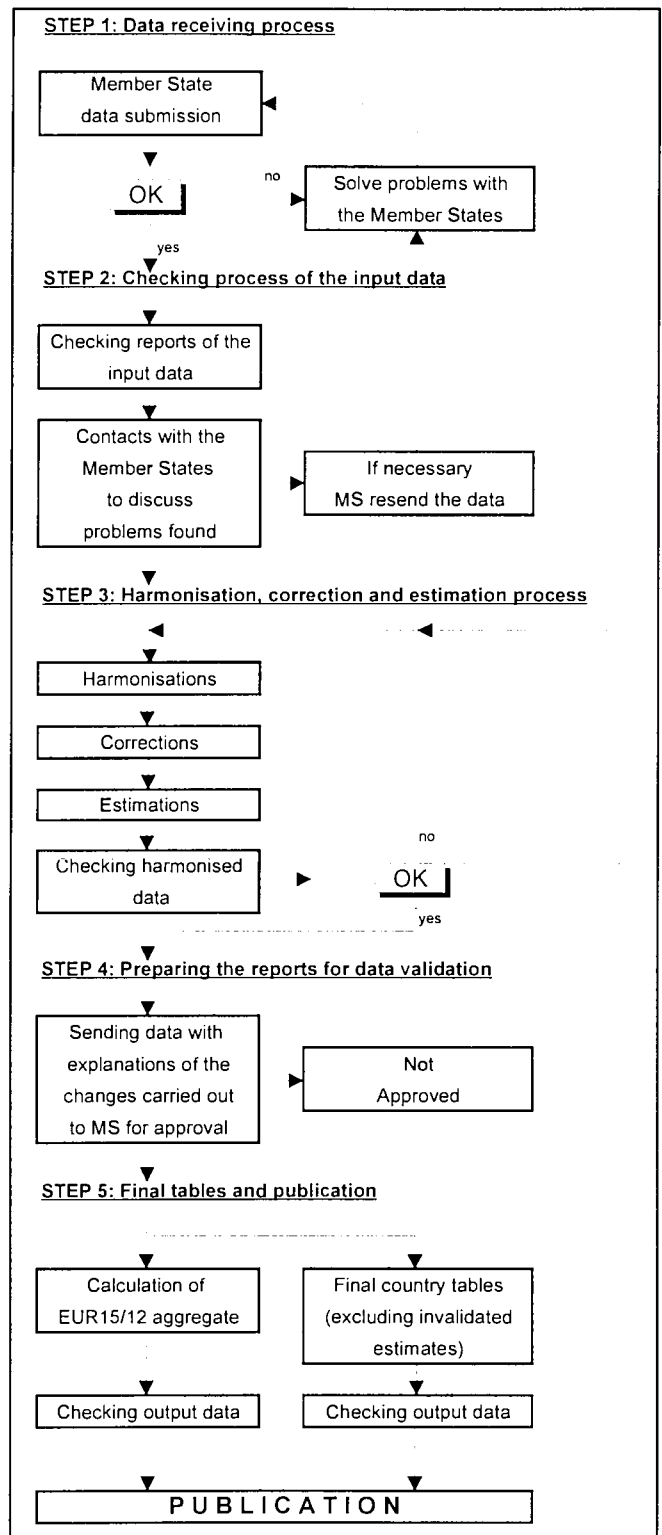
Eurostat receives within a set deadline the official approval from the national *BOP* compilers. If there is only a partial approval Eurostat publishes under the country caption only what has been agreed upon by the Member State. Other estimates for the EUR15/EUR12 aggregate are published in order to provide a complete set of EUR15/EUR12 figures.

**◆ Step 5: Final tables and publication**

After converting the data into *ecus* using the yearly average exchange rates, EUR15/EUR12 aggregates

are calculated and tables by country excluding invalidated estimates (step 4) are prepared to be published.

Finally, before publishing the data a further check is performed.



## 4.2. General approach for data harmonisation

To have a general approach for data harmonisation it is important to identify the common problems encountered and the basic principles applied to resolve these problems.

### ⇒ Common problems :

- Items missing and poor geographical breakdown for some Member States.
- Incorrect breakdown of flows within individual services or, more generally, within the current account.
- Poor evaluation of flows. Certain flows are recorded only on a net basis (balance only), which leads to underestimation of the credit and debit flows taken separately. Others, however, are recorded on a gross basis i.e. the total value of the transactions, which is considerably higher than the value of the service included (insurance, merchanting). This leads to an overestimation of the credit and debit flows.
- Poor adaptation to the *BPM5*.

All these problems, when identified, gave rise to corrections (modification of existing data) or estimations (calculation of missing data or recalculation of data deemed to be unsatisfactory).

### ⇒ Basic principles adopted for common problems:

Some common solutions were applied to correct and estimate data, as described below:

Details of corrections/estimates are provided in the methodology of each reporting economy hereafter (section 4.3).

- Harmonising the current balance as a whole

Service transactions cannot be analysed and no harmonised accounts can be drawn up outside the framework of the current balance, since the main problems encountered concern incorrect allocation of flows between the various items of the current balance sheet. The harmonisation work consists therefore in re-classifying the flows recorded on different bases by the Member States. This reclassification may be done within large items such as *transportation* and *other services*, but may also involve re-distribution of the flows: *goods/transportation*, *compensation of employees/services*, *construction services/investment income*, etc.

- A pragmatic approach to the *BPM5*

The theoretical approach was to comply with the recommendations set out in the *BPM5* as far as possible. However, for certain items, only a minority of Member States apply the *IMF* rules and in such cases the method used by the majority of Member States was adopted and the data submitted by the other Member States were corrected accordingly. The main items in question are *insurance*, *merchanting* and *investment income*.

The flows of *insurance* premiums and indemnities do not in themselves constitute remuneration for a service. These flows are sometimes recorded gross, the credit items corresponding to the sum of premiums and indemnities collected and the debit items to the sum of premiums and indemnities paid. This results in an overestimation of the flows. The value of the service has sometimes been valued by the net result of an operation i.e. on the credit side, the difference between the premiums collected and the indemnities paid and on the debit side, the difference between the premiums paid and the indemnities collected. When more adequate information was available, the services component of premiums was deducted from insurance services and the remainder was assigned to current transfers.

The problem of *merchanting* is similar to the case of insurance. The value of the goods traded does not constitute the payment for the service. The value of the service has been taken to be the profit on the transaction, i.e. the difference between the resale value and the purchase price of the goods. In addition, in order to allocate this profit unambiguously to a geographical area, the final purchaser has been regarded as the sole party paying for the service. Merchanting was only recorded correctly following the *BPM5* definition by Germany.

According to the *BPM5*, *investment income* should include reinvested earnings. These are only included in investment income for a limited number of countries and for reasons of consistency between the data submitted by the various Member States, Eurostat has subtracted reinvested earnings from investment income.

Exceptionally, estimations were carried out to split the transfers into current and capital even though only Germany, Spain and the Netherlands have submitted the information. The reason for this choice was because Eurostat used relevant bilateral data from the European Union Institutions and because this is one of the main changes of the new manual. In order not to break the series of the current account and in order to keep comparable figures with the previous publication

Eurostat has created a new item named *current + capital account*.

➤ Maintaining the global figures with the rest of the World for each Member State.

The corrections and estimations involved modifications to the flows, intermediate balances and the geographical breakdown. However, the global balances - the *current account balance* or the *current + capital account balance* (in the event that the capital transfers have not been identified according to the *BPM5*) of each Member State was retained, since it was thought to be reliable.

However, in the case of the subtraction of reinvested earnings, the flows and the balance of the *current* and *financial account* have changed (for Germany, Sweden and the United Kingdom). One further exception to this is the data for Greece which had both its flows augmented and the balance of its *current account* changed.

➤ Careful use of partners data.

A comparison of the corresponding data contained in balance sheets that have apparently been drawn up very carefully nevertheless reveals asymmetries that may be substantial. For this reason partners data were used cautiously, for example, when no information whatsoever was available.

➤ Not systematically estimating missing data.

Certain countries gave very few details on services sub-items, which were not published because of a lack of data. In the tables of statistics by countries these data are marked as “:” (not available), but have been estimated in order to calculate EUR15/EUR12. However, some of these estimations are published with the agreement of the Member States.

➤ Creation of geographical breakdown estimates only for the EUR15/EUR12 aggregates.

The estimations of the missing geographical breakdown carried out by Eurostat have never been printed for the country tables but they have been used for the EUR15/EUR12 aggregate. Instead, redistributions were performed if these flows represented considerable amounts and when the information available made it possible to ascertain the cause and origin of such flows (obvious weakness of flows in a zone, feature of the collecting system, etc.).

### 4.3. Deviation from the defined methodology for each reporting economy

This section presents for each EU Member State, the European Union Institutions, the USA and Japan a

complete description of all the deviations from the defined methodology.

These include all the estimates and corrections carried out by Eurostat for harmonisation purposes. Most of them are printed under the countries headers, (tables III.6. to III.22.). Those estimates which are not published have been used solely to produce the EUR12/15 aggregates. The latter case will be signalled in the text.



### Belgium and Luxembourg

#### National data provider:

Banque Nationale de Belgique (BNB)  
Institut Monétaire Luxembourgeois (IML)

**New data provided to Eurostat:** 1994

**Revised data provided to Eurostat:** 1991 to 1993

**Methodology applied at national level:** *BPM4*

The data concerning the years 1985 to 1990 correspond to historical data converted by Eurostat from *BPM4* to *BPM5* (correspondence table in *annex 4*).

The *Banque Nationale de Belgique (BNB)* furnished Eurostat with the 1995 balance of payments data which follows the *BPM5* methodology. These data cover nearly all the item detail requested by Eurostat. Eurostat has used 1995 information as far as possible to estimate missing items and to correct existing items.

**List of items for which an estimation/correction has occurred for harmonisation purposes (1991 to 1994):**

#### 205 - Transportation:

*Transportation* services were not broken down into types of transportation by *BLEU*. Eurostat has estimated the breakdown of these services by obtaining the size of *air, sea and other transportation* in total *transportation* from *BLEU's* 1995 balance of payments figures and applying this structure to the 1991 to 1994 figures. The breakdown of air and sea transport into *passenger, freight and auxiliary services* was obtained by applying the size of each item in total sea or total *air transport* for 1995 to the 1991 to 1994 figures.

#### 253 - Insurance services:

Reported *insurance services* were recorded on a gross basis. The service component of *insurance services*

was obtained from the *BNB* and applied to the gross figures of *insurance* in order to obtain the net figure for *insurance services*. The remaining part of gross *insurance services* has been recorded under *private current transfers* (390).

#### 245 - Communications services;

#### 262 - Computer and information services:

These items were included in the item *miscellaneous business, professional and technical services* (273). Eurostat has estimated these items by obtaining the size of each item in total *services* (200) from the 1995 balance of payments figures of *BLEU*. These ratios were then applied to *services* for the years 1991 to 1994. The estimated items were then subtracted from *miscellaneous business, professional and technical services*.

#### 269 - Merchating and other trade related services:

The breakdown between *merchating* (270) and *other trade related services* (271) was not provided by *BLEU*. Eurostat estimated the breakdown by using the structure provided in the 1995 balance of payments for *BLEU*.

*Merchating*, which was recorded on a gross basis, was converted into a net figure since it is the service component of *merchating* which should be recorded. The net figure was obtained by subtracting the credit value from the debit value and placing the result on the credit side and zero on the debit side. This operation has had the effect of reducing the flows of *merchating* and of the *current account*.

#### 273 - Miscellaneous business, professional and technical services:

This item was not broken down into its sub-items: *legal, accounting, management, consulting and public relations services* (274), *advertising, market research and public opinion polling* (278), *research and development services* (279), *architectural, engineering and other technical services* (280), *agricultural, mining and on-site processing services* (281), *other-miscellaneous business, professional and technical services* (284) and *services between affiliated enterprises* (285).

Eurostat estimated these items by obtaining the size of each item in the aggregate *miscellaneous business, professional and technical services* from the 1995 balance of payments figures of *BLEU*.

#### 287 - Personal, cultural and recreational services:

This item was not broken down into its sub-items *audio-visual and related services* (288) and *other personal, cultural and recreational services* (289). Eurostat has estimated these sub-items by obtaining the size of each item in the aggregate item *personal, cultural and recreational services* (287) from the 1995 balance of payments figures of *BLEU*.

#### ■ 310 - Compensation of employees:

The geographical breakdown of *compensation of employees* (310) for *BLEU* was estimated for all partner zones except the World and the Intra and Extra EUR12/15 zones, by using the average size of each partner zone in the Extra EUR12 economic zone for *compensation of employees* of other Member States.

#### 379 - Current transfers

Current transfers have been augmented by that part of the gross figure for *insurance services* which is not included in the service component. Further, reported *current transfers* included *capital transfers*. Eurostat corrected this item to exclude *capital transfers* by using Belgium's 1995 balance of payments data.

On the debit side, the *capital account* was obtained as the proportion of *public and private capital* in *total transfers*. The *government sector current transfers* were calculated to be the reported *government sector current transfers* less the proportion of *government capital* in *total capital transfers* for 1995 times the estimated *capital account* (994).

The *private sector current transfers* were calculated to be the reported *private sector current transfers* less the proportion of *private capital* in *total capital transfers* for 1995 multiplied by the estimated *capital account* (994).

On the credit side, all *government sector capital transfers* have been assigned to the European Union Institutions partner zone since Eurostat believes the majority of the *capital transfers* would be with these entities.

*Private capital transfers* are assigned to all partner zones except the European Union Institutions.

The subtraction of *capital transfers* from *current transfers* has had the effect of reducing the *current account* flows and balance by an amount equal to the *capital account*.

---

■ This symbol in front of an item means that the estimation is used for the European Union aggregate calculation only and not printed in the country tables.

**993 - Current account:**

Since *merchanted* has been put in net terms, the flows of the *current account* have changed. Further, the subtraction of *capital transfers* from *current transfers* has reduced the flows and the balance of the *current account*.

**994 - Capital Account:**

This item has been created by subtracting the *capital transfers* from *current transfers*.



**Denmark**

**National data provider:** Statistics Denmark

**New data provided to Eurostat:** 1994

**Revised data provided to Eurostat:** 1993

**Methodology applied at national level:** BPM4

The data concerning the years 1985 to 1992 correspond to historical data converted from BPM4 to BPM5 (correspondence table in annex 4).

**List of items for which an estimation/correction has occurred for harmonisation purposes (years 1993 and 1994):**

Data were recorded under the recommendations of the BPM4 and not under the BPM5 by Denmark. Therefore, Eurostat has made the correspondence from the BPM4 to the BPM5.

**253 - Insurance:**

This item has been recalculated by Eurostat in order to obtain the service component of insurance. The procedure followed was to set the credit side to *premiums received* minus the *indemnities paid* by residents and to set the debit side to the *premiums paid* minus the *indemnities received* by non-residents.

Eurostat has assumed that only the net value with the World is correct. Using the information given in the *Insurance Enterprise Statistics report* (Eurostat and Directorate General XV<sup>1</sup> of the European Commission) the service component of the insurance item on the credit side is around 29% of the gross credit flow for Denmark. Taking this into account and in order to keep the balance with the World unchanged, Eurostat has

subtracted from the debits the same amount subtracted from the credits.

**270 - Merchanted:**

Merchandising was provided by Denmark on a gross basis.

This item has been recalculated, because it is considered that the value of this service is the profit or loss on the transaction, i.e. the difference between the purchase price and the resale price. The operation used was to place the net value on the credit side and zero on the debit side. The final purchaser is taken to be the only party paying for the service. The geographical breakdown of the balance with the World is therefore calculated pro rata on the basis of the gross credits.

**209 - Supporting, auxiliary and other services (Sea transport):**

This item has been estimated by Eurostat for the World, Intra EUR12, USA and Japan. The estimation carried out by Eurostat has been made by taking into account countries which have a significant trade in transport such as Germany, Italy and Spain. The average size of this item in the aggregated item 205 for these countries is 6.42% for the credits and 13.37% for the debits. The estimated amounts have been subtracted from the item *other transportation* (214).

**213 - Supporting, auxiliary and other services (Air transport):**

This item has been estimated by Eurostat for the World, Intra EUR12, USA and Japan. The estimation carried out by Eurostat has been made by taking into account countries which have a significant trade in transport such as Germany, Italy and Spain. The average size of this item in the aggregated item 205 for these countries is 9.95% for the credits and 10.2% for the debits. The estimated amounts have been subtracted from the item *other transportation* (214).

**214 - Other transportation:**

This item has been decreased by the amounts relating to items 209 and 213.

**284 - Other - miscellaneous business, professional and technical services : (1st estimate)**

This item was first estimated by multiplying the aggregate item *miscellaneous business, professional and technical services* (273) by the average proportion of the sub-item 284 in the aggregate item 273 for 1993 and 1994 of the United Kingdom and Germany. The estimation has been applied for the World, Intra EUR12, USA and Japan.

<sup>1</sup> Internal market and financial services

**245 - Communications services;**
**262 - Computer and information services;**
**272 - Operational leasing:**

These items have been estimated by multiplying item *other-miscellaneous business, professional and technical services* (284) by the average proportion of each of them in the sum 245+284+262+272 for 1993 and 1994 for Germany, Spain, Italy and United Kingdom for both flows, credits and debits. The estimation has been applied for the World, Intra EUR12, USA and Japan.

**284 - Other - miscellaneous business, professional and technical services : (2nd estimate)**

This item has been recalculated by subtracting from the previous estimate of 284 the estimated items 245, 262 and 272.

**274 - Legal, accounting, management, consulting and public relations services;**
**278 - Advertising, market research and public opinion polling;**
**279 - Research and development services;**
**280 - Architectural, engineering and other technical services;**
**281 - Agricultural, mining and on-site processing services;**
**285 - Services between affiliated enterprises, n.i.e.:**

Each of these items has been estimated by multiplying the aggregate item *miscellaneous business, professional and technical services* (273) by the average proportion of each sub-item 274, 278, 279, 280, 281, and 285 in the aggregated item 273 for 1993 and 1994 of the United Kingdom and Germany. The estimation has been applied for the World, Intra EUR12, USA and Japan.

**288 - Audio-visual and related services;**
**289 - Other personal, cultural and recreational services:**

Each of these items has been estimated by multiplying the aggregate item *personal, cultural and recreational services* (287) by the average proportion of each sub-item 288 and 289 in the aggregate item 287 for 1993 and 1994 of the United Kingdom, Spain and Italy. The estimation has been applied for the World, Intra EUR12, USA and Japan.

**379 - Current Transfers:**

Reported *current transfers* (379) included *capital transfers*. Eurostat has estimated *capital transfers* and deducted these from reported *current transfers* and placed them under the caption *capital account*. This operation has had the effect of changing the flows and the balance of the *current account*.

**994 - Capital Account:**

Denmark did not provide a *capital account*. Reported *current transfers* (379) included *capital transfers*. Eurostat has estimated *capital transfers* and deducted these from reported *current transfers* and placed them under the caption *capital account*.

The credit flow of the *capital account* with Intra EUR12 as partner was obtained by using the proportion of *capital transfers* (debit) from the European Union Institutions' balance of payments accounts and by applying this coefficient to the total government transfers of Denmark (3% in 1993 and 6% in 1994). The *private total transfers* were not disaggregated into *capital* and *current* due to a lack of information and have therefore been recorded by Eurostat under *current transfers*. The World figure for *capital transfers* is equal to the Intra EUR12 figure because it has been assumed that there are no *government capital transfers* outside the European Union Institutions.

The debit flow of the *capital account* with the World as partner was obtained by applying the proportion of *capital transfers* in total transfers for other Member States (Austria, BLEU, Germany, Italy, Portugal, Spain and the United Kingdom). This proportion equalled 0.8% in 1993 and 0.5% in 1994.

**993 - Current Account:**

Due to the putting in net of *Insurance* and *Merchanting*, and due to the subtraction of the estimated *capital transfers*, the flows and balance of the *current account* have changed.

**995 - Financial Account:**

Eurostat has entered the amount for the net of this item for 1993 and 1994 from the "*Balance of Payments statistics Yearbook, IMF 1995*" in order to calculate the *net errors and omissions* item (998).

**998 - Net errors and omissions:**

This item has been calculated as the difference between the negative value of the *current account* and the *financial account* and *capital account*.



### Geographical breakdown issues

The geographical breakdown sent is very far removed from what Eurostat required. Only the World, USA, Japan and Intra EUR12 as partner zones have been taken into account. Extra EUR12 has been calculated as the difference between the World and Intra EUR12. Therefore, Extra EUR12 includes a part of the World not allocated.

■ The Intra EUR15 geographical zone for Denmark was estimated by using the average ratio of Intra EUR15 to Intra EUR12 for other Member States. The extra zone was calculated as the difference between the World figure and the Intra EUR15 figure. The geographical breakdown for all the remaining geographical zones (all zones except for the World, Intra and Extra EUR12/15, USA and Japan) was estimated by using the average size of each geographical zone in the Extra EUR12 for other Member States.

■ *List of items for which an estimation/correction has occurred for calculating the European Union aggregate (1992):*

Denmark's data come from the Eurostat "International Trade in Services, EUR12: 1984-93" and "Geographical Breakdown of the Current Account, EUR12: 1984-93" publications which were published in the BPM4 manual format. The data were converted to the BPM5 format by using a correspondence table (provided in annex 4). Some gaps have remained for which an estimation was required in order to calculate the European Union aggregate.

■ **209 - Supporting, auxiliary and other services by sea transport;**

■ **213 - Supporting, auxiliary and other services by air transport;**

■ **214 - Other transportation:**

*Supporting, auxiliary and other services by sea transport and by air transport* have been estimated for Denmark by using the relative weight of each of these items in *other transportation (214)*. The estimated items were then deducted from the item *other transportation*.

■ **245 - Communications services;**

■ **262 - Computer and information services;**

■ **272 - Operational leasing;**

■ **274 - Legal, accounting, management, consulting and public relations services;**

■ **278 - Advertising, market research and public opinion polling;**

■ **279 - Research and development services;**

■ **280 - Architectural, engineering and other technical services;**

■ **281 - Agricultural, mining and on-site processing services;**

■ **284 - Other - miscellaneous business, professional and technical services;**

■ **285 - Services between affiliated enterprises;**

■ **287 - Personal, cultural and recreational services;**

■ **288 - Audio-visual and related services;**

■ **289 - Other personal, cultural and recreational services:**

These items were estimated for Denmark by using the average size of each item in *other services (981)* for Denmark in 1993. Once the aggregate item (981) was obtained, it differed from the reported aggregate item. This difference was redistributed proportionally over the sub-items so that the aggregate figure remains unchanged. The geographical breakdown for Intra/Extra EUR12/15 is based on the geographical breakdown of 1993. The data for the USA and Japan was obtained by using the size of these zones in Extra EUR12 in 1993.

■ **379 - Current transfers;**

■ **993 - Current account;**

■ **994 - Capital account:**

There is not a *current account (993)* but only a *current and capital account (010)*. The *capital transfers* were estimated by multiplying the *current transfers (379)* which includes *capital transfers* by the proportion of *capital transfers* in *current* and *capital transfers* observed in 1993. This operation was applied for the World figure. The geographical breakdown of the *current transfers* was obtained by using the breakdown observed in 1993 and the *current account* was recalculated. The *capital account* was calculated as the sum of *capital transfers*.

■ This symbol in front of an item means that the estimation is used for the European Union aggregate calculation only and not printed in the country tables.



## Germany

**National data provider:** Deutsche Bundesbank

**New data provided to Eurostat:** 1994

**Revised data provided to Eurostat:** 1992 to 1993

**Methodology applied at national level:** BPM5

The data concerning the years 1985 to 1991 correspond to historical data converted by Eurostat from *BPM4* to *BPM5* (correspondence table in annex 4).

**List of items for which an estimation/correction has occurred for harmonisation purposes (1992 to 1994):**

**211 - Passenger transport by air;**

**212 - Freight transport by air:**

These items for partner countries are not publishable in the country tables, as requested by Germany.

■ These figures are however used for calculating the EUR12 and EUR15 aggregates.

■ **236 - Travel;**

■ **289 - Other personal, cultural and recreational services:**

*Other personal, cultural and recreational services* is not provided by Germany but it is believed to be included in the item *travel* (236). It was estimated by using the size of this item in item 236 for France. The geographical breakdown of this item for Germany was estimated by using the size of each partner zone in the World for *travel*, to the World estimate of item 289. The estimated item was then deducted from the *travel* item.

**320 - Investment income:**

*Investment income* has been decreased by the amounts relating to *reinvested earnings*. Although the *BPM5* states that including these is correct, only a minority of Member States have followed this rule. Hence, to make the figures comparable between Member States, it has been excluded. The value of

■ This symbol in front of an item means that the estimation is used for the European Union aggregate calculation only and not printed in the country tables.

*reinvested earnings* was obtained from the questionnaire replies that Germany sends to Eurostat's Foreign Direct Investment department. This correction affects both the flows and the balance of *investment income*.

**994 - Capital Account:**

The flows of the *capital account* with the World as partner were obtained from the Bundesbank's balance of payments publication "Zahlungsbilanzstatistik, Statistisches Beiheft zum Monatsbericht 3, Deutsche Bundesbank, March 1996".

**993 - Current account:**

Due to the subtraction of *reinvested earnings*, the flows and balance of the *current account* have changed by an amount equal to the *reinvested earnings*.

**995 - Financial account:**

Eurostat has changed the balance of the *financial account* by an amount equal to the negative value of the balance of *reinvested earnings* since Eurostat deducted these from *investment income* (300).

**998 - Net errors and omissions:**

This item was calculated as the difference between the negative value of the *current account* (993) and the *financial and capital account* (994 and 995).



## Greece

**National data provider:** Bank of Greece

**New data provided to Eurostat:** 1993 to 1994

**Revised data provided to Eurostat:** None

**Methodology applied at national level:** BPM4

The data concerning the years 1985 to 1992 correspond to historical data converted by Eurostat from *BPM4* to *BPM5* (correspondence table in annex 4).

**List of items for which an estimation/correction has occurred for harmonisation purposes (1993 to 1994):**

**100 - Goods:**

The reported value for *goods* with the World as partner for 1993 did not equal the sum of the partner zones

Intra EUR12, Extra EUR12 and *World not allocated*. The difference was added to the partner zone Extra EUR12 since Eurostat believes that it is the Extra EUR12 partner zone which tends to be the most difficult to obtain and that the reallocation of the World figure was incorrect.

### 205 - Transportation:

Reported *transportation* services between Greece and Intra EUR12 and EUR15 have been calculated by Greece in such a way that *transportation* has been considerably underestimated. Eurostat used bilateral data to construct the Intra EUR12 and EUR15 figures.

Eurostat believes that Greece has significantly underestimated the Extra EUR12 and Extra EUR15 *transportation* item. Eurostat corrected this item by applying the share of Extra EUR12/15 in Intra and Extra EUR12/15 *transportation* for other Member States to the Greek figure.

The transportation figures vis-à-vis Japan and the USA were estimated by obtaining the average size of these partner countries in the Extra EUR12 and EUR15 figures for other Member States.

Reported *transportation* services were not disaggregated into the different types of transportation, namely *sea passenger* (207), *sea freight* (208), *sea auxiliary* (209), *air passenger* (211), *air freight* (212), *air auxiliary* (213) and *other transportation* (214).

Eurostat estimated this breakdown by using the figures from other Member States. The Intra EUR12 and EUR15 figures were calculated by using the structure of the bilateral flows between some Member States and Greece.

The Extra EUR12 and EUR15 figures were calculated by using the structure of the flows of some Member States with the Extra EUR12 and EUR15 zones.

### 236 - Travel:

The figure Greece provided for *travel* is believed to be underestimated on the credit side. Eurostat has therefore augmented the Intra EUR12 and EUR15 credit flows by using bilateral data from other Member States. The Extra EUR12 and EUR15 figures were kept unchanged.

### 253 - Insurance services:

Reported *freight insurance* (255) and *auxiliary insurance services* (258) have been summed up by Eurostat to equal *insurance services*. The sum of the Intra, Extra EUR12 (or EUR15) and *World not allocated* partner zones did not equal the World partner zone. Eurostat corrected this by adding the difference to the Extra EUR12 (or EUR15) partner zones.

### 249 - Construction services;

### 260 - Financial services;

### 262 - Computer and information services:

These items were estimated by using the average size of each item in *services not allocated* (defined for Greece as the sum of items 249, 260, 262, 271, 272, 274, 278, 279, 280, 281, 284, 285 and 289) for other Member States. The estimated amounts attributed to each item were then deducted from the item *services not allocated* (982).

### 270 - Merchanting:

This item was reported on a gross basis. Eurostat has put the item on a net basis by placing the net value on the credit side and zero on the debit side. This has had the effect of reducing the flows of the *merchanting* whilst keeping the balance unchanged.

### 271 - Other trade related services;

### 272 - Operational leasing:

These items were estimated by using the average size of each item in *services not allocated* (defined for Greece as the sum of items 249, 260, 262, 271, 272, 274, 278, 279, 280, 281, 284, 285 and 289) for other Member States. The estimated amounts attributed to each item were then deducted from the item *services not allocated* (982).

### 273 - Miscellaneous business, professional and technical services:

This item was calculated as the sum of the items *legal, accounting, management, consulting and technical services* (274), *advertising, market research and public opinion polling* (278), *research and development* (279), *architectural, engineering and other technical services* (280), *agricultural, mining and on-site processing services* (281), *other-miscellaneous business, professional and technical services* (284) and *services between affiliated enterprises* (285). These sub-items were calculated by using the average size of each item in *services not allocated* (defined for Greece as the sum of items 249, 260, 262, 271, 272, 274, 278, 279, 280, 281, 284, 285 and 289) for other Member States. The estimated amounts attributed to these items were then deducted from the item *services not allocated* (982).

### 289 - Other personal, cultural and recreational services:

This item was estimated by using the average size of this item in *services not allocated* (defined for Greece as the sum of items 249, 260, 262, 271, 272, 274, 278, 279, 280, 281, 284, 285 and 289) for other Member States. The estimated amount attributed to this item

was then deducted from the item *services not allocated* (982).

### 982 - Services not allocated:

This item was calculated by Eurostat. Greece provided a figure for the item *goods, services and income* (992). Therefore, it should follow that the sum of the items *goods* (100), *services* (200) and *income* (300) equal the aforementioned item 992. However, a discrepancy existed which Eurostat has attributed to *services not allocated*. It is from this pool of unallocated data that Eurostat estimated the services which were not provided by Greece (items 249, 260, 262, 271, 272, 274, 278, 279, 280, 281, 284, 285 and 289).

### 379 - Current transfers:

Reported *current transfers* included *capital transfers*. Eurostat has estimated *capital transfers* and deducted these from reported *current transfers* and placed them under the caption *current account* (993). This operation has had the effect of changing the flows and the balance of the *current account*.

On the credit side, the *government current transfers* equals the original *government current transfers* minus the *capital account* (994) (which refers purely to *government capital transfers*). On the debit side, the *current transfers* were split between *government and private transfers* by using the proportion of the *original government and private transfers* in the *original total transfers*.

### 994 - Capital Account:

Reported *current transfers* (379) included *capital transfers*. Eurostat has estimated *capital transfers* and deducted these from reported *current transfers* and placed them under the caption *current account*.

The credit flow of the *capital account* with the World as partner was obtained by obtaining the proportion of *capital transfers* (debit) in *total transfers* (debit) from the European Union Institutions' balance of payments accounts and by applying this coefficient to total *government transfers* of Greece. The *private total transfers* were not disaggregated into *capital and current* due to a lack of information and have therefore been recorded by Eurostat under *current transfers*.

The debit flow of the *capital account* with the World as partner was obtained by applying the proportion of *capital transfers* in total transfers for other Member States.

---

■ This symbol in front of an item means that the estimation is used for the European Union aggregate calculation only and not printed in the country tables.

### 993 - Current account:

Due to the putting in net of *merchandising services*, the correction of *transportation and travel* and the subtraction of the estimated *capital transfers*, the flows and balance of the *current account* have changed.

### 995 - Financial account:

The financial account was obtained by adding the items *direct investment* and *other investment* which was consistent with Greece's national publication. The *financial account* was then corrected to take into account the difference between the reported *transportation* figures and the harmonised *transportation* figures, the reported *travel* figures and the harmonised *travel* figures and the reported *merchandising* figures and corrected *merchandising* figures.

### 998 - Net errors and omissions:

This item was calculated as the subtraction of the negative value of the *current account* and the *financial and capital account*.

### Geographical breakdown issues

Greece provided a geographical breakdown which varied for certain items. Eurostat was only able to use the geographical partner zones Intra and Extra EUR12 and EUR15, USA and Japan.

The World figure for 1994 was not provided and Eurostat calculated it as the sum of Intra and Extra EUR12.

Greece did not provide a value for Intra and Extra EUR15 for 1993 data. Eurostat has calculated Intra EUR15 for 1993 by applying to the Intra EUR12 figure for 1993, the ratio of Intra EUR15 to the Intra EUR12 figure for the 1994 data. The Extra EUR15 was calculated as the difference between the World figure and the estimated Intra EUR15 figure.

Greece only provided the *current account* item for the partner countries Japan and the USA for 1993. Eurostat has broken the *current account* down into its sub-items by applying the same structure as the one Greece provided for 1994 data.

### ■ List of items for which an estimation/correction has occurred for calculating the European Union aggregate (1992):

Greece's data come from the Eurostat "International Trade in Services, EUR12: 1984-93" and "Geographical Breakdown of the Current Account, EUR12: 1984-93" publications which were published in the BPM4 format. The data were converted to the BPM5 format by using a correspondence table

(provided in *annex 4*). Some gaps have remained for which an estimation was required in order to calculate the European Union aggregate.

■ **205 - Transportation:**

The breakdown of *transportation services (205)* was obtained by using the average breakdown observed in 1993-94.

■ **245 - Communications services;**

■ **249 - Construction services;**

■ **253 - Insurance services;**

■ **260 - Financial services;**

■ **262 - Computer and information services;**

■ **266 - Royalties and licence fees;**

■ **268 - Other business services;**

■ **269 - Merchanting and other trade related services;**

■ **270 - Merchanting;**

■ **271 - Other trade related services;**

■ **272 - Operational leasing;**

■ **273 - Miscellaneous business, professional and technical services;**

■ **274 - Legal, accounting, management, consulting and public relations services;**

■ **278 - Advertising, market research and public opinion polling;**

■ **279 - Research and development services;**

■ **280 - Architectural, engineering and other technical services;**

■ **281 - Agricultural, mining and on-site processing services;**

■ **284 - Other - miscellaneous business, professional and technical services;**

■ **285 - Services between affiliated enterprises;**

■ **288 - Audio-visual and related services;**

■ **289 - Other personal, cultural and recreational services:**

These items were estimated for Greece by using the average size of each item in *other services (981)* for Greece over the period 1993-94. Once the aggregate item (981) was obtained, it differed from the reported aggregate item. This difference was redistributed proportionally over the sub-items so that the aggregate figure remains unchanged. The geographical breakdown for Intra/Extra EUR12/15, USA and Japan is based on the geographical breakdown of 1993.

■ **379 - Current transfers;**

■ **993 - Current account;**

■ **994 - Capital account:**

There is not a *current account (993)* but only a *current and capital account (010)*. The *capital transfers* were estimated by multiplying the *current transfers (379)* which include *capital transfers* by the proportion of *capital transfers* in *current* and *capital transfers* observed in 1993. This operation was applied for the World figure. The geographical breakdown of the *current transfers* was obtained by using the breakdown observed in 1993 and the *current account* was recalculated. The *capital account* was calculated as the sum of *capital transfers*.

■ **995 - Financial account:**

The net value of the *financial account* in 1992 was obtained from the "*Balance of Payments Statistics Yearbook, IMF, 1995*".



**Spain**

**National data provider:** Banco de España

**New data provided to Eurostat:** 1994

**Revised data provided to Eurostat:** 1992 to 1993

**Methodology applied at national level:** BPM5

The data concerning the years 1985 to 1991 correspond to historical data converted from *BPM4* to *BPM5* (correspondence table in *annex 4*).

**List of items for which an estimation/correction has occurred for harmonisation purposes (period 1992 to 1994):**

**270 - Merchanting:**

Merchanting was recorded by Spain on a gross basis.

■ This symbol in front of an item means that the estimation is used for the European Union aggregate calculation only and not printed in the country tables.

This item has been recalculated in order to consider that the value of this service is the profit or loss on the transaction, i.e. the difference between the purchase price and the resale price. The operation used was to place the net value on the credit side and zero on the debit side. The final purchaser is taken to be the only party paying for the service. The geographical breakdown of the balance with the World is therefore calculated pro rata on the basis of the gross credits.

**274 - Legal accounting, management, consulting and public relations services:**

This item and its geographical breakdown have been estimated for 1992 by Eurostat, using the average structure between 1993 and 1994 given by Spain for the same items and geographical zones (World, Intra and Extra EUR15 and EUR12, USA and Japan).

**278 - Advertising, market research and public opinion polling;**

**279 - Research and development services;**

**280 - Architectural, engineering and other technical services;**

**281 - Agricultural, mining and on-site processing services ;**

**284 - Other - miscellaneous business, professional and technical services:**

These items and their geographical breakdown have been estimated for 1992 by Eurostat, using the average structure between 1993 and 1994 given by Spain for the same items and geographical zones (World, Intra and Extra EUR15/12, USA and Japan).

**285 - Services between affiliated enterprises, n.i.e.:**

This item has been estimated according to the structure of other Member States (Germany, United Kingdom and Italy) for 1993 and 1994. The amount has been subtracted from the item *other - miscellaneous business, professional and technical services (284)*, and the geographical breakdown has been estimated according to this item as well.

**994 - Capital account:**

According to the "Balance of Payments of the European Community Institutions, Eurostat, 1995" publication and the new publication of *Banco de España* 1995 the amount of the cohesion funds for 1994 have been recorded under the *Capital Transfers* caption, at the request of Spain.

**Geographical breakdown issues**

Spain has provided all the geographical breakdown required by Eurostat.



**France**

**National data provider:** Banque de France

**New data provided to Eurostat:** 1994

**Revised data provided to Eurostat:** none

**Methodology applied at national level:** BPM5

The data concerning the years 1985 to 1993 correspond to historical data converted from *BPM4* to *BPM5* (correspondence table in *annex 4*).

The "Banque de France" has provided data to Eurostat with and without *accrual coupons*. Eurostat has decided to take into account and only publish data with *accrual coupons*.

For 1992 and 1993 the *Capital Account* has been taken from the "Banque de France" publication (1982 to 1994). Only the *capital transfers* (of the national publication) have been allocated under the *capital account* caption. Also for 1992 and 1993, the amounts for item *current transfers* have not changed in relation to the historical data available because they corresponded already to the *current transfers* only and not to *BPM4 unrequited transfers (current + capital transfers)*.

**List of items for which there are remarks or for which an estimation/correction has occurred for harmonisation purposes (year 1994):**

**270 - Merchanting:**

This item has been recorded by France in net terms.

**274 - Legal accounting, management, consulting and public relations services;**

**279 - Research and development services;**

**280 - Architectural, engineering and other technical services;**

**281 - Agricultural, mining and on-site processing services;**

**284 - Other - Miscellaneous business, professional and technical services:**

Each of these items has been estimated by breaking-down the difference between the amount of the aggregated item *miscellaneous business, professional and technical services (273)* and the sum of the existing items (given by France) *advertising, market*

research and public relations services (278) and services between affiliated enterprises, n.i.e. (285) by using the average structure of other Member States (Germany, United Kingdom, Spain and Italy) for 1994.

The same structure has been applied for all the geographical zones that Eurostat will publish for these items.

### 982 - Services not allocated:

The *other goods and services not allocated* (French "OGS": *other goods and services*) have been assigned by Eurostat to item 982 and deducted from the aggregated item *goods and services* where it was assigned previously by France in order to be coherent with the adopted classification and questionnaires. This procedure has been accepted by France. All the amount of the OGS were recorded only for the World.

For the geographical breakdown Eurostat has applied the structure of the *goods and services* item. As the amount relating to the OGS was not broken-down geographically, when Eurostat have recalculated the aggregated items, the flows of the *current account* have changed except for the World.

### 379 - Current transfers:

Although the *BPM5* requires a disaggregation of *capital* and *current transfers* in order to estimate the *current account*, France did not provide a complete breakdown. In fact, France has only recorded under the *capital account* the *debt forgiveness* and the *acquisition/disposal of non-produced, non-financial assets*. The rest of the amount has been recorded under the *current transfers* caption and Eurostat has applied the following procedure to estimate it:

For the sub-item *general government transfers* the breakdown has been estimated by using the figures published by Eurostat in *Balance of Payments of the European Union Institutions (1994)* which detail such a breakdown. *General government capital transfers* represent 9.78% for 1994 of *total (capital and current) general government transfers*. For the sub-item *private current transfers*, the structure of other Member States (Spain and Germany for 1993 and 1994) has been used for the breakdown. The ratio of *private current transfers* to *total transfers (capital and current, government and private)* equals 25,60% and 20,89% for credits and debits respectively over the period 1993 and 1994 using a simple arithmetic mean. These coefficients have been applied to total French *transfers* to obtain *private current transfers*. *Capital private transfers* were obtained by subtracting the former from

the French total private transfers. This procedure has been carried out to estimate 1994.

The summation of *private and public capital transfers, the debt forgiveness* and the *acquisition/disposal of non-produced, non financial assets* makes up the *capital account*.

### 993 - Current account:

Due to the above breakdown of *transfers*, the flows and balance of the *current account* have been changed by an amount equal to the estimated *capital transfers*.

### 010 - Current + capital account:

Due to the identification of one part of the *capital transfers* by France, this item (010) is not equal to the original *current account* given by France (as it is the case for all other Member States that have not provided the breakdown and included all transfers under the *current account*).

France provided figures for the *capital account* which did not encompass all *capital transfers*. Eurostat therefore estimated the rest of *capital transfers* which were then deducted from *current transfers*. Item (010) equals the sum of the original current account and that part of the capital account provided by France.

### Geographical breakdown issues

France has provided all the geographical breakdown required by Eurostat.

### ■ List of items for which an estimation/correction has occurred for calculating the European Union aggregate (1992 to 1993):

France's data come from the Eurostat "*International Trade in Services, EUR12: 1984-93*" and "*Geographical Breakdown of the Current Account, EUR12: 1984-93*" publications which were published on the *BPM4*. The data were converted to the *BPM5* format by using a correspondence table (provided in *annex 4*). Some gaps have remained for which an estimation was required in order to calculate the European Union aggregate.

### ■ 209 - Supporting, auxiliary and other services by sea transport;

### ■ 213 - Supporting, auxiliary and other services by air transport;

### ■ 214 - Other transportation:

*Supporting, auxiliary and other services by sea transport* and *by air transport* have been estimated for France by using the relative weight of each of these items in *other transportation (214)* using France's 1994

■ This symbol in front of an item means that the estimation is used for the European Union aggregate calculation only and not printed in the country tables.

data. The estimated items were then deducted from the item *other transportation*.

- 262 - Computer and information services;
- 272 - Operational leasing;
- 274 - Legal, accounting, management, consulting and public relations services;
- 279 - Research and development services;
- 280 - Architectural, engineering and other technical services;
- 281 - Agricultural, mining and on-site processing services;
- 284 - Other - miscellaneous business, professional and technical services;
- 285 - Services between affiliated enterprises;
- 287 - Personal, cultural and recreational services;
- 288 - Audio-visual and related services;
- 289 - Other personal, cultural and recreational services:

These items were estimated for France by using the average size of each item in *other services (981)* for France in 1994. Once the aggregate item (981) was obtained, it differed from the reported aggregate item. This difference was redistributed proportionally over the sub-items so that the aggregate figure remains unchanged. The geographical breakdown for Intra/Extra EUR12/15 of the newly estimated items is based on the geographical breakdown of 1994. The geographical breakdown of the corrected items is based on the geographical breakdown observed before the changes made. The breakdown of transportation for the USA and Japan was obtained by using the structure observed in 1994. Other services (981) with Japan for France in 1992 and 1993 are considered by Eurostat to have been significantly overvalued on the debit side. These were corrected by using the figure published in the Banque de France's balance of payments publication. The breakdown of the item *other services* was estimated by using the breakdown observed in 1994, the only exception was for *government services (291)* which was provided.

---

■ This symbol in front of an item means that the estimation is used for the European Union aggregate calculation only and not printed in the country tables.

#### ■ 995 - Financial account:

The net values of the *financial account* for France in 1992 and 1993 were obtained from the "*Balance of Payments Statistics Yearbook, IMF 1995*".



#### Ireland

**National data provider:** Central Statistical Office (CSO)

**New data provided to Eurostat:** 1994

**Revised data provided to Eurostat:** 1993

**Methodology applied at national level:** BPM5

The data concerning the years 1985 to 1992 correspond to historical data converted by Eurostat from *BPM4* to *BPM5* (correspondence table in *annex 4*).

**List of items for which an estimation/correction has occurred for harmonisation purposes (1993 to 1994):**

#### 100 - Goods:

Ireland provided *goods* on a *f.o.b.* and *c.i.f.* basis for credits and debits respectively. Eurostat has converted the debit side to a *f.o.b.* basis by using the figures from the "*Balance of Payments statistics yearbook, IMF, 1995*".

#### 205 - Transportation:

Following from the correction of goods from a *c.i.f.* to *f.o.b.* basis, *transportation* has been affected. Further, *transportation* has been corrected to exclude *freight insurance*. The figures were obtained from the "*Balance of Payments statistics yearbook, IMF, 1995*".

*Transportation* has been subdivided into *passenger transport on sea (207)*, *freight transport on sea (208)*, *passenger transport by air (211)*, *freight transport by air (212)* and *other transportation (214)* by using a structure sent by Ireland for the period 1979-1984.

The items *supporting, auxiliary and other transportation services on sea (209)* and *by air (213)* were estimated by applying the proportion of these services in *other transportation (214)* for other Member States.



**245 - Communications services;****249 - Construction services:**

These services were estimated by Eurostat by applying the average size of these items in *other services (981)* for other Member States to Ireland's reported *other business services* excluding *royalties and licence fees (266)*.

**253 - Insurance:**

The value of *insurance services* was obtained from the "*Balance of Payments statistics yearbook, IMF, 1995*". This value refers to *freight insurance* and was therefore included by Ireland in transportation.

**260 - Financial services;****262 - Computer and information services:**

These services were estimated by Eurostat by applying the average size of these items in *other services (981)* for other Member States to Ireland's reported *other business services* excluding *royalties and licence fees (266)*.

**266 - Royalties and licence fees:**

The figure for *Royalties and licence fees* was obtained from the "*Balance of Payments statistics yearbook, IMF, 1995*". Eurostat has deducted this amount from Ireland's reported *other business services (268)* item.

**268 - Other business services:**

*Other business services* sent by Ireland was reclassified by Eurostat as item *other services (981)* since it encompassed *communications services (245)*, *construction services (249)*, *financial services (260)*, *computer services (262)*, *royalties and licence fees (266)*, *merchandising (270)*, *other trade related services (271)*, *operational leasing (272)*, all the items of *miscellaneous business, professional and technical services (273)* and *personal, cultural and recreational services (287)*. All of these individual items except for *royalties and licence fees (266)* were estimated by using the average size of each item in the sum of all the items for other Member States.

**270 - Merchandising:**

These services were estimated by Eurostat by applying the average size of this item in *other services (981)* for other Member States to Ireland's reported *other business services* excluding *royalties and licence fees (266)*. When using the average size of other Member States, Eurostat used its "corrected"

*merchandising* figures: *merchandising* was put on a net basis by placing the net value on the credit side and zero on the debit side.

**271 - Other trade related services;****272 - Operational leasing;****274 - Legal, accounting, management, consulting and technical services;****278 - Advertising, market research and public opinion polling;****279 - Research and development:**

These services were estimated by Eurostat by applying the average size of each item in *other services (981)* for other Member States to Ireland's reported *other business services* excluding *royalties and licence fees (266)*.

**280 - Architectural, engineering and other technical services:**

These services were estimated by Eurostat by applying the average size of this item in *other services (981)* for other Member States to Ireland's reported *other business services* excluding *royalties and licence fees (266)*. These services were considered overestimated by the CSO and were therefore entirely reclassified under the item *other - miscellaneous business, professional and technical services (284)*.

■ However, the estimate obtained for the item *architectural, engineering and other technical services* has been used for the European Union aggregate.

**281 - Agricultural, mining and on-site processing services:**

These services were estimated by Eurostat by applying the average size of this item in *other services (981)* for other Member States to Ireland's reported *other business services* excluding *royalties and licence fees (266)*.

**284 - Other - miscellaneous business, professional and technical services:**

This item can be interpreted as recording those business services for which a classification could not be made. It includes *architectural, engineering and other technical services (280)*.

■ For the European Union aggregate, this item does not include the estimated item *architectural, engineering and other technical services*.

**285 - Services between affiliated enterprises;****287 - Personal, cultural and recreational services;**

■ This symbol in front of an item means that the estimation is used for the European Union aggregate calculation only and not printed in the country tables.

**288 - Audio-visual and related services;**
**289 - Other personal, cultural and recreational services:**

These services were estimated by Eurostat by applying the average size of this item in *other services* (981) for other Member States to Ireland's reported *other business services* excluding *royalties and licence fees* (266).

**994 - Capital account:**

Ireland provided the net value of the *capital account*. Eurostat obtained the flows for the *capital account* in 1993 by subtracting the value of *unrequited transfers* in the last Eurostat publication "*International Trade in Services: EUR12, 1984-1993*" from the value of *current transfers* provided by Ireland.

■ The flows of the *capital account* (994) in 1994 for Ireland were estimated by using the average ratio of each flow to the net value of the *capital account* in 1993 to the 1994 figures.

■ *List of items for which an estimation/correction has occurred for calculating the European Union aggregate (1992):*

Ireland's data come from the Eurostat "*International Trade in Services, EUR12: 1984-93*" and "*Geographical Breakdown of the Current Account, EUR12: 1984-93*" publications which were published in the *BPM4* format. The data were converted to the *BPM5* format by using a correspondence table (provided in *annex 4*). Some gaps have remained for which an estimation was required in order to calculate the EU aggregate.

**■ 205 - Transportation:**

The breakdown of *transportation services* (205) was obtained by using the average breakdown observed in 1993 and 1994.

**■ 245 - Communications services;**
**■ 249 - Construction services;**
**■ 253 - Insurance services;**
**■ 260 - Financial services;**
**■ 262 - Computer and information services;**
**■ 266 - Royalties and licence fees;**
**■ 268 - Other business services;**
**■ 269 - Merchanting and other trade related services;**
**■ 270 - Merchanting;**
**■ 271 - Other trade related services;**
**■ 272 - Operational leasing;**
**■ 273 - Miscellaneous business, professional and technical services;**
**■ 274 - Legal, accounting, management, consulting and public relations services;**
**■ 278 - Advertising, market research and public opinion polling;**
**■ 279 - Research and development services;**
**■ 280 - Architectural, engineering and other technical services;**
**■ 281 - Agricultural, mining and on-site processing services;**
**■ 284 - Other - miscellaneous business, professional and technical services-other;**
**■ 285 - Services between affiliated enterprises;**
**■ 288 - Audio-visual and related services;**
**■ 289 - Other personal, cultural and recreational services:**

These items were estimated for Ireland by using the average size of each item in *other services* (981) for Ireland over the period 1993-94. Once the aggregate item (981) was obtained, it differed from the reported aggregate item. This difference was redistributed proportionally over the sub-items so that the aggregate figure remains unchanged. The geographical breakdown for Intra/Extra EUR12/15, USA and Japan is based on the geographical breakdown of 1993.

**■ 379 - Current transfers;**
**■ 993 - Current account;**
**■ 994 - Capital account:**

There is not a *current account* (993) but only a *current and capital account* (010). The *capital transfers* were estimated by multiplying the *current transfers* (379) which include *capital transfers* by the proportion of *capital transfers* in *current and capital transfers* observed in 1993. This operation was applied for the World figure. The geographical breakdown of the *current transfers* was obtained by using the breakdown

■ This symbol in front of an item means that the estimation is used for the European Union aggregate calculation only and not printed in the country tables.

observed in 1993 and the *current account* was recalculated. The *capital account* was calculated as the sum of *capital transfers*.

#### ■ 995 - Financial account:

The net value of the *financial account* in 1992 was obtained from the "*Balance of Payments Statistics Yearbook, IMF, 1995*".



Italy

**National data provider:** Ufficio Italiano dei Cambi and Banca d'Italia.

**New data provided to Eurostat:** 1994

**Revised data provided to Eurostat:** 1992 to 1993

**Methodology applied at national level:** BPM5 partially .

The data concerning the years 1985 to 1991 correspond to historical data converted from *BPM4* to *BPM5* (correspondence table in *annex 4*).

**List of items for which an estimation/correction has occurred for harmonisation purposes (period 1992 to 1994):**

#### 253 - Insurance:

This item has been calculated by Eurostat in net terms in the following way: the credit side corresponds to *premiums received* minus the *indemnities paid* by residents and the debit side corresponds to the *premiums paid* minus the *indemnities received* by non-residents.

Eurostat has assumed that the flows provided under *Insurance* were gross flows (credit: *premiums received* + *claims received*; debit: *premiums paid* + *claims paid*). In order to keep unchanged the balance provided under this item (therefore keeping the balance of the *current account* unchanged), a correction was applied in order to obtain *insurance* in net terms as defined above. This correction was the deduction from the provided *insurance* flows of *gross claims received* and *gross claims paid* (memorandum item provided by Italy).

The result is an estimated part of services in insurance of around 30-40% of the gross figures provided for 1992, 1993 and 1994.

This same correction was applied to *Insurance* for all geographical partner zones given by Italy for 1992, 1993 and 1994.

#### 270 - Merchanting:

Merchanting was recorded on a gross basis.

This item has been recalculated in net terms from 1992 to 1994, because it is considered that the value of this service is the profit or loss on the transaction, i.e., the difference between the purchase price and the resale price. The final purchaser is taken to be the only party paying for the service. It has been considered that only the net value with the World is accurate. This amount has been allocated to the credit side and it has been broken-down geographically following the structure of the gross credits. On the other side, all debits have been set to zero. It is possible that for some geographical zones the aggregated item(s) arise to a negative figure because of this correction.

#### 260 - Financial services:

Eurostat has corrected the geographical breakdown of this item between Intra and Extra EUR12/15 for 1992 and 1993. The reason is the important amount of geographically not allocated flows. The correction has been done using the structure provided by Italy for the same item for 1994.

#### 281- Agricultural, mining and on-site processing services:

This item has been estimated according to the average structure of other Member States (Germany, United Kingdom and Spain) for 1992, 1993 and 1994. The amount has been subtracted from the created item *services not allocated (982)*. The geographical breakdown has been estimated according to size of this item in the aggregate item *miscellaneous business, professional and technical services (273)*.

#### 291 - Government services, n.i.e.:

The part of *World not allocated* for credit has been corrected for 1992, 1993 and 1994, because the amount was important and it implied a disruption in the time series previously published under the equivalent item *government transactions, n.i.e.*. The change carried out by Eurostat (with the approval of Italy), has been to leave the amount of Intra EUR12 /15 as it was provided by the Member State and reallocate the geographically not allocated to Extra EUR12/15. This correction was carried out in this way due to the difficulty the Member State had in providing a suitable estimate.

■ This symbol in front of an item means that the estimation is used for the European Union aggregate calculation only and not printed in the country tables.

### 320 - Investment income:

Eurostat has corrected the geographical breakdown of this item between Intra and Extra EUR12/15 for 1992 and 1993. The reason is the important amount of geographically not allocated flows. The correction has been done using the structure provided by Italy for the same item for 1994.

### 379 - Current transfers;

#### 994 - Capital account:

There is a poor breakdown for the debits of *current transfers - general government* between Intra and Extra EUR15 for 1992, 1993 and 1994. This is a new item and there is not a precedent reference. The major part of the breakdown is estimated and the part not allocated is considered non publishable by the Member State. Therefore and after consulting Italy, Eurostat has not reallocated this amount.

Although the *BPM5* manual requires a disaggregation of *capital* and *current transfers* in order to estimate the *current account*, Italy did not provide such a breakdown.

For the sub-item *general government transfers* this breakdown has been estimated by using the figures published by Eurostat for *Balance of Payments of the European Union Institutions (1994-1993-1992)* that detail such a breakdown. *General government capital transfers* represent 20% for 1994, 29% for 1993 and 27% for 1992 of total (*capital* and *current*) *general government transfers*.

For *private current transfers*, the structure of other Member States (France, Spain and Germany for 1993 and 1994 ) has been used for the breakdown. The ratio of *private current transfers* to *total transfers (capital and current, government and private)* equals 30.68% and 24.32 % for credits and debits respectively over the period 1993 and 1994 using a simple arithmetic mean for other Member States. These coefficients have been applied to Italy's total transfers to obtain *private current transfers*. *Capital private transfers* were obtained by subtracting the former from the new Italian total *private transfers*. The same structure was applied for 1992, 1993 and 1994.

The summation of *private* and *public capital transfers* makes up the *capital account*.

#### 993 - Current account:

Due to the above breakdown of *transfers*, the corrections on *insurance* and *merchandising*, the flows and balance of the *current account* have changed by amounts corresponding to the sum of the estimated *capital account* with the difference in total *services*.

### 995 - Financial Account:

This item has been corrected by adding what was recorded under the *capital account* caption at the request of Italy. The *capital account* has been set to zero and the *financial account* has been increased by the amount corresponding to the *capital account*. The *capital account* was then estimated using the procedure described under caption 379.

#### Geographical breakdown issues :

Italy has provided all the geographical breakdown required by Eurostat. Therefore Eurostat has not estimated any geographical zones.



### Netherlands

**National data provider:** De Nederlandsche Bank

**New data provided to Eurostat:** 1994

**Revised data provided to Eurostat:** 1992 to 1993

**Methodology applied at national level:** *BPM5*

The data concerning the years 1985 to 1991 correspond to historical data converted from *BPM4* to *BPM5* (correspondence table in *annex 4*).

The new data have been supplied on a cash basis for all the geographical breakdown except for the World.

Under the country tables, no estimation was made for *computer and information services (262)*, *legal, accounting, management, consulting and public relations services (274)*, *advertising, market research and public opinion polling (278)*, *research and development services (279)*, *agricultural, mining and on-site processing services (281)*, *personal, cultural and recreational services (287)*, *audio-visual and related services (288)* and *other personal, cultural and recreational services (289)*. The reason is that the amounts available for items not allocated were too small to enable further breakdown. Besides, the Member State considered that it was impossible to produce estimates for these items.

**List of items for which an estimation/correction has occurred for harmonisation purposes: (period 1992-1994)**

#### 209 - Supporting, auxiliary and other services (Sea transport):

This item has been estimated by Eurostat for two reasons: firstly the large weight of the Netherlands in

EU transportation, implies that the item *supporting, auxiliary and other services-sea (209)* must also be important; secondly the item *other transportation (214)* was overvalued because it included item 209.

The estimation carried out by Eurostat has been made by taking into account countries with a significant trade in transport - Germany, Italy and Spain. The average structure obtained for this item in relation to the aggregate item 205 for these countries is: 6.42% for credits and 13.37% for debits. The estimated amounts have been subtracted from the item *other transportation (214)*.

This estimation seems to be slightly overvalued according to the Netherlands and Eurostat hopes to adjust it in a subsequent publication.

### **213 - Supporting, auxiliary and other services (Air transport):**

This item has been estimated by Eurostat for two reasons: firstly the large weight of the Netherlands in EU transportation, implies that the item *supporting, auxiliary and other services-Air (213)* must also be important; secondly the item *Other transportation (214)* was overvalued, because it included item 213.

The estimation carried out by Eurostat has been made by taking into account countries with a significant trade in transport : Germany, Italy and Spain. The average structure obtained for this item in relation to the aggregate item 205 for these countries is: 9.95% for credits and 10.2% for debits. The estimated amounts have been subtracted from the item *Other transportation (214)*.

This estimation seems to be slightly overvalued according to the Netherlands and Eurostat hopes to adjust it in a subsequent publication.

### ■ 262 - Computer and information services;

### ■ 274 - Legal, accounting, management, consulting and public relations services;

### ■ 278 - Advertising, market research and public opinion polling;

### ■ 279 - Research and development services;

### ■ 281 - Agricultural, mining and on-site processing services;

### ■ 287 - Personal, cultural and recreational services;

### ■ 288 - Audio-visual and related services;

### ■ 289 - Other personal, cultural and recreational services:

These services were estimated for the Netherlands by using the average size of each item in *other services (981)* for other Member States. Once the new aggregate item (981) was obtained, it differed from the reported aggregate item. This difference was redistributed proportionally over the sub-items so that the aggregate figure remains unchanged. The geographical breakdown for Intra/Extra EUR12/15, USA and Japan of the newly estimated items is based on the geographical breakdown of the item *other services*. The geographical breakdown of the corrected items is based on the geographical breakdown observed before the changes made.

### 993 - Current account:

The flows of the *current account* have been calculated by addition of the sub-components and the net has not been changed.

### **Geographical breakdown issues**

The geographical breakdown supplied by the Netherlands consists of: Intra EUR12/15, Extra EUR12/15, USA and Japan.

Furthermore this geographical breakdown has been provided on a cash basis and therefore, Eurostat has applied different procedures according to De Nederlandsche Bank's recommendations to obtain the data on a transaction basis. For the items not mentioned below Eurostat has taken the amounts provided on a cash basis by the Netherlands because they are not affected by the calculation procedure (cash or transactions basis).

### 100 - Goods:

The geographical breakdown of this item has been estimated by using the geographical breakdown of goods available from Eurostat's foreign trade database COMEXT.

### 208 - Freight transport on sea:

The geographical breakdown of this item has been estimated according to the structure given by the Netherlands for this item on a cash basis.

### 214 - Other transportation:

The new item *other transportation (214)* after subtracting the estimated amounts of the new items *supporting, auxiliary and other services-sea (209)* and *supporting, auxiliary and other services-air (213)* has been estimated according to the structure given by the Netherlands for this item on a cash basis.

---

■ This symbol in front of an item means that the estimation is used for the European Union aggregate calculation only and not printed in the country tables.

### 206 - Sea transport:

For all geographical zones considered, this item has been recalculated as the sum of its sub-items *passenger transport on sea (207), freight transport on sea (208) and supporting, auxiliary and other services-sea (209)*.

### 210 - Air transport:

For all geographical zones considered, this item has been recalculated as the sum of its sub-items *passengers transport by air (211), freight transport by air (212) and supporting, auxiliary and other services-air (213)*.

### 205 - Transportation:

For all geographical zones considered, this item has been recalculated as the sum of its recalculated sub-items *sea transport (206), air transport (210) and other transportation (214)*.

### 253 - Insurance:

The geographical breakdown of this item has been estimated according to the structure given by the Netherlands for this item on a cash basis.

### 270 - Merchanting:

Merchanting was recorded on a gross basis.

Merchanting has been recalculated, because the real value of this service is the profit or loss on the transaction. Eurostat has considered that only the net value with the World was accurate. The corresponding amount has been allocated to the credit item *merchanting*, afterwards it has been reallocated amongst the other partners, following the given geographical breakdown structure of the gross credits. The debit side has been set to zero.

### 981 - Other Services:

For all geographical zones considered, this item has been recalculated as the sum of its sub-items *communications services (245), construction services (249), insurance services (new 253), financial services (260), royalties and license fees (266), other business services (268) and government services (291)*.

### 200 - Services:

For all geographical zones considered, this item has been recalculated as the sum of its sub-items *transportation (205), travel (236) and other services (981)*.

---

■ This symbol in front of an item means that the estimation is used for the European Union aggregate calculation only and not printed in the country tables.

### 993 - Current Account:

For all geographical zones considered, this item has been recalculated as the sum of *goods (100), services (200), income (300) and current transfers (379)*.



### Austria

**National data provider:** Österreichische Nationalbank

**New data provided to Eurostat:** 1992 to 1994

**Methodology applied at national level:** BPM4

Data on Austria's balance of payments prior to 1992 are not available at Eurostat. Austria is currently revising its time series balance of payments data with a view of changing from the *BPM4* to the *BPM5*. In order to avoid the possibility of printing two different tables once the estimations have been carried out by Austria, Austria has asked Eurostat not to publish any of Eurostat's proposed estimations under the country header. Nevertheless, Eurostat has used its estimates in order to calculate the EUR15 aggregate (marked ■). Certain items published in the country table, however, deserve an explanation since they are not comparable to other Member States.

### 100 - Goods:

*Goods* are published on a *c.i.f.* basis. *BPM5* recommends that goods be published on a *f.o.b.* basis. *Goods* debit have been overvalued.

■ *Goods* provided by Austria are recorded on a *f.o.b.* and *c.i.f.* basis for credits and debits respectively. Eurostat has partly corrected goods so that they are recorded on a *f.o.b./f.o.b.* basis by subtracting *transportation* from *goods*. The subtraction from *goods* to obtain a *f.o.b.* basis should also include *insurance (253)*, but in the absence of data on *insurance on transportation*, the deduction of *transportation* is a closer alternative than leaving the data for *goods* unchanged.

### 200 - Services:

The *services* aggregate excludes a part of *transportation* debit and a part of *freight insurance*. The figure on the debit side is therefore undervalued.

### 205 - Transportation:

Austria is currently unable to obtain statistics for *transportation* debit. A large proportion of *transportation* is included in *goods (c.i.f.)*. Thus, the

debit side is equal to zero. The debit figure is undervalued.

■ Austria did not provide a debit figure for *transportation* and did not disaggregate *transportation* (205) by type. Eurostat has used bilateral data from other Member States to see the proportion of *transportation* in (*transportation* and) *goods* (100) for other Member States vis-à-vis Austria. The obtained coefficient was then applied to Austria's value of *goods* to obtain *transportation*. The estimated *transportation* item was then deducted from *goods*. This subtraction should partly correct the fact that *goods* were provided by Austria on a *c.i.f.* basis. The breakdown of *transportation* into its various sub-items was obtained by using the relative weight of each component of *transportation* in total *transportation* for other Member States with Austria as a partner country. This procedure was applied to all partner zones.

### 253 - Insurance services:

This item is published excluding *freight insurance*, which understates the real value of the *insurance* item.

### ■ 262 - Computer and information services:

These services were estimated by Eurostat by using the average structure of other Member States (the size of this item in the sum of *computer and information services* (262) and *miscellaneous business, professional and technical services* (273)).

### 269 - Merchanting and other trade related services:

This item is overvalued since the value of *merchanting* is recorded on a gross basis whereas it should be recorded on a net basis. This has had the effect of overestimating the flows of this item.

■ *Merchanting and other trade related services* were not broken down into *merchanting* (270) and *other trade related services* (271) by Austria. Austria provided on paper a geographical breakdown of the net value of *merchanting* which was encoded by Eurostat. The geographical zones were calculated by Eurostat as the sum of countries making up those zones. The net value of *merchanting* was placed on the credit side and the debit was set to zero. *Other trade related services* (271) were calculated as the difference between the reported value of *merchanting and other trade related services* (269) and *merchanting* (270).

### ■ 273 - Miscellaneous business, professional and technical services:

These services have been broken down so that *legal, accounting management consulting and public relations services* (274), *advertising, market research and public opinion polling services* (278), *research and development* (279), *architectural, engineering and other technical services* (280), *agricultural, mining and on-site processing services* (281), *other - miscellaneous business, professional and technical services* (284) and *services between affiliates enterprises, n.i.e.* (285) could be estimated. The procedure used for estimating these items was to see the relative weight of each item in the sum of all the above items for other Member States. This was the method used for the years 1993 and 1994. 1992 was estimated by using the structure of 1993. The item 273 was recalculated to equal the sum of its sub items. Therefore, the new item 273 equals the original item 273 less the estimated item 262, since the latter falls outside the item 273. This entire procedure was repeated for all partner zones that Eurostat proposes to publish under the European Union aggregate.

### ■ 274 - Legal, accounting management consulting and public relations services;

### ■ 278 - Advertising market research and public opinion polling services;

### ■ 279 - Research and development;

### ■ 280 - Architectural, engineering and other technical services;

### ■ 281 - Agricultural, mining and on-site processing services;

### ■ 284 - Other - miscellaneous business, professional and technical services;

### ■ 285 - Services between affiliates enterprises:

These items were estimated by using the relative weight of each item in the sum of all the above items for other Member States. This was the method used for the years 1993 and 1994. 1992 was estimated by using the structure of 1993.

### ■ 287 - Personal cultural and recreational services:

These services were not broken down into *audio-visual and related services* (288) and *other personal, cultural and recreational services* (289). Eurostat estimated the breakdown by multiplying the aggregate (287) by the relative weight of the sub items (288 and 289) in cultural services for other Member States.

■ This symbol in front of an item means that the estimation is used for the European Union aggregate calculation only and not printed in the country tables.

### 379 - Current transfers:

This item is published including *capital transfers*. *BPM5* recommends that *current transfers* exclude *capital transfers*, which should be recorded under the *capital account (994)* caption.

■ *Capital transfers* were estimated as the proportion of *capital transfers* in total transfers for other Member States. *Current transfers* were then decreased by the amount relating to the *capital transfers*. The geographical breakdown was obtained by multiplying the new World figure for *current transfers* by the weight of the original partner figure for *current transfers* in the original World figure for *current transfers*.

### 993 - Current account:

This item does not correspond to the *BPM5* definition of the *current account* since it includes *capital transfers* and gross *merchandise* flows. Eurostat has therefore reclassified this item under the caption *current and capital account (010)*.

### 994 - Capital account:

Austria did not provide a value for the *capital account*.

■ For the European Union aggregate this item was estimated as the size of *capital transfers* in total transfers (current and capital) for other Member States. Therefore, the *capital account* was estimated as *current transfers (379)* multiplied by the above coefficient (size of 994 in 994+379). Once the *capital account* was obtained, the *current transfers* (which are really current + capital) were decreased by the *capital account* in order to obtain the estimated *current transfers*.

### 010 - Current and capital account:

This item corresponds to Austria's *current account* value which includes *capital transfers*.

### 995 - Financial account:

Austria sent this item excluding *reserve assets (800)*. This item has been recalculated by Eurostat to include *reserve assets*.



## Portugal

**National data provider.** Banco de Portugal

**New data provided to Eurostat:** 1994

**Revised data provided to Eurostat:** 1993

**Methodology applied at national level:** *BPM5* partially.

The data concerning the years 1985 to 1992 correspond to historical data converted from *BPM4* to *BPM5* (correspondence table in *annex 4*).

Improvements in the compilation of the data are being carried out by Portugal which will affect, for instance, *merchandise*, *transportation* and *insurance*. Unfortunately they could not be incorporated in the present publication and they will be taken into account in the next publication.

**List of items for which an estimation/correction has occurred for harmonisation purposes (years 1993 and 1994):**

### 253 - Insurance:

This item has been recorded by Portugal as the difference between receipts for *gross premiums* and the related payments for *claims*.

### 270 - Merchancing:

Merchancing was reported on a gross basis.

This item has been recalculated in net terms for 1993 and 1994, because it is considered that the value of this service is the profit or loss on the transaction, i.e., the difference between the purchase price and the resale price. The final purchaser is taken to be the only party paying for the service. It has been considered that only the net value with the World is accurate. This amount has been allocated to the credit side and it has been broken-down geographically following the structure of the gross credits. On the other side, all debits have been set to zero.

■ This symbol in front of an item means that the estimation is used for the European Union aggregate calculation only and not printed in the country tables.



**285 - Services between affiliated enterprises, n.i.e.:**

For the years 1993 and 1994 this item has been estimated according to its average size in total *other - miscellaneous business, professional and technical services* (284) in other Member States (Germany, United Kingdom and Italy) for 1993 and 1994. The estimated amount has been subtracted from the item *other - miscellaneous business, professional and technical services* (284), and the geographical breakdown has been estimated according to this item as well.

**288 - Audio-visual and related services:**

This item has been estimated according to its average size in the aggregated item *personal, cultural and recreational services* (287) in other Member States (Spain, Italy and United Kingdom) for 1993 and 1994. The estimated amount has been subtracted from the item *personal, cultural and recreational services* (287), and the geographical breakdown has been estimated according to this item as well.

**289 - Other personal, cultural and recreational:**

This item has been estimated by subtracting the estimated item *audio-visual and related service* (288) from *personal, cultural and recreational services* (287) for 1993 and 1994 and for all geographical zones.

**379 - Current transfers:**

Due to the fact that Portugal was unable to confirm the estimation done by Eurostat of the part of *capital account* included under this caption by Portugal, Eurostat has not published the *capital account* separately, therefore this item includes the *current* and *capital transfers*.

■ Eurostat estimated the breakdown between *capital* and *current* for the sub-item *general government transfers* by using the figures published by Eurostat in *Balance of Payments of the Community Institutions, 1992-1994* which details such a breakdown. For private *current transfers*, the structure of other Member States has been used for the breakdown. The estimated ratio of *private current transfers* to *total transfers (capital and current, government and private)* has been applied to Portugal's total transfers to obtain *private current transfers*. *Capital private transfers* were obtained by subtracting the former from Portuguese's total *private transfers*. The summation of *private and public capital transfers* makes up the *capital account* (994).

**993 - Current account:**

Since *merchandise* has been put in net terms, the flows of the *current account* have changed.

**■ 994 - Capital account:**

The *capital account* has been estimated by Eurostat by using the estimation procedure described under item *current transfers* (379).

**Geographical breakdown issues**

Portugal has provided all the geographical breakdown required by Eurostat.

**■ List of items for which an estimation/correction has occurred for calculating the European Union aggregate (1992):**

Portugal's data come from the Eurostat "*International Trade in Services, EUR12: 1984-93*" and "*Geographical Breakdown of the Current Account, EUR12: 1984-93*" publications which were published in the *BPM4* format. The data were converted to the *BPM5* format by using a correspondence table (provided in *annex 4*). Some gaps have remained for which an estimation was required in order to calculate the European Union aggregate.

**■ 205 - Transportation:**

The breakdown of *transportation* into its subcomponents for USA and Japan was obtained by using the average breakdown observed in 1993 and 1994.

**■ 209 - Supporting, auxiliary and other services by sea transport;****■ 213 - Supporting, auxiliary and other services by air transport;****■ 214 - Other transportation:**

*Supporting, auxiliary and other services by sea transport and by air transport* have been estimated by using the relative weight of each of these items in *other transportation* (214) using Portugal's 1993-94 data. The estimated items were then deducted from the item *other transportation*.

**■ 262 - Computer and information services;****■ 272 - Operational leasing;****■ 274 - Legal, accounting, management, consulting and public relations services;****■ 279 - Research and development services;**

■ This symbol in front of an item means that the estimation is used for the European Union aggregate calculation only and not printed in the country tables.

■ 280 - Architectural, engineering and other technical services;

■ 281 - Agricultural, mining and on-site processing services;

■ 284 - Other - miscellaneous business, professional and technical services-other;

■ 285 - Services between affiliated enterprises;

■ 288 - Audio-visual and related services;

■ 289 - Other personal, cultural and recreational services:

These items were estimated by using the average size of each item in *other services (981)* for Portugal over the period 1993 to 1994. Once the aggregate item (981) was obtained, it differed from the reported aggregate item. This difference was redistributed proportionally over the sub-items so that the aggregate figure remains unchanged. The geographical breakdown for Intra/Extra EUR12/15 of the newly estimated items is based on the geographical breakdown of 1993. The geographical breakdown for these services was based on the average breakdown observed during the period 1993 to 1994.

■ 379 - Current transfers;

■ 993 - Current account;

■ 994 - Capital account:

There is not a *current account (993)* but only a *current and capital account (010)*. The *capital transfers* were estimated by multiplying the *current transfers (379)* which includes *capital transfers* by the proportion of *capital transfers* in *current* and *capital transfers* observed in 1993. This operation was applied for the World figure. The geographical breakdown of the *current transfers* was obtained by using the breakdown observed in 1993 and the *current account* was recalculated. The *capital account* was calculated as the sum of *capital transfers*.

■ 995- Financial account:

The net value of the *financial account* in 1992 was obtained from the "*Balance of Payments Statistics Yearbook, IMF, 1995*".



## Finland

**National data provider:** Bank of Finland

**New data provided to Eurostat:** 1994

**Methodology applied at national level:** BPM5 partially.

Data received from Finland are not satisfactory from the point of view of the geographical breakdown. No data prior to 1994 has been supplied to Eurostat.

**List of items for which an estimation/correction has occurred for harmonisation purposes (1994):**

### 270 - Merchanting

The net value for *merchanting (270)* has been calculated as the difference between the given item *merchanting and other trade related services (269)* and the estimated item *other trade related services (271)*. The net value was then assigned to the credit flow and the debit was set to zero. With this procedure Eurostat obtains the *merchanting (270)* item in net terms. This should be closer to reality since only the profit on the transaction must be recorded as a service according to the *BPM5*.

The same procedure was applied to the geographical zones: Intra EUR15, Extra EUR15, USA and Japan.

### 271 - Other trade related services:

This item has been estimated according to the structure given by Italy, Spain and Portugal for 1994. The procedure used the size of *other trade related services (271)* in *merchanting and other trade related services (269)*. The geographical breakdown has been estimated by taking into account the geographical breakdown given by Finland for item *merchanting and other trade related services (269)* for Intra EUR15, Extra EUR15, USA and Japan.

**274 - Legal, accounting, management, consulting and public relations services;**

**280 - Architectural, engineering and other technical services;**

■ This symbol in front of an item means that the estimation is used for the European Union aggregate calculation only and not printed in the country tables.

### 281 - Agricultural, mining and on-site processing services:

These items have been estimated according to the average structure of other Member States (Germany, United Kingdom, Italy and Spain) for 1994. The estimated amounts have been subtracted from the item *other - miscellaneous business, professional and technical services (284)*. For each one of these items the geographical breakdown has been estimated according to the average geographical breakdown structure of the corresponding items of these same Member States (Germany, United Kingdom, Italy and Spain) for 1994.

### 287 - Personal, cultural and recreational services:

This item has been estimated according to the structure of other Member States (*BLEU*, Germany, Spain, France, Italy, Austria, Portugal, United Kingdom). The procedure used the size of *personal, cultural and recreational services (287)* in the aggregated item *services (200)*. This amount has been subtracted from item *other - miscellaneous business, professional and technical services (284)*

For the geographical breakdown, Eurostat has applied the structure of the item *services (200)* given by Finland.

### 288 - Audio-visual and related services:

This item has been estimated according to the structure of other Member States (Spain, Italy, France and United Kingdom). The procedure used the size of *audio-visual and related services (288)* in the aggregated item *personal, cultural and recreational services (287)*.

The geographical breakdown has been estimated by applying the structure of the aggregated item *personal, cultural and recreational services (287)*.

### 289 - Other personal, cultural and recreational:

This item has been calculated by difference between items *personal, cultural and recreational services (287)* and *audio-visual and related services (288)*.

The geographical breakdown has been estimated by applying the structure of the aggregated item *personal, cultural and recreational services (287)*.

### 379 - Current transfers:

This item was sent by Finland including *capital transfers*. *Capital transfers* were estimated as the proportion of *capital transfers* in total transfers for other Member States. *Current transfers* were then decreased by the amount relating to the *capital transfers*.

The geographical breakdown was obtained by multiplying the new World figure for *current transfers* by the weight of the original partner figure for *current transfers* in the original World figure for *current transfers*.

### 994 - Capital Account:

This item was estimated according to the average size of *capital transfers* in total transfers (current and capital) for other Member States (Germany, France, Spain, United Kingdom, Portugal and Ireland).

Therefore, the *capital account* was estimated as *current transfers (379)* multiplied by the above coefficient (size of 994 in 994+379). Once the *capital account* was obtained, the old *current transfers* (which are really current + capital) were decreased by the *capital account* in order to obtain the estimated real *current transfers*.

### 993 - Current account:

The flows of the current account have been changed by the amount relative to the putting in net of *merchandise (270)* and to the subtraction of *capital transfers* from *current transfers*.

### Geographical breakdown issues

#### 279 - Research and development services:

This item has been broken-down geographically for Intra EUR15, Extra EUR15, USA and Japan, using the geographical breakdown structure of the aggregated item *miscellaneous business, professional and technical services (273)*. For these zones the amount corresponding to item *research and development services (279)* had been included by Finland in item *other - miscellaneous business, professional and technical services (284)*. Therefore, Eurostat has subtracted the estimated amounts for *research and development services (279)* for these zones from *other - miscellaneous business, professional and technical services (284)*.

■ This symbol in front of an item means that the estimation is used for the European Union aggregate calculation only and not printed in the country tables.

■ **List of items for which an estimation/correction has occurred for calculating the European Union aggregate (1992 to 1993):**

■ Finland did not provide any data for 1992 and 1993. The data were estimated by applying the following formulae to the "EUR14" data (subscripts refer to the number of countries available in the European Union aggregate and superscripts refer to the year of the data):

$$\begin{array}{cc}
 1993 & 1992 \\
 FI^{93} = \left[ \frac{EUR_{14}^{93}}{\left(1 - \frac{FI^{94}}{EUR_{15}^{94}}\right)} \right] - EUR_{14}^{93} & FI^{92} = \left[ \frac{EUR_{14}^{92}}{\left(1 - \frac{FI^{94}}{EUR_{15}^{94}}\right)} \right] - EUR_{14}^{92}
 \end{array}$$

This formula was applied to all items in the *current account*. The geographical breakdown of Finland was obtained by using the geographical breakdown observed in 1994.

■ **995 - Financial account:**

The net values of the *financial account* in 1992 and 1993 were obtained from the "Balance of Payments Statistics Yearbook, IMF, 1995".



**Sweden**

**National data provider.** Sveriges Riksbank

**New data provided to Eurostat:** 1992 to 1994

**Methodology applied at national level:** BPM4

Data on Sweden's balance of payments prior to 1992 are not available at Eurostat.

■ **List of items for which an estimation/correction has occurred for harmonisation purposes (1992 to 1994).**

**205 - Transportation:**

Reported *sea transport* (206) included *freight insurance* which was reported by Sweden separately. It has been corrected to exclude *freight insurance*,

which has been reclassified under *insurance* (253). Reported *other sea transport* (debit) has been reclassified under *supporting, auxiliary and other services by sea* (209).

Sweden only provided transportation data on *freight transport by sea* (208), a part of *supporting, auxiliary and other services by sea* (209) and *other transportation* (214). Eurostat has estimated *passenger transport by sea* (207), and the rest of *supporting, auxiliary and other services by sea* (209) by using test data sent by Sweden for 1994 data in the Eurostat questionnaire format. The procedure used was to see the weight of each of these items in the item *other transportation*. The estimated items were then deducted from *other transportation*. The test data sent by Sweden is considered to be slightly inaccurate by Sweden and in the absence of more precise information, Eurostat has not published the estimations for *passenger transport by sea* (207), *freight transport by sea* (208) and *supporting, auxiliary and other services by sea* (209) in the country tables.

■ However, the test data for the above mentioned items has been used to estimate the European Union aggregate since Eurostat believes that the data would not deviate substantially from the figures expected and that this data would be more accurate than using another estimation method.

*Air transport* (210) was estimated by Eurostat with the structure of other Member States *air transport* with the World as partner. It uses the average weight of each sub-item of *air transport* (211, 212 and 213) in the total of *other transportation* (214) plus the sub-items of *air transport* (211+212+213) for other Member States for 1994. The estimated sub-items were then deducted from *other transportation*. For 1992 and 1993, the structure of 1994 was used.

**245 - Communications services:**

Reported *computer and information services* (262) included *communications services*. Eurostat has split these two items by using the average weight of each item in the sum of the two items for other Member States with the World as partner.

**253 - Insurance services:**

Reported *insurance services* excluded *freight insurance* (255). Eurostat has recalculated *insurance services* to include *freight insurance* (255).

**260 - Financial services:**

Reported *Financial services* were included in *advertising services* (278). Sweden's *financial services* with Intra EUR15 were estimated by using the structure of bilateral data of other Member States with

■ This symbol in front of an item means that the estimation is used for the European Union aggregate calculation only and not printed in the country tables.

Sweden. For example, the Intra EUR15 figures were calculated as the average size of *financial services* in total *financial services* plus *miscellaneous business, professional and technical services* (273) for other Member States with Sweden as partner multiplied by the size of Intra EUR15 *financial services* in Intra and Extra EUR15 *financial services* for other Member States.

The Extra EUR15 figures were calculated by using the structure of Extra EUR15 *financial services* in Extra EUR15 *financial services* plus *miscellaneous business, professional and technical services* for other Member States. The World figure was calculated as the sum of Intra and Extra EUR15.

#### **262 - Computer and information services:**

Reported *computer and information services* included *communications services* (245). Eurostat has split these two items by using the average weight of each item in the sum of the two items for other Member States with the World as partner.

#### **270 - Merchanting:**

Reported *merchanting* was given on a gross basis. Eurostat has put *merchanting* on a net basis by placing the net value of *merchanting* on the credit side and zero on the debit side, since this calculation is expected to provide a proxy for the service component in the *merchanting* flows. This operation has had the effect of reducing the flows of the *current account*.

#### **272 - Operational leasing:**

*Operational leasing* was estimated by Eurostat by using Sweden's test data for 1994 data. The procedure used was to see the weight of *operational leasing* in *miscellaneous business, professional and technical services* (273). The estimated item was then deducted from the latter. The test data sent by Sweden is considered to be slightly inaccurate by Sweden and in the absence of more precise information, Eurostat has not published the estimations for *operational leasing* in the country tables.

■ The test data for *operational leasing* has been used to estimate the European Union aggregate since Eurostat believes that the data would not deviate substantially from the figures expected and that this data would be more accurate than using another estimation method.

#### **273 - Miscellaneous business, professional and technical services:**

This item has been decreased by the amounts relative to *financial services* (260), *operational leasing* (272) and *personal, cultural and recreational services* (287).

The sub-items of *miscellaneous business, professional and technical services* have been estimated by Eurostat by obtaining the average size of each item in the aggregate item 273 for other Member States with the World as partner.

#### **274 - Legal, accounting, management, consulting and technical services;**

#### **278 - Advertising, market research and public opinion polling;**

#### **279 - Research and development services;**

#### **280 - Architectural, engineering and other technical services;**

#### **281 - Agricultural, mining and on-site processing services;**

#### **284 - Other business services other;**

#### **285 - Services between affiliated enterprises n.i.e.:**

These items were estimated by using the average size of each item in *miscellaneous business, professional and technical services* (273) for other Member States with the World as partner.

#### **287 - Personal, cultural and recreational services:**

This item has been estimated by Eurostat by using the data from other Member States. The Intra EUR15 figures were calculated by obtaining the size of this item in total *personal, cultural and recreational services* plus *miscellaneous business, professional and technical services* using the bilateral figures from other Member States with Sweden as partner multiplied by the average size of Intra EUR15 in Intra and Extra EUR15 trade in *personal, cultural and recreational services* for other Member States.

The Extra EUR15 figures were calculated by obtaining the size of this item in total *personal, cultural and recreational services* plus *miscellaneous business, professional and technical services* using the Extra EUR15 figures from other Member States multiplied by the average size of Extra 15 in Intra and Extra EUR15 trade in *personal, cultural and recreational services* for other Member States. The World figure was calculated as the sum of Intra and Extra EUR15.

■ This symbol in front of an item means that the estimation is used for the European Union aggregate calculation only and not printed in the country tables.

The estimated *personal, cultural and recreational services* was subtracted from the item *miscellaneous business, professional and technical services*.

### 288 - Audio visual and related services;

### 289 - Other personal, cultural and recreational services:

These items were obtained by applying the average size of each item in item *personal, cultural and recreational services (287)* for other Member States with the World as partner.

### 320 - Investment income:

Reported *investment income* has been decreased by Eurostat by the amount relating to *reinvested earnings*). Although Sweden has followed the *BPM5* by including *reinvested earnings*, Eurostat has subtracted these in order to maintain comparability with those countries which do not include *reinvested earnings*. This operation has had the effect of decreasing the flows and changing the balance of the *current account*.

### 379 - Current transfers:

Reported *current transfers* have been decreased by the amount relating to *capital transfers*.

### 994 - Capital Account:

Sweden did not provide a *capital account*. Eurostat has estimated the *capital account* by obtaining the size of *capital transfers* in total transfers for other Member States with the World as partner. On the credit side, virtually all *capital transfers* refer to European Union Institutions' transfers. Since Sweden was not a member of the *EU* at that time, all credit *capital transfers* are considered to be zero. On the debit side, the *capital transfers* were calculated by multiplying Sweden's value for *current transfers (379)* (which includes *capital transfers*) by the average size of *capital transfers* in capital and current transfers for other Member States.

The estimated *capital transfers* were then deducted from *current transfers (379)*. This has had the effect of decreasing the debit flow and increasing the balance of the *current account*. The *capital transfers* make up the *capital account*.

### 993 - Current account:

Due to the adjustment in *merchandising*, the subtraction of *reinvested earnings* and estimated *capital transfers*, the flows and balance of the *current account* have changed by an amount equal to the adjustment in *merchandising*, the subtraction of *reinvested earnings* and *capital transfers*.

#### ■ Geographical breakdown issues

The Intra and Extra EUR15, USA and Japan partner zones were estimated for Sweden by using the average size of each of these zones in the World for other Member States.



### United Kingdom

**National data provider:** Office for National Statistics (ONS)

**New data provided to Eurostat:** 1994

**Revised data provided to Eurostat:** 1988 to 1993

**Methodology applied at national level:** *BPM4*

The data concerning the years 1985 to 1987 correspond to historical data converted by Eurostat from *BPM4* to *BPM5* (correspondence table in *annex 4*).

**List of items for which an estimation/correction has occurred for harmonisation purposes (1988 to 1994):**

### 249 - Construction services:

In the past, the *ONS* used to provide Eurostat with a net figure for the item *construction services*. Following the United Kingdom's data revision, this was believed to be a misclassification and therefore the corresponding amounts have been entirely reallocated by the United Kingdom (UK) under the item *architectural, engineering and other technical services (280)*.

■ This symbol in front of an item means that the estimation is used for the European Union aggregate calculation only and not printed in the country tables.

Due to the geographical characteristics of the *UK* cross border construction work with a duration of less than one year is deemed to be small and has therefore not been estimated by the *UK*. The published item *construction services* for 1993 to 1994 has been estimated by Eurostat by using bilateral figures from a selected number of partner's data, thereby underestimating the true value of construction. Under the advice of the *ONS*, the estimated value has been deducted from *investment income (320)*, the definition of which may confuse the distinction between *investment income* and *construction services*.

*Construction services* from 1988 to 1992 have been estimated by applying the average ratio of *construction services* to *investment income* for the year 1993 and 1994 to *investment income*.

Since Eurostat only made use of bilateral data from Member States, an Extra EUR15 figure was not obtained. However, an Extra EUR12 was obtained since a selection of newly joined Member States were used in the estimation process.

### 310 - Compensation of employees:

The item *compensation of employees* has been estimated by using the bilateral declared figures of a selected number of Member States vis-à-vis the *UK* for the years 1992 to 1994.

Intra EUR15 and EUR12 data were calculated by adding the Member States data. The Intra EUR12/15 for 1988 to 1991 were calculated by using the average growth rate observed from 1992 to 1994.

The Extra EUR12 figures were obtained for 1988 to 1993 by using the previously published Eurostat data. The methodology used for these figures was to apply to the item *other services (981)* a coefficient that is calculated on the basis of other Member States structure (weight of *compensation of employees* in relation to *other services*). The resulting estimated amounts were weighed down by a coefficient of reduction, in order to take into account the geographical specificity of the *UK* which makes cross border work less important. The geographical breakdown of this item has been calculated on the basis of the item *other services*. The Extra EUR12 figure for 1994 was calculated using the observed growth rate of 1993 over 1992.

The Extra EUR15 figure was obtained by subtracting the newly joined Member States from the Extra EUR12 figure.

For 1988-1994, the item *compensation of employees* has then been deducted from the item *other - miscellaneous business, professional and technical services (284)* in order to maintain the flows provided by the *UK*.

■ The geographical breakdown of *compensation of employees (310)* for all partner zones other than the World and the Intra and Extra EUR12/15 was estimated by using the average size of each partner zone in the Extra EUR12 economic zone for *compensation of employees* of other Member States.

### 320 - Investment income:

The item *investment income* has been decreased by the amounts relative to *construction services (249)* and is published excluding *reinvested earnings*. Although the *BPM5* states that including *reinvested earnings* is correct, only a minority of Member States have followed this rule. Hence, to make the figures comparable between Member States, they have been excluded. The value of *reinvested earnings* was obtained from the *ONS'* balance of payments publication, the "Pink Book-1995".

The geographical breakdown of *reinvested earnings* was estimated according to the geographical breakdown of the item *investment income*. For all geographical zones, *reinvested earnings* were subtracted from *investment income*.

### 379 - Current transfers:

The *BPM5* requires a disaggregation of *capital transfers* and *current transfers* in order to estimate the *current account (993)*.

For the sub-item *general government transfers* this breakdown has been estimated by using the figures published by Eurostat for the European Union Institutions which details such a breakdown. *Government capital transfers* were reclassified under the item *capital account (994)*. This estimation assumes that all *government capital transfers* are directed towards the European Union Institutions.

For *private capital transfers*, the structure of *capital transfers* for other Member States in relation to total transfers (that is the size of *capital transfers* in *current and capital transfers*) has been used to obtain *private capital transfers*. *Private current transfers* are calculated as the difference between reported *current transfers* (as sent by the *UK* which include *capital transfers*) and estimated *capital transfers*.

■ This symbol in front of an item means that the estimation is used for the European Union aggregate calculation only and not printed in the country tables.

The distinction between *current and capital transfers* has only been made for the years 1992 to 1994.

#### 993 - Current account:

The reported current account value of the *UK* included *reinvested earnings* and *capital transfers*. Eurostat has changed both the flows and the balance of the *current account* by deducting *reinvested earnings* and *capital transfers*.

#### 994 - Capital account:


The summation of *private and government capital transfers* as estimated from the item *current transfers* (379) makes up the *capital account*.

#### 995 - Financial account:

The figures for the *financial account* were obtained from the *ONS'* national publication "Pink Book-1995". The flows of the *financial account* have decreased by the amount relative to *reinvested earnings*.

#### 998- Net errors and omissions:

This item was calculated by Eurostat as the negative value of the *current account* (993) less the value of the *capital account* (994) and *financial account* (995).



### European Union Institutions

**National data provider:** Eurostat on the basis of *Balance of Payments of the European Union Institutions* (1995)

**New data provided to Eurostat:** 1994

**Revised data provided to Eurostat:** 1992-1993

**Methodology applied :** *BPM5*

Eurostat's balance of payments unit has provided revised data for the period 1992-1994, with a complete geographical breakdown by partner. No major corrections have been made on the items.

Data for 1985-1991 have been taken from the Eurostat's publications "International Trade in Services; EUR12; 1984-93" and "Geographical Breakdown of the Current Account; EUR12; 1984-93" and have been adapted to the *BPM5* methodology.



### United States of America

**National data provider.** *Survey of Current Business (SCB), U.S. Department of Commerce - Economics and statistics administration bureau of economic analysis.*

Publications of June 1995 (volume 75 number 6) and September 1995 (volume 75 number 9)

**New data compiled by Eurostat:** 1994

**Revised data used by Eurostat:** 1992-1993

**Methodology applied at National level:** *BPM4*

**Harmonisation carried out by Eurostat:**

The data concerning the years 1985 to 1991 correspond to the figures published in the Eurostat's publications "International Trade in Services; EUR12; 1984-93" and "Geographical Breakdown of the Current Account; EUR12; 1984-93". For 1992 to 1994 data have been updated taking into account the publication number 6 and number 9 of the "Survey of current business" (SCB) published by the "U.S. Department of Commerce - Economics and statistics administration bureau of economic analysis".

Generally, the main items are published in June and detailed services in September. Complementary data have been taken from the publication "Balance of Payments Statistics Yearbook, IMF, 1995".

The updated data for 1992 to 1994 have been revised and adapted to the *BPM5* by Eurostat. For 1994 Eurostat can appreciate a bigger detail than that of previous years due to the more complete detail in the source data for this year. The data concerning the years 1985 to 1991 correspond to historical data converted from *BPM4* to *BPM5* (correspondence table in annex 4).

**Remarks:**

#### 100 - Goods:

This item corresponds to the *SCB* item *merchandise, adjusted, excluding military*.

#### 205- Transportation:

The item *freight transport on sea* corresponds to the *SCB* item *freight ocean, passenger transport by air* to the *SCB* item *passengers fares* and *freight transport by air* to the *SCB* *freight air* item. The item *other transportation* includes *SCB's port services-total, other freight and other transport*.



**236 - Travel:**

This item corresponds to the SCB item *travel*.

**245 - Communications services:**

This item corresponds to the SCB item *telecommunications*.

**249 - Construction services:**

This item corresponds to the SCB item *construction, engineering, architectural and mining services*.

**253 - Insurance services:**

This item corresponds to the SCB item *insurance-net total*. Insurance is recorded net. On the credit side the premiums collected by residents minus indemnities paid by residents, are listed. On the debit side premiums paid by residents minus indemnities collected by residents, are entered.

**260 - Financial services:**

This item corresponds to the SCB item *financial services*.

**266 - Royalties and licence fees**

This item corresponds to the SCB items *royalties and license fees-affiliated, industrial processes and royalties and license fees -other unaffiliated* but not included *broadcasting recording of live events*.

**274 - Legal, accounting, management, consulting and public opinion polling:**

This item corresponds to the SCB items *management, consulting, and public relations services and legal services*.

**278 - Advertising, market research and public opinion polling:**

This item corresponds to the SCB item *advertising*.

**279 - Research and development services:**

This item corresponds to the SCB item *research, development, and testing services*.

**280 - Architectural, engineering and other technical services:**

This item corresponds to the SCB item *industrial engineering*.

**284 - Other - Miscellaneous business, professional and technical services:**

This item corresponds to the SCB items *computer and data processing services; data base and other information services and installation, maintenance and repair of equipment*.

**288 - Audio-visual and related services:**

This item corresponds to the SCB items *broadcasting and recording of live events and addendum-films and tape rentals*.

**291 - Government services, n.i.e.:**

This item corresponds to the SCB items *U.S. Government miscellaneous services and transfers under U.S. military agency sales contracts*.

**310 - Compensation of employees:**

This item corresponds to the IMF item *compensation of employees*.

**320 - Investment income:**

This item corresponds to the SCB items *direct investment receipts/payments, other private receipts/payments and US Government receipts/payments*. Reinvested earnings have been excluded in order to harmonise this item with the rest of the countries.

**379 - Current transfers:**

This item corresponds to the SCB *unilateral transfers, net*. The *capital transfers* have been subtracted from the *current transfers*.

**994 - Capital account:**

This item corresponds to the IMF item *capital account*.

**Geographical breakdown issues**

The geographical breakdown has been calculated taking into account the World and Intra EUR12 from the SCB publication. The Extra EUR12 was calculated as the difference between the World and the Intra EUR12 zone. The Extra EUR12 figures includes the part of the *World not allocated*.



## Japan

**Source:** Bank of Japan "Balance of Payments Monthly" (July 1995)

**New data used by Eurostat:** 1994

**Revised data used by Eurostat:** None

**Methodology applied at the national level:** BPM4

The data concerning the years 1985 to 1991 correspond to historical data converted by Eurostat from BPM4 to BPM5 (correspondence table in annex 4).

### Remarks:

#### 200 - Services:

Services reported by Japan include *investment income* and *compensation of employees*. Eurostat has reclassified *investment income* under the header *income* (300). The item *compensation of employees* (310), however, was indistinguishable from *other services* (981) and was not corrected.

#### 205 - Transportation:

Reported *transportation* services include *shipment insurance*. Eurostat has decreased this item by the amount relative to *shipment insurance*.

A detailed breakdown of *transportation* is not provided by Japan. Japan provides data on total freight, total passenger and *other transportation* services (calculated as the residual of freight and passenger from total transportation). The breakdown between *air* and *sea transport* was estimated by Eurostat by using declared bilateral figures of Member States. The structure of their transport with Japan was applied to the *transportation* figure declared by Japan.

Therefore, Japan's declared freight statistics and passenger statistics were respected but the distribution of these into *air* and *sea transport* was estimated. Overall, the aggregates of *freight*, *passenger* and *total transportation* have not been modified. *Other transportation* corresponds to Japan's reported *other transportation* services.

The estimation of the sub-items of transportation for the Intra EU was estimated by Eurostat by applying the

ratio of total transportation Intra EU to *transportation* Extra EU to the various sub-items of *transportation*.

#### 253 - Insurance services:

Eurostat has increased *insurance services* by the amount relative to *shipment insurance*. Shipment insurance was deducted from the item *total transportation* (205) and recorded under *insurance services* (253). The estimation of shipment insurance for the Intra EU was estimated by applying the ratio of transportation Intra EU to transportation Extra EU to the World figure of *shipment insurance*.

#### 300 - Income:

This item includes the item *investment income*. *Investment income* was reclassified by Eurostat from *services* into *income*.

#### 379 - Current transfers:

This item corresponds to Japan's reported *unrequited transfers*. *Unrequited transfers* refer to both *capital* and *current transfers*. This is not in line with BPM5.

#### 993 - Current account:

The reported *current account* figure includes *capital transfers*. Since this is not in line with BPM5, it has been deleted by Eurostat from the *current account* caption and placed under the caption *current and capital account* (010).

#### 994 - Capital account:

Japan does not provide data on *capital transfers* or *acquisition/disposal of non-produced, non-financial assets*. Part of this item is included in *current transfers* (379).

#### 010 - Capital and current account:

This item refers to Japan's reported *current account* item which includes *capital transfers*.

#### 995 - Financial account:

This item corresponds to Japan's reported *total long term capital* (liabilities) less *total long term capital* (assets).

#### 998- Net errors and omissions:

This item was calculated by Eurostat as the difference between the negative value of the *current account* and the *financial account*.

#### Geographical breakdown issues

Extra EUR12 was obtained by Eurostat by deducting the World figure from the Intra EUR12 figure.

#### 4.4. Calculation of the European Union (EUR15 and EUR12) balance and data reliability

From 1985 to 1991, the EUR12 balance of payments stems from the Eurostat "International Trade in Services, EUR12 1984-1993" and "Geographical Breakdown of the Current Account, EUR12 1984-1993" publications. The data were converted from the BPM4 to the BPM5 format using the correspondence table detailed in annex 4.

From 1992 to 1994, the estimates for the EUR15 and EUR12 balance of payments correspond to the sum of the fifteen (respectively of the twelve) Member States. Added to the European Union aggregate is the balance of payments of the European Union Institutions. In order to construct the European Union aggregates, Eurostat used the country tables published under the country headers. In addition to the estimations made at the country tables level, further estimations were required to fill up any missing items.

The tables overleaf depict the estimations which have been carried out in order to calculate the European Union aggregates. Each type of estimation is represented by a number, which details the level of geographical breakdown modified. The method used for the estimation is described in the country methodology under the item represented by ■.

In order to analyse the European Union's transactions with the rest of the World, all Intra EU flows must be eliminated and only Extra EU flows examined.

Member States' declared Intra EU credits should be equal to their declared Intra EU debits. However, owing to various problems, amongst which geographical misallocation might be one of the most important, the Intra EU balance is not nil.

#### Measurement of asymmetry

The Intra EU balance is called the Intra EU asymmetry and is a measure of the reliability of the data. (In the formulae, the superscript represents the reporting entity, the subscript the partner entity).

$$\text{Asymmetry}_{\text{Intra EU}}^{\text{EU}} = \text{Credit}_{\text{Intra EU}}^{\text{EU}} - \text{Debit}_{\text{Intra EU}}^{\text{EU}}$$

When analysing the European Union's balance of trade with the rest of the World, it is preferable to use the total balance that is assumed to be closer to the correct Extra EU balance (in the tables net of EU with Extra EU is considered as not relevant).

For the sake of consistency, when analysing the European Union's Extra EU cover rates, these have been calculated incorporating a correction that takes into account the asymmetries.

$$\text{Cover ratio}_{\text{Intra EU}}^{\text{EU}} = 100 \times \left[ \frac{\text{Credit}_{\text{Intra EU}}^{\text{EU}} + (0.5 \times \text{Asymmetry}_{\text{Intra EU}}^{\text{EU}})}{\text{Debit}_{\text{Intra EU}}^{\text{EU}} - (0.5 \times \text{Asymmetry}_{\text{Intra EU}}^{\text{EU}})} \right]$$

For credit and debit flows of the EU with the rest of the World, the Extra EU as a partner should be considered.

The reliability of data for services is satisfactory at an aggregated level. But the greater the degree of detail, the more the effects of incorrect classification come into play and the greater the asymmetry. Detailed data must therefore be treated with caution and magnitudes should be preferred to absolute figures.

## ITEMS ESTIMATED FOR EU AGGREGATES FOR 1992

	BLEU	DK	D	GR	E	F	IRL	I	NL	A	P	FIN	S	UK	EUI*
<b>100 GOODS</b>		④					②			①			②		
<b>200 SERVICES</b>		④					②			①			②		
<b>205 Transportation</b>		④					②			①			②		
206 Sea transport		④					②			①			②		
207 Passenger transport on sea		④					②			①			①		
208 Freight transport on sea		④					②			①			①		
209 Support. auxiliary and other services		④					②			①			①		
210 Air transport		④					②			①			②		
211 Passenger transport by air		④					②			①			②		
212 Freight transport by air		④					②			①			②		
213 Supporting, auxiliary and other services		④					②			①			②		
214 Other transportation		④					②			①			②		
<b>236 Travel</b>		④					②						②		
<b>981 Other services</b>		④					②						②		
245 Communications services		④					②						②		
249 Construction services		④					②						②		
253 Insurance services		④					②						②		
260 Financial services		④					②						②		
262 Computer and information services		④					②		①	①			②		
266 Royalties and licence fees		④					②						②		
268 Other business services		④					②			①			②		
269 Merchanting and other trade-related serv.		④					②			①			②		
270 Merchanting		④					②			①			②		
271 Other trade related services		④					②			①			②		
272 Operational leasing		④					②			①			①		
273 Misc. business, prof. and technical serv.		④					②		①	①			②		
274 Legal, account., man., cons. and pub. rel.		④					②		①	①			②		
278 Adv., market res. and polling		④					②		①	①			②		
279 Research and development		④					②		①	①			②		
280 Architect., engin. and other technical		④					②			①			②		
281 Agric., mining and on-site processing		④					②		①	①			②		
284 Other		④					②			①			②		
285 Serv. between affiliated enterprises, n.i.e.		④					②			①			②		
287 Personal, cultural and recreational services		④					②		①				②		
288 Audio-visual and related services		④					②		①	①			②		
289 Other personal, cultural and recreational		④	①				②		①	①			②		
291 Government services, n.i.e.		④					②						②		
<b>982 Services not allocated</b>		④					②						②		
<b>300 INCOME</b>		④					②						②		
310 Compensation of employees	⑤	④					②						②	⑤	
320 Investment income		④					②						②		
<b>379 CURRENT TRANSFERS</b>		④					②			①	①		②		
<b>993 CURRENT ACCOUNT</b>		④					②			①	①		②		
<b>994 CAPITAL ACCOUNT</b>							⑥			⑥	⑥				
<b>010 CURRENT + CAPITAL ACCOUNT</b>							⑥			⑥	⑥				
<b>995 FINANCIAL ACCOUNT</b>											⑥				
<b>998 NET ERRORS AND OMISSIONS</b>											⑥				

- 1: Estimation affects World, Intra/Extra EUR12/15 ①  
 2: Estimation affects Intra/Extra EUR12/15, USA and Japan ②  
 3: Estimation affects Intra/Extra EUR15, USA and Japan ③  
 4: Estimation affects Intra/Extra EUR15 ④  
 5: Estimation affects USA and Japan ⑤  
 6: Estimation affects World only ⑥  
 (\* European Union Institutions)

## ITEMS ESTIMATED FOR EU AGGREGATES FOR 1993

	BLEU	DK	D	GR	E	F	IRL	I	NL	A	P	FIN	S	UK	EUI*
100 GOODS		4				3	2			1		1	2		
200 SERVICES		4				3	2			1		1	2		
205 Transportation		4				3	2			1		1	2		
206 Sea transport		4				3	2			1		1	2		
207 Passenger transport on sea		4				3	2			1		1	1		
208 Freight transport on sea		4				3	2			1		1	1		
209 Support. auxiliary and other services		4				1	2			1		1	1		
210 Air transport		4				3	2			1		1	2		
211 Passenger transport by air		4				3	2			1		1	2		
212 Freight transport by air		4				3	2			1		1	2		
213 Supporting, auxiliary and other services		4				1	2			1		1	2		
214 Other transportation		4				1	2			1		1	2		
236 Travel		4				4	2					1	2		
981 Other services		4				3	2					1	2		
245 Communications services		4				3	2					1	2		
249 Construction services		4				3	2					1	2		
253 Insurance services		4				3	2					1	2		
260 Financial services		4				3	2					1	2		
262 Computer and information services		4				3	2		1	1		1	2		
266 Royalties and licence fees		4				3	2					1	2		
268 Other business services		4				3	2			1		1	2		
269 Merchanting and other trade-related serv.		4				3	2			1		1	2		
270 Merchanting		4				3	2			1		1	2		
271 Other trade related services		4				3	2			1		1	2		
272 Operational leasing		4				3	2			1		1	1		
273 Misc. business, prof. and technical serv.		4				3	2		1	1		1	2		
274 Legal, account., man., cons. and pub. rel.		4				3	2		1	1		1	2		
278 Adv., market res. and polling		4				3	2		1	1		1	2		
279 Research and development		4				3	2		1	1		1	2		
280 Architect., engin. and other technical		4				3	2			1		1	2		
281 Agric., mining and on-site processing		4				3	2		1	1		1	2		
284 Other		4				3	2			1		1	2		
285 Serv. between affiliated enterprises, n.i.e.		4				3	2			1		1	2		
287 Personal, cultural and recreational services		4				4	2		1			1	2		
288 Audio-visual and related services		4				3	2		1	1		1	2		
289 Other personal, cultural and recreational		4	1			3	2		1	1		1	2		
291 Government services, n.i.e.		4				4	2					1	2		
982 Services not allocated		4				4	2					1	2		
300 INCOME		4				4	2					1	2		
310 Compensation of employees	5	4				4	2					1	2	5	
320 Investment Income		4				4	2					1	2		
379 CURRENT TRANSFERS		4				1	2			1	1	1	2		
993 CURRENT ACCOUNT		4				1	2			1	1	1	2		
994 CAPITAL ACCOUNT						6				6	6	6			
010 CURRENT + CAPITAL ACCOUNT						6				6	6	6			
995 FINANCIAL ACCOUNT						6				6	6				
998 NET ERRORS AND OMISSIONS						6				6	6				

- 1: Estimation affects World, Intra/Extra EUR12/15 **1**
- 2: Estimation affects Intra/Extra EUR12/15, USA and Japan **2**
- 3: Estimation affects Intra/Extra EUR15, USA and Japan **3**
- 4: Estimation affects Intra/Extra EUR15 **4**
- 5: Estimation affects USA and Japan **5**
- 6: Estimation affects World only **6**
- (\* European Union Institutions)

## ITEMS ESTIMATED FOR EU AGGREGATES FOR 1994

	BLEU	DK	D	GR	E	F	IRL	I	NL	A	P	FIN	S	UK	EUI*
100 GOODS		2		2		3	2			1		1	2		
200 SERVICES		2		2		3	2			1		1	2		
205 Transportation		2		1		3	1			1		1	2		
206 Sea transport		2		1		3	1			1	5	1	2		
207 Passenger transport on sea		2		1		3	1			1	5	1	1		
208 Freight transport on sea		2		1		3	1			1	5	1	1		
209 Support. auxiliary and other services		1		1		1	1			1	1	1	1		
210 Air transport		2		1		3	1			1	5	1	2		
211 Passenger transport by air		2		1		3	1			1	5	1	2		
212 Freight transport by air		2		1		3	1			1	5	1	2		
213 Supporting, auxiliary and other services		1		1		1	1			1	1	1	2		
214 Other transportation		1		1		1	1			1	1	1	2		
236 Travel		2		2		4	2					1	2		
981 Other services		2		2		3	2				5	1	2		
245 Communications services		1		1		3	1				5	1	2		
249 Construction services		2		1		3	1				5	1	2		
253 Insurance services		2		1		3	1				5	1	2		
260 Financial services		2		1		3	1				5	1	2		
262 Computer and information services		1		1		3	1		1	1	1	1	2		
266 Royalties and licence fees		2		1		3	1				5	1	2		
268 Other business services		2		1		3	1			1	5	1	2		
269 Merchanting and other trade-related serv.		2		1		3	1			1	5	1	2		
270 Merchanting		2		1		3	1			1	5	1	2		
271 Other trade related services		2		1		3	1			1	5	1	2		
272 Operational leasing		1		1		3	1			1	1	1	1		
273 Misc. business, prof. and technical serv.		2		1		3	1		1	1	1	1	2		
274 Legal, account., man., cons. and pub. rel.		1		1		3	1		1	1	1	1	2		
278 Adv., market res. and polling		1		1		3	1		1	1	5	1	2		
279 Research and development		1		1		3	1		1	1	1	1	2		
280 Architect., engin. and other technical		1		1		3	1			1	1	1	2		
281 Agric., mining and on-site processing		1		1		3	1		1	1	1	1	2		
284 Other		1		1		3	1			1	1	1	2		
285 Serv. between affiliated enterprises, n.i.e.		1		1		3	1			1	1	1	2		
287 Personal, cultural and recreational services		1		2		4	2		1		5	1	2		
288 Audio-visual and related services		1		1		3	1		1	1	1	1	2		
289 Other personal, cultural and recreational		1	1	1		3	1		1	1	1	1	2		
291 Government services, n.i.e.		2		2		4	2					1	2		
982 Services not allocated		2		2		4	2				5	1	2		
300 INCOME		2		2		4	2					1	2		
310 Compensation of employees	5	2		2		4	2					1	2	5	
320 Investment Income		2		2		4	2					1	2		
379 CURRENT TRANSFERS		1		2		1	2			1	1	1	2		
993 CURRENT ACCOUNT		1		1		1	1			1	1	1	2		
994 CAPITAL ACCOUNT		6		6		6	6			6	6	6			
010 CURRENT + CAPITAL ACCOUNT		6		6		6	6			6	6	6			
995 FINANCIAL ACCOUNT		6		6		6	6				6	6			
998 NET ERRORS AND OMISSIONS		6		6		6	6				6	6			

- 1: Estimation affects World, Intra/Extra EUR12/15 **1**  
 2: Estimation affects Intra/Extra EUR12/15, USA and Japan **2**  
 3: Estimation affects Intra/Extra EUR15, USA and Japan **3**  
 4: Estimation affects Intra/Extra EUR15 **4**  
 5: Estimation affects USA and Japan **5**  
 6: Estimation affects World only **6**  
 (\* European Union Institutions)

# III

## STATISTICAL TABLES





## III. STATISTICAL TABLES

### 1. DESCRIPTION OF TABLES

Tables of results are organised in sets. The organisation is the following:

**Tables 3.1. to 3.7.** constitute a first set of comparative tables concerning 1994 for the adopted list of *BOP* items<sup>1</sup> for EUR15, all Member States and the European Union Institutions in relation to Extra EUR15. Flows, shares in EUR15 totals and *BOP* structures are presented corresponding to the most complete, recent, harmonised and detailed information available.

**Tables 4.1. to 4.10.** show a second set of tables that cover the period 1992 to 1994 and concern only EUR15. *BOP* items' flows, cover ratios and flows' structures are presented in relation to the World, Intra EUR15, Extra EUR15, the USA and Japan. For these three years the European Union aggregate was calculated on the basis of the data reported to Eurostat by the fifteen Member States according to the new approved questionnaires<sup>2</sup> designed to fulfil *BPM5* requirements.

**Tables 5.1. to 5.5.** present a third set of tables that cover the decade 1985-1994 and concern only EUR12. The information provided is equivalent to that in the EUR15 set of tables (except structures which are not shown) but for all purposes EUR12 is considered instead of EUR15. These results are provided in order to supply a time series that was made coherent as far as possible by conversion from *BPM4* to *BPM5*, of the data available from Member States for the years 1985 to 1991.

**Tables 6.1. to 20.7.** supply a group of separate tables for each of the fifteen reporting economies. For the classification adopted, for all Member States and the European Union Institutions, for the period 1985 to 1994, credit, debit, net and cover ratios are presented in relation to the World, Intra EUR15, Extra EUR15, Intra EUR12, Extra EUR12, the USA and Japan.

Exceptions are the three new Member States for which the period covered is 1992 to 1994. Besides, for Austria and Finland, figures broken down between Intra and Extra EUR12 are not available. Sweden only supplied figures with the World as partner.

Other exceptions are Denmark - figures broken down between Intra and Extra EUR15 are not supplied and Ireland - only figures with the World as partner are published for the entire period 1985 to 1994.

Data concerning 1985-1991 are that of the previous publication converted by Eurostat from *BPM4* into *BPM5* (table of conversion in *annex 4*).

**Tables 21.1 to 21.3.** present flows and cover ratios for the USA according to Eurostat's harmonised scheme. The period covered is 1985 to 1994 with the World as partner and 1986 to 1994 with Intra and Extra EUR12 as partners.

**Tables 22.1. to 22.4.** present flows and cover ratios for Japan according to Eurostat's harmonised scheme. The period covered is 1986 to 1994 with the World, Intra EUR12, Extra EUR12 as partners and 1992 to 1994 with the USA as partner.

N.B.: In the tables, the partner *World* should be considered as the sum of *Intra EU*, *Extra EU* and *World not allocated*.

Due to the rounding up from decimal numbers to whole numbers, there can be a slight difference between the sum of the sub-items and the aggregate item or between the credit figure minus the debit figure and the net.

<sup>1</sup> For all the tables the list of items considered is always the same (see II.3).

<sup>2</sup> Balance of payments Vade mecum, April 1995

## 2. FORMULAE AND ACRONYMS USED IN THE TABLES AND DATA AVAILABILITY

### 2.1. Formulae

Formulae are indicated in the tables by footnotes.

In the formulae, the superscript represents the reporting entity, the subscript the partner entity. The acronym EU may be EUR15 or EUR12.

$$\text{Net} = \text{Credit} - \text{Debit}$$

$$\text{Cover ratio} = 100 \times \left( \frac{\text{Credit}}{\text{Debit}} \right)$$

$$\text{Asymmetry}_{\text{Intra EU}}^{\text{EU}} = \text{Credit}_{\text{Intra EU}}^{\text{EU}} - \text{Debit}_{\text{Intra EU}}^{\text{EU}}$$

$$\text{Relative Asymmetry}_{\text{Intra EU}}^{\text{EU}} = 100 \times \left[ \frac{\text{Asymmetry}_{\text{Intra EU}}^{\text{EU}}}{0.5 \times \left( \text{Credit}_{\text{Intra EU}}^{\text{EU}} + \text{Debit}_{\text{Intra EU}}^{\text{EU}} \right)} \right]$$

$$\text{Cover ratio}_{\text{Intra EU}}^{\text{EU}} = 100 \times \left[ \frac{\text{Credit}_{\text{Intra EU}}^{\text{EU}} + \left( 0.5 \times \text{Asymmetry}_{\text{Intra EU}}^{\text{EU}} \right)}{\text{Debit}_{\text{Intra EU}}^{\text{EU}} - \left( 0.5 \times \text{Asymmetry}_{\text{Intra EU}}^{\text{EU}} \right)} \right]$$

### 2.2. Acronyms used

0	Figure between -0.5 Mio ECU and 0.5 Mio ECU
:	Data not available (missing data estimated by Eurostat) or considered non publishable by the Member State.
-	Not relevant or indeterminate: <ul style="list-style-type: none"> <li>➤ Calculation of cover ratio: negative cover ratio, debit nil leads to a division by nil or credit or debit not available</li> <li>➤ Net EUR15/12 vis à vis Extra EUR15/12</li> </ul>
.	Not applicable: <ul style="list-style-type: none"> <li>➤ No credit and debit for the items <i>financial account</i> and <i>net errors and omissions</i></li> </ul>

## 2.3. Data availability

Partner	Reporter																			
	EUR15	EUR12	BLEU	DK	D	GR	E	F	IRL	I	NL	A	P	FIN	S	UK	EUI	USA	JAP	
WORLD	92-94	85-94	85-94	85-94	85-94	85-94	85-94	85-94	85-94	85-94	85-94	92-94	85-94	94	92-94	85-94	85-94	85-94	85-94	86-94
Intra EUR15	92-94	:	91-94	:	92-94	93-94	92-94	94	:	92-94	92-94	92-94	93-94	94	:	88-94	92-94	:	:	
Extra EUR15	92-94	:	91-94	:	92-94	93-94	92-94	94	:	92-94	92-94	92-94	93-94	94	:	88-94	92-94	:	:	
Intra EUR12	:	85-94	85-94	85-94	85-94	85-94	85-94	85-94	:	85-94	85-94	:	85-94	:	:	85-94	85-94	86-94	86-94	
Extra EUR12	:	85-94	85-94	85-94	85-94	85-94	85-94	85-94	:	85-94	85-94	:	85-94	:	:	85-94	85-94	86-94	86-94	
USA	92-94	85-94	85-94	93-94	85-94	93-94	85-94	85-94	:	85-94	85-94	92-94	85-94	94	:	85-94	92-94	:	92-94	
Japan	92-94	85-94	85-94	93-94	85-94	93-94	85-94	85-94	:	85-94	85-94	92-94	85-94	94	:	85-94	92-94	:	:	

“:” not available

**3.1.**
**Year: 1994**
**Partner: Extra EUR15**

	(Mio ECU)							
	EUR15	BLEU	DK	D	GR	E	F	IRL
	<b>Credit</b>							
<b>100 GOODS</b>	<b>498 339</b>	<b>24 796</b>	:	<b>150 818</b>	<b>1 752</b>	<b>18 155</b>	<b>66 156</b>	:
<b>200 SERVICES</b>	<b>181 364</b>	<b>8 301</b>	:	<b>26 296</b>	<b>4 866</b>	<b>6 121</b>	<b>36 118</b>	:
<b>205 Transportation</b>	<b>51 195</b>	<b>2 343</b>	:	<b>7 160</b>	<b>1 627</b>	<b>956</b>	<b>8 609</b>	:
206 Sea transport	22 153	1 131	:	2 306	814	290	1 796	:
207 Passenger transport on sea	1 107	1	:	5	59	10	3	:
208 Freight transport on sea	17 588	985	:	1 855	614	195	1 262	:
209 Support. auxiliary and other services	3 453	145	:	447	141	85	530	:
210 Air transport	21 436	340	:	4 034	703	430	4 714	:
211 Passenger transport by air	11 480	236	:	2 529	472	154	1 459	:
212 Freight transport by air	2 985	89	:	803	117	103	825	:
213 Supporting, auxiliary and other services	6 970	14	:	702	115	172	2 430	:
214 Other transportation	7 605	873	:	820	110	236	2 099	:
<b>236 Travel</b>	<b>41 062</b>	<b>753</b>	:	<b>2 941</b>	<b>1 148</b>	<b>2 677</b>	<b>11 118</b>	:
<b>981 Other services</b>	<b>85 322</b>	<b>5 205</b>	:	<b>16 195</b>	<b>2 091</b>	<b>2 488</b>	<b>13 880</b>	:
245 Communications services	2 551	131	:	332	79	159	168	:
249 Construction services	9 265	188	:	2 315	216	214	1 604	:
253 Insurance services	5 458	261	:	555	7	347	1 953	:
260 Financial services	11 470	1 198	:	437	385	196	3 721	:
262 Computer and information services	2 784	141	:	259	117	404	136	:
266 Royalties and licence fees	6 222	361	:	1 014	0	65	581	:
268 Other business services	35 389	2 364	:	6 099	1 215	852	4 827	:
269 Merchanting and other trade-related serv.	5 404	385	:	1 613	99	113	-154	:
270 Merchanting	1 830	-7	:	1 204	-28	19	-802	:
271 Other trade related services	3 573	392	:	408	127	93	648	:
272 Operational leasing	1 477	84	:	119	51	30	183	:
273 Misc. business, prof. and technical serv.	28 508	1 895	:	4 367	1 065	709	4 798	:
274 Legal, account., man., cons. and pub. rel.	2 860	61	:	563	101	107	532	:
278 Adv., market res. and polling	1 537	187	:	284	109	120	123	:
279 Research and development	2 324	65	:	722	122	67	364	:
280 Architect., engin. and other technical	7 801	164	:	827	199	93	1 318	:
281 Agric., mining and on-site processing	1 190	20	:	7	29	6	139	:
284 Other	5 553	39	:	1 458	209	239	1 185	:
285 Serv. between affiliated enterprises, nie	7 243	1 359	:	506	294	78	1 138	:
287 Personal, cultural and recreational services	3 108	125	:	19	47	81	508	:
288 Audio-visual and related services	1 213	61	:	19	0	40	217	:
289 Other personal, cultural and recreational	1 895	64	:	:	47	41	291	:
291 Government services, n i e	9 075	436	:	5 166	24	171	382	:
<b>982 Services not allocated</b>	<b>3 785</b>	<b>0</b>	:	<b>0</b>	<b>0</b>	<b>0</b>	<b>2 511</b>	:
<b>300 INCOME</b>	<b>187 917</b>	<b>17 641</b>	:	<b>24 156</b>	<b>483</b>	<b>1 859</b>	<b>29 424</b>	:
310 Compensation of employees	5 459	127	:	1 555	151	40	1 762	:
320 Investment Income	182 459	17 514	:	22 601	332	1 820	27 662	:
<b>379 CURRENT TRANSFERS</b>	<b>14 308</b>	<b>1 215</b>	:	<b>5 526</b>	<b>909</b>	<b>1 276</b>	<b>1 172</b>	:
<b>993 CURRENT ACCOUNT</b>	<b>881 928</b>	<b>51 953</b>	:	<b>206 796</b>	<b>8 010</b>	<b>27 412</b>	<b>132 870</b>	:
<b>994 CAPITAL ACCOUNT</b>	:	:	:	:	:	:	:	:
<b>010 CURRENT + CAPITAL ACCOUNT</b>	:	:	:	:	:	:	:	:
<b>995 FINANCIAL ACCOUNT</b>	:	:	:	:	:	:	:	:
<b>998 NET ERRORS AND OMISSIONS</b>	:	:	:	:	:	:	:	:

3.1.

Year: 1994

Partner: Extra EUR15

(Mio ECU)

I	NL	A	P	FIN	S	UK	EUI		
<b>Credit</b>									
67 805	24 780	13 006	3 024	10 306	:	74 847	0	<b>GOODS</b>	<b>100</b>
19 184	15 223	8 580	1 347	1 465	:	34 150	0	<b>SERVICES</b>	<b>200</b>
6 591	6 142	587	357	442	:	8 090	0	<b>Transportation</b>	<b>205</b>
5 488	2 087	:	78	277	:	3 002	0	Sea transport	206
292	5	:	1	97	:	447	0	Passenger transport on sea	207
5 049	1 696	:	37	25	:	1 791	0	Freight transport on sea	208
147	386	:	40	155	:	763	0	Support. auxiliary and other services	209
826	2 903	:	259	127	:	4 967	0	Air transport	210
603	1 844	:	213	103	:	3 138	0	Passenger transport by air	211
191	461	:	15	3	:	482	0	Freight transport by air	212
32	598	:	30	22	:	1 347	0	Supporting, auxiliary and other services	213
277	1 152	:	20	38	:	121	0	Other transportation	214
6 691	1 153	1 959	578	413	:	8 189	0	<b>Travel</b>	<b>236</b>
5 111	7 928	6 034	412	610	:	17 871	0	<b>Other services</b>	<b>981</b>
170	214	16	75	27	:	932	0	Communications services	245
1 388	2 024	403	31	59	:	0	0	Construction services	249
593	0	141	22	-35	:	1 045	0	Insurance services	253
821	105	324	28	69	:	3 000	0	Financial services	260
51	:	:	6	176	:	799	0	Computer and information services	262
259	840	60	13	23	:	2 301	0	Royalties and licence fees	266
1 483	4 171	4 692	173	226	:	6 604	0	Other business services	268
-264	1 118	1 809	29	38	:	371	0	Merchanting and other trade-related serv.	269
-289	459	:	-4	-29	:	14	0	Merchanting	270
25	659	:	33	67	:	357	0	Other trade related services	271
74	255	213	6	6	:	335	0	Operational leasing	272
1 673	2 798	2 670	137	183	:	5 898	0	Misc. business, prof. and technical serv.	273
108	:	:	16	29	:	655	0	Legal, account., man., cons. and pub. rel.	274
141	:	:	17	10	:	43	0	Adv., market res. and polling	278
83	:	:	4	4	:	14	0	Research and development	279
585	1 441	:	22	71	:	2 034	0	Architect., engin. and other technical	280
76	:	:	3	7	:	632	0	Agric., mining and on-site processing	281
149	118	:	56	45	:	1 037	0	Other	284
532	1 238	:	19	16	:	1 485	0	Serv. between affiliated enterprises, nie	285
101	:	27	39	22	:	1 744	0	Personal, cultural and recreational services	287
70	:	:	21	11	:	624	0	Audio-visual and related services	288
30	:	:	18	11	:	1 120	0	Other personal, cultural and recreational	289
245	573	373	25	42	:	1 446	0	Government services, n i e	291
791	0	0	0	0	:	0	0	<b>Services not allocated</b>	<b>982</b>
7 436	8 867	2 802	582	391	:	50 334	567	<b>INCOME</b>	<b>300</b>
838	92	327	45	10	:	181	0	Compensation of employees	310
6 598	8 776	2 475	536	381	:	50 153	567	Investment Income	320
1 224	427	424	1 293	93	:	587	26	<b>CURRENT TRANSFERS</b>	<b>379</b>
95 649	49 297	:	:	12 255	:	159 919	593	<b>CURRENT ACCOUNT</b>	<b>993</b>
:	:	:	:	:	:	:	:	<b>CAPITAL ACCOUNT</b>	<b>994</b>
:	:	24 813	6 246	:	:	:	:	<b>CURRENT + CAPITAL ACCOUNT</b>	<b>010</b>
:	:	:	:	:	:	:	:	<b>FINANCIAL ACCOUNT</b>	<b>995</b>
:	:	:	:	:	:	:	:	<b>NET ERRORS AND OMISSIONS</b>	<b>998</b>

**3.2.**
**Year: 1994**
**Partner: Extra EUR15**

(Mio ECU)

	EUR15	BLEU	DK	D	GR	E	F	IRL
	<b>Debit</b>							
<b>100 GOODS</b>	<b>502 214</b>	<b>26 847</b>	:	<b>138 980</b>	<b>4 479</b>	<b>26 733</b>	<b>63 762</b>	:
<b>200 SERVICES</b>	<b>167 818</b>	<b>8 762</b>	:	<b>37 357</b>	<b>1 561</b>	<b>5 659</b>	<b>28 615</b>	:
<b>205 Transportation</b>	<b>49 123</b>	<b>2 028</b>	:	<b>8 458</b>	<b>472</b>	<b>1 301</b>	<b>8 203</b>	:
206 Sea transport	22 888	992	:	3 392	233	622	2 700	:
207 Passenger transport on sea	414	3	:	82	7	6	29	:
208 Freight transport on sea	14 596	906	:	1 943	128	554	2 125	:
209 Support. auxiliary and other services	7 879	84	:	1 367	98	62	547	:
210 Air transport	18 066	287	:	3 194	196	378	4 483	:
211 Passenger transport by air	9 983	205	:	2 335	136	224	1 863	:
212 Freight transport by air	1 517	46	:	135	8	35	659	:
213 Supporting, auxiliary and other services	6 566	36	:	724	52	119	1 961	:
214 Other transportation	8 168	749	:	1 872	44	301	1 020	:
<b>236 Travel</b>	<b>42 036</b>	<b>1 692</b>	:	<b>11 725</b>	<b>417</b>	<b>1 354</b>	<b>5 662</b>	:
<b>981 Other services</b>	<b>74 876</b>	<b>5 042</b>	:	<b>17 174</b>	<b>672</b>	<b>3 004</b>	<b>13 935</b>	:
245 Communications services	3 030	79	:	758	29	122	153	:
249 Construction services	4 991	40	:	1 938	32	37	530	:
253 Insurance services	4 078	244	:	342	46	202	1 490	:
260 Financial services	7 537	1 198	:	138	64	100	3 506	:
262 Computer and information services	2 775	128	:	337	29	154	321	:
266 Royalties and licence fees	10 222	660	:	2 637	21	395	941	:
268 Other business services	33 108	2 346	:	9 494	272	1 265	5 391	:
269 Merchanting and other trade-related serv.	8 623	647	:	3 770	39	274	1 381	:
270 Merchanting	296	0	:	295	0	0	0	:
271 Other trade related services	8 328	647	:	3 475	39	274	1 381	:
272 Operational leasing	2 069	128	:	27	16	79	783	:
273 Misc. business, prof. and technical serv.	22 416	1 571	:	5 697	216	912	3 227	:
274 Legal, account., man., cons. and pub. rel.	3 076	80	:	1 529	21	118	421	:
278 Adv., market res. and polling	2 307	134	:	795	26	166	225	:
279 Research and development	1 904	65	:	934	17	49	224	:
280 Architect., engin. and other technical	3 973	152	:	778	31	94	510	:
281 Agric., mining and on-site processing	1 063	34	:	10	12	6	214	:
284 Other	3 067	66	:	449	34	324	784	:
285 Serv. between affiliated enterprises, nie	7 026	1 038	:	1 203	76	156	848	:
287 Personal, cultural and recreational services	4 081	89	:	884	10	270	687	:
288 Audio-visual and related services	3 069	57	:	884	5	215	485	:
289 Other personal, cultural and recreational	1 012	32	:	:	5	56	202	:
291 Government services, n i e	5 053	258	:	645	168	458	917	:
<b>982 Services not allocated</b>	<b>1 784</b>	<b>0</b>	:	<b>0</b>	<b>0</b>	<b>0</b>	<b>815</b>	:
<b>300 INCOME</b>	<b>197 886</b>	<b>16 824</b>	:	<b>23 259</b>	<b>1 301</b>	<b>1 883</b>	<b>24 414</b>	:
310 Compensation of employees	4 530	0	:	2 211	77	44	289	:
320 Investment Income	193 356	16 824	:	21 047	1 224	1 839	24 125	:
<b>379 CURRENT TRANSFERS</b>	<b>43 663</b>	<b>1 881</b>	:	<b>16 931</b>	<b>17</b>	<b>807</b>	<b>4 749</b>	:
<b>993 CURRENT ACCOUNT</b>	<b>911 581</b>	<b>54 314</b>	:	<b>216 526</b>	<b>7 358</b>	<b>35 082</b>	<b>121 540</b>	:
<b>994 CAPITAL ACCOUNT</b>	:	:	:	:	:	:	:	:
<b>010 CURRENT + CAPITAL ACCOUNT</b>	:	:	:	:	:	:	:	:
<b>995 FINANCIAL ACCOUNT</b>	:	:	:	:	:	:	:	:
<b>998 NET ERRORS AND OMISSIONS</b>	:	:	:	:	:	:	:	:

## 3.2.

Year: 1994

Partner: Extra EUR15

(Mio ECU)

I	NL	A	P	FIN	S	UK	EUI		
<b>Debit</b>									
51 610	42 516	14 451	5 601	8 150	:	81 503	10	<b>GOODS</b>	100
18 268	14 266	6 028	1 469	2 151	:	24 848	109	<b>SERVICES</b>	200
6 624	5 216	0	554	728	:	7 880	1	<b>Transportation</b>	205
5 378	3 611	:	232	573	:	2 402	0	Sea transport	206
85	28	:	1	88	:	23	0	Passenger transport on sea	207
3 221	2 937	:	204	439	:	1 068	0	Freight transport on sea	208
2 071	645	:	27	45	:	1 311	0	Support. auxiliary and other services	209
1 211	1 210	:	221	142	:	5 447	0	Air transport	210
971	645	:	104	96	:	2 878	0	Passenger transport by air	211
0	72	:	103	26	:	494	0	Freight transport by air	212
240	492	:	14	20	:	2 075	0	Supporting, auxiliary and other services	213
35	396	:	101	13	:	31	0	Other transportation	214
4 209	2 066	2 830	339	452	:	7 845	3	<b>Travel</b>	236
6 610	6 983	3 198	576	971	:	9 123	104	<b>Other services</b>	981
313	142	35	33	39	:	1 094	5	Communications services	245
493	931	241	6	21	:	0	0	Construction services	249
357	223	149	65	-1	:	314	0	Insurance services	253
1 563	107	365	38	89	:	0	3	Financial services	260
226	:	:	7	137	:	833	12	Computer and information services	262
840	1 544	180	44	147	:	1 726	0	Royalties and licence fees	266
2 279	3 496	2 145	241	428	:	2 948	18	Other business services	268
67	1 126	462	43	125	:	0	0	Merchandising and other trade-related serv.	269
0	0	:	0	1	:	0	0	Merchandising	270
67	1 126	:	43	125	:	0	0	Other trade related services	271
97	212	43	64	8	:	454	0	Operational leasing	272
2 115	2 158	1 641	134	295	:	2 494	18	Misc. business, prof. and technical serv.	273
211	:	:	22	35	:	0	4	Legal, account., man., cons. and pub. rel.	274
290	:	:	24	61	:	0	0	Adv., market res. and polling	278
98	:	:	4	25	:	0	15	Research and development	279
374	1 279	:	22	39	:	291	0	Architect., engin. and other technical	280
106	:	:	1	15	:	461	0	Agric., mining and on-site processing	281
347	151	:	42	20	:	444	0	Other	284
689	728	:	20	100	:	1 298	0	Serv. between affiliated enterprises, nie	285
454	:	27	45	39	:	608	0	Personal, cultural and recreational services	287
397	:	:	38	30	:	608	0	Audio-visual and related services	288
57	:	:	7	8	:	0	0	Other personal, cultural and recreational	289
85	540	56	99	73	:	1 599	66	Government services, n i e	291
825	0	0	0	0	:	0	0	<b>Services not allocated</b>	982
9 551	9 086	2 511	567	1 292	:	49 991	1 363	<b>INCOME</b>	300
899	218	69	24	3	:	77	3	Compensation of employees	310
8 652	8 867	2 442	543	1 289	:	49 914	1 360	Investment Income	320
3 753	2 286	767	167	272	:	5 002	3 675	<b>CURRENT TRANSFERS</b>	379
83 182	68 154	:	:	11 864	:	161 344	5 156	<b>CURRENT ACCOUNT</b>	993
:	:	:	:	:	:	:	:	<b>CAPITAL ACCOUNT</b>	994
:	:	23 757	7 804	:	:	:	:	<b>CURRENT + CAPITAL ACCOUNT</b>	010
:	:	:	:	:	:	:	:	<b>FINANCIAL ACCOUNT</b>	995
:	:	:	:	:	:	:	:	<b>NET ERRORS AND OMISSIONS</b>	998

**3.3.**
**Year: 1994**
**Partner: Extra EUR15**

(Mio ECU)

	EUR15*	BLEU	DK	D	GR	E	F	IRL
	<b>Net</b>							
<b>100 GOODS</b>	-	<b>-2 050</b>	:	<b>11 838</b>	<b>-2 727</b>	<b>-8 578</b>	<b>2 393</b>	:
<b>200 SERVICES</b>	-	<b>-461</b>	:	<b>-11 061</b>	<b>3 304</b>	<b>462</b>	<b>7 503</b>	:
<b>205 Transportation</b>	-	<b>315</b>	:	<b>-1 297</b>	<b>1 155</b>	<b>-345</b>	<b>406</b>	:
206 Sea transport	-	139	:	-1 086	582	-333	-904	:
207 Passenger transport on sea	-	-2	:	-77	52	4	-26	:
208 Freight transport on sea	-	79	:	-88	486	-358	-862	:
209 Support. auxiliary and other services	-	62	:	-921	43	22	-16	:
210 Air transport	-	53	:	840	507	52	231	:
211 Passenger transport by air	-	31	:	194	336	-70	-404	:
212 Freight transport by air	-	43	:	667	108	69	166	:
213 Supporting, auxiliary and other services	-	-22	:	-21	63	53	469	:
214 Other transportation	-	123	:	-1 052	66	-65	1 079	:
<b>236 Travel</b>	-	<b>-940</b>	:	<b>-8 785</b>	<b>731</b>	<b>1 322</b>	<b>5 456</b>	:
<b>981 Other services</b>	-	<b>163</b>	:	<b>-979</b>	<b>1 419</b>	<b>-515</b>	<b>-55</b>	:
245 Communications services	-	52	:	-427	50	37	16	:
249 Construction services	-	148	:	377	184	177	1 074	:
253 Insurance services	-	16	:	213	-40	145	463	:
260 Financial services	-	1	:	298	321	96	215	:
262 Computer and information services	-	13	:	-77	88	250	-186	:
266 Royalties and licence fees	-	-299	:	-1 623	-21	-331	-360	:
268 Other business services	-	18	:	-3 395	944	-413	-563	:
269 Merchating and other trade-related serv.	-	-262	:	-2 157	60	-161	-1 535	:
270 Merchating	-	-7	:	909	-28	19	-802	:
271 Other trade related services	-	-255	:	-3 066	88	-180	-733	:
272 Operational leasing	-	-44	:	93	35	-49	-599	:
273 Misc. business, prof. and technical serv.	-	325	:	-1 330	849	-204	1 571	:
274 Legal, account., man., cons. and pub. rel.	-	-19	:	-966	80	-11	111	:
278 Adv., market res. and polling	-	53	:	-510	83	-47	-103	:
279 Research and development	-	0	:	-212	106	18	140	:
280 Architect., engin. and other technical	-	12	:	49	169	-1	808	:
281 Agric., mining and on-site processing	-	-14	:	-3	17	0	-75	:
284 Other	-	-27	:	1 010	175	-85	401	:
285 Serv. between affiliated enterprises, nie	-	320	:	-698	218	-78	290	:
287 Personal, cultural and recreational services	-	36	:	-866	38	-189	-179	:
288 Audio-visual and related services	-	4	:	-866	-5	-174	-268	:
289 Other personal, cultural and recreational	-	31	:	:	43	-15	88	:
291 Government services, n i e	-	178	:	4 520	-145	-287	-535	:
<b>982 Services not allocated</b>	-	<b>0</b>	:	<b>0</b>	<b>0</b>	<b>0</b>	<b>1 695</b>	:
<b>300 INCOME</b>	-	<b>817</b>	:	<b>897</b>	<b>-818</b>	<b>-23</b>	<b>5 010</b>	:
310 Compensation of employees	-	127	:	-657	74	-4	1 473	:
320 Investment Income	-	690	:	1 553	-892	-19	3 537	:
<b>379 CURRENT TRANSFERS</b>	-	<b>-666</b>	:	<b>-11 405</b>	<b>892</b>	<b>469</b>	<b>-3 577</b>	:
<b>993 CURRENT ACCOUNT</b>	-	<b>-2 361</b>	:	<b>-9 731</b>	<b>651</b>	<b>-7 670</b>	<b>11 329</b>	:
<b>994 CAPITAL ACCOUNT</b>	:	:	:	:	:	:	:	:
<b>010 CURRENT + CAPITAL ACCOUNT</b>	:	:	:	:	:	:	:	:
<b>995 FINANCIAL ACCOUNT</b>	:	:	:	:	:	:	:	:
<b>998 NET ERRORS AND OMISSIONS</b>	:	:	:	:	:	:	:	:

\* Due to Intra EUR15 asymmetries, it is preferable to use the net of EUR15 with the World that is considered to be closer to the correct Extra EUR15 balance



## 3.3.

Year: 1994

Partner: Extra EUR15

(Mio ECU)

I	NL	A	P	FIN	S	UK	EUI		
<b>Net</b>									
16 196	-17 737	-1 445	-2 576	2 157	:	-6 655	-10	<b>GOODS</b>	<b>100</b>
915	958	2 552	-122	-686	:	9 302	-108	<b>SERVICES</b>	<b>200</b>
-33	925	587	-197	-285	:	210	-1	<b>Transportation</b>	<b>205</b>
110	-1 524	:	-154	-296	:	599	0	Sea transport	206
207	-23	:	0	9	:	424	0	Passenger transport on sea	207
1 827	-1 242	:	-166	-414	:	723	0	Freight transport on sea	208
-1 924	-259	:	13	110	:	-548	0	Support. auxiliary and other services	209
-385	1 693	:	37	-15	:	-479	0	Air transport	210
-367	1 198	:	110	7	:	260	0	Passenger transport by air	211
191	389	:	-88	-24	:	-12	0	Freight transport by air	212
-209	106	:	16	2	:	-728	0	Supporting, auxiliary and other services	213
242	756	:	-81	26	:	90	0	Other transportation	214
2 482	-913	-871	239	-40	:	344	-3	<b>Travel</b>	<b>236</b>
-1 499	946	2 836	-164	-361	:	8 748	-104	<b>Other services</b>	<b>981</b>
-144	72	-19	42	-12	:	-162	-5	Communications services	245
894	1 094	162	25	38	:	0	0	Construction services	249
236	-223	-8	-42	-34	:	731	0	Insurance services	253
-742	-2	-40	-9	-20	:	3 000	-3	Financial services	260
-175	:	:	-1	39	:	-34	-12	Computer and information services	262
-581	-703	-120	-31	-124	:	575	0	Royalties and licence fees	266
-795	676	2 546	-68	-202	:	3 656	-18	Other business services	268
-331	-8	1 347	-14	-87	:	371	0	Merchanting and other trade-related serv.	269
-289	459	:	-4	-29	:	14	0	Merchanting	270
-42	-467	:	-10	-58	:	357	0	Other trade related services	271
-23	43	170	-57	-2	:	-119	0	Operational leasing	272
-442	641	1 029	3	-113	:	3 404	-18	Misc. business, prof. and technical serv.	273
-103	:	:	-6	-6	:	655	-4	Legal, account., man., cons. and pub. rel.	274
-149	:	:	-6	-51	:	43	0	Adv., market res. and polling	278
-15	:	:	1	-21	:	14	-15	Research and development	279
211	163	:	0	32	:	1 742	0	Architect., engin. and other technical	280
-30	:	:	3	-8	:	170	0	Agric., mining and on-site processing	281
-198	-32	:	14	25	:	593	0	Other	284
-157	511	:	-2	-84	:	187	0	Serv. between affiliated enterprises, nie	285
-353	:	0	-6	-17	:	1 135	0	Personal, cultural and recreational services	287
-327	:	:	-17	-19	:	15	0	Audio-visual and related services	288
-26	:	:	11	2	:	1 120	0	Other personal, cultural and recreational	289
161	33	316	-74	-30	:	-153	-66	Government services, n i e	291
-34	0	0	0	0	:	0	0	<b>Services not allocated</b>	<b>982</b>
-2 115	-218	291	15	-901	:	343	-796	<b>INCOME</b>	<b>300</b>
-61	-126	259	21	7	:	105	-3	Compensation of employees	310
-2 054	-92	33	-6	-908	:	239	-793	Investment Income	320
-2 530	-1 859	-343	1 126	-178	:	-4 415	-3 649	<b>CURRENT TRANSFERS</b>	<b>379</b>
12 467	-18 857	:	:	391	:	-1 425	-4 563	<b>CURRENT ACCOUNT</b>	<b>993</b>
:	:	:	:	:	:	:	:	<b>CAPITAL ACCOUNT</b>	<b>994</b>
:	:	1 056	-1 558	:	:	:	:	<b>CURRENT + CAPITAL ACCOUNT</b>	<b>010</b>
:	:	:	:	:	:	:	:	<b>FINANCIAL ACCOUNT</b>	<b>995</b>
:	:	:	:	:	:	:	:	<b>NET ERRORS AND OMISSIONS</b>	<b>998</b>

**3.4.**
**Year: 1994**
**Partner: Extra EUR15**
**Share of each country in the total EUR15**

	(in %)							
	EUR15	BLEU	DK	D	GR	E	F	IRL
	<b>Credit</b>							
100 GOODS	100	5	:	30	0	4	13	:
200 SERVICES	100	5	:	14	3	3	20	:
205 Transportation	100	5	:	14	3	2	17	:
206 Sea transport	100	5	:	10	4	1	8	:
207 Passenger transport on sea	100	0	:	0	5	1	0	:
208 Freight transport on sea	100	6	:	11	3	1	7	:
209 Support. auxiliary and other services	100	4	:	13	4	2	15	:
210 Air transport	100	2	:	19	3	2	22	:
211 Passenger transport by air	100	2	:	22	4	1	13	:
212 Freight transport by air	100	3	:	27	4	3	28	:
213 Supporting, auxiliary and other services	100	0	:	10	2	2	35	:
214 Other transportation	100	11	:	11	1	3	28	:
236 Travel	100	2	:	7	3	7	27	:
981 Other services	100	6	:	19	2	3	16	:
245 Communications services	100	5	:	13	3	6	7	:
249 Construction services	100	2	:	25	2	2	17	:
253 Insurance services	100	5	:	10	0	6	36	:
260 Financial services	100	10	:	4	3	2	32	:
262 Computer and information services	100	5	:	9	4	14	5	:
266 Royalties and licence fees	100	6	:	16	0	1	9	:
268 Other business services	100	7	:	17	3	2	14	:
269 Merchanting and other trade-related serv.	100	7	:	30	2	2	-3	:
270 Merchanting	100	-	:	66	-2	1	-44	:
271 Other trade related services	100	11	:	11	4	3	18	:
272 Operational leasing	100	6	:	8	3	2	12	:
273 Misc. business, prof. and technical serv.	100	7	:	15	4	2	17	:
274 Legal, account., man., cons. and pub. rel.	100	2	:	20	4	4	19	:
278 Adv., market res. and polling	100	12	:	18	7	8	8	:
279 Research and development	100	3	:	31	5	3	16	:
280 Architect., engin. and other technical	100	2	:	11	3	1	17	:
281 Agric., mining and on-site processing	100	2	:	1	2	1	12	:
284 Other	100	1	:	26	4	4	21	:
285 Serv. between affiliated enterprises, nie	100	19	:	7	4	1	16	:
287 Personal, cultural and recreational services	100	4	:	1	2	3	16	:
288 Audio-visual and related services	100	5	:	2	0	3	18	:
289 Other personal, cultural and recreational	100	3	:	:	2	2	15	:
291 Government services, n i e	100	5	:	57	0	2	4	:
982 Services not allocated	100	-	:	0	0	0	66	:
300 INCOME	100	9	:	13	0	1	16	:
310 Compensation of employees	100	2	:	28	3	1	32	:
320 Investment Income	100	10	:	12	0	1	15	:
379 CURRENT TRANSFERS	100	8	:	39	6	9	8	:
993 CURRENT ACCOUNT	100	6	:	23	1	3	15	:

## 3.4.

Year: 1994

Partner: Extra EUR15

## Share of each country in the total EUR15

(in %)									
I	NL	A	P	FIN	S	UK	EUI		
<b>Credit</b>									
14	5	3	1	2	:	15	0	<b>GOODS</b>	<b>100</b>
11	8	5	1	1	:	19	0	<b>SERVICES</b>	<b>200</b>
13	12	1	1	1	:	16	0	<b>Transportation</b>	<b>205</b>
25	9	:	0	1	:	14	0	Sea transport	206
26	0	:	0	9	:	40	0	Passenger transport on sea	207
29	10	:	0	0	:	10	0	Freight transport on sea	208
4	11	:	1	4	:	22	0	Support. auxiliary and other services	209
4	14	:	1	1	:	23	0	Air transport	210
5	16	:	2	1	:	27	0	Passenger transport by air	211
6	15	:	1	0	:	16	0	Freight transport by air	212
0	9	:	0	0	:	19	0	Supporting, auxiliary and other services	213
4	15	:	0	1	:	2	0	Other transportation	214
16	3	5	1	1	:	20	0	<b>Travel</b>	<b>236</b>
6	9	7	0	1	:	21	0	<b>Other services</b>	<b>981</b>
7	8	1	3	1	:	37	0	Communications services	245
15	22	4	0	1	:	0	0	Construction services	249
11	0	3	0	-1	:	19	0	Insurance services	253
7	1	3	0	1	:	26	0	Financial services	260
2	:	:	0	6	:	29	0	Computer and information services	262
4	14	1	0	0	:	37	0	Royalties and licence fees	266
4	12	13	0	1	:	19	0	Other business services	268
-5	21	33	1	1	:	7	0	Merchanting and other trade-related serv.	269
-16	25	:	-	-2	:	1	0	Merchanting	270
1	18	:	1	2	:	10	0	Other trade related services	271
5	17	14	0	0	:	23	0	Operational leasing	272
6	10	9	0	1	:	21	0	Misc. business, prof. and technical serv.	273
4	:	:	1	1	:	23	0	Legal, account., man., cons. and pub. rel.	274
9	:	:	1	1	:	3	0	Adv., market res. and polling	278
4	:	:	0	0	:	1	0	Research and development	279
7	18	:	0	1	:	26	0	Architect., engin. and other technical	280
6	:	:	0	1	:	53	0	Agric., mining and on-site processing	281
3	2	:	1	1	:	19	0	Other	284
7	17	:	0	0	:	20	0	Serv. between affiliated enterprises, nie	285
3	:	1	1	1	:	56	0	Personal, cultural and recreational services	287
6	:	:	2	1	:	51	0	Audio-visual and related services	288
2	:	:	1	1	:	59	0	Other personal, cultural and recreational	289
3	6	4	0	0	:	16	0	Government services, n i e	291
21	0	0	0	0	:	0	0	<b>Services not allocated</b>	<b>982</b>
4	5	1	0	0	:	27	0	<b>INCOME</b>	<b>300</b>
15	2	6	1	0	:	3	0	Compensation of employees	310
4	5	1	0	0	:	27	0	Investment Income	320
9	3	3	9	1	:	4	0	<b>CURRENT TRANSFERS</b>	<b>379</b>
11	6	:	:	1	:	18	0	<b>CURRENT ACCOUNT</b>	<b>993</b>

**3.5.**
**Year: 1994**
**Partner: Extra EUR15**
**Share of each country in the total EUR15**

	(in %)							
	EUR15	BLEU	DK	D	GR	E	F	IRL
	<b>Debit</b>							
100 GOODS	100	5	:	28	1	5	13	:
200 SERVICES	100	5	:	22	1	3	17	:
205 Transport	100	4	:	17	1	3	17	:
206 Sea transport	100	4	:	15	1	3	12	:
207 Passenger transport on sea	100	1	:	20	2	2	7	:
208 Freight transport on sea	100	6	:	13	1	4	15	:
209 Support. auxiliary and other services	100	1	:	17	1	1	7	:
210 Air transport	100	2	:	18	1	2	25	:
211 Passenger transport by air	100	2	:	23	1	2	19	:
212 Freight transport by air	100	3	:	9	1	2	43	:
213 Supporting, auxiliary and other services	100	1	:	11	1	2	30	:
214 Other transportation	100	9	:	23	1	4	12	:
236 Travel	100	4	:	28	1	3	13	:
981 Other services	100	7	:	23	1	4	19	:
245 Communications services	100	3	:	25	1	4	5	:
249 Construction services	100	1	:	39	1	1	11	:
253 Insurance services	100	6	:	8	1	5	37	:
260 Financial services	100	16	:	2	1	1	47	:
262 Computer and information services	100	5	:	12	1	6	12	:
266 Royalties and licence fees	100	6	:	26	0	4	9	:
268 Other business services	100	7	:	29	1	4	16	:
269 Merchanting and other trade-related serv.	100	8	:	44	0	3	16	:
270 Merchanting	100	0	:	100	0	0	0	:
271 Other trade related services	100	8	:	42	0	3	17	:
272 Operational leasing	100	6	:	1	1	4	38	:
273 Misc. business, prof. and technical serv.	100	7	:	25	1	4	14	:
274 Legal, account., man., cons. and pub. rel.	100	3	:	50	1	4	14	:
278 Adv., market res. and polling	100	6	:	34	1	7	10	:
279 Research and development	100	3	:	49	1	3	12	:
280 Architect., engin. and other technical	100	4	:	20	1	2	13	:
281 Agric., mining and on-site processing	100	3	:	1	1	1	20	:
284 Other	100	2	:	15	1	11	26	:
285 Serv. between affiliated enterprises, nie	100	15	:	17	1	2	12	:
287 Personal, cultural and recreational services	100	2	:	22	0	7	17	:
288 Audio-visual and related services	100	2	:	29	0	7	16	:
289 Other personal, cultural and recreational	100	3	:	:	0	5	20	:
291 Government services, n i e	100	5	:	13	3	9	18	:
982 Services not allocated	100	0	:	0	0	0	46	:
300 INCOME	100	9	:	12	1	1	12	:
310 Compensation of employees	100	0	:	49	2	1	6	:
320 Investment Income	100	9	:	11	1	1	12	:
379 CURRENT TRANSFERS	100	4	:	39	0	2	11	:
993 CURRENT ACCOUNT	100	6	:	24	1	4	13	:

## 3.5.

Year: 1994

Partner: Extra EUR15

## Share of each country in the total EUR15

(in %)									
I	NL	A	P	FIN	S	UK	EUI		
<b>Debit</b>									
10	8	3	1	2	:	16	0	<b>GOODS</b>	<b>100</b>
11	9	4	1	1	:	15	0	<b>SERVICES</b>	<b>200</b>
13	11	0	1	1	:	16	0	<b>Transport</b>	<b>205</b>
23	16	:	1	3	:	10	0	Sea transport	206
21	7	:	0	21	:	6	0	Passenger transport on sea	207
22	20	:	1	3	:	7	0	Freight transport on sea	208
26	8	:	0	1	:	17	0	Support. auxiliary and other services	209
7	7	:	1	1	:	30	0	Air transport	210
10	6	:	1	1	:	29	0	Passenger transport by air	211
0	5	:	7	2	:	33	0	Freight transport by air	212
4	7	:	0	0	:	32	0	Supporting, auxiliary and other services	213
0	5	:	1	0	:	0	0	Other transportation	214
10	5	7	1	1	:	19	0	<b>Travel</b>	<b>236</b>
9	9	4	1	1	:	12	0	<b>Other services</b>	<b>981</b>
10	5	1	1	1	:	36	0	Communications services	245
10	19	5	0	0	:	0	0	Construction services	249
9	5	4	2	0	:	8	0	Insurance services	253
21	1	5	0	1	:	0	0	Financial services	260
8	:	:	0	5	:	30	0	Computer and information services	262
8	15	2	0	1	:	17	0	Royalties and licence fees	266
7	11	6	1	1	:	9	0	Other business services	268
1	13	5	0	1	:	0	0	Merchandising and other trade-related serv.	269
0	0	:	0	0	:	0	0	Merchandising	270
1	14	:	1	2	:	0	0	Other trade related services	271
5	10	2	3	0	:	22	0	Operational leasing	272
9	10	7	1	1	:	11	0	Misc. business, prof. and technical serv.	273
7	:	:	1	1	:	0	0	Legal, account., man., cons. and pub. rel.	274
13	:	:	1	3	:	0	0	Adv., market res. and polling	278
5	:	:	0	1	:	0	1	Research and development	279
9	32	:	1	1	:	7	0	Architect., engin. and other technical	280
10	:	:	0	1	:	43	0	Agric., mining and on-site processing	281
11	5	:	1	1	:	14	0	Other	284
10	10	:	0	1	:	18	0	Serv. between affiliated enterprises, nie	285
11	:	1	1	1	:	15	0	Personal, cultural and recreational services	287
13	:	:	1	1	:	20	0	Audio-visual and related services	288
6	:	:	1	1	:	0	0	Other personal, cultural and recreational	289
2	11	1	2	1	:	32	1	Government services, n i e	291
46	0	0	0	0	:	0	0	<b>Services not allocated</b>	<b>982</b>
5	5	1	0	1	:	25	1	<b>INCOME</b>	<b>300</b>
20	5	2	1	0	:	2	0	Compensation of employees	310
4	5	1	0	1	:	26	1	Investment Income	320
9	5	2	0	1	:	11	8	<b>CURRENT TRANSFERS</b>	<b>379</b>
9	7	:	:	1	:	18	1	<b>CURRENT ACCOUNT</b>	<b>993</b>

**3.6.**
**Year: 1994**
**Partner: Extra EUR15**
**Structure of the current account for EUR15 and each Member State**

	(in %)							
	EUR15	BLEU	DK	D	GR	E	F	IRL
	<b>Credit</b>							
<b>993 CURRENT ACCOUNT</b>	<b>100</b>	<b>100</b>	<b>100</b>	<b>100</b>	<b>100</b>	<b>100</b>	<b>100</b>	<b>100</b>
<b>100 GOODS</b>	<b>57</b>	<b>48</b>	<b>:</b>	<b>73</b>	<b>22</b>	<b>66</b>	<b>50</b>	<b>:</b>
<b>200 SERVICES</b>	<b>21</b>	<b>16</b>	<b>:</b>	<b>13</b>	<b>61</b>	<b>22</b>	<b>27</b>	<b>:</b>
<b>205 Transport</b>	<b>6</b>	<b>5</b>	<b>:</b>	<b>3</b>	<b>20</b>	<b>3</b>	<b>6</b>	<b>:</b>
206 Sea transport	3	2	:	1	10	1	1	:
207 Passenger transport on sea	0	0	:	0	1	0	0	:
208 Freight transport on sea	2	2	:	1	8	1	1	:
209 Support. auxiliary and other services	0	0	:	0	2	0	0	:
210 Air transport	2	1	:	2	9	2	4	:
211 Passenger transport by air	1	0	:	1	6	1	1	:
212 Freight transport by air	0	0	:	0	1	0	1	:
213 Supporting, auxiliary and other services	1	0	:	0	1	1	2	:
214 Other transportation	1	2	:	0	1	1	2	:
<b>236 Travel</b>	<b>5</b>	<b>1</b>	<b>:</b>	<b>1</b>	<b>14</b>	<b>10</b>	<b>8</b>	<b>:</b>
<b>981 Other services</b>	<b>10</b>	<b>10</b>	<b>:</b>	<b>8</b>	<b>26</b>	<b>9</b>	<b>10</b>	<b>:</b>
245 Communications services	0	0	:	0	1	1	0	:
249 Construction services	1	0	:	1	3	1	1	:
253 Insurance services	1	1	:	0	0	1	1	:
260 Financial services	1	2	:	0	5	1	3	:
262 Computer and information services	0	0	:	0	1	1	0	:
266 Royalties and licence fees	1	1	:	0	0	0	0	:
268 Other business services	4	5	:	3	15	3	4	:
269 Merchanting and other trade-related serv.	1	1	:	1	1	0	0	:
270 Merchanting	0	0	:	1	0	0	-1	:
271 Other trade related services	0	1	:	0	2	0	0	:
272 Operational leasing	0	0	:	0	1	0	0	:
273 Misc. business, prof. and technical serv.	3	4	:	2	13	3	4	:
274 Legal, account., man., cons. and pub. rel.	0	0	:	0	1	0	0	:
278 Adv., market res. and polling	0	0	:	0	1	0	0	:
279 Research and development	0	0	:	0	2	0	0	:
280 Architect., engin. and other technical	1	0	:	0	2	0	1	:
281 Agric., mining and on-site processing	0	0	:	0	0	0	0	:
284 Other	1	0	:	1	3	1	1	:
285 Serv. between affiliated enterprises, nie	1	3	:	0	4	0	1	:
287 Personal, cultural and recreational services	0	0	:	0	1	0	0	:
288 Audio-visual and related services	0	0	:	0	0	0	0	:
289 Other personal, cultural and recreational	0	0	:	:	1	0	0	:
291 Government services, n i e	1	1	:	2	0	1	0	:
<b>982 Services not allocated</b>	<b>0</b>	<b>0</b>	<b>:</b>	<b>0</b>	<b>0</b>	<b>0</b>	<b>2</b>	<b>:</b>
<b>300 INCOME</b>	<b>21</b>	<b>34</b>	<b>:</b>	<b>12</b>	<b>6</b>	<b>7</b>	<b>22</b>	<b>:</b>
310 Compensation of employees	1	0	:	1	2	0	1	:
320 Investment Income	21	34	:	11	4	7	21	:
<b>379 CURRENT TRANSFERS</b>	<b>2</b>	<b>2</b>	<b>:</b>	<b>3</b>	<b>11</b>	<b>5</b>	<b>1</b>	<b>:</b>

3.6.

Year: 1994

Partner: Extra EUR15

## Structure of the current account for EUR15 and each Member State

(in %)									
I	NL	A	P	FIN	S	UK	EUI		
<b>Credit</b>									
100	100	100	100	100	100	100	100	<b>CURRENT ACCOUNT</b>	<b>993</b>
71	50	:	:	84	:	47	0	<b>GOODS</b>	<b>100</b>
20	31	:	:	12	:	21	0	<b>SERVICES</b>	<b>200</b>
7	12	:	:	4	:	5	0	<b>Transport</b>	<b>205</b>
6	4	:	:	2	:	2	0	Sea transport	206
0	0	:	:	1	:	0	0	Passenger transport on sea	207
5	3	:	:	0	:	1	0	Freight transport on sea	208
0	1	:	:	1	:	0	0	Support. auxiliary and other services	209
1	6	:	:	1	:	3	0	Air transport	210
1	4	:	:	1	:	2	0	Passenger transport by air	211
0	1	:	:	0	:	0	0	Freight transport by air	212
0	1	:	:	0	:	1	0	Supporting, auxiliary and other services	213
0	2	:	:	0	:	0	0	Other transportation	214
7	2	:	:	3	:	5	0	<b>Travel</b>	<b>236</b>
5	16	:	:	5	:	11	0	<b>Other services</b>	<b>981</b>
0	0	:	:	0	:	1	0	Communications services	245
1	4	:	:	0	:	0	0	Construction services	249
1	0	:	:	0	:	1	0	Insurance services	253
1	0	:	:	1	:	2	0	Financial services	260
0	:	:	:	1	:	0	0	Computer and information services	262
0	2	:	:	0	:	1	0	Royalties and licence fees	266
2	8	:	:	2	:	4	0	Other business services	268
0	2	:	:	0	:	0	0	Merchanting and other trade-related serv.	269
0	1	:	:	0	:	0	0	Merchanting	270
0	1	:	:	1	:	0	0	Other trade related services	271
0	1	:	:	0	:	0	0	Operational leasing	272
2	6	:	:	1	:	4	0	Misc. business, prof. and technical serv.	273
0	:	:	:	0	:	0	0	Legal, account., man., cons. and pub. rel.	274
0	:	:	:	0	:	0	0	Adv., market res. and polling	278
0	:	:	:	0	:	0	0	Research and development	279
1	3	:	:	1	:	1	0	Architect., engin. and other technical	280
0	:	:	:	0	:	0	0	Agric., mining and on-site processing	281
0	0	:	:	0	:	1	0	Other	284
1	3	:	:	0	:	1	0	Serv. between affiliated enterprises, nie	285
0	:	:	:	0	:	1	0	Personal, cultural and recreational services	287
0	:	:	:	0	:	0	0	Audio-visual and related services	288
0	:	:	:	0	:	1	0	Other personal, cultural and recreational	289
0	1	:	:	0	:	1	0	Government services, n i e	291
1	0	:	:	0	:	0	0	<b>Services not allocated</b>	<b>982</b>
8	18	:	:	3	:	31	96	<b>INCOME</b>	<b>300</b>
1	0	:	:	0	:	0	0	Compensation of employees	310
7	18	:	:	3	:	31	96	Investment Income	320
1	1	:	:	1	:	0	4	<b>CURRENT TRANSFERS</b>	<b>379</b>

## 3.7.

Year: 1994

Partner: Extra EUR15

## Structure of the current account for EUR15 and each Member State

	(in %)							
	EUR15	BLEU	DK	D	GR	E	F	IRL
	<b>Debit</b>							
<b>993 CURRENT ACCOUNT</b>	<b>100</b>	<b>100</b>	<b>100</b>	<b>100</b>	<b>100</b>	<b>100</b>	<b>100</b>	<b>100</b>
<b>100 GOODS</b>	<b>55</b>	<b>49</b>	:	<b>64</b>	<b>61</b>	<b>76</b>	<b>52</b>	:
<b>200 SERVICES</b>	<b>18</b>	<b>16</b>	:	<b>17</b>	<b>21</b>	<b>16</b>	<b>24</b>	:
<b>205 Transport</b>	<b>5</b>	<b>4</b>	:	<b>4</b>	<b>6</b>	<b>4</b>	<b>7</b>	:
206 Sea transport	3	2	:	2	3	2	2	:
207 Passenger transport on sea	0	0	:	0	0	0	0	:
208 Freight transport on sea	2	2	:	1	2	2	2	:
209 Support. auxiliary and other services	1	0	:	1	1	0	0	:
210 Air transport	2	1	:	1	3	1	4	:
211 Passenger transport by air	1	0	:	1	2	1	2	:
212 Freight transport by air	0	0	:	0	0	0	1	:
213 Supporting, auxiliary and other services	1	0	:	0	1	0	2	:
214 Other transportation	1	1	:	1	1	1	1	:
<b>236 Travel</b>	<b>5</b>	<b>3</b>	:	<b>5</b>	<b>6</b>	<b>4</b>	<b>5</b>	:
<b>981 Other services</b>	<b>8</b>	<b>9</b>	:	<b>8</b>	<b>9</b>	<b>9</b>	<b>11</b>	:
245 Communications services	0	0	:	0	0	0	0	:
249 Construction services	1	0	:	1	0	0	0	:
253 Insurance services	0	0	:	0	1	1	1	:
260 Financial services	1	2	:	0	1	0	3	:
262 Computer and information services	0	0	:	0	0	0	0	:
266 Royalties and licence fees	1	1	:	1	0	1	1	:
268 Other business services	4	4	:	4	4	4	4	:
269 Merchanting and other trade-related serv.	1	1	:	2	1	1	1	:
270 Merchanting	0	0	:	0	0	0	0	:
271 Other trade related services	1	1	:	2	1	1	1	:
272 Operational leasing	0	0	:	0	0	0	1	:
273 Misc. business, prof. and technical serv.	2	3	:	3	3	3	3	:
274 Legal, account., man., cons. and pub. rel.	0	0	:	1	0	0	0	:
278 Adv., market res. and polling	0	0	:	0	0	0	0	:
279 Research and development	0	0	:	0	0	0	0	:
280 Architect., engin. and other technical	0	0	:	0	0	0	0	:
281 Agric., mining and on-site processing	0	0	:	0	0	0	0	:
284 Other	0	0	:	0	0	1	1	:
285 Serv. between affiliated enterprises, nie	1	2	:	1	1	0	1	:
287 Personal, cultural and recreational services	0	0	:	0	0	1	1	:
288 Audio-visual and related services	0	0	:	0	0	1	0	:
289 Other personal, cultural and recreational	0	0	:	:	0	0	0	:
291 Government services, n i e	1	0	:	0	2	1	1	:
<b>982 Services not allocated</b>	<b>0</b>	<b>0</b>	:	<b>0</b>	<b>0</b>	<b>0</b>	<b>1</b>	:
<b>300 INCOME</b>	<b>22</b>	<b>31</b>	:	<b>11</b>	<b>18</b>	<b>5</b>	<b>20</b>	:
310 Compensation of employees	0	0	:	1	1	0	0	:
320 Investment Income	21	31	:	10	17	5	20	:
<b>379 CURRENT TRANSFERS</b>	<b>5</b>	<b>3</b>	:	<b>8</b>	<b>0</b>	<b>2</b>	<b>4</b>	:



3.7.

Year: 1994

Partner: Extra EUR15

## Structure of the current account for EUR15 and each Member State

(in %)

I	NL	A	P	FIN	S	UK	EUI		
<b>Debit</b>									
100	100	100	100	100	100	100	100	<b>CURRENT ACCOUNT</b>	<b>993</b>
62	62	:	:	69	:	51	0	<b>GOODS</b>	<b>100</b>
22	21	:	:	18	:	15	2	<b>SERVICES</b>	<b>200</b>
8	8	:	:	6	:	5	0	<b>Transport</b>	<b>205</b>
6	5	:	:	5	:	1	0	Sea transport	206
0	0	:	:	1	:	0	0	Passenger transport on sea	207
4	4	:	:	4	:	1	0	Freight transport on sea	208
2	1	:	:	0	:	1	0	Support. auxiliary and other services	209
1	2	:	:	1	:	3	0	Air transport	210
1	1	:	:	1	:	2	0	Passenger transport by air	211
0	0	:	:	0	:	0	0	Freight transport by air	212
0	1	:	:	0	:	1	0	Supporting, auxiliary and other services	213
0	1	:	:	0	:	0	0	Other transportation	214
5	3	:	:	4	:	5	0	<b>Travel</b>	<b>236</b>
8	10	:	:	8	:	6	2	<b>Other services</b>	<b>981</b>
0	0	:	:	0	:	1	0	Communications services	245
1	1	:	:	0	:	0	0	Construction services	249
0	0	:	:	0	:	0	0	Insurance services	253
2	0	:	:	1	:	0	0	Financial services	260
0	:	:	:	1	:	1	0	Computer and information services	262
1	2	:	:	1	:	1	0	Royalties and licence fees	266
3	5	:	:	4	:	2	0	Other business services	268
0	2	:	:	1	:	0	0	Merchandising and other trade-related serv.	269
0	0	:	:	0	:	0	0	Merchandising	270
0	2	:	:	1	:	0	0	Other trade related services	271
0	0	:	:	0	:	0	0	Operational leasing	272
3	3	:	:	2	:	2	0	Misc. business, prof. and technical serv.	273
0	:	:	:	0	:	0	0	Legal, account., man., cons. and pub. rel.	274
0	:	:	:	1	:	0	0	Adv., market res. and polling	278
0	:	:	:	0	:	0	0	Research and development	279
0	2	:	:	0	:	0	0	Architect., engin. and other technical	280
0	:	:	:	0	:	0	0	Agric., mining and on-site processing	281
0	0	:	:	0	:	0	0	Other	284
1	1	:	:	1	:	1	0	Serv. between affiliated enterprises, nie	285
1	:	:	:	0	:	0	0	Personal, cultural and recreational services	287
0	:	:	:	0	:	0	0	Audio-visual and related services	288
0	:	:	:	0	:	0	0	Other personal, cultural and recreational	289
0	1	:	:	1	:	1	1	Government services, n i e	291
1	0	:	:	0	:	0	0	<b>Services not allocated</b>	<b>982</b>
11	13	:	:	11	:	31	26	<b>INCOME</b>	<b>300</b>
1	0	:	:	0	:	0	0	Compensation of employees	310
10	13	:	:	11	:	31	26	Investment Income	320
5	3	:	:	2	:	3	71	<b>CURRENT TRANSFERS</b>	<b>379</b>

## 4.1.

Reporter: EUR15

Partner: World

(Mio ECU)

	1992			1993			1994		
	Credit	Debit	Net	Credit	Debit	Net	Credit	Debit	Net
<b>993 CURRENT ACCOUNT</b>	<b>2 088 143</b>	<b>2 149 000</b>	<b>-60 856</b>	<b>2 157 608</b>	<b>2 145 889</b>	<b>11 720</b>	<b>2 318 381</b>	<b>2 309 391</b>	<b>8 990</b>
<b>100 GOODS</b>	<b>1 214 192</b>	<b>1 219 681</b>	<b>-5 489</b>	<b>1 224 031</b>	<b>1 162 321</b>	<b>61 710</b>	<b>1 362 125</b>	<b>1 285 427</b>	<b>76 698</b>
<b>200 SERVICES</b>	<b>364 380</b>	<b>349 151</b>	<b>15 229</b>	<b>383 098</b>	<b>368 144</b>	<b>14 954</b>	<b>394 478</b>	<b>382 776</b>	<b>11 702</b>
<b>205 Transportation</b>	<b>89 822</b>	<b>92 823</b>	<b>-3 001</b>	<b>94 237</b>	<b>95 279</b>	<b>-1 042</b>	<b>98 347</b>	<b>101 565</b>	<b>-3 218</b>
206 Sea transport	35 009	42 348	-7 340	37 292	42 949	-5 657	39 834	46 707	-6 873
207 Passenger transport on sea	2 054	1 529	524	2 067	1 621	447	2 122	1 710	412
208 Freight transport on sea	25 971	29 196	-3 225	28 243	28 771	-528	30 713	30 959	-246
209 Support. auxiliary and other services	6 984	11 623	-4 639	6 982	12 557	-5 575	7 000	14 038	-7 039
210 Air transport	33 017	30 014	3 003	34 665	30 638	4 027	35 663	32 425	3 243
211 Passenger transport by air	18 507	16 134	2 374	19 339	16 341	2 998	19 892	17 265	2 627
212 Freight transport by air	4 145	2 708	1 437	4 465	2 455	2 010	4 723	2 827	1 896
213 Supporting, auxiliary and other services	10 365	11 172	-807	10 860	11 842	-982	11 053	12 333	-1 280
214 Other transportation	21 796	20 461	1 336	22 280	21 692	588	22 845	22 433	413
<b>236 Travel</b>	<b>107 463</b>	<b>102 999</b>	<b>4 464</b>	<b>110 813</b>	<b>105 894</b>	<b>4 919</b>	<b>116 354</b>	<b>112 175</b>	<b>4 179</b>
<b>981 Other services</b>	<b>146 134</b>	<b>140 192</b>	<b>5 942</b>	<b>160 013</b>	<b>155 442</b>	<b>4 571</b>	<b>170 701</b>	<b>164 470</b>	<b>6 231</b>
245 Communications services	4 556	5 182	-626	4 126	4 870	-744	4 470	5 236	-766
249 Construction services	13 060	8 874	4 185	13 761	9 465	4 296	14 425	10 373	4 051
253 Insurance services	7 909	7 871	39	8 213	7 255	957	11 472	10 489	983
260 Financial services	23 617	19 540	4 076	29 135	23 764	5 371	25 129	19 878	5 250
262 Computer and information services	3 591	4 153	-562	4 830	5 293	-463	5 511	5 652	-142
266 Royalties and licence fees	8 644	13 813	-5 169	9 656	14 959	-5 303	11 001	16 293	-5 292
268 Other business services	63 656	63 753	-97	70 064	71 264	-1 199	78 853	77 487	1 366
269 Merchanting and other trade-related serv.	12 173	14 283	-2 110	12 509	14 967	-2 457	14 256	16 655	-2 399
270 Merchanting	4 422	458	3 965	4 711	937	3 773	4 984	578	4 406
271 Other trade related services	7 751	13 826	-6 075	7 799	14 029	-6 231	9 272	16 077	-6 805
272 Operational leasing	2 318	3 123	-805	2 702	3 752	-1 050	3 044	4 064	-1 020
273 Misc. business, prof. and technical serv.	49 164	46 346	2 818	54 853	52 545	2 308	61 553	56 768	4 786
274 Legal, account., man., cons. and pub. rel.	4 222	4 643	-421	4 786	5 676	-890	5 805	6 652	-847
278 Adv., market res. and polling	3 797	5 319	-1 522	4 003	5 907	-1 904	4 517	6 112	-1 594
279 Research and development	4 915	6 137	-1 222	5 913	7 009	-1 096	6 780	7 271	-491
280 Architect., engin. and other technical	12 808	9 372	3 436	13 245	10 817	2 427	14 162	10 520	3 641
281 Agric., mining and on-site processing	1 303	2 279	-976	1 352	2 523	-1 172	1 759	2 558	-799
284 Other	8 048	5 498	2 550	9 638	6 230	3 407	10 923	7 154	3 769
285 Serv. between affiliated enterprises, nie	14 072	13 098	974	15 917	14 381	1 536	17 607	16 500	1 107
287 Personal, cultural and recreational services	4 929	6 458	-1 529	5 550	7 673	-2 122	5 981	7 979	-1 997
288 Audio-visual and related services	2 115	4 120	-2 005	2 433	4 961	-2 528	2 701	5 172	-2 470
289 Other personal, cultural and recreational	2 814	2 338	476	3 117	2 711	406	3 280	2 807	473
291 Government services, n i e	16 171	10 547	5 624	14 679	10 899	3 780	13 860	11 083	2 778
<b>982 Services not allocated</b>	<b>20 961</b>	<b>13 138</b>	<b>7 824</b>	<b>18 035</b>	<b>11 529</b>	<b>6 506</b>	<b>9 076</b>	<b>4 567</b>	<b>4 509</b>
<b>300 INCOME</b>	<b>371 179</b>	<b>408 722</b>	<b>-37 543</b>	<b>405 308</b>	<b>441 406</b>	<b>-36 098</b>	<b>416 722</b>	<b>460 481</b>	<b>-43 759</b>
310 Compensation of employees	12 610	14 892	-2 282	13 207	16 204	-2 997	12 091	13 119	-1 028
320 Investment Income	358 568	393 829	-35 261	392 102	425 202	-33 100	404 631	447 362	-42 731
<b>379 CURRENT TRANSFERS</b>	<b>138 393</b>	<b>171 445</b>	<b>-33 053</b>	<b>145 171</b>	<b>174 018</b>	<b>-28 847</b>	<b>145 056</b>	<b>180 707</b>	<b>-35 651</b>
<b>994 CAPITAL ACCOUNT</b>	<b>13 004</b>	<b>12 612</b>	<b>392</b>	<b>13 432</b>	<b>14 740</b>	<b>-1 308</b>	<b>14 261</b>	<b>17 690</b>	<b>-3 429</b>
<b>010 CURRENT + CAPITAL ACCOUNT</b>	<b>2 101 147</b>	<b>2 161 612</b>	<b>-60 465</b>	<b>2 171 040</b>	<b>2 160 629</b>	<b>10 412</b>	<b>2 332 642</b>	<b>2 327 081</b>	<b>5 561</b>
<b>995 FINANCIAL ACCOUNT</b>	:	:	<b>53 034</b>	:	:	<b>24 554</b>	:	:	<b>7 034</b>
<b>998 NET ERRORS AND OMISSIONS</b>	:	:	<b>7 431</b>	:	:	<b>-34 966</b>	:	:	<b>-12 595</b>

## 4.2.

Reporter: EUR15

Partner: World

	(in %)								
	1992			1993			1994		
	% Credit	% Debit	Cover ratio	% Credit	% Debit	Cover ratio	% Credit	% Debit	Cover ratio
<b>993 CURRENT ACCOUNT</b>	<b>100</b>	<b>100</b>	<b>97</b>	<b>100</b>	<b>100</b>	<b>101</b>	<b>100</b>	<b>100</b>	<b>100</b>
<b>100 GOODS</b>	<b>58</b>	<b>57</b>	<b>100</b>	<b>57</b>	<b>54</b>	<b>105</b>	<b>59</b>	<b>56</b>	<b>106</b>
<b>200 SERVICES</b>	<b>17</b>	<b>16</b>	<b>104</b>	<b>18</b>	<b>17</b>	<b>104</b>	<b>17</b>	<b>17</b>	<b>103</b>
<b>205 Transportation</b>	<b>4</b>	<b>4</b>	<b>97</b>	<b>4</b>	<b>4</b>	<b>99</b>	<b>4</b>	<b>4</b>	<b>97</b>
206 Sea transport	2	2	83	2	2	87	2	2	85
207 Passenger transport on sea	0	0	134	0	0	128	0	0	124
208 Freight transport on sea	1	1	89	1	1	98	1	1	99
209 Support. auxiliary and other services	0	1	60	0	1	56	0	1	50
210 Air transport	2	1	110	2	1	113	2	1	110
211 Passenger transport by air	1	1	115	1	1	118	1	1	115
212 Freight transport by air	0	0	153	0	0	182	0	0	167
213 Supporting, auxiliary and other services	0	1	93	1	1	92	0	1	90
214 Other transportation	1	1	107	1	1	103	1	1	102
<b>236 Travel</b>	<b>5</b>	<b>5</b>	<b>104</b>	<b>5</b>	<b>5</b>	<b>105</b>	<b>5</b>	<b>5</b>	<b>104</b>
<b>981 Other services</b>	<b>7</b>	<b>7</b>	<b>104</b>	<b>7</b>	<b>7</b>	<b>103</b>	<b>7</b>	<b>7</b>	<b>104</b>
245 Communications services	0	0	88	0	0	85	0	0	85
249 Construction services	1	0	147	1	0	145	1	0	139
253 Insurance services	0	0	100	0	0	113	0	0	109
260 Financial services	1	1	121	1	1	123	1	1	126
262 Computer and information services	0	0	86	0	0	91	0	0	97
266 Royalties and licence fees	0	1	63	0	1	65	0	1	68
268 Other business services	3	3	100	3	3	98	3	3	102
269 Merchanting and other trade-related serv.	1	1	85	1	1	84	1	1	86
270 Merchanting	0	0	966	0	0	503	0	0	863
271 Other trade related services	0	1	56	0	1	56	0	1	58
272 Operational leasing	0	0	74	0	0	72	0	0	75
273 Misc. business, prof. and technical serv.	2	2	106	3	2	104	3	2	108
274 Legal, account., man., cons. and pub. rel.	0	0	91	0	0	84	0	0	87
278 Adv., market res. and polling	0	0	71	0	0	68	0	0	74
279 Research and development	0	0	30	0	0	84	0	0	93
280 Architect., engin. and other technical	1	0	137	1	1	122	1	0	135
281 Agric., mining and on-site processing	0	0	57	0	0	54	0	0	69
284 Other	0	0	146	0	0	155	0	0	153
285 Serv. between affiliated enterprises, nie	1	1	107	1	1	111	1	1	107
287 Personal, cultural and recreational services	0	0	76	0	0	72	0	0	75
288 Audio-visual and related services	0	0	51	0	0	49	0	0	52
289 Other personal, cultural and recreational	0	0	120	0	0	115	0	0	117
291 Government services, n i e	1	0	153	1	1	135	1	0	125
<b>982 Services not allocated</b>	<b>1</b>	<b>1</b>	<b>160</b>	<b>1</b>	<b>1</b>	<b>156</b>	<b>0</b>	<b>0</b>	<b>199</b>
<b>300 INCOME</b>	<b>18</b>	<b>19</b>	<b>91</b>	<b>19</b>	<b>21</b>	<b>92</b>	<b>18</b>	<b>20</b>	<b>90</b>
310 Compensation of employees	1	1	85	1	1	82	1	1	92
320 Investment Income	17	18	91	18	20	92	17	19	90
<b>379 CURRENT TRANSFERS</b>	<b>7</b>	<b>8</b>	<b>81</b>	<b>7</b>	<b>8</b>	<b>83</b>	<b>6</b>	<b>8</b>	<b>80</b>
<b>994 CAPITAL ACCOUNT</b>	.	.	.	.	.	.	.	.	.
<b>010 CURRENT + CAPITAL ACCOUNT</b>	.	.	.	.	.	.	.	.	.
<b>995 FINANCIAL ACCOUNT</b>	.	.	.	.	.	.	.	.	.
<b>998 NET ERRORS AND OMISSIONS</b>	.	.	.	.	.	.	.	.	.

## 4.3.

Reporter: EUR15

Partner: Intra EUR15

(Mio ECU)

	1992			1993			1994		
	Credit	Debit	Asym.*	Credit	Debit	Asym.*	Credit	Debit	Asym.*
<b>993 CURRENT ACCOUNT</b>	<b>1 316 364</b>	<b>1 313 004</b>	<b>3 360</b>	<b>1 336 506</b>	<b>1 295 397</b>	<b>41 109</b>	<b>1 436 453</b>	<b>1 397 810</b>	<b>38 643</b>
<b>100 GOODS</b>	<b>806 437</b>	<b>765 973</b>	<b>40 463</b>	<b>774 271</b>	<b>705 171</b>	<b>69 101</b>	<b>863 786</b>	<b>783 213</b>	<b>80 573</b>
<b>200 SERVICES</b>	<b>193 041</b>	<b>197 639</b>	<b>-4 598</b>	<b>208 197</b>	<b>208 390</b>	<b>-193</b>	<b>213 113</b>	<b>214 958</b>	<b>-1 845</b>
<b>205 Transportation</b>	<b>42 631</b>	<b>48 556</b>	<b>-5 924</b>	<b>44 863</b>	<b>49 246</b>	<b>-4 383</b>	<b>47 152</b>	<b>52 442</b>	<b>-5 291</b>
206 Sea transport	15 265	22 016	-6 751	16 439	21 978	-5 538	17 681	23 819	-6 138
207 Passenger transport on sea	954	1 162	-207	978	1 216	-237	1 014	1 296	-282
208 Freight transport on sea	10 860	15 724	-4 864	11 837	15 134	-3 297	13 125	16 363	-3 238
209 Support. auxiliary and other services	3 450	5 130	-1 680	3 624	5 628	-2 004	3 542	6 160	-2 618
210 Air transport	13 077	13 518	-441	13 786	13 849	-63	14 232	14 359	-127
211 Passenger transport by air	7 511	6 774	737	7 920	6 965	955	8 412	7 282	1 130
212 Freight transport by air	1 413	1 340	73	1 591	1 191	400	1 737	1 310	427
213 Supporting, auxiliary and other services	4 153	5 404	-1 251	4 276	5 694	-1 418	4 083	5 767	-1 684
214 Other transportation	14 290	13 023	1 267	14 637	13 419	1 218	15 239	14 264	975
<b>236 Travel</b>	<b>66 544</b>	<b>64 401</b>	<b>2 144</b>	<b>71 235</b>	<b>65 887</b>	<b>5 348</b>	<b>75 292</b>	<b>70 139</b>	<b>5 153</b>
<b>981 Other services</b>	<b>71 565</b>	<b>76 913</b>	<b>-5 348</b>	<b>81 443</b>	<b>86 370</b>	<b>-4 927</b>	<b>85 379</b>	<b>89 594</b>	<b>-4 215</b>
245 Communications services	1 729	2 353	-624	1 707	2 115	-408	1 919	2 206	-287
249 Construction services	5 330	4 955	376	5 508	5 100	408	5 160	5 382	-222
253 Insurance services	3 971	4 716	-744	4 071	4 655	-583	6 014	6 411	-397
260 Financial services	12 669	11 752	917	16 156	14 568	1 588	13 658	12 340	1 317
262 Computer and information services	2 109	2 345	-236	2 804	3 045	-242	2 727	2 877	-150
266 Royalties and licence fees	3 453	4 881	-1 429	4 022	5 533	-1 512	4 779	6 071	-1 291
268 Other business services	35 057	36 682	-1 625	39 450	41 377	-1 927	43 464	44 379	-915
269 Merchanting and other trade-related serv.	7 475	7 306	169	8 077	7 518	559	8 852	8 032	821
270 Merchanting	2 353	233	2 120	3 015	442	2 572	3 154	282	2 871
271 Other trade related services	5 122	7 074	-1 951	5 063	7 076	-2 013	5 699	7 750	-2 051
272 Operational leasing	1 040	1 432	-392	1 389	1 744	-355	1 566	1 996	-429
273 Misc. business, prof. and technical serv.	26 541	27 944	-1 402	29 984	32 115	-2 131	33 045	34 351	-1 306
274 Legal, account., man., cons. and pub. rel.	2 084	2 424	-339	2 393	3 039	-646	2 945	3 576	-630
278 Adv., market res. and polling	2 459	3 391	-932	2 688	3 720	-1 032	2 980	3 804	-824
279 Research and development	3 050	4 407	-1 357	3 824	5 111	-1 287	4 455	5 367	-912
280 Architect., engin. and other technical	6 085	5 831	254	6 321	6 561	-241	6 361	6 547	-187
281 Agric., mining and on-site processing	401	1 218	-818	453	1 425	-971	569	1 495	-926
284 Other	3 902	3 166	736	4 978	3 875	1 103	5 370	4 087	1 283
285 Serv. between affiliated enterprises, nie	8 560	7 507	1 053	9 326	8 384	942	10 364	9 475	890
287 Personal, cultural and recreational services	2 109	3 174	-1 065	2 670	3 871	-1 201	2 873	3 898	-1 025
288 Audio-visual and related services	1 089	1 687	-598	1 352	2 109	-757	1 489	2 103	-614
289 Other personal, cultural and recreational	1 020	1 487	-467	1 318	1 762	-444	1 384	1 795	-411
291 Government services, n i e	5 137	6 055	-918	5 056	6 106	-1 050	4 785	6 030	-1 245
<b>982 Services not allocated</b>	<b>12 301</b>	<b>7 769</b>	<b>4 531</b>	<b>10 655</b>	<b>6 887</b>	<b>3 768</b>	<b>5 290</b>	<b>2 783</b>	<b>2 507</b>
<b>300 INCOME</b>	<b>195 266</b>	<b>220 713</b>	<b>-25 447</b>	<b>222 319</b>	<b>249 584</b>	<b>-27 264</b>	<b>228 805</b>	<b>262 595</b>	<b>-33 790</b>
310 Compensation of employees	6 311	9 438	-3 127	6 587	9 992	-3 405	6 632	8 589	-1 956
320 Investment Income	188 955	211 275	-22 320	215 732	239 592	-23 860	222 173	254 006	-31 833
<b>379 CURRENT TRANSFERS</b>	<b>121 620</b>	<b>128 678</b>	<b>-7 058</b>	<b>131 719</b>	<b>132 253</b>	<b>-534</b>	<b>130 748</b>	<b>137 044</b>	<b>-6 296</b>
<b>994 CAPITAL ACCOUNT</b>	:	:	:	:	:	:	:	:	:
<b>010 CURRENT + CAPITAL ACCOUNT</b>	:	:	:	:	:	:	:	:	:
<b>995 FINANCIAL ACCOUNT</b>	:	:	:	:	:	:	:	:	:
<b>998 NET ERRORS AND OMISSIONS</b>	:	:	:	:	:	:	:	:	:

\*Asymmetry = (Credit EUR15 with Intra EUR15) - (Debit EUR15 with Intra EUR15) = Net EUR15 with Intra EUR15

## 4.4.

Reporter: EUR15

Partner: Intra EUR15

	<i>(in %)</i>								
	1992			1993			1994		
	% Credit	% Debit	Relat. asym.*	% Credit	% Debit	Relat. asym.*	% Credit	% Debit	Relat. asym.*
<b>993 CURRENT ACCOUNT</b>	<b>100</b>	<b>100</b>	<b>0</b>	<b>100</b>	<b>100</b>	<b>3</b>	<b>100</b>	<b>100</b>	<b>3</b>
<b>100 GOODS</b>	<b>61</b>	<b>58</b>	<b>5</b>	<b>58</b>	<b>54</b>	<b>9</b>	<b>60</b>	<b>56</b>	<b>10</b>
<b>200 SERVICES</b>	<b>15</b>	<b>15</b>	<b>-2</b>	<b>16</b>	<b>16</b>	<b>0</b>	<b>15</b>	<b>15</b>	<b>-1</b>
<b>205 Transportation</b>	<b>3</b>	<b>4</b>	<b>-13</b>	<b>3</b>	<b>4</b>	<b>-9</b>	<b>3</b>	<b>4</b>	<b>-11</b>
206 Sea transport	1	2	-36	1	2	-29	1	2	-30
207 Passenger transport on sea	0	0	-20	0	0	-22	0	0	-24
208 Freight transport on sea	1	1	-37	1	1	-24	1	1	-22
209 Support. auxiliary and other services	0	0	-39	0	0	-43	0	0	-54
210 Air transport	1	1	-3	1	1	0	1	1	-1
211 Passenger transport by air	1	1	10	1	1	13	1	1	14
212 Freight transport by air	0	0	5	0	0	29	0	0	28
213 Supporting, auxiliary and other services	0	0	-26	0	0	-28	0	0	-34
214 Other transportation	1	1	9	1	1	9	1	1	7
<b>236 Travel</b>	<b>5</b>	<b>5</b>	<b>3</b>	<b>5</b>	<b>5</b>	<b>8</b>	<b>5</b>	<b>5</b>	<b>7</b>
<b>981 Other services</b>	<b>5</b>	<b>6</b>	<b>-7</b>	<b>6</b>	<b>7</b>	<b>-6</b>	<b>6</b>	<b>6</b>	<b>-5</b>
245 Communications services	0	0	-31	0	0	-21	0	0	-14
249 Construction services	0	0	7	0	0	8	0	0	-4
253 Insurance services	0	0	-17	0	0	-13	0	0	-6
260 Financial services	1	1	8	1	1	10	1	1	10
262 Computer and information services	0	0	-11	0	0	-8	0	0	-5
266 Royalties and licence fees	0	0	-34	0	0	-32	0	0	-24
268 Other business services	3	3	-5	3	3	-5	3	3	-2
269 Merchanting and other trade-related serv.	1	1	2	1	1	7	1	1	10
270 Merchanting	0	0	164	0	0	149	0	0	167
271 Other trade related services	0	1	-32	0	1	-33	0	1	-31
272 Operational leasing	0	0	-32	0	0	-23	0	0	-24
273 Misc. business, prof. and technical serv.	2	2	-5	2	2	-7	2	2	-4
274 Legal, account., man., cons. and pub. rel.	0	0	-15	0	0	-24	0	0	-19
278 Adv., market res. and polling	0	0	-32	0	0	-32	0	0	-24
279 Research and development	0	0	-36	0	0	-29	0	0	-19
280 Architect., engin. and other technical	0	0	4	0	1	-4	0	0	-3
281 Agric., mining and on-site processing	0	0	-101	0	0	-103	0	0	-90
284 Other	0	0	21	0	0	25	0	0	27
285 Serv. between affiliated enterprises, nie	1	1	-3	1	1	11	1	1	9
287 Personal, cultural and recreational services	0	0	-40	0	0	-37	0	0	-30
288 Audio-visual and related services	0	0	-43	0	0	-44	0	0	-34
289 Other personal, cultural and recreational	0	0	-37	0	0	-29	0	0	-26
291 Government services, n i e	0	0	-16	0	0	-19	0	0	-23
<b>982 Services not allocated</b>	<b>1</b>	<b>1</b>	<b>45</b>	<b>1</b>	<b>1</b>	<b>43</b>	<b>0</b>	<b>0</b>	<b>62</b>
<b>300 INCOME</b>	<b>15</b>	<b>17</b>	<b>-12</b>	<b>17</b>	<b>19</b>	<b>-12</b>	<b>16</b>	<b>19</b>	<b>-14</b>
310 Compensation of employees	0	1	-40	0	1	-41	0	1	-26
320 Investment Income	14	16	-11	16	18	-10	15	18	-13
<b>379 CURRENT TRANSFERS</b>	<b>9</b>	<b>10</b>	<b>-6</b>	<b>10</b>	<b>10</b>	<b>0</b>	<b>9</b>	<b>10</b>	<b>-5</b>
<b>994 CAPITAL ACCOUNT</b>	.	.	.	.	.	.	.	.	.
<b>010 CURRENT + CAPITAL ACCOUNT</b>	.	.	.	.	.	.	.	.	.
<b>995 FINANCIAL ACCOUNT</b>	.	.	.	.	.	.	.	.	.
<b>998 NET ERRORS AND OMISSIONS</b>	.	.	.	.	.	.	.	.	.

\* Relative asymmetry = 100 x asymmetry / [0.5 x (Credit EUR15 with Intra EUR15 + Debit: EUR15 with Intra EUR15)]

## 4.5.

Reporter: EUR15

Partner: Extra EUR15

	(Mio ECU)								
	1992			1993			1994		
	Credit	Debit	Net*	Credit	Debit	Net*	Credit	Debit	Net*
<b>993 CURRENT ACCOUNT</b>	<b>771 779</b>	<b>835 996</b>	<b>-</b>	<b>821 102</b>	<b>850 492</b>	<b>-</b>	<b>881 928</b>	<b>911 581</b>	<b>-</b>
<b>100 GOODS</b>	<b>407 755</b>	<b>453 708</b>	<b>-</b>	<b>449 760</b>	<b>457 150</b>	<b>-</b>	<b>498 339</b>	<b>502 214</b>	<b>-</b>
<b>200 SERVICES</b>	<b>171 339</b>	<b>151 512</b>	<b>-</b>	<b>174 901</b>	<b>159 754</b>	<b>-</b>	<b>181 364</b>	<b>167 818</b>	<b>-</b>
<b>205 Transportation</b>	<b>47 191</b>	<b>44 267</b>	<b>-</b>	<b>49 374</b>	<b>46 033</b>	<b>-</b>	<b>51 195</b>	<b>49 123</b>	<b>-</b>
206 Sea transport	19 744	20 332	-	20 853	20 971	-	22 153	22 888	-
207 Passenger transport on sea	1 099	368	-	1 089	405	-	1 107	414	-
208 Freight transport on sea	15 110	13 472	-	16 406	13 637	-	17 588	14 596	-
209 Support. auxiliary and other services	3 534	6 493	-	3 359	6 930	-	3 458	7 879	-
210 Air transport	19 940	16 496	-	20 878	16 789	-	21 436	18 066	-
211 Passenger transport by air	10 996	9 360	-	11 420	9 376	-	11 480	9 983	-
212 Freight transport by air	2 732	1 369	-	2 875	1 264	-	2 986	1 517	-
213 Supporting, auxiliary and other services	6 212	5 768	-	6 584	6 148	-	6 970	6 566	-
214 Other transportation	7 507	7 438	-	7 643	8 273	-	7 606	8 168	-
<b>236 Travel</b>	<b>40 919</b>	<b>38 599</b>	<b>-</b>	<b>39 578</b>	<b>40 007</b>	<b>-</b>	<b>41 062</b>	<b>42 036</b>	<b>-</b>
<b>981 Other services</b>	<b>74 569</b>	<b>63 278</b>	<b>-</b>	<b>78 570</b>	<b>69 072</b>	<b>-</b>	<b>85 322</b>	<b>74 876</b>	<b>-</b>
245 Communications services	2 827	2 829	-	2 419	2 755	-	2 551	3 030	-
249 Construction services	7 729	3 920	-	8 253	4 365	-	9 265	4 991	-
253 Insurance services	3 938	3 155	-	4 141	2 601	-	5 458	4 078	-
260 Financial services	10 947	7 788	-	12 979	9 196	-	11 470	7 537	-
262 Computer and information services	1 482	1 808	-	2 026	2 248	-	2 784	2 775	-
266 Royalties and licence fees	5 191	8 932	-	5 634	9 426	-	6 222	10 222	-
268 Other business services	28 538	27 070	-	30 614	29 887	-	35 389	33 108	-
269 Merchanting and other trade-related serv.	4 638	6 977	-	4 432	7 449	-	5 404	8 623	-
270 Merchanting	2 070	225	-	1 696	495	-	1 830	296	-
271 Other trade related services	2 628	6 752	-	2 736	6 953	-	3 573	8 328	-
272 Operational leasing	1 278	1 691	-	1 313	2 008	-	1 477	2 069	-
273 Misc. business, prof. and technical serv.	22 623	18 402	-	24 869	20 430	-	28 508	22 416	-
274 Legal, account., man., cons. and pub. rel.	2 138	2 219	-	2 392	2 637	-	2 860	3 076	-
278 Adv., market res. and polling	1 338	1 928	-	1 315	2 188	-	1 537	2 307	-
279 Research and development	1 865	1 730	-	2 089	1 898	-	2 324	1 904	-
280 Architect., engin. and other technical	6 724	3 542	-	6 924	4 256	-	7 801	3 973	-
281 Agric., mining and on-site processing	902	1 060	-	898	1 099	-	1 190	1 063	-
284 Other	4 145	2 332	-	4 659	2 356	-	5 553	3 067	-
285 Serv. between affiliated enterprises, nie	5 512	5 591	-	6 591	5 997	-	7 243	7 026	-
287 Personal, cultural and recreational services	2 821	3 284	-	2 880	3 801	-	3 108	4 081	-
288 Audio-visual and related services	1 026	2 433	-	1 081	2 852	-	1 213	3 069	-
289 Other personal, cultural and recreational	1 794	851	-	1 799	949	-	1 895	1 012	-
291 Government services, n i e	11 034	4 492	-	9 623	4 793	-	9 075	5 053	-
<b>982 Services not allocated</b>	<b>8 661</b>	<b>5 368</b>	<b>-</b>	<b>7 380</b>	<b>4 642</b>	<b>-</b>	<b>3 785</b>	<b>1 784</b>	<b>-</b>
<b>300 INCOME</b>	<b>175 913</b>	<b>188 009</b>	<b>-</b>	<b>182 989</b>	<b>191 822</b>	<b>-</b>	<b>187 917</b>	<b>197 886</b>	<b>-</b>
310 Compensation of employees	6 299	5 454	-	6 620	6 212	-	5 459	4 530	-
320 Investment Income	169 613	182 555	-	176 370	185 610	-	182 459	193 356	-
<b>379 CURRENT TRANSFERS</b>	<b>16 772</b>	<b>42 767</b>	<b>-</b>	<b>13 452</b>	<b>41 766</b>	<b>-</b>	<b>14 308</b>	<b>43 663</b>	<b>-</b>
<b>994 CAPITAL ACCOUNT</b>	:	:	:	:	:	:	:	:	:
<b>010 CURRENT + CAPITAL ACCOUNT</b>	:	:	:	:	:	:	:	:	:
<b>995 FINANCIAL ACCOUNT</b>	:	:	:	:	:	:	:	:	:
<b>998 NET ERRORS AND OMISSIONS</b>	:	:	:	:	:	:	:	:	:

\* Due to Intra EUR15 asymmetries it is preferable to use the net of EUR15 with the World that is considered to be closer to the correct Extra EUR15 balance

## 4.6.

Reporter: EUR15

Partner: Extra EUR15

	(in %)								
	1992			1993			1994		
	% Credit	% Debit	Cover ratio*	% Credit	% Debit	Cover ratio*	% Credit	% Debit	Cover ratio*
<b>993 CURRENT ACCOUNT</b>	<b>100</b>	<b>100</b>	<b>93</b>	<b>100</b>	<b>100</b>	<b>101</b>	<b>100</b>	<b>100</b>	<b>101</b>
<b>100 GOODS</b>	<b>53</b>	<b>54</b>	<b>99</b>	<b>55</b>	<b>54</b>	<b>115</b>	<b>57</b>	<b>55</b>	<b>117</b>
<b>200 SERVICES</b>	<b>22</b>	<b>18</b>	<b>110</b>	<b>21</b>	<b>19</b>	<b>109</b>	<b>21</b>	<b>18</b>	<b>107</b>
<b>205 Transportation</b>	<b>6</b>	<b>5</b>	<b>94</b>	<b>6</b>	<b>5</b>	<b>98</b>	<b>6</b>	<b>5</b>	<b>94</b>
206 Sea transport	3	2	69	3	2	76	3	3	74
207 Passenger transport on sea	0	0	211	0	0	185	0	0	174
208 Freight transport on sea	2	2	80	2	2	97	2	2	98
209 Support. auxiliary and other services	0	1	37	0	1	30	0	1	23
210 Air transport	3	2	118	3	2	124	2	2	118
211 Passenger transport by air	1	1	126	1	1	134	1	1	128
212 Freight transport by air	0	0	208	0	0	289	0	0	245
213 Supporting, auxiliary and other services	1	1	87	1	1	86	1	1	83
214 Other transportation	1	1	120	1	1	108	1	1	105
<b>236 Travel</b>	<b>5</b>	<b>5</b>	<b>112</b>	<b>5</b>	<b>5</b>	<b>113</b>	<b>5</b>	<b>5</b>	<b>111</b>
<b>981 Other services</b>	<b>10</b>	<b>8</b>	<b>109</b>	<b>10</b>	<b>8</b>	<b>106</b>	<b>10</b>	<b>8</b>	<b>108</b>
245 Communications services	0	0	80	0	0	75	0	0	76
249 Construction services	1	0	212	1	1	203	1	1	179
253 Insurance services	1	0	101	1	0	133	1	0	123
260 Financial services	1	1	156	2	1	164	1	1	176
262 Computer and information services	0	0	71	0	0	80	0	0	95
266 Royalties and licence fees	1	1	46	1	1	48	1	1	51
268 Other business services	4	3	100	4	4	96	4	4	104
269 Merchanting and other trade-related serv.	1	1	69	1	1	66	1	1	71
270 Merchanting	0	0	.	0	0	.	0	0	.
271 Other trade related services	0	1	21	0	1	22	0	1	27
272 Operational leasing	0	0	57	0	0	52	0	0	55
273 Misc. business, prof. and technical serv.	3	2	115	3	2	111	3	2	121
274 Legal, account., man., cons. and pub. rel.	0	0	82	0	0	70	0	0	75
278 Adv., market res. and polling	0	0	36	0	0	30	0	0	41
279 Research and development	0	0	49	0	0	57	0	0	79
280 Architect., engin. and other technical	1	0	201	1	1	155	1	0	190
281 Agric., mining and on-site processing	0	0	34	0	0	26	0	0	48
284 Other	1	0	230	1	0	289	1	0	255
285 Serv. between affiliated enterprises, nie	1	1	119	1	1	128	1	1	117
287 Personal, cultural and recreational services	0	0	50	0	0	52	0	0	57
288 Audio-visual and related services	0	0	27	0	0	22	0	0	27
289 Other personal, cultural and recreational	0	0	144	0	0	135	0	0	139
291 Government services, n i e	1	1	214	1	1	171	1	1	149
<b>982 Services not allocated</b>	<b>1</b>	<b>1</b>	<b>352</b>	<b>1</b>	<b>1</b>	<b>336</b>	<b>0</b>	<b>0</b>	<b>951</b>
<b>300 INCOME</b>	<b>23</b>	<b>22</b>	<b>81</b>	<b>22</b>	<b>23</b>	<b>82</b>	<b>21</b>	<b>22</b>	<b>80</b>
310 Compensation of employees	1	1	57	1	1	62	1	0	81
320 Investment Income	22	22	32	21	22	83	21	21	80
<b>379 CURRENT TRANSFERS</b>	<b>2</b>	<b>5</b>	<b>29</b>	<b>2</b>	<b>5</b>	<b>31</b>	<b>2</b>	<b>5</b>	<b>24</b>
<b>994 CAPITAL ACCOUNT</b>	.	.	.	.	.	.	.	.	.
<b>010 CURRENT + CAPITAL ACCOUNT</b>	.	.	.	.	.	.	.	.	.
<b>995 FINANCIAL ACCOUNT</b>	.	.	.	.	.	.	.	.	.
<b>998 NET ERRORS AND OMISSIONS</b>	.	.	.	.	.	.	.	.	.

\* Cover ratio EUR15 with Extra EUR15 = 100 x [Credit EUR15 with Extra EUR15 + (0.5 x asymmetry)] / [Debit EUR15 with Extra EUR15 - (0.5 x asymmetry)]

## 4.7.

Reporter: EUR15

Partner: USA

	(Mio ECU)								
	1992			1993			1994		
	Credit	Debit	Net	Credit	Debit	Net	Credit	Debit	Net
<b>993 CURRENT ACCOUNT</b>	<b>214 741</b>	<b>218 037</b>	<b>-3 297</b>	<b>230 505</b>	<b>226 649</b>	<b>3 856</b>	<b>252 099</b>	<b>243 160</b>	<b>8 939</b>
<b>100 GOODS</b>	<b>84 342</b>	<b>94 292</b>	<b>-9 950</b>	<b>95 326</b>	<b>96 077</b>	<b>-751</b>	<b>105 320</b>	<b>103 493</b>	<b>1 827</b>
<b>200 SERVICES</b>	<b>66 647</b>	<b>58 556</b>	<b>8 091</b>	<b>67 796</b>	<b>60 247</b>	<b>7 549</b>	<b>71 517</b>	<b>64 045</b>	<b>7 472</b>
<b>205 Transportation</b>	<b>16 964</b>	<b>12 829</b>	<b>4 135</b>	<b>17 141</b>	<b>12 442</b>	<b>4 698</b>	<b>18 406</b>	<b>13 983</b>	<b>4 423</b>
206 Sea transport	8 420	6 006	2 414	8 964	5 635	3 329	9 558	6 425	3 132
207 Passenger transport on sea	577	116	461	556	103	453	572	112	460
208 Freight transport on sea	7 045	3 221	3 824	7 711	3 083	4 628	8 292	3 357	4 935
209 Support. auxiliary and other services	798	2 670	-1 871	697	2 449	-1 752	694	2 956	-2 263
210 Air transport	6 724	5 342	1 382	6 283	5 203	1 080	6 588	5 888	700
211 Passenger transport by air	4 314	2 771	1 543	3 936	2 728	1 208	4 157	3 136	1 021
212 Freight transport by air	1 153	622	531	1 122	616	506	1 106	639	466
213 Supporting, auxiliary and other services	1 258	1 950	-692	1 224	1 859	-635	1 326	2 113	-787
214 Other transportation	1 820	1 480	339	1 894	1 604	290	2 260	1 670	591
<b>236 Travel</b>	<b>14 709</b>	<b>14 452</b>	<b>257</b>	<b>14 050</b>	<b>14 667</b>	<b>-618</b>	<b>14 423</b>	<b>15 861</b>	<b>-1 438</b>
<b>981 Other services</b>	<b>32 729</b>	<b>29 769</b>	<b>2 960</b>	<b>34 652</b>	<b>31 797</b>	<b>2 855</b>	<b>37 544</b>	<b>33 646</b>	<b>3 898</b>
245 Communications services	1 198	808	390	1 048	781	267	1 115	923	191
249 Construction services	1 069	617	452	1 197	842	355	1 413	840	573
253 Insurance services	1 865	1 482	383	2 174	1 182	991	2 744	1 756	988
260 Financial services	5 804	4 760	1 045	6 899	5 622	1 277	6 291	4 420	1 871
262 Computer and information services	648	1 155	-507	920	1 429	-509	1 501	2 034	-533
266 Royalties and licence fees	2 729	6 820	-4 091	2 849	6 883	-4 034	3 078	7 523	-4 446
268 Other business services	10 417	10 617	-200	11 563	11 226	336	13 291	12 084	1 207
269 Merchanting and other trade-related serv.	2 774	1 392	1 381	2 986	1 536	1 451	3 812	1 652	2 159
270 Merchanting	1 813	61	1 752	1 878	112	1 767	2 463	94	2 369
271 Other trade related services	961	1 331	-370	1 108	1 424	-316	1 349	1 558	-209
272 Operational leasing	326	481	-155	358	647	-289	437	537	-100
273 Misc. business, prof. and technical serv.	7 317	8 744	-1 427	8 218	9 044	-825	9 042	9 895	-852
274 Legal, account., man., cons. and pub. rel.	547	1 023	-476	651	1 088	-437	797	1 255	-458
278 Adv., market res. and polling	426	731	-305	436	763	-327	482	854	-372
279 Research and development	1 064	1 086	-22	1 102	1 104	-3	1 144	1 141	3
280 Architect., engin. and other technical	1 249	1 340	-91	1 372	1 516	-144	1 536	1 343	194
281 Agric., mining and on-site processing	266	566	-301	280	576	-296	351	558	-208
284 Other	1 118	1 135	-17	1 458	1 120	339	1 550	1 288	262
285 Serv. between affiliated enterprises, nie	2 646	2 861	-215	2 919	2 877	42	3 182	3 455	-273
287 Personal, cultural and recreational services	813	1 835	-1 021	894	2 103	-1 209	972	2 127	-1 154
288 Audio-visual and related services	488	1 534	-1 046	534	1 755	-1 221	593	1 791	-1 198
289 Other personal, cultural and recreational	326	301	25	359	348	12	380	336	44
291 Government services, n i e	8 185	1 675	6 510	7 109	1 729	5 380	7 139	1 937	5 201
<b>982 Services not allocated</b>	<b>2 245</b>	<b>1 506</b>	<b>739</b>	<b>1 953</b>	<b>1 341</b>	<b>613</b>	<b>1 144</b>	<b>554</b>	<b>589</b>
<b>300 INCOME</b>	<b>58 282</b>	<b>58 547</b>	<b>-265</b>	<b>62 957</b>	<b>64 585</b>	<b>-1 628</b>	<b>70 501</b>	<b>69 677</b>	<b>824</b>
310 Compensation of employees	760	1 538	-778	842	1 761	-920	611	1 086	-475
320 Investment Income	57 522	57 009	513	62 115	62 823	-708	69 889	68 591	1 299
<b>379 CURRENT TRANSFERS</b>	<b>5 469</b>	<b>6 642</b>	<b>-1 173</b>	<b>4 426</b>	<b>5 741</b>	<b>-1 314</b>	<b>4 761</b>	<b>5 946</b>	<b>-1 185</b>
<b>994 CAPITAL ACCOUNT</b>	:	:	:	:	:	:	:	:	:
<b>010 CURRENT + CAPITAL ACCOUNT</b>	:	:	:	:	:	:	:	:	:
<b>995 FINANCIAL ACCOUNT</b>	:	:	:	:	:	:	:	:	:
<b>998 NET ERRORS AND OMISSIONS</b>	:	:	:	:	:	:	:	:	:



## 4.8.

Reporter: EUR15

Partner: USA

	(in %)								
	1992			1993			1994		
	% Credit	% Debit	Cover ratio	% Credit	% Debit	Cover ratio	% Credit	% Debit	Cover ratio
<b>993 CURRENT ACCOUNT</b>	<b>100</b>	<b>100</b>	<b>98</b>	<b>100</b>	<b>100</b>	<b>102</b>	<b>100</b>	<b>100</b>	<b>104</b>
<b>100 GOODS</b>	<b>39</b>	<b>43</b>	<b>89</b>	<b>41</b>	<b>42</b>	<b>99</b>	<b>42</b>	<b>43</b>	<b>102</b>
<b>200 SERVICES</b>	<b>31</b>	<b>27</b>	<b>114</b>	<b>29</b>	<b>27</b>	<b>113</b>	<b>28</b>	<b>26</b>	<b>112</b>
<b>205 Transportation</b>	<b>8</b>	<b>6</b>	<b>132</b>	<b>7</b>	<b>5</b>	<b>138</b>	<b>7</b>	<b>6</b>	<b>132</b>
206 Sea transport	4	3	140	4	2	159	4	3	149
207 Passenger transport on sea	0	0	499	0	0	541	0	0	512
208 Freight transport on sea	3	1	219	3	1	250	3	1	247
209 Support. auxiliary and other services	0	1	30	0	1	28	0	1	23
210 Air transport	3	2	126	3	2	121	3	2	112
211 Passenger transport by air	2	1	156	2	1	144	2	1	133
212 Freight transport by air	1	0	185	0	0	182	0	0	173
213 Supporting, auxiliary and other services	1	1	64	1	1	66	1	1	63
214 Other transportation	1	1	123	1	1	118	1	1	135
<b>236 Travel</b>	<b>7</b>	<b>7</b>	<b>102</b>	<b>6</b>	<b>6</b>	<b>96</b>	<b>6</b>	<b>7</b>	<b>91</b>
<b>981 Other services</b>	<b>15</b>	<b>14</b>	<b>110</b>	<b>15</b>	<b>14</b>	<b>109</b>	<b>15</b>	<b>14</b>	<b>112</b>
245 Communications services	1	0	148	0	0	134	0	0	121
249 Construction services	0	0	173	1	0	142	1	0	168
253 Insurance services	1	1	126	1	1	184	1	1	156
260 Financial services	3	2	122	3	2	123	2	2	142
262 Computer and information services	0	1	56	0	1	64	1	1	74
266 Royalties and licence fees	1	3	40	1	3	41	1	3	41
268 Other business services	5	5	98	5	5	103	5	5	110
269 Merchanting and other trade-related serv.	1	1	199	1	1	194	2	1	231
270 Merchanting	1	0	2974	1	0	1683	1	0	2619
271 Other trade related services	0	1	72	0	1	78	1	1	87
272 Operational leasing	0	0	68	0	0	55	0	0	81
273 Misc. business, prof. and technical serv.	3	4	84	4	4	91	4	4	91
274 Legal, account., man., cons. and pub. rel.	0	0	53	0	0	60	0	1	64
278 Adv., market res. and polling	0	0	58	0	0	57	0	0	56
279 Research and development	0	0	98	0	0	100	0	0	100
280 Architect., engin. and other technical	1	1	93	1	1	90	1	1	114
281 Agric., mining and on-site processing	0	0	47	0	0	49	0	0	63
284 Other	1	1	99	1	0	130	1	1	120
285 Serv. between affiliated enterprises, nie	1	1	92	1	1	101	1	1	92
287 Personal, cultural and recreational services	0	1	44	0	1	42	0	1	46
288 Audio-visual and related services	0	1	32	0	1	30	0	1	33
289 Other personal, cultural and recreational	0	0	108	0	0	103	0	0	113
291 Government services, n i e	4	1	489	3	1	411	3	1	368
<b>982 Services not allocated</b>	<b>1</b>	<b>1</b>	<b>149</b>	<b>1</b>	<b>1</b>	<b>146</b>	<b>0</b>	<b>0</b>	<b>206</b>
<b>300 INCOME</b>	<b>27</b>	<b>27</b>	<b>100</b>	<b>27</b>	<b>28</b>	<b>97</b>	<b>28</b>	<b>29</b>	<b>101</b>
310 Compensation of employees	0	1	49	0	1	48	0	0	56
320 Investment Income	27	26	101	27	28	99	28	28	102
<b>379 CURRENT TRANSFERS</b>	<b>3</b>	<b>3</b>	<b>82</b>	<b>2</b>	<b>3</b>	<b>77</b>	<b>2</b>	<b>2</b>	<b>80</b>
<b>994 CAPITAL ACCOUNT</b>	.	.	.	.	.	.	.	.	.
<b>010 CURRENT + CAPITAL ACCOUNT</b>	.	.	.	.	.	.	.	.	.
<b>995 FINANCIAL ACCOUNT</b>	.	.	.	.	.	.	.	.	.
<b>998 NET ERRORS AND OMISSIONS</b>	.	.	.	.	.	.	.	.	.

4.9.

Reporter: EUR15

Partner: Japan

(Mio ECU)

	1992			1993			1994		
	Credit	Debit	Net	Credit	Debit	Net	Credit	Debit	Net
<b>993 CURRENT ACCOUNT</b>	<b>53 538</b>	<b>82 047</b>	<b>-28 509</b>	<b>53 366</b>	<b>76 779</b>	<b>-23 413</b>	<b>56 479</b>	<b>79 124</b>	<b>-22 644</b>
<b>100 GOODS</b>	<b>22 354</b>	<b>57 847</b>	<b>-35 493</b>	<b>24 322</b>	<b>55 360</b>	<b>-31 038</b>	<b>28 181</b>	<b>56 348</b>	<b>-28 167</b>
<b>200 SERVICES</b>	<b>9 810</b>	<b>6 784</b>	<b>3 026</b>	<b>11 136</b>	<b>6 835</b>	<b>4 302</b>	<b>10 708</b>	<b>6 789</b>	<b>3 919</b>
<b>205 Transportation</b>	<b>3 386</b>	<b>3 031</b>	<b>355</b>	<b>3 675</b>	<b>2 859</b>	<b>816</b>	<b>3 711</b>	<b>3 092</b>	<b>619</b>
206 Sea transport	1 052	1 613	-561	1 067	1 475	-408	1 139	1 677	-538
207 Passenger transport on sea	57	7	49	52	8	45	52	8	44
208 Freight transport on sea	802	1 074	-272	826	1 049	-224	917	1 046	-128
209 Support. auxiliary and other services	193	531	-338	189	418	-229	170	624	-454
210 Air transport	2 131	1 138	993	2 402	1 099	1 303	2 355	1 132	1 223
211 Passenger transport by air	1 565	330	1 236	1 755	318	1 436	1 757	310	1 448
212 Freight transport by air	352	214	138	403	198	206	354	210	144
213 Supporting, auxiliary and other services	213	594	-381	244	583	-339	244	612	-368
214 Other transportation	203	280	-77	205	285	-79	216	283	-67
<b>236 Travel</b>	<b>1 845</b>	<b>687</b>	<b>1 158</b>	<b>2 117</b>	<b>681</b>	<b>1 435</b>	<b>2 347</b>	<b>686</b>	<b>1 661</b>
<b>981 Other services</b>	<b>4 267</b>	<b>2 780</b>	<b>1 488</b>	<b>5 045</b>	<b>3 080</b>	<b>1 964</b>	<b>4 411</b>	<b>2 904</b>	<b>1 507</b>
245 Communications services	111	115	-4	79	84	-5	82	89	-7
249 Construction services	171	61	110	134	68	66	97	48	49
253 Insurance services	221	54	167	234	117	117	194	137	57
260 Financial services	513	30	488	547	59	488	460	134	326
262 Computer and information services	40	43	-2	46	69	-22	63	74	-11
266 Royalties and licence fees	760	512	248	957	535	423	903	530	373
268 Other business services	2 223	1 784	444	2 818	1 969	849	2 410	1 710	700
269 Merchanting and other trade-related serv.	884	341	543	1 121	388	734	907	300	607
270 Merchanting	673	23	650	898	39	858	646	14	633
271 Other trade related services	211	318	-107	224	348	-125	261	286	-25
272 Operational leasing	50	230	-180	31	216	-186	35	154	-119
273 Misc. business, prof. and technical serv.	1 294	1 213	81	1 666	1 365	301	1 469	1 257	212
274 Legal, account., man., cons. and pub. rel.	117	109	8	134	142	-8	137	138	-1
278 Adv., market res. and polling	124	173	-49	140	224	-84	131	169	-39
279 Research and development	54	91	-37	64	102	-38	72	103	-31
280 Architect., engin. and other technical	306	178	128	303	202	101	297	180	117
281 Agric., mining and on-site processing	10	16	-6	13	24	-11	13	24	-10
284 Other	217	199	18	312	206	106	298	174	125
285 Serv. between affiliated enterprises, nie	464	446	18	700	465	234	520	470	50
287 Personal, cultural and recreational services	165	94	71	165	85	79	158	73	85
288 Audio-visual and related services	82	40	42	80	40	40	79	46	34
289 Other personal, cultural and recreational	83	54	29	85	45	39	79	28	51
291 Government services, n i e	54	87	-32	65	95	-30	42	107	-65
<b>982 Services not allocated</b>	<b>312</b>	<b>287</b>	<b>25</b>	<b>301</b>	<b>214</b>	<b>87</b>	<b>240</b>	<b>107</b>	<b>133</b>
<b>300 INCOME</b>	<b>20 723</b>	<b>16 838</b>	<b>3 886</b>	<b>17 244</b>	<b>14 209</b>	<b>3 035</b>	<b>16 877</b>	<b>15 534</b>	<b>1 343</b>
310 Compensation of employees	115	141	-26	134	156	-22	114	132	-18
320 Investment Income	20 603	16 696	3 912	17 110	14 053	3 057	16 763	15 402	1 361
<b>379 CURRENT TRANSFERS</b>	<b>651</b>	<b>579</b>	<b>72</b>	<b>664</b>	<b>375</b>	<b>289</b>	<b>713</b>	<b>453</b>	<b>260</b>
<b>994 CAPITAL ACCOUNT</b>	:	:	:	:	:	:	:	:	:
<b>010 CURRENT + CAPITAL ACCOUNT</b>	:	:	:	:	:	:	:	:	:
<b>995 FINANCIAL ACCOUNT</b>	:	:	:	:	:	:	:	:	:
<b>998 NET ERRORS AND OMISSIONS</b>	:	:	:	:	:	:	:	:	:

4.10.

Reporter: EUR15

Partner: Japan

	(in %)								
	1992			1993			1994		
	% Credit	% Debit	Cover ratio	% Credit	% Debit	Cover ratio	% Credit	% Debit	Cover ratio
<b>993 CURRENT ACCOUNT</b>	<b>100</b>	<b>100</b>	<b>65</b>	<b>100</b>	<b>100</b>	<b>70</b>	<b>100</b>	<b>100</b>	<b>71</b>
<b>100 GOODS</b>	<b>42</b>	<b>71</b>	<b>39</b>	<b>46</b>	<b>72</b>	<b>44</b>	<b>50</b>	<b>71</b>	<b>50</b>
<b>200 SERVICES</b>	<b>18</b>	<b>8</b>	<b>145</b>	<b>21</b>	<b>9</b>	<b>163</b>	<b>19</b>	<b>9</b>	<b>158</b>
<b>205 Transportation</b>	<b>6</b>	<b>4</b>	<b>112</b>	<b>7</b>	<b>4</b>	<b>129</b>	<b>7</b>	<b>4</b>	<b>120</b>
206 Sea transport	2	2	65	2	2	72	2	2	68
207 Passenger transport on sea	0	0	784	0	0	685	0	0	638
208 Freight transport on sea	1	1	75	2	1	79	2	1	88
209 Support. auxiliary and other services	0	1	36	0	1	45	0	1	27
210 Air transport	4	1	187	5	1	218	4	1	208
211 Passenger transport by air	3	0	475	3	0	551	3	0	567
212 Freight transport by air	1	0	165	1	0	204	1	0	168
213 Supporting, auxiliary and other services	0	1	36	0	1	42	0	1	40
214 Other transportation	0	0	73	0	0	72	0	0	76
<b>236 Travel</b>	<b>3</b>	<b>1</b>	<b>269</b>	<b>4</b>	<b>1</b>	<b>311</b>	<b>4</b>	<b>1</b>	<b>342</b>
<b>981 Other services</b>	<b>8</b>	<b>3</b>	<b>154</b>	<b>9</b>	<b>4</b>	<b>164</b>	<b>8</b>	<b>4</b>	<b>152</b>
245 Communications services	0	0	96	0	0	94	0	0	93
249 Construction services	0	0	282	0	0	198	0	0	202
253 Insurance services	0	0	409	0	0	200	0	0	142
260 Financial services	1	0	1731	1	0	925	1	0	343
262 Computer and information services	0	0	94	0	0	67	0	0	85
266 Royalties and licence fees	1	1	148	2	1	179	2	1	170
268 Other business services	4	2	125	5	3	143	4	2	141
269 Merchanting and other trade-related serv.	2	0	259	2	1	289	2	0	303
270 Merchanting	1	0	2894	2	0	2287	1	0	4782
271 Other trade related services	0	0	66	0	0	64	0	0	91
272 Operational leasing	0	0	22	0	0	14	0	0	23
273 Misc. business, prof. and technical serv.	2	1	107	3	2	122	3	2	117
274 Legal, account., man., cons. and pub. rel.	0	0	107	0	0	94	0	0	99
278 Adv., market res. and polling	0	0	72	0	0	63	0	0	77
279 Research and development	0	0	60	0	0	63	0	0	70
280 Architect., engin. and other technical	1	0	172	1	0	150	1	0	165
281 Agric., mining and on-site processing	0	0	62	0	0	55	0	0	57
284 Other	0	0	109	1	0	151	1	0	172
285 Serv. between affiliated enterprises, nie	1	1	104	1	1	150	1	1	111
287 Personal, cultural and recreational services	0	0	175	0	0	193	0	0	216
288 Audio-visual and related services	0	0	205	0	0	201	0	0	174
289 Other personal, cultural and recreational	0	0	153	0	0	186	0	0	284
291 Government services, n i e	0	0	63	0	0	69	0	0	39
<b>982 Services not allocated</b>	<b>1</b>	<b>0</b>	<b>109</b>	<b>1</b>	<b>0</b>	<b>141</b>	<b>0</b>	<b>0</b>	<b>225</b>
<b>300 INCOME</b>	<b>39</b>	<b>21</b>	<b>123</b>	<b>32</b>	<b>19</b>	<b>121</b>	<b>30</b>	<b>20</b>	<b>109</b>
310 Compensation of employees	0	0	82	0	0	86	0	0	87
320 Investment Income	38	20	123	32	18	122	30	19	109
<b>379 CURRENT TRANSFERS</b>	<b>1</b>	<b>1</b>	<b>112</b>	<b>1</b>	<b>0</b>	<b>177</b>	<b>1</b>	<b>1</b>	<b>157</b>
<b>994 CAPITAL ACCOUNT</b>	.	.	.	.	.	.	.	.	.
<b>010 CURRENT + CAPITAL ACCOUNT</b>	.	.	.	.	.	.	.	.	.
<b>995 FINANCIAL ACCOUNT</b>	.	.	.	.	.	.	.	.	.
<b>998 NET ERRORS AND OMISSIONS</b>	.	.	.	.	.	.	.	.	.

## 5.1.

Reporter: EUR12

Partner: World

	(Mio ECU)									
	1985	1986	1987	1988	1989	1990	1991	1992	1993	1994
	<b>Credit</b>									
<b>100 GOODS</b>	<b>812 683</b>	<b>773 948</b>	<b>796 221</b>	<b>869 748</b>	<b>992 211</b>	<b>1 038 658</b>	<b>1 062 074</b>	<b>1 115 706</b>	<b>1 125 978</b>	<b>1 249 582</b>
<b>200 SERVICES</b>	<b>226 901</b>	<b>216 920</b>	<b>223 842</b>	<b>234 900</b>	<b>267 337</b>	<b>290 882</b>	<b>306 772</b>	<b>325 727</b>	<b>343 887</b>	<b>353 629</b>
<b>205 Transportation</b>	<b>65 546</b>	<b>57 482</b>	<b>58 641</b>	<b>66 228</b>	<b>75 984</b>	<b>77 938</b>	<b>83 600</b>	<b>82 664</b>	<b>87 126</b>	<b>90 954</b>
206 Sea transport	19 199	16 177	15 825	17 915	20 404	19 733	21 099	31 532	33 859	36 275
207 Passenger transport on sea	1 502	1 363	1 300	1 454	1 559	1 642	1 664	1 581	1 622	1 675
208 Freight transport on sea	17 697	14 814	14 525	16 461	18 845	18 091	19 435	23 561	25 824	28 169
209 Support. auxiliary and other services	:	:	:	:	:	:	:	6 339	6 413	6 431
210 Air transport	14 000	12 726	13 510	15 121	18 110	19 150	19 715	30 906	32 616	33 566
211 Passenger transport by air	11 301	9 969	10 708	11 964	14 613	15 483	15 758	17 225	18 103	18 630
212 Freight transport by air	2 699	2 757	2 802	3 157	3 497	3 667	3 957	3 958	4 294	4 552
213 Supporting, auxiliary and other services	:	:	:	:	:	:	:	9 723	10 219	10 385
214 Other transportation	32 345	28 576	29 305	33 193	37 469	39 056	42 786	20 226	20 652	21 113
<b>236 Travel</b>	<b>58 887</b>	<b>58 227</b>	<b>62 010</b>	<b>66 459</b>	<b>73 229</b>	<b>78 675</b>	<b>83 491</b>	<b>92 815</b>	<b>95 896</b>	<b>101 745</b>
<b>981 Other services</b>	<b>73 131</b>	<b>71 072</b>	<b>72 673</b>	<b>72 480</b>	<b>82 680</b>	<b>91 784</b>	<b>98 202</b>	<b>129 287</b>	<b>142 829</b>	<b>151 855</b>
245 Communications services	3 632	3 774	3 511	3 575	3 632	4 077	4 100	4 328	3 800	4 088
249 Construction services	10 056	8 103	7 402	6 775	7 625	8 205	9 195	10 581	11 471	11 917
253 Insurance services	5 711	6 967	6 713	5 473	3 703	2 808	3 122	6 057	7 477	10 794
260 Financial services	6 059	6 665	8 353	9 361	12 916	14 606	14 708	22 254	27 492	23 573
262 Computer and information services	:	:	:	:	:	:	:	2 670	3 612	4 112
266 Royalties and licence fees	3 983	4 001	4 356	5 315	6 014	6 666	6 969	8 003	8 862	9 859
268 Other business services	28 023	26 235	26 230	26 278	31 821	37 444	42 005	55 163	60 779	68 698
269 Merchanting and other trade-related serv.	11 425	10 010	10 011	9 061	11 814	14 064	15 147	10 130	10 319	12 032
270 Merchanting	4 646	3 614	3 654	2 142	4 430	5 471	5 734	3 612	3 807	4 077
271 Other trade related services	6 777	6 395	6 354	6 920	7 385	8 591	9 414	6 517	6 512	7 954
272 Operational leasing	:	:	:	:	:	:	:	1 704	2 095	2 420
273 Misc. business, prof. and technical serv.	16 598	16 225	16 219	17 217	20 007	23 380	26 858	43 330	48 366	54 246
274 Legal, account., man., cons. and pub. rel.	:	:	:	:	:	:	:	3 613	4 108	5 011
278 Adv., market res. and polling	2 749	2 906	3 169	3 071	3 300	3 735	4 426	3 283	3 421	3 830
279 Research and development	:	:	:	:	:	:	:	4 255	5 180	5 953
280 Architect., engin. and other technical	:	:	:	:	:	:	:	11 399	11 688	12 517
281 Agric., mining and on-site processing	:	:	:	:	:	:	:	1 181	1 223	1 583
284 Other	:	:	:	:	:	:	:	6 579	7 987	9 104
285 Serv. between affiliated enterprises, nie	:	:	:	:	:	:	:	13 020	14 758	16 248
287 Personal, cultural and recreational services	1 509	1 299	1 554	1 478	1 718	2 736	2 619	4 696	5 310	5 703
288 Audio-visual and related services	:	:	:	:	:	:	:	1 991	2 305	2 551
289 Other personal, cultural and recreational	:	:	:	:	:	:	:	2 705	3 005	3 151
291 Government services, n i e	14 157	14 029	14 561	14 219	15 252	15 245	15 483	15 535	14 024	13 111
<b>982 Services not allocated</b>	<b>29 338</b>	<b>30 141</b>	<b>30 516</b>	<b>29 733</b>	<b>35 443</b>	<b>42 484</b>	<b>41 479</b>	<b>20 961</b>	<b>18 035</b>	<b>9 076</b>
<b>300 INCOME</b>	<b>189 053</b>	<b>165 854</b>	<b>161 710</b>	<b>191 549</b>	<b>257 941</b>	<b>293 468</b>	<b>336 443</b>	<b>356 025</b>	<b>389 829</b>	<b>402 450</b>
310 Compensation of employees	7 442	7 915	7 761	8 845	9 488	9 736	9 791	11 871	12 447	11 272
320 Investment Income	181 611	157 939	153 949	182 704	248 453	283 732	326 652	344 155	377 381	391 179
<b>379 CURRENT TRANSFERS</b>	<b>74 164</b>	<b>84 107</b>	<b>90 625</b>	<b>106 506</b>	<b>113 777</b>	<b>112 061</b>	<b>140 049</b>	<b>136 762</b>	<b>143 382</b>	<b>142 853</b>
<b>993 CURRENT ACCOUNT</b>	<b>:</b>	<b>:</b>	<b>:</b>	<b>:</b>	<b>:</b>	<b>:</b>	<b>:</b>	<b>1 934 220</b>	<b>2 003 076</b>	<b>2 148 515</b>
<b>994 CAPITAL ACCOUNT</b>	<b>:</b>	<b>:</b>	<b>:</b>	<b>:</b>	<b>:</b>	<b>:</b>	<b>:</b>	<b>12 757</b>	<b>13 168</b>	<b>13 926</b>
<b>010 CURRENT + CAPITAL ACCOUNT</b>	<b>1 302 801</b>	<b>1 240 829</b>	<b>1 272 396</b>	<b>1 402 704</b>	<b>1 631 268</b>	<b>1 735 069</b>	<b>1 845 337</b>	<b>1 946 977</b>	<b>2 016 245</b>	<b>2 162 441</b>
<b>995 FINANCIAL ACCOUNT</b>	<b>:</b>	<b>:</b>	<b>:</b>	<b>:</b>	<b>:</b>	<b>:</b>	<b>:</b>	<b>:</b>	<b>:</b>	<b>:</b>
<b>998 NET ERRORS AND OMISSIONS</b>	<b>:</b>	<b>:</b>	<b>:</b>	<b>:</b>	<b>:</b>	<b>:</b>	<b>:</b>	<b>:</b>	<b>:</b>	<b>:</b>

## 5.1.

Reporter: EUR12

Partner: World

	(Mio ECU)									
	1985	1986	1987	1988	1989	1990	1991	1992	1993	1994
	<b>Debit</b>									
<b>100 GOODS</b>	<b>802 814</b>	<b>733 506</b>	<b>770 531</b>	<b>853 582</b>	<b>988 768</b>	<b>1 038 872</b>	<b>1 088 829</b>	<b>1 125 177</b>	<b>1 070 670</b>	<b>1 180 671</b>
<b>200 SERVICES</b>	<b>190 366</b>	<b>187 011</b>	<b>196 722</b>	<b>217 112</b>	<b>245 461</b>	<b>272 240</b>	<b>290 314</b>	<b>314 218</b>	<b>333 571</b>	<b>345 933</b>
<b>205 Transportation</b>	<b>63 137</b>	<b>56 877</b>	<b>58 283</b>	<b>65 079</b>	<b>74 982</b>	<b>79 123</b>	<b>84 253</b>	<b>85 926</b>	<b>88 535</b>	<b>94 322</b>
206 Sea transport	20 772	18 221	18 062	19 846	21 993	22 485	24 560	38 715	39 397	42 927
207 Passenger transport on sea	1 231	1 187	1 206	1 312	1 463	1 589	1 715	1 257	1 342	1 414
208 Freight transport on sea	19 541	17 034	16 856	18 534	20 530	20 896	22 845	27 772	27 329	29 390
209 Support. auxiliary and other services	:	:	:	:	:	:	:	9 686	10 726	12 123
210 Air transport	11 688	11 407	12 329	14 574	15 664	16 959	17 594	28 002	28 675	30 304
211 Passenger transport by air	9 463	9 438	10 370	12 164	12 958	14 207	14 750	15 238	15 471	16 335
212 Freight transport by air	2 225	1 969	1 959	2 410	2 706	2 752	2 844	2 493	2 251	2 604
213 Supporting, auxiliary and other services	:	:	:	:	:	:	:	10 271	10 954	11 365
214 Other transportation	30 676	27 251	27 894	30 662	37 326	39 676	42 097	19 208	20 462	21 091
<b>236 Travel</b>	<b>45 391</b>	<b>50 089</b>	<b>56 449</b>	<b>62 871</b>	<b>67 895</b>	<b>73 315</b>	<b>78 274</b>	<b>89 878</b>	<b>93 736</b>	<b>98 793</b>
<b>981 Other services</b>	<b>60 927</b>	<b>57 813</b>	<b>59 859</b>	<b>66 098</b>	<b>75 594</b>	<b>84 463</b>	<b>93 188</b>	<b>125 277</b>	<b>139 771</b>	<b>148 251</b>
245 Communications services	3 405	3 471	3 445	3 631	3 644	3 856	4 368	4 967	4 531	4 893
249 Construction services	5 157	4 139	3 598	3 746	4 196	4 503	5 256	6 927	7 518	8 221
253 Insurance services	3 827	3 840	3 988	4 623	4 813	4 410	4 785	5 785	6 377	9 579
260 Financial services	4 289	4 071	4 884	5 504	8 075	11 025	11 599	17 960	22 050	18 058
262 Computer and information services	:	:	:	:	:	:	:	3 378	4 148	4 518
266 Royalties and licence fees	6 311	6 641	7 295	9 203	10 416	11 280	11 975	12 706	13 850	14 999
268 Other business services	28 584	26 616	26 852	28 447	32 998	36 406	41 757	57 211	63 389	69 642
269 Merchanting and other trade-related serv.	12 997	11 720	11 770	12 239	13 953	14 906	15 498	12 486	13 324	14 948
270 Merchanting	0	0	0	0	0	0	0	458	937	578
271 Other trade related services	12 997	11 720	11 770	12 239	13 953	14 906	15 498	12 028	12 387	14 370
272 Operational leasing	:	:	:	:	:	:	:	2 880	3 491	3 805
273 Misc. business, prof. and technical serv.	15 587	14 896	15 082	16 208	19 045	21 500	26 259	41 845	46 573	50 890
274 Legal, account., man., cons. and pub. rel.	:	:	:	:	:	:	:	4 183	5 066	6 008
278 Adv., market res. and polling	3 525	3 758	3 835	3 857	4 409	4 960	5 968	4 703	5 073	5 304
279 Research and development	:	:	:	:	:	:	:	5 709	6 441	6 747
280 Architect., engin. and other technical	:	:	:	:	:	:	:	8 610	9 760	9 624
281 Agric., mining and on-site processing	:	:	:	:	:	:	:	2 022	2 209	2 269
284 Other	:	:	:	:	:	:	:	4 772	5 203	6 095
285 Serv. between affiliated enterprises, nie	:	:	:	:	:	:	:	11 845	12 821	14 842
287 Personal, cultural and recreational services	1 879	1 871	2 277	2 525	2 870	4 182	4 447	6 161	7 382	7 666
288 Audio-visual and related services	:	:	:	:	:	:	:	3 889	4 736	4 929
289 Other personal, cultural and recreational	:	:	:	:	:	:	:	2 272	2 646	2 736
291 Government services, n i e	7 474	7 166	7 513	8 418	8 577	8 800	8 999	10 183	10 527	10 675
<b>982 Services not allocated</b>	<b>20 911</b>	<b>22 232</b>	<b>22 132</b>	<b>23 063</b>	<b>26 989</b>	<b>35 340</b>	<b>34 597</b>	<b>13 138</b>	<b>11 529</b>	<b>4 567</b>
<b>300 INCOME</b>	<b>201 936</b>	<b>178 072</b>	<b>174 568</b>	<b>208 260</b>	<b>269 826</b>	<b>316 845</b>	<b>362 782</b>	<b>381 785</b>	<b>415 580</b>	<b>435 711</b>
310 Compensation of employees	8 187	8 287	8 455	9 694	10 884	12 440	12 597	14 489	15 741	12 690
320 Investment Income	193 749	169 785	166 113	198 566	258 942	304 405	350 185	367 296	399 838	423 020
<b>379 CURRENT TRANSFERS</b>	<b>86 103</b>	<b>99 005</b>	<b>102 633</b>	<b>119 524</b>	<b>127 680</b>	<b>131 471</b>	<b>163 853</b>	<b>166 548</b>	<b>169 292</b>	<b>175 747</b>
<b>993 CURRENT ACCOUNT</b>	<b>:</b>	<b>:</b>	<b>:</b>	<b>:</b>	<b>:</b>	<b>:</b>	<b>:</b>	<b>1 987 727</b>	<b>1 989 113</b>	<b>2 138 062</b>
<b>994 CAPITAL ACCOUNT</b>	<b>:</b>	<b>:</b>	<b>:</b>	<b>:</b>	<b>:</b>	<b>:</b>	<b>:</b>	<b>12 478</b>	<b>14 617</b>	<b>17 549</b>
<b>010 CURRENT + CAPITAL ACCOUNT</b>	<b>1 281 218</b>	<b>1 197 593</b>	<b>1 244 456</b>	<b>1 398 476</b>	<b>1 631 735</b>	<b>1 759 429</b>	<b>1 905 779</b>	<b>2 000 205</b>	<b>2 003 730</b>	<b>2 155 611</b>
<b>995 FINANCIAL ACCOUNT</b>	<b>:</b>	<b>:</b>	<b>:</b>	<b>:</b>	<b>:</b>	<b>:</b>	<b>:</b>	<b>:</b>	<b>:</b>	<b>:</b>
<b>998 NET ERRORS AND OMISSIONS</b>	<b>:</b>	<b>:</b>	<b>:</b>	<b>:</b>	<b>:</b>	<b>:</b>	<b>:</b>	<b>:</b>	<b>:</b>	<b>:</b>

## 5.1.

Reporter: EUR12

Partner: World

		(Mio ECU)									
		1985	1986	1987	1988	1989	1990	1991	1992	1993	1994
		<b>Net</b>									
100	<b>GOODS</b>	9 869	40 442	25 690	16 167	3 443	-214	-26 756	-9 471	55 309	68 911
200	<b>SERVICES</b>	36 536	29 909	27 120	17 789	21 876	18 642	16 458	11 509	10 316	7 696
205	<b>Transportation</b>	2 409	605	358	1 149	1 002	-1 185	-654	-3 262	-1 408	-3 368
206	Sea transport	-1 573	-2 044	-2 237	-1 931	-1 589	-2 752	-3 461	-7 194	-5 538	-6 652
207	Passenger transport on sea	271	176	94	142	96	53	-51	324	280	261
208	Freight transport on sea	-1 844	-2 220	-2 331	-2 073	-1 685	-2 805	-3 410	-4 211	-1 505	-1 221
209	Support. auxiliary and other services	:	:	:	:	:	:	:	-3 297	-4 313	-5 692
210	Air transport	2 312	1 319	1 181	547	2 446	2 191	2 121	2 904	3 940	3 262
211	Passenger transport by air	1 838	531	338	-200	1 655	1 276	1 008	1 996	2 632	2 295
212	Freight transport by air	474	788	843	747	791	915	1 113	1 465	2 043	1 947
213	Supporting, auxiliary and other services	:	:	:	:	:	:	:	-548	-735	-980
214	Other transportation	1 669	1 325	1 411	2 531	143	-620	689	1 018	190	21
236	<b>Travel</b>	13 496	8 137	5 561	3 588	5 335	5 360	5 217	2 937	2 160	2 952
981	<b>Other services</b>	12 205	13 258	12 815	6 383	7 086	7 321	5 014	4 010	3 058	3 603
245	Communications services	227	303	66	-56	-12	221	-268	-638	-731	-805
249	Construction services	4 899	3 964	3 804	3 029	3 429	3 702	3 939	3 654	3 953	3 696
253	Insurance services	1 884	3 127	2 725	850	-1 110	-1 602	-1 663	273	1 100	1 214
260	Financial services	1 770	2 594	3 469	3 857	4 841	3 581	3 109	4 294	5 443	5 515
262	Computer and information services	:	:	:	:	:	:	:	-708	-535	-406
266	Royalties and licence fees	-2 328	-2 640	-2 939	-3 888	-4 402	-4 614	-5 006	-4 703	-4 988	-5 140
268	Other business services	-561	-381	-622	-2 169	-1 177	1 038	248	-2 048	-2 610	-944
269	Merchandising and other trade-related serv.	-1 572	-1 710	-1 759	-3 178	-2 139	-842	-351	-2 356	-3 006	-2 916
270	Merchandising	4 646	3 614	3 654	2 142	4 430	5 471	5 734	3 155	2 870	3 499
271	Other trade related services	-6 220	-5 325	-5 416	-5 319	-6 568	-6 315	-6 084	-5 510	-5 875	-6 415
272	Operational leasing	:	:	:	:	:	:	:	-1 177	-1 397	-1 385
273	Misc. business, prof. and technical serv.	1 011	1 329	1 137	1 009	962	1 880	599	1 485	1 793	3 357
274	Legal, account., man., cons. and pub. rel.	:	:	:	:	:	:	:	-570	-958	-997
278	Adv., market res. and polling	-776	-852	-666	-786	-1 109	-1 225	-1 542	-1 420	-1 652	-1 473
279	Research and development	:	:	:	:	:	:	:	-1 454	-1 261	-794
280	Architect., engin. and other technical	:	:	:	:	:	:	:	2 789	1 928	2 892
281	Agric., mining and on-site processing	:	:	:	:	:	:	:	-841	-986	-685
284	Other	:	:	:	:	:	:	:	1 807	2 785	3 009
285	Serv. between affiliated enterprises, nie	:	:	:	:	:	:	:	1 174	1 936	1 406
287	Personal, cultural and recreational services	-370	-572	-723	-1 047	-1 152	-1 446	-1 828	-1 465	-2 072	-1 963
288	Audio-visual and related services	:	:	:	:	:	:	:	-1 898	-2 431	-2 378
289	Other personal, cultural and recreational	:	:	:	:	:	:	:	433	360	415
291	Government services, n i e	6 684	6 863	7 049	5 802	6 675	6 445	6 484	5 352	3 497	2 435
982	<b>Services not allocated</b>	8 427	7 910	8 384	6 670	8 455	7 144	6 882	7 824	6 506	4 509
300	<b>INCOME</b>	-12 882	-12 218	-12 859	-16 710	-11 885	-23 377	-26 340	-25 760	-25 751	-33 260
310	Compensation of employees	-744	-372	-694	-849	-1 396	-2 704	-2 807	-2 618	-3 294	-1 419
320	Investment Income	-12 138	-11 846	-12 165	-15 861	-10 489	-20 673	-23 533	-23 142	-22 457	-31 842
379	<b>CURRENT TRANSFERS</b>	-11 940	-14 899	-12 009	-13 018	-13 903	-19 410	-23 804	-29 786	-25 910	-32 894
993	<b>CURRENT ACCOUNT</b>	:	:	:	:	:	:	:	-53 507	13 964	10 453
994	<b>CAPITAL ACCOUNT</b>	:	:	:	:	:	:	:	279	-1 449	-3 623
010	<b>CURRENT + CAPITAL ACCOUNT</b>	21 583	43 235	27 939	4 228	-467	-24 360	-60 441	-53 228	12 515	6 830
995	<b>FINANCIAL ACCOUNT</b>	:	:	:	:	:	:	:	46 285	17 331	646
998	<b>NET ERRORS AND OMISSIONS</b>	:	:	:	:	:	:	:	6 943	-29 846	-7 476

## 5.1.

Reporter: EUR12

Partner: World

	(in %)									
	1985	1986	1987	1988	1989	1990	1991	1992	1993	1994
	<b>Cover ratio</b>									
<b>100 GOODS</b>	<b>101</b>	<b>106</b>	<b>103</b>	<b>102</b>	<b>100</b>	<b>100</b>	<b>98</b>	<b>99</b>	<b>105</b>	<b>106</b>
<b>200 SERVICES</b>	<b>119</b>	<b>116</b>	<b>114</b>	<b>108</b>	<b>109</b>	<b>107</b>	<b>106</b>	<b>104</b>	<b>103</b>	<b>102</b>
<b>205 Transportation</b>	<b>104</b>	<b>101</b>	<b>101</b>	<b>102</b>	<b>101</b>	<b>99</b>	<b>99</b>	<b>96</b>	<b>98</b>	<b>96</b>
206 Sea transport	92	89	88	90	93	88	86	81	86	85
207 Passenger transport on sea	122	115	108	111	107	103	97	126	121	118
208 Freight transport on sea	91	87	86	89	92	87	85	85	94	96
209 Support. auxiliary and other services	:	:	:	:	:	:	:	66	60	53
210 Air transport	120	112	110	104	116	113	112	110	114	111
211 Passenger transport by air	119	106	103	98	113	109	107	113	117	114
212 Freight transport by air	121	140	143	131	129	133	139	159	191	175
213 Supporting, auxiliary and other services	:	:	:	:	:	:	:	95	93	91
214 Other transportation	105	105	105	108	100	98	102	105	101	100
<b>236 Travel</b>	<b>130</b>	<b>116</b>	<b>110</b>	<b>106</b>	<b>108</b>	<b>107</b>	<b>107</b>	<b>103</b>	<b>102</b>	<b>103</b>
<b>981 Other services</b>	<b>120</b>	<b>123</b>	<b>121</b>	<b>110</b>	<b>109</b>	<b>109</b>	<b>105</b>	<b>103</b>	<b>102</b>	<b>102</b>
245 Communications services	107	109	102	98	100	106	94	87	84	84
249 Construction services	195	196	206	181	182	182	175	153	153	145
253 Insurance services	149	181	168	118	77	64	65	105	117	113
260 Financial services	141	164	171	170	160	132	127	124	125	131
262 Computer and information services	:	:	:	:	:	:	:	79	87	91
266 Royalties and licence fees	63	60	60	58	58	59	58	63	64	66
268 Other business services	98	99	98	92	96	103	101	96	96	99
269 Merchanting and other trade-related serv.	88	85	85	74	85	94	98	81	77	80
270 Merchanting	:	:	:	:	:	:	:	789	406	706
271 Other trade related services	52	55	54	57	53	58	61	54	53	55
272 Operational leasing	:	:	:	:	:	:	:	59	60	64
273 Misc. business, prof. and technical serv.	106	109	108	106	105	109	102	104	104	107
274 Legal, account., man., cons. and pub. rel.	:	:	:	:	:	:	:	86	81	83
278 Adv., market res. and polling	78	77	83	80	75	75	74	70	67	72
279 Research and development	:	:	:	:	:	:	:	75	80	88
280 Architect., engin. and other technical	:	:	:	:	:	:	:	132	120	130
281 Agric., mining and on-site processing	:	:	:	:	:	:	:	58	55	70
284 Other	:	:	:	:	:	:	:	138	154	149
285 Serv. between affiliated enterprises, nie	:	:	:	:	:	:	:	110	115	109
287 Personal, cultural and recreational services	80	69	68	59	60	65	59	76	72	74
288 Audio-visual and related services	:	:	:	:	:	:	:	51	49	52
289 Other personal, cultural and recreational	:	:	:	:	:	:	:	119	114	115
291 Government services, n i e	189	196	194	169	178	173	172	153	133	123
<b>982 Services not allocated</b>	<b>140</b>	<b>136</b>	<b>138</b>	<b>129</b>	<b>131</b>	<b>120</b>	<b>120</b>	<b>160</b>	<b>156</b>	<b>199</b>
<b>300 INCOME</b>	<b>94</b>	<b>93</b>	<b>93</b>	<b>92</b>	<b>96</b>	<b>93</b>	<b>93</b>	<b>93</b>	<b>94</b>	<b>92</b>
310 Compensation of employees	91	96	92	91	87	78	78	82	79	89
320 Investment Income	94	93	93	92	96	93	93	94	94	92
<b>379 CURRENT TRANSFERS</b>	<b>86</b>	<b>85</b>	<b>88</b>	<b>89</b>	<b>89</b>	<b>85</b>	<b>85</b>	<b>82</b>	<b>85</b>	<b>81</b>
<b>993 CURRENT ACCOUNT</b>	<b>:</b>	<b>:</b>	<b>:</b>	<b>:</b>	<b>:</b>	<b>:</b>	<b>:</b>	<b>97</b>	<b>101</b>	<b>100</b>
<b>994 CAPITAL ACCOUNT</b>	<b>:</b>	<b>:</b>	<b>:</b>	<b>:</b>	<b>:</b>	<b>:</b>	<b>:</b>	<b>102</b>	<b>90</b>	<b>79</b>
<b>010 CURRENT + CAPITAL ACCOUNT</b>	<b>102</b>	<b>104</b>	<b>102</b>	<b>100</b>	<b>100</b>	<b>99</b>	<b>97</b>	<b>97</b>	<b>101</b>	<b>100</b>
<b>995 FINANCIAL ACCOUNT</b>	<b>:</b>	<b>:</b>	<b>:</b>	<b>:</b>	<b>:</b>	<b>:</b>	<b>:</b>	<b>:</b>	<b>:</b>	<b>:</b>
<b>998 NET ERRORS AND OMISSIONS</b>	<b>:</b>	<b>:</b>	<b>:</b>	<b>:</b>	<b>:</b>	<b>:</b>	<b>:</b>	<b>:</b>	<b>:</b>	<b>:</b>

## 5.2.

Reporter: EUR12

Partner: Intra EUR12

	(Mio ECU)									
	1985	1986	1987	1988	1989	1990	1991	1992	1993	1994
	<b>Credit</b>									
<b>100 GOODS</b>	<b>438 350</b>	<b>435 794</b>	<b>463 947</b>	<b>518 019</b>	<b>593 907</b>	<b>629 377</b>	<b>658 548</b>	<b>689 531</b>	<b>656 500</b>	<b>729 317</b>
<b>200 SERVICES</b>	<b>93 125</b>	<b>94 465</b>	<b>100 826</b>	<b>105 101</b>	<b>120 609</b>	<b>134 841</b>	<b>146 899</b>	<b>154 959</b>	<b>169 283</b>	<b>176 523</b>
<b>205 Transportation</b>	<b>27 905</b>	<b>25 647</b>	<b>26 312</b>	<b>28 087</b>	<b>32 089</b>	<b>33 594</b>	<b>36 326</b>	<b>35 616</b>	<b>37 278</b>	<b>39 679</b>
206 Sea transport	8 142	7 397	7 176	7 828	8 811	8 759	9 300	12 524	13 816	14 778
207 Passenger transport on sea	703	798	763	686	744	794	802	682	717	742
208 Freight transport on sea	7 439	6 599	6 413	7 142	8 067	7 965	8 498	9 163	10 256	11 049
209 Support. auxiliary and other services	:	:	:	:	:	:	:	2 679	2 843	2 988
210 Air transport	3 982	3 989	4 011	4 973	5 835	6 338	6 773	10 517	11 098	11 773
211 Passenger transport by air	3 324	3 326	3 310	4 224	4 944	5 337	5 659	6 161	6 575	6 957
212 Freight transport by air	658	663	701	749	891	1 001	1 114	1 158	1 335	1 476
213 Supporting, auxiliary and other services	:	:	:	:	:	:	:	3 198	3 188	3 340
214 Other transportation	15 779	14 259	15 126	15 287	17 445	18 497	20 251	12 575	12 364	13 128
<b>236 Travel</b>	<b>27 143</b>	<b>28 884</b>	<b>32 098</b>	<b>34 857</b>	<b>37 437</b>	<b>41 407</b>	<b>45 555</b>	<b>49 978</b>	<b>55 324</b>	<b>59 224</b>
<b>981 Other services</b>	<b>22 658</b>	<b>23 514</b>	<b>25 283</b>	<b>25 739</b>	<b>30 931</b>	<b>36 386</b>	<b>41 594</b>	<b>58 370</b>	<b>67 159</b>	<b>72 563</b>
245 Communications services	1 301	1 419	1 244	1 237	1 168	1 452	1 383	1 433	1 428	1 649
249 Construction services	1 666	1 607	1 530	1 544	1 842	2 242	2 666	4 115	4 395	3 970
253 Insurance services	1 092	1 271	1 341	1 319	1 295	1 033	1 163	2 721	3 172	5 305
260 Financial services	2 715	2 750	3 481	3 971	5 727	6 693	7 575	10 671	14 045	12 099
262 Computer and information services	:	:	:	:	:	:	:	1 344	1 790	1 777
266 Royalties and licence fees	1 225	1 378	1 458	1 835	2 119	2 521	2 535	2 970	3 449	3 971
268 Other business services	11 708	11 858	12 868	12 557	14 996	18 001	21 957	28 475	31 748	36 712
269 Merchanted and other trade-related serv.	5 754	5 349	5 740	5 225	6 745	7 974	8 796	5 981	5 934	8 105
270 Merchanted	2 074	1 810	1 960	1 211	2 519	3 056	3 084	1 946	1 967	3 522
271 Other trade related services	3 681	3 538	3 781	4 014	4 226	4 918	5 715	4 036	3 967	4 582
272 Operational leasing	:	:	:	:	:	:	:	812	1 080	1 240
273 Misc. business, prof. and technical serv.	5 954	6 509	7 128	7 332	8 251	10 027	13 161	21 682	24 734	27 368
274 Legal, account., man., cons. and pub. rel.	:	:	:	:	:	:	:	1 612	1 881	2 384
278 Adv., market res. and polling	1 579	1 745	2 010	1 978	2 155	2 489	2 937	1 975	2 224	2 422
279 Research and development	:	:	:	:	:	:	:	2 522	3 258	3 845
280 Architect., engin. and other technical	:	:	:	:	:	:	:	5 088	5 225	5 275
281 Agric., mining and on-site processing	:	:	:	:	:	:	:	232	275	325
284 Other	:	:	:	:	:	:	:	2 753	3 651	4 002
285 Serv. between affiliated enterprises, nie	:	:	:	:	:	:	:	7 500	8 220	9 116
287 Personal, cultural and recreational services	509	552	694	691	755	1 414	1 394	1 786	2 315	2 504
288 Audio-visual and related services	:	:	:	:	:	:	:	924	1 164	1 292
289 Other personal, cultural and recreational	:	:	:	:	:	:	:	862	1 151	1 212
291 Government services, n i e	2 438	2 685	2 666	2 586	3 029	3 023	2 923	4 855	4 818	4 575
<b>982 Services not allocated</b>	<b>15 420</b>	<b>16 421</b>	<b>17 134</b>	<b>16 418</b>	<b>20 152</b>	<b>23 455</b>	<b>23 421</b>	<b>10 995</b>	<b>9 521</b>	<b>5 057</b>
<b>300 INCOME</b>	<b>67 837</b>	<b>63 650</b>	<b>63 106</b>	<b>73 994</b>	<b>104 779</b>	<b>132 590</b>	<b>162 032</b>	<b>174 046</b>	<b>200 210</b>	<b>210 827</b>
310 Compensation of employees	2 686	2 803	2 674	3 088	3 103	3 379	3 682	6 245	6 547	6 060
320 Investment Income	65 151	60 847	60 432	70 906	101 676	129 211	158 350	167 801	193 663	204 768
<b>379 CURRENT TRANSFERS</b>	<b>62 511</b>	<b>72 525</b>	<b>79 657</b>	<b>93 860</b>	<b>100 159</b>	<b>97 370</b>	<b>120 889</b>	<b>117 213</b>	<b>128 536</b>	<b>127 808</b>
<b>993 CURRENT ACCOUNT</b>	:	:	:	:	:	:	:	<b>1 135 748</b>	<b>1 154 529</b>	<b>1 244 476</b>
<b>994 CAPITAL ACCOUNT</b>	:	:	:	:	:	:	:	:	:	:
<b>010 CURRENT + CAPITAL ACCOUNT</b>	<b>661 823</b>	<b>666 436</b>	<b>707 536</b>	<b>790 975</b>	<b>919 451</b>	<b>994 180</b>	<b>1 088 370</b>	:	:	:
<b>995 FINANCIAL ACCOUNT</b>	:	:	:	:	:	:	:	:	:	:
<b>998 NET ERRORS AND OMISSIONS</b>	:	:	:	:	:	:	:	:	:	:



## 5.2.

Reporter: EUR12

Partner: Intra EUR12

(Mio ECU)

	1985	1986	1987	1988	1989	1990	1991	1992	1993	1994
	<b>Debit</b>									
<b>100 GOODS</b>	<b>427 638</b>	<b>425 060</b>	<b>452 550</b>	<b>500 953</b>	<b>575 747</b>	<b>611 375</b>	<b>638 312</b>	<b>651 959</b>	<b>594 310</b>	<b>657 273</b>
<b>200 SERVICES</b>	<b>89 144</b>	<b>92 466</b>	<b>97 742</b>	<b>108 990</b>	<b>120 426</b>	<b>134 590</b>	<b>148 331</b>	<b>161 743</b>	<b>170 539</b>	<b>177 853</b>
<b>205 Transportation</b>	<b>26 909</b>	<b>25 437</b>	<b>25 701</b>	<b>29 850</b>	<b>33 900</b>	<b>36 227</b>	<b>39 807</b>	<b>41 534</b>	<b>41 662</b>	<b>45 066</b>
206 Sea transport	7 947	7 399	7 099	8 622	9 453	9 787	11 382	19 021	18 924	20 714
207 Passenger transport on sea	783	750	741	860	934	990	1 113	887	950	1 011
208 Freight transport on sea	7 164	6 649	6 358	7 762	8 519	8 797	10 269	14 151	13 622	14 672
209 Support. auxiliary and other services	:	:	:	:	:	:	:	3 983	4 352	5 031
210 Air transport	3 646	3 501	3 783	4 891	5 518	6 150	6 796	10 921	11 142	12 003
211 Passenger transport by air	2 861	2 773	3 031	4 041	4 496	5 006	5 514	5 564	5 723	6 010
212 Freight transport by air	785	728	752	850	1 022	1 144	1 282	1 130	969	1 150
213 Supporting, auxiliary and other services	:	:	:	:	:	:	:	4 228	4 449	4 843
214 Other transportation	15 313	14 535	14 820	16 339	18 928	20 290	21 629	11 591	11 596	12 349
<b>236 Travel</b>	<b>25 404</b>	<b>28 419</b>	<b>32 095</b>	<b>35 520</b>	<b>37 354</b>	<b>39 616</b>	<b>43 522</b>	<b>49 078</b>	<b>50 874</b>	<b>54 470</b>
<b>981 Other services</b>	<b>25 800</b>	<b>25 794</b>	<b>27 583</b>	<b>30 186</b>	<b>34 271</b>	<b>39 904</b>	<b>46 403</b>	<b>64 235</b>	<b>71 883</b>	<b>75 701</b>
245 Communications services	1 146	1 234	1 186	1 269	1 121	1 391	1 404	2 014	1 801	1 950
249 Construction services	1 539	1 498	1 378	1 514	1 806	2 015	2 459	3 478	3 538	3 841
253 Insurance services	1 887	1 984	1 957	2 217	2 446	2 303	2 739	3 111	3 779	5 675
260 Financial services	2 735	2 351	2 791	2 987	4 046	5 896	7 081	10 433	12 625	10 709
262 Computer and information services	:	:	:	:	:	:	:	1 600	1 973	2 063
266 Royalties and licence fees	1 532	1 791	1 969	2 594	2 789	3 121	3 480	4 159	4 733	5 083
268 Other business services	12 834	12 689	13 584	14 341	16 739	19 534	23 274	30 824	34 094	37 218
269 Merchanting and other trade-related serv.	5 699	5 366	5 743	6 013	6 614	7 415	7 819	5 838	5 999	6 637
270 Merchanting	0	0	0	0	0	0	0	223	411	271
271 Other trade related services	5 699	5 366	5 743	6 013	6 614	7 415	7 819	5 615	5 588	6 366
272 Operational leasing	:	:	:	:	:	:	:	1 269	1 551	1 792
273 Misc. business, prof. and technical serv.	7 135	7 323	7 841	8 328	10 125	12 119	15 455	23 717	26 543	28 790
274 Legal, account., man., cons. and pub. rel.	:	:	:	:	:	:	:	1 993	2 434	2 954
278 Adv., market res. and polling	1 981	2 198	2 363	2 456	2 880	3 354	4 121	2 814	2 988	3 071
279 Research and development	:	:	:	:	:	:	:	3 870	4 374	4 683
280 Architect., engin. and other technical	:	:	:	:	:	:	:	5 026	5 529	5 614
281 Agric., mining and on-site processing	:	:	:	:	:	:	:	1 035	1 175	1 259
284 Other	:	:	:	:	:	:	:	2 531	2 973	3 166
285 Serv. between affiliated enterprises, nie	:	:	:	:	:	:	:	6 448	7 071	8 043
287 Personal, cultural and recreational services	731	832	1 005	1 100	1 210	1 597	1 779	2 717	3 386	3 366
288 Audio-visual and related services	:	:	:	:	:	:	:	1 494	1 909	1 865
289 Other personal, cultural and recreational	:	:	:	:	:	:	:	1 223	1 477	1 500
291 Government services, n i e	3 393	3 413	3 710	4 164	4 114	4 048	4 186	5 899	5 955	5 796
<b>982 Services not allocated</b>	<b>11 030</b>	<b>12 816</b>	<b>12 364</b>	<b>13 434</b>	<b>14 902</b>	<b>18 844</b>	<b>18 600</b>	<b>6 896</b>	<b>6 121</b>	<b>2 616</b>
<b>300 INCOME</b>	<b>75 964</b>	<b>72 586</b>	<b>73 615</b>	<b>86 256</b>	<b>117 030</b>	<b>149 836</b>	<b>184 630</b>	<b>199 797</b>	<b>226 211</b>	<b>240 005</b>
310 Compensation of employees	4 530	4 789	5 065	5 584	6 058	7 149	7 585	8 906	9 482	7 924
320 Investment Income	71 434	67 797	68 550	80 672	110 972	142 687	177 045	190 891	216 729	232 081
<b>379 CURRENT TRANSFERS</b>	<b>61 425</b>	<b>72 427</b>	<b>77 173</b>	<b>90 928</b>	<b>95 980</b>	<b>95 710</b>	<b>118 541</b>	<b>122 846</b>	<b>127 538</b>	<b>132 476</b>
<b>993 CURRENT ACCOUNT</b>	:	:	:	:	:	:	:	<b>1 136 345</b>	<b>1 118 597</b>	<b>1 207 607</b>
<b>994 CAPITAL ACCOUNT</b>	:	:	:	:	:	:	:	:	:	:
<b>010 CURRENT + CAPITAL ACCOUNT</b>	<b>654 171</b>	<b>662 538</b>	<b>701 081</b>	<b>787 128</b>	<b>909 184</b>	<b>991 512</b>	<b>1 089 814</b>	:	:	:
<b>995 FINANCIAL ACCOUNT</b>	:	:	:	:	:	:	:	:	:	:
<b>998 NET ERRORS AND OMISSIONS</b>	:	:	:	:	:	:	:	:	:	:

## 5.2.

Reporter: EUR12

Partner: Intra EUR12

	(Mio ECU)									
	1985	1986	1987	1988	1989	1990	1991	1992	1993	1994
	<b>Asymmetry*</b>									
100 GOODS	10 712	10 734	11 397	17 066	18 160	18 002	20 236	37 572	62 191	72 044
200 SERVICES	3 980	2 000	3 084	-3 890	183	251	-1 431	-6 784	-1 256	-1 329
205 Transportation	996	210	611	-1 763	-1 810	-2 633	-3 480	-5 918	-4 384	-5 387
206 Sea transport	195	-2	77	-794	-642	-1 028	-2 082	-6 497	-5 107	-5 936
207 Passenger transport on sea	-80	48	22	-174	-190	-196	-311	-205	-233	-269
208 Freight transport on sea	275	-50	55	-620	-452	-832	-1 771	-4 988	-3 366	-3 624
209 Support. auxiliary and other services	:	:	:	:	:	:	:	-1 304	-1 508	-2 043
210 Air transport	336	488	228	82	317	188	-23	-404	-44	-230
211 Passenger transport by air	463	553	279	183	448	331	145	597	852	947
212 Freight transport by air	-127	-65	-51	-101	-131	-143	-168	29	365	326
213 Supporting, auxiliary and other services	:	:	:	:	:	:	:	-1 030	-1 261	-1 503
214 Other transportation	466	-276	306	-1 052	-1 483	-1 793	-1 378	983	768	779
236 Travel	1 739	466	3	-663	83	1 791	2 033	900	4 451	4 754
981 Other services	-3 143	-2 280	-2 301	-4 447	-3 340	-3 518	-4 807	-5 865	-4 724	-3 138
245 Communications services	155	185	58	-32	47	61	-21	-581	-373	-301
249 Construction services	127	109	152	30	36	227	207	637	857	129
253 Insurance services	-795	-713	-616	-898	-1 151	-1 270	-1 576	-390	-608	-370
260 Financial services	-20	399	690	984	1 681	797	494	238	1 420	1 390
262 Computer and information services	:	:	:	:	:	:	:	-256	-183	-286
266 Royalties and licence fees	-307	-413	-511	-759	-670	-600	-945	-1 189	-1 284	-1 111
268 Other business services	-1 126	-831	-716	-1 784	-1 743	-1 533	-1 317	-2 349	-2 346	-506
269 Merchancing and other trade-related serv.	55	-17	-3	-788	131	559	977	143	-65	1 468
270 Merchancing	2 074	1 810	1 960	1 211	2 519	3 056	3 084	1 722	1 556	3 252
271 Other trade related services	-2 018	-1 828	-1 962	-1 999	-2 388	-2 497	-2 104	-1 579	-1 621	-1 783
272 Operational leasing	:	:	:	:	:	:	:	-458	-472	-552
273 Misc. business, prof. and technical serv.	-1 181	-814	-713	-996	-1 874	-2 092	-2 294	-2 034	-1 809	-1 422
274 Legal, account., man., cons. and pub. rel.	:	:	:	:	:	:	:	-381	-553	-569
278 Adv., market res. and polling	-402	-453	-353	-478	-725	-865	-1 184	-839	-764	-649
279 Research and development	:	:	:	:	:	:	:	-1 347	-1 116	-839
280 Architect., engin. and other technical	:	:	:	:	:	:	:	62	-304	-340
281 Agric., mining and on-site processing	:	:	:	:	:	:	:	-802	-900	-934
284 Other	:	:	:	:	:	:	:	223	678	835
285 Serv. between affiliated enterprises, nie	:	:	:	:	:	:	:	1 052	1 149	1 073
287 Personal, cultural and recreational services	-222	-280	-311	-409	-455	-183	-385	-931	-1 071	-861
288 Audio-visual and related services	:	:	:	:	:	:	:	-569	-745	-573
289 Other personal, cultural and recreational	:	:	:	:	:	:	:	-362	-326	-288
291 Government services, n i e	-956	-728	-1 044	-1 578	-1 085	-1 025	-1 262	-1 044	-1 136	-1 221
982 Services not allocated	4 390	3 605	4 770	2 984	5 251	4 611	4 821	4 099	3 401	2 441
300 INCOME	-8 126	-8 935	-10 508	-12 262	-12 251	-17 246	-22 598	-25 751	-26 001	-29 178
310 Compensation of employees	-1 843	-1 985	-2 391	-2 496	-2 955	-3 770	-3 903	-2 661	-2 935	-1 864
320 Investment income	-6 283	-6 950	-8 117	-9 766	-9 296	-13 476	-18 695	-23 090	-23 066	-27 314
379 CURRENT TRANSFERS	1 087	98	2 484	2 932	4 179	1 660	2 347	-5 633	999	-4 668
993 CURRENT ACCOUNT	:	:	:	:	:	:	:	-597	35 932	36 870
994 CAPITAL ACCOUNT	:	:	:	:	:	:	:	:	:	:
010 CURRENT + CAPITAL ACCOUNT	7 653	3 898	6 456	3 847	10 268	2 668	-1 445	:	:	:
995 FINANCIAL ACCOUNT	:	:	:	:	:	:	:	:	:	:
998 NET ERRORS AND OMISSIONS	:	:	:	:	:	:	:	:	:	:

\* Asymmetry = (Credit EUR12 with Intra EUR12) - (Debit EUR12 with Intra EUR12) = Net EUR12 with Intra EUR12

## 5.2.

Reporter: EUR12

Partner: Intra EUR12

	(in %)									
	1985	1986	1987	1988	1989	1990	1991	1992	1993	1994
	<b>Relative asymmetry*</b>									
<b>100 GOODS</b>	2	2	2	3	3	3	3	6	10	10
<b>200 SERVICES</b>	4	2	3	-4	0	0	-1	-4	-1	-1
<b>205 Transportation</b>	4	1	2	-6	-5	-8	-9	-15	-11	-13
<b>206 Sea transport</b>	2	-	1	-10	-7	-11	-20	-41	-31	-33
<b>207 Passenger transport on sea</b>	-11	6	3	-23	-23	-22	-32	-26	-28	-31
208 Freight transport on sea	4	-1	1	-8	-5	-10	-19	-43	-28	-28
209 Support. auxiliary and other services	:	:	:	:	:	:	:	-39	-42	-51
<b>210 Air transport</b>	9	13	6	2	6	3	-	-4	-	-2
211 Passenger transport by air	15	18	9	4	9	6	3	10	14	15
212 Freight transport by air	-18	-9	-7	-13	-14	-13	-14	2	32	25
213 Supporting, auxiliary and other services	:	:	:	:	:	:	:	-28	-33	-37
214 Other transportation	3	-2	2	-7	-8	-9	-7	8	6	6
236 Travel	7	2	0	-2	0	4	5	2	8	8
981 Other services	-13	-9	-9	-16	-10	-9	-11	-10	-7	-4
<b>245 Communications services</b>	13	14	5	-3	4	4	-2	-34	-23	-17
<b>249 Construction services</b>	8	7	10	2	2	11	8	17	22	3
253 Insurance services	-53	-44	-37	-51	-62	-76	-81	-13	-17	-7
260 Financial services	-1	16	22	28	34	13	7	2	11	12
262 Computer and information services	:	:	:	:	:	:	:	-17	-10	-15
266 Royalties and licence fees	-22	-26	-30	-34	-27	-21	-31	-33	-31	-25
268 Other business services	-9	-7	-5	-13	-11	-8	-6	-8	-7	-1
269 Merchanting and other trade-related serv.	1	-	-	-14	2	7	12	2	-1	20
270 Merchanting	:	:	:	:	:	:	:	159	131	171
271 Other trade related services	-43	-41	-41	-40	-44	-40	-31	-33	-34	-33
272 Operational leasing	:	:	:	:	:	:	:	-44	-36	-36
273 Misc. business, prof. and technical serv.	-18	-12	-10	-13	-20	-19	-16	-9	-7	-5
274 Legal, account., man., cons. and pub. rel.	:	:	:	:	:	:	:	-21	-26	-21
278 Adv., market res. and polling	-23	-23	-16	-22	-29	-30	-34	-35	-29	-24
279 Research and development	:	:	:	:	:	:	:	-42	-29	-20
280 Architect., engin. and other technical	:	:	:	:	:	:	:	1	-6	-6
281 Agric., mining and on-site processing	:	:	:	:	:	:	:	-127	-124	-118
284 Other	:	:	:	:	:	:	:	8	20	23
285 Serv. between affiliated enterprises, nie	:	:	:	:	:	:	:	15	15	13
287 Personal, cultural and recreational services	-36	-40	-37	-46	-46	-12	-24	-41	-38	-29
288 Audio-visual and related services	:	:	:	:	:	:	:	-47	-49	-36
289 Other personal, cultural and recreational	:	:	:	:	:	:	:	-35	-25	-21
291 Government services, n i e	-33	-24	-33	-47	-30	-29	-36	-19	-21	-24
<b>982 Services not allocated</b>	<b>33</b>	<b>25</b>	<b>32</b>	<b>20</b>	<b>30</b>	<b>22</b>	<b>23</b>	<b>46</b>	<b>43</b>	<b>64</b>
<b>300 INCOME</b>	<b>-11</b>	<b>-13</b>	<b>-15</b>	<b>-15</b>	<b>-11</b>	<b>-12</b>	<b>-13</b>	<b>-14</b>	<b>-12</b>	<b>-13</b>
<b>310 Compensation of employees</b>	<b>-51</b>	<b>-52</b>	<b>-62</b>	<b>-58</b>	<b>-65</b>	<b>-72</b>	<b>-69</b>	<b>-35</b>	<b>-37</b>	<b>-27</b>
<b>320 Investment Income</b>	<b>-9</b>	<b>-11</b>	<b>-13</b>	<b>-13</b>	<b>-9</b>	<b>-10</b>	<b>-11</b>	<b>-13</b>	<b>-11</b>	<b>-13</b>
<b>379 CURRENT TRANSFERS</b>	<b>2</b>	<b>0</b>	<b>3</b>	<b>3</b>	<b>4</b>	<b>2</b>	<b>2</b>	<b>-5</b>	<b>1</b>	<b>-4</b>
<b>993 CURRENT ACCOUNT</b>	<b>:</b>	<b>:</b>	<b>:</b>	<b>:</b>	<b>:</b>	<b>:</b>	<b>:</b>	<b>-</b>	<b>3</b>	<b>3</b>
<b>994 CAPITAL ACCOUNT</b>	<b>:</b>	<b>:</b>	<b>:</b>	<b>:</b>	<b>:</b>	<b>:</b>	<b>:</b>	<b>:</b>	<b>:</b>	<b>:</b>
<b>010 CURRENT + CAPITAL ACCOUNT</b>	<b>1</b>	<b>1</b>	<b>1</b>	<b>0</b>	<b>1</b>	<b>0</b>	<b>-</b>	<b>:</b>	<b>:</b>	<b>:</b>
<b>995 FINANCIAL ACCOUNT</b>	<b>.</b>	<b>.</b>	<b>.</b>	<b>.</b>	<b>.</b>	<b>.</b>	<b>.</b>	<b>.</b>	<b>.</b>	<b>.</b>
<b>998 NET ERRORS AND OMISSIONS</b>	<b>.</b>	<b>.</b>	<b>.</b>	<b>.</b>	<b>.</b>	<b>.</b>	<b>.</b>	<b>.</b>	<b>.</b>	<b>.</b>

\* Relative asymmetry = [100 x asymmetry] / [0.5 x (Credit EUR12 with Intra EUR12 + Debit EUR12 with Intra EUR12)]

## 5.3.

Reporter: EUR12

Partner: Extra EUR12

	(Mio ECU)									
	1985	1986	1987	1988	1989	1990	1991	1992	1993	1994
	<b>Credit</b>									
<b>100 GOODS</b>	<b>374 333</b>	<b>338 152</b>	<b>332 275</b>	<b>351 729</b>	<b>398 305</b>	<b>409 281</b>	<b>403 527</b>	<b>426 175</b>	<b>469 478</b>	<b>520 265</b>
<b>200 SERVICES</b>	<b>133 777</b>	<b>122 454</b>	<b>123 014</b>	<b>129 801</b>	<b>146 730</b>	<b>156 041</b>	<b>159 873</b>	<b>170 768</b>	<b>174 605</b>	<b>177 106</b>
<b>205 Transportation</b>	<b>37 640</b>	<b>31 834</b>	<b>32 329</b>	<b>38 141</b>	<b>43 895</b>	<b>44 346</b>	<b>47 273</b>	<b>47 047</b>	<b>49 848</b>	<b>51 275</b>
206 Sea transport	11 058	8 778	8 651	10 088	11 595	10 977	11 798	19 008	20 042	21 497
207 Passenger transport on sea	800	563	538	768	816	848	861	899	905	933
208 Freight transport on sea	10 258	8 215	8 113	9 320	10 779	10 129	10 937	14 398	15 568	17 121
209 Support. auxiliary and other services	:	:	:	:	:	:	:	3 711	3 569	3 443
210 Air transport	10 019	8 736	9 500	10 147	12 277	12 810	12 943	20 388	21 518	21 793
211 Passenger transport by air	7 977	6 642	7 399	7 740	9 671	10 146	10 100	11 064	11 528	11 673
212 Freight transport by air	2 042	2 094	2 101	2 407	2 606	2 664	2 843	2 800	2 959	3 075
213 Supporting, auxiliary and other services	:	:	:	:	:	:	:	6 525	7 031	7 045
214 Other transportation	16 568	14 316	14 180	17 907	20 024	20 557	22 535	7 651	8 288	7 985
<b>236 Travel</b>	<b>31 744</b>	<b>29 342</b>	<b>29 911</b>	<b>31 603</b>	<b>35 792</b>	<b>37 268</b>	<b>37 937</b>	<b>42 837</b>	<b>40 572</b>	<b>42 521</b>
<b>981 Other services</b>	<b>50 477</b>	<b>47 557</b>	<b>47 395</b>	<b>46 741</b>	<b>51 753</b>	<b>55 400</b>	<b>56 606</b>	<b>70 917</b>	<b>75 670</b>	<b>79 292</b>
245 Communications services	2 332	2 356	2 267	2 340	2 465	2 626	2 715	2 895	2 373	2 439
249 Construction services	8 393	6 497	5 873	5 231	5 779	5 960	6 530	6 466	7 076	7 947
253 Insurance services	4 619	5 696	5 371	4 155	2 404	1 772	1 958	3 337	4 306	5 488
260 Financial services	3 344	3 917	4 873	5 390	7 190	7 912	7 135	11 583	13 447	11 474
262 Computer and information services	:	:	:	:	:	:	:	1 326	1 823	2 335
266 Royalties and licence fees	2 753	2 626	2 898	3 480	3 896	4 146	4 434	5 033	5 413	5 888
268 Other business services	16 315	14 379	13 356	13 724	16 828	19 444	20 045	26 688	29 031	31 986
269 Merchanting and other trade-related serv.	5 668	4 661	4 268	3 837	5 069	6 089	6 350	4 148	4 385	3 927
270 Merchanting	2 571	1 804	1 693	930	1 907	2 415	2 650	1 667	1 840	555
271 Other trade related services	3 099	2 857	2 573	2 905	3 159	3 676	3 700	2 482	2 545	3 372
272 Operational leasing	:	:	:	:	:	:	:	892	1 015	1 181
273 Misc. business, prof. and technical serv.	10 647	9 718	9 088	9 887	11 759	13 355	13 695	21 647	23 631	26 878
274 Legal, account., man., cons. and pub. rel.	:	:	:	:	:	:	:	2 002	2 227	2 627
278 Adv., market res. and polling	1 171	1 164	1 156	1 096	1 146	1 247	1 488	1 308	1 197	1 409
279 Research and development	:	:	:	:	:	:	:	1 733	1 922	2 108
280 Architect., engin. and other technical	:	:	:	:	:	:	:	6 311	6 463	7 242
281 Agric., mining and on-site processing	:	:	:	:	:	:	:	948	948	1 259
284 Other	:	:	:	:	:	:	:	3 825	4 336	5 102
285 Serv. between affiliated enterprises, nie	:	:	:	:	:	:	:	5 519	6 538	7 132
287 Personal, cultural and recreational services	999	749	858	787	962	1 321	1 226	2 910	2 995	3 198
288 Audio-visual and related services	:	:	:	:	:	:	:	1 067	1 141	1 259
289 Other personal, cultural and recreational	:	:	:	:	:	:	:	1 843	1 854	1 939
291 Government services, n i e	11 720	11 343	11 895	11 634	12 224	12 221	12 560	10 680	9 206	8 536
<b>982 Services not allocated</b>	<b>13 917</b>	<b>13 720</b>	<b>13 379</b>	<b>13 316</b>	<b>15 288</b>	<b>19 027</b>	<b>18 059</b>	<b>9 967</b>	<b>8 514</b>	<b>4 018</b>
<b>300 INCOME</b>	<b>121 216</b>	<b>102 204</b>	<b>98 603</b>	<b>117 554</b>	<b>153 163</b>	<b>160 876</b>	<b>174 411</b>	<b>181 980</b>	<b>189 619</b>	<b>191 623</b>
310 Compensation of employees	4 756	5 112	5 085	5 755	6 386	6 357	6 109	5 626	5 901	5 212
320 Investment Income	116 460	97 092	93 518	111 799	146 777	154 519	168 302	176 354	183 718	186 411
<b>379 CURRENT TRANSFERS</b>	<b>11 651</b>	<b>11 582</b>	<b>10 968</b>	<b>12 647</b>	<b>13 618</b>	<b>14 691</b>	<b>19 157</b>	<b>19 549</b>	<b>14 845</b>	<b>15 045</b>
<b>993 CURRENT ACCOUNT</b>	<b>:</b>	<b>:</b>	<b>:</b>	<b>:</b>	<b>:</b>	<b>:</b>	<b>:</b>	<b>798 472</b>	<b>848 547</b>	<b>904 039</b>
<b>994 CAPITAL ACCOUNT</b>	<b>:</b>	<b>:</b>	<b>:</b>	<b>:</b>	<b>:</b>	<b>:</b>	<b>:</b>	<b>:</b>	<b>:</b>	<b>:</b>
<b>010 CURRENT + CAPITAL ACCOUNT</b>	<b>640 977</b>	<b>574 392</b>	<b>564 859</b>	<b>611 730</b>	<b>711 815</b>	<b>740 889</b>	<b>756 970</b>	<b>:</b>	<b>:</b>	<b>:</b>
<b>995 FINANCIAL ACCOUNT</b>	<b>:</b>	<b>:</b>	<b>:</b>	<b>:</b>	<b>:</b>	<b>:</b>	<b>:</b>	<b>:</b>	<b>:</b>	<b>:</b>
<b>998 NET ERRORS AND OMISSIONS</b>	<b>:</b>	<b>:</b>	<b>:</b>	<b>:</b>	<b>:</b>	<b>:</b>	<b>:</b>	<b>:</b>	<b>:</b>	<b>:</b>

## 5.3.

Reporter: EUR12

Partner: Extra EUR12

	(Mio ECU)									
	1985	1986	1987	1988	1989	1990	1991	1992	1993	1994
	<b>Debit</b>									
<b>100 GOODS</b>	<b>375 176</b>	<b>308 446</b>	<b>317 981</b>	<b>352 629</b>	<b>413 022</b>	<b>427 496</b>	<b>450 517</b>	<b>473 217</b>	<b>476 360</b>	<b>523 398</b>
<b>200 SERVICES</b>	<b>101 221</b>	<b>94 546</b>	<b>98 980</b>	<b>108 122</b>	<b>125 034</b>	<b>137 651</b>	<b>141 983</b>	<b>152 475</b>	<b>163 032</b>	<b>168 081</b>
<b>205 Transportation</b>	<b>36 227</b>	<b>31 439</b>	<b>32 583</b>	<b>35 228</b>	<b>41 083</b>	<b>42 897</b>	<b>44 448</b>	<b>44 392</b>	<b>46 873</b>	<b>49 257</b>
206 Sea transport	12 825	10 820	10 964	11 223	12 543	12 702	13 178	19 694	20 473	22 213
207 Passenger transport on sea	449	436	466	453	532	600	602	369	392	403
208 Freight transport on sea	12 376	10 384	10 498	10 770	12 011	12 102	12 576	13 621	13 707	14 718
209 Support. auxiliary and other services	:	:	:	:	:	:	:	5 703	6 374	7 092
210 Air transport	8 043	7 907	8 544	9 683	10 147	10 810	10 801	17 081	17 533	18 301
211 Passenger transport by air	6 603	6 666	7 337	8 124	8 462	9 201	9 238	9 675	9 748	10 325
212 Freight transport by air	1 440	1 241	1 207	1 559	1 685	1 609	1 563	1 363	1 281	1 454
213 Supporting, auxiliary and other services	:	:	:	:	:	:	:	6 043	6 505	6 522
214 Other transportation	15 362	12 714	13 075	14 322	18 398	19 386	20 468	7 617	8 867	8 742
<b>236 Travel</b>	<b>19 989</b>	<b>21 671</b>	<b>24 354</b>	<b>27 352</b>	<b>30 542</b>	<b>33 699</b>	<b>34 753</b>	<b>40 800</b>	<b>42 862</b>	<b>44 323</b>
<b>981 Other services</b>	<b>35 126</b>	<b>32 021</b>	<b>32 272</b>	<b>35 910</b>	<b>41 320</b>	<b>44 561</b>	<b>46 785</b>	<b>61 041</b>	<b>67 889</b>	<b>72 551</b>
245 Communications services	2 260	2 236	2 259	2 362	2 522	2 464	2 964	2 953	2 731	2 943
249 Construction services	3 615	2 642	2 219	2 233	2 392	2 486	2 795	3 449	3 981	4 380
253 Insurance services	1 942	1 855	2 033	2 408	2 367	2 107	2 048	2 674	2 598	3 904
260 Financial services	1 553	1 719	2 095	2 517	4 030	5 131	4 516	7 527	9 425	7 349
262 Computer and information services	:	:	:	:	:	:	:	1 778	2 175	2 455
266 Royalties and licence fees	4 777	4 847	5 327	6 605	7 629	8 159	8 495	8 546	9 117	9 916
268 Other business services	15 751	13 922	13 265	14 106	16 255	16 876	18 484	26 387	29 295	32 424
269 Merchanting and other trade-related serv.	7 297	6 350	6 028	6 225	7 339	7 491	7 680	6 647	7 326	8 311
270 Merchanting	0	0	0	0	0	0	0	235	526	307
271 Other trade related services	7 297	6 350	6 028	6 225	7 339	7 491	7 680	6 413	6 799	8 004
272 Operational leasing	:	:	:	:	:	:	:	1 611	1 940	2 013
273 Misc. business, prof. and technical serv.	8 454	7 572	7 237	7 881	8 916	9 385	10 804	18 128	20 029	22 100
274 Legal, account., man., cons. and pub. rel.	:	:	:	:	:	:	:	2 190	2 632	3 055
278 Adv., market res. and polling	1 543	1 560	1 470	1 401	1 525	1 608	1 848	1 889	2 085	2 233
279 Research and development	:	:	:	:	:	:	:	1 839	2 067	2 064
280 Architect., engin. and other technical	:	:	:	:	:	:	:	3 584	4 231	4 010
281 Agric., mining and on-site processing	:	:	:	:	:	:	:	988	1 034	1 010
284 Other	:	:	:	:	:	:	:	2 241	2 229	2 929
285 Serv. between affiliated enterprises, nie	:	:	:	:	:	:	:	5 397	5 750	6 799
287 Personal, cultural and recreational services	1 148	1 039	1 272	1 425	1 660	2 585	2 668	3 444	3 996	4 300
288 Audio-visual and related services	:	:	:	:	:	:	:	2 396	2 827	3 064
289 Other personal, cultural and recreational	:	:	:	:	:	:	:	1 049	1 168	1 236
291 Government services, n i e	4 080	3 753	3 803	4 253	4 462	4 752	4 812	4 283	4 572	4 879
<b>982 Services not allocated</b>	<b>9 881</b>	<b>9 415</b>	<b>9 771</b>	<b>9 631</b>	<b>12 090</b>	<b>16 494</b>	<b>15 996</b>	<b>6 242</b>	<b>5 408</b>	<b>1 950</b>
<b>300 INCOME</b>	<b>125 971</b>	<b>105 487</b>	<b>100 954</b>	<b>122 002</b>	<b>152 793</b>	<b>167 007</b>	<b>178 152</b>	<b>181 988</b>	<b>189 369</b>	<b>195 706</b>
310 Compensation of employees	3 657	3 500	3 390	4 109	4 823	5 291	5 013	5 583	6 260	4 767
320 Investment Income	122 314	101 987	97 564	117 893	147 970	161 716	173 139	176 406	183 109	190 939
<b>379 CURRENT TRANSFERS</b>	<b>24 678</b>	<b>26 578</b>	<b>25 464</b>	<b>28 596</b>	<b>31 701</b>	<b>35 761</b>	<b>45 311</b>	<b>43 702</b>	<b>41 754</b>	<b>43 271</b>
<b>993 CURRENT ACCOUNT</b>	<b>:</b>	<b>:</b>	<b>:</b>	<b>:</b>	<b>:</b>	<b>:</b>	<b>:</b>	<b>851 382</b>	<b>870 516</b>	<b>930 456</b>
<b>994 CAPITAL ACCOUNT</b>	<b>:</b>	<b>:</b>	<b>:</b>	<b>:</b>	<b>:</b>	<b>:</b>	<b>:</b>	<b>:</b>	<b>:</b>	<b>:</b>
<b>010 CURRENT + CAPITAL ACCOUNT</b>	<b>627 047</b>	<b>535 056</b>	<b>543 378</b>	<b>611 348</b>	<b>722 551</b>	<b>767 916</b>	<b>815 964</b>	<b>:</b>	<b>:</b>	<b>:</b>
<b>995 FINANCIAL ACCOUNT</b>	<b>:</b>	<b>:</b>	<b>:</b>	<b>:</b>	<b>:</b>	<b>:</b>	<b>:</b>	<b>:</b>	<b>:</b>	<b>:</b>
<b>998 NET ERRORS AND OMISSIONS</b>	<b>:</b>	<b>:</b>	<b>:</b>	<b>:</b>	<b>:</b>	<b>:</b>	<b>:</b>	<b>:</b>	<b>:</b>	<b>:</b>

## 5.3.

Reporter: EUR12

Partner: Extra EUR12

	(Mio ECU)									
	1985	1986	1987	1988	1989	1990	1991	1992	1993	1994
	<b>Net*</b>									
100 GOODS										
200 SERVICES										
205 Transportation										
206 Sea transport										
207 Passenger transport on sea										
208 Freight transport on sea										
209 Support. auxiliary and other services										
210 Air transport										
211 Passenger transport by air										
212 Freight transport by air										
213 Supporting, auxiliary and other services										
214 Other transportation										
236 Travel										
981 Other services										
245 Communications services										
249 Construction services										
253 Insurance services										
260 Financial services										
262 Computer and information services										
266 Royalties and licence fees										
268 Other business services										
269 Merchanting and other trade-related serv.										
270 Merchanting										
271 Other trade related services										
272 Operational leasing										
273 Misc. business, prof. and technical serv.										
274 Legal, account., man., cons. and pub. rel.										
278 Adv., market res. and polling										
279 Research and development										
280 Architect., engin. and other technical										
281 Agric., mining and on-site processing										
284 Other										
285 Serv. between affiliated enterprises, nie										
287 Personal, cultural and recreational services										
288 Audio-visual and related services										
289 Other personal, cultural and recreational										
291 Government services, n i e										
982 Services not allocated										
300 INCOME										
310 Compensation of employees										
320 Investment Income										
379 CURRENT TRANSFERS										
993 CURRENT ACCOUNT										
994 CAPITAL ACCOUNT										
010 CURRENT + CAPITAL ACCOUNT										
995 FINANCIAL ACCOUNT										
998 NET ERRORS AND OMISSIONS										

Not relevant

\* Due to Intra EUR12 asymmetries, it is preferable to use the net of EUR12 with the World that is considered to be closer to the correct Extra EUR12 balance

## 5.3.

Reporter: EUR12

Partner: Extra EUR12

	(in %)									
	1985	1986	1987	1988	1989	1990	1991	1992	1993	1994
	<b>Cover ratio</b>									
<b>100 GOODS</b>	<b>100</b>	<b>110</b>	<b>104</b>	<b>100</b>	<b>96</b>	<b>96</b>	<b>90</b>	<b>90</b>	<b>99</b>	<b>99</b>
<b>200 SERVICES</b>	<b>132</b>	<b>130</b>	<b>124</b>	<b>120</b>	<b>117</b>	<b>113</b>	<b>113</b>	<b>112</b>	<b>107</b>	<b>105</b>
<b>205 Transportation</b>	<b>104</b>	<b>101</b>	<b>99</b>	<b>108</b>	<b>107</b>	<b>103</b>	<b>106</b>	<b>106</b>	<b>106</b>	<b>104</b>
<b>206 Sea transport</b>	<b>86</b>	<b>81</b>	<b>79</b>	<b>90</b>	<b>92</b>	<b>86</b>	<b>90</b>	<b>97</b>	<b>98</b>	<b>97</b>
<b>207 Passenger transport on sea</b>	<b>178</b>	<b>129</b>	<b>115</b>	<b>170</b>	<b>153</b>	<b>141</b>	<b>143</b>	<b>243</b>	<b>231</b>	<b>231</b>
208 Freight transport on sea	83	79	77	87	90	84	87	106	114	116
209 Support. auxiliary and other services	:	:	:	:	:	:	:	65	56	49
210 Air transport	125	110	111	105	121	119	120	119	123	119
211 Passenger transport by air	121	100	101	95	114	110	109	114	118	113
212 Freight transport by air	142	169	174	154	155	166	182	205	231	212
213 Supporting, auxiliary and other services	:	:	:	:	:	:	:	108	108	108
214 Other transportation	108	113	108	125	109	106	110	100	93	91
236 Travel	159	135	123	116	117	111	109	105	95	96
981 Other services	144	149	147	130	125	124	121	116	111	109
<b>245 Communications services</b>	<b>103</b>	<b>105</b>	<b>100</b>	<b>99</b>	<b>98</b>	<b>107</b>	<b>92</b>	<b>98</b>	<b>87</b>	<b>83</b>
<b>249 Construction services</b>	<b>232</b>	<b>246</b>	<b>265</b>	<b>234</b>	<b>242</b>	<b>240</b>	<b>234</b>	<b>187</b>	<b>178</b>	<b>181</b>
253 Insurance services	238	307	264	173	102	84	96	125	166	141
260 Financial services	215	228	233	214	178	154	158	154	143	156
262 Computer and information services	:	:	:	:	:	:	:	75	84	95
266 Royalties and licence fees	58	54	54	53	51	51	52	59	59	59
268 Other business services	104	103	101	97	104	115	108	101	99	99
269 Merchanting and other trade-related serv.	78	73	71	62	69	81	83	62	60	47
270 Merchanting	:	:	:	:	:	:	:	710	350	181
271 Other trade related services	42	45	43	47	43	49	48	39	37	42
272 Operational leasing	:	:	:	:	:	:	:	55	52	59
273 Misc. business, prof. and technical serv.	126	128	126	125	132	142	127	119	118	122
274 Legal, account., man., cons. and pub. rel.	:	:	:	:	:	:	:	91	85	86
278 Adv., market res. and polling	76	75	79	78	75	78	81	69	57	63
279 Research and development	:	:	:	:	:	:	:	94	93	102
280 Architect., engin. and other technical	:	:	:	:	:	:	:	176	153	181
281 Agric., mining and on-site processing	:	:	:	:	:	:	:	96	92	125
284 Other	:	:	:	:	:	:	:	171	194	174
285 Serv. between affiliated enterprises, nie	:	:	:	:	:	:	:	102	114	105
287 Personal, cultural and recreational services	87	72	67	55	58	51	46	84	75	74
288 Audio-visual and related services	:	:	:	:	:	:	:	45	40	41
289 Other personal, cultural and recreational	:	:	:	:	:	:	:	176	159	157
291 Government services, n i e	287	302	313	274	274	257	261	249	201	175
<b>982 Services not allocated</b>	<b>141</b>	<b>146</b>	<b>137</b>	<b>138</b>	<b>126</b>	<b>115</b>	<b>113</b>	<b>160</b>	<b>157</b>	<b>206</b>
<b>300 INCOME</b>	<b>96</b>	<b>97</b>	<b>98</b>	<b>96</b>	<b>100</b>	<b>96</b>	<b>98</b>	<b>100</b>	<b>100</b>	<b>98</b>
<b>310 Compensation of employees</b>	<b>130</b>	<b>146</b>	<b>150</b>	<b>140</b>	<b>132</b>	<b>120</b>	<b>122</b>	<b>101</b>	<b>94</b>	<b>109</b>
<b>320 Investment Income</b>	<b>95</b>	<b>95</b>	<b>96</b>	<b>95</b>	<b>99</b>	<b>96</b>	<b>97</b>	<b>100</b>	<b>100</b>	<b>98</b>
<b>379 CURRENT TRANSFERS</b>	<b>47</b>	<b>44</b>	<b>43</b>	<b>44</b>	<b>43</b>	<b>41</b>	<b>42</b>	<b>45</b>	<b>36</b>	<b>35</b>
<b>993 CURRENT ACCOUNT</b>	<b>:</b>	<b>:</b>	<b>:</b>	<b>:</b>	<b>:</b>	<b>:</b>	<b>:</b>	<b>94</b>	<b>97</b>	<b>97</b>
<b>994 CAPITAL ACCOUNT</b>	<b>:</b>	<b>:</b>	<b>:</b>	<b>:</b>	<b>:</b>	<b>:</b>	<b>:</b>	<b>:</b>	<b>:</b>	<b>:</b>
<b>010 CURRENT + CAPITAL ACCOUNT</b>	<b>102</b>	<b>107</b>	<b>104</b>	<b>100</b>	<b>99</b>	<b>96</b>	<b>93</b>	<b>:</b>	<b>:</b>	<b>:</b>
<b>995 FINANCIAL ACCOUNT</b>	<b>.</b>	<b>.</b>	<b>.</b>	<b>.</b>	<b>.</b>	<b>.</b>	<b>.</b>	<b>.</b>	<b>.</b>	<b>.</b>
<b>998 NET ERRORS AND OMISSIONS</b>	<b>.</b>	<b>.</b>	<b>.</b>	<b>.</b>	<b>.</b>	<b>.</b>	<b>.</b>	<b>.</b>	<b>.</b>	<b>.</b>

## 5.4.

Reporter: EUR12

Partner: USA

	(Mio ECU)									
	1985	1986	1987	1988	1989	1990	1991	1992	1993	1994
	<b>Credit</b>									
<b>100 GOODS</b>	<b>84 141</b>	<b>74 081</b>	<b>72 374</b>	<b>72 583</b>	<b>78 494</b>	<b>76 214</b>	<b>70 681</b>	<b>78 871</b>	<b>88 655</b>	<b>98 291</b>
<b>200 SERVICES</b>	<b>51 518</b>	<b>46 728</b>	<b>46 711</b>	<b>45 722</b>	<b>52 301</b>	<b>54 315</b>	<b>54 911</b>	<b>62 018</b>	<b>63 849</b>	<b>66 720</b>
<b>205 Transportation</b>	<b>11 953</b>	<b>9 567</b>	<b>10 000</b>	<b>11 723</b>	<b>14 267</b>	<b>14 309</b>	<b>15 591</b>	<b>15 633</b>	<b>16 197</b>	<b>17 202</b>
206 Sea transport	:	:	:	:	:	:	:	7 588	8 335	8 783
207 Passenger transport on sea	:	:	:	:	:	:	:	423	433	442
208 Freight transport on sea	:	:	:	:	:	:	:	6 455	7 269	7 724
209 Support. auxiliary and other services	:	:	:	:	:	:	:	710	632	618
210 Air transport	:	:	:	:	:	:	:	6 312	6 041	6 267
211 Passenger transport by air	:	:	:	:	:	:	:	4 012	3 752	3 917
212 Freight transport by air	:	:	:	:	:	:	:	1 110	1 110	1 077
213 Supporting, auxiliary and other services	:	:	:	:	:	:	:	1 191	1 179	1 273
214 Other transportation	:	:	:	:	:	:	:	1 733	1 821	2 152
<b>236 Travel</b>	<b>13 984</b>	<b>11 648</b>	<b>11 090</b>	<b>10 866</b>	<b>12 229</b>	<b>12 188</b>	<b>11 834</b>	<b>13 529</b>	<b>12 923</b>	<b>13 259</b>
<b>981 Other services</b>	<b>24 663</b>	<b>24 661</b>	<b>24 607</b>	<b>22 080</b>	<b>24 757</b>	<b>26 770</b>	<b>26 492</b>	<b>30 611</b>	<b>32 776</b>	<b>35 116</b>
245 Communications services	:	:	:	:	:	:	:	1 142	971	1 010
249 Construction services	:	:	:	:	:	:	:	868	1 032	1 190
253 Insurance services	:	:	:	:	:	:	:	1 499	2 078	2 669
260 Financial services	:	:	:	:	:	:	:	5 508	6 598	5 979
262 Computer and information services	:	:	:	:	:	:	:	578	834	1 315
266 Royalties and licence fees	:	:	:	:	:	:	:	2 484	2 626	2 755
268 Other business services	:	:	:	:	:	:	:	9 816	10 887	12 468
269 Merchanting and other trade-related serv.	:	:	:	:	:	:	:	2 652	2 857	3 606
270 Merchanting	:	:	:	:	:	:	:	1 757	1 871	2 417
271 Other trade related services	:	:	:	:	:	:	:	895	985	1 189
272 Operational leasing	:	:	:	:	:	:	:	279	314	390
273 Misc. business, prof. and technical serv.	:	:	:	:	:	:	:	6 885	7 715	8 472
274 Legal, account., man., cons. and pub. rel.	:	:	:	:	:	:	:	505	599	734
278 Adv., market res. and polling	:	:	:	:	:	:	:	396	398	431
279 Research and development	:	:	:	:	:	:	:	1 005	1 040	1 077
280 Architect., engin. and other technical	:	:	:	:	:	:	:	1 165	1 265	1 415
281 Agric., mining and on-site processing	:	:	:	:	:	:	:	250	264	332
284 Other	:	:	:	:	:	:	:	1 022	1 336	1 410
285 Serv. between affiliated enterprises, nie	:	:	:	:	:	:	:	2 543	2 812	3 072
287 Personal, cultural and recreational services	:	:	:	:	:	:	:	780	854	938
288 Audio-visual and related services	:	:	:	:	:	:	:	466	511	572
289 Other personal, cultural and recreational	:	:	:	:	:	:	:	314	343	366
291 Government services, n i e	9 185	8 873	8 984	8 502	8 815	8 357	8 582	7 937	6 896	6 792
<b>982 Services not allocated</b>	<b>918</b>	<b>852</b>	<b>1 013</b>	<b>1 052</b>	<b>1 049</b>	<b>1 049</b>	<b>994</b>	<b>2 245</b>	<b>1 953</b>	<b>1 144</b>
<b>300 INCOME</b>	<b>43 104</b>	<b>35 629</b>	<b>34 705</b>	<b>40 911</b>	<b>50 979</b>	<b>49 546</b>	<b>51 974</b>	<b>56 635</b>	<b>61 436</b>	<b>69 165</b>
310 Compensation of employees	1 638	1 950	1 708	1 927	2 308	2 138	1 702	741	823	592
320 Investment income	41 466	33 679	32 997	38 984	48 671	47 408	50 272	55 894	60 613	68 573
<b>379 CURRENT TRANSFERS</b>	<b>3 156</b>	<b>2 984</b>	<b>2 795</b>	<b>3 357</b>	<b>3 252</b>	<b>3 841</b>	<b>3 656</b>	<b>5 318</b>	<b>4 287</b>	<b>4 614</b>
<b>993 CURRENT ACCOUNT</b>	:	:	:	:	:	:	:	<b>202 843</b>	<b>218 227</b>	<b>238 791</b>
<b>994 CAPITAL ACCOUNT</b>	:	:	:	:	:	:	:	:	:	:
<b>010 CURRENT + CAPITAL ACCOUNT</b>	<b>181 919</b>	<b>159 422</b>	<b>156 583</b>	<b>162 573</b>	<b>185 026</b>	<b>183 917</b>	<b>181 221</b>	:	:	:
<b>995 FINANCIAL ACCOUNT</b>	:	:	:	:	:	:	:	:	:	:
<b>998 NET ERRORS AND OMISSIONS</b>	:	:	:	:	:	:	:	:	:	:



## 5.4.

Reporter: EUR12

Partner: USA

	(Mio ECU)									
	1985	1986	1987	1988	1989	1990	1991	1992	1993	1994
	<b>Debit</b>									
<b>100 GOODS</b>	<b>66 240</b>	<b>55 072</b>	<b>57 080</b>	<b>66 455</b>	<b>80 577</b>	<b>80 827</b>	<b>85 296</b>	<b>88 731</b>	<b>89 593</b>	<b>96 802</b>
<b>200 SERVICES</b>	<b>30 594</b>	<b>28 834</b>	<b>30 756</b>	<b>35 511</b>	<b>42 815</b>	<b>47 298</b>	<b>48 960</b>	<b>53 476</b>	<b>55 758</b>	<b>58 654</b>
<b>205 Transportation</b>	<b>11 237</b>	<b>9 186</b>	<b>9 602</b>	<b>10 988</b>	<b>13 243</b>	<b>13 643</b>	<b>14 545</b>	<b>11 963</b>	<b>11 723</b>	<b>13 103</b>
206 Sea transport	:	:	:	:	:	:	:	5 434	5 161	5 866
207 Passenger transport on sea	:	:	:	:	:	:	:	62	55	58
208 Freight transport on sea	:	:	:	:	:	:	:	3 131	2 982	3 217
209 Support. auxiliary and other services	:	:	:	:	:	:	:	2 241	2 124	2 591
210 Air transport	:	:	:	:	:	:	:	5 096	5 009	5 636
211 Passenger transport by air	:	:	:	:	:	:	:	2 629	2 619	2 990
212 Freight transport by air	:	:	:	:	:	:	:	598	599	609
213 Supporting, auxiliary and other services	:	:	:	:	:	:	:	1 869	1 792	2 037
214 Other transportation	:	:	:	:	:	:	:	1 434	1 553	1 600
<b>236 Travel</b>	<b>5 261</b>	<b>5 944</b>	<b>6 632</b>	<b>7 440</b>	<b>8 956</b>	<b>9 873</b>	<b>10 727</b>	<b>12 607</b>	<b>12 871</b>	<b>13 768</b>
<b>981 Other services</b>	<b>13 934</b>	<b>13 525</b>	<b>14 288</b>	<b>16 770</b>	<b>20 258</b>	<b>23 448</b>	<b>23 379</b>	<b>27 399</b>	<b>29 824</b>	<b>31 229</b>
245 Communications services	:	:	:	:	:	:	:	781	727	848
249 Construction services	:	:	:	:	:	:	:	500	697	682
253 Insurance services	:	:	:	:	:	:	:	1 189	1 105	1 660
260 Financial services	:	:	:	:	:	:	:	4 392	5 312	4 057
262 Computer and information services	:	:	:	:	:	:	:	1 072	1 334	1 858
266 Royalties and licence fees	:	:	:	:	:	:	:	6 287	6 476	6 964
268 Other business services	:	:	:	:	:	:	:	9 798	10 457	11 245
269 Merchanting and other trade-related serv.	:	:	:	:	:	:	:	1 205	1 396	1 499
270 Merchanting	:	:	:	:	:	:	:	61	111	94
271 Other trade related services	:	:	:	:	:	:	:	1 144	1 285	1 405
272 Operational leasing	:	:	:	:	:	:	:	468	626	519
273 Misc. business, prof. and technical serv.	:	:	:	:	:	:	:	8 125	8 435	9 227
274 Legal, account., man., cons. and pub. rel.	:	:	:	:	:	:	:	953	1 020	1 177
278 Adv., market res. and polling	:	:	:	:	:	:	:	660	681	763
279 Research and development	:	:	:	:	:	:	:	1 022	1 043	1 078
280 Architect., engin. and other technical	:	:	:	:	:	:	:	1 259	1 420	1 255
281 Agric., mining and on-site processing	:	:	:	:	:	:	:	519	535	517
284 Other	:	:	:	:	:	:	:	1 049	1 026	1 179
285 Serv. between affiliated enterprises, nie	:	:	:	:	:	:	:	2 663	2 710	3 258
287 Personal, cultural and recreational services	:	:	:	:	:	:	:	1 774	2 054	2 070
288 Audio-visual and related services	:	:	:	:	:	:	:	1 481	1 715	1 743
289 Other personal, cultural and recreational	:	:	:	:	:	:	:	293	339	327
291 Government services, n i e	1 284	1 092	1 152	1 288	1 164	1 441	1 305	1 605	1 661	1 844
<b>982 Services not allocated</b>	<b>163</b>	<b>179</b>	<b>234</b>	<b>314</b>	<b>357</b>	<b>334</b>	<b>310</b>	<b>1 506</b>	<b>1 341</b>	<b>554</b>
<b>300 INCOME</b>	<b>51 298</b>	<b>40 729</b>	<b>39 308</b>	<b>46 008</b>	<b>55 562</b>	<b>52 552</b>	<b>52 649</b>	<b>55 383</b>	<b>61 705</b>	<b>66 515</b>
310 Compensation of employees	992	969	1 020	1 263	1 937	2 253	1 768	1 499	1 726	1 043
320 Investment Income	50 306	39 760	38 288	44 745	53 625	50 299	50 881	53 884	59 979	65 472
<b>379 CURRENT TRANSFERS</b>	<b>2 486</b>	<b>2 994</b>	<b>2 622</b>	<b>3 098</b>	<b>3 476</b>	<b>3 941</b>	<b>8 442</b>	<b>6 204</b>	<b>5 329</b>	<b>5 545</b>
<b>993 CURRENT ACCOUNT</b>	:	:	:	:	:	:	:	<b>203 792</b>	<b>212 385</b>	<b>227 516</b>
<b>994 CAPITAL ACCOUNT</b>	:	:	:	:	:	:	:	:	:	:
<b>010 CURRENT + CAPITAL ACCOUNT</b>	<b>150 618</b>	<b>127 627</b>	<b>129 766</b>	<b>151 072</b>	<b>182 431</b>	<b>184 617</b>	<b>195 345</b>	:	:	:
<b>995 FINANCIAL ACCOUNT</b>	:	:	:	:	:	:	:	:	:	:
<b>998 NET ERRORS AND OMISSIONS</b>	:	:	:	:	:	:	:	:	:	:

## 5.4.

Reporter: EUR12

Partner: USA

(Mio ECU)

	1985	1986	1987	1988	1989	1990	1991	1992	1993	1994
	<b>Net</b>									
100 GOODS	17 901	19 009	15 293	6 129	-2 084	-4 613	-14 615	-9 859	-938	1 490
200 SERVICES	20 924	17 894	15 955	10 212	9 486	7 016	5 951	8 543	8 090	8 066
205 Transportation	717	380	398	735	1 023	666	1 046	3 670	4 474	4 099
206 Sea transport	:	:	:	:	:	:	:	2 154	3 174	2 917
207 Passenger transport on sea	:	:	:	:	:	:	:	361	378	384
208 Freight transport on sea	:	:	:	:	:	:	:	3 324	4 288	4 507
209 Support. auxiliary and other services	:	:	:	:	:	:	:	-1 531	-1 492	-1 973
210 Air transport	:	:	:	:	:	:	:	1 217	1 032	630
211 Passenger transport by air	:	:	:	:	:	:	:	1 383	1 134	927
212 Freight transport by air	:	:	:	:	:	:	:	512	510	468
213 Supporting, auxiliary and other services	:	:	:	:	:	:	:	-678	-612	-764
214 Other transportation	:	:	:	:	:	:	:	300	268	552
236 Travel	8 723	5 705	4 459	3 427	3 272	2 315	1 107	922	52	-510
981 Other services	10 729	11 137	10 319	5 311	4 499	3 321	3 113	3 212	2 952	3 887
245 Communications services	:	:	:	:	:	:	:	360	243	162
249 Construction services	:	:	:	:	:	:	:	368	335	508
253 Insurance services	:	:	:	:	:	:	:	310	973	1 009
260 Financial services	:	:	:	:	:	:	:	1 115	1 286	1 921
262 Computer and information services	:	:	:	:	:	:	:	-494	-500	-543
266 Royalties and licence fees	:	:	:	:	:	:	:	-3 802	-3 849	-4 209
268 Other business services	:	:	:	:	:	:	:	18	429	1 223
269 Merchanting and other trade-related serv.	:	:	:	:	:	:	:	1 447	1 460	2 108
270 Merchanting	:	:	:	:	:	:	:	1 696	1 760	2 323
271 Other trade related services	:	:	:	:	:	:	:	-249	-300	-216
272 Operational leasing	:	:	:	:	:	:	:	-189	-312	-130
273 Misc. business, prof. and technical serv.	:	:	:	:	:	:	:	-1 240	-719	-755
274 Legal, account., man., cons. and pub. rel.	:	:	:	:	:	:	:	-449	-421	-443
278 Adv., market res. and polling	:	:	:	:	:	:	:	-264	-283	-332
279 Research and development	:	:	:	:	:	:	:	-17	-2	-
280 Architect., engin. and other technical	:	:	:	:	:	:	:	-94	-155	160
281 Agric., mining and on-site processing	:	:	:	:	:	:	:	-269	-271	-186
284 Other	:	:	:	:	:	:	:	-27	311	232
285 Serv. between affiliated enterprises, nie	:	:	:	:	:	:	:	-120	102	-185
287 Personal, cultural and recreational services	:	:	:	:	:	:	:	-995	-1 200	-1 132
288 Audio-visual and related services	:	:	:	:	:	:	:	-1 015	-1 204	-1 171
289 Other personal, cultural and recreational	:	:	:	:	:	:	:	20	3	38
291 Government services, n i e	7 901	7 781	7 832	7 215	7 651	6 916	7 277	6 331	5 235	4 949
982 Services not allocated	756	672	778	739	692	715	684	739	613	589
300 INCOME	-8 196	-5 099	-4 604	-5 098	-4 583	-3 004	-674	1 253	-269	2 650
310 Compensation of employees	645	981	687	663	371	-114	-65	-758	-903	-451
320 Investment Income	-8 841	-6 080	-5 291	-5 761	-4 954	-2 890	-609	2 010	634	3 101
379 CURRENT TRANSFERS	671	-9	173	258	-224	-100	-4 786	-885	-1 042	-930
993 CURRENT ACCOUNT	:	:	:	:	:	:	:	-949	5 841	11 275
994 CAPITAL ACCOUNT	:	:	:	:	:	:	:	:	:	:
010 CURRENT + CAPITAL ACCOUNT	31 301	31 795	26 817	11 501	2 596	-700	-14 124	:	:	:
995 FINANCIAL ACCOUNT	:	:	:	:	:	:	:	:	:	:
998 NET ERRORS AND OMISSIONS	:	:	:	:	:	:	:	:	:	:

## 5.4.

Reporter: EUR12

Partner: USA

	(in %)									
	1985	1986	1987	1988	1989	1990	1991	1992	1993	1994
	<b>Cover ratio</b>									
100 GOODS	127	135	127	109	97	94	83	89	99	102
200 SERVICES	168	162	152	129	122	115	112	116	115	114
205 Transportation	106	104	104	107	108	105	107	131	138	131
206 Sea transport	:	:	:	:	:	:	:	140	162	150
207 Passenger transport on sea	:	:	:	:	:	:	:	682	789	762
208 Freight transport on sea	:	:	:	:	:	:	:	206	244	240
209 Support. auxiliary and other services	:	:	:	:	:	:	:	32	30	24
210 Air transport	:	:	:	:	:	:	:	124	121	111
211 Passenger transport by air	:	:	:	:	:	:	:	153	143	131
212 Freight transport by air	:	:	:	:	:	:	:	186	185	177
213 Supporting, auxiliary and other services	:	:	:	:	:	:	:	64	66	62
214 Other transportation	:	:	:	:	:	:	:	121	117	135
236 Travel	266	196	167	146	137	123	110	107	100	96
981 Other services	177	182	172	132	122	114	113	112	110	112
245 Communications services	:	:	:	:	:	:	:	146	133	119
249 Construction services	:	:	:	:	:	:	:	174	148	174
253 Insurance services	:	:	:	:	:	:	:	126	188	161
260 Financial services	:	:	:	:	:	:	:	125	124	147
262 Computer and information services	:	:	:	:	:	:	:	54	63	71
266 Royalties and licence fees	:	:	:	:	:	:	:	40	41	40
268 Other business services	:	:	:	:	:	:	:	100	104	111
269 Merchanting and other trade-related serv.	:	:	:	:	:	:	:	220	205	241
270 Merchanting	:	:	:	:	:	:	:	2 903	1 682	2 575
271 Other trade related services	:	:	:	:	:	:	:	78	77	85
272 Operational leasing	:	:	:	:	:	:	:	60	50	75
273 Misc. business, prof. and technical serv.	:	:	:	:	:	:	:	85	91	92
274 Legal, account., man., cons. and pub. rel.	:	:	:	:	:	:	:	53	59	62
278 Adv., market res. and polling	:	:	:	:	:	:	:	60	58	57
279 Research and development	:	:	:	:	:	:	:	98	100	100
280 Architect., engin. and other technical	:	:	:	:	:	:	:	93	89	113
281 Agric., mining and on-site processing	:	:	:	:	:	:	:	48	49	64
284 Other	:	:	:	:	:	:	:	97	130	120
285 Serv. between affiliated enterprises, nie	:	:	:	:	:	:	:	95	104	94
287 Personal, cultural and recreational services	:	:	:	:	:	:	:	44	42	45
288 Audio-visual and related services	:	:	:	:	:	:	:	31	30	33
289 Other personal, cultural and recreational	:	:	:	:	:	:	:	107	101	112
291 Government services, n i e	715	813	780	660	757	580	658	494	415	368
982 Services not allocated	563	476	433	335	294	314	321	149	146	206
300 INCOME	84	87	88	89	92	94	99	102	100	104
310 Compensation of employees	165	201	167	153	119	95	96	49	48	57
320 Investment Income	82	85	86	87	91	94	99	104	101	105
379 CURRENT TRANSFERS	127	100	107	108	94	97	43	86	80	83
993 CURRENT ACCOUNT	:	:	:	:	:	:	:	100	103	105
994 CAPITAL ACCOUNT	:	:	:	:	:	:	:	:	:	:
010 CURRENT + CAPITAL ACCOUNT	121	125	121	108	101	100	93	:	:	:
995 FINANCIAL ACCOUNT	.	.	.	.	.	.	.	.	.	.
998 NET ERRORS AND OMISSIONS	.	.	.	.	.	.	.	.	.	.

## 5.5.

Reporter: EUR12

Partner: Japan

	(Mio ECU)									
	1985	1986	1987	1988	1989	1990	1991	1992	1993	1994
	<b>Credit</b>									
<b>100 GOODS</b>	<b>10 343</b>	<b>11 129</b>	<b>13 203</b>	<b>16 569</b>	<b>20 780</b>	<b>22 272</b>	<b>21 729</b>	<b>20 596</b>	<b>22 530</b>	<b>26 050</b>
<b>200 SERVICES</b>	<b>5 799</b>	<b>5 212</b>	<b>5 623</b>	<b>6 587</b>	<b>7 701</b>	<b>8 628</b>	<b>8 185</b>	<b>9 378</b>	<b>10 750</b>	<b>10 200</b>
<b>205 Transportation</b>	<b>1 994</b>	<b>1 763</b>	<b>1 982</b>	<b>2 287</b>	<b>2 782</b>	<b>2 662</b>	<b>2 599</b>	<b>3 187</b>	<b>3 537</b>	<b>3 560</b>
206 Sea transport	:	:	:	:	:	:	:	951	997	1 065
207 Passenger transport on sea	:	:	:	:	:	:	:	48	46	47
208 Freight transport on sea	:	:	:	:	:	:	:	721	770	855
209 Support. auxiliary and other services	:	:	:	:	:	:	:	182	181	162
210 Air transport	:	:	:	:	:	:	:	2 041	2 343	2 287
211 Passenger transport by air	:	:	:	:	:	:	:	1 498	1 712	1 705
212 Freight transport by air	:	:	:	:	:	:	:	339	396	345
213 Supporting, auxiliary and other services	:	:	:	:	:	:	:	204	236	238
214 Other transportation	:	:	:	:	:	:	:	195	197	209
<b>236 Travel</b>	<b>741</b>	<b>743</b>	<b>950</b>	<b>1 204</b>	<b>1 603</b>	<b>1 652</b>	<b>1 575</b>	<b>1 725</b>	<b>1 961</b>	<b>2 200</b>
<b>981 Other services</b>	<b>2 775</b>	<b>2 487</b>	<b>2 481</b>	<b>2 888</b>	<b>3 041</b>	<b>3 999</b>	<b>3 643</b>	<b>4 155</b>	<b>4 952</b>	<b>4 200</b>
245 Communications services	:	:	:	:	:	:	:	107	75	77
249 Construction services	:	:	:	:	:	:	:	143	121	84
253 Insurance services	:	:	:	:	:	:	:	185	223	180
260 Financial services	:	:	:	:	:	:	:	502	540	451
262 Computer and information services	:	:	:	:	:	:	:	31	36	48
266 Royalties and licence fees	:	:	:	:	:	:	:	721	907	819
268 Other business services	:	:	:	:	:	:	:	2 267	2 846	2 345
269 Merchating and other trade-related serv.	:	:	:	:	:	:	:	1 011	1 228	947
270 Merchating	:	:	:	:	:	:	:	811	1 016	701
271 Other trade related services	:	:	:	:	:	:	:	200	211	246
272 Operational leasing	:	:	:	:	:	:	:	42	28	32
273 Misc. business, prof. and technical serv.	:	:	:	:	:	:	:	1 214	1 590	1 367
274 Legal, account., man., cons. and pub. rel.	:	:	:	:	:	:	:	109	126	127
278 Adv., market res. and polling	:	:	:	:	:	:	:	117	133	121
279 Research and development	:	:	:	:	:	:	:	46	57	61
280 Architect., engin. and other technical	:	:	:	:	:	:	:	287	286	276
281 Agric., mining and on-site processing	:	:	:	:	:	:	:	9	12	11
284 Other	:	:	:	:	:	:	:	197	292	272
285 Serv. between affiliated enterprises, nie	:	:	:	:	:	:	:	449	684	499
287 Personal, cultural and recreational services	:	:	:	:	:	:	:	158	160	154
288 Audio-visual and related services	:	:	:	:	:	:	:	78	77	77
289 Other personal, cultural and recreational	:	:	:	:	:	:	:	80	82	77
291 Government services, n i e	54	51	60	69	66	60	59	39	44	43
<b>982 Services not allocated</b>	<b>289</b>	<b>219</b>	<b>211</b>	<b>208</b>	<b>276</b>	<b>316</b>	<b>369</b>	<b>312</b>	<b>301</b>	<b>240</b>
<b>300 INCOME</b>	<b>8 979</b>	<b>9 682</b>	<b>11 043</b>	<b>16 001</b>	<b>24 241</b>	<b>25 332</b>	<b>28 540</b>	<b>20 046</b>	<b>16 792</b>	<b>16 507</b>
310 Compensation of employees	57	70	81	84	93	85	84	111	129	110
320 Investment Income	8 922	9 612	10 962	15 917	24 148	25 247	28 456	19 936	16 663	16 397
<b>379 CURRENT TRANSFERS</b>	<b>211</b>	<b>212</b>	<b>212</b>	<b>299</b>	<b>345</b>	<b>417</b>	<b>718</b>	<b>631</b>	<b>642</b>	<b>668</b>
<b>993 CURRENT ACCOUNT</b>	<b>:</b>	<b>:</b>	<b>:</b>	<b>:</b>	<b>:</b>	<b>:</b>	<b>:</b>	<b>50 652</b>	<b>50 714</b>	<b>53 426</b>
<b>994 CAPITAL ACCOUNT</b>	<b>:</b>	<b>:</b>	<b>:</b>	<b>:</b>	<b>:</b>	<b>:</b>	<b>:</b>	<b>:</b>	<b>:</b>	<b>:</b>
<b>010 CURRENT + CAPITAL ACCOUNT</b>	<b>25 332</b>	<b>26 235</b>	<b>30 080</b>	<b>39 455</b>	<b>53 066</b>	<b>56 650</b>	<b>59 172</b>	<b>:</b>	<b>:</b>	<b>:</b>
<b>995 FINANCIAL ACCOUNT</b>	<b>:</b>	<b>:</b>	<b>:</b>	<b>:</b>	<b>:</b>	<b>:</b>	<b>:</b>	<b>:</b>	<b>:</b>	<b>:</b>
<b>998 NET ERRORS AND OMISSIONS</b>	<b>:</b>	<b>:</b>	<b>:</b>	<b>:</b>	<b>:</b>	<b>:</b>	<b>:</b>	<b>:</b>	<b>:</b>	<b>:</b>

5.5.

Reporter: EUR12

Partner: Japan

(Mio ECU)

	1985	1986	1987	1988	1989	1990	1991	1992	1993	1994
	<b>Debit</b>									
<b>100 GOODS</b>	<b>29 668</b>	<b>35 849</b>	<b>36 198</b>	<b>41 325</b>	<b>46 142</b>	<b>45 818</b>	<b>51 815</b>	<b>52 816</b>	<b>50 762</b>	<b>51 395</b>
<b>200 SERVICES</b>	<b>2 944</b>	<b>2 979</b>	<b>3 126</b>	<b>4 076</b>	<b>4 501</b>	<b>5 177</b>	<b>4 920</b>	<b>6 150</b>	<b>6 188</b>	<b>6 105</b>
<b>205 Transportation</b>	<b>1 562</b>	<b>1 414</b>	<b>1 497</b>	<b>1 746</b>	<b>2 076</b>	<b>1 989</b>	<b>2 132</b>	<b>2 729</b>	<b>2 623</b>	<b>2 819</b>
206 Sea transport	:	:	:	:	:	:	:	1 435	1 345	1 524
207 Passenger transport on sea	:	:	:	:	:	:	:	5	5	6
208 Freight transport on sea	:	:	:	:	:	:	:	1 000	981	974
209 Support. auxiliary and other services	:	:	:	:	:	:	:	430	359	545
210 Air transport	:	:	:	:	:	:	:	1 060	1 034	1 057
211 Passenger transport by air	:	:	:	:	:	:	:	308	299	288
212 Freight transport by air	:	:	:	:	:	:	:	199	187	197
213 Supporting, auxiliary and other services	:	:	:	:	:	:	:	553	548	572
214 Other transportation	:	:	:	:	:	:	:	234	244	237
<b>236 Travel</b>	<b>177</b>	<b>172</b>	<b>247</b>	<b>328</b>	<b>376</b>	<b>431</b>	<b>439</b>	<b>629</b>	<b>622</b>	<b>634</b>
<b>981 Other services</b>	<b>1 190</b>	<b>1 373</b>	<b>1 356</b>	<b>1 913</b>	<b>1 949</b>	<b>2 655</b>	<b>2 239</b>	<b>2 505</b>	<b>2 729</b>	<b>2 546</b>
245 Communications services	:	:	:	:	:	:	:	113	81	85
249 Construction services	:	:	:	:	:	:	:	50	58	40
253 Insurance services	:	:	:	:	:	:	:	10	111	131
260 Financial services	:	:	:	:	:	:	:	18	50	119
262 Computer and information services	:	:	:	:	:	:	:	26	37	44
266 Royalties and licence fees	:	:	:	:	:	:	:	489	516	504
268 Other business services	:	:	:	:	:	:	:	1 628	1 706	1 454
269 Merchanting and other trade-related serv.	:	:	:	:	:	:	:	325	359	279
270 Merchanting	:	:	:	:	:	:	:	23	39	14
271 Other trade related services	:	:	:	:	:	:	:	302	320	265
272 Operational leasing	:	:	:	:	:	:	:	229	215	153
273 Misc. business, prof. and technical serv.	:	:	:	:	:	:	:	1 074	1 132	1 023
274 Legal, account., man., cons. and pub. rel.	:	:	:	:	:	:	:	95	119	113
278 Adv., market res. and polling	:	:	:	:	:	:	:	155	192	138
279 Research and development	:	:	:	:	:	:	:	78	80	82
280 Architect., engin. and other technical	:	:	:	:	:	:	:	155	161	144
281 Agric., mining and on-site processing	:	:	:	:	:	:	:	11	14	14
284 Other	:	:	:	:	:	:	:	174	162	127
285 Serv. between affiliated enterprises, nie	:	:	:	:	:	:	:	405	405	404
287 Personal, cultural and recreational services	:	:	:	:	:	:	:	92	83	71
288 Audio-visual and related services	:	:	:	:	:	:	:	38	38	44
289 Other personal, cultural and recreational	:	:	:	:	:	:	:	53	45	27
291 Government services, n i e	66	73	88	74	76	76	74	78	86	98
<b>982 Services not allocated</b>	<b>15</b>	<b>20</b>	<b>26</b>	<b>89</b>	<b>100</b>	<b>102</b>	<b>109</b>	<b>287</b>	<b>214</b>	<b>107</b>
<b>300 INCOME</b>	<b>5 963</b>	<b>6 921</b>	<b>8 155</b>	<b>11 128</b>	<b>16 389</b>	<b>17 543</b>	<b>19 544</b>	<b>15 462</b>	<b>13 300</b>	<b>14 540</b>
310 Compensation of employees	62	71	78	92	96	101	97	137	152	128
320 Investment Income	5 901	6 850	8 077	11 036	16 293	17 442	19 447	15 324	13 147	14 412
<b>379 CURRENT TRANSFERS</b>	<b>73</b>	<b>72</b>	<b>95</b>	<b>186</b>	<b>219</b>	<b>228</b>	<b>232</b>	<b>562</b>	<b>364</b>	<b>442</b>
<b>993 CURRENT ACCOUNT</b>	:	:	:	:	:	:	:	<b>74 989</b>	<b>70 613</b>	<b>72 482</b>
<b>994 CAPITAL ACCOUNT</b>	:	:	:	:	:	:	:	:	:	:
<b>010 CURRENT + CAPITAL ACCOUNT</b>	<b>38 648</b>	<b>45 822</b>	<b>47 574</b>	<b>56 715</b>	<b>67 252</b>	<b>68 767</b>	<b>76 511</b>	:	:	:
<b>995 FINANCIAL ACCOUNT</b>	:	:	:	:	:	:	:	:	:	:
<b>998 NET ERRORS AND OMISSIONS</b>	:	:	:	:	:	:	:	:	:	:

## 5.5.

Reporter: EUR12

Partner: Japan

(Mio ECU)

	1985	1986	1987	1988	1989	1990	1991	1992	1993	1994
	<b>Net</b>									
100 GOODS	-19 325	-24 720	-22 996	-24 756	-25 363	-23 546	-30 086	-32 220	-28 233	-25 345
200 SERVICES	2 856	2 233	2 497	2 510	3 200	3 450	3 266	3 229	4 563	4 095
205 Transportation	431	349	485	540	706	672	467	458	914	742
206 Sea transport	:	:	:	:	:	:	:	-484	-348	-460
207 Passenger transport on sea	:	:	:	:	:	:	:	44	41	42
208 Freight transport on sea	:	:	:	:	:	:	:	-279	-211	-118
209 Support. auxiliary and other services	:	:	:	:	:	:	:	-248	-178	-383
210 Air transport	:	:	:	:	:	:	:	981	1 309	1 230
211 Passenger transport by air	:	:	:	:	:	:	:	1 191	1 413	1 417
212 Freight transport by air	:	:	:	:	:	:	:	140	209	148
213 Supporting, auxiliary and other services	:	:	:	:	:	:	:	-349	-313	-334
214 Other transportation	:	:	:	:	:	:	:	-39	-46	-28
236 Travel	565	571	703	877	1 227	1 221	1 136	1 096	1 339	1 566
981 Other services	1 586	1 114	1 125	975	1 092	1 343	1 403	1 650	2 223	1 654
245 Communications services	:	:	:	:	:	:	:	-5	-6	-8
249 Construction services	:	:	:	:	:	:	:	93	64	44
253 Insurance services	:	:	:	:	:	:	:	175	112	49
260 Financial services	:	:	:	:	:	:	:	484	490	333
262 Computer and information services	:	:	:	:	:	:	:	4	-1	4
266 Royalties and licence fees	:	:	:	:	:	:	:	232	391	314
268 Other business services	:	:	:	:	:	:	:	639	1 140	891
269 Merchanting and other trade-related serv.	:	:	:	:	:	:	:	686	869	668
270 Merchanting	:	:	:	:	:	:	:	788	977	688
271 Other trade related services	:	:	:	:	:	:	:	-102	-108	-20
272 Operational leasing	:	:	:	:	:	:	:	-187	-187	-121
273 Misc. business, prof. and technical serv.	:	:	:	:	:	:	:	140	458	344
274 Legal, account., man., cons. and pub. rel.	:	:	:	:	:	:	:	13	7	14
278 Adv., market res. and polling	:	:	:	:	:	:	:	-38	-59	-17
279 Research and development	:	:	:	:	:	:	:	-32	-24	-22
280 Architect., engin. and other technical	:	:	:	:	:	:	:	132	125	131
281 Agric., mining and on-site processing	:	:	:	:	:	:	:	-2	-2	-3
284 Other	:	:	:	:	:	:	:	22	130	145
285 Serv. between affiliated enterprises, nie	:	:	:	:	:	:	:	44	279	95
287 Personal, cultural and recreational services	:	:	:	:	:	:	:	66	77	83
288 Audio-visual and related services	:	:	:	:	:	:	:	39	39	33
289 Other personal, cultural and recreational	:	:	:	:	:	:	:	27	38	50
291 Government services, n i e	-11	-22	-28	-5	-10	-17	-15	-39	-41	-55
982 Services not allocated	274	200	185	119	175	214	260	25	87	133
300 INCOME	3 016	2 760	2 887	4 872	7 851	7 790	8 996	4 585	3 492	1 967
310 Compensation of employees	-5	-1	2	-8	-4	-16	-13	-27	-23	-18
320 Investment Income	3 021	2 761	2 885	4 880	7 855	7 806	9 009	4 611	3 515	1 985
379 CURRENT TRANSFERS	138	140	117	112	125	189	486	69	278	226
993 CURRENT ACCOUNT	:	:	:	:	:	:	:	-24 337	-19 899	-19 056
994 CAPITAL ACCOUNT	:	:	:	:	:	:	:	:	:	:
010 CURRENT + CAPITAL ACCOUNT	-13 315	-19 587	-17 494	-17 261	-14 186	-12 117	-17 339	:	:	:
995 FINANCIAL ACCOUNT	:	:	:	:	:	:	:	:	:	:
998 NET ERRORS AND OMISSIONS	:	:	:	:	:	:	:	:	:	:

5.5.

Reporter: EUR12

Partner: Japan

	(in %)									
	1985	1986	1987	1988	1989	1990	1991	1992	1993	1994
	<b>Cover ratio</b>									
<b>100 GOODS</b>	<b>35</b>	<b>31</b>	<b>36</b>	<b>40</b>	<b>45</b>	<b>49</b>	<b>42</b>	<b>39</b>	<b>44</b>	<b>51</b>
<b>200 SERVICES</b>	<b>197</b>	<b>175</b>	<b>180</b>	<b>162</b>	<b>171</b>	<b>167</b>	<b>166</b>	<b>152</b>	<b>174</b>	<b>167</b>
<b>205 Transportation</b>	<b>128</b>	<b>125</b>	<b>132</b>	<b>131</b>	<b>134</b>	<b>134</b>	<b>122</b>	<b>117</b>	<b>135</b>	<b>126</b>
<b>206 Sea transport</b>	:	:	:	:	:	:	:	66	74	70
<b>207 Passenger transport on sea</b>	:	:	:	:	:	:	:	1 032	892	848
208 Freight transport on sea	:	:	:	:	:	:	:	72	79	88
209 Support. auxiliary and other services	:	:	:	:	:	:	:	42	50	30
<b>210 Air transport</b>	:	:	:	:	:	:	:	193	227	216
211 Passenger transport by air	:	:	:	:	:	:	:	487	573	592
212 Freight transport by air	:	:	:	:	:	:	:	170	211	175
213 Supporting, auxiliary and other services	:	:	:	:	:	:	:	37	43	42
214 Other transportation	:	:	:	:	:	:	:	83	81	88
<b>236 Travel</b>	<b>419</b>	<b>432</b>	<b>385</b>	<b>367</b>	<b>426</b>	<b>383</b>	<b>359</b>	<b>274</b>	<b>315</b>	<b>347</b>
<b>981 Other services</b>	<b>233</b>	<b>181</b>	<b>183</b>	<b>151</b>	<b>156</b>	<b>151</b>	<b>163</b>	<b>166</b>	<b>181</b>	<b>165</b>
<b>245 Communications services</b>	:	:	:	:	:	:	:	95	92	90
<b>249 Construction services</b>	:	:	:	:	:	:	:	287	211	210
253 Insurance services	:	:	:	:	:	:	:	1 800	200	137
260 Financial services	:	:	:	:	:	:	:	2 782	1 073	380
262 Computer and information services	:	:	:	:	:	:	:	117	96	110
266 Royalties and licence fees	:	:	:	:	:	:	:	147	176	162
268 Other business services	:	:	:	:	:	:	:	139	167	161
269 Merchanting and other trade-related serv.	:	:	:	:	:	:	:	311	342	339
<b>270 Merchanting</b>	:	:	:	:	:	:	:	3 488	2 589	5 189
271 Other trade related services	:	:	:	:	:	:	:	66	66	93
272 Operational leasing	:	:	:	:	:	:	:	18	13	21
273 Misc. business, prof. and technical serv.	:	:	:	:	:	:	:	113	140	134
274 Legal, account., man., cons. and pub. rel.	:	:	:	:	:	:	:	114	106	112
278 Adv., market res. and polling	:	:	:	:	:	:	:	75	70	87
279 Research and development	:	:	:	:	:	:	:	59	71	74
280 Architect., engin. and other technical	:	:	:	:	:	:	:	185	178	191
281 Agric., mining and on-site processing	:	:	:	:	:	:	:	84	89	80
284 Other	:	:	:	:	:	:	:	113	180	214
285 Serv. between affiliated enterprises, nie	:	:	:	:	:	:	:	111	169	124
287 Personal, cultural and recreational services	:	:	:	:	:	:	:	172	192	217
288 Audio-visual and related services	:	:	:	:	:	:	:	203	202	176
289 Other personal, cultural and recreational	:	:	:	:	:	:	:	150	184	283
291 Government services, n i e	82	70	68	93	87	79	80	50	52	44
<b>982 Services not allocated</b>	<b>1 927</b>	<b>1 095</b>	<b>812</b>	<b>234</b>	<b>276</b>	<b>310</b>	<b>339</b>	<b>109</b>	<b>141</b>	<b>225</b>
<b>300 INCOME</b>	<b>151</b>	<b>140</b>	<b>135</b>	<b>144</b>	<b>148</b>	<b>144</b>	<b>146</b>	<b>130</b>	<b>126</b>	<b>114</b>
<b>310 Compensation of employees</b>	<b>92</b>	<b>99</b>	<b>104</b>	<b>91</b>	<b>97</b>	<b>84</b>	<b>87</b>	<b>81</b>	<b>85</b>	<b>86</b>
<b>320 Investment Income</b>	<b>151</b>	<b>140</b>	<b>136</b>	<b>144</b>	<b>148</b>	<b>145</b>	<b>146</b>	<b>130</b>	<b>127</b>	<b>114</b>
<b>379 CURRENT TRANSFERS</b>	<b>289</b>	<b>294</b>	<b>223</b>	<b>161</b>	<b>158</b>	<b>183</b>	<b>309</b>	<b>112</b>	<b>177</b>	<b>151</b>
<b>993 CURRENT ACCOUNT</b>	:	:	:	:	:	:	:	68	72	74
<b>994 CAPITAL ACCOUNT</b>	:	:	:	:	:	:	:	:	:	:
<b>010 CURRENT + CAPITAL ACCOUNT</b>	<b>66</b>	<b>57</b>	<b>63</b>	<b>70</b>	<b>79</b>	<b>82</b>	<b>77</b>	:	:	:
<b>995 FINANCIAL ACCOUNT</b>	.	.	.	.	.	.	.	.	.	.
<b>998 NET ERRORS AND OMISSIONS</b>	.	.	.	.	.	.	.	.	.	.

## 6.1.

Reporter: BLEU

Partner: World

	(Mio ECU)									
	1985	1986	1987	1988	1989	1990	1991	1992	1993	1994
	<b>Credit</b>									
<b>100 GOODS</b>	<b>64 179</b>	<b>62 836</b>	<b>67 281</b>	<b>73 447</b>	<b>83 196</b>	<b>87 137</b>	<b>90 000</b>	<b>93 244</b>	<b>93 770</b>	<b>103 260</b>
<b>200 SERVICES</b>	<b>17 142</b>	<b>18 357</b>	<b>18 733</b>	<b>20 381</b>	<b>23 663</b>	<b>25 784</b>	<b>24 238</b>	<b>25 313</b>	<b>27 651</b>	<b>31 655</b>
<b>205 Transportation</b>	<b>5 292</b>	<b>4 726</b>	<b>5 120</b>	<b>6 054</b>	<b>6 868</b>	<b>7 389</b>	<b>7 251</b>	<b>7 195</b>	<b>7 421</b>	<b>8 129</b>
206 Sea transport	3 350	3 041	3 100	3 616	4 314	4 665	3 500	3 473	3 582	3 924
207 Passenger transport on sea	70	58	70	81	86	96	3	3	3	3
208 Freight transport on sea	3 280	2 983	3 030	3 535	4 228	4 569	3 048	3 025	3 120	3 417
209 Support. auxiliary and other services	:	:	:	:	:	:	449	446	460	504
210 Air transport	728	699	834	1 032	1 184	1 372	1 051	1 043	1 075	1 178
211 Passenger transport by air	399	348	450	566	620	742	731	725	748	819
212 Freight transport by air	329	351	384	466	564	630	277	274	283	310
213 Supporting, auxiliary and other services	:	:	:	:	:	:	43	43	44	48
214 Other transportation	1 213	986	1 185	1 406	1 370	1 351	2 700	2 680	2 764	3 028
<b>236 Travel</b>	<b>2 198</b>	<b>2 244</b>	<b>2 714</b>	<b>2 976</b>	<b>2 795</b>	<b>2 909</b>	<b>2 998</b>	<b>3 177</b>	<b>3 477</b>	<b>4 327</b>
<b>981 Other services</b>	<b>4 928</b>	<b>5 724</b>	<b>5 639</b>	<b>6 222</b>	<b>7 799</b>	<b>8 674</b>	<b>13 989</b>	<b>14 941</b>	<b>16 753</b>	<b>19 199</b>
245 Communications services	434	512	469	491	476	584	383	400	437	500
249 Construction services	240	226	230	254	373	425	509	503	572	616
253 Insurance services	350	363	421	744	703	1 014	870	973	1 109	1 217
260 Financial services	603	772	777	1 003	1 709	1 399	1 920	2 036	3 145	4 600
262 Computer and information services	:	:	:	:	:	:	410	429	468	536
266 Royalties and licence fees	232	272	279	327	609	507	528	665	847	901
268 Other business services	2 462	2 972	2 843	2 771	3 226	4 031	7 029	7 554	7 477	8 178
269 Merchanting and other trade-related serv.	1 369	1 722	1 575	1 409	1 624	2 074	1 501	1 859	1 445	1 536
270 Merchanting	285	591	676	469	524	894	67	90	39	40
271 Other trade related services	1 084	1 130	899	940	1 100	1 180	1 434	1 769	1 405	1 496
272 Operational leasing	:	:	:	:	:	:	223	206	246	274
273 Misc. business, prof. and technical serv.	1 093	1 250	1 268	1 362	1 602	1 957	5 304	5 489	5 786	6 368
274 Legal, account., man., cons. and pub. rel.	:	:	:	:	:	:	170	176	186	205
278 Adv., market res. and polling	385	462	530	553	661	881	525	543	572	630
279 Research and development	:	:	:	:	:	:	182	138	199	219
280 Architect., engin. and other technical	:	:	:	:	:	:	460	476	502	552
281 Agric., mining and on-site processing	:	:	:	:	:	:	55	57	60	66
284 Other	:	:	:	:	:	:	110	113	120	132
285 Serv. between affiliated enterprises, nie	:	:	:	:	:	:	3 803	3 935	4 148	4 565
287 Personal, cultural and recreational services	22	25	30	27	27	24	586	562	728	568
288 Audio-visual and related services	:	:	:	:	:	:	288	276	357	279
289 Other personal, cultural and recreational	:	:	:	:	:	:	298	286	370	289
291 Government services, n i e	583	585	589	606	676	691	1 756	1 820	1 971	2 083
<b>982 Services not allocated</b>	<b>4 724</b>	<b>5 662</b>	<b>5 259</b>	<b>5 129</b>	<b>6 201</b>	<b>6 812</b>	<b>0</b>	<b>0</b>	<b>0</b>	<b>0</b>
<b>300 INCOME</b>	<b>27 234</b>	<b>23 885</b>	<b>23 566</b>	<b>27 837</b>	<b>42 243</b>	<b>49 845</b>	<b>60 758</b>	<b>68 070</b>	<b>70 756</b>	<b>75 421</b>
310 Compensation of employees	302	334	390	422	472	603	2 459	2 675	2 880	2 964
320 Investment Income	26 932	23 551	23 176	27 415	41 771	49 241	58 299	65 396	67 876	72 457
<b>379 CURRENT TRANSFERS</b>	<b>2 185</b>	<b>2 280</b>	<b>2 202</b>	<b>2 127</b>	<b>2 376</b>	<b>3 262</b>	<b>4 897</b>	<b>4 665</b>	<b>5 091</b>	<b>5 460</b>
<b>993 CURRENT ACCOUNT</b>	<b>:</b>	<b>:</b>	<b>:</b>	<b>:</b>	<b>:</b>	<b>:</b>	<b>:</b>	<b>191 292</b>	<b>197 269</b>	<b>215 797</b>
<b>994 CAPITAL ACCOUNT</b>	<b>:</b>	<b>:</b>	<b>:</b>	<b>:</b>	<b>:</b>	<b>:</b>	<b>:</b>	<b>407</b>	<b>444</b>	<b>476</b>
<b>010 CURRENT + CAPITAL ACCOUNT</b>	<b>110 740</b>	<b>107 359</b>	<b>111 780</b>	<b>123 791</b>	<b>151 477</b>	<b>166 028</b>	<b>179 893</b>	<b>191 699</b>	<b>197 712</b>	<b>216 273</b>
<b>995 FINANCIAL ACCOUNT</b>	<b>:</b>	<b>:</b>	<b>:</b>	<b>:</b>	<b>:</b>	<b>:</b>	<b>:</b>	<b>:</b>	<b>:</b>	<b>:</b>
<b>998 NET ERRORS AND OMISSIONS</b>	<b>:</b>	<b>:</b>	<b>:</b>	<b>:</b>	<b>:</b>	<b>:</b>	<b>:</b>	<b>:</b>	<b>:</b>	<b>:</b>



## 6.1.

Reporter: BLEU

Partner: World

	(Mio ECU)									
	1985	1986	1987	1988	1989	1990	1991	1992	1993	1994
	<b>Debit</b>									
<b>100 GOODS</b>	<b>64 715</b>	<b>62 259</b>	<b>67 326</b>	<b>72 412</b>	<b>82 460</b>	<b>86 694</b>	<b>88 326</b>	<b>90 365</b>	<b>88 731</b>	<b>97 520</b>
<b>200 SERVICES</b>	<b>14 700</b>	<b>15 032</b>	<b>15 192</b>	<b>17 199</b>	<b>20 308</b>	<b>21 591</b>	<b>22 857</b>	<b>23 249</b>	<b>25 061</b>	<b>28 640</b>
<b>205 Transportation</b>	<b>4 807</b>	<b>4 245</b>	<b>4 259</b>	<b>5 005</b>	<b>5 906</b>	<b>6 334</b>	<b>6 324</b>	<b>6 199</b>	<b>6 113</b>	<b>6 475</b>
206 Sea transport	2 803	2 443	2 402	2 683	3 160	3 517	3 093	3 032	2 990	3 167
207 Passenger transport on sea	57	59	57	48	41	52	9	8	8	9
208 Freight transport on sea	2 746	2 384	2 345	2 635	3 119	3 465	2 824	2 768	2 730	2 891
209 Support. auxiliary and other services	:	:	:	:	:	:	261	255	252	267
210 Air transport	684	635	667	902	865	1 160	894	876	864	915
211 Passenger transport by air	431	377	391	569	452	633	639	626	617	654
212 Freight transport by air	253	258	276	333	413	527	143	140	138	147
213 Supporting, auxiliary and other services	:	:	:	:	:	:	112	109	108	114
214 Other transportation	1 320	1 167	1 189	1 420	1 882	1 657	2 337	2 291	2 259	2 393
<b>236 Travel</b>	<b>2 710</b>	<b>2 968</b>	<b>3 524</b>	<b>3 961</b>	<b>3 937</b>	<b>4 286</b>	<b>4 582</b>	<b>5 160</b>	<b>5 439</b>	<b>6 498</b>
<b>981 Other services</b>	<b>4 986</b>	<b>5 450</b>	<b>5 335</b>	<b>5 999</b>	<b>7 585</b>	<b>7 713</b>	<b>11 951</b>	<b>11 889</b>	<b>13 508</b>	<b>15 667</b>
245 Communications services	376	427	356	396	412	422	206	210	226	259
249 Construction services	292	311	291	344	558	601	670	581	446	465
253 Insurance services	382	438	466	685	547	621	784	891	965	1 030
260 Financial services	403	514	523	638	1 140	973	1 271	1 238	1 839	3 578
262 Computer and information services	:	:	:	:	:	:	334	340	366	418
266 Royalties and licence fees	514	596	667	762	1 001	933	1 019	985	1 191	1 283
268 Other business services	2 617	2 786	2 669	2 777	3 465	3 573	6 595	6 719	7 260	7 549
269 Merchanting and other trade-related serv.	1 650	1 676	1 390	1 379	1 794	1 519	1 260	1 459	1 546	1 671
270 Merchanting	0	0	0	0	0	0	0	0	0	0
271 Other trade related services	1 650	1 676	1 390	1 379	1 794	1 519	1 260	1 459	1 546	1 671
272 Operational leasing	:	:	:	:	:	:	386	163	225	240
273 Misc. business, prof. and technical serv.	967	1 110	1 279	1 398	1 671	2 054	4 948	5 097	5 489	5 638
274 Legal, account., man., cons. and pub. rel.	:	:	:	:	:	:	252	260	280	287
278 Adv., market res. and polling	375	450	490	511	645	847	423	436	469	482
279 Research and development	:	:	:	:	:	:	206	212	228	235
280 Architect., engin. and other technical	:	:	:	:	:	:	480	494	532	547
281 Agric., mining and on-site processing	:	:	:	:	:	:	107	111	119	122
284 Other	:	:	:	:	:	:	208	214	231	237
285 Serv. between affiliated enterprises, nie	:	:	:	:	:	:	3 272	3 370	3 629	3 728
287 Personal, cultural and recreational services	38	50	43	38	50	105	459	403	688	446
288 Audio-visual and related services	:	:	:	:	:	:	293	257	438	284
289 Other personal, cultural and recreational	:	:	:	:	:	:	167	146	250	162
291 Government services, n i e	365	329	319	358	410	486	612	522	526	640
<b>982 Services not allocated</b>	<b>2 197</b>	<b>2 370</b>	<b>2 073</b>	<b>2 234</b>	<b>2 879</b>	<b>3 258</b>	<b>0</b>	<b>0</b>	<b>0</b>	<b>0</b>
<b>300 INCOME</b>	<b>27 359</b>	<b>23 700</b>	<b>23 330</b>	<b>27 662</b>	<b>41 239</b>	<b>49 426</b>	<b>58 186</b>	<b>65 870</b>	<b>66 631</b>	<b>71 027</b>
310 Compensation of employees	251	267	468	519	619	772	1 030	1 166	1 308	1 438
320 Investment Income	27 108	23 433	22 862	27 143	40 620	48 653	57 157	64 704	65 323	69 589
<b>379 CURRENT TRANSFERS</b>	<b>3 058</b>	<b>3 201</b>	<b>3 444</b>	<b>3 697</b>	<b>3 954</b>	<b>4 776</b>	<b>6 532</b>	<b>6 789</b>	<b>7 426</b>	<b>8 278</b>
<b>993 CURRENT ACCOUNT</b>	<b>:</b>	<b>:</b>	<b>:</b>	<b>:</b>	<b>:</b>	<b>:</b>	<b>:</b>	<b>186 272</b>	<b>187 848</b>	<b>205 465</b>
<b>994 CAPITAL ACCOUNT</b>	<b>:</b>	<b>:</b>	<b>:</b>	<b>:</b>	<b>:</b>	<b>:</b>	<b>:</b>	<b>235</b>	<b>257</b>	<b>286</b>
<b>010 CURRENT + CAPITAL ACCOUNT</b>	<b>109 832</b>	<b>104 192</b>	<b>109 291</b>	<b>120 971</b>	<b>147 960</b>	<b>162 486</b>	<b>175 902</b>	<b>186 507</b>	<b>188 105</b>	<b>205 752</b>
<b>995 FINANCIAL ACCOUNT</b>	<b>:</b>	<b>:</b>	<b>:</b>	<b>:</b>	<b>:</b>	<b>:</b>	<b>:</b>	<b>:</b>	<b>:</b>	<b>:</b>
<b>998 NET ERRORS AND OMISSIONS</b>	<b>:</b>	<b>:</b>	<b>:</b>	<b>:</b>	<b>:</b>	<b>:</b>	<b>:</b>	<b>:</b>	<b>:</b>	<b>:</b>

**6.1.**
**Reporter: BLEU**
**Partner: World**

	(Mio ECU)									
	1985	1986	1987	1988	1989	1990	1991	1992	1993	1994
	<b>Net</b>									
<b>100 GOODS</b>	<b>-537</b>	<b>578</b>	<b>-46</b>	<b>1 035</b>	<b>736</b>	<b>443</b>	<b>1 674</b>	<b>2 879</b>	<b>5 039</b>	<b>5 740</b>
<b>200 SERVICES</b>	<b>2 442</b>	<b>3 325</b>	<b>3 541</b>	<b>3 182</b>	<b>3 357</b>	<b>4 193</b>	<b>1 381</b>	<b>2 065</b>	<b>2 591</b>	<b>3 015</b>
<b>205 Transportation</b>	<b>485</b>	<b>482</b>	<b>861</b>	<b>1 049</b>	<b>962</b>	<b>1 055</b>	<b>927</b>	<b>996</b>	<b>1 308</b>	<b>1 654</b>
206 Sea transport	547	598	698	933	1 154	1 148	407	441	592	757
207 Passenger transport on sea	13	-1	13	33	45	44	-6	-6	-6	-6
208 Freight transport on sea	534	599	685	900	1 109	1 104	224	256	390	526
209 Support. auxiliary and other services	:	:	:	:	:	:	189	190	208	237
210 Air transport	44	64	167	130	319	212	157	167	212	263
211 Passenger transport by air	-32	-29	59	-3	168	109	92	99	131	166
212 Freight transport by air	76	93	108	133	151	103	133	134	145	164
213 Supporting, auxiliary and other services	:	:	:	:	:	:	-69	-67	-64	-66
214 Other transportation	-107	-181	-4	-14	-512	-306	363	388	505	635
<b>236 Travel</b>	<b>-512</b>	<b>-724</b>	<b>-810</b>	<b>-986</b>	<b>-1 142</b>	<b>-1 377</b>	<b>-1 583</b>	<b>-1 983</b>	<b>-1 962</b>	<b>-2 171</b>
<b>981 Other services</b>	<b>-58</b>	<b>275</b>	<b>304</b>	<b>223</b>	<b>214</b>	<b>961</b>	<b>2 038</b>	<b>3 052</b>	<b>3 245</b>	<b>3 532</b>
245 Communications services	58	85	113	95	64	162	176	190	210	241
249 Construction services	-52	-85	-61	-90	-185	-176	-161	-78	125	151
253 Insurance services	-32	-75	-45	59	156	393	86	83	143	187
260 Financial services	200	258	254	365	569	426	649	798	1 306	1 022
262 Computer and information services	:	:	:	:	:	:	77	89	102	118
266 Royalties and licence fees	-282	-324	-388	-435	-392	-426	-492	-320	-344	-382
268 Other business services	-155	186	174	-6	-239	458	434	835	217	629
269 Merchanting and other trade-related serv.	-281	46	185	30	-170	555	241	400	-102	-136
270 Merchanting	285	591	676	469	524	894	67	90	39	40
271 Other trade related services	-566	-546	-491	-439	-694	-339	174	310	-141	-175
272 Operational leasing	:	:	:	:	:	:	-163	43	21	34
273 Misc. business, prof. and technical serv.	126	140	-11	-36	-69	-97	357	391	297	731
274 Legal, account., man., cons. and pub. rel.	:	:	:	:	:	:	-82	-83	-94	-83
278 Adv., market res. and polling	10	12	40	42	16	34	102	107	103	148
279 Research and development	:	:	:	:	:	:	-24	-24	-30	-16
280 Architect., engin. and other technical	:	:	:	:	:	:	-20	-18	-30	6
281 Agric., mining and on-site processing	:	:	:	:	:	:	-53	-54	-59	-57
284 Other	:	:	:	:	:	:	-99	-101	-111	-106
285 Serv. between affiliated enterprises, nie	:	:	:	:	:	:	531	564	519	838
287 Personal, cultural and recreational services	-16	-25	-13	-11	-23	-81	126	159	40	122
288 Audio-visual and related services	:	:	:	:	:	:	-5	19	-81	-5
289 Other personal, cultural and recreational	:	:	:	:	:	:	131	140	121	127
291 Government services, n i e	218	256	270	248	267	205	1 144	1 297	1 445	1 443
<b>982 Services not allocated</b>	<b>2 527</b>	<b>3 292</b>	<b>3 186</b>	<b>2 895</b>	<b>3 322</b>	<b>3 554</b>	<b>0</b>	<b>0</b>	<b>0</b>	<b>0</b>
<b>300 INCOME</b>	<b>-124</b>	<b>186</b>	<b>238</b>	<b>175</b>	<b>1 003</b>	<b>420</b>	<b>2 571</b>	<b>2 200</b>	<b>4 125</b>	<b>4 394</b>
310 Compensation of employees	52	67	-77	-97	-148	-168	1 429	1 509	1 572	1 526
320 Investment income	-176	119	315	272	1 151	588	1 142	692	2 553	2 869
<b>379 CURRENT TRANSFERS</b>	<b>-873</b>	<b>-921</b>	<b>-1 242</b>	<b>-1 571</b>	<b>-1 578</b>	<b>-1 514</b>	<b>-1 636</b>	<b>-2 124</b>	<b>-2 335</b>	<b>-2 818</b>
<b>993 CURRENT ACCOUNT</b>	<b>:</b>	<b>:</b>	<b>:</b>	<b>:</b>	<b>:</b>	<b>:</b>	<b>:</b>	<b>5 020</b>	<b>9 421</b>	<b>10 331</b>
<b>994 CAPITAL ACCOUNT</b>	<b>:</b>	<b>:</b>	<b>:</b>	<b>:</b>	<b>:</b>	<b>:</b>	<b>:</b>	<b>172</b>	<b>187</b>	<b>190</b>
<b>010 CURRENT + CAPITAL ACCOUNT</b>	<b>908</b>	<b>3 167</b>	<b>2 490</b>	<b>2 820</b>	<b>3 517</b>	<b>3 542</b>	<b>3 991</b>	<b>5 192</b>	<b>9 608</b>	<b>10 521</b>
<b>995 FINANCIAL ACCOUNT</b>	<b>:</b>	<b>:</b>	<b>:</b>	<b>:</b>	<b>:</b>	<b>:</b>	<b>-3 410</b>	<b>-6 612</b>	<b>-9 190</b>	<b>-8 331</b>
<b>998 NET ERRORS AND OMISSIONS</b>	<b>:</b>	<b>:</b>	<b>:</b>	<b>:</b>	<b>:</b>	<b>:</b>	<b>-581</b>	<b>1 421</b>	<b>-418</b>	<b>-2 190</b>

6.1.

Reporter: BLEU

Partner: World

	(in %)									
	1985	1986	1987	1988	1989	1990	1991	1992	1993	1994
	<b>Cover ratio</b>									
<b>100 GOODS</b>	<b>99</b>	<b>101</b>	<b>100</b>	<b>101</b>	<b>101</b>	<b>101</b>	<b>102</b>	<b>103</b>	<b>106</b>	<b>106</b>
<b>200 SERVICES</b>	<b>117</b>	<b>122</b>	<b>123</b>	<b>119</b>	<b>117</b>	<b>119</b>	<b>106</b>	<b>109</b>	<b>110</b>	<b>111</b>
<b>205 Transportation</b>	<b>110</b>	<b>111</b>	<b>120</b>	<b>121</b>	<b>116</b>	<b>117</b>	<b>115</b>	<b>116</b>	<b>121</b>	<b>126</b>
206 Sea transport	120	124	129	135	137	133	113	115	120	124
207 Passenger transport on sea	123	98	123	169	210	185	30	30	31	32
208 Freight transport on sea	119	125	129	134	136	132	108	109	114	118
209 Support. auxiliary and other services	:	:	:	:	:	:	172	174	182	189
210 Air transport	106	110	125	114	137	118	118	119	124	129
211 Passenger transport by air	93	92	115	99	137	117	114	116	121	125
212 Freight transport by air	130	136	139	140	137	120	193	196	205	212
213 Supporting, auxiliary and other services	:	:	:	:	:	:	39	39	41	42
214 Other transportation	92	84	100	99	73	82	116	117	122	127
<b>236 Travel</b>	<b>81</b>	<b>76</b>	<b>77</b>	<b>75</b>	<b>71</b>	<b>68</b>	<b>65</b>	<b>62</b>	<b>64</b>	<b>67</b>
<b>981 Other services</b>	<b>99</b>	<b>105</b>	<b>106</b>	<b>104</b>	<b>103</b>	<b>112</b>	<b>117</b>	<b>126</b>	<b>124</b>	<b>123</b>
245 Communications services	115	120	132	124	116	138	185	190	193	193
249 Construction services	82	73	79	74	67	71	76	87	128	133
253 Insurance services	92	83	90	109	129	163	111	109	115	118
260 Financial services	150	150	149	157	150	144	151	164	171	129
262 Computer and information services	:	:	:	:	:	:	123	126	128	128
266 Royalties and licence fees	45	46	42	43	61	54	52	67	71	70
268 Other business services	94	107	107	100	93	113	107	112	103	108
269 Merchunting and other trade-related serv.	83	103	113	102	91	137	119	127	93	92
270 Merchunting	:	:	:	:	:	:	:	:	:	:
271 Other trade related services	66	67	65	68	61	78	114	121	91	90
272 Operational leasing	:	:	:	:	:	:	58	127	109	114
273 Misc. business, prof. and technical serv.	113	113	99	97	96	95	107	108	105	113
274 Legal, account., man., cons. and pub. rel.	:	:	:	:	:	:	68	68	66	71
278 Adv., market res. and polling	103	103	108	108	102	104	124	125	122	131
279 Research and development	:	:	:	:	:	:	88	89	87	93
280 Architect., engin. and other technical	:	:	:	:	:	:	96	96	94	101
281 Agric., mining and on-site processing	:	:	:	:	:	:	51	51	50	54
284 Other	:	:	:	:	:	:	53	53	52	56
285 Serv. between affiliated enterprises, nie	:	:	:	:	:	:	116	117	114	122
287 Personal, cultural and recreational services	58	50	70	71	54	23	127	139	106	127
288 Audio-visual and related services	:	:	:	:	:	:	98	107	82	98
289 Other personal, cultural and recreational	:	:	:	:	:	:	179	196	148	179
291 Government services, n i e	160	178	185	169	165	142	287	348	375	326
<b>982 Services not allocated</b>	<b>215</b>	<b>239</b>	<b>254</b>	<b>230</b>	<b>215</b>	<b>209</b>	:	:	:	:
<b>300 INCOME</b>	<b>100</b>	<b>101</b>	<b>101</b>	<b>101</b>	<b>102</b>	<b>101</b>	<b>104</b>	<b>103</b>	<b>106</b>	<b>106</b>
310 Compensation of employees	120	125	83	81	76	78	239	229	220	206
320 Investment Income	99	101	101	101	103	101	102	101	104	104
<b>379 CURRENT TRANSFERS</b>	<b>71</b>	<b>71</b>	<b>64</b>	<b>58</b>	<b>60</b>	<b>68</b>	<b>75</b>	<b>69</b>	<b>69</b>	<b>66</b>
<b>993 CURRENT ACCOUNT</b>	:	:	:	:	:	:	:	<b>103</b>	<b>105</b>	<b>105</b>
<b>994 CAPITAL ACCOUNT</b>	:	:	:	:	:	:	:	<b>173</b>	<b>173</b>	<b>166</b>
<b>010 CURRENT + CAPITAL ACCOUNT</b>	<b>101</b>	<b>103</b>	<b>102</b>	<b>102</b>	<b>102</b>	<b>102</b>	<b>102</b>	<b>103</b>	<b>105</b>	<b>105</b>
<b>995 FINANCIAL ACCOUNT</b>	.	.	.	.	.	.	.	.	.	.
<b>998 NET ERRORS AND OMISSIONS</b>	.	.	.	.	.	.	.	.	.	.

**6.2.**
**Reporter: BLEU**
**Partner: Intra EUR15**

(Mio ECU)

	1985	1986	1987	1988	1989	1990	1991	1992	1993	1994
	<b>Credit</b>									
<b>100 GOODS</b>	:	:	:	:	:	:	<b>70 398</b>	<b>74 129</b>	<b>72 362</b>	<b>79 427</b>
<b>200 SERVICES</b>	:	:	:	:	:	:	<b>15 808</b>	<b>16 985</b>	<b>18 638</b>	<b>21 982</b>
<b>205 Transportation</b>	:	:	:	:	:	:	<b>4 719</b>	<b>4 949</b>	<b>5 108</b>	<b>5 577</b>
206 Sea transport	:	:	:	:	:	:	2 278	2 389	2 465	2 692
207 Passenger transport on sea	:	:	:	:	:	:	2	2	2	2
208 Freight transport on sea	:	:	:	:	:	:	1 984	2 080	2 147	2 344
209 Support. auxiliary and other services	:	:	:	:	:	:	292	307	316	346
210 Air transport	:	:	:	:	:	:	684	717	740	808
211 Passenger transport by air	:	:	:	:	:	:	476	499	515	562
212 Freight transport by air	:	:	:	:	:	:	180	189	195	213
213 Supporting, auxiliary and other services	:	:	:	:	:	:	28	29	30	33
214 Other transportation	:	:	:	:	:	:	1 758	1 843	1 902	2 077
<b>236 Travel</b>	:	:	:	:	:	:	<b>2 286</b>	<b>2 553</b>	<b>2 620</b>	<b>3 397</b>
<b>981 Other services</b>	:	:	:	:	:	:	<b>8 803</b>	<b>9 484</b>	<b>10 910</b>	<b>13 008</b>
245 Communications services	:	:	:	:	:	:	250	268	294	347
249 Construction services	:	:	:	:	:	:	390	349	369	414
253 Insurance services	:	:	:	:	:	:	618	736	853	955
260 Financial services	:	:	:	:	:	:	812	668	1 324	2 520
262 Computer and information services	:	:	:	:	:	:	268	288	315	372
266 Royalties and licence fees	:	:	:	:	:	:	305	387	525	537
268 Other business services	:	:	:	:	:	:	4 442	5 085	5 083	5 759
269 Merchanting and other trade-related serv.	:	:	:	:	:	:	1 058	1 360	1 063	1 221
270 Merchanting	:	:	:	:	:	:	49	78	45	58
271 Other trade related services	:	:	:	:	:	:	1 009	1 281	1 018	1 164
272 Operational leasing	:	:	:	:	:	:	167	125	158	190
273 Misc. business, prof. and technical serv.	:	:	:	:	:	:	3 217	3 600	3 862	4 348
274 Legal, account., man., cons. and pub. rel.	:	:	:	:	:	:	103	116	124	140
278 Adv., market res. and polling	:	:	:	:	:	:	318	356	382	430
279 Research and development	:	:	:	:	:	:	110	124	133	149
280 Architect., engin. and other technical	:	:	:	:	:	:	279	312	335	377
281 Agric., mining and on-site processing	:	:	:	:	:	:	33	37	40	45
284 Other	:	:	:	:	:	:	66	74	80	90
285 Serv. between affiliated enterprises, nie	:	:	:	:	:	:	2 306	2 581	2 769	3 117
287 Personal, cultural and recreational services	:	:	:	:	:	:	333	317	629	462
288 Audio-visual and related services	:	:	:	:	:	:	164	156	309	227
289 Other personal, cultural and recreational	:	:	:	:	:	:	170	161	320	235
291 Government services, n i e	:	:	:	:	:	:	1 386	1 386	1 517	1 643
<b>982 Services not allocated</b>	:	:	:	:	:	:	<b>0</b>	<b>0</b>	<b>0</b>	<b>0</b>
<b>300 INCOME</b>	:	:	:	:	:	:	<b>39 469</b>	<b>48 893</b>	<b>52 395</b>	<b>56 073</b>
310 Compensation of employees	:	:	:	:	:	:	2 328	2 525	2 728	2 836
320 Investment Income	:	:	:	:	:	:	37 141	46 368	49 667	53 237
<b>379 CURRENT TRANSFERS</b>	:	:	:	:	:	:	<b>3 773</b>	<b>3 564</b>	<b>3 854</b>	<b>4 193</b>
<b>993 CURRENT ACCOUNT</b>	:	:	:	:	:	:	:	<b>143 571</b>	<b>147 250</b>	<b>161 675</b>
<b>994 CAPITAL ACCOUNT</b>	:	:	:	:	:	:	:	:	:	:
<b>010 CURRENT + CAPITAL ACCOUNT</b>	:	:	:	:	:	:	<b>129 448</b>	:	:	:
<b>995 FINANCIAL ACCOUNT</b>	:	:	:	:	:	:	:	:	:	:
<b>998 NET ERRORS AND OMISSIONS</b>	:	:	:	:	:	:	:	:	:	:

## 6.2.

Reporter: BLEU

Partner: Intra EUR15

	<i>(Mio ECU)</i>									
	1985	1986	1987	1988	1989	1990	1991	1992	1993	1994
	<b>Debit</b>									
<b>100 GOODS</b>	:	:	:	:	:	:	64 136	66 959	64 591	71 117
<b>200 SERVICES</b>	:	:	:	:	:	:	15 373	16 119	16 993	19 073
<b>205 Transportation</b>	:	:	:	:	:	:	4 160	4 242	3 979	4 152
206 Sea transport	:	:	:	:	:	:	2 035	2 075	1 946	2 031
207 Passenger transport on sea	:	:	:	:	:	:	6	6	5	6
208 Freight transport on sea	:	:	:	:	:	:	1 858	1 894	1 777	1 854
209 Support. auxiliary and other services	:	:	:	:	:	:	171	175	164	171
210 Air transport	:	:	:	:	:	:	588	599	562	587
211 Passenger transport by air	:	:	:	:	:	:	420	428	402	419
212 Freight transport by air	:	:	:	:	:	:	94	96	90	94
213 Supporting, auxiliary and other services	:	:	:	:	:	:	73	75	70	73
214 Other transportation	:	:	:	:	:	:	1 537	1 568	1 470	1 534
<b>236 Travel</b>	:	:	:	:	:	:	3 471	4 124	3 960	4 564
<b>981 Other services</b>	:	:	:	:	:	:	7 743	7 752	9 055	10 357
245 Communications services	:	:	:	:	:	:	139	146	153	172
249 Construction services	:	:	:	:	:	:	583	507	374	424
253 Insurance services	:	:	:	:	:	:	584	649	724	761
260 Financial services	:	:	:	:	:	:	745	605	1 112	2 376
262 Computer and information services	:	:	:	:	:	:	224	235	248	278
266 Royalties and licence fees	:	:	:	:	:	:	466	443	561	623
268 Other business services	:	:	:	:	:	:	4 313	4 580	4 968	5 017
269 Merchanting and other trade-related serv.	:	:	:	:	:	:	861	907	925	982
270 Merchanting	:	:	:	:	:	:	0	0	0	0
271 Other trade related services	:	:	:	:	:	:	861	907	925	982
272 Operational leasing	:	:	:	:	:	:	191	71	113	112
273 Misc. business, prof. and technical serv.	:	:	:	:	:	:	3 260	3 601	3 931	3 923
274 Legal, account., man., cons. and pub. rel.	:	:	:	:	:	:	166	183	200	200
278 Adv., market res. and polling	:	:	:	:	:	:	279	308	336	335
279 Research and development	:	:	:	:	:	:	136	150	164	163
280 Architect., engin. and other technical	:	:	:	:	:	:	316	349	381	380
281 Agric., mining and on-site processing	:	:	:	:	:	:	71	78	85	85
284 Other	:	:	:	:	:	:	137	152	165	165
285 Serv. between affiliated enterprises, nie	:	:	:	:	:	:	2 156	2 381	2 599	2 594
287 Personal, cultural and recreational services	:	:	:	:	:	:	276	254	560	324
288 Audio-visual and related services	:	:	:	:	:	:	176	162	357	207
289 Other personal, cultural and recreational	:	:	:	:	:	:	100	92	203	118
291 Government services, n i e	:	:	:	:	:	:	412	333	354	382
<b>982 Services not allocated</b>	:	:	:	:	:	:	0	0	0	0
<b>300 INCOME</b>	:	:	:	:	:	:	36 503	43 826	45 712	49 380
310 Compensation of employees	:	:	:	:	:	:	1 030	1 166	1 308	1 438
320 Investment Income	:	:	:	:	:	:	35 474	42 660	44 404	47 941
<b>379 CURRENT TRANSFERS</b>	:	:	:	:	:	:	4 957	4 947	5 418	6 042
<b>993 CURRENT ACCOUNT</b>	:	:	:	:	:	:	:	131 851	132 714	145 613
<b>994 CAPITAL ACCOUNT</b>	:	:	:	:	:	:	:	:	:	:
<b>010 CURRENT + CAPITAL ACCOUNT</b>	:	:	:	:	:	:	120 970	:	:	:
<b>995 FINANCIAL ACCOUNT</b>	:	:	:	:	:	:	:	:	:	:
<b>998 NET ERRORS AND OMISSIONS</b>	:	:	:	:	:	:	:	:	:	:

## 6.2.

Reporter: BLEU

Partner: Intra EUR15

(Mio ECU)

	1985	1986	1987	1988	1989	1990	1991	1992	1993	1994
	Net									
100 GOODS	:	:	:	:	:	:	6 262	7 169	7 772	8 310
200 SERVICES	:	:	:	:	:	:	435	866	1 645	2 908
205 Transportation	:	:	:	:	:	:	560	706	1 129	1 425
206 Sea transport	:	:	:	:	:	:	243	314	519	661
207 Passenger transport on sea	:	:	:	:	:	:	-4	-4	-4	-4
208 Freight transport on sea	:	:	:	:	:	:	126	186	371	490
209 Support. auxiliary and other services	:	:	:	:	:	:	121	132	152	174
210 Air transport	:	:	:	:	:	:	96	118	178	221
211 Passenger transport by air	:	:	:	:	:	:	56	70	113	143
212 Freight transport by air	:	:	:	:	:	:	86	93	105	119
213 Supporting, auxiliary and other services	:	:	:	:	:	:	-45	-45	-40	-40
214 Other transportation	:	:	:	:	:	:	220	275	432	543
236 Travel	:	:	:	:	:	:	-1 185	-1 571	-1 339	-1 167
981 Other services	:	:	:	:	:	:	1 060	1 731	1 855	2 651
245 Communications services	:	:	:	:	:	:	111	123	141	175
249 Construction services	:	:	:	:	:	:	-193	-159	-5	-10
253 Insurance services	:	:	:	:	:	:	34	87	128	194
260 Financial services	:	:	:	:	:	:	66	63	212	144
262 Computer and information services	:	:	:	:	:	:	43	52	67	94
266 Royalties and licence fees	:	:	:	:	:	:	-162	-57	-36	-86
268 Other business services	:	:	:	:	:	:	129	506	115	742
269 Merchanting and other trade-related serv.	:	:	:	:	:	:	197	453	139	239
270 Merchanting	:	:	:	:	:	:	49	78	45	58
271 Other trade related services	:	:	:	:	:	:	148	374	94	182
272 Operational leasing	:	:	:	:	:	:	-24	54	45	79
273 Misc. business, prof. and technical serv.	:	:	:	:	:	:	-44	-1	-68	425
274 Legal, account., man., cons. and pub. rel.	:	:	:	:	:	:	-63	-68	-76	-60
278 Adv., market res. and polling	:	:	:	:	:	:	40	48	46	95
279 Research and development	:	:	:	:	:	:	-25	-26	-31	-14
280 Architect., engin. and other technical	:	:	:	:	:	:	-37	-37	-46	-3
281 Agric., mining and on-site processing	:	:	:	:	:	:	-38	-41	-45	-40
284 Other	:	:	:	:	:	:	-71	-77	-86	-75
285 Serv. between affiliated enterprises, nie	:	:	:	:	:	:	150	200	170	523
287 Personal, cultural and recreational services	:	:	:	:	:	:	57	63	69	137
288 Audio-visual and related services	:	:	:	:	:	:	-12	-6	-48	20
289 Other personal, cultural and recreational	:	:	:	:	:	:	69	69	117	117
291 Government services, n i e	:	:	:	:	:	:	974	1 054	1 163	1 261
982 Services not allocated	:	:	:	:	:	:	0	0	0	0
300 INCOME	:	:	:	:	:	:	2 966	5 067	6 684	6 693
310 Compensation of employees	:	:	:	:	:	:	1 298	1 359	1 420	1 398
320 Investment Income	:	:	:	:	:	:	1 667	3 708	5 263	5 295
379 CURRENT TRANSFERS	:	:	:	:	:	:	-1 184	-1 383	-1 564	-1 849
993 CURRENT ACCOUNT	:	:	:	:	:	:	:	11 720	14 536	16 062
994 CAPITAL ACCOUNT	:	:	:	:	:	:	:	:	:	:
010 CURRENT + CAPITAL ACCOUNT	:	:	:	:	:	:	8 478	:	:	:
995 FINANCIAL ACCOUNT	:	:	:	:	:	:	:	:	:	:
998 NET ERRORS AND OMISSIONS	:	:	:	:	:	:	:	:	:	:

## 6.2.

Reporter: BLEU

Partner: Intra EUR15

	(in %)									
	1985	1986	1987	1988	1989	1990	1991	1992	1993	1994
	<b>Cover ratio</b>									
<b>100 GOODS</b>	:	:	:	:	:	:	110	111	112	112
<b>200 SERVICES</b>	:	:	:	:	:	:	103	105	110	115
<b>205 Transportation</b>	:	:	:	:	:	:	113	117	128	134
206 Sea transport	:	:	:	:	:	:	112	115	127	133
207 Passenger transport on sea	:	:	:	:	:	:	29	30	33	35
208 Freight transport on sea	:	:	:	:	:	:	107	110	121	126
209 Support. auxiliary and other services	:	:	:	:	:	:	171	175	193	202
210 Air transport	:	:	:	:	:	:	116	120	132	138
211 Passenger transport by air	:	:	:	:	:	:	113	116	128	134
212 Freight transport by air	:	:	:	:	:	:	191	197	216	226
213 Supporting, auxiliary and other services	:	:	:	:	:	:	38	39	43	45
214 Other transportation	:	:	:	:	:	:	114	118	129	135
<b>236 Travel</b>	:	:	:	:	:	:	66	62	66	74
<b>981 Other services</b>	:	:	:	:	:	:	114	122	120	126
245 Communications services	:	:	:	:	:	:	180	184	192	201
249 Construction services	:	:	:	:	:	:	67	69	99	98
253 Insurance services	:	:	:	:	:	:	106	113	118	126
260 Financial services	:	:	:	:	:	:	109	110	119	106
262 Computer and information services	:	:	:	:	:	:	119	122	127	134
266 Royalties and licence fees	:	:	:	:	:	:	65	87	94	86
268 Other business services	:	:	:	:	:	:	103	111	102	115
269 Merchanting and other trade-related serv.	:	:	:	:	:	:	123	150	115	124
270 Merchanting	:	:	:	:	:	:	:	:	:	:
271 Other trade related services	:	:	:	:	:	:	117	141	110	118
272 Operational leasing	:	:	:	:	:	:	87	176	139	170
273 Misc. business, prof. and technical serv.	:	:	:	:	:	:	99	100	98	111
274 Legal, account., man., cons. and pub. rel.	:	:	:	:	:	:	62	63	62	70
278 Adv., market res. and polling	:	:	:	:	:	:	114	116	114	128
279 Research and development	:	:	:	:	:	:	81	82	81	91
280 Architect., engin. and other technical	:	:	:	:	:	:	88	89	88	99
281 Agric., mining and on-site processing	:	:	:	:	:	:	47	48	47	53
284 Other	:	:	:	:	:	:	48	49	48	54
285 Serv. between affiliated enterprises, nie	:	:	:	:	:	:	107	108	107	120
287 Personal, cultural and recreational services	:	:	:	:	:	:	121	125	112	142
288 Audio-visual and related services	:	:	:	:	:	:	93	96	87	110
289 Other personal, cultural and recreational	:	:	:	:	:	:	169	175	158	200
291 Government services, n i e	:	:	:	:	:	:	336	417	429	430
<b>982 Services not allocated</b>	:	:	:	:	:	:	:	:	:	:
<b>300 INCOME</b>	:	:	:	:	:	:	108	112	115	114
310 Compensation of employees	:	:	:	:	:	:	226	217	209	197
320 Investment Income	:	:	:	:	:	:	105	109	112	111
<b>379 CURRENT TRANSFERS</b>	:	:	:	:	:	:	76	72	71	69
<b>993 CURRENT ACCOUNT</b>	:	:	:	:	:	:	:	109	111	111
<b>994 CAPITAL ACCOUNT</b>	:	:	:	:	:	:	:	:	:	:
<b>010 CURRENT + CAPITAL ACCOUNT</b>	:	:	:	:	:	:	107	:	:	:
<b>995 FINANCIAL ACCOUNT</b>	.	.	.	.	.	.	.	.	.	.
<b>998 NET ERRORS AND OMISSIONS</b>	.	.	.	.	.	.	.	.	.	.

## 6.3.

Reporter: BLEU

Partner: Extra EUR15

	(Mio ECU)									
	1985	1986	1987	1988	1989	1990	1991	1992	1993	1994
	<b>Credit</b>									
<b>100 GOODS</b>	:	:	:	:	:	:	19 542	21 300	23 001	24 796
<b>200 SERVICES</b>	:	:	:	:	:	:	7 607	7 167	7 802	8 301
<b>205 Transportation</b>	:	:	:	:	:	:	2 357	2 135	2 172	2 343
206 Sea transport	:	:	:	:	:	:	1 138	1 030	1 048	1 131
207 Passenger transport on sea	:	:	:	:	:	:	1	1	1	1
208 Freight transport on sea	:	:	:	:	:	:	991	897	913	985
209 Support. auxiliary and other services	:	:	:	:	:	:	146	132	135	145
210 Air transport	:	:	:	:	:	:	342	309	315	340
211 Passenger transport by air	:	:	:	:	:	:	238	215	219	236
212 Freight transport by air	:	:	:	:	:	:	90	81	83	89
213 Supporting, auxiliary and other services	:	:	:	:	:	:	14	13	13	14
214 Other transportation	:	:	:	:	:	:	878	795	809	873
<b>236 Travel</b>	:	:	:	:	:	:	504	476	707	753
<b>981 Other services</b>	:	:	:	:	:	:	4 746	4 556	4 923	5 205
245 Communications services	:	:	:	:	:	:	120	113	123	131
249 Construction services	:	:	:	:	:	:	106	141	189	188
253 Insurance services	:	:	:	:	:	:	250	235	256	261
260 Financial services	:	:	:	:	:	:	791	637	967	1 198
262 Computer and information services	:	:	:	:	:	:	129	122	132	141
266 Royalties and licence fees	:	:	:	:	:	:	220	276	319	361
268 Other business services	:	:	:	:	:	:	2 560	2 409	2 324	2 364
269 Merchanting and other trade-related serv.	:	:	:	:	:	:	395	464	360	385
270 Merchanting	:	:	:	:	:	:	13	10	-5	-7
271 Other trade related services	:	:	:	:	:	:	381	454	365	392
272 Operational leasing	:	:	:	:	:	:	56	77	85	84
273 Misc. business, prof. and technical serv.	:	:	:	:	:	:	2 109	1 868	1 879	1 895
274 Legal, account., man., cons. and pub. rel.	:	:	:	:	:	:	68	60	60	61
278 Adv., market res. and polling	:	:	:	:	:	:	209	185	186	187
279 Research and development	:	:	:	:	:	:	72	64	65	65
280 Architect., engin. and other technical	:	:	:	:	:	:	183	162	163	164
281 Agric., mining and on-site processing	:	:	:	:	:	:	22	19	19	20
284 Other	:	:	:	:	:	:	44	39	39	39
285 Serv. between affiliated enterprises, nie	:	:	:	:	:	:	1 512	1 339	1 347	1 359
287 Personal, cultural and recreational services	:	:	:	:	:	:	201	190	159	125
288 Audio-visual and related services	:	:	:	:	:	:	99	93	78	61
289 Other personal, cultural and recreational	:	:	:	:	:	:	102	97	81	64
291 Government services, n i e	:	:	:	:	:	:	370	433	454	436
<b>982 Services not allocated</b>	:	:	:	:	:	:	0	0	0	0
<b>300 INCOME</b>	:	:	:	:	:	:	18 198	16 427	17 627	17 641
310 Compensation of employees	:	:	:	:	:	:	131	150	152	127
320 Investment Income	:	:	:	:	:	:	18 067	16 277	17 475	17 514
<b>379 CURRENT TRANSFERS</b>	:	:	:	:	:	:	1 104	1 074	1 213	1 215
<b>993 CURRENT ACCOUNT</b>	:	:	:	:	:	:	:	45 968	49 643	51 953
<b>994 CAPITAL ACCOUNT</b>	:	:	:	:	:	:	:	:	:	:
<b>010 CURRENT + CAPITAL ACCOUNT</b>	:	:	:	:	:	:	46 452	:	:	:
<b>995 FINANCIAL ACCOUNT</b>	:	:	:	:	:	:	:	:	:	:
<b>998 NET ERRORS AND OMISSIONS</b>	:	:	:	:	:	:	:	:	:	:



6.3.

Reporter: BLEU

Partner: Extra EUR15

	(Mio ECU)									
	1985	1986	1987	1988	1989	1990	1991	1992	1993	1994
	<b>Debit</b>									
<b>100 GOODS</b>	:	:	:	:	:	:	24 405	25 767	25 479	26 847
<b>200 SERVICES</b>	:	:	:	:	:	:	6 809	6 576	7 575	8 762
<b>205 Transportation</b>	:	:	:	:	:	:	1 914	1 734	1 910	2 028
206 Sea transport	:	:	:	:	:	:	936	848	934	992
207 Passenger transport on sea	:	:	:	:	:	:	3	2	3	3
208 Freight transport on sea	:	:	:	:	:	:	855	774	853	906
209 Support. auxiliary and other services	:	:	:	:	:	:	79	71	79	84
210 Air transport	:	:	:	:	:	:	270	245	270	287
211 Passenger transport by air	:	:	:	:	:	:	193	175	193	205
212 Freight transport by air	:	:	:	:	:	:	43	39	43	46
213 Supporting, auxiliary and other services	:	:	:	:	:	:	34	31	34	36
214 Other transportation	:	:	:	:	:	:	707	641	706	749
<b>236 Travel</b>	:	:	:	:	:	:	890	872	1 274	1 692
<b>981 Other services</b>	:	:	:	:	:	:	4 005	3 970	4 391	5 042
245 Communications services	:	:	:	:	:	:	61	60	69	79
249 Construction services	:	:	:	:	:	:	88	73	72	40
253 Insurance services	:	:	:	:	:	:	184	223	220	244
260 Financial services	:	:	:	:	:	:	521	630	809	1 198
262 Computer and information services	:	:	:	:	:	:	99	96	111	128
266 Royalties and licence fees	:	:	:	:	:	:	552	541	629	660
268 Other business services	:	:	:	:	:	:	2 191	2 054	2 159	2 346
269 Merchanting and other trade-related serv.	:	:	:	:	:	:	387	536	583	647
270 Merchanting	:	:	:	:	:	:	0	0	0	0
271 Other trade related services	:	:	:	:	:	:	387	536	583	647
272 Operational leasing	:	:	:	:	:	:	195	90	113	128
273 Misc. business, prof. and technical serv.	:	:	:	:	:	:	1 609	1 428	1 462	1 571
274 Legal, account., man., cons. and pub. rel.	:	:	:	:	:	:	82	73	74	80
278 Adv., market res. and polling	:	:	:	:	:	:	138	122	125	134
279 Research and development	:	:	:	:	:	:	67	59	61	65
280 Architect., engin. and other technical	:	:	:	:	:	:	156	139	142	152
281 Agric., mining and on-site processing	:	:	:	:	:	:	35	31	32	34
284 Other	:	:	:	:	:	:	68	60	62	66
285 Serv. between affiliated enterprises, nie	:	:	:	:	:	:	1 064	944	967	1 038
287 Personal, cultural and recreational services	:	:	:	:	:	:	108	103	150	89
288 Audio-visual and related services	:	:	:	:	:	:	69	65	96	57
289 Other personal, cultural and recreational	:	:	:	:	:	:	39	37	55	32
291 Government services, n i e	:	:	:	:	:	:	200	190	172	258
<b>982 Services not allocated</b>	:	:	:	:	:	:	0	0	0	0
<b>300 INCOME</b>	:	:	:	:	:	:	18 915	18 221	17 025	16 824
310 Compensation of employees	:	:	:	:	:	:	0	0	0	0
320 Investment Income	:	:	:	:	:	:	18 915	18 221	17 025	16 824
<b>379 CURRENT TRANSFERS</b>	:	:	:	:	:	:	1 315	1 520	1 688	1 881
<b>993 CURRENT ACCOUNT</b>	:	:	:	:	:	:	:	52 083	51 768	54 314
<b>994 CAPITAL ACCOUNT</b>	:	:	:	:	:	:	:	:	:	:
<b>010 CURRENT + CAPITAL ACCOUNT</b>	:	:	:	:	:	:	51 444	:	:	:
<b>995 FINANCIAL ACCOUNT</b>	:	:	:	:	:	:	:	:	:	:
<b>998 NET ERRORS AND OMISSIONS</b>	:	:	:	:	:	:	:	:	:	:

**6.3.**
**Reporter: BLEU**
**Partner: Extra EUR15**

	(Mio ECU)									
	1985	1986	1987	1988	1989	1990	1991	1992	1993	1994
	<b>Net</b>									
<b>100 GOODS</b>	:	:	:	:	:	:	-4 863	-4 466	-2 478	-2 050
<b>200 SERVICES</b>	:	:	:	:	:	:	798	591	226	-461
<b>205 Transportation</b>	:	:	:	:	:	:	443	401	262	315
206 Sea transport	:	:	:	:	:	:	201	182	114	139
207 Passenger transport on sea	:	:	:	:	:	:	-2	-2	-2	-2
208 Freight transport on sea	:	:	:	:	:	:	136	123	60	79
209 Support. auxiliary and other services	:	:	:	:	:	:	67	61	56	62
210 Air transport	:	:	:	:	:	:	71	64	45	53
211 Passenger transport by air	:	:	:	:	:	:	44	40	26	31
212 Freight transport by air	:	:	:	:	:	:	47	42	40	43
213 Supporting, auxiliary and other services	:	:	:	:	:	:	-20	-18	-21	-22
214 Other transportation	:	:	:	:	:	:	170	154	103	123
<b>236 Travel</b>	:	:	:	:	:	:	-386	-397	-567	-940
<b>981 Other services</b>	:	:	:	:	:	:	741	587	532	163
245 Communications services	:	:	:	:	:	:	59	54	55	52
249 Construction services	:	:	:	:	:	:	19	68	117	148
253 Insurance services	:	:	:	:	:	:	66	13	35	16
260 Financial services	:	:	:	:	:	:	270	7	158	1
262 Computer and information services	:	:	:	:	:	:	29	25	22	13
266 Royalties and licence fees	:	:	:	:	:	:	-332	-265	-310	-299
268 Other business services	:	:	:	:	:	:	368	354	165	18
269 Merchanting and other trade-related serv.	:	:	:	:	:	:	7	-73	-223	-262
270 Merchanting	:	:	:	:	:	:	13	10	-5	-7
271 Other trade related services	:	:	:	:	:	:	-6	-82	-218	-255
272 Operational leasing	:	:	:	:	:	:	-139	-13	-28	-44
273 Misc. business, prof. and technical serv.	:	:	:	:	:	:	500	440	416	325
274 Legal, account., man., cons. and pub. rel.	:	:	:	:	:	:	-14	-13	-14	-19
278 Adv., market res. and polling	:	:	:	:	:	:	71	63	61	53
279 Research and development	:	:	:	:	:	:	5	5	4	0
280 Architect., engin. and other technical	:	:	:	:	:	:	27	24	21	12
281 Agric., mining and on-site processing	:	:	:	:	:	:	-13	-12	-12	-14
284 Other	:	:	:	:	:	:	-24	-21	-23	-27
285 Serv. between affiliated enterprises, nie	:	:	:	:	:	:	448	395	380	320
287 Personal, cultural and recreational services	:	:	:	:	:	:	93	87	9	36
288 Audio-visual and related services	:	:	:	:	:	:	30	28	-18	4
289 Other personal, cultural and recreational	:	:	:	:	:	:	63	59	26	31
291 Government services, n i e	:	:	:	:	:	:	170	243	282	178
<b>982 Services not allocated</b>	:	:	:	:	:	:	0	0	0	0
<b>300 INCOME</b>	:	:	:	:	:	:	-717	-1 794	601	817
310 Compensation of employees	:	:	:	:	:	:	131	150	152	127
320 Investment Income	:	:	:	:	:	:	-848	-1 944	449	690
<b>379 CURRENT TRANSFERS</b>	:	:	:	:	:	:	-210	-445	-475	-666
<b>993 CURRENT ACCOUNT</b>	:	:	:	:	:	:	:	-6 115	-2 125	-2 361
<b>994 CAPITAL ACCOUNT</b>	:	:	:	:	:	:	:	:	:	:
<b>010 CURRENT + CAPITAL ACCOUNT</b>	:	:	:	:	:	:	-4 992	:	:	:
<b>995 FINANCIAL ACCOUNT</b>	:	:	:	:	:	:	:	:	:	:
<b>998 NET ERRORS AND OMISSIONS</b>	:	:	:	:	:	:	:	:	:	:

6.3.

Reporter: BLEU

Partner: Extra EUR15

	(in %)									
	1985	1986	1987	1988	1989	1990	1991	1992	1993	1994
	<b>Cover ratio</b>									
<b>100 GOODS</b>	:	:	:	:	:	:	80	83	90	92
<b>200 SERVICES</b>	:	:	:	:	:	:	112	109	103	95
<b>205 Transportation</b>	:	:	:	:	:	:	123	123	114	116
206 Sea transport	:	:	:	:	:	:	122	121	112	114
207 Passenger transport on sea	:	:	:	:	:	:	32	32	29	30
208 Freight transport on sea	:	:	:	:	:	:	116	116	107	109
209 Support. auxiliary and other services	:	:	:	:	:	:	185	185	171	174
210 Air transport	:	:	:	:	:	:	126	126	117	118
211 Passenger transport by air	:	:	:	:	:	:	123	123	113	115
212 Freight transport by air	:	:	:	:	:	:	207	207	192	195
213 Supporting, auxiliary and other services	:	:	:	:	:	:	41	41	38	39
214 Other transportation	:	:	:	:	:	:	124	124	115	116
<b>236 Travel</b>	:	:	:	:	:	:	57	55	55	44
<b>981 Other services</b>	:	:	:	:	:	:	119	115	112	103
245 Communications services	:	:	:	:	:	:	195	190	180	166
249 Construction services	:	:	:	:	:	:	121	192	263	468
253 Insurance services	:	:	:	:	:	:	136	106	116	107
260 Financial services	:	:	:	:	:	:	152	101	120	100
262 Computer and information services	:	:	:	:	:	:	130	126	119	110
266 Royalties and licence fees	:	:	:	:	:	:	40	51	51	55
268 Other business services	:	:	:	:	:	:	117	117	108	101
269 Merchenting and other trade-related serv.	:	:	:	:	:	:	102	86	62	59
270 Merchenting	:	:	:	:	:	:	:	:	:	:
271 Other trade related services	:	:	:	:	:	:	98	85	63	61
272 Operational leasing	:	:	:	:	:	:	29	85	75	65
273 Misc. business, prof. and technical serv.	:	:	:	:	:	:	131	131	128	121
274 Legal, account., man., cons. and pub. rel.	:	:	:	:	:	:	83	82	81	76
278 Adv., market res. and polling	:	:	:	:	:	:	152	151	149	140
279 Research and development	:	:	:	:	:	:	108	108	106	100
280 Architect., engin. and other technical	:	:	:	:	:	:	117	117	115	108
281 Agric., mining and on-site processing	:	:	:	:	:	:	62	62	61	57
284 Other	:	:	:	:	:	:	64	64	63	59
285 Serv. between affiliated enterprises, nie	:	:	:	:	:	:	142	142	139	131
287 Personal, cultural and recreational services	:	:	:	:	:	:	186	185	106	140
288 Audio-visual and related services	:	:	:	:	:	:	143	143	81	108
289 Other personal, cultural and recreational	:	:	:	:	:	:	260	260	148	196
291 Government services, n i e	:	:	:	:	:	:	185	228	264	169
<b>982 Services not allocated</b>	:	:	:	:	:	:	:	:	:	:
<b>300 INCOME</b>	:	:	:	:	:	:	96	90	104	105
310 Compensation of employees	:	:	:	:	:	:	:	:	:	:
320 Investment Income	:	:	:	:	:	:	96	89	103	104
<b>379 CURRENT TRANSFERS</b>	:	:	:	:	:	:	84	71	72	65
<b>993 CURRENT ACCOUNT</b>	:	:	:	:	:	:	:	88	96	96
<b>994 CAPITAL ACCOUNT</b>	:	:	:	:	:	:	:	:	:	:
<b>010 CURRENT + CAPITAL ACCOUNT</b>	:	:	:	:	:	:	90	:	:	:
<b>995 FINANCIAL ACCOUNT</b>	.	.	.	.	.	.	.	.	.	.
<b>998 NET ERRORS AND OMISSIONS</b>	.	.	.	.	.	.	.	.	.	.

## 6.4.

Reporter: BLEU

Partner: Intra EUR12

	(Mio ECU)									
	1985	1986	1987	1988	1989	1990	1991	1992	1993	1994
	<b>Credit</b>									
<b>100 GOODS</b>	<b>43 709</b>	<b>44 608</b>	<b>48 868</b>	<b>53 489</b>	<b>60 685</b>	<b>64 484</b>	<b>67 550</b>	<b>70 897</b>	<b>68 905</b>	<b>74 556</b>
<b>200 SERVICES</b>	<b>10 544</b>	<b>12 068</b>	<b>12 521</b>	<b>13 479</b>	<b>15 645</b>	<b>17 288</b>	<b>15 169</b>	<b>16 296</b>	<b>17 936</b>	<b>21 119</b>
<b>205 Transportation</b>	<b>3 196</b>	<b>2 963</b>	<b>3 398</b>	<b>3 859</b>	<b>4 278</b>	<b>4 633</b>	<b>4 486</b>	<b>4 715</b>	<b>4 856</b>	<b>5 280</b>
206 Sea transport	2 287	2 122	2 122	2 375	2 804	3 138	2 165	2 276	2 344	2 548
207 Passenger transport on sea	51	44	57	53	62	67	2	2	2	2
208 Freight transport on sea	2 236	2 078	2 065	2 322	2 742	3 071	1 886	1 982	2 041	2 219
209 Support. auxiliary and other services	:	:	:	:	:	:	278	292	301	327
210 Air transport	298	270	353	380	478	548	650	683	704	765
211 Passenger transport by air	185	163	236	247	301	343	452	475	489	532
212 Freight transport by air	113	107	117	133	177	205	171	180	185	201
213 Supporting, auxiliary and other services	:	:	:	:	:	:	27	28	29	31
214 Other transportation	611	570	923	1 103	996	946	1 671	1 756	1 808	1 966
<b>236 Travel</b>	<b>1 302</b>	<b>1 582</b>	<b>1 956</b>	<b>2 178</b>	<b>1 911</b>	<b>2 125</b>	<b>2 247</b>	<b>2 509</b>	<b>2 576</b>	<b>3 355</b>
<b>981 Other services</b>	<b>2 808</b>	<b>3 303</b>	<b>3 208</b>	<b>3 476</b>	<b>4 597</b>	<b>5 271</b>	<b>8 436</b>	<b>9 072</b>	<b>10 504</b>	<b>12 485</b>
245 Communications services	280	335	292	295	263	352	239	257	283	333
249 Construction services	161	151	132	155	251	294	371	342	364	407
253 Insurance services	214	229	243	315	458	632	565	678	805	897
260 Financial services	261	334	334	490	860	708	788	641	1 275	2 481
262 Computer and information services	:	:	:	:	:	:	257	276	304	357
266 Royalties and licence fees	129	152	150	169	376	313	267	374	509	517
268 Other business services	1 622	1 952	1 890	1 870	2 206	2 761	4 285	4 831	4 859	5 428
269 Merchanting and other trade-related serv.	919	1 146	1 034	939	1 059	1 363	1 019	1 298	1 015	1 147
270 Merchanting	182	378	419	297	340	579	48	74	42	52
271 Other trade related services	737	768	615	642	719	785	972	1 225	973	1 095
272 Operational leasing	:	:	:	:	:	:	166	121	152	182
273 Misc. business, prof. and technical serv.	703	806	856	931	1 147	1 398	3 100	3 412	3 692	4 099
274 Legal, account., man., cons. and pub. rel.	:	:	:	:	:	:	100	110	119	132
278 Adv., market res. and polling	278	333	441	469	589	765	307	338	365	405
279 Research and development	:	:	:	:	:	:	106	117	127	141
280 Architect., engin. and other technical	:	:	:	:	:	:	269	296	320	356
281 Agric., mining and on-site processing	:	:	:	:	:	:	32	35	38	42
284 Other	:	:	:	:	:	:	64	71	76	85
285 Serv. between affiliated enterprises, nie	:	:	:	:	:	:	2 222	2 446	2 647	2 938
287 Personal, cultural and recreational services	17	19	22	19	18	17	320	301	610	444
288 Audio-visual and related services	:	:	:	:	:	:	157	148	299	218
289 Other personal, cultural and recreational	:	:	:	:	:	:	163	153	310	226
291 Government services, n i e	125	132	145	163	165	193	1 344	1 371	1 497	1 622
<b>982 Services not allocated</b>	<b>3 237</b>	<b>4 221</b>	<b>3 958</b>	<b>3 967</b>	<b>4 859</b>	<b>5 260</b>	<b>0</b>	<b>0</b>	<b>0</b>	<b>0</b>
<b>300 INCOME</b>	<b>13 584</b>	<b>12 686</b>	<b>12 687</b>	<b>14 658</b>	<b>23 499</b>	<b>28 758</b>	<b>36 983</b>	<b>46 069</b>	<b>49 514</b>	<b>53 756</b>
310 Compensation of employees	302	334	390	422	472	603	2 328	2 525	2 728	2 836
320 Investment Income	13 282	12 352	12 296	14 236	23 027	28 155	34 655	43 544	46 785	50 919
<b>379 CURRENT TRANSFERS</b>	<b>1 670</b>	<b>1 834</b>	<b>1 770</b>	<b>1 580</b>	<b>1 841</b>	<b>2 635</b>	<b>3 591</b>	<b>3 426</b>	<b>3 732</b>	<b>4 053</b>
<b>993 CURRENT ACCOUNT</b>	<b>:</b>	<b>:</b>	<b>:</b>	<b>:</b>	<b>:</b>	<b>:</b>	<b>:</b>	<b>136 688</b>	<b>140 087</b>	<b>153 484</b>
<b>994 CAPITAL ACCOUNT</b>	<b>:</b>	<b>:</b>	<b>:</b>	<b>:</b>	<b>:</b>	<b>:</b>	<b>:</b>	<b>:</b>	<b>:</b>	<b>:</b>
<b>010 CURRENT + CAPITAL ACCOUNT</b>	<b>69 507</b>	<b>71 197</b>	<b>75 844</b>	<b>83 206</b>	<b>101 669</b>	<b>113 166</b>	<b>123 293</b>	<b>:</b>	<b>:</b>	<b>:</b>
<b>995 FINANCIAL ACCOUNT</b>	<b>:</b>	<b>:</b>	<b>:</b>	<b>:</b>	<b>:</b>	<b>:</b>	<b>:</b>	<b>:</b>	<b>:</b>	<b>:</b>
<b>998 NET ERRORS AND OMISSIONS</b>	<b>:</b>	<b>:</b>	<b>:</b>	<b>:</b>	<b>:</b>	<b>:</b>	<b>:</b>	<b>:</b>	<b>:</b>	<b>:</b>

6.4.

Reporter: BLEU

Partner: Intra EUR12

	(Mio ECU)									
	1985	1986	1987	1988	1989	1990	1991	1992	1993	1994
	<b>Debit</b>									
<b>100 GOODS</b>	<b>43 205</b>	<b>43 656</b>	<b>46 878</b>	<b>50 424</b>	<b>57 442</b>	<b>60 964</b>	<b>61 579</b>	<b>64 200</b>	<b>61 842</b>	<b>67 421</b>
<b>200 SERVICES</b>	<b>9 254</b>	<b>10 018</b>	<b>10 253</b>	<b>11 224</b>	<b>12 938</b>	<b>14 261</b>	<b>14 702</b>	<b>15 395</b>	<b>16 358</b>	<b>18 370</b>
<b>205 Transportation</b>	<b>2 889</b>	<b>2 851</b>	<b>2 820</b>	<b>3 204</b>	<b>3 672</b>	<b>3 970</b>	<b>3 982</b>	<b>4 040</b>	<b>3 790</b>	<b>3 984</b>
206 Sea transport	1 727	1 601	1 565	1 748	2 044	2 248	1 948	1 976	1 854	1 949
207 Passenger transport on sea	49	52	50	38	34	38	5	5	5	5
208 Freight transport on sea	1 678	1 549	1 515	1 710	2 010	2 210	1 778	1 804	1 693	1 779
209 Support. auxiliary and other services	:	:	:	:	:	:	164	166	156	164
210 Air transport	428	412	434	505	571	704	563	571	536	563
211 Passenger transport by air	258	226	228	284	286	315	402	408	383	402
212 Freight transport by air	170	186	206	221	285	389	90	91	86	90
213 Supporting, auxiliary and other services	:	:	:	:	:	:	70	71	67	70
214 Other transportation	734	839	820	952	1 057	1 018	1 471	1 493	1 401	1 472
<b>236 Travel</b>	<b>1 790</b>	<b>2 057</b>	<b>2 546</b>	<b>2 802</b>	<b>2 593</b>	<b>2 992</b>	<b>3 330</b>	<b>3 986</b>	<b>3 843</b>	<b>4 453</b>
<b>981 Other services</b>	<b>3 084</b>	<b>3 392</b>	<b>3 444</b>	<b>3 618</b>	<b>4 609</b>	<b>5 164</b>	<b>7 390</b>	<b>7 370</b>	<b>8 725</b>	<b>9 933</b>
245 Communications services	208	237	177	187	177	225	133	139	148	166
249 Construction services	254	271	263	292	475	539	581	506	373	421
253 Insurance services	232	275	331	298	311	416	503	574	674	693
260 Financial services	215	275	273	369	585	553	731	582	1 075	2 315
262 Computer and information services	:	:	:	:	:	:	215	225	239	268
266 Royalties and licence fees	213	247	246	306	433	420	456	433	552	605
268 Other business services	1 713	1 826	1 908	1 894	2 300	2 658	4 099	4 338	4 769	4 775
269 Merchanting and other trade-related serv.	1 061	1 078	970	913	1 049	1 025	823	877	897	950
270 Merchanting	0	0	0	0	0	0	0	0	0	0
271 Other trade related services	1 061	1 078	970	913	1 049	1 025	823	877	897	950
272 Operational leasing	:	:	:	:	:	:	183	66	98	105
273 Misc. business, prof. and technical serv.	652	748	938	981	1 251	1 633	3 092	3 395	3 774	3 719
274 Legal, account., man., cons. and pub. rel.	:	:	:	:	:	:	157	173	192	189
278 Adv., market res. and polling	250	300	416	434	570	781	264	290	323	318
279 Research and development	:	:	:	:	:	:	129	141	157	155
280 Architect., engin. and other technical	:	:	:	:	:	:	300	329	366	361
281 Agric., mining and on-site processing	:	:	:	:	:	:	67	74	82	81
284 Other	:	:	:	:	:	:	130	143	159	156
285 Serv. between affiliated enterprises, nie	:	:	:	:	:	:	2 045	2 245	2 496	2 459
287 Personal, cultural and recreational services	25	34	22	20	30	77	273	251	555	320
288 Audio-visual and related services	:	:	:	:	:	:	174	160	354	204
289 Other personal, cultural and recreational	:	:	:	:	:	:	99	91	201	116
291 Government services, n i e	223	228	225	252	299	275	400	321	340	371
<b>982 Services not allocated</b>	<b>1 491</b>	<b>1 718</b>	<b>1 443</b>	<b>1 601</b>	<b>2 064</b>	<b>2 135</b>	<b>0</b>	<b>0</b>	<b>0</b>	<b>0</b>
<b>300 INCOME</b>	<b>13 630</b>	<b>12 501</b>	<b>12 740</b>	<b>14 893</b>	<b>22 247</b>	<b>28 293</b>	<b>35 421</b>	<b>42 571</b>	<b>44 356</b>	<b>48 248</b>
310 Compensation of employees	251	267	468	519	619	772	1 030	1 166	1 308	1 438
320 Investment Income	13 379	12 234	12 271	14 374	21 628	27 521	34 392	41 405	43 048	46 810
<b>379 CURRENT TRANSFERS</b>	<b>2 225</b>	<b>2 433</b>	<b>2 580</b>	<b>2 839</b>	<b>3 015</b>	<b>3 554</b>	<b>4 742</b>	<b>4 776</b>	<b>5 285</b>	<b>5 844</b>
<b>993 CURRENT ACCOUNT</b>	<b>:</b>	<b>:</b>	<b>:</b>	<b>:</b>	<b>:</b>	<b>:</b>	<b>:</b>	<b>126 942</b>	<b>127 841</b>	<b>139 882</b>
<b>994 CAPITAL ACCOUNT</b>	<b>:</b>	<b>:</b>	<b>:</b>	<b>:</b>	<b>:</b>	<b>:</b>	<b>:</b>	<b>:</b>	<b>:</b>	<b>:</b>
<b>010 CURRENT + CAPITAL ACCOUNT</b>	<b>68 313</b>	<b>68 609</b>	<b>72 452</b>	<b>79 381</b>	<b>95 642</b>	<b>107 073</b>	<b>116 444</b>	<b>:</b>	<b>:</b>	<b>:</b>
<b>995 FINANCIAL ACCOUNT</b>	<b>:</b>	<b>:</b>	<b>:</b>	<b>:</b>	<b>:</b>	<b>:</b>	<b>:</b>	<b>:</b>	<b>:</b>	<b>:</b>
<b>998 NET ERRORS AND OMISSIONS</b>	<b>:</b>	<b>:</b>	<b>:</b>	<b>:</b>	<b>:</b>	<b>:</b>	<b>:</b>	<b>:</b>	<b>:</b>	<b>:</b>

## 6.4.

Reporter: BLEU

Partner: Intra EUR12

	(Mio ECU)									
	1985	1986	1987	1988	1989	1990	1991	1992	1993	1994
	<b>Net</b>									
<b>100 GOODS</b>	<b>505</b>	<b>953</b>	<b>1 989</b>	<b>3 064</b>	<b>3 243</b>	<b>3 520</b>	<b>5 971</b>	<b>6 697</b>	<b>7 063</b>	<b>7 135</b>
<b>200 SERVICES</b>	<b>1 290</b>	<b>2 050</b>	<b>2 267</b>	<b>2 255</b>	<b>2 707</b>	<b>3 026</b>	<b>467</b>	<b>901</b>	<b>1 578</b>	<b>2 750</b>
<b>205 Transportation</b>	<b>307</b>	<b>111</b>	<b>578</b>	<b>655</b>	<b>606</b>	<b>662</b>	<b>505</b>	<b>675</b>	<b>1 066</b>	<b>1 296</b>
206 Sea transport	560	521	557	627	760	890	218	300	490	600
207 Passenger transport on sea	2	-8	7	15	28	29	-4	-4	-3	-4
208 Freight transport on sea	558	529	550	612	732	861	108	178	349	440
209 Support. auxiliary and other services	:	:	:	:	:	:	114	126	145	163
210 Air transport	-130	-142	-81	-125	-93	-156	87	112	168	202
211 Passenger transport by air	-73	-63	8	-37	15	28	50	67	107	130
212 Freight transport by air	-57	-79	-89	-88	-108	-184	81	88	99	111
213 Supporting, auxiliary and other services	:	:	:	:	:	:	-44	-43	-38	-39
214 Other transportation	-123	-269	103	151	-61	-72	199	263	408	494
<b>236 Travel</b>	<b>-487</b>	<b>-475</b>	<b>-590</b>	<b>-624</b>	<b>-682</b>	<b>-867</b>	<b>-1 083</b>	<b>-1 476</b>	<b>-1 267</b>	<b>-1 098</b>
<b>981 Other services</b>	<b>-276</b>	<b>-89</b>	<b>-237</b>	<b>-142</b>	<b>-12</b>	<b>106</b>	<b>1 046</b>	<b>1 702</b>	<b>1 779</b>	<b>2 552</b>
245 Communications services	72	98	115	108	86	127	107	118	135	167
249 Construction services	-93	-120	-131	-137	-224	-245	-211	-164	-9	-14
253 Insurance services	-16	-46	-88	17	147	216	63	104	131	204
260 Financial services	46	59	61	121	275	155	57	59	201	166
262 Computer and information services	:	:	:	:	:	:	42	51	65	89
266 Royalties and licence fees	-84	-95	-96	-137	-57	-107	-189	-60	-43	-88
268 Other business services	-91	126	-18	-24	-94	103	186	494	89	653
269 Merchanting and other trade-related serv.	-142	68	64	26	10	338	196	421	118	197
270 Merchanting	182	378	419	297	340	579	48	74	42	52
271 Other trade related services	-324	-310	-355	-271	-330	-240	148	348	76	145
272 Operational leasing	:	:	:	:	:	:	-18	55	53	76
273 Misc. business, prof. and technical serv.	51	58	-82	-50	-104	-235	7	18	-82	379
274 Legal, account., man., cons. and pub. rel.	:	:	:	:	:	:	-58	-63	-74	-58
278 Adv., market res. and polling	28	33	25	35	19	-16	42	47	43	88
279 Research and development	:	:	:	:	:	:	-22	-24	-30	-14
280 Architect., engin. and other technical	:	:	:	:	:	:	-31	-33	-46	-5
281 Agric., mining and on-site processing	:	:	:	:	:	:	-35	-38	-44	-38
284 Other	:	:	:	:	:	:	-66	-72	-82	-72
285 Serv. between affiliated enterprises, nie	:	:	:	:	:	:	177	202	151	479
287 Personal, cultural and recreational services	-8	-15	0	-1	-12	-60	47	50	54	124
288 Audio-visual and related services	:	:	:	:	:	:	-17	-12	-55	14
289 Other personal, cultural and recreational	:	:	:	:	:	:	64	62	109	110
291 Government services, n i e	-98	-96	-80	-89	-134	-83	945	1 050	1 157	1 252
<b>982 Services not allocated</b>	<b>1 746</b>	<b>2 503</b>	<b>2 515</b>	<b>2 366</b>	<b>2 795</b>	<b>3 125</b>	<b>0</b>	<b>0</b>	<b>0</b>	<b>0</b>
<b>300 INCOME</b>	<b>-45</b>	<b>185</b>	<b>-52</b>	<b>-236</b>	<b>1 251</b>	<b>467</b>	<b>1 562</b>	<b>3 498</b>	<b>5 158</b>	<b>5 508</b>
310 Compensation of employees	52	67	-77	-97	-148	-168	1 298	1 359	1 420	1 398
320 Investment Income	-97	118	25	-139	1 399	635	264	2 139	3 737	4 109
<b>379 CURRENT TRANSFERS</b>	<b>-555</b>	<b>-600</b>	<b>-811</b>	<b>-1 259</b>	<b>-1 174</b>	<b>-919</b>	<b>-1 151</b>	<b>-1 350</b>	<b>-1 553</b>	<b>-1 791</b>
<b>993 CURRENT ACCOUNT</b>	<b>:</b>	<b>:</b>	<b>:</b>	<b>:</b>	<b>:</b>	<b>:</b>	<b>:</b>	<b>9 746</b>	<b>12 246</b>	<b>13 602</b>
<b>994 CAPITAL ACCOUNT</b>	<b>:</b>	<b>:</b>	<b>:</b>	<b>:</b>	<b>:</b>	<b>:</b>	<b>:</b>	<b>:</b>	<b>:</b>	<b>:</b>
<b>010 CURRENT + CAPITAL ACCOUNT</b>	<b>1 195</b>	<b>2 588</b>	<b>3 392</b>	<b>3 825</b>	<b>6 026</b>	<b>6 093</b>	<b>6 848</b>	<b>:</b>	<b>:</b>	<b>:</b>
<b>995 FINANCIAL ACCOUNT</b>	<b>:</b>	<b>:</b>	<b>:</b>	<b>:</b>	<b>:</b>	<b>:</b>	<b>:</b>	<b>:</b>	<b>:</b>	<b>:</b>
<b>998 NET ERRORS AND OMISSIONS</b>	<b>:</b>	<b>:</b>	<b>:</b>	<b>:</b>	<b>:</b>	<b>:</b>	<b>:</b>	<b>:</b>	<b>:</b>	<b>:</b>

## 6.4.

Reporter: BLEU

Partner: Intra EUR12

	(in %)									
	1985	1986	1987	1988	1989	1990	1991	1992	1993	1994
	<b>Cover ratio</b>									
<b>100 GOODS</b>	<b>101</b>	<b>102</b>	<b>104</b>	<b>106</b>	<b>106</b>	<b>106</b>	<b>110</b>	<b>110</b>	<b>111</b>	<b>111</b>
<b>200 SERVICES</b>	<b>114</b>	<b>120</b>	<b>122</b>	<b>120</b>	<b>121</b>	<b>121</b>	<b>103</b>	<b>106</b>	<b>110</b>	<b>115</b>
<b>205 Transportation</b>	<b>111</b>	<b>104</b>	<b>120</b>	<b>120</b>	<b>117</b>	<b>117</b>	<b>113</b>	<b>117</b>	<b>128</b>	<b>133</b>
206 Sea transport	132	133	136	136	137	140	111	115	126	131
207 Passenger transport on sea	104	85	114	139	182	176	29	30	33	34
208 Freight transport on sea	133	134	136	136	136	139	106	110	121	125
209 Support. auxiliary and other services	:	:	:	:	:	:	169	175	193	199
210 Air transport	70	66	81	75	84	78	116	120	131	136
211 Passenger transport by air	72	72	104	87	105	109	112	116	128	132
212 Freight transport by air	66	58	57	60	62	53	190	197	216	223
213 Supporting, auxiliary and other services	:	:	:	:	:	:	38	39	43	45
214 Other transportation	83	68	113	116	94	93	114	118	129	134
<b>236 Travel</b>	<b>73</b>	<b>77</b>	<b>77</b>	<b>78</b>	<b>74</b>	<b>71</b>	<b>67</b>	<b>63</b>	<b>67</b>	<b>75</b>
<b>981 Other services</b>	<b>91</b>	<b>97</b>	<b>93</b>	<b>96</b>	<b>100</b>	<b>102</b>	<b>114</b>	<b>123</b>	<b>120</b>	<b>126</b>
245 Communications services	135	141	165	158	149	156	180	185	192	201
249 Construction services	63	56	50	53	53	55	64	68	98	97
253 Insurance services	92	83	73	106	147	152	112	118	119	129
260 Financial services	121	121	122	133	147	128	108	110	119	107
262 Computer and information services	:	:	:	:	:	:	120	123	127	133
266 Royalties and licence fees	61	62	61	55	87	75	58	86	92	85
268 Other business services	95	107	99	99	96	104	105	111	102	114
269 Merchanting and other trade-related serv.	87	106	107	103	101	133	124	148	113	121
270 Merchanting	:	:	:	:	:	:	:	:	:	:
271 Other trade related services	69	71	63	70	69	77	118	140	109	115
272 Operational leasing	:	:	:	:	:	:	90	183	154	172
273 Misc. business, prof. and technical serv.	108	108	91	95	92	86	100	101	98	110
274 Legal, account., man., cons. and pub. rel.	:	:	:	:	:	:	63	63	62	69
278 Adv., market res. and polling	111	111	106	108	103	98	116	116	113	128
279 Research and development	:	:	:	:	:	:	83	83	81	91
280 Architect., engin. and other technical	:	:	:	:	:	:	90	90	87	99
281 Agric., mining and on-site processing	:	:	:	:	:	:	48	48	47	52
284 Other	:	:	:	:	:	:	49	49	48	54
285 Serv. between affiliated enterprises, nie	:	:	:	:	:	:	109	109	106	119
287 Personal, cultural and recreational services	68	56	100	95	60	22	117	120	110	139
288 Audio-visual and related services	:	:	:	:	:	:	90	93	85	107
289 Other personal, cultural and recreational	:	:	:	:	:	:	164	168	154	195
291 Government services, n i e	56	58	64	65	55	70	336	427	440	438
<b>982 Services not allocated</b>	<b>217</b>	<b>246</b>	<b>274</b>	<b>248</b>	<b>235</b>	<b>246</b>	<b>:</b>	<b>:</b>	<b>:</b>	<b>:</b>
<b>300 INCOME</b>	<b>100</b>	<b>101</b>	<b>100</b>	<b>98</b>	<b>106</b>	<b>102</b>	<b>104</b>	<b>108</b>	<b>112</b>	<b>111</b>
310 Compensation of employees	120	125	83	81	76	78	226	217	209	197
320 Investment Income	99	101	100	99	106	102	101	105	109	109
<b>379 CURRENT TRANSFERS</b>	<b>75</b>	<b>75</b>	<b>69</b>	<b>56</b>	<b>61</b>	<b>74</b>	<b>76</b>	<b>72</b>	<b>71</b>	<b>69</b>
<b>993 CURRENT ACCOUNT</b>	<b>:</b>	<b>:</b>	<b>:</b>	<b>:</b>	<b>:</b>	<b>:</b>	<b>:</b>	<b>108</b>	<b>110</b>	<b>110</b>
<b>994 CAPITAL ACCOUNT</b>	<b>:</b>	<b>:</b>	<b>:</b>	<b>:</b>	<b>:</b>	<b>:</b>	<b>:</b>	<b>:</b>	<b>:</b>	<b>:</b>
<b>010 CURRENT + CAPITAL ACCOUNT</b>	<b>102</b>	<b>104</b>	<b>105</b>	<b>105</b>	<b>106</b>	<b>106</b>	<b>106</b>	<b>:</b>	<b>:</b>	<b>:</b>
<b>995 FINANCIAL ACCOUNT</b>	<b>.</b>	<b>.</b>	<b>.</b>	<b>.</b>	<b>.</b>	<b>.</b>	<b>.</b>	<b>.</b>	<b>.</b>	<b>.</b>
<b>998 NET ERRORS AND OMISSIONS</b>	<b>.</b>	<b>.</b>	<b>.</b>	<b>.</b>	<b>.</b>	<b>.</b>	<b>.</b>	<b>.</b>	<b>.</b>	<b>.</b>

## 6.5.

Reporter: BLEU

Partner: Extra EUR12

(Mio ECU)

	1985	1986	1987	1988	1989	1990	1991	1992	1993	1994
	<b>Credit</b>									
<b>100 GOODS</b>	<b>20 469</b>	<b>18 228</b>	<b>18 413</b>	<b>19 958</b>	<b>22 511</b>	<b>22 653</b>	<b>22 390</b>	<b>24 532</b>	<b>26 459</b>	<b>29 667</b>
<b>200 SERVICES</b>	<b>6 599</b>	<b>6 288</b>	<b>6 212</b>	<b>6 901</b>	<b>8 018</b>	<b>8 496</b>	<b>8 245</b>	<b>7 856</b>	<b>8 504</b>	<b>9 163</b>
<b>205 Transportation</b>	<b>2 096</b>	<b>1 764</b>	<b>1 722</b>	<b>2 195</b>	<b>2 590</b>	<b>2 757</b>	<b>2 590</b>	<b>2 368</b>	<b>2 424</b>	<b>2 641</b>
206 Sea transport	1 064	918	978	1 241	1 509	1 528	1 250	1 143	1 170	1 275
207 Passenger transport on sea	20	13	13	28	23	29	1	1	1	1
208 Freight transport on sea	1 044	905	965	1 213	1 486	1 499	1 089	996	1 019	1 110
209 Support. auxiliary and other services	:	:	:	:	:	:	160	147	150	164
210 Air transport	430	428	482	652	706	824	375	343	351	383
211 Passenger transport by air	214	185	215	319	319	399	261	239	244	266
212 Freight transport by air	216	243	267	333	387	425	99	90	92	101
213 Supporting, auxiliary and other services	:	:	:	:	:	:	15	14	14	16
214 Other transportation	603	416	263	303	374	405	965	882	903	983
<b>236 Travel</b>	<b>895</b>	<b>663</b>	<b>758</b>	<b>798</b>	<b>884</b>	<b>784</b>	<b>543</b>	<b>519</b>	<b>752</b>	<b>794</b>
<b>981 Other services</b>	<b>2 121</b>	<b>2 421</b>	<b>2 432</b>	<b>2 746</b>	<b>3 202</b>	<b>3 403</b>	<b>5 112</b>	<b>4 968</b>	<b>5 328</b>	<b>5 728</b>
245 Communications services	154	177	177	196	213	232	130	124	134	145
249 Construction services	80	75	99	98	121	131	125	147	194	196
253 Insurance services	136	133	178	429	245	381	303	293	304	319
260 Financial services	343	438	443	513	849	691	814	664	1 015	1 238
262 Computer and information services	:	:	:	:	:	:	140	133	144	155
266 Royalties and licence fees	102	120	130	158	233	194	258	289	335	381
268 Other business services	842	1 020	953	900	1 019	1 270	2 717	2 663	2 548	2 696
269 Merchanting and other trade-related serv.	451	576	541	470	564	711	434	525	409	459
270 Merchanting	103	214	256	172	183	315	15	14	-2	-2
271 Other trade related services	348	362	284	298	381	396	419	511	411	461
272 Operational leasing	:	:	:	:	:	:	57	82	90	92
273 Misc. business, prof. and technical serv.	391	444	412	430	455	559	2 227	2 056	2 049	2 144
274 Legal, account., man., cons. and pub. rel.	:	:	:	:	:	:	72	66	66	69
278 Adv., market res. and polling	108	129	89	84	72	116	220	203	203	212
279 Research and development	:	:	:	:	:	:	76	71	70	74
280 Architect., engin. and other technical	:	:	:	:	:	:	193	178	178	186
281 Agric., mining and on-site processing	:	:	:	:	:	:	23	21	21	22
284 Other	:	:	:	:	:	:	46	43	42	44
285 Serv. between affiliated enterprises, nie	:	:	:	:	:	:	1 596	1 474	1 469	1 537
287 Personal, cultural and recreational services	5	6	7	9	9	6	214	206	178	143
288 Audio-visual and related services	:	:	:	:	:	:	105	101	88	70
289 Other personal, cultural and recreational	:	:	:	:	:	:	109	105	91	73
291 Government services, n i e	459	452	444	443	511	498	411	448	475	456
<b>982 Services not allocated</b>	<b>1 487</b>	<b>1 441</b>	<b>1 300</b>	<b>1 162</b>	<b>1 342</b>	<b>1 552</b>	<b>0</b>	<b>0</b>	<b>0</b>	<b>0</b>
<b>300 INCOME</b>	<b>13 650</b>	<b>11 200</b>	<b>10 879</b>	<b>13 179</b>	<b>18 744</b>	<b>21 086</b>	<b>20 685</b>	<b>19 251</b>	<b>20 508</b>	<b>19 959</b>
310 Compensation of employees	0	0	0	0	0	0	131	150	152	127
320 Investment income	13 650	11 200	10 879	13 179	18 744	21 086	20 553	19 101	20 356	19 831
<b>379 CURRENT TRANSFERS</b>	<b>515</b>	<b>446</b>	<b>432</b>	<b>546</b>	<b>535</b>	<b>626</b>	<b>1 287</b>	<b>1 213</b>	<b>1 335</b>	<b>1 355</b>
<b>993 CURRENT ACCOUNT</b>	<b>:</b>	<b>:</b>	<b>:</b>	<b>:</b>	<b>:</b>	<b>:</b>	<b>:</b>	<b>52 852</b>	<b>56 806</b>	<b>60 144</b>
<b>994 CAPITAL ACCOUNT</b>	<b>:</b>	<b>:</b>	<b>:</b>	<b>:</b>	<b>:</b>	<b>:</b>	<b>:</b>	<b>:</b>	<b>:</b>	<b>:</b>
<b>010 CURRENT + CAPITAL ACCOUNT</b>	<b>41 233</b>	<b>36 162</b>	<b>35 936</b>	<b>40 585</b>	<b>49 809</b>	<b>52 862</b>	<b>52 607</b>	<b>:</b>	<b>:</b>	<b>:</b>
<b>995 FINANCIAL ACCOUNT</b>	<b>:</b>	<b>:</b>	<b>:</b>	<b>:</b>	<b>:</b>	<b>:</b>	<b>:</b>	<b>:</b>	<b>:</b>	<b>:</b>
<b>998 NET ERRORS AND OMISSIONS</b>	<b>:</b>	<b>:</b>	<b>:</b>	<b>:</b>	<b>:</b>	<b>:</b>	<b>:</b>	<b>:</b>	<b>:</b>	<b>:</b>



## 6.5.

Reporter: BLEU

Partner: Extra EUR12

	(Mio ECU)									
	1985	1986	1987	1988	1989	1990	1991	1992	1993	1994
	<b>Debit</b>									
<b>100 GOODS</b>	<b>21 510</b>	<b>18 603</b>	<b>20 448</b>	<b>21 988</b>	<b>25 018</b>	<b>25 729</b>	<b>26 962</b>	<b>28 526</b>	<b>28 228</b>	<b>30 543</b>
<b>200 SERVICES</b>	<b>5 446</b>	<b>5 013</b>	<b>4 938</b>	<b>5 975</b>	<b>7 369</b>	<b>7 329</b>	<b>7 480</b>	<b>7 300</b>	<b>8 211</b>	<b>9 466</b>
<b>205 Transportation</b>	<b>1 918</b>	<b>1 393</b>	<b>1 439</b>	<b>1 801</b>	<b>2 234</b>	<b>2 364</b>	<b>2 092</b>	<b>1 936</b>	<b>2 099</b>	<b>2 196</b>
206 Sea transport	1 077	842	837	935	1 116	1 269	1 023	947	1 027	1 074
207 Passenger transport on sea	8	7	7	10	7	14	3	3	3	3
208 Freight transport on sea	1 069	835	830	925	1 109	1 255	934	865	937	981
209 Support. auxiliary and other services	:	:	:	:	:	:	86	80	86	91
210 Air transport	256	224	233	397	294	455	296	274	297	310
211 Passenger transport by air	173	152	163	285	166	317	211	196	212	222
212 Freight transport by air	83	72	70	112	128	138	47	44	48	50
213 Supporting, auxiliary and other services	:	:	:	:	:	:	37	34	37	39
214 Other transportation	586	328	369	468	825	640	773	716	776	812
<b>236 Travel</b>	<b>920</b>	<b>911</b>	<b>978</b>	<b>1 160</b>	<b>1 344</b>	<b>1 294</b>	<b>1 030</b>	<b>1 011</b>	<b>1 391</b>	<b>1 803</b>
<b>981 Other services</b>	<b>1 902</b>	<b>2 058</b>	<b>1 891</b>	<b>2 380</b>	<b>2 974</b>	<b>2 548</b>	<b>4 357</b>	<b>4 353</b>	<b>4 721</b>	<b>5 467</b>
245 Communications services	168	190	179	209	236	197	68	66	74	86
249 Construction services	37	40	28	52	83	61	89	75	73	44
253 Insurance services	150	163	136	388	236	205	265	298	271	312
260 Financial services	188	239	251	269	555	420	535	653	846	1 259
262 Computer and information services	:	:	:	:	:	:	109	107	120	138
266 Royalties and licence fees	301	349	421	456	569	513	562	551	638	677
268 Other business services	904	960	761	882	1 166	915	2 405	2 296	2 358	2 588
269 Merchanting and other trade-related serv.	589	598	420	466	746	494	425	566	612	679
270 Merchanting	0	0	0	0	0	0	0	0	0	0
271 Other trade related services	589	598	420	466	746	494	425	566	612	679
272 Operational leasing	:	:	:	:	:	:	203	96	127	134
273 Misc. business, prof. and technical serv.	315	362	341	416	420	421	1 778	1 635	1 618	1 774
274 Legal, account., man., cons. and pub. rel.	:	:	:	:	:	:	91	83	82	90
278 Adv., market res. and polling	125	150	74	77	75	66	152	140	138	152
279 Research and development	:	:	:	:	:	:	74	68	67	74
280 Architect., engin. and other technical	:	:	:	:	:	:	172	159	157	172
281 Agric., mining and on-site processing	:	:	:	:	:	:	39	35	35	39
284 Other	:	:	:	:	:	:	75	69	68	75
285 Serv. between affiliated enterprises, nie	:	:	:	:	:	:	1 175	1 081	1 070	1 173
287 Personal, cultural and recreational services	12	16	21	18	20	28	111	106	155	94
288 Audio-visual and related services	:	:	:	:	:	:	71	67	99	60
289 Other personal, cultural and recreational	:	:	:	:	:	:	40	38	56	34
291 Government services, n i e	142	100	94	106	110	210	212	201	186	269
<b>982 Services not allocated</b>	<b>706</b>	<b>651</b>	<b>630</b>	<b>634</b>	<b>816</b>	<b>1 123</b>	<b>0</b>	<b>0</b>	<b>0</b>	<b>0</b>
<b>300 INCOME</b>	<b>13 729</b>	<b>11 199</b>	<b>10 589</b>	<b>12 769</b>	<b>18 992</b>	<b>21 133</b>	<b>19 998</b>	<b>19 476</b>	<b>18 381</b>	<b>17 956</b>
310 Compensation of employees	0	0	0	0	0	0	0	0	0	0
320 Investment Income	13 729	11 199	10 589	12 769	18 992	21 133	19 998	19 476	18 381	17 956
<b>379 CURRENT TRANSFERS</b>	<b>833</b>	<b>768</b>	<b>864</b>	<b>858</b>	<b>939</b>	<b>1 221</b>	<b>1 530</b>	<b>1 691</b>	<b>1 821</b>	<b>2 080</b>
<b>993 CURRENT ACCOUNT</b>	<b>:</b>	<b>:</b>	<b>:</b>	<b>:</b>	<b>:</b>	<b>:</b>	<b>:</b>	<b>56 992</b>	<b>56 641</b>	<b>60 045</b>
<b>994 CAPITAL ACCOUNT</b>	<b>:</b>	<b>:</b>	<b>:</b>	<b>:</b>	<b>:</b>	<b>:</b>	<b>:</b>	<b>:</b>	<b>:</b>	<b>:</b>
<b>010 CURRENT + CAPITAL ACCOUNT</b>	<b>41 519</b>	<b>35 583</b>	<b>36 839</b>	<b>41 590</b>	<b>52 318</b>	<b>55 414</b>	<b>55 970</b>	<b>:</b>	<b>:</b>	<b>:</b>
<b>995 FINANCIAL ACCOUNT</b>	<b>:</b>	<b>:</b>	<b>:</b>	<b>:</b>	<b>:</b>	<b>:</b>	<b>:</b>	<b>:</b>	<b>:</b>	<b>:</b>
<b>998 NET ERRORS AND OMISSIONS</b>	<b>:</b>	<b>:</b>	<b>:</b>	<b>:</b>	<b>:</b>	<b>:</b>	<b>:</b>	<b>:</b>	<b>:</b>	<b>:</b>

**6.5.**
**Reporter: BLEU**
**Partner: Extra EUR12**

	(Mio ECU)									
	1985	1986	1987	1988	1989	1990	1991	1992	1993	1994
	<b>Net</b>									
<b>100 GOODS</b>	<b>-1 041</b>	<b>-375</b>	<b>-2 035</b>	<b>-2 030</b>	<b>-2 507</b>	<b>-3 077</b>	<b>-4 572</b>	<b>-3 994</b>	<b>-1 769</b>	<b>-876</b>
<b>200 SERVICES</b>	<b>1 152</b>	<b>1 275</b>	<b>1 274</b>	<b>927</b>	<b>650</b>	<b>1 167</b>	<b>766</b>	<b>556</b>	<b>293</b>	<b>-303</b>
<b>205 Transportation</b>	<b>178</b>	<b>370</b>	<b>283</b>	<b>394</b>	<b>356</b>	<b>393</b>	<b>498</b>	<b>432</b>	<b>325</b>	<b>445</b>
206 Sea transport	-13	76	141	306	393	259	227	196	143	200
207 Passenger transport on sea	12	6	6	18	16	15	-2	-2	-2	-2
208 Freight transport on sea	-25	70	135	288	377	244	155	131	82	129
209 Support. auxiliary and other services	:	:	:	:	:	:	74	67	64	73
210 Air transport	174	204	249	255	412	369	80	70	55	72
211 Passenger transport by air	41	33	52	34	153	82	50	43	32	44
212 Freight transport by air	133	171	197	221	259	287	51	47	45	51
213 Supporting, auxiliary and other services	:	:	:	:	:	:	-22	-20	-23	-23
214 Other transportation	17	88	-106	-165	-451	-235	191	166	127	172
<b>236 Travel</b>	<b>-25</b>	<b>-249</b>	<b>-220</b>	<b>-362</b>	<b>-460</b>	<b>-510</b>	<b>-488</b>	<b>-492</b>	<b>-640</b>	<b>-1 009</b>
<b>981 Other services</b>	<b>218</b>	<b>363</b>	<b>541</b>	<b>366</b>	<b>228</b>	<b>856</b>	<b>756</b>	<b>616</b>	<b>608</b>	<b>262</b>
245 Communications services	-14	-13	-2	-13	-23	35	63	58	60	59
249 Construction services	43	35	71	46	38	70	36	73	121	152
253 Insurance services	-14	-30	42	41	9	176	38	-4	33	7
260 Financial services	155	199	192	244	294	271	280	11	169	-21
262 Computer and information services	:	:	:	:	:	:	30	26	24	17
266 Royalties and licence fees	-199	-229	-291	-298	-336	-319	-305	-263	-303	-297
268 Other business services	-62	60	192	18	-147	355	312	367	191	108
269 Merchanting and other trade-related serv.	-138	-22	121	4	-182	217	9	-41	-203	-220
270 Merchanting	103	214	256	172	183	315	15	14	-2	-2
271 Other trade related services	-241	-236	-136	-168	-365	-98	-6	-55	-201	-218
272 Operational leasing	:	:	:	:	:	:	-146	-14	-37	-42
273 Misc. business, prof. and technical serv.	76	82	71	14	35	138	449	422	431	370
274 Legal, account., man., cons. and pub. rel.	:	:	:	:	:	:	-19	-17	-17	-22
278 Adv., market res. and polling	-17	-21	15	7	-3	50	68	64	64	60
279 Research and development	:	:	:	:	:	:	2	3	3	0
280 Architect., engin. and other technical	:	:	:	:	:	:	21	20	21	14
281 Agric., mining and on-site processing	:	:	:	:	:	:	-16	-14	-14	-16
284 Other	:	:	:	:	:	:	-29	-26	-26	-30
285 Serv. between affiliated enterprises, nie	:	:	:	:	:	:	421	393	399	364
287 Personal, cultural and recreational services	-7	-10	-14	-9	-11	-22	103	100	24	49
288 Audio-visual and related services	:	:	:	:	:	:	34	34	-11	10
289 Other personal, cultural and recreational	:	:	:	:	:	:	69	66	35	39
291 Government services, n i e	316	352	350	337	401	288	199	247	289	187
<b>982 Services not allocated</b>	<b>781</b>	<b>790</b>	<b>670</b>	<b>528</b>	<b>526</b>	<b>429</b>	<b>0</b>	<b>0</b>	<b>0</b>	<b>0</b>
<b>300 INCOME</b>	<b>-79</b>	<b>1</b>	<b>290</b>	<b>411</b>	<b>-248</b>	<b>-47</b>	<b>687</b>	<b>-225</b>	<b>2 127</b>	<b>2 003</b>
310 Compensation of employees	0	0	0	0	0	0	131	150	152	127
320 Investment Income	-79	1	290	411	-248	-47	555	-374	1 975	1 875
<b>379 CURRENT TRANSFERS</b>	<b>-318</b>	<b>-321</b>	<b>-432</b>	<b>-312</b>	<b>-405</b>	<b>-595</b>	<b>-243</b>	<b>-478</b>	<b>-486</b>	<b>-725</b>
<b>993 CURRENT ACCOUNT</b>	<b>:</b>	<b>:</b>	<b>:</b>	<b>:</b>	<b>:</b>	<b>:</b>	<b>:</b>	<b>-4 141</b>	<b>166</b>	<b>99</b>
<b>994 CAPITAL ACCOUNT</b>	<b>:</b>	<b>:</b>	<b>:</b>	<b>:</b>	<b>:</b>	<b>:</b>	<b>:</b>	<b>:</b>	<b>:</b>	<b>:</b>
<b>010 CURRENT + CAPITAL ACCOUNT</b>	<b>-286</b>	<b>579</b>	<b>-903</b>	<b>-1 005</b>	<b>-2 509</b>	<b>-2 551</b>	<b>-3 363</b>	<b>:</b>	<b>:</b>	<b>:</b>
<b>995 FINANCIAL ACCOUNT</b>	<b>:</b>	<b>:</b>	<b>:</b>	<b>:</b>	<b>:</b>	<b>:</b>	<b>:</b>	<b>:</b>	<b>:</b>	<b>:</b>
<b>998 NET ERRORS AND OMISSIONS</b>	<b>:</b>	<b>:</b>	<b>:</b>	<b>:</b>	<b>:</b>	<b>:</b>	<b>:</b>	<b>:</b>	<b>:</b>	<b>:</b>

## 6.5.

Reporter: BLEU

Partner: Extra EUR12

	<i>(in %)</i>									
	1985	1986	1987	1988	1989	1990	1991	1992	1993	1994
	<b>Cover ratio</b>									
<b>100 GOODS</b>	<b>95</b>	<b>98</b>	<b>90</b>	<b>91</b>	<b>90</b>	<b>88</b>	<b>83</b>	<b>86</b>	<b>94</b>	<b>97</b>
<b>200 SERVICES</b>	<b>121</b>	<b>125</b>	<b>126</b>	<b>115</b>	<b>109</b>	<b>116</b>	<b>110</b>	<b>108</b>	<b>104</b>	<b>97</b>
<b>205 Transportation</b>	<b>109</b>	<b>127</b>	<b>120</b>	<b>122</b>	<b>116</b>	<b>117</b>	<b>124</b>	<b>122</b>	<b>115</b>	<b>120</b>
206 Sea transport	99	109	117	133	135	120	122	121	114	119
207 Passenger transport on sea	250	186	186	280	329	207	32	32	30	31
208 Freight transport on sea	98	108	116	131	134	119	117	115	109	113
209 Support. auxiliary and other services	:	:	:	:	:	:	186	184	174	181
210 Air transport	168	191	207	164	240	181	127	125	118	123
211 Passenger transport by air	124	122	132	112	192	126	124	122	115	120
212 Freight transport by air	260	337	381	297	302	308	209	206	195	203
213 Supporting, auxiliary and other services	:	:	:	:	:	:	42	41	39	41
214 Other transportation	103	127	71	65	45	63	125	123	116	121
<b>236 Travel</b>	<b>97</b>	<b>73</b>	<b>78</b>	<b>69</b>	<b>66</b>	<b>61</b>	<b>53</b>	<b>51</b>	<b>54</b>	<b>44</b>
<b>981 Other services</b>	<b>112</b>	<b>118</b>	<b>129</b>	<b>115</b>	<b>108</b>	<b>134</b>	<b>117</b>	<b>114</b>	<b>113</b>	<b>105</b>
245 Communications services	92	93	99	94	90	118	193	188	181	169
249 Construction services	216	188	354	188	146	215	140	197	266	446
253 Insurance services	91	82	131	111	104	186	114	99	112	102
260 Financial services	182	183	176	191	153	165	152	102	120	98
262 Computer and information services	:	:	:	:	:	:	128	125	120	112
266 Royalties and licence fees	34	34	31	35	41	38	46	52	53	56
268 Other business services	93	106	125	102	87	139	113	116	108	104
269 Merchanting and other trade-related serv.	77	96	129	101	76	144	102	93	67	68
270 Merchanting	:	:	:	:	:	:	:	:	:	:
271 Other trade related services	59	61	68	64	51	80	99	90	67	68
272 Operational leasing	:	:	:	:	:	:	28	86	71	69
273 Misc. business, prof. and technical serv.	124	123	121	103	108	133	125	126	127	121
274 Legal, account., man., cons. and pub. rel.	:	:	:	:	:	:	79	79	80	76
278 Adv., market res. and polling	86	86	120	109	96	176	145	146	147	140
279 Research and development	:	:	:	:	:	:	103	104	104	100
280 Architect., engin. and other technical	:	:	:	:	:	:	112	113	113	108
281 Agric., mining and on-site processing	:	:	:	:	:	:	60	60	60	58
284 Other	:	:	:	:	:	:	62	62	62	59
285 Serv. between affiliated enterprises, nie	:	:	:	:	:	:	136	136	137	131
287 Personal, cultural and recreational services	42	37	33	50	45	21	192	195	115	152
288 Audio-visual and related services	:	:	:	:	:	:	148	150	89	117
289 Other personal, cultural and recreational	:	:	:	:	:	:	270	273	162	214
291 Government services, n i e	323	452	472	418	465	237	194	223	255	170
<b>982 Services not allocated</b>	<b>211</b>	<b>221</b>	<b>206</b>	<b>183</b>	<b>164</b>	<b>138</b>	:	:	:	:
<b>300 INCOME</b>	<b>99</b>	<b>100</b>	<b>103</b>	<b>103</b>	<b>99</b>	<b>100</b>	<b>103</b>	<b>99</b>	<b>112</b>	<b>111</b>
310 Compensation of employees	:	:	:	:	:	:	:	:	:	:
320 Investment Income	99	100	103	103	99	100	103	98	111	110
<b>379 CURRENT TRANSFERS</b>	<b>62</b>	<b>58</b>	<b>50</b>	<b>64</b>	<b>57</b>	<b>51</b>	<b>84</b>	<b>72</b>	<b>73</b>	<b>65</b>
<b>993 CURRENT ACCOUNT</b>	:	:	:	:	:	:	:	<b>93</b>	<b>100</b>	<b>100</b>
<b>994 CAPITAL ACCOUNT</b>	:	:	:	:	:	:	:	:	:	:
<b>010 CURRENT + CAPITAL ACCOUNT</b>	<b>99</b>	<b>102</b>	<b>98</b>	<b>98</b>	<b>95</b>	<b>95</b>	<b>94</b>	:	:	:
<b>995 FINANCIAL ACCOUNT</b>	.	.	.	.	.	.	.	.	.	.
<b>998 NET ERRORS AND OMISSIONS</b>	.	.	.	.	.	.	.	.	.	.

## 6.6.

Reporter: BLEU

Partner: USA

	(Mio ECU)									
	1985	1986	1987	1988	1989	1990	1991	1992	1993	1994
	<b>Credit</b>									
<b>100 GOODS</b>	<b>4 290</b>	<b>3 507</b>	<b>4 937</b>	<b>5 375</b>	<b>5 625</b>	<b>5 603</b>	<b>5 327</b>	<b>7 214</b>	<b>7 263</b>	<b>7 441</b>
<b>200 SERVICES</b>	<b>2 342</b>	<b>2 160</b>	<b>2 333</b>	<b>2 684</b>	<b>3 392</b>	<b>3 245</b>	<b>3 306</b>	<b>2 920</b>	<b>3 308</b>	<b>3 663</b>
<b>205 Transportation</b>	<b>570</b>	<b>463</b>	<b>503</b>	<b>769</b>	<b>978</b>	<b>1 013</b>	<b>934</b>	<b>832</b>	<b>830</b>	<b>949</b>
206 Sea transport	:	:	:	:	:	:	451	402	401	458
207 Passenger transport on sea	:	:	:	:	:	:	0	0	0	0
208 Freight transport on sea	:	:	:	:	:	:	393	350	349	399
209 Support. auxiliary and other services	:	:	:	:	:	:	58	52	51	59
210 Air transport	:	:	:	:	:	:	135	121	120	138
211 Passenger transport by air	:	:	:	:	:	:	94	84	84	96
212 Freight transport by air	:	:	:	:	:	:	36	32	32	36
213 Supporting, auxiliary and other services	:	:	:	:	:	:	6	5	5	6
214 Other transportation	:	:	:	:	:	:	348	310	309	354
<b>236 Travel</b>	<b>450</b>	<b>324</b>	<b>336</b>	<b>400</b>	<b>471</b>	<b>322</b>	<b>243</b>	<b>262</b>	<b>482</b>	<b>501</b>
<b>981 Other services</b>	<b>1 322</b>	<b>1 372</b>	<b>1 495</b>	<b>1 515</b>	<b>1 943</b>	<b>1 910</b>	<b>2 129</b>	<b>1 826</b>	<b>1 996</b>	<b>2 213</b>
245 Communications services	:	:	:	:	:	:	52	46	52	58
249 Construction services	:	:	:	:	:	:	14	14	44	8
253 Insurance services	:	:	:	:	:	:	127	83	85	87
260 Financial services	:	:	:	:	:	:	470	302	367	598
262 Computer and information services	:	:	:	:	:	:	56	49	56	62
266 Royalties and licence fees	:	:	:	:	:	:	93	139	166	153
268 Other business services	:	:	:	:	:	:	1 146	1 009	1 058	1 087
269 Merchanting and other trade-related serv.	:	:	:	:	:	:	137	150	116	131
270 Merchanting	:	:	:	:	:	:	6	7	3	5
271 Other trade related services	:	:	:	:	:	:	131	143	113	126
272 Operational leasing	:	:	:	:	:	:	33	29	45	49
273 Misc. business, prof. and technical serv.	:	:	:	:	:	:	976	830	897	907
274 Legal, account., man., cons. and pub. rel.	:	:	:	:	:	:	31	27	29	29
278 Adv., market res. and polling	:	:	:	:	:	:	97	82	89	90
279 Research and development	:	:	:	:	:	:	34	29	31	31
280 Architect., engin. and other technical	:	:	:	:	:	:	85	72	78	79
281 Agric., mining and on-site processing	:	:	:	:	:	:	10	9	9	9
284 Other	:	:	:	:	:	:	20	17	19	19
285 Serv. between affiliated enterprises, nie	:	:	:	:	:	:	700	595	643	650
287 Personal, cultural and recreational services	:	:	:	:	:	:	88	77	74	63
288 Audio-visual and related services	:	:	:	:	:	:	43	38	36	31
289 Other personal, cultural and recreational	:	:	:	:	:	:	45	39	38	32
291 Government services, n i e	36	43	41	38	58	62	83	106	94	99
<b>982 Services not allocated</b>	<b>0</b>	<b>0</b>	<b>0</b>	<b>0</b>	<b>0</b>	<b>0</b>	<b>0</b>	<b>0</b>	<b>0</b>	<b>0</b>
<b>300 INCOME</b>	<b>3 268</b>	<b>2 222</b>	<b>2 224</b>	<b>2 901</b>	<b>4 722</b>	<b>4 787</b>	<b>5 211</b>	<b>5 233</b>	<b>6 225</b>	<b>7 182</b>
310 Compensation of employees	0	0	0	0	0	0	:	:	:	:
320 Investment Income	3 268	2 222	2 224	2 901	4 722	4 787	5 211	5 233	6 225	7 182
<b>379 CURRENT TRANSFERS</b>	<b>178</b>	<b>114</b>	<b>133</b>	<b>147</b>	<b>159</b>	<b>206</b>	<b>463</b>	<b>338</b>	<b>410</b>	<b>414</b>
<b>993 CURRENT ACCOUNT</b>	<b>:</b>	<b>:</b>	<b>:</b>	<b>:</b>	<b>:</b>	<b>:</b>	<b>:</b>	<b>15 704</b>	<b>17 205</b>	<b>18 701</b>
<b>994 CAPITAL ACCOUNT</b>	<b>:</b>	<b>:</b>	<b>:</b>	<b>:</b>	<b>:</b>	<b>:</b>	<b>:</b>	<b>:</b>	<b>:</b>	<b>:</b>
<b>010 CURRENT + CAPITAL ACCOUNT</b>	<b>10 078</b>	<b>8 003</b>	<b>9 627</b>	<b>11 107</b>	<b>13 897</b>	<b>13 840</b>	<b>14 307</b>	<b>:</b>	<b>:</b>	<b>:</b>
<b>995 FINANCIAL ACCOUNT</b>	<b>:</b>	<b>:</b>	<b>:</b>	<b>:</b>	<b>:</b>	<b>:</b>	<b>:</b>	<b>:</b>	<b>:</b>	<b>:</b>
<b>998 NET ERRORS AND OMISSIONS</b>	<b>:</b>	<b>:</b>	<b>:</b>	<b>:</b>	<b>:</b>	<b>:</b>	<b>:</b>	<b>:</b>	<b>:</b>	<b>:</b>

## 6.6.

Reporter: BLEU

Partner: USA

	(Mio ECU)									
	1985	1986	1987	1988	1989	1990	1991	1992	1993	1994
	<b>Debit</b>									
<b>100 GOODS</b>	<b>5 016</b>	<b>3 534</b>	<b>6 357</b>	<b>6 741</b>	<b>7 454</b>	<b>7 036</b>	<b>7 959</b>	<b>10 169</b>	<b>9 132</b>	<b>8 854</b>
<b>200 SERVICES</b>	<b>2 076</b>	<b>1 878</b>	<b>2 153</b>	<b>2 514</b>	<b>3 205</b>	<b>2 938</b>	<b>3 035</b>	<b>3 012</b>	<b>3 517</b>	<b>4 253</b>
<b>205 Transportation</b>	<b>726</b>	<b>489</b>	<b>484</b>	<b>644</b>	<b>824</b>	<b>809</b>	<b>624</b>	<b>517</b>	<b>567</b>	<b>652</b>
206 Sea transport	:	:	:	:	:	:	305	253	278	319
207 Passenger transport on sea	:	:	:	:	:	:	1	1	1	1
208 Freight transport on sea	:	:	:	:	:	:	278	231	253	291
209 Support. auxiliary and other services	:	:	:	:	:	:	26	21	23	27
210 Air transport	:	:	:	:	:	:	88	73	80	92
211 Passenger transport by air	:	:	:	:	:	:	63	52	57	66
212 Freight transport by air	:	:	:	:	:	:	14	12	13	15
213 Supporting, auxiliary and other services	:	:	:	:	:	:	11	9	10	12
214 Other transportation	:	:	:	:	:	:	230	191	210	241
<b>236 Travel</b>	<b>374</b>	<b>404</b>	<b>474</b>	<b>578</b>	<b>686</b>	<b>504</b>	<b>422</b>	<b>447</b>	<b>800</b>	<b>1 132</b>
<b>981 Other services</b>	<b>976</b>	<b>986</b>	<b>1 196</b>	<b>1 292</b>	<b>1 695</b>	<b>1 624</b>	<b>1 989</b>	<b>2 047</b>	<b>2 150</b>	<b>2 469</b>
245 Communications services	:	:	:	:	:	:	27	27	32	38
249 Construction services	:	:	:	:	:	:	7	10	15	3
253 Insurance services	:	:	:	:	:	:	83	102	89	96
260 Financial services	:	:	:	:	:	:	296	341	314	570
262 Computer and information services	:	:	:	:	:	:	44	44	51	62
266 Royalties and licence fees	:	:	:	:	:	:	447	443	501	521
268 Other business services	:	:	:	:	:	:	936	953	1 016	1 027
269 Merchanting and other trade-related serv.	:	:	:	:	:	:	110	118	125	121
270 Merchanting	:	:	:	:	:	:	0	0	0	0
271 Other trade related services	:	:	:	:	:	:	110	118	125	121
272 Operational leasing	:	:	:	:	:	:	96	46	62	55
273 Misc. business, prof. and technical serv.	:	:	:	:	:	:	729	789	829	851
274 Legal, account., man., cons. and pub. rel.	:	:	:	:	:	:	37	40	42	43
278 Adv., market res. and polling	:	:	:	:	:	:	62	67	71	73
279 Research and development	:	:	:	:	:	:	30	33	35	35
280 Architect., engin. and other technical	:	:	:	:	:	:	71	77	80	83
281 Agric., mining and on-site processing	:	:	:	:	:	:	16	17	18	18
284 Other	:	:	:	:	:	:	31	33	35	36
285 Serv. between affiliated enterprises, nie	:	:	:	:	:	:	482	522	548	563
287 Personal, cultural and recreational services	:	:	:	:	:	:	45	35	74	47
288 Audio-visual and related services	:	:	:	:	:	:	29	23	47	30
289 Other personal, cultural and recreational	:	:	:	:	:	:	16	13	27	17
291 Government services, n i e	89	46	47	49	44	98	104	91	57	104
<b>982 Services not allocated</b>	<b>0</b>	<b>0</b>	<b>0</b>	<b>0</b>	<b>0</b>	<b>0</b>	<b>0</b>	<b>0</b>	<b>0</b>	<b>0</b>
<b>300 INCOME</b>	<b>3 257</b>	<b>2 393</b>	<b>2 244</b>	<b>2 961</b>	<b>4 430</b>	<b>4 467</b>	<b>4 151</b>	<b>4 328</b>	<b>4 277</b>	<b>5 705</b>
310 Compensation of employees	0	0	0	0	0	0	:	:	:	:
320 Investment Income	3 257	2 393	2 244	2 961	4 430	4 467	4 151	4 328	4 277	5 705
<b>379 CURRENT TRANSFERS</b>	<b>169</b>	<b>98</b>	<b>122</b>	<b>137</b>	<b>149</b>	<b>213</b>	<b>370</b>	<b>445</b>	<b>444</b>	<b>541</b>
<b>993 CURRENT ACCOUNT</b>	<b>:</b>	<b>:</b>	<b>:</b>	<b>:</b>	<b>:</b>	<b>:</b>	<b>:</b>	<b>17 954</b>	<b>17 370</b>	<b>19 352</b>
<b>994 CAPITAL ACCOUNT</b>	<b>:</b>	<b>:</b>	<b>:</b>	<b>:</b>	<b>:</b>	<b>:</b>	<b>:</b>	<b>:</b>	<b>:</b>	<b>:</b>
<b>010 CURRENT + CAPITAL ACCOUNT</b>	<b>10 519</b>	<b>7 904</b>	<b>10 876</b>	<b>12 352</b>	<b>15 239</b>	<b>14 653</b>	<b>15 514</b>	<b>:</b>	<b>:</b>	<b>:</b>
<b>995 FINANCIAL ACCOUNT</b>	<b>:</b>	<b>:</b>	<b>:</b>	<b>:</b>	<b>:</b>	<b>:</b>	<b>:</b>	<b>:</b>	<b>:</b>	<b>:</b>
<b>998 NET ERRORS AND OMISSIONS</b>	<b>:</b>	<b>:</b>	<b>:</b>	<b>:</b>	<b>:</b>	<b>:</b>	<b>:</b>	<b>:</b>	<b>:</b>	<b>:</b>

## 6.6.

Reporter: BLEU

Partner: USA

	(Mio ECU)									
	1985	1986	1987	1988	1989	1990	1991	1992	1993	1994
	<b>Net</b>									
<b>100 GOODS</b>	<b>-726</b>	<b>-27</b>	<b>-1 420</b>	<b>-1 366</b>	<b>-1 830</b>	<b>-1 433</b>	<b>-2 632</b>	<b>-2 955</b>	<b>-1 869</b>	<b>-1 413</b>
<b>200 SERVICES</b>	<b>265</b>	<b>282</b>	<b>179</b>	<b>170</b>	<b>187</b>	<b>308</b>	<b>271</b>	<b>-92</b>	<b>-209</b>	<b>-589</b>
<b>205 Transportation</b>	<b>-156</b>	<b>-25</b>	<b>19</b>	<b>125</b>	<b>154</b>	<b>203</b>	<b>310</b>	<b>315</b>	<b>263</b>	<b>298</b>
206 Sea transport	:	:	:	:	:	:	146	149	123	140
207 Passenger transport on sea	:	:	:	:	:	:	-	0	0	-
208 Freight transport on sea	:	:	:	:	:	:	114	119	96	108
209 Support. auxiliary and other services	:	:	:	:	:	:	32	30	28	32
210 Air transport	:	:	:	:	:	:	47	48	40	46
211 Passenger transport by air	:	:	:	:	:	:	31	32	26	30
212 Freight transport by air	:	:	:	:	:	:	22	20	19	21
213 Supporting, auxiliary and other services	:	:	:	:	:	:	-5	-4	-5	-6
214 Other transportation	:	:	:	:	:	:	117	119	99	113
<b>236 Travel</b>	<b>76</b>	<b>-80</b>	<b>-138</b>	<b>-179</b>	<b>-215</b>	<b>-182</b>	<b>-179</b>	<b>-186</b>	<b>-318</b>	<b>-631</b>
<b>981 Other services</b>	<b>346</b>	<b>387</b>	<b>298</b>	<b>224</b>	<b>248</b>	<b>286</b>	<b>140</b>	<b>-222</b>	<b>-154</b>	<b>-256</b>
245 Communications services	:	:	:	:	:	:	25	19	20	19
249 Construction services	:	:	:	:	:	:	6	4	29	4
253 Insurance services	:	:	:	:	:	:	44	-20	-3	-9
260 Financial services	:	:	:	:	:	:	174	-38	53	27
262 Computer and information services	:	:	:	:	:	:	12	5	5	0
266 Royalties and licence fees	:	:	:	:	:	:	-354	-304	-335	-368
268 Other business services	:	:	:	:	:	:	210	56	42	60
269 Merchanting and other trade-related serv.	:	:	:	:	:	:	27	32	-9	10
270 Merchanting	:	:	:	:	:	:	6	7	3	5
271 Other trade related services	:	:	:	:	:	:	21	25	-12	5
272 Operational leasing	:	:	:	:	:	:	-64	-17	-17	-6
273 Misc. business, prof. and technical serv.	:	:	:	:	:	:	247	41	68	56
274 Legal, account., man., cons. and pub. rel.	:	:	:	:	:	:	-6	-14	-13	-14
278 Adv., market res. and polling	:	:	:	:	:	:	34	15	18	17
279 Research and development	:	:	:	:	:	:	3	-4	-4	-4
280 Architect., engin. and other technical	:	:	:	:	:	:	14	-5	-3	-4
281 Agric., mining and on-site processing	:	:	:	:	:	:	-6	-9	-9	-9
284 Other	:	:	:	:	:	:	-11	-16	-16	-17
285 Serv. between affiliated enterprises, nie	:	:	:	:	:	:	217	73	95	87
287 Personal, cultural and recreational services	:	:	:	:	:	:	43	42	0	16
288 Audio-visual and related services	:	:	:	:	:	:	15	15	-11	1
289 Other personal, cultural and recreational	:	:	:	:	:	:	29	26	11	15
291 Government services, n i e	-53	-2	-7	-11	14	-36	-21	15	37	-5
<b>982 Services not allocated</b>	<b>0</b>	<b>0</b>	<b>0</b>	<b>0</b>	<b>0</b>	<b>0</b>	<b>0</b>	<b>0</b>	<b>0</b>	<b>0</b>
<b>300 INCOME</b>	<b>11</b>	<b>-171</b>	<b>-20</b>	<b>-60</b>	<b>292</b>	<b>320</b>	<b>1 060</b>	<b>905</b>	<b>1 948</b>	<b>1 477</b>
310 Compensation of employees	0	0	0	0	0	0	:	:	:	:
320 Investment Income	11	-171	-20	-60	292	320	1 060	905	1 948	1 477
<b>379 CURRENT TRANSFERS</b>	<b>9</b>	<b>16</b>	<b>12</b>	<b>10</b>	<b>9</b>	<b>-7</b>	<b>93</b>	<b>-108</b>	<b>-35</b>	<b>-127</b>
<b>993 CURRENT ACCOUNT</b>	<b>:</b>	<b>:</b>	<b>:</b>	<b>:</b>	<b>:</b>	<b>:</b>	<b>:</b>	<b>-2 250</b>	<b>-165</b>	<b>-652</b>
<b>994 CAPITAL ACCOUNT</b>	<b>:</b>	<b>:</b>	<b>:</b>	<b>:</b>	<b>:</b>	<b>:</b>	<b>:</b>	<b>:</b>	<b>:</b>	<b>:</b>
<b>010 CURRENT + CAPITAL ACCOUNT</b>	<b>-441</b>	<b>99</b>	<b>-1 249</b>	<b>-1 245</b>	<b>-1 342</b>	<b>-812</b>	<b>-1 207</b>	<b>:</b>	<b>:</b>	<b>:</b>
<b>995 FINANCIAL ACCOUNT</b>	<b>:</b>	<b>:</b>	<b>:</b>	<b>:</b>	<b>:</b>	<b>:</b>	<b>:</b>	<b>:</b>	<b>:</b>	<b>:</b>
<b>998 NET ERRORS AND OMISSIONS</b>	<b>:</b>	<b>:</b>	<b>:</b>	<b>:</b>	<b>:</b>	<b>:</b>	<b>:</b>	<b>:</b>	<b>:</b>	<b>:</b>

6.6.

Reporter: BLEU

Partner: USA

	(in %)									
	1985	1986	1987	1988	1989	1990	1991	1992	1993	1994
	<b>Cover ratio</b>									
<b>100 GOODS</b>	<b>86</b>	<b>99</b>	<b>78</b>	<b>80</b>	<b>75</b>	<b>80</b>	<b>67</b>	<b>71</b>	<b>80</b>	<b>84</b>
<b>200 SERVICES</b>	<b>113</b>	<b>115</b>	<b>108</b>	<b>107</b>	<b>106</b>	<b>110</b>	<b>109</b>	<b>97</b>	<b>94</b>	<b>86</b>
<b>205 Transportation</b>	<b>79</b>	<b>95</b>	<b>104</b>	<b>119</b>	<b>119</b>	<b>125</b>	<b>150</b>	<b>161</b>	<b>146</b>	<b>146</b>
206 Sea transport	:	:	:	:	:	:	148	159	144	144
207 Passenger transport on sea	:	:	:	:	:	:	:	:	:	:
208 Freight transport on sea	:	:	:	:	:	:	141	152	138	137
209 Support. auxiliary and other services	:	:	:	:	:	:	225	242	220	219
210 Air transport	:	:	:	:	:	:	154	165	150	149
211 Passenger transport by air	:	:	:	:	:	:	149	161	146	145
212 Freight transport by air	:	:	:	:	:	:	252	271	246	245
213 Supporting, auxiliary and other services	:	:	:	:	:	:	50	54	49	49
214 Other transportation	:	:	:	:	:	:	151	162	147	147
<b>236 Travel</b>	<b>120</b>	<b>80</b>	<b>71</b>	<b>69</b>	<b>69</b>	<b>64</b>	<b>58</b>	<b>58</b>	<b>60</b>	<b>44</b>
<b>981 Other services</b>	<b>135</b>	<b>139</b>	<b>125</b>	<b>117</b>	<b>115</b>	<b>118</b>	<b>107</b>	<b>89</b>	<b>93</b>	<b>90</b>
245 Communications services	:	:	:	:	:	:	190	170	164	151
249 Construction services	:	:	:	:	:	:	187	135	287	235
253 Insurance services	:	:	:	:	:	:	153	81	96	90
260 Financial services	:	:	:	:	:	:	159	89	117	105
262 Computer and information services	:	:	:	:	:	:	126	112	109	100
266 Royalties and licence fees	:	:	:	:	:	:	21	31	33	29
268 Other business services	:	:	:	:	:	:	122	106	104	106
269 Merchanting and other trade-related serv.	:	:	:	:	:	:	125	127	93	108
270 Merchanting	:	:	:	:	:	:	:	:	:	:
271 Other trade related services	:	:	:	:	:	:	119	121	90	104
272 Operational leasing	:	:	:	:	:	:	34	63	73	89
273 Misc. business, prof. and technical serv.	:	:	:	:	:	:	134	105	108	107
274 Legal, account., man., cons. and pub. rel.	:	:	:	:	:	:	84	66	68	67
278 Adv., market res. and polling	:	:	:	:	:	:	155	122	125	123
279 Research and development	:	:	:	:	:	:	110	87	89	88
280 Architect., engin. and other technical	:	:	:	:	:	:	120	94	97	95
281 Agric., mining and on-site processing	:	:	:	:	:	:	64	50	52	51
284 Other	:	:	:	:	:	:	66	52	53	52
285 Serv. between affiliated enterprises, nie	:	:	:	:	:	:	145	114	117	116
287 Personal, cultural and recreational services	:	:	:	:	:	:	195	218	100	134
288 Audio-visual and related services	:	:	:	:	:	:	151	168	77	103
289 Other personal, cultural and recreational	:	:	:	:	:	:	274	306	140	188
291 Government services, n i e	40	93	87	78	132	63	80	116	164	95
<b>982 Services not allocated</b>	<b>:</b>	<b>:</b>	<b>:</b>	<b>:</b>	<b>:</b>	<b>:</b>	<b>:</b>	<b>:</b>	<b>:</b>	<b>:</b>
<b>300 INCOME</b>	<b>100</b>	<b>93</b>	<b>99</b>	<b>98</b>	<b>107</b>	<b>107</b>	<b>126</b>	<b>121</b>	<b>146</b>	<b>126</b>
310 Compensation of employees	:	:	:	:	:	:	:	:	:	:
320 Investment Income	100	93	99	98	107	107	126	121	146	126
<b>379 CURRENT TRANSFERS</b>	<b>105</b>	<b>116</b>	<b>109</b>	<b>107</b>	<b>107</b>	<b>97</b>	<b>125</b>	<b>76</b>	<b>92</b>	<b>77</b>
<b>993 CURRENT ACCOUNT</b>	<b>:</b>	<b>:</b>	<b>:</b>	<b>:</b>	<b>:</b>	<b>:</b>	<b>:</b>	<b>87</b>	<b>99</b>	<b>97</b>
<b>994 CAPITAL ACCOUNT</b>	<b>:</b>	<b>:</b>	<b>:</b>	<b>:</b>	<b>:</b>	<b>:</b>	<b>:</b>	<b>:</b>	<b>:</b>	<b>:</b>
<b>010 CURRENT + CAPITAL ACCOUNT</b>	<b>96</b>	<b>101</b>	<b>89</b>	<b>90</b>	<b>91</b>	<b>94</b>	<b>92</b>	<b>:</b>	<b>:</b>	<b>:</b>
<b>995 FINANCIAL ACCOUNT</b>	<b>.</b>	<b>.</b>	<b>.</b>	<b>.</b>	<b>.</b>	<b>.</b>	<b>.</b>	<b>.</b>	<b>.</b>	<b>.</b>
<b>998 NET ERRORS AND OMISSIONS</b>	<b>.</b>	<b>.</b>	<b>.</b>	<b>.</b>	<b>.</b>	<b>.</b>	<b>.</b>	<b>.</b>	<b>.</b>	<b>.</b>

**6.7.**
**Reporter: BLEU**
**Partner: Japan**

	(Mio ECU)									
	1985	1986	1987	1988	1989	1990	1991	1992	1993	1994
	<b>Credit</b>									
<b>100 GOODS</b>	<b>579</b>	<b>539</b>	<b>620</b>	<b>810</b>	<b>1 036</b>	<b>1 124</b>	<b>966</b>	<b>876</b>	<b>1 023</b>	<b>1 326</b>
<b>200 SERVICES</b>	<b>247</b>	<b>288</b>	<b>358</b>	<b>589</b>	<b>464</b>	<b>446</b>	<b>447</b>	<b>484</b>	<b>564</b>	<b>581</b>
<b>205 Transportation</b>	<b>114</b>	<b>112</b>	<b>142</b>	<b>170</b>	<b>173</b>	<b>143</b>	<b>148</b>	<b>128</b>	<b>128</b>	<b>146</b>
206 Sea transport	:	:	:	:	:	:	71	62	62	70
207 Passenger transport on sea	:	:	:	:	:	:	0	0	0	0
208 Freight transport on sea	:	:	:	:	:	:	62	54	54	61
209 Support. auxiliary and other services	:	:	:	:	:	:	9	8	8	9
210 Air transport	:	:	:	:	:	:	21	18	18	21
211 Passenger transport by air	:	:	:	:	:	:	15	13	13	15
212 Freight transport by air	:	:	:	:	:	:	6	5	5	6
213 Supporting, auxiliary and other services	:	:	:	:	:	:	1	1	1	1
214 Other transportation	:	:	:	:	:	:	55	48	47	54
<b>236 Travel</b>	<b>7</b>	<b>9</b>	<b>11</b>	<b>12</b>	<b>20</b>	<b>19</b>	<b>18</b>	<b>19</b>	<b>21</b>	<b>25</b>
<b>981 Other services</b>	<b>127</b>	<b>167</b>	<b>205</b>	<b>407</b>	<b>271</b>	<b>284</b>	<b>282</b>	<b>337</b>	<b>415</b>	<b>410</b>
245 Communications services	:	:	:	:	:	:	7	8	9	9
249 Construction services	:	:	:	:	:	:	2	3	2	0
253 Insurance services	:	:	:	:	:	:	6	9	12	9
260 Financial services	:	:	:	:	:	:	49	44	69	76
262 Computer and information services	:	:	:	:	:	:	8	8	10	10
266 Royalties and licence fees	:	:	:	:	:	:	19	21	27	28
268 Other business services	:	:	:	:	:	:	175	220	270	262
269 Merchanting and other trade-related serv.	:	:	:	:	:	:	31	45	40	79
270 Merchanting	:	:	:	:	:	:	4	3	2	7
271 Other trade related services	:	:	:	:	:	:	27	42	38	72
272 Operational leasing	:	:	:	:	:	:	3	16	2	5
273 Misc. business, prof. and technical serv.	:	:	:	:	:	:	142	158	228	178
274 Legal, account., man., cons. and pub. rel.	:	:	:	:	:	:	5	5	7	6
278 Adv., market res. and polling	:	:	:	:	:	:	14	16	23	18
279 Research and development	:	:	:	:	:	:	5	5	8	6
280 Architect., engin. and other technical	:	:	:	:	:	:	12	14	20	15
281 Agric., mining and on-site processing	:	:	:	:	:	:	1	2	2	2
284 Other	:	:	:	:	:	:	3	3	5	4
285 Serv. between affiliated enterprises, nie	:	:	:	:	:	:	101	113	164	128
287 Personal, cultural and recreational services	:	:	:	:	:	:	4	16	4	5
288 Audio-visual and related services	:	:	:	:	:	:	2	8	2	2
289 Other personal, cultural and recreational	:	:	:	:	:	:	2	8	2	3
291 Government services, n i e	4	5	6	6	7	7	13	9	13	11
<b>982 Services not allocated</b>	<b>0</b>	<b>0</b>	<b>0</b>	<b>0</b>	<b>0</b>	<b>0</b>	<b>0</b>	<b>0</b>	<b>0</b>	<b>0</b>
<b>300 INCOME</b>	<b>1 060</b>	<b>1 343</b>	<b>1 468</b>	<b>2 004</b>	<b>3 364</b>	<b>3 563</b>	<b>3 745</b>	<b>2 632</b>	<b>2 346</b>	<b>1 886</b>
310 Compensation of employees	0	0	0	0	0	0	:	:	:	:
320 Investment Income	1 060	1 343	1 468	2 004	3 364	3 563	3 745	2 632	2 346	1 886
<b>379 CURRENT TRANSFERS</b>	<b>7</b>	<b>11</b>	<b>13</b>	<b>13</b>	<b>24</b>	<b>21</b>	<b>38</b>	<b>31</b>	<b>42</b>	<b>36</b>
<b>993 CURRENT ACCOUNT</b>	<b>:</b>	<b>:</b>	<b>:</b>	<b>:</b>	<b>:</b>	<b>:</b>	<b>:</b>	<b>4 023</b>	<b>3 975</b>	<b>3 829</b>
<b>994 CAPITAL ACCOUNT</b>	<b>:</b>	<b>:</b>	<b>:</b>	<b>:</b>	<b>:</b>	<b>:</b>	<b>:</b>	<b>:</b>	<b>:</b>	<b>:</b>
<b>010 CURRENT + CAPITAL ACCOUNT</b>	<b>1 893</b>	<b>2 180</b>	<b>2 459</b>	<b>3 416</b>	<b>4 887</b>	<b>5 154</b>	<b>5 197</b>	<b>:</b>	<b>:</b>	<b>:</b>
<b>995 FINANCIAL ACCOUNT</b>	<b>:</b>	<b>:</b>	<b>:</b>	<b>:</b>	<b>:</b>	<b>:</b>	<b>:</b>	<b>:</b>	<b>:</b>	<b>:</b>
<b>998 NET ERRORS AND OMISSIONS</b>	<b>:</b>	<b>:</b>	<b>:</b>	<b>:</b>	<b>:</b>	<b>:</b>	<b>:</b>	<b>:</b>	<b>:</b>	<b>:</b>



6.7.

Reporter: BLEU

Partner: Japan

	<i>(Mio ECU)</i>									
	1985	1986	1987	1988	1989	1990	1991	1992	1993	1994
	<b>Debit</b>									
<b>100 GOODS</b>	<b>1 717</b>	<b>2 009</b>	<b>1 544</b>	<b>1 743</b>	<b>2 018</b>	<b>2 190</b>	<b>2 390</b>	<b>2 307</b>	<b>2 196</b>	<b>2 277</b>
<b>200 SERVICES</b>	<b>163</b>	<b>240</b>	<b>199</b>	<b>517</b>	<b>338</b>	<b>292</b>	<b>272</b>	<b>298</b>	<b>350</b>	<b>386</b>
<b>205 Transportation</b>	<b>76</b>	<b>89</b>	<b>129</b>	<b>145</b>	<b>156</b>	<b>139</b>	<b>121</b>	<b>113</b>	<b>115</b>	<b>119</b>
206 Sea transport	:	:	:	:	:	:	59	55	56	58
207 Passenger transport on sea	:	:	:	:	:	:	0	0	0	0
208 Freight transport on sea	:	:	:	:	:	:	54	51	51	53
209 Support. auxiliary and other services	:	:	:	:	:	:	5	5	5	5
210 Air transport	:	:	:	:	:	:	17	16	16	17
211 Passenger transport by air	:	:	:	:	:	:	12	11	12	12
212 Freight transport by air	:	:	:	:	:	:	3	3	3	3
213 Supporting, auxiliary and other services	:	:	:	:	:	:	2	2	2	2
214 Other transportation	:	:	:	:	:	:	45	42	43	44
<b>236 Travel</b>	<b>7</b>	<b>9</b>	<b>7</b>	<b>8</b>	<b>10</b>	<b>38</b>	<b>12</b>	<b>15</b>	<b>19</b>	<b>24</b>
<b>981 Other services</b>	<b>80</b>	<b>142</b>	<b>62</b>	<b>364</b>	<b>173</b>	<b>115</b>	<b>138</b>	<b>169</b>	<b>215</b>	<b>242</b>
245 Communications services	:	:	:	:	:	:	2	3	3	3
249 Construction services	:	:	:	:	:	:	0	0	2	0
253 Insurance services	:	:	:	:	:	:	5	8	6	7
260 Financial services	:	:	:	:	:	:	30	37	63	60
262 Computer and information services	:	:	:	:	:	:	4	4	5	6
266 Royalties and licence fees	:	:	:	:	:	:	16	13	14	19
268 Other business services	:	:	:	:	:	:	76	88	116	139
269 Merchanting and other trade-related serv.	:	:	:	:	:	:	-10	22	35	20
270 Merchanting	:	:	:	:	:	:	0	0	0	0
271 Other trade related services	:	:	:	:	:	:	-10	22	35	20
272 Operational leasing	:	:	:	:	:	:	16	9	7	6
273 Misc. business, prof. and technical serv.	:	:	:	:	:	:	69	57	74	113
274 Legal, account., man., cons. and pub. rel.	:	:	:	:	:	:	4	3	4	6
278 Adv., market res. and polling	:	:	:	:	:	:	6	5	6	10
279 Research and development	:	:	:	:	:	:	3	2	3	5
280 Architect., engin. and other technical	:	:	:	:	:	:	7	6	7	11
281 Agric., mining and on-site processing	:	:	:	:	:	:	2	1	2	2
284 Other	:	:	:	:	:	:	3	2	3	5
285 Serv. between affiliated enterprises, nie	:	:	:	:	:	:	46	38	49	74
287 Personal, cultural and recreational services	:	:	:	:	:	:	2	13	2	3
288 Audio-visual and related services	:	:	:	:	:	:	1	8	1	2
289 Other personal, cultural and recreational	:	:	:	:	:	:	1	5	1	1
291 Government services, n i e	2	2	3	2	3	2	3	3	4	4
<b>982 Services not allocated</b>	<b>0</b>	<b>0</b>	<b>0</b>	<b>0</b>	<b>0</b>	<b>0</b>	<b>0</b>	<b>0</b>	<b>0</b>	<b>0</b>
<b>300 INCOME</b>	<b>737</b>	<b>895</b>	<b>1 042</b>	<b>1 097</b>	<b>2 189</b>	<b>2 035</b>	<b>2 051</b>	<b>1 518</b>	<b>1 215</b>	<b>1 318</b>
310 Compensation of employees	0	0	0	0	0	0	:	:	:	:
320 Investment Income	737	895	1 042	1 097	2 189	2 035	2 051	1 518	1 215	1 318
<b>379 CURRENT TRANSFERS</b>	<b>4</b>	<b>5</b>	<b>6</b>	<b>8</b>	<b>19</b>	<b>11</b>	<b>23</b>	<b>33</b>	<b>30</b>	<b>32</b>
<b>993 CURRENT ACCOUNT</b>	<b>:</b>	<b>:</b>	<b>:</b>	<b>:</b>	<b>:</b>	<b>:</b>	<b>:</b>	<b>4 156</b>	<b>3 791</b>	<b>4 013</b>
<b>994 CAPITAL ACCOUNT</b>	<b>:</b>	<b>:</b>	<b>:</b>	<b>:</b>	<b>:</b>	<b>:</b>	<b>:</b>	<b>:</b>	<b>:</b>	<b>:</b>
<b>010 CURRENT + CAPITAL ACCOUNT</b>	<b>2 621</b>	<b>3 149</b>	<b>2 791</b>	<b>3 366</b>	<b>4 563</b>	<b>4 528</b>	<b>4 736</b>	<b>:</b>	<b>:</b>	<b>:</b>
<b>995 FINANCIAL ACCOUNT</b>	<b>:</b>	<b>:</b>	<b>:</b>	<b>:</b>	<b>:</b>	<b>:</b>	<b>:</b>	<b>:</b>	<b>:</b>	<b>:</b>
<b>998 NET ERRORS AND OMISSIONS</b>	<b>:</b>	<b>:</b>	<b>:</b>	<b>:</b>	<b>:</b>	<b>:</b>	<b>:</b>	<b>:</b>	<b>:</b>	<b>:</b>

## 6.7.

Reporter: BLEU

Partner: Japan

	(Mio ECU)									
	1985	1986	1987	1988	1989	1990	1991	1992	1993	1994
	<b>Net</b>									
<b>100 GOODS</b>	<b>-1 138</b>	<b>-1 470</b>	<b>-925</b>	<b>-933</b>	<b>-982</b>	<b>-1 065</b>	<b>-1 424</b>	<b>-1 431</b>	<b>-1 173</b>	<b>-950</b>
<b>200 SERVICES</b>	<b>85</b>	<b>47</b>	<b>160</b>	<b>72</b>	<b>126</b>	<b>154</b>	<b>176</b>	<b>186</b>	<b>215</b>	<b>195</b>
<b>205 Transportation</b>	<b>38</b>	<b>23</b>	<b>13</b>	<b>25</b>	<b>18</b>	<b>5</b>	<b>26</b>	<b>14</b>	<b>12</b>	<b>27</b>
206 Sea transport	:	:	:	:	:	:	12	6	5	12
207 Passenger transport on sea	:	:	:	:	:	:	0	0	0	0
208 Freight transport on sea	:	:	:	:	:	:	8	3	2	8
209 Support. auxiliary and other services	:	:	:	:	:	:	4	3	3	4
210 Air transport	:	:	:	:	:	:	4	2	2	4
211 Passenger transport by air	:	:	:	:	:	:	3	1	1	3
212 Freight transport by air	:	:	:	:	:	:	3	2	2	3
213 Supporting, auxiliary and other services	:	:	:	:	:	:	-1	-1	-1	-1
214 Other transportation	:	:	:	:	:	:	10	6	5	10
<b>236 Travel</b>	<b>0</b>	<b>0</b>	<b>3</b>	<b>5</b>	<b>10</b>	<b>-20</b>	<b>5</b>	<b>4</b>	<b>3</b>	<b>1</b>
<b>981 Other services</b>	<b>47</b>	<b>24</b>	<b>143</b>	<b>42</b>	<b>98</b>	<b>169</b>	<b>144</b>	<b>168</b>	<b>200</b>	<b>168</b>
245 Communications services	:	:	:	:	:	:	5	5	6	6
249 Construction services	:	:	:	:	:	:	2	3	0	0
253 Insurance services	:	:	:	:	:	:	1	1	6	1
260 Financial services	:	:	:	:	:	:	19	7	7	16
262 Computer and information services	:	:	:	:	:	:	4	4	4	4
266 Royalties and licence fees	:	:	:	:	:	:	2	8	13	8
268 Other business services	:	:	:	:	:	:	99	132	154	123
269 Merchanting and other trade-related serv.	:	:	:	:	:	:	41	23	5	60
270 Merchanting	:	:	:	:	:	:	4	3	2	7
271 Other trade related services	:	:	:	:	:	:	37	20	3	53
272 Operational leasing	:	:	:	:	:	:	-14	8	-5	-2
273 Misc. business, prof. and technical serv.	:	:	:	:	:	:	72	101	154	65
274 Legal, account., man., cons. and pub. rel.	:	:	:	:	:	:	1	2	4	0
278 Adv., market res. and polling	:	:	:	:	:	:	8	11	16	8
279 Research and development	:	:	:	:	:	:	2	3	5	1
280 Architect., engin. and other technical	:	:	:	:	:	:	6	8	13	5
281 Agric., mining and on-site processing	:	:	:	:	:	:	0	0	1	-1
284 Other	:	:	:	:	:	:	0	1	2	-1
285 Serv. between affiliated enterprises, nie	:	:	:	:	:	:	56	76	115	53
287 Personal, cultural and recreational services	:	:	:	:	:	:	2	3	2	2
288 Audio-visual and related services	:	:	:	:	:	:	0	-1	1	1
289 Other personal, cultural and recreational	:	:	:	:	:	:	1	3	1	2
291 Government services, n i e	2	2	3	4	4	5	10	6	9	7
<b>982 Services not allocated</b>	<b>0</b>	<b>0</b>	<b>0</b>	<b>0</b>	<b>0</b>	<b>0</b>	<b>0</b>	<b>0</b>	<b>0</b>	<b>0</b>
<b>300 INCOME</b>	<b>323</b>	<b>448</b>	<b>426</b>	<b>907</b>	<b>1 175</b>	<b>1 529</b>	<b>1 695</b>	<b>1 114</b>	<b>1 131</b>	<b>568</b>
310 Compensation of employees	0	0	0	0	0	0	:	:	:	:
320 Investment Income	323	448	426	907	1 175	1 529	1 695	1 114	1 131	568
<b>379 CURRENT TRANSFERS</b>	<b>2</b>	<b>7</b>	<b>7</b>	<b>4</b>	<b>5</b>	<b>10</b>	<b>14</b>	<b>-2</b>	<b>12</b>	<b>3</b>
<b>993 CURRENT ACCOUNT</b>	<b>:</b>	<b>:</b>	<b>:</b>	<b>:</b>	<b>:</b>	<b>:</b>	<b>:</b>	<b>-133</b>	<b>184</b>	<b>-184</b>
<b>994 CAPITAL ACCOUNT</b>	<b>:</b>	<b>:</b>	<b>:</b>	<b>:</b>	<b>:</b>	<b>:</b>	<b>:</b>	<b>:</b>	<b>:</b>	<b>:</b>
<b>010 CURRENT + CAPITAL ACCOUNT</b>	<b>-728</b>	<b>-969</b>	<b>-332</b>	<b>51</b>	<b>323</b>	<b>626</b>	<b>461</b>	<b>:</b>	<b>:</b>	<b>:</b>
<b>995 FINANCIAL ACCOUNT</b>	<b>:</b>	<b>:</b>	<b>:</b>	<b>:</b>	<b>:</b>	<b>:</b>	<b>:</b>	<b>:</b>	<b>:</b>	<b>:</b>
<b>998 NET ERRORS AND OMISSIONS</b>	<b>:</b>	<b>:</b>	<b>:</b>	<b>:</b>	<b>:</b>	<b>:</b>	<b>:</b>	<b>:</b>	<b>:</b>	<b>:</b>

6.7.

Reporter: BLEU

Partner: Japan

	(in %)									
	1985	1986	1987	1988	1989	1990	1991	1992	1993	1994
	<b>Cover ratio</b>									
<b>100 GOODS</b>	<b>34</b>	<b>27</b>	<b>40</b>	<b>46</b>	<b>51</b>	<b>51</b>	<b>40</b>	<b>38</b>	<b>47</b>	<b>58</b>
<b>200 SERVICES</b>	<b>152</b>	<b>120</b>	<b>180</b>	<b>114</b>	<b>137</b>	<b>153</b>	<b>165</b>	<b>163</b>	<b>161</b>	<b>151</b>
<b>205 Transportation</b>	<b>150</b>	<b>126</b>	<b>110</b>	<b>117</b>	<b>111</b>	<b>103</b>	<b>122</b>	<b>113</b>	<b>111</b>	<b>122</b>
206 Sea transport	:	:	:	:	:	:	120	111	109	121
207 Passenger transport on sea	:	:	:	:	:	:	:	:	:	:
208 Freight transport on sea	:	:	:	:	:	:	114	106	104	115
209 Support. auxiliary and other services	:	:	:	:	:	:	183	169	166	184
210 Air transport	:	:	:	:	:	:	125	115	113	126
211 Passenger transport by air	:	:	:	:	:	:	121	112	110	122
212 Freight transport by air	:	:	:	:	:	:	205	190	186	206
213 Supporting, auxiliary and other services	:	:	:	:	:	:	41	38	37	41
214 Other transportation	:	:	:	:	:	:	123	113	111	123
<b>236 Travel</b>	<b>100</b>	<b>100</b>	<b>157</b>	<b>150</b>	<b>200</b>	<b>50</b>	<b>144</b>	<b>128</b>	<b>114</b>	<b>103</b>
<b>981 Other services</b>	<b>159</b>	<b>118</b>	<b>331</b>	<b>112</b>	<b>157</b>	<b>247</b>	<b>204</b>	<b>199</b>	<b>193</b>	<b>169</b>
245 Communications services	:	:	:	:	:	:	288	284	281	263
249 Construction services	:	:	:	:	:	:	:	:	81	:
253 Insurance services	:	:	:	:	:	:	117	108	201	117
260 Financial services	:	:	:	:	:	:	166	120	111	127
262 Computer and information services	:	:	:	:	:	:	191	188	187	174
266 Royalties and licence fees	:	:	:	:	:	:	115	164	188	142
268 Other business services	:	:	:	:	:	:	231	250	233	189
269 Merchanting and other trade-related serv.	:	:	:	:	:	:	:	205	114	402
270 Merchanting	:	:	:	:	:	:	:	:	:	:
271 Other trade related services	:	:	:	:	:	:	:	190	109	366
272 Operational leasing	:	:	:	:	:	:	16	187	27	72
273 Misc. business, prof. and technical serv.	:	:	:	:	:	:	204	277	307	158
274 Legal, account., man., cons. and pub. rel.	:	:	:	:	:	:	129	175	193	100
278 Adv., market res. and polling	:	:	:	:	:	:	237	321	355	183
279 Research and development	:	:	:	:	:	:	169	229	253	130
280 Architect., engin. and other technical	:	:	:	:	:	:	183	248	274	141
281 Agric., mining and on-site processing	:	:	:	:	:	:	97	132	146	75
284 Other	:	:	:	:	:	:	100	136	151	78
285 Serv. between affiliated enterprises, nie	:	:	:	:	:	:	222	301	333	171
287 Personal, cultural and recreational services	:	:	:	:	:	:	176	120	196	182
288 Audio-visual and related services	:	:	:	:	:	:	136	93	151	140
289 Other personal, cultural and recreational	:	:	:	:	:	:	:	169	:	:
291 Government services, n i e	200	250	200	300	233	350	428	273	322	254
<b>982 Services not allocated</b>	<b>:</b>	<b>:</b>	<b>:</b>	<b>:</b>	<b>:</b>	<b>:</b>	<b>:</b>	<b>:</b>	<b>:</b>	<b>:</b>
<b>300 INCOME</b>	<b>144</b>	<b>150</b>	<b>141</b>	<b>183</b>	<b>154</b>	<b>175</b>	<b>183</b>	<b>173</b>	<b>193</b>	<b>143</b>
310 Compensation of employees	:	:	:	:	:	:	:	:	:	:
320 Investment Income	144	150	141	183	154	175	183	173	193	143
<b>379 CURRENT TRANSFERS</b>	<b>175</b>	<b>220</b>	<b>217</b>	<b>163</b>	<b>126</b>	<b>191</b>	<b>162</b>	<b>93</b>	<b>139</b>	<b>110</b>
<b>993 CURRENT ACCOUNT</b>	<b>:</b>	<b>:</b>	<b>:</b>	<b>:</b>	<b>:</b>	<b>:</b>	<b>:</b>	<b>97</b>	<b>105</b>	<b>95</b>
<b>994 CAPITAL ACCOUNT</b>	<b>:</b>	<b>:</b>	<b>:</b>	<b>:</b>	<b>:</b>	<b>:</b>	<b>:</b>	<b>:</b>	<b>:</b>	<b>:</b>
<b>010 CURRENT + CAPITAL ACCOUNT</b>	<b>72</b>	<b>69</b>	<b>88</b>	<b>101</b>	<b>107</b>	<b>114</b>	<b>110</b>	<b>:</b>	<b>:</b>	<b>:</b>
<b>995 FINANCIAL ACCOUNT</b>	<b>.</b>	<b>.</b>	<b>.</b>	<b>.</b>	<b>.</b>	<b>.</b>	<b>.</b>	<b>.</b>	<b>.</b>	<b>.</b>
<b>998 NET ERRORS AND OMISSIONS</b>	<b>.</b>	<b>.</b>	<b>.</b>	<b>.</b>	<b>.</b>	<b>.</b>	<b>.</b>	<b>.</b>	<b>.</b>	<b>.</b>

## 7.1.

Reporter: Denmark

Partner: World

	(Mio ECU)									
	1985	1986	1987	1988	1989	1990	1991	1992	1993	1994
	<b>Credit</b>									
<b>100 GOODS</b>	<b>22 440</b>	<b>21 679</b>	<b>22 255</b>	<b>23 274</b>	<b>26 060</b>	<b>28 303</b>	<b>29 702</b>	<b>31 386</b>	<b>31 592</b>	<b>35 106</b>
<b>200 SERVICES</b>	<b>8 329</b>	<b>7 610</b>	<b>7 927</b>	<b>9 333</b>	<b>10 041</b>	<b>11 342</b>	<b>12 745</b>	<b>12 525</b>	<b>12 552</b>	<b>13 369</b>
<b>205 Transportation</b>	<b>4 499</b>	<b>3 920</b>	<b>4 087</b>	<b>5 218</b>	<b>5 785</b>	<b>6 054</b>	<b>7 170</b>	<b>6 696</b>	<b>6 860</b>	<b>7 356</b>
206 Sea transport	2 190	1 751	1 766	2 295	2 807	2 676	3 135	2 901	3 979	4 423
207 Passenger transport on sea	50	46	48	48	122	187	139	123	93	103
208 Freight transport on sea	2 140	1 705	1 718	2 247	2 685	2 489	2 996	2 678	3 445	3 848
209 Support. auxiliary and other services	:	:	:	:	:	:	:	:	441	472
210 Air transport	228	263	301	295	450	513	420	462	1 044	946
211 Passenger transport by air	201	231	264	259	395	451	369	406	318	189
212 Freight transport by air	27	32	37	36	55	62	51	56	44	26
213 Supporting, auxiliary and other services	:	:	:	:	:	:	:	:	682	732
214 Other transportation	2 081	1 907	2 020	2 627	2 528	2 865	3 615	3 434	1 836	1 986
<b>236 Travel</b>	<b>1 752</b>	<b>1 794</b>	<b>1 927</b>	<b>2 051</b>	<b>2 099</b>	<b>2 616</b>	<b>2 811</b>	<b>2 927</b>	<b>2 667</b>	<b>2 764</b>
<b>981 Other services</b>	<b>2 078</b>	<b>1 896</b>	<b>1 913</b>	<b>2 065</b>	<b>2 157</b>	<b>2 672</b>	<b>2 764</b>	<b>2 904</b>	<b>3 025</b>	<b>3 249</b>
245 Communications services	:	:	:	:	:	:	:	:	75	82
249 Construction services	135	44	116	53	41	80	282	352	305	52
253 Insurance services	46	50	54	55	60	85	76	90	193	303
260 Financial services	19	21	25	41	48	46	72	86	97	121
262 Computer and information services	:	:	:	:	:	:	:	:	67	77
266 Royalties and licence fees	243	244	240	238	289	318	336	366	387	410
268 Other business services	:	:	:	:	:	:	:	:	1 824	2 129
269 Merchanting and other trade-related serv.	544	569	549	608	559	511	684	595	557	645
270 Merchanting	7	26	-13	22	-64	-166	-58	-233	-221	-170
271 Other trade related services	537	543	562	585	623	677	741	828	778	816
272 Operational leasing	:	:	:	:	:	:	:	:	38	46
273 Misc. business, prof. and technical serv.	:	:	:	:	:	:	:	:	1 229	1 438
274 Legal, account., man., cons. and pub. rel.	:	:	:	:	:	:	:	:	136	180
278 Adv., market res. and polling	:	:	:	:	:	:	:	:	68	84
279 Research and development	:	:	:	:	:	:	:	:	179	215
280 Architect., engin. and other technical	:	:	:	:	:	:	:	:	294	334
281 Agric., mining and on-site processing	:	:	:	:	:	:	:	:	44	66
284 Other	:	:	:	:	:	:	:	:	169	186
285 Serv. between affiliated enterprises, nie	:	:	:	:	:	:	:	:	337	372
287 Personal, cultural and recreational services	2	3	3	3	3	4	4	4	5	5
288 Audio-visual and related services	:	:	:	:	:	:	:	:	2	3
289 Other personal, cultural and recreational	:	:	:	:	:	:	:	:	2	2
291 Government services, n i e	127	107	95	103	115	79	23	37	73	69
<b>982 Services not allocated</b>	<b>:</b>	<b>:</b>	<b>:</b>	<b>:</b>	<b>:</b>	<b>:</b>	<b>:</b>	<b>:</b>	<b>0</b>	<b>0</b>
<b>300 INCOME</b>	<b>1 939</b>	<b>2 130</b>	<b>2 370</b>	<b>3 211</b>	<b>4 328</b>	<b>4 768</b>	<b>7 488</b>	<b>12 282</b>	<b>19 721</b>	<b>19 080</b>
310 Compensation of employees	98	93	95	99	108	126	323	342	385	368
320 Investment Income	1 841	2 037	2 275	3 112	4 220	4 642	7 165	11 940	19 336	18 712
<b>379 CURRENT TRANSFERS</b>	<b>1 100</b>	<b>1 365</b>	<b>1 351</b>	<b>1 519</b>	<b>1 458</b>	<b>1 577</b>	<b>1 672</b>	<b>1 652</b>	<b>2 023</b>	<b>1 834</b>
<b>993 CURRENT ACCOUNT</b>	<b>:</b>	<b>:</b>	<b>:</b>	<b>:</b>	<b>:</b>	<b>:</b>	<b>:</b>	<b>:</b>	<b>65 888</b>	<b>69 389</b>
<b>994 CAPITAL ACCOUNT</b>	<b>:</b>	<b>:</b>	<b>:</b>	<b>:</b>	<b>:</b>	<b>:</b>	<b>:</b>	<b>:</b>	<b>53</b>	<b>94</b>
<b>010 CURRENT + CAPITAL ACCOUNT</b>	<b>33 807</b>	<b>32 784</b>	<b>33 903</b>	<b>37 337</b>	<b>41 887</b>	<b>45 991</b>	<b>51 607</b>	<b>57 846</b>	<b>65 941</b>	<b>69 483</b>
<b>995 FINANCIAL ACCOUNT</b>	<b>:</b>	<b>:</b>	<b>:</b>	<b>:</b>	<b>:</b>	<b>:</b>	<b>:</b>	<b>:</b>	<b>:</b>	<b>:</b>
<b>998 NET ERRORS AND OMISSIONS</b>	<b>:</b>	<b>:</b>	<b>:</b>	<b>:</b>	<b>:</b>	<b>:</b>	<b>:</b>	<b>:</b>	<b>:</b>	<b>:</b>

7.1.

Reporter: Denmark

Partner: World

	<i>(Mio ECU)</i>									
	1985	1986	1987	1988	1989	1990	1991	1992	1993	1994
	<b>Debit</b>									
<b>100 GOODS</b>	<b>22 628</b>	<b>21 915</b>	<b>20 841</b>	<b>21 352</b>	<b>23 604</b>	<b>24 294</b>	<b>25 761</b>	<b>26 008</b>	<b>25 547</b>	<b>29 636</b>
<b>200 SERVICES</b>	<b>8 214</b>	<b>8 139</b>	<b>8 175</b>	<b>8 651</b>	<b>9 451</b>	<b>9 507</b>	<b>9 922</b>	<b>9 797</b>	<b>10 171</b>	<b>11 252</b>
<b>205 Transportation</b>	<b>3 974</b>	<b>3 705</b>	<b>3 575</b>	<b>3 750</b>	<b>4 323</b>	<b>4 118</b>	<b>4 518</b>	<b>4 066</b>	<b>4 253</b>	<b>5 101</b>
206 Sea transport	849	830	789	792	875	846	893	895	1 456	1 711
207 Passenger transport on sea	3	4	4	4	4	5	4	5	4	5
208 Freight transport on sea	846	826	785	788	871	841	889	890	883	1 024
209 Support. auxiliary and other services	:	:	:	:	:	:	:	:	569	682
210 Air transport	89	102	115	123	124	133	127	137	561	661
211 Passenger transport by air	81	94	107	115	115	125	118	128	119	131
212 Freight transport by air	8	8	8	8	9	8	9	9	9	10
213 Supporting, auxiliary and other services	:	:	:	:	:	:	:	:	434	520
214 Other transportation	3 036	2 773	2 671	2 835	3 323	3 139	3 497	3 035	2 235	2 728
<b>236 Travel</b>	<b>1 730</b>	<b>2 006</b>	<b>2 305</b>	<b>2 470</b>	<b>2 473</b>	<b>2 689</b>	<b>2 537</b>	<b>2 741</b>	<b>2 549</b>	<b>2 806</b>
<b>981 Other services</b>	<b>2 510</b>	<b>2 428</b>	<b>2 295</b>	<b>2 431</b>	<b>2 655</b>	<b>2 699</b>	<b>2 867</b>	<b>2 991</b>	<b>3 370</b>	<b>3 345</b>
245 Communications services	:	:	:	:	:	:	:	:	55	67
249 Construction services	0	0	0	0	0	0	0	0	0	0
253 Insurance services	174	177	165	168	161	76	130	162	356	43
260 Financial services	16	18	22	37	54	51	47	35	41	62
262 Computer and information services	:	:	:	:	:	:	:	:	44	50
266 Royalties and licence fees	213	258	271	297	341	368	376	432	432	446
268 Other business services	:	:	:	:	:	:	:	:	2 367	2 598
269 Merchanting and other trade-related serv.	705	707	695	671	734	786	826	946	830	847
270 Merchanting	0	0	0	0	0	0	0	0	0	0
271 Other trade related services	705	707	695	671	734	786	826	946	830	847
272 Operational leasing	:	:	:	:	:	:	:	:	29	33
273 Misc. business, prof. and technical serv.	:	:	:	:	:	:	:	:	1 508	1 718
274 Legal, account., man., cons. and pub. rel.	:	:	:	:	:	:	:	:	187	229
278 Adv., market res. and polling	:	:	:	:	:	:	:	:	125	135
279 Research and development	:	:	:	:	:	:	:	:	171	176
280 Architect., engin. and other technical	:	:	:	:	:	:	:	:	214	211
281 Agric., mining and on-site processing	:	:	:	:	:	:	:	:	158	157
284 Other	:	:	:	:	:	:	:	:	69	83
285 Serv. between affiliated enterprises, nie	:	:	:	:	:	:	:	:	585	727
287 Personal, cultural and recreational services	9	10	11	12	13	14	15	16	18	19
288 Audio-visual and related services	:	:	:	:	:	:	:	:	15	16
289 Other personal, cultural and recreational	:	:	:	:	:	:	:	:	3	3
291 Government services, n i e	116	117	132	144	147	90	40	54	56	60
<b>982 Services not allocated</b>	<b>:</b>	<b>:</b>	<b>:</b>	<b>:</b>	<b>:</b>	<b>:</b>	<b>:</b>	<b>:</b>	<b>0</b>	<b>0</b>
<b>300 INCOME</b>	<b>5 093</b>	<b>5 489</b>	<b>5 815</b>	<b>6 716</b>	<b>8 311</b>	<b>9 303</b>	<b>11 861</b>	<b>16 442</b>	<b>23 565</b>	<b>23 099</b>
310 Compensation of employees	82	88	82	94	103	117	118	123	136	168
320 Investment income	5 011	5 401	5 733	6 622	8 208	9 186	11 743	16 319	23 429	22 932
<b>379 CURRENT TRANSFERS</b>	<b>1 256</b>	<b>1 649</b>	<b>1 532</b>	<b>1 709</b>	<b>1 588</b>	<b>1 901</b>	<b>2 375</b>	<b>2 330</b>	<b>2 571</b>	<b>2 900</b>
<b>993 CURRENT ACCOUNT</b>	<b>:</b>	<b>:</b>	<b>:</b>	<b>:</b>	<b>:</b>	<b>:</b>	<b>:</b>	<b>:</b>	<b>61 854</b>	<b>66 887</b>
<b>994 CAPITAL ACCOUNT</b>	<b>:</b>	<b>:</b>	<b>:</b>	<b>:</b>	<b>:</b>	<b>:</b>	<b>:</b>	<b>:</b>	<b>22</b>	<b>15</b>
<b>010 CURRENT + CAPITAL ACCOUNT</b>	<b>37 192</b>	<b>37 191</b>	<b>36 362</b>	<b>38 428</b>	<b>42 954</b>	<b>45 006</b>	<b>49 919</b>	<b>54 578</b>	<b>61 876</b>	<b>66 902</b>
<b>995 FINANCIAL ACCOUNT</b>	<b>:</b>	<b>:</b>	<b>:</b>	<b>:</b>	<b>:</b>	<b>:</b>	<b>:</b>	<b>:</b>	<b>:</b>	<b>:</b>
<b>998 NET ERRORS AND OMISSIONS</b>	<b>:</b>	<b>:</b>	<b>:</b>	<b>:</b>	<b>:</b>	<b>:</b>	<b>:</b>	<b>:</b>	<b>:</b>	<b>:</b>

## 7.1.

Reporter: Denmark

Partner: World

	(Mio ECU)									
	1985	1986	1987	1988	1989	1990	1991	1992	1993	1994
	<b>Net</b>									
<b>100 GOODS</b>	<b>-188</b>	<b>-236</b>	<b>1 414</b>	<b>1 922</b>	<b>2 456</b>	<b>4 009</b>	<b>3 941</b>	<b>5 379</b>	<b>6 045</b>	<b>5 470</b>
<b>200 SERVICES</b>	<b>116</b>	<b>-528</b>	<b>-247</b>	<b>683</b>	<b>590</b>	<b>1 836</b>	<b>2 822</b>	<b>2 727</b>	<b>2 381</b>	<b>2 117</b>
<b>205 Transportation</b>	<b>526</b>	<b>216</b>	<b>512</b>	<b>1 468</b>	<b>1 462</b>	<b>1 936</b>	<b>2 652</b>	<b>2 630</b>	<b>2 607</b>	<b>2 256</b>
206 Sea transport	1 342	921	978	1 504	1 932	1 831	2 242	1 906	2 523	2 712
207 Passenger transport on sea	47	42	44	44	118	183	135	118	89	98
208 Freight transport on sea	1 295	879	934	1 460	1 814	1 648	2 107	1 788	2 563	2 824
209 Support. auxiliary and other services	:	:	:	:	:	:	:	:	-128	-209
210 Air transport	139	161	186	172	326	380	293	325	483	285
211 Passenger transport by air	120	137	157	144	280	326	251	278	199	58
212 Freight transport by air	19	24	29	28	46	54	42	47	35	16
213 Supporting, auxiliary and other services	:	:	:	:	:	:	:	:	249	211
214 Other transportation	-955	-866	-651	-208	-795	-274	117	399	-399	-742
<b>236 Travel</b>	<b>22</b>	<b>-212</b>	<b>-378</b>	<b>-419</b>	<b>-374</b>	<b>-73</b>	<b>275</b>	<b>185</b>	<b>119</b>	<b>-42</b>
<b>981 Other services</b>	<b>-432</b>	<b>-532</b>	<b>-382</b>	<b>-366</b>	<b>-498</b>	<b>-28</b>	<b>-104</b>	<b>-88</b>	<b>-345</b>	<b>-96</b>
245 Communications services	:	:	:	:	:	:	:	:	20	15
249 Construction services	135	44	116	53	41	80	282	352	305	52
253 Insurance services	-129	-127	-111	-113	-101	9	-54	-72	-163	260
260 Financial services	3	3	3	4	-6	-5	25	51	56	60
262 Computer and information services	:	:	:	:	:	:	:	:	22	27
266 Royalties and licence fees	30	-14	-30	-58	-52	-50	-40	-66	-45	-36
268 Other business services	:	:	:	:	:	:	:	:	-544	-469
269 Merchanting and other trade-related serv.	-162	-138	-146	-63	-175	-276	-143	-351	-273	-202
270 Merchanting	7	26	-13	22	-64	-166	-58	-233	-221	-170
271 Other trade related services	-169	-164	-133	-85	-111	-110	-85	-118	-52	-31
272 Operational leasing	:	:	:	:	:	:	:	:	8	13
273 Misc. business, prof. and technical serv.	:	:	:	:	:	:	:	:	-279	-280
274 Legal, account., man., cons. and pub. rel.	:	:	:	:	:	:	:	:	-50	-48
278 Adv., market res. and polling	:	:	:	:	:	:	:	:	-57	-51
279 Research and development	:	:	:	:	:	:	:	:	9	39
280 Architect., engin. and other technical	:	:	:	:	:	:	:	:	81	122
281 Agric., mining and on-site processing	:	:	:	:	:	:	:	:	-114	-91
284 Other	:	:	:	:	:	:	:	:	100	103
285 Serv. between affiliated enterprises, nie	:	:	:	:	:	:	:	:	-248	-355
287 Personal, cultural and recreational services	-7	-7	-8	-9	-10	-11	-11	-12	-13	-14
288 Audio-visual and related services	:	:	:	:	:	:	:	:	-12	-13
289 Other personal, cultural and recreational	:	:	:	:	:	:	:	:	-1	-1
291 Government services, n i e	11	-10	-37	-41	-32	-11	-18	-18	17	9
<b>982 Services not allocated</b>	<b>:</b>	<b>:</b>	<b>:</b>	<b>:</b>	<b>:</b>	<b>:</b>	<b>:</b>	<b>:</b>	<b>0</b>	<b>0</b>
<b>300 INCOME</b>	<b>-3 156</b>	<b>-3 359</b>	<b>-3 444</b>	<b>-3 504</b>	<b>-3 983</b>	<b>-4 535</b>	<b>-4 371</b>	<b>-4 160</b>	<b>-3 844</b>	<b>-4 019</b>
310 Compensation of employees	15	5	13	6	5	9	206	219	248	200
320 Investment Income	-3 171	-3 364	-3 457	-3 510	-3 988	-4 544	-4 577	-4 379	-4 093	-4 219
<b>379 CURRENT TRANSFERS</b>	<b>-157</b>	<b>-285</b>	<b>-181</b>	<b>-191</b>	<b>-130</b>	<b>-324</b>	<b>-703</b>	<b>-678</b>	<b>-548</b>	<b>-1 065</b>
<b>993 CURRENT ACCOUNT</b>	<b>:</b>	<b>:</b>	<b>:</b>	<b>:</b>	<b>:</b>	<b>:</b>	<b>:</b>	<b>:</b>	<b>4 034</b>	<b>2 503</b>
<b>994 CAPITAL ACCOUNT</b>	<b>:</b>	<b>:</b>	<b>:</b>	<b>:</b>	<b>:</b>	<b>:</b>	<b>:</b>	<b>:</b>	<b>31</b>	<b>79</b>
<b>010 CURRENT + CAPITAL ACCOUNT</b>	<b>-3 385</b>	<b>-4 408</b>	<b>-2 458</b>	<b>-1 091</b>	<b>-1 067</b>	<b>985</b>	<b>1 689</b>	<b>3 268</b>	<b>4 065</b>	<b>2 581</b>
<b>995 FINANCIAL ACCOUNT</b>	<b>:</b>	<b>:</b>	<b>:</b>	<b>:</b>	<b>:</b>	<b>:</b>	<b>:</b>	<b>:</b>	<b>-5 063</b>	<b>-3 006</b>
<b>998 NET ERRORS AND OMISSIONS</b>	<b>:</b>	<b>:</b>	<b>:</b>	<b>:</b>	<b>:</b>	<b>:</b>	<b>:</b>	<b>:</b>	<b>998</b>	<b>425</b>

7.1.

Reporter: Denmark

Partner: World

	(in %)									
	1985	1986	1987	1988	1989	1990	1991	1992	1993	1994
	<b>Cover ratio</b>									
<b>100 GOODS</b>	<b>99</b>	<b>99</b>	<b>107</b>	<b>109</b>	<b>110</b>	<b>117</b>	<b>115</b>	<b>121</b>	<b>124</b>	<b>118</b>
<b>200 SERVICES</b>	<b>101</b>	<b>94</b>	<b>97</b>	<b>108</b>	<b>106</b>	<b>119</b>	<b>128</b>	<b>128</b>	<b>123</b>	<b>119</b>
<b>205 Transportation</b>	<b>113</b>	<b>106</b>	<b>114</b>	<b>139</b>	<b>134</b>	<b>147</b>	<b>159</b>	<b>165</b>	<b>161</b>	<b>144</b>
206 Sea transport	258	211	224	290	321	316	351	313	273	259
207 Passenger transport on sea	1 667	1 150	1 200	1 200	3 050	3 740	3 475	2 460	2 082	2 097
208 Freight transport on sea	253	206	219	285	308	296	337	301	390	376
209 Support. auxiliary and other services	:	:	:	:	:	:	:	:	77	69
210 Air transport	256	258	262	240	363	386	331	337	186	143
211 Passenger transport by air	248	246	247	225	343	361	313	317	268	144
212 Freight transport by air	338	400	463	450	611	775	567	622	497	255
213 Supporting, auxiliary and other services	:	:	:	:	:	:	:	:	157	141
214 Other transportation	69	69	76	93	76	91	103	113	82	73
<b>236 Travel</b>	<b>101</b>	<b>89</b>	<b>84</b>	<b>83</b>	<b>85</b>	<b>97</b>	<b>111</b>	<b>107</b>	<b>105</b>	<b>98</b>
<b>981 Other services</b>	<b>83</b>	<b>78</b>	<b>83</b>	<b>85</b>	<b>81</b>	<b>99</b>	<b>96</b>	<b>97</b>	<b>90</b>	<b>97</b>
245 Communications services	:	:	:	:	:	:	:	:	136	122
249 Construction services	:	:	:	:	:	:	:	:	:	:
253 Insurance services	26	28	33	33	37	112	58	56	54	698
260 Financial services	119	117	114	111	89	90	153	246	237	197
262 Computer and information services	:	:	:	:	:	:	:	:	150	154
266 Royalties and licence fees	114	95	89	80	85	86	89	85	90	92
268 Other business services	:	:	:	:	:	:	:	:	77	82
269 Merchanting and other trade-related serv.	77	80	79	91	76	65	83	63	67	76
270 Merchanting	:	:	:	:	:	:	:	:	:	:
271 Other trade related services	76	77	81	87	85	86	90	88	94	96
272 Operational leasing	:	:	:	:	:	:	:	:	129	140
273 Misc. business, prof. and technical serv.	:	:	:	:	:	:	:	:	82	84
274 Legal, account., man., cons. and pub. rel.	:	:	:	:	:	:	:	:	73	79
278 Adv., market res. and polling	:	:	:	:	:	:	:	:	55	62
279 Research and development	:	:	:	:	:	:	:	:	105	122
280 Architect., engin. and other technical	:	:	:	:	:	:	:	:	138	158
281 Agric., mining and on-site processing	:	:	:	:	:	:	:	:	28	42
284 Other	:	:	:	:	:	:	:	:	247	225
285 Serv. between affiliated enterprises, nie	:	:	:	:	:	:	:	:	58	51
287 Personal, cultural and recreational services	22	30	27	25	23	29	27	25	26	26
288 Audio-visual and related services	:	:	:	:	:	:	:	:	17	16
289 Other personal, cultural and recreational	:	:	:	:	:	:	:	:	71	75
291 Government services, n i e	109	91	72	72	78	88	58	69	130	116
<b>982 Services not allocated</b>	<b>:</b>	<b>:</b>	<b>:</b>	<b>:</b>	<b>:</b>	<b>:</b>	<b>:</b>	<b>:</b>	<b>:</b>	<b>:</b>
<b>300 INCOME</b>	<b>38</b>	<b>39</b>	<b>41</b>	<b>48</b>	<b>52</b>	<b>51</b>	<b>63</b>	<b>75</b>	<b>84</b>	<b>83</b>
310 Compensation of employees	120	106	116	105	105	108	274	278	282	219
320 Investment Income	37	38	40	47	51	51	61	73	83	82
<b>379 CURRENT TRANSFERS</b>	<b>88</b>	<b>83</b>	<b>88</b>	<b>89</b>	<b>92</b>	<b>83</b>	<b>70</b>	<b>71</b>	<b>79</b>	<b>63</b>
<b>993 CURRENT ACCOUNT</b>	<b>:</b>	<b>:</b>	<b>:</b>	<b>:</b>	<b>:</b>	<b>:</b>	<b>:</b>	<b>:</b>	<b>107</b>	<b>104</b>
<b>994 CAPITAL ACCOUNT</b>	<b>:</b>	<b>:</b>	<b>:</b>	<b>:</b>	<b>:</b>	<b>:</b>	<b>:</b>	<b>:</b>	<b>241</b>	<b>616</b>
<b>010 CURRENT + CAPITAL ACCOUNT</b>	<b>91</b>	<b>88</b>	<b>93</b>	<b>97</b>	<b>98</b>	<b>102</b>	<b>103</b>	<b>106</b>	<b>107</b>	<b>104</b>
<b>995 FINANCIAL ACCOUNT</b>	<b>.</b>	<b>.</b>	<b>.</b>	<b>.</b>	<b>.</b>	<b>.</b>	<b>.</b>	<b>.</b>	<b>.</b>	<b>.</b>
<b>998 NET ERRORS AND OMISSIONS</b>	<b>.</b>	<b>.</b>	<b>.</b>	<b>.</b>	<b>.</b>	<b>.</b>	<b>.</b>	<b>.</b>	<b>.</b>	<b>.</b>

## 7.2.

Reporter: Denmark

Partner: Intra EUR12

	(Mio ECU)									
	1985	1986	1987	1988	1989	1990	1991	1992	1993	1994
	<b>Credit</b>									
<b>100 GOODS</b>	<b>10 191</b>	<b>10 353</b>	<b>11 049</b>	<b>11 689</b>	<b>13 282</b>	<b>14 787</b>	<b>16 128</b>	<b>17 517</b>	<b>16 921</b>	<b>18 233</b>
<b>200 SERVICES</b>	<b>2 374</b>	<b>2 254</b>	<b>2 285</b>	<b>2 623</b>	<b>2 918</b>	<b>2 985</b>	<b>3 238</b>	<b>3 709</b>	<b>3 999</b>	<b>4 212</b>
<b>205 Transportation</b>	<b>919</b>	<b>778</b>	<b>765</b>	<b>974</b>	<b>1 114</b>	<b>786</b>	<b>860</b>	<b>893</b>	<b>1 021</b>	<b>1 081</b>
206 Sea transport	500	409	374	497	561	427	498	456	614	693
207 Passenger transport on sea	21	20	20	19	50	73	57	54	48	54
208 Freight transport on sea	479	389	354	478	511	354	441	402	566	639
209 Support. auxiliary and other services	:	:	:	:	:	:	:	:	0	0
210 Air transport	3	4	5	44	83	49	31	47	37	18
211 Passenger transport by air	3	3	4	39	73	43	27	41	33	16
212 Freight transport by air	0	1	1	5	10	6	4	6	4	2
213 Supporting, auxiliary and other services	:	:	:	:	:	:	:	:	0	0
214 Other transportation	416	366	386	432	470	309	330	392	370	370
<b>236 Travel</b>	<b>731</b>	<b>765</b>	<b>795</b>	<b>834</b>	<b>859</b>	<b>1 026</b>	<b>1 147</b>	<b>1 276</b>	<b>1 366</b>	<b>1 455</b>
<b>981 Other services</b>	<b>724</b>	<b>711</b>	<b>725</b>	<b>815</b>	<b>945</b>	<b>1 173</b>	<b>1 231</b>	<b>1 539</b>	<b>1 611</b>	<b>1 676</b>
245 Communications services	:	:	:	:	:	:	:	:	25	28
249 Construction services	37	11	30	16	15	28	92	158	162	25
253 Insurance services	19	20	23	24	26	48	38	51	109	230
260 Financial services	10	11	14	22	25	20	31	36	44	60
262 Computer and information services	:	:	:	:	:	:	:	:	33	27
266 Royalties and licence fees	88	108	91	74	105	104	103	90	97	143
268 Other business services	:	:	:	:	:	:	:	:	1 131	1 159
269 Merchanting and other trade-related serv.	281	304	321	346	349	397	543	569	442	442
270 Merchanting	2	7	-4	7	-22	-35	-12	-63	-27	39
271 Other trade related services	279	297	325	339	371	432	555	632	468	402
272 Operational leasing	:	:	:	:	:	:	:	:	21	20
273 Misc. business, prof. and technical serv.	:	:	:	:	:	:	:	:	668	698
274 Legal, account., man., cons. and pub. rel.	:	:	:	:	:	:	:	:	59	78
278 Adv., market res. and polling	:	:	:	:	:	:	:	:	57	51
279 Research and development	:	:	:	:	:	:	:	:	122	134
280 Architect., engin. and other technical	:	:	:	:	:	:	:	:	100	83
281 Agric., mining and on-site processing	:	:	:	:	:	:	:	:	0	1
284 Other	:	:	:	:	:	:	:	:	84	77
285 Serv. between affiliated enterprises, nie	:	:	:	:	:	:	:	:	245	273
287 Personal, cultural and recreational services	1	1	1	1	1	1	1	2	3	2
288 Audio-visual and related services	:	:	:	:	:	:	:	:	1	1
289 Other personal, cultural and recreational	:	:	:	:	:	:	:	:	1	1
291 Government services, n i e	28	36	34	37	43	27	3	14	8	2
<b>982 Services not allocated</b>	<b>:</b>	<b>:</b>	<b>:</b>	<b>:</b>	<b>:</b>	<b>:</b>	<b>:</b>	<b>:</b>	<b>0</b>	<b>0</b>
<b>300 INCOME</b>	<b>988</b>	<b>1 049</b>	<b>1 247</b>	<b>1 692</b>	<b>2 266</b>	<b>2 217</b>	<b>3 255</b>	<b>5 350</b>	<b>8 952</b>	<b>9 507</b>
310 Compensation of employees	26	24	24	30	39	44	105	154	204	173
320 Investment Income	962	1 025	1 223	1 662	2 227	2 173	3 150	5 196	8 748	9 334
<b>379 CURRENT TRANSFERS</b>	<b>1 027</b>	<b>1 278</b>	<b>1 218</b>	<b>1 386</b>	<b>1 195</b>	<b>1 405</b>	<b>1 507</b>	<b>1 531</b>	<b>1 817</b>	<b>1 645</b>
<b>993 CURRENT ACCOUNT</b>	<b>:</b>	<b>:</b>	<b>:</b>	<b>:</b>	<b>:</b>	<b>:</b>	<b>:</b>	<b>:</b>	<b>31 689</b>	<b>33 597</b>
<b>994 CAPITAL ACCOUNT</b>	<b>:</b>	<b>:</b>	<b>:</b>	<b>:</b>	<b>:</b>	<b>:</b>	<b>:</b>	<b>:</b>	<b>:</b>	<b>:</b>
<b>010 CURRENT + CAPITAL ACCOUNT</b>	<b>14 580</b>	<b>14 933</b>	<b>15 799</b>	<b>17 391</b>	<b>19 660</b>	<b>21 394</b>	<b>24 128</b>	<b>28 106</b>	<b>:</b>	<b>:</b>
<b>995 FINANCIAL ACCOUNT</b>	<b>:</b>	<b>:</b>	<b>:</b>	<b>:</b>	<b>:</b>	<b>:</b>	<b>:</b>	<b>:</b>	<b>:</b>	<b>:</b>
<b>998 NET ERRORS AND OMISSIONS</b>	<b>:</b>	<b>:</b>	<b>:</b>	<b>:</b>	<b>:</b>	<b>:</b>	<b>:</b>	<b>:</b>	<b>:</b>	<b>:</b>



7.2.

Reporter: Denmark

Partner: Intra EUR12

(Mio ECU)

	1985	1986	1987	1988	1989	1990	1991	1992	1993	1994
	<b>Debit</b>									
<b>100 GOODS</b>	<b>11 346</b>	<b>11 575</b>	<b>11 074</b>	<b>11 154</b>	<b>11 814</b>	<b>12 596</b>	<b>13 505</b>	<b>13 463</b>	<b>13 808</b>	<b>15 863</b>
<b>200 SERVICES</b>	<b>3 629</b>	<b>3 906</b>	<b>3 965</b>	<b>3 946</b>	<b>4 196</b>	<b>3 856</b>	<b>3 717</b>	<b>3 826</b>	<b>4 020</b>	<b>3 989</b>
<b>205 Transportation</b>	<b>1 441</b>	<b>1 503</b>	<b>1 414</b>	<b>1 279</b>	<b>1 344</b>	<b>942</b>	<b>880</b>	<b>815</b>	<b>789</b>	<b>912</b>
206 Sea transport	245	252	233	215	212	160	157	165	258	292
207 Passenger transport on sea	2	2	3	3	3	3	2	2	2	3
208 Freight transport on sea	243	250	230	212	209	157	155	163	150	168
209 Support. auxiliary and other services	:	:	:	:	:	:	:	:	105	122
210 Air transport	51	64	71	75	77	75	67	66	143	162
211 Passenger transport by air	47	59	66	71	72	72	65	64	61	68
212 Freight transport by air	4	5	5	4	5	3	2	2	1	2
213 Supporting, auxiliary and other services	:	:	:	:	:	:	:	:	81	93
214 Other transportation	1 144	1 187	1 111	990	1 055	708	655	585	388	457
<b>236 Travel</b>	<b>1 018</b>	<b>1 264</b>	<b>1 421</b>	<b>1 520</b>	<b>1 546</b>	<b>1 536</b>	<b>1 390</b>	<b>1 362</b>	<b>1 307</b>	<b>1 454</b>
<b>981 Other services</b>	<b>1 170</b>	<b>1 139</b>	<b>1 130</b>	<b>1 147</b>	<b>1 307</b>	<b>1 378</b>	<b>1 448</b>	<b>1 649</b>	<b>1 924</b>	<b>1 622</b>
245 Communications services	:	:	:	:	:	:	:	:	29	27
249 Construction services	0	0	0	0	0	0	0	0	0	0
253 Insurance services	113	114	104	103	105	36	87	115	327	-43
260 Financial services	9	10	13	23	33	25	21	17	21	33
262 Computer and information services	:	:	:	:	:	:	:	:	24	17
266 Royalties and licence fees	45	60	67	65	85	101	80	77	77	75
268 Other business services	:	:	:	:	:	:	:	:	1 418	1 482
269 Merchanting and other trade-related serv.	384	394	419	377	430	533	655	722	527	460
270 Merchanting	0	0	0	0	0	0	0	0	0	0
271 Other trade related services	384	394	419	377	430	533	655	722	527	460
272 Operational leasing	:	:	:	:	:	:	:	:	20	18
273 Misc. business, prof. and technical serv.	:	:	:	:	:	:	:	:	871	1 004
274 Legal, account., man., cons. and pub. rel.	:	:	:	:	:	:	:	:	97	124
278 Adv., market res. and polling	:	:	:	:	:	:	:	:	73	80
279 Research and development	:	:	:	:	:	:	:	:	103	105
280 Architect., engin. and other technical	:	:	:	:	:	:	:	:	94	91
281 Agric., mining and on-site processing	:	:	:	:	:	:	:	:	77	73
284 Other	:	:	:	:	:	:	:	:	42	35
285 Serv. between affiliated enterprises, nie	:	:	:	:	:	:	:	:	386	497
287 Personal, cultural and recreational services	4	5	5	6	6	7	6	8	10	11
288 Audio-visual and related services	:	:	:	:	:	:	:	:	8	8
289 Other personal, cultural and recreational	:	:	:	:	:	:	:	:	3	3
291 Government services, n i e	44	42	57	53	64	34	16	12	17	21
<b>982 Services not allocated</b>	<b>:</b>	<b>:</b>	<b>:</b>	<b>:</b>	<b>:</b>	<b>:</b>	<b>:</b>	<b>:</b>	<b>0</b>	<b>0</b>
<b>300 INCOME</b>	<b>2 880</b>	<b>3 062</b>	<b>3 412</b>	<b>4 122</b>	<b>4 936</b>	<b>4 695</b>	<b>5 489</b>	<b>8 179</b>	<b>12 300</b>	<b>12 600</b>
310 Compensation of employees	37	40	38	44	50	57	48	64	79	96
320 Investment Income	2 843	3 022	3 374	4 078	4 886	4 638	5 441	8 115	12 221	12 504
<b>379 CURRENT TRANSFERS</b>	<b>725</b>	<b>914</b>	<b>936</b>	<b>1 045</b>	<b>960</b>	<b>955</b>	<b>1 321</b>	<b>1 294</b>	<b>1 439</b>	<b>1 531</b>
<b>993 CURRENT ACCOUNT</b>	<b>:</b>	<b>:</b>	<b>:</b>	<b>:</b>	<b>:</b>	<b>:</b>	<b>:</b>	<b>:</b>	<b>31 566</b>	<b>33 983</b>
<b>994 CAPITAL ACCOUNT</b>	<b>:</b>	<b>:</b>	<b>:</b>	<b>:</b>	<b>:</b>	<b>:</b>	<b>:</b>	<b>:</b>	<b>:</b>	<b>:</b>
<b>010 CURRENT + CAPITAL ACCOUNT</b>	<b>18 579</b>	<b>19 458</b>	<b>19 387</b>	<b>20 267</b>	<b>21 906</b>	<b>22 102</b>	<b>24 033</b>	<b>26 763</b>	<b>:</b>	<b>:</b>
<b>995 FINANCIAL ACCOUNT</b>	<b>:</b>	<b>:</b>	<b>:</b>	<b>:</b>	<b>:</b>	<b>:</b>	<b>:</b>	<b>:</b>	<b>:</b>	<b>:</b>
<b>998 NET ERRORS AND OMISSIONS</b>	<b>:</b>	<b>:</b>	<b>:</b>	<b>:</b>	<b>:</b>	<b>:</b>	<b>:</b>	<b>:</b>	<b>:</b>	<b>:</b>

## 7.2.

Reporter: Denmark

Partner: Intra EUR12

	(Mio ECU)									
	1985	1986	1987	1988	1989	1990	1991	1992	1993	1994
	<b>Net</b>									
<b>100 GOODS</b>	<b>-1 155</b>	<b>-1 223</b>	<b>-24</b>	<b>535</b>	<b>1 468</b>	<b>2 191</b>	<b>2 622</b>	<b>4 054</b>	<b>3 113</b>	<b>2 370</b>
<b>200 SERVICES</b>	<b>-1 255</b>	<b>-1 653</b>	<b>-1 681</b>	<b>-1 322</b>	<b>-1 279</b>	<b>-870</b>	<b>-480</b>	<b>-119</b>	<b>-21</b>	<b>224</b>
<b>205 Transportation</b>	<b>-523</b>	<b>-725</b>	<b>-649</b>	<b>-305</b>	<b>-230</b>	<b>-156</b>	<b>-20</b>	<b>77</b>	<b>232</b>	<b>169</b>
206 Sea transport	254	156	141	283	348	268	340	290	356	401
207 Passenger transport on sea	19	17	17	17	47	71	54	51	45	52
208 Freight transport on sea	235	139	124	266	301	197	286	239	416	471
209 Support. auxiliary and other services	:	:	:	:	:	:	:	:	-105	-122
210 Air transport	-48	-60	-66	-30	6	-26	-35	-19	-106	-144
211 Passenger transport by air	-44	-56	-62	-31	1	-29	-37	-23	-28	-52
212 Freight transport by air	-4	-4	-4	1	5	3	2	4	3	1
213 Supporting, auxiliary and other services	:	:	:	:	:	:	:	:	-81	-93
214 Other transportation	-729	-821	-725	-558	-585	-399	-325	-194	-18	-88
<b>236 Travel</b>	<b>-286</b>	<b>-499</b>	<b>-626</b>	<b>-685</b>	<b>-687</b>	<b>-509</b>	<b>-243</b>	<b>-85</b>	<b>59</b>	<b>1</b>
<b>981 Other services</b>	<b>-446</b>	<b>-429</b>	<b>-405</b>	<b>-332</b>	<b>-362</b>	<b>-205</b>	<b>-217</b>	<b>-111</b>	<b>-313</b>	<b>54</b>
245 Communications services	:	:	:	:	:	:	:	:	-4	1
249 Construction services	37	11	30	16	15	28	92	158	162	25
253 Insurance services	-93	-94	-81	-79	-78	12	-49	-64	-218	274
260 Financial services	1	1	0	-1	-8	-5	10	19	22	27
262 Computer and information services	:	:	:	:	:	:	:	:	10	9
266 Royalties and licence fees	43	47	24	10	20	4	23	13	20	68
268 Other business services	:	:	:	:	:	:	:	:	-287	-322
269 Merchanting and other trade-related serv.	-103	-90	-98	-31	-81	-136	-112	-154	-85	-18
270 Merchanting	2	7	-4	7	-22	-35	-12	-63	-27	39
271 Other trade related services	-105	-97	-94	-38	-59	-101	-100	-90	-58	-57
272 Operational leasing	:	:	:	:	:	:	:	:	1	2
273 Misc. business, prof. and technical serv.	:	:	:	:	:	:	:	:	-203	-306
274 Legal, account., man., cons. and pub. rel.	:	:	:	:	:	:	:	:	-38	-45
278 Adv., market res. and polling	:	:	:	:	:	:	:	:	-16	-29
279 Research and development	:	:	:	:	:	:	:	:	19	29
280 Architect., engin. and other technical	:	:	:	:	:	:	:	:	6	-7
281 Agric., mining and on-site processing	:	:	:	:	:	:	:	:	-76	-72
284 Other	:	:	:	:	:	:	:	:	42	43
285 Serv. between affiliated enterprises, nie	:	:	:	:	:	:	:	:	-141	-225
287 Personal, cultural and recreational services	-4	-4	-4	-5	-5	-6	-5	-7	-8	-9
288 Audio-visual and related services	:	:	:	:	:	:	:	:	-6	-7
289 Other personal, cultural and recreational	:	:	:	:	:	:	:	:	-2	-2
291 Government services, n i e	-16	-7	-23	-16	-21	-7	-13	1	-9	-19
<b>982 Services not allocated</b>	<b>:</b>	<b>:</b>	<b>:</b>	<b>:</b>	<b>:</b>	<b>:</b>	<b>:</b>	<b>:</b>	<b>0</b>	<b>0</b>
<b>300 INCOME</b>	<b>-1 892</b>	<b>-2 013</b>	<b>-2 165</b>	<b>-2 430</b>	<b>-2 669</b>	<b>-2 478</b>	<b>-2 234</b>	<b>-2 829</b>	<b>-3 348</b>	<b>-3 093</b>
310 Compensation of employees	-11	-16	-14	-14	-11	-13	57	90	126	77
320 Investment Income	-1 881	-1 997	-2 151	-2 416	-2 658	-2 465	-2 291	-2 919	-3 474	-3 171
<b>379 CURRENT TRANSFERS</b>	<b>303</b>	<b>364</b>	<b>282</b>	<b>341</b>	<b>235</b>	<b>450</b>	<b>187</b>	<b>237</b>	<b>378</b>	<b>114</b>
<b>993 CURRENT ACCOUNT</b>	<b>:</b>	<b>:</b>	<b>:</b>	<b>:</b>	<b>:</b>	<b>:</b>	<b>:</b>	<b>:</b>	<b>122</b>	<b>-386</b>
<b>994 CAPITAL ACCOUNT</b>	<b>:</b>	<b>:</b>	<b>:</b>	<b>:</b>	<b>:</b>	<b>:</b>	<b>:</b>	<b>:</b>	<b>:</b>	<b>:</b>
<b>010 CURRENT + CAPITAL ACCOUNT</b>	<b>-3 999</b>	<b>-4 524</b>	<b>-3 588</b>	<b>-2 876</b>	<b>-2 246</b>	<b>-708</b>	<b>95</b>	<b>1 344</b>	<b>:</b>	<b>:</b>
<b>995 FINANCIAL ACCOUNT</b>	<b>:</b>	<b>:</b>	<b>:</b>	<b>:</b>	<b>:</b>	<b>:</b>	<b>:</b>	<b>:</b>	<b>:</b>	<b>:</b>
<b>998 NET ERRORS AND OMISSIONS</b>	<b>:</b>	<b>:</b>	<b>:</b>	<b>:</b>	<b>:</b>	<b>:</b>	<b>:</b>	<b>:</b>	<b>:</b>	<b>:</b>

## 7.2.

Reporter: Denmark

Partner: Intra EUR12

	(in %)									
	1985	1986	1987	1988	1989	1990	1991	1992	1993	1994
	<b>Cover ratio</b>									
<b>100 GOODS</b>	<b>90</b>	<b>89</b>	<b>100</b>	<b>105</b>	<b>112</b>	<b>117</b>	<b>119</b>	<b>130</b>	<b>123</b>	<b>115</b>
<b>200 SERVICES</b>	<b>65</b>	<b>58</b>	<b>58</b>	<b>66</b>	<b>70</b>	<b>77</b>	<b>87</b>	<b>97</b>	<b>99</b>	<b>106</b>
<b>205 Transportation</b>	<b>64</b>	<b>52</b>	<b>54</b>	<b>76</b>	<b>83</b>	<b>83</b>	<b>98</b>	<b>110</b>	<b>129</b>	<b>119</b>
206 Sea transport	204	162	161	231	265	267	317	276	238	237
207 Passenger transport on sea	1 050	1 000	667	633	1 667	2 433	2 850	2 700	2 017	2 153
208 Freight transport on sea	197	156	154	225	244	225	285	247	377	381
209 Support. auxiliary and other services	:	:	:	:	:	:	:	:	0	0
210 Air transport	6	6	7	59	108	65	46	71	26	11
211 Passenger transport by air	6	5	6	55	101	60	42	64	54	24
212 Freight transport by air	0	20	20	125	200	200	200	300	340	142
213 Supporting, auxiliary and other services	:	:	:	:	:	:	:	:	0	0
214 Other transportation	36	31	35	44	45	44	50	67	95	81
<b>236 Travel</b>	<b>72</b>	<b>61</b>	<b>56</b>	<b>55</b>	<b>56</b>	<b>67</b>	<b>83</b>	<b>94</b>	<b>105</b>	<b>100</b>
<b>981 Other services</b>	<b>62</b>	<b>62</b>	<b>64</b>	<b>71</b>	<b>72</b>	<b>85</b>	<b>85</b>	<b>93</b>	<b>84</b>	<b>103</b>
245 Communications services	:	:	:	:	:	:	:	:	87	105
249 Construction services	:	:	:	:	:	:	:	:	:	:
253 Insurance services	17	18	22	23	25	133	44	44	33	:
260 Financial services	111	110	108	96	76	80	148	212	207	181
262 Computer and information services	:	:	:	:	:	:	:	:	141	155
266 Royalties and licence fees	196	180	136	114	124	103	129	117	126	190
268 Other business services	:	:	:	:	:	:	:	:	80	78
269 Merchanting and other trade-related serv.	73	77	77	92	81	74	83	79	84	96
270 Merchanting	:	:	:	:	:	:	:	:	:	:
271 Other trade related services	73	75	78	90	86	81	85	88	89	88
272 Operational leasing	:	:	:	:	:	:	:	:	105	110
273 Misc. business, prof. and technical serv.	:	:	:	:	:	:	:	:	77	70
274 Legal, account., man., cons. and pub. rel.	:	:	:	:	:	:	:	:	61	63
278 Adv., market res. and polling	:	:	:	:	:	:	:	:	78	64
279 Research and development	:	:	:	:	:	:	:	:	119	128
280 Architect., engin. and other technical	:	:	:	:	:	:	:	:	107	92
281 Agric., mining and on-site processing	:	:	:	:	:	:	:	:	0	1
284 Other	:	:	:	:	:	:	:	:	202	223
285 Serv. between affiliated enterprises, nie	:	:	:	:	:	:	:	:	64	55
287 Personal, cultural and recreational services	25	20	20	17	17	14	17	25	24	21
288 Audio-visual and related services	:	:	:	:	:	:	:	:	20	16
289 Other personal, cultural and recreational	:	:	:	:	:	:	:	:	37	35
291 Government services, n i e	64	86	60	70	67	79	19	117	46	9
<b>982 Services not allocated</b>	<b>:</b>	<b>:</b>	<b>:</b>	<b>:</b>	<b>:</b>	<b>:</b>	<b>:</b>	<b>:</b>	<b>:</b>	<b>:</b>
<b>300 INCOME</b>	<b>34</b>	<b>34</b>	<b>37</b>	<b>41</b>	<b>46</b>	<b>47</b>	<b>59</b>	<b>65</b>	<b>73</b>	<b>75</b>
310 Compensation of employees	70	60	63	68	78	77	219	241	259	181
320 Investment Income	34	34	36	41	46	47	58	64	72	75
<b>379 CURRENT TRANSFERS</b>	<b>142</b>	<b>140</b>	<b>130</b>	<b>133</b>	<b>124</b>	<b>147</b>	<b>114</b>	<b>118</b>	<b>126</b>	<b>107</b>
<b>993 CURRENT ACCOUNT</b>	<b>:</b>	<b>:</b>	<b>:</b>	<b>:</b>	<b>:</b>	<b>:</b>	<b>:</b>	<b>:</b>	<b>100</b>	<b>99</b>
<b>994 CAPITAL ACCOUNT</b>	<b>:</b>	<b>:</b>	<b>:</b>	<b>:</b>	<b>:</b>	<b>:</b>	<b>:</b>	<b>:</b>	<b>:</b>	<b>:</b>
<b>010 CURRENT + CAPITAL ACCOUNT</b>	<b>78</b>	<b>77</b>	<b>81</b>	<b>86</b>	<b>90</b>	<b>97</b>	<b>100</b>	<b>105</b>	<b>:</b>	<b>:</b>
<b>995 FINANCIAL ACCOUNT</b>	<b>.</b>	<b>.</b>	<b>.</b>	<b>.</b>	<b>.</b>	<b>.</b>	<b>.</b>	<b>.</b>	<b>.</b>	<b>.</b>
<b>998 NET ERRORS AND OMISSIONS</b>	<b>.</b>	<b>.</b>	<b>.</b>	<b>.</b>	<b>.</b>	<b>.</b>	<b>.</b>	<b>.</b>	<b>.</b>	<b>.</b>

## 7.3.

Reporter: Denmark

Partner: Extra EUR12

	(Mio ECU)									
	1985	1986	1987	1988	1989	1990	1991	1992	1993	1994
	<b>Credit</b>									
<b>100 GOODS</b>	<b>12 249</b>	<b>11 326</b>	<b>11 206</b>	<b>11 584</b>	<b>12 779</b>	<b>13 516</b>	<b>13 574</b>	<b>13 869</b>	<b>14 671</b>	<b>16 873</b>
<b>200 SERVICES</b>	<b>5 955</b>	<b>5 356</b>	<b>5 642</b>	<b>6 710</b>	<b>7 124</b>	<b>8 357</b>	<b>9 507</b>	<b>8 818</b>	<b>8 553</b>	<b>9 157</b>
<b>205 Transportation</b>	<b>3 581</b>	<b>3 142</b>	<b>3 322</b>	<b>4 243</b>	<b>4 671</b>	<b>5 268</b>	<b>6 310</b>	<b>5 803</b>	<b>5 838</b>	<b>6 275</b>
206 Sea transport	1 691	1 342	1 392	1 799	2 246	2 249	2 637	2 346	3 365	3 730
207 Passenger transport on sea	29	26	28	29	72	114	82	69	45	49
208 Freight transport on sea	1 662	1 316	1 364	1 770	2 174	2 135	2 555	2 277	2 879	3 209
209 Support. auxiliary and other services	:	:	:	:	:	:	:	:	441	472
210 Air transport	225	259	296	250	366	464	389	415	1 007	928
211 Passenger transport by air	198	228	260	220	322	408	342	365	285	172
212 Freight transport by air	27	31	36	30	44	56	47	50	39	24
213 Supporting, auxiliary and other services	:	:	:	:	:	:	:	:	682	732
214 Other transportation	1 665	1 541	1 634	2 195	2 058	2 555	3 284	3 042	1 466	1 617
<b>236 Travel</b>	<b>1 021</b>	<b>1 029</b>	<b>1 131</b>	<b>1 216</b>	<b>1 241</b>	<b>1 590</b>	<b>1 664</b>	<b>1 650</b>	<b>1 301</b>	<b>1 309</b>
<b>981 Other services</b>	<b>1 353</b>	<b>1 185</b>	<b>1 188</b>	<b>1 250</b>	<b>1 212</b>	<b>1 499</b>	<b>1 533</b>	<b>1 364</b>	<b>1 414</b>	<b>1 573</b>
245 Communications services	:	:	:	:	:	:	:	:	50	54
249 Construction services	99	33	86	37	26	52	190	193	143	28
253 Insurance services	27	30	31	31	33	37	37	39	84	73
260 Financial services	9	10	12	19	23	25	41	49	53	61
262 Computer and information services	:	:	:	:	:	:	:	:	33	50
266 Royalties and licence fees	154	136	150	164	184	214	234	276	291	268
268 Other business services	:	:	:	:	:	:	:	:	693	970
269 Merchanting and other trade-related serv.	262	265	228	262	211	113	140	26	115	204
270 Merchanting	5	19	-9	15	-42	-131	-46	-170	-195	-210
271 Other trade related services	258	246	237	247	252	245	186	196	310	413
272 Operational leasing	:	:	:	:	:	:	:	:	17	26
273 Misc. business, prof. and technical serv.	:	:	:	:	:	:	:	:	561	740
274 Legal, account., man., cons. and pub. rel.	:	:	:	:	:	:	:	:	77	102
278 Adv., market res. and polling	:	:	:	:	:	:	:	:	11	33
279 Research and development	:	:	:	:	:	:	:	:	57	81
280 Architect., engin. and other technical	:	:	:	:	:	:	:	:	194	251
281 Agric., mining and on-site processing	:	:	:	:	:	:	:	:	44	65
284 Other	:	:	:	:	:	:	:	:	85	109
285 Serv. between affiliated enterprises, nie	:	:	:	:	:	:	:	:	92	100
287 Personal, cultural and recreational services	2	2	2	2	2	2	3	2	2	3
288 Audio-visual and related services	:	:	:	:	:	:	:	:	1	1
289 Other personal, cultural and recreational	:	:	:	:	:	:	:	:	1	1
291 Government services, n i e	98	71	61	66	72	52	20	23	65	67
<b>982 Services not allocated</b>	<b>:</b>	<b>:</b>	<b>:</b>	<b>:</b>	<b>:</b>	<b>:</b>	<b>:</b>	<b>:</b>	<b>0</b>	<b>0</b>
<b>300 INCOME</b>	<b>950</b>	<b>1 081</b>	<b>1 123</b>	<b>1 519</b>	<b>2 061</b>	<b>2 551</b>	<b>4 233</b>	<b>6 933</b>	<b>10 769</b>	<b>9 573</b>
310 Compensation of employees	71	69	71	69	68	82	218	188	181	195
320 Investment Income	879	1 012	1 052	1 450	1 993	2 469	4 015	6 745	10 588	9 379
<b>379 CURRENT TRANSFERS</b>	<b>73</b>	<b>87</b>	<b>133</b>	<b>133</b>	<b>263</b>	<b>172</b>	<b>165</b>	<b>121</b>	<b>206</b>	<b>190</b>
<b>993 CURRENT ACCOUNT</b>	<b>:</b>	<b>:</b>	<b>:</b>	<b>:</b>	<b>:</b>	<b>:</b>	<b>:</b>	<b>:</b>	<b>34 200</b>	<b>35 793</b>
<b>994 CAPITAL ACCOUNT</b>	<b>:</b>	<b>:</b>	<b>:</b>	<b>:</b>	<b>:</b>	<b>:</b>	<b>:</b>	<b>:</b>	<b>:</b>	<b>:</b>
<b>010 CURRENT + CAPITAL ACCOUNT</b>	<b>19 227</b>	<b>17 850</b>	<b>18 103</b>	<b>19 946</b>	<b>22 227</b>	<b>24 597</b>	<b>27 480</b>	<b>29 739</b>	<b>:</b>	<b>:</b>
<b>995 FINANCIAL ACCOUNT</b>	<b>:</b>	<b>:</b>	<b>:</b>	<b>:</b>	<b>:</b>	<b>:</b>	<b>:</b>	<b>:</b>	<b>:</b>	<b>:</b>
<b>998 NET ERRORS AND OMISSIONS</b>	<b>:</b>	<b>:</b>	<b>:</b>	<b>:</b>	<b>:</b>	<b>:</b>	<b>:</b>	<b>:</b>	<b>:</b>	<b>:</b>

## 7.3.

**Reporter: Denmark**  
**Partner: Extra EUR12**

(Mio ECU)										
	1985	1986	1987	1988	1989	1990	1991	1992	1993	1994
	<b>Debit</b>									
<b>100 GOODS</b>	<b>11 282</b>	<b>10 339</b>	<b>9 767</b>	<b>10 198</b>	<b>11 790</b>	<b>11 698</b>	<b>12 256</b>	<b>12 544</b>	<b>11 739</b>	<b>13 773</b>
<b>200 SERVICES</b>	<b>4 585</b>	<b>4 232</b>	<b>4 208</b>	<b>4 705</b>	<b>5 255</b>	<b>5 651</b>	<b>6 205</b>	<b>5 972</b>	<b>6 151</b>	<b>7 263</b>
<b>205 Transportation</b>	<b>2 532</b>	<b>2 202</b>	<b>2 161</b>	<b>2 471</b>	<b>2 980</b>	<b>3 176</b>	<b>3 639</b>	<b>3 251</b>	<b>3 464</b>	<b>4 188</b>
206 Sea transport	603	577	557	578	664	686	736	729	1 198	1 419
207 Passenger transport on sea	1	1	2	2	2	2	2	2	2	2
208 Freight transport on sea	602	576	555	576	662	684	734	727	733	856
209 Support. auxiliary and other services	:	:	:	:	:	:	:	:	463	560
210 Air transport	38	38	44	48	47	60	60	71	419	499
211 Passenger transport by air	34	35	41	44	43	54	53	64	58	63
212 Freight transport by air	4	3	3	4	4	6	7	7	8	9
213 Supporting, auxiliary and other services	:	:	:	:	:	:	:	:	353	427
214 Other transportation	1 892	1 586	1 560	1 845	2 268	2 430	2 842	2 449	1 847	2 271
<b>236 Travel</b>	<b>712</b>	<b>742</b>	<b>884</b>	<b>950</b>	<b>927</b>	<b>1 154</b>	<b>1 147</b>	<b>1 379</b>	<b>1 241</b>	<b>1 352</b>
<b>981 Other services</b>	<b>1 340</b>	<b>1 288</b>	<b>1 164</b>	<b>1 284</b>	<b>1 348</b>	<b>1 321</b>	<b>1 419</b>	<b>1 342</b>	<b>1 446</b>	<b>1 723</b>
245 Communications services	:	:	:	:	:	:	:	:	26	41
249 Construction services	0	0	0	0	0	0	0	0	0	0
253 Insurance services	62	62	61	65	56	40	43	47	29	87
260 Financial services	7	7	9	14	21	26	25	18	20	28
262 Computer and information services	:	:	:	:	:	:	:	:	21	32
266 Royalties and licence fees	167	198	204	232	256	268	296	355	355	371
268 Other business services	:	:	:	:	:	:	:	:	950	1 117
269 Merchanting and other trade-related serv.	321	313	276	294	304	254	171	224	304	387
270 Merchanting	0	0	0	0	0	0	0	0	0	0
271 Other trade related services	321	313	276	294	304	254	171	224	304	387
272 Operational leasing	:	:	:	:	:	:	:	:	10	15
273 Misc. business, prof. and technical serv.	:	:	:	:	:	:	:	:	636	714
274 Legal, account., man., cons. and pub. rel.	:	:	:	:	:	:	:	:	90	105
278 Adv., market res. and polling	:	:	:	:	:	:	:	:	52	55
279 Research and development	:	:	:	:	:	:	:	:	68	71
280 Architect., engin. and other technical	:	:	:	:	:	:	:	:	120	121
281 Agric., mining and on-site processing	:	:	:	:	:	:	:	:	81	84
284 Other	:	:	:	:	:	:	:	:	27	48
285 Serv. between affiliated enterprises, nie	:	:	:	:	:	:	:	:	199	230
287 Personal, cultural and recreational services	5	6	6	6	7	7	9	8	8	8
288 Audio-visual and related services	:	:	:	:	:	:	:	:	7	8
289 Other personal, cultural and recreational	:	:	:	:	:	:	:	:	0	0
291 Government services, n i e	72	74	75	91	83	56	24	42	39	39
<b>982 Services not allocated</b>	<b>:</b>	<b>:</b>	<b>:</b>	<b>:</b>	<b>:</b>	<b>:</b>	<b>:</b>	<b>:</b>	<b>0</b>	<b>0</b>
<b>300 INCOME</b>	<b>2 215</b>	<b>2 428</b>	<b>2 402</b>	<b>2 593</b>	<b>3 375</b>	<b>4 607</b>	<b>6 371</b>	<b>8 265</b>	<b>11 265</b>	<b>10 500</b>
310 Compensation of employees	46	49	44	49	53	60	70	60	58	72
320 Investment Income	2 169	2 379	2 358	2 544	3 322	4 547	6 301	8 205	11 207	10 427
<b>379 CURRENT TRANSFERS</b>	<b>532</b>	<b>736</b>	<b>596</b>	<b>665</b>	<b>628</b>	<b>946</b>	<b>1 054</b>	<b>1 036</b>	<b>1 132</b>	<b>1 368</b>
<b>993 CURRENT ACCOUNT</b>	<b>:</b>	<b>:</b>	<b>:</b>	<b>:</b>	<b>:</b>	<b>:</b>	<b>:</b>	<b>:</b>	<b>30 288</b>	<b>32 904</b>
<b>994 CAPITAL ACCOUNT</b>	<b>:</b>	<b>:</b>	<b>:</b>	<b>:</b>	<b>:</b>	<b>:</b>	<b>:</b>	<b>:</b>	<b>:</b>	<b>:</b>
<b>010 CURRENT + CAPITAL ACCOUNT</b>	<b>18 613</b>	<b>17 734</b>	<b>16 974</b>	<b>18 160</b>	<b>21 047</b>	<b>22 903</b>	<b>25 886</b>	<b>27 816</b>	<b>:</b>	<b>:</b>
<b>995 FINANCIAL ACCOUNT</b>	<b>:</b>	<b>:</b>	<b>:</b>	<b>:</b>	<b>:</b>	<b>:</b>	<b>:</b>	<b>:</b>	<b>:</b>	<b>:</b>
<b>998 NET ERRORS AND OMISSIONS</b>	<b>:</b>	<b>:</b>	<b>:</b>	<b>:</b>	<b>:</b>	<b>:</b>	<b>:</b>	<b>:</b>	<b>:</b>	<b>:</b>

7.3.

Reporter: Denmark

Partner: Extra EUR12

(Mio ECU)

	1985	1986	1987	1988	1989	1990	1991	1992	1993	1994
	Net									
100 GOODS	967	987	1 439	1 387	989	1 818	1 318	1 325	2 932	3 100
200 SERVICES	1 371	1 124	1 433	2 005	1 869	2 706	3 303	2 846	2 402	1 894
205 Transportation	1 048	940	1 162	1 773	1 692	2 092	2 672	2 553	2 375	2 087
206 Sea transport	1 088	765	836	1 221	1 583	1 563	1 901	1 616	2 167	2 312
207 Passenger transport on sea	28	25	27	27	71	112	80	67	43	46
208 Freight transport on sea	1 060	740	809	1 194	1 512	1 451	1 821	1 549	2 147	2 353
209 Support. auxiliary and other services	:	:	:	:	:	:	:	:	-23	-88
210 Air transport	187	221	252	203	319	406	328	344	588	429
211 Passenger transport by air	164	193	219	176	279	355	288	301	227	110
212 Freight transport by air	23	28	33	27	40	51	40	43	32	15
213 Supporting, auxiliary and other services	:	:	:	:	:	:	:	:	329	305
214 Other transportation	-226	-45	74	350	-210	125	443	593	-381	-654
236 Travel	308	287	248	266	313	436	517	271	59	-43
981 Other services	14	-103	24	-34	-136	177	114	22	-32	-150
245 Communications services	:	:	:	:	:	:	:	:	24	14
249 Construction services	99	33	86	37	26	52	190	193	143	28
253 Insurance services	-35	-33	-30	-34	-23	-3	-6	-8	55	-14
260 Financial services	2	3	3	5	1	0	16	31	34	33
262 Computer and information services	:	:	:	:	:	:	:	:	13	17
266 Royalties and licence fees	-13	-62	-54	-68	-72	-54	-63	-79	-64	-103
268 Other business services	:	:	:	:	:	:	:	:	-256	-147
269 Merchanting and other trade-related serv.	-59	-48	-48	-32	-94	-140	-30	-197	-188	-184
270 Merchanting	5	19	-9	15	-42	-131	-46	-170	-195	-210
271 Other trade related services	-63	-67	-39	-47	-52	-9	15	-28	6	26
272 Operational leasing	:	:	:	:	:	:	:	:	7	11
273 Misc. business, prof. and technical serv.	:	:	:	:	:	:	:	:	-76	26
274 Legal, account., man., cons. and pub. rel.	:	:	:	:	:	:	:	:	-12	-3
278 Adv., market res. and polling	:	:	:	:	:	:	:	:	-40	-22
279 Research and development	:	:	:	:	:	:	:	:	-11	10
280 Architect., engin. and other technical	:	:	:	:	:	:	:	:	74	130
281 Agric., mining and on-site processing	:	:	:	:	:	:	:	:	-38	-19
284 Other	:	:	:	:	:	:	:	:	58	61
285 Serv. between affiliated enterprises, nie	:	:	:	:	:	:	:	:	-107	-131
287 Personal, cultural and recreational services	-3	-4	-4	-4	-5	-5	-6	-6	-5	-6
288 Audio-visual and related services	:	:	:	:	:	:	:	:	-6	-6
289 Other personal, cultural and recreational	:	:	:	:	:	:	:	:	1	1
291 Government services, n i e	27	-3	-14	-25	-11	-4	-4	-19	26	29
982 Services not allocated	:	:	:	:	:	:	:	:	0	0
300 INCOME	-1 264	-1 346	-1 279	-1 074	-1 314	-2 056	-2 138	-1 331	-496	-926
310 Compensation of employees	26	21	27	20	15	22	148	129	123	123
320 Investment Income	-1 290	-1 367	-1 306	-1 094	-1 329	-2 078	-2 286	-1 460	-619	-1 049
379 CURRENT TRANSFERS	-459	-649	-463	-532	-365	-774	-890	-915	-926	-1 179
993 CURRENT ACCOUNT	:	:	:	:	:	:	:	:	3 912	2 889
994 CAPITAL ACCOUNT	:	:	:	:	:	:	:	:	:	:
010 CURRENT + CAPITAL ACCOUNT	614	117	1 129	1 785	1 179	1 693	1 594	1 924	:	:
995 FINANCIAL ACCOUNT	:	:	:	:	:	:	:	:	:	:
998 NET ERRORS AND OMISSIONS	:	:	:	:	:	:	:	:	:	:

## 7.3.

Reporter: Denmark

Partner: Extra EUR12

	(in %)									
	1985	1986	1987	1988	1989	1990	1991	1992	1993	1994
	<b>Cover ratio</b>									
<b>100 GOODS</b>	<b>109</b>	<b>110</b>	<b>115</b>	<b>114</b>	<b>108</b>	<b>116</b>	<b>111</b>	<b>111</b>	<b>125</b>	<b>123</b>
<b>200 SERVICES</b>	<b>130</b>	<b>127</b>	<b>134</b>	<b>143</b>	<b>136</b>	<b>148</b>	<b>153</b>	<b>148</b>	<b>139</b>	<b>126</b>
<b>205 Transportation</b>	<b>141</b>	<b>143</b>	<b>154</b>	<b>172</b>	<b>157</b>	<b>166</b>	<b>173</b>	<b>178</b>	<b>169</b>	<b>150</b>
206 Sea transport	280	233	250	311	338	328	358	322	281	263
207 Passenger transport on sea	2 900	2 600	1 400	1 450	3 600	5 700	4 100	3 450	2 156	2 039
208 Freight transport on sea	276	228	246	307	328	312	348	313	393	375
209 Support. auxiliary and other services	:	:	:	:	:	:	:	:	95	84
210 Air transport	592	682	673	521	779	773	648	585	241	186
211 Passenger transport by air	582	651	634	500	749	756	645	570	493	273
212 Freight transport by air	675	1 033	1 200	750	1 100	933	671	714	525	275
213 Supporting, auxiliary and other services	:	:	:	:	:	:	:	:	193	171
214 Other transportation	88	97	105	119	91	105	116	124	79	71
<b>236 Travel</b>	<b>143</b>	<b>139</b>	<b>128</b>	<b>128</b>	<b>134</b>	<b>138</b>	<b>145</b>	<b>120</b>	<b>105</b>	<b>97</b>
<b>981 Other services</b>	<b>101</b>	<b>92</b>	<b>102</b>	<b>97</b>	<b>90</b>	<b>113</b>	<b>108</b>	<b>102</b>	<b>98</b>	<b>91</b>
245 Communications services	:	:	:	:	:	:	:	:	192	133
249 Construction services	:	:	:	:	:	:	:	:	:	:
253 Insurance services	44	48	5	48	59	93	86	83	287	84
260 Financial services	129	143	133	136	110	96	164	272	270	215
262 Computer and information services	:	:	:	:	:	:	:	:	161	153
266 Royalties and licence fees	92	69	74	71	72	80	79	78	82	72
268 Other business services	:	:	:	:	:	:	:	:	73	87
269 Merchanting and other trade-related serv.	82	85	83	89	69	44	82	12	38	53
270 Merchanting	:	:	:	:	:	:	:	:	:	:
271 Other trade related services	80	79	86	84	83	96	109	88	102	107
272 Operational leasing	:	:	:	:	:	:	:	:	178	175
273 Misc. business, prof. and technical serv.	:	:	:	:	:	:	:	:	88	104
274 Legal, account., man., cons. and pub. rel.	:	:	:	:	:	:	:	:	86	97
278 Adv., market res. and polling	:	:	:	:	:	:	:	:	22	60
279 Research and development	:	:	:	:	:	:	:	:	84	114
280 Architect., engin. and other technical	:	:	:	:	:	:	:	:	162	207
281 Agric., mining and on-site processing	:	:	:	:	:	:	:	:	54	78
284 Other	:	:	:	:	:	:	:	:	317	226
285 Serv. between affiliated enterprises, nie	:	:	:	:	:	:	:	:	46	43
287 Personal, cultural and recreational services	40	33	33	33	29	29	33	25	28	32
288 Audio-visual and related services	:	:	:	:	:	:	:	:	13	16
289 Other personal, cultural and recreational	:	:	:	:	:	:	:	:	:	:
291 Government services, n i e	136	96	81	73	87	93	83	55	168	174
<b>982 Services not allocated</b>	:	:	:	:	:	:	:	:	:	:
<b>300 INCOME</b>	<b>43</b>	<b>45</b>	<b>47</b>	<b>59</b>	<b>61</b>	<b>55</b>	<b>66</b>	<b>84</b>	<b>96</b>	<b>91</b>
310 Compensation of employees	154	141	161	141	128	137	311	313	313	270
320 Investment Income	41	43	45	57	60	54	64	82	94	90
<b>379 CURRENT TRANSFERS</b>	<b>14</b>	<b>12</b>	<b>22</b>	<b>20</b>	<b>42</b>	<b>18</b>	<b>16</b>	<b>12</b>	<b>18</b>	<b>14</b>
<b>993 CURRENT ACCOUNT</b>	:	:	:	:	:	:	:	:	<b>113</b>	<b>109</b>
<b>994 CAPITAL ACCOUNT</b>	:	:	:	:	:	:	:	:	:	:
<b>010 CURRENT + CAPITAL ACCOUNT</b>	<b>103</b>	<b>101</b>	<b>107</b>	<b>110</b>	<b>106</b>	<b>107</b>	<b>106</b>	<b>107</b>	:	:
<b>995 FINANCIAL ACCOUNT</b>	.	.	.	.	.	.	.	.	.	.
<b>998 NET ERRORS AND OMISSIONS</b>	.	.	.	.	.	.	.	.	.	.

## 7.4.

Reporter: Denmark

Partner: USA

	(Mio ECU)									
	1985	1986	1987	1988	1989	1990	1991	1992	1993	1994
	<b>Credit</b>									
<b>100 GOODS</b>	:	:	:	:	:	:	:	:	<b>1 618</b>	<b>1 844</b>
<b>200 SERVICES</b>	:	:	:	:	:	:	:	:	<b>4 017</b>	<b>4 640</b>
<b>205 Transportation</b>	:	:	:	:	:	:	:	:	<b>3 370</b>	<b>3 792</b>
206 Sea transport	:	:	:	:	:	:	:	:	2 558	2 877
207 Passenger transport on sea	:	:	:	:	:	:	:	:	14	19
208 Freight transport on sea	:	:	:	:	:	:	:	:	2 544	2 858
209 Support. auxiliary and other services	:	:	:	:	:	:	:	:	0	0
210 Air transport	:	:	:	:	:	:	:	:	4	2
211 Passenger transport by air	:	:	:	:	:	:	:	:	3	2
212 Freight transport by air	:	:	:	:	:	:	:	:	0	0
213 Supporting, auxiliary and other services	:	:	:	:	:	:	:	:	0	0
214 Other transportation	:	:	:	:	:	:	:	:	809	912
<b>236 Travel</b>	:	:	:	:	:	:	:	:	<b>410</b>	<b>507</b>
<b>981 Other services</b>	:	:	:	:	:	:	:	:	<b>237</b>	<b>342</b>
245 Communications services	:	:	:	:	:	:	:	:	11	11
249 Construction services	:	:	:	:	:	:	:	:	32	5
253 Insurance services	:	:	:	:	:	:	:	:	40	31
260 Financial services	:	:	:	:	:	:	:	:	4	6
262 Computer and information services	:	:	:	:	:	:	:	:	6	10
266 Royalties and licence fees	:	:	:	:	:	:	:	:	19	28
268 Other business services	:	:	:	:	:	:	:	:	79	211
269 Merchanting and other trade-related serv.	:	:	:	:	:	:	:	:	-52	68
270 Merchanting	:	:	:	:	:	:	:	:	-99	15
271 Other trade related services	:	:	:	:	:	:	:	:	48	53
272 Operational leasing	:	:	:	:	:	:	:	:	1	2
273 Misc. business, prof. and technical serv.	:	:	:	:	:	:	:	:	130	141
274 Legal, account., man., cons. and pub. rel.	:	:	:	:	:	:	:	:	11	15
278 Adv., market res. and polling	:	:	:	:	:	:	:	:	2	2
279 Research and development	:	:	:	:	:	:	:	:	28	28
280 Architect., engin. and other technical	:	:	:	:	:	:	:	:	7	9
281 Agric., mining and on-site processing	:	:	:	:	:	:	:	:	7	10
284 Other	:	:	:	:	:	:	:	:	12	12
285 Serv. between affiliated enterprises, nie	:	:	:	:	:	:	:	:	62	65
287 Personal, cultural and recreational services	:	:	:	:	:	:	:	:	1	1
288 Audio-visual and related services	:	:	:	:	:	:	:	:	0	0
289 Other personal, cultural and recreational	:	:	:	:	:	:	:	:	0	0
291 Government services, n i e	:	:	:	:	:	:	:	:	45	39
<b>982 Services not allocated</b>	:	:	:	:	:	:	:	:	<b>0</b>	<b>0</b>
<b>300 INCOME</b>	:	:	:	:	:	:	:	:	<b>876</b>	<b>1 031</b>
310 Compensation of employees	:	:	:	:	:	:	:	:	40	37
320 Investment Income	:	:	:	:	:	:	:	:	836	994
<b>379 CURRENT TRANSFERS</b>	:	:	:	:	:	:	:	:	<b>12</b>	<b>7</b>
<b>993 CURRENT ACCOUNT</b>	:	:	:	:	:	:	:	:	<b>6 523</b>	<b>7 523</b>
<b>994 CAPITAL ACCOUNT</b>	:	:	:	:	:	:	:	:	:	:
<b>010 CURRENT + CAPITAL ACCOUNT</b>	:	:	:	:	:	:	:	:	:	:
<b>995 FINANCIAL ACCOUNT</b>	:	:	:	:	:	:	:	:	:	:
<b>998 NET ERRORS AND OMISSIONS</b>	:	:	:	:	:	:	:	:	:	:



7.4.

Reporter: Denmark

Partner: USA

	(Mio ECU)									
	1985	1986	1987	1988	1989	1990	1991	1992	1993	1994
	<b>Debit</b>									
<b>100 GOODS</b>	:	:	:	:	:	:	:	:	1 207	1 431
<b>200 SERVICES</b>	:	:	:	:	:	:	:	:	4 060	4 804
<b>205 Transportation</b>	:	:	:	:	:	:	:	:	3 003	3 554
206 Sea transport	:	:	:	:	:	:	:	:	1 053	1 216
207 Passenger transport on sea	:	:	:	:	:	:	:	:	1	1
208 Freight transport on sea	:	:	:	:	:	:	:	:	651	740
209 Support. auxiliary and other services	:	:	:	:	:	:	:	:	401	475
210 Air transport	:	:	:	:	:	:	:	:	331	395
211 Passenger transport by air	:	:	:	:	:	:	:	:	24	32
212 Freight transport by air	:	:	:	:	:	:	:	:	0	0
213 Supporting, auxiliary and other services	:	:	:	:	:	:	:	:	306	363
214 Other transportation	:	:	:	:	:	:	:	:	1 619	1 942
<b>236 Travel</b>	:	:	:	:	:	:	:	:	522	695
<b>981 Other services</b>	:	:	:	:	:	:	:	:	536	555
245 Communications services	:	:	:	:	:	:	:	:	4	4
249 Construction services	:	:	:	:	:	:	:	:	0	0
253 Insurance services	:	:	:	:	:	:	:	:	21	42
260 Financial services	:	:	:	:	:	:	:	:	2	3
262 Computer and information services	:	:	:	:	:	:	:	:	6	8
266 Royalties and licence fees	:	:	:	:	:	:	:	:	240	259
268 Other business services	:	:	:	:	:	:	:	:	251	214
269 Merchenting and other trade-related serv.	:	:	:	:	:	:	:	:	52	41
270 Merchenting	:	:	:	:	:	:	:	:	0	0
271 Other trade related services	:	:	:	:	:	:	:	:	52	41
272 Operational leasing	:	:	:	:	:	:	:	:	2	1
273 Misc. business, prof. and technical serv.	:	:	:	:	:	:	:	:	197	172
274 Legal, account., man., cons. and pub. rel.	:	:	:	:	:	:	:	:	27	23
278 Adv., market res. and polling	:	:	:	:	:	:	:	:	10	9
279 Research and development	:	:	:	:	:	:	:	:	36	28
280 Architect., engin. and other technical	:	:	:	:	:	:	:	:	11	10
281 Agric., mining and on-site processing	:	:	:	:	:	:	:	:	22	17
284 Other	:	:	:	:	:	:	:	:	6	6
285 Serv. between affiliated enterprises, nie	:	:	:	:	:	:	:	:	86	80
287 Personal, cultural and recreational services	:	:	:	:	:	:	:	:	2	2
288 Audio-visual and related services	:	:	:	:	:	:	:	:	2	2
289 Other personal, cultural and recreational	:	:	:	:	:	:	:	:	0	0
291 Government services, n i e	:	:	:	:	:	:	:	:	10	22
<b>982 Services not allocated</b>	:	:	:	:	:	:	:	:	0	0
<b>300 INCOME</b>	:	:	:	:	:	:	:	:	1 036	1 181
310 Compensation of employees	:	:	:	:	:	:	:	:	17	17
320 Investment Income	:	:	:	:	:	:	:	:	1 018	1 164
<b>379 CURRENT TRANSFERS</b>	:	:	:	:	:	:	:	:	75	60
<b>993 CURRENT ACCOUNT</b>	:	:	:	:	:	:	:	:	6 378	7 477
<b>994 CAPITAL ACCOUNT</b>	:	:	:	:	:	:	:	:	:	:
<b>010 CURRENT + CAPITAL ACCOUNT</b>	:	:	:	:	:	:	:	:	:	:
<b>995 FINANCIAL ACCOUNT</b>	:	:	:	:	:	:	:	:	:	:
<b>998 NET ERRORS AND OMISSIONS</b>	:	:	:	:	:	:	:	:	:	:

## 7.4.

Reporter: Denmark

Partner: USA

(Mio ECU)

	1985	1986	1987	1988	1989	1990	1991	1992	1993	1994
	<b>Net</b>									
<b>100 GOODS</b>	:	:	:	:	:	:	:	:	<b>412</b>	<b>413</b>
<b>200 SERVICES</b>	:	:	:	:	:	:	:	:	<b>-43</b>	<b>-164</b>
<b>205 Transportation</b>	:	:	:	:	:	:	:	:	<b>368</b>	<b>237</b>
206 Sea transport	:	:	:	:	:	:	:	:	1 505	1 661
207 Passenger transport on sea	:	:	:	:	:	:	:	:	13	18
208 Freight transport on sea	:	:	:	:	:	:	:	:	1 893	2 118
209 Support. auxiliary and other services	:	:	:	:	:	:	:	:	-401	-475
210 Air transport	:	:	:	:	:	:	:	:	-327	-393
211 Passenger transport by air	:	:	:	:	:	:	:	:	-21	-30
212 Freight transport by air	:	:	:	:	:	:	:	:	0	0
213 Supporting, auxiliary and other services	:	:	:	:	:	:	:	:	-306	-363
214 Other transportation	:	:	:	:	:	:	:	:	-810	-1 030
<b>236 Travel</b>	:	:	:	:	:	:	:	:	<b>-112</b>	<b>-189</b>
<b>981 Other services</b>	:	:	:	:	:	:	:	:	<b>-299</b>	<b>-213</b>
245 Communications services	:	:	:	:	:	:	:	:	7	6
249 Construction services	:	:	:	:	:	:	:	:	32	5
253 Insurance services	:	:	:	:	:	:	:	:	19	-11
260 Financial services	:	:	:	:	:	:	:	:	2	3
262 Computer and information services	:	:	:	:	:	:	:	:	0	2
266 Royalties and licence fees	:	:	:	:	:	:	:	:	-221	-231
268 Other business services	:	:	:	:	:	:	:	:	-172	-3
269 Merchanting and other trade-related serv.	:	:	:	:	:	:	:	:	-104	27
270 Merchanting	:	:	:	:	:	:	:	:	-99	15
271 Other trade related services	:	:	:	:	:	:	:	:	-4	12
272 Operational leasing	:	:	:	:	:	:	:	:	-1	1
273 Misc. business, prof. and technical serv.	:	:	:	:	:	:	:	:	-68	-31
274 Legal, account., man., cons. and pub. rel.	:	:	:	:	:	:	:	:	-15	-7
278 Adv., market res. and polling	:	:	:	:	:	:	:	:	-8	-7
279 Research and development	:	:	:	:	:	:	:	:	-7	0
280 Architect., engin. and other technical	:	:	:	:	:	:	:	:	-4	-1
281 Agric., mining and on-site processing	:	:	:	:	:	:	:	:	-15	-6
284 Other	:	:	:	:	:	:	:	:	6	6
285 Serv. between affiliated enterprises, nie	:	:	:	:	:	:	:	:	-24	-15
287 Personal, cultural and recreational services	:	:	:	:	:	:	:	:	-2	-1
288 Audio-visual and related services	:	:	:	:	:	:	:	:	-2	-1
289 Other personal, cultural and recreational	:	:	:	:	:	:	:	:	0	0
291 Government services, n i e	:	:	:	:	:	:	:	:	35	17
<b>982 Services not allocated</b>	:	:	:	:	:	:	:	:	<b>0</b>	<b>0</b>
<b>300 INCOME</b>	:	:	:	:	:	:	:	:	<b>-160</b>	<b>-150</b>
310 Compensation of employees	:	:	:	:	:	:	:	:	23	20
320 Investment Income	:	:	:	:	:	:	:	:	-183	-170
<b>379 CURRENT TRANSFERS</b>	:	:	:	:	:	:	:	:	<b>-63</b>	<b>-53</b>
<b>993 CURRENT ACCOUNT</b>	:	:	:	:	:	:	:	:	<b>145</b>	<b>45</b>
<b>994 CAPITAL ACCOUNT</b>	:	:	:	:	:	:	:	:	:	:
<b>010 CURRENT + CAPITAL ACCOUNT</b>	:	:	:	:	:	:	:	:	:	:
<b>995 FINANCIAL ACCOUNT</b>	:	:	:	:	:	:	:	:	:	:
<b>998 NET ERRORS AND OMISSIONS</b>	:	:	:	:	:	:	:	:	:	:

7.4.

Reporter: Denmark

Partner: USA

	(in %)									
	1985	1986	1987	1988	1989	1990	1991	1992	1993	1994
	<b>Cover ratio</b>									
<b>100 GOODS</b>	:	:	:	:	:	:	:	:	134	129
<b>200 SERVICES</b>	:	:	:	:	:	:	:	:	99	97
<b>205 Transportation</b>	:	:	:	:	:	:	:	:	112	107
206 Sea transport	:	:	:	:	:	:	:	:	243	237
207 Passenger transport on sea	:	:	:	:	:	:	:	:	:	1 578
208 Freight transport on sea	:	:	:	:	:	:	:	:	391	386
209 Support. auxiliary and other services	:	:	:	:	:	:	:	:	0	0
210 Air transport	:	:	:	:	:	:	:	:	1	1
211 Passenger transport by air	:	:	:	:	:	:	:	:	13	7
212 Freight transport by air	:	:	:	:	:	:	:	:	:	:
213 Supporting, auxiliary and other services	:	:	:	:	:	:	:	:	0	0
214 Other transportation	:	:	:	:	:	:	:	:	50	47
<b>236 Travel</b>	:	:	:	:	:	:	:	:	79	73
<b>981 Other services</b>	:	:	:	:	:	:	:	:	44	62
245 Ccmmunications services	:	:	:	:	:	:	:	:	278	237
249 Ccnstruction services	:	:	:	:	:	:	:	:	:	:
253 Insurance services	:	:	:	:	:	:	:	:	193	73
260 Financial services	:	:	:	:	:	:	:	:	238	200
262 Ccputer and information services	:	:	:	:	:	:	:	:	104	128
266 Rcyalties and licence fees	:	:	:	:	:	:	:	:	8	11
268 Other business services	:	:	:	:	:	:	:	:	32	98
269 Merchating and other trade-related serv.	:	:	:	:	:	:	:	:	-	168
270 Merchating	:	:	:	:	:	:	:	:	:	:
271 Other trade related services	:	:	:	:	:	:	:	:	92	131
272 Operational leasing	:	:	:	:	:	:	:	:	62	141
273 Misc. business, prof. and technical serv.	:	:	:	:	:	:	:	:	66	82
274 Legal, account., man., cons. and pub. rel.	:	:	:	:	:	:	:	:	42	68
278 Adv., market res. and polling	:	:	:	:	:	:	:	:	18	19
279 Research and development	:	:	:	:	:	:	:	:	80	100
280 Architect., engin. and other technical	:	:	:	:	:	:	:	:	64	86
281 Agric., mining and on-site processing	:	:	:	:	:	:	:	:	33	62
284 Other	:	:	:	:	:	:	:	:	215	189
285 Serv. between affiliated enterprises, nie	:	:	:	:	:	:	:	:	72	81
287 Personal, cultural and recreational services	:	:	:	:	:	:	:	:	24	29
288 Audio-visual and related services	:	:	:	:	:	:	:	:	20	23
289 Other personal, cultural and recreational	:	:	:	:	:	:	:	:	:	:
291 Government services, n i e	:	:	:	:	:	:	:	:	464	180
<b>982 Services not allocated</b>	:	:	:	:	:	:	:	:	:	:
<b>300 INCOME</b>	:	:	:	:	:	:	:	:	85	87
310 Compensation of employees	:	:	:	:	:	:	:	:	233	219
320 Investment Income	:	:	:	:	:	:	:	:	82	85
<b>379 CURRENT TRANSFERS</b>	:	:	:	:	:	:	:	:	16	12
<b>993 CURRENT ACCOUNT</b>	:	:	:	:	:	:	:	:	102	101
<b>994 CAPITAL ACCOUNT</b>	:	:	:	:	:	:	:	:	:	:
<b>010 CURRENT + CAPITAL ACCOUNT</b>	:	:	:	:	:	:	:	:	:	:
<b>995 FINANCIAL ACCOUNT</b>	.	.	.	.	.	.	.	.	.	.
<b>998 NET ERRORS AND OMISSIONS</b>	.	.	.	.	.	.	.	.	.	.

## 7.5.

Reporter: Denmark

Partner: Japan

	(Mio ECU)									
	1985	1986	1987	1988	1989	1990	1991	1992	1993	1994
	<b>Credit</b>									
<b>100 GOODS</b>	:	:	:	:	:	:	:	:	1 290	1 394
<b>200 SERVICES</b>	:	:	:	:	:	:	:	:	64	106
<b>205 Transportation</b>	:	:	:	:	:	:	:	:	9	9
206 Sea transport	:	:	:	:	:	:	:	:	6	6
207 Passenger transport on sea	:	:	:	:	:	:	:	:	1	1
208 Freight transport on sea	:	:	:	:	:	:	:	:	6	5
209 Support. auxiliary and other services	:	:	:	:	:	:	:	:	0	0
210 Air transport	:	:	:	:	:	:	:	:	0	0
211 Passenger transport by air	:	:	:	:	:	:	:	:	0	0
212 Freight transport by air	:	:	:	:	:	:	:	:	0	0
213 Supporting, auxiliary and other services	:	:	:	:	:	:	:	:	0	0
214 Other transportation	:	:	:	:	:	:	:	:	2	2
<b>236 Travel</b>	:	:	:	:	:	:	:	:	23	29
<b>981 Other services</b>	:	:	:	:	:	:	:	:	32	69
245 Communications services	:	:	:	:	:	:	:	:	1	1
249 Construction services	:	:	:	:	:	:	:	:	4	1
253 Insurance services	:	:	:	:	:	:	:	:	3	4
260 Financial services	:	:	:	:	:	:	:	:	1	1
262 Computer and information services	:	:	:	:	:	:	:	:	0	0
266 Royalties and licence fees	:	:	:	:	:	:	:	:	29	32
268 Other business services	:	:	:	:	:	:	:	:	-7	29
269 Merchating and other trade-related serv.	:	:	:	:	:	:	:	:	-25	5
270 Merchating	:	:	:	:	:	:	:	:	-25	4
271 Other trade related services	:	:	:	:	:	:	:	:	0	1
272 Operational leasing	:	:	:	:	:	:	:	:	0	0
273 Misc. business, prof. and technical serv.	:	:	:	:	:	:	:	:	18	24
274 Legal, account., man., cons. and pub. rel.	:	:	:	:	:	:	:	:	2	3
278 Adv., market res. and polling	:	:	:	:	:	:	:	:	1	2
279 Research and development	:	:	:	:	:	:	:	:	0	0
280 Architect., engin. and other technical	:	:	:	:	:	:	:	:	4	7
281 Agric., mining and on-site processing	:	:	:	:	:	:	:	:	0	0
284 Other	:	:	:	:	:	:	:	:	4	6
285 Serv. between affiliated enterprises, nie	:	:	:	:	:	:	:	:	5	5
287 Personal, cultural and recreational services	:	:	:	:	:	:	:	:	0	0
288 Audio-visual and related services	:	:	:	:	:	:	:	:	0	0
289 Other personal, cultural and recreational	:	:	:	:	:	:	:	:	0	0
291 Government services, n i e	:	:	:	:	:	:	:	:	1	1
<b>982 Services not allocated</b>	:	:	:	:	:	:	:	:	0	0
<b>300 INCOME</b>	:	:	:	:	:	:	:	:	101	83
310 Compensation of employees	:	:	:	:	:	:	:	:	5	6
320 Investment Income	:	:	:	:	:	:	:	:	95	77
<b>379 CURRENT TRANSFERS</b>	:	:	:	:	:	:	:	:	0	0
<b>993 CURRENT ACCOUNT</b>	:	:	:	:	:	:	:	:	1 455	1 583
<b>994 CAPITAL ACCOUNT</b>	:	:	:	:	:	:	:	:	:	:
<b>010 CURRENT + CAPITAL ACCOUNT</b>	:	:	:	:	:	:	:	:	:	:
<b>995 FINANCIAL ACCOUNT</b>	:	:	:	:	:	:	:	:	:	:
<b>998 NET ERRORS AND OMISSIONS</b>	:	:	:	:	:	:	:	:	:	:

7.5.

Reporter: Denmark

Partner: Japan

	(Mio ECU)									
	1985	1986	1987	1988	1989	1990	1991	1992	1993	1994
	<b>Debit</b>									
100 GOODS	:	:	:	:	:	:	:	:	872	1 024
200 SERVICES	:	:	:	:	:	:	:	:	117	247
205 Transportation	:	:	:	:	:	:	:	:	67	117
206 Sea transport	:	:	:	:	:	:	:	:	24	40
207 Passenger transport on sea	:	:	:	:	:	:	:	:	0	0
208 Freight transport on sea	:	:	:	:	:	:	:	:	15	25
209 Support. auxiliary and other services	:	:	:	:	:	:	:	:	9	16
210 Air transport	:	:	:	:	:	:	:	:	7	12
211 Passenger transport by air	:	:	:	:	:	:	:	:	0	0
212 Freight transport by air	:	:	:	:	:	:	:	:	0	0
213 Supporting, auxiliary and other services	:	:	:	:	:	:	:	:	7	12
214 Other transportation	:	:	:	:	:	:	:	:	36	65
236 Travel	:	:	:	:	:	:	:	:	5	5
981 Other services	:	:	:	:	:	:	:	:	44	125
245 Communications services	:	:	:	:	:	:	:	:	2	5
249 Construction services	:	:	:	:	:	:	:	:	0	0
253 Insurance services	:	:	:	:	:	:	:	:	-4	-1
260 Financial services	:	:	:	:	:	:	:	:	0	0
262 Computer and information services	:	:	:	:	:	:	:	:	1	3
266 Royalties and licence fees	:	:	:	:	:	:	:	:	3	0
268 Other business services	:	:	:	:	:	:	:	:	40	112
269 Merchenting and other trade-related serv.	:	:	:	:	:	:	:	:	4	5
270 Merchenting	:	:	:	:	:	:	:	:	0	0
271 Other trade related services	:	:	:	:	:	:	:	:	4	5
272 Operational leasing	:	:	:	:	:	:	:	:	2	4
273 Misc. business, prof. and technical serv.	:	:	:	:	:	:	:	:	34	102
274 Legal, account., man., cons. and pub. rel.	:	:	:	:	:	:	:	:	4	12
278 Adv., market res. and polling	:	:	:	:	:	:	:	:	5	10
279 Research and development	:	:	:	:	:	:	:	:	2	8
280 Architect., engin. and other technical	:	:	:	:	:	:	:	:	2	10
281 Agric., mining and on-site processing	:	:	:	:	:	:	:	:	0	0
284 Other	:	:	:	:	:	:	:	:	5	12
285 Serv. between affiliated enterprises, nie	:	:	:	:	:	:	:	:	16	49
287 Personal, cultural and recreational services	:	:	:	:	:	:	:	:	0	1
288 Audio-visual and related services	:	:	:	:	:	:	:	:	0	1
289 Other personal, cultural and recreational	:	:	:	:	:	:	:	:	0	0
291 Government services, n i e	:	:	:	:	:	:	:	:	3	4
982 Services not allocated	:	:	:	:	:	:	:	:	0	0
300 INCOME	:	:	:	:	:	:	:	:	178	178
310 Compensation of employees	:	:	:	:	:	:	:	:	3	10
320 Investment Income	:	:	:	:	:	:	:	:	175	168
379 CURRENT TRANSFERS	:	:	:	:	:	:	:	:	0	5
993 CURRENT ACCOUNT	:	:	:	:	:	:	:	:	1 167	1 454
994 CAPITAL ACCOUNT	:	:	:	:	:	:	:	:	:	:
010 CURRENT + CAPITAL ACCOUNT	:	:	:	:	:	:	:	:	:	:
995 FINANCIAL ACCOUNT	:	:	:	:	:	:	:	:	:	:
998 NET ERRORS AND OMISSIONS	:	:	:	:	:	:	:	:	:	:

## 7.5.

Reporter: Denmark

Partner: Japan

	(Mio ECU)									
	1985	1986	1987	1988	1989	1990	1991	1992	1993	1994
	<b>Net</b>									
<b>100 GOODS</b>	:	:	:	:	:	:	:	:	<b>418</b>	<b>370</b>
<b>200 SERVICES</b>	:	:	:	:	:	:	:	:	<b>-53</b>	<b>-141</b>
<b>205 Transportation</b>	:	:	:	:	:	:	:	:	<b>-59</b>	<b>-109</b>
206 Sea transport	:	:	:	:	:	:	:	:	-17	-34
207 Passenger transport on sea	:	:	:	:	:	:	:	:	1	1
208 Freight transport on sea	:	:	:	:	:	:	:	:	-9	-19
209 Support. auxiliary and other services	:	:	:	:	:	:	:	:	-9	-16
210 Air transport	:	:	:	:	:	:	:	:	-7	-12
211 Passenger transport by air	:	:	:	:	:	:	:	:	0	0
212 Freight transport by air	:	:	:	:	:	:	:	:	0	0
213 Supporting, auxiliary and other services	:	:	:	:	:	:	:	:	-7	-12
214 Other transportation	:	:	:	:	:	:	:	:	-34	-63
<b>236 Travel</b>	:	:	:	:	:	:	:	:	<b>18</b>	<b>24</b>
<b>981 Other services</b>	:	:	:	:	:	:	:	:	<b>-13</b>	<b>-56</b>
245 Communications services	:	:	:	:	:	:	:	:	-1	-4
249 Construction services	:	:	:	:	:	:	:	:	4	1
253 Insurance services	:	:	:	:	:	:	:	:	7	5
260 Financial services	:	:	:	:	:	:	:	:	0	0
262 Computer and information services	:	:	:	:	:	:	:	:	-1	-3
266 Royalties and licence fees	:	:	:	:	:	:	:	:	27	32
268 Other business services	:	:	:	:	:	:	:	:	-47	-83
269 Merchanting and other trade-related serv.	:	:	:	:	:	:	:	:	-29	-1
270 Merchanting	:	:	:	:	:	:	:	:	-25	4
271 Other trade related services	:	:	:	:	:	:	:	:	-4	-5
272 Operational leasing	:	:	:	:	:	:	:	:	-2	-4
273 Misc. business, prof. and technical serv.	:	:	:	:	:	:	:	:	-16	-78
274 Legal, account., man., cons. and pub. rel.	:	:	:	:	:	:	:	:	-2	-9
278 Adv., market res. and polling	:	:	:	:	:	:	:	:	-4	-9
279 Research and development	:	:	:	:	:	:	:	:	-2	-8
280 Architect., engin. and other technical	:	:	:	:	:	:	:	:	3	-3
281 Agric., mining and on-site processing	:	:	:	:	:	:	:	:	0	0
284 Other	:	:	:	:	:	:	:	:	0	-6
285 Serv. between affiliated enterprises, nie	:	:	:	:	:	:	:	:	-10	-44
287 Personal, cultural and recreational services	:	:	:	:	:	:	:	:	0	-1
288 Audio-visual and related services	:	:	:	:	:	:	:	:	0	-1
289 Other personal, cultural and recreational	:	:	:	:	:	:	:	:	0	0
291 Government services, n i e	:	:	:	:	:	:	:	:	-2	-3
<b>982 Services not allocated</b>	:	:	:	:	:	:	:	:	<b>0</b>	<b>0</b>
<b>300 INCOME</b>	:	:	:	:	:	:	:	:	<b>-77</b>	<b>-95</b>
310 Compensation of employees	:	:	:	:	:	:	:	:	2	-5
320 Investment Income	:	:	:	:	:	:	:	:	-79	-91
<b>379 CURRENT TRANSFERS</b>	:	:	:	:	:	:	:	:	<b>0</b>	<b>-5</b>
<b>993 CURRENT ACCOUNT</b>	:	:	:	:	:	:	:	:	<b>288</b>	<b>129</b>
<b>994 CAPITAL ACCOUNT</b>	:	:	:	:	:	:	:	:	:	:
<b>010 CURRENT + CAPITAL ACCOUNT</b>	:	:	:	:	:	:	:	:	:	:
<b>995 FINANCIAL ACCOUNT</b>	:	:	:	:	:	:	:	:	:	:
<b>998 NET ERRORS AND OMISSIONS</b>	:	:	:	:	:	:	:	:	:	:

7.5.

Reporter: Denmark

Partner: Japan

	(in %)									
	1985	1986	1987	1988	1989	1990	1991	1992	1993	1994
	<b>Cover ratio</b>									
<b>100 GOODS</b>	:	:	:	:	:	:	:	:	148	136
<b>200 SERVICES</b>	:	:	:	:	:	:	:	:	55	43
<b>205 Transportation</b>	:	:	:	:	:	:	:	:	13	7
206 Sea transport	:	:	:	:	:	:	:	:	27	16
207 Passenger transport on sea	:	:	:	:	:	:	:	:	:	:
208 Freight transport on sea	:	:	:	:	:	:	:	:	39	22
209 Support. auxiliary and other services	:	:	:	:	:	:	:	:	0	0
210 Air transport	:	:	:	:	:	:	:	:	0	0
211 Passenger transport by air	:	:	:	:	:	:	:	:	:	:
212 Freight transport by air	:	:	:	:	:	:	:	:	:	:
213 Supporting, auxiliary and other services	:	:	:	:	:	:	:	:	0	0
214 Other transportation	:	:	:	:	:	:	:	:	6	3
<b>236 Travel</b>	:	:	:	:	:	:	:	:	440	556
<b>981 Other services</b>	:	:	:	:	:	:	:	:	72	55
245 Ccmmunications services	:	:	:	:	:	:	:	:	62	23
249 Ccnstruction services	:	:	:	:	:	:	:	:	:	:
253 Insurance services	:	:	:	:	:	:	:	:	:	:
260 Financial services	:	:	:	:	:	:	:	:	:	:
262 Ccputer and information services	:	:	:	:	:	:	:	:	17	11
266 Rcyalties and licence fees	:	:	:	:	:	:	:	:	1 163	:
268 Other business services	:	:	:	:	:	:	:	:	-	26
269 Merchating and other trade-related serv.	:	:	:	:	:	:	:	:	-	85
270 Merchating	:	:	:	:	:	:	:	:	:	:
271 Other trade related services	:	:	:	:	:	:	:	:	0	10
272 Operational leasing	:	:	:	:	:	:	:	:	12	8
273 Misc. business, prof. and technical serv.	:	:	:	:	:	:	:	:	53	23
274 Legal, account., man., cons. and pub. rel.	:	:	:	:	:	:	:	:	56	28
278 Adv., market res. and polling	:	:	:	:	:	:	:	:	21	17
279 Research and development	:	:	:	:	:	:	:	:	8	5
280 Architect., engin. and other technical	:	:	:	:	:	:	:	:	232	66
281 Agric., mining and on-site processing	:	:	:	:	:	:	:	:	:	:
284 Other	:	:	:	:	:	:	:	:	95	53
285 Serv. between affiliated enterprises, nie	:	:	:	:	:	:	:	:	34	11
287 Personal, cultural and recreational services	:	:	:	:	:	:	:	:	:	11
288 Audio-visual and related services	:	:	:	:	:	:	:	:	:	6
289 Other personal, cultural and recreational	:	:	:	:	:	:	:	:	:	:
291 Government services, n i e	:	:	:	:	:	:	:	:	26	19
<b>982 Services not allocated</b>	:	:	:	:	:	:	:	:	:	:
<b>300 INCOME</b>	:	:	:	:	:	:	:	:	57	46
310 Compensation of employees	:	:	:	:	:	:	:	:	167	56
320 Investment Income	:	:	:	:	:	:	:	:	55	46
<b>379 CURRENT TRANSFERS</b>	:	:	:	:	:	:	:	:	:	0
<b>993 CURRENT ACCOUNT</b>	:	:	:	:	:	:	:	:	125	109
<b>994 CAPITAL ACCOUNT</b>	:	:	:	:	:	:	:	:	:	:
<b>010 CURRENT + CAPITAL ACCOUNT</b>	:	:	:	:	:	:	:	:	:	:
<b>995 FINANCIAL ACCOUNT</b>	.	.	.	.	.	.	.	.	.	.
<b>998 NET ERRORS AND OMISSIONS</b>	.	.	.	.	.	.	.	.	.	.

## 8.1.

Reporter: Germany

Partner: World

(Mio ECU)

	1985	1986	1987	1988	1989	1990	1991	1992	1993	1994
	<b>Credit</b>									
100 GOODS	227 757	234 773	240 856	261 220	294 871	307 263	305 298	332 432	326 732	361 821
200 SERVICES	43 097	43 005	43 113	42 610	48 484	51 874	54 357	51 792	53 097	52 985
205 Transportation	11 091	9 961	9 638	10 107	11 427	12 614	13 568	13 225	13 874	14 341
206 Sea transport	3 736	2 918	2 632	2 355	2 618	2 654	2 699	3 793	4 381	4 615
207 Passenger transport on sea	36	34	38	36	40	50	51	39	23	21
208 Freight transport on sea	3 700	2 884	2 594	2 319	2 579	2 604	2 647	2 899	3 426	3 777
209 Support. auxiliary and other services	:	:	:	:	:	:	:	855	932	817
210 Air transport	3 153	2 996	3 010	3 487	4 032	4 465	4 826	6 559	6 735	6 955
211 Passenger transport by air	2 458	2 188	2 233	2 617	3 072	3 506	3 711	3 798	3 879	4 025
212 Freight transport by air	695	808	777	870	959	959	1 115	1 061	1 093	1 028
213 Supporting, auxiliary and other services	:	:	:	:	:	:	:	1 701	1 764	1 903
214 Other transportation	4 202	4 048	3 997	4 265	4 778	5 495	6 044	2 873	2 758	2 771
236 Travel	6 278	6 417	6 674	7 054	7 686	8 291	8 435	8 784	9 297	9 256
981 Other services	21 025	21 473	21 318	20 132	21 879	23 237	24 439	29 782	29 926	29 389
245 Communications services	698	833	858	981	941	1 080	875	1 683	460	558
249 Construction services	3 923	3 487	2 961	2 339	2 494	2 579	3 133	3 380	3 531	3 075
253 Insurance services	33	289	457	273	-78	-461	-485	728	859	1 149
260 Financial services	514	705	655	783	828	702	854	1 061	1 576	1 220
262 Computer and information services	:	:	:	:	:	:	:	367	600	735
266 Royalties and licence fees	814	932	1 004	1 071	1 217	1 550	1 526	1 601	1 741	1 841
268 Other business services	4 848	5 132	5 160	4 769	5 634	6 715	7 713	11 534	13 001	13 791
269 Merchanting and other trade-related serv.	2 639	2 778	2 422	1 912	2 179	2 692	3 505	3 153	3 170	3 175
270 Merchanting	2 131	2 240	1 856	1 372	1 533	1 998	2 755	2 413	2 315	2 206
271 Other trade related services	508	537	565	540	646	694	750	739	856	968
272 Operational leasing	:	:	:	:	:	:	:	0	193	232
273 Misc. business, prof. and technical serv.	2 209	2 354	2 738	2 857	3 455	4 023	4 208	8 381	9 638	10 384
274 Legal, account., man., cons. and pub. rel.	:	:	:	:	:	:	:	906	941	1 189
278 Adv., market res. and polling	410	414	461	504	633	622	612	734	781	919
279 Research and development	:	:	:	:	:	:	:	2 100	2 420	2 680
280 Architect., engin. and other technical	:	:	:	:	:	:	:	1 516	1 543	1 655
281 Agric., mining and on-site processing	:	:	:	:	:	:	:	15	17	24
284 Other	:	:	:	:	:	:	:	2 188	2 940	2 982
285 Serv. between affiliated enterprises, nie	:	:	:	:	:	:	:	924	996	936
287 Personal, cultural and recreational services	40	36	42	48	72	99	84	67	117	127
288 Audio-visual and related services	:	:	:	:	:	:	:	67	117	127
289 Other personal, cultural and recreational	:	:	:	:	:	:	:	:	:	:
291 Government services, n i e	10 155	10 059	10 184	9 868	10 772	10 973	10 738	9 362	8 040	6 892
982 Services not allocated	4 702	5 155	5 483	5 317	7 493	7 732	7 916	0	0	0
300 INCOME	19 138	21 484	24 325	28 076	37 126	46 890	55 590	59 585	65 776	64 622
310 Compensation of employees	832	813	919	1 022	1 194	1 609	1 724	2 056	2 150	2 165
320 Investment Income	18 306	20 671	23 407	27 054	35 933	45 282	53 865	57 529	63 626	62 457
379 CURRENT TRANSFERS	7 935	9 108	8 530	10 269	9 886	10 898	11 795	14 895	15 440	17 345
993 CURRENT ACCOUNT	:	:	:	:	:	:	:	458 703	461 044	496 774
994 CAPITAL ACCOUNT	:	:	:	:	:	:	:	863	1 177	1 317
010 CURRENT + CAPITAL ACCOUNT	297 927	308 370	316 824	342 175	390 367	416 925	427 040	459 565	462 221	498 091
995 FINANCIAL ACCOUNT	.	.	.	.	.	.	.	.	.	.
998 NET ERRORS AND OMISSIONS	.	.	.	.	.	.	.	.	.	.



8.1.

Reporter: Germany

Partner: World

	(Mio ECU)									
	1985	1986	1987	1988	1989	1990	1991	1992	1993	1994
	<b>Debit</b>									
<b>100 GOODS</b>	<b>190 797</b>	<b>178 592</b>	<b>180 296</b>	<b>193 659</b>	<b>224 397</b>	<b>250 679</b>	<b>286 908</b>	<b>311 919</b>	<b>292 792</b>	<b>320 427</b>
<b>200 SERVICES</b>	<b>48 836</b>	<b>49 642</b>	<b>52 544</b>	<b>55 621</b>	<b>60 483</b>	<b>66 644</b>	<b>74 167</b>	<b>72 840</b>	<b>80 011</b>	<b>84 778</b>
<b>205 Transportation</b>	<b>12 348</b>	<b>11 366</b>	<b>11 299</b>	<b>11 953</b>	<b>13 276</b>	<b>14 934</b>	<b>17 069</b>	<b>16 901</b>	<b>17 474</b>	<b>18 565</b>
206 Sea transport	4 064	3 564	3 342	3 101	3 309	3 247	4 008	5 486	5 675	6 416
207 Passenger transport on sea	381	397	369	399	434	462	522	326	417	465
208 Freight transport on sea	3 683	3 167	2 973	2 702	2 875	2 784	3 487	3 324	3 272	3 641
209 Support. auxiliary and other services	:	:	:	:	:	:	:	1 836	1 986	2 310
210 Air transport	2 284	2 269	2 442	2 759	3 092	3 524	3 914	5 878	5 980	5 951
211 Passenger transport by air	2 224	2 201	2 391	2 645	2 829	3 266	3 627	3 948	3 909	3 999
212 Freight transport by air	59	68	51	115	263	258	287	216	222	222
213 Supporting, auxiliary and other services	:	:	:	:	:	:	:	1 714	1 849	1 730
214 Other transportation	6 001	5 534	5 515	6 092	6 876	8 163	9 146	5 537	5 819	6 198
<b>236 Travel</b>	<b>16 938</b>	<b>18 335</b>	<b>20 120</b>	<b>21 009</b>	<b>21 390</b>	<b>23 233</b>	<b>25 107</b>	<b>28 521</b>	<b>32 484</b>	<b>35 117</b>
<b>981 Other services</b>	<b>14 662</b>	<b>13 820</b>	<b>14 433</b>	<b>15 393</b>	<b>17 417</b>	<b>19 124</b>	<b>21 452</b>	<b>27 419</b>	<b>30 053</b>	<b>31 096</b>
245 Communications services	911	991	1 022	1 109	1 050	1 211	1 113	2 084	1 122	1 233
249 Construction services	2 996	2 242	1 975	1 845	1 999	2 334	2 710	3 008	3 618	3 721
253 Insurance services	782	738	785	936	828	694	893	514	605	706
260 Financial services	107	109	113	103	183	237	247	275	354	375
262 Computer and information services	:	:	:	:	:	:	:	440	707	733
266 Royalties and licence fees	1 600	1 954	2 129	2 319	2 744	2 980	3 418	3 482	3 783	3 793
268 Other business services	6 992	6 549	7 054	7 420	8 772	9 499	10 720	15 592	17 327	17 980
269 Merchanting and other trade-related serv.	3 794	3 857	3 935	4 045	4 498	4 690	4 862	5 534	6 037	6 096
270 Merchanting	0	0	0	0	0	0	0	458	937	578
271 Other trade related services	3 794	3 857	3 935	4 045	4 498	4 690	4 862	5 076	5 099	5 518
272 Operational leasing	:	:	:	:	:	:	:	0	119	114
273 Misc. business, prof. and technical serv.	3 198	2 692	3 119	3 375	4 274	4 810	5 858	10 058	11 171	11 770
274 Legal, account., man., cons. and pub. rel.	:	:	:	:	:	:	:	1 958	2 548	2 880
278 Adv., market res. and polling	885	841	943	966	1 124	1 314	1 453	1 649	1 708	1 703
279 Research and development	:	:	:	:	:	:	:	2 190	2 329	2 218
280 Architect., engin. and other technical	:	:	:	:	:	:	:	1 588	1 803	1 754
281 Agric., mining and on-site processing	:	:	:	:	:	:	:	120	160	127
284 Other	:	:	:	:	:	:	:	999	966	939
285 Serv. between affiliated enterprises, nie	:	:	:	:	:	:	:	1 554	1 658	2 148
287 Personal, cultural and recreational services	208	247	252	362	406	680	871	911	1 265	1 485
288 Audio-visual and related services	:	:	:	:	:	:	:	911	1 265	1 485
289 Other personal, cultural and recreational	:	:	:	:	:	:	:	:	:	:
291 Government services, n i e	1 066	991	1 102	1 300	1 434	1 488	1 480	1 114	1 272	1 070
<b>982 Services not allocated</b>	<b>4 888</b>	<b>6 120</b>	<b>6 691</b>	<b>7 266</b>	<b>8 400</b>	<b>9 353</b>	<b>10 539</b>	<b>0</b>	<b>0</b>	<b>0</b>
<b>300 INCOME</b>	<b>17 152</b>	<b>20 023</b>	<b>21 739</b>	<b>25 249</b>	<b>27 767</b>	<b>37 594</b>	<b>42 937</b>	<b>49 188</b>	<b>57 337</b>	<b>65 550</b>
310 Compensation of employees	1 456	1 558	1 604	1 795	1 858	2 478	2 954	3 913	4 607	4 621
320 Investment Income	15 696	18 465	20 136	23 454	25 909	35 117	39 983	45 275	52 731	60 929
<b>379 CURRENT TRANSFERS</b>	<b>21 002</b>	<b>21 821</b>	<b>22 580</b>	<b>25 593</b>	<b>26 170</b>	<b>28 677</b>	<b>40 312</b>	<b>42 081</b>	<b>45 559</b>	<b>49 255</b>
<b>993 CURRENT ACCOUNT</b>	<b>:</b>	<b>:</b>	<b>:</b>	<b>:</b>	<b>:</b>	<b>:</b>	<b>:</b>	<b>476 028</b>	<b>475 700</b>	<b>520 010</b>
<b>994 CAPITAL ACCOUNT</b>	<b>:</b>	<b>:</b>	<b>:</b>	<b>:</b>	<b>:</b>	<b>:</b>	<b>:</b>	<b>405</b>	<b>763</b>	<b>1 155</b>
<b>010 CURRENT + CAPITAL ACCOUNT</b>	<b>277 788</b>	<b>270 078</b>	<b>277 159</b>	<b>300 122</b>	<b>338 817</b>	<b>383 594</b>	<b>444 324</b>	<b>476 434</b>	<b>476 464</b>	<b>521 164</b>
<b>995 FINANCIAL ACCOUNT</b>	<b>.</b>	<b>.</b>	<b>.</b>	<b>.</b>	<b>.</b>	<b>.</b>	<b>.</b>	<b>.</b>	<b>.</b>	<b>.</b>
<b>998 NET ERRORS AND OMISSIONS</b>	<b>.</b>	<b>.</b>	<b>.</b>	<b>.</b>	<b>.</b>	<b>.</b>	<b>.</b>	<b>.</b>	<b>.</b>	<b>.</b>

**8.1.**
**Reporter: Germany**
**Partner: World**

	(Mio ECU)									
	1985	1986	1987	1988	1989	1990	1991	1992	1993	1994
	<b>Net</b>									
<b>100 GOODS</b>	<b>36 960</b>	<b>56 181</b>	<b>60 560</b>	<b>67 562</b>	<b>70 474</b>	<b>56 584</b>	<b>18 391</b>	<b>20 512</b>	<b>33 939</b>	<b>41 394</b>
<b>200 SERVICES</b>	<b>-5 739</b>	<b>-6 637</b>	<b>-9 431</b>	<b>-13 011</b>	<b>-11 999</b>	<b>-14 770</b>	<b>-19 810</b>	<b>-21 048</b>	<b>-26 914</b>	<b>-31 793</b>
<b>205 Transportation</b>	<b>-1 257</b>	<b>-1 405</b>	<b>-1 661</b>	<b>-1 846</b>	<b>-1 849</b>	<b>-2 320</b>	<b>-3 501</b>	<b>-3 676</b>	<b>-3 599</b>	<b>-4 225</b>
206 Sea transport	-327	-647	-711	-746	-690	-593	-1 310	-1 693	-1 294	-1 801
207 Passenger transport on sea	-345	-363	-332	-363	-394	-412	-471	-287	-395	-444
208 Freight transport on sea	18	-284	-379	-383	-296	-180	-839	-425	154	136
209 Support. auxiliary and other services	:	:	:	:	:	:	:	-981	-1 054	-1 493
210 Air transport	870	727	568	727	940	940	911	681	755	1 004
211 Passenger transport by air	234	-13	-158	-28	243	239	83	-150	-30	26
212 Freight transport by air	636	740	726	755	697	701	828	844	871	806
213 Supporting, auxiliary and other services	:	:	:	:	:	:	:	-13	-86	173
214 Other transportation	-1 799	-1 486	-1 518	-1 827	-2 098	-2 668	-3 103	-2 664	-3 060	-3 428
<b>236 Travel</b>	<b>-10 660</b>	<b>-11 919</b>	<b>-13 446</b>	<b>-13 955</b>	<b>-13 705</b>	<b>-14 942</b>	<b>-16 672</b>	<b>-19 737</b>	<b>-23 187</b>	<b>-25 861</b>
<b>981 Other services</b>	<b>6 363</b>	<b>7 653</b>	<b>6 885</b>	<b>4 739</b>	<b>4 462</b>	<b>4 112</b>	<b>2 987</b>	<b>2 364</b>	<b>-128</b>	<b>-1 708</b>
245 Communications services	-213	-158	-164	-127	-109	-131	-238	-401	-662	-675
249 Construction services	927	1 244	986	494	494	245	424	371	-86	-646
253 Insurance services	-750	-449	-329	-663	-906	-1 156	-1 379	214	254	443
260 Financial services	407	597	542	680	645	464	607	786	1 222	845
262 Computer and information services	:	:	:	:	:	:	:	-73	-107	2
266 Royalties and licence fees	-786	-1 022	-1 126	-1 248	-1 527	-1 430	-1 892	-1 881	-2 042	-1 952
268 Other business services	-2 143	-1 417	-1 894	-2 651	-3 138	-2 784	-3 008	-4 058	-4 326	-4 189
269 Merchanting and other trade-related serv.	-1 155	-1 079	-1 513	-2 133	-2 319	-1 997	-1 358	-2 381	-2 866	-2 921
270 Merchanting	2 131	2 240	1 856	1 372	1 533	1 998	2 755	1 955	1 377	1 628
271 Other trade related services	-3 286	-3 320	-3 370	-3 505	-3 852	-3 995	-4 112	-4 336	-4 243	-4 550
272 Operational leasing	:	:	:	:	:	:	:	0	73	117
273 Misc. business, prof. and technical serv.	-989	-338	-381	-519	-819	-786	-1 650	-1 677	-1 534	-1 386
274 Legal, account., man., cons. and pub. rel.	:	:	:	:	:	:	:	-1 052	-1 607	-1 691
278 Adv., market res. and polling	-475	-426	-483	-462	-491	-692	-840	-915	-927	-784
279 Research and development	:	:	:	:	:	:	:	-90	91	462
280 Architect., engin. and other technical	:	:	:	:	:	:	:	-72	-260	-99
281 Agric., mining and on-site processing	:	:	:	:	:	:	:	-105	-143	-103
284 Other	:	:	:	:	:	:	:	1 189	1 974	2 042
285 Serv. between affiliated enterprises, nie	:	:	:	:	:	:	:	-631	-662	-1 212
287 Personal, cultural and recreational services	-168	-211	-210	-314	-334	-581	-787	-843	-1 149	-1 357
288 Audio-visual and related services	:	:	:	:	:	:	:	-843	-1 149	-1 357
289 Other personal, cultural and recreational	:	:	:	:	:	:	:	:	:	:
291 Government services, n i e	9 089	9 068	9 081	8 568	9 338	9 485	9 259	8 248	6 768	5 822
<b>982 Services not allocated</b>	<b>-186</b>	<b>-966</b>	<b>-1 209</b>	<b>-1 949</b>	<b>-907</b>	<b>-1 620</b>	<b>-2 623</b>	<b>0</b>	<b>0</b>	<b>0</b>
<b>300 INCOME</b>	<b>1 986</b>	<b>1 460</b>	<b>2 586</b>	<b>2 826</b>	<b>9 359</b>	<b>9 296</b>	<b>12 653</b>	<b>10 397</b>	<b>8 439</b>	<b>-928</b>
310 Compensation of employees	-624	-745	-685	-773	-665	-869	-1 230	-1 858	-2 456	-2 456
320 Investment Income	2 610	2 206	3 271	3 599	10 024	10 165	13 883	12 254	10 895	1 528
<b>379 CURRENT TRANSFERS</b>	<b>-13 067</b>	<b>-12 713</b>	<b>-14 050</b>	<b>-15 324</b>	<b>-16 284</b>	<b>-17 779</b>	<b>-28 517</b>	<b>-27 185</b>	<b>-30 120</b>	<b>-31 909</b>
<b>993 CURRENT ACCOUNT</b>	<b>:</b>	<b>:</b>	<b>:</b>	<b>:</b>	<b>:</b>	<b>:</b>	<b>:</b>	<b>-17 325</b>	<b>-14 656</b>	<b>-23 236</b>
<b>994 CAPITAL ACCOUNT</b>	<b>:</b>	<b>:</b>	<b>:</b>	<b>:</b>	<b>:</b>	<b>:</b>	<b>:</b>	<b>457</b>	<b>413</b>	<b>162</b>
<b>010 CURRENT + CAPITAL ACCOUNT</b>	<b>20 139</b>	<b>38 292</b>	<b>39 665</b>	<b>42 053</b>	<b>51 550</b>	<b>33 331</b>	<b>-17 283</b>	<b>-16 869</b>	<b>-14 243</b>	<b>-23 073</b>
<b>995 FINANCIAL ACCOUNT</b>	<b>:</b>	<b>:</b>	<b>:</b>	<b>:</b>	<b>:</b>	<b>:</b>	<b>:</b>	<b>12 341</b>	<b>26 144</b>	<b>29 524</b>
<b>998 NET ERRORS AND OMISSIONS</b>	<b>:</b>	<b>:</b>	<b>:</b>	<b>:</b>	<b>:</b>	<b>:</b>	<b>:</b>	<b>4 526</b>	<b>-11 902</b>	<b>-6 450</b>

## 8.1.

Reporter: Germany

Partner: World

	(in %)									
	1985	1986	1987	1988	1989	1990	1991	1992	1993	1994
	<b>Cover ratio</b>									
<b>100 GOODS</b>	<b>119</b>	<b>131</b>	<b>134</b>	<b>135</b>	<b>131</b>	<b>123</b>	<b>106</b>	<b>107</b>	<b>112</b>	<b>113</b>
<b>200 SERVICES</b>	<b>88</b>	<b>87</b>	<b>82</b>	<b>77</b>	<b>80</b>	<b>78</b>	<b>73</b>	<b>71</b>	<b>66</b>	<b>62</b>
<b>205 Transportation</b>	<b>90</b>	<b>88</b>	<b>85</b>	<b>85</b>	<b>86</b>	<b>84</b>	<b>79</b>	<b>78</b>	<b>79</b>	<b>77</b>
206 Sea transport	92	82	79	76	79	82	67	69	77	72
207 Passenger transport on sea	9	9	10	9	9	11	10	12	5	4
208 Freight transport on sea	100	91	87	86	90	94	76	87	105	104
209 Support. auxiliary and other services	:	:	:	:	:	:	:	47	47	35
210 Air transport	138	132	123	126	130	127	123	112	113	117
211 Passenger transport by air	111	99	93	99	109	107	102	96	99	101
212 Freight transport by air	1 173	1 186	1 518	758	365	372	389	490	493	463
213 Supporting, auxiliary and other services	:	:	:	:	:	:	:	99	95	110
214 Other transportation	70	73	72	70	69	67	66	52	47	45
<b>236 Travel</b>	<b>37</b>	<b>35</b>	<b>33</b>	<b>34</b>	<b>36</b>	<b>36</b>	<b>34</b>	<b>31</b>	<b>29</b>	<b>26</b>
<b>981 Other services</b>	<b>143</b>	<b>155</b>	<b>148</b>	<b>131</b>	<b>126</b>	<b>122</b>	<b>114</b>	<b>109</b>	<b>100</b>	<b>95</b>
245 Communications services	77	84	84	89	90	89	79	81	41	45
249 Construction services	131	155	150	127	125	111	116	112	98	83
253 Insurance services	4	39	58	29	.	.	.	142	142	163
260 Financial services	482	650	579	762	452	296	346	386	445	325
262 Computer and information services	:	:	:	:	:	:	:	83	85	100
266 Royalties and licence fees	51	48	47	46	44	52	45	46	46	49
268 Other business services	69	78	73	64	64	71	72	74	75	77
269 Merchanting and other trade-related serv.	70	72	62	47	48	57	72	57	53	52
270 Merchanting	:	:	:	:	:	:	:	527	247	382
271 Other trade related services	13	14	14	13	14	15	15	15	17	18
272 Operational leasing	:	:	:	:	:	:	:	:	161	203
273 Misc. business, prof. and technical serv.	69	87	88	85	81	84	72	83	86	88
274 Legal, account., man., cons. and pub. rel.	:	:	:	:	:	:	:	46	37	41
278 Adv., market res. and polling	46	49	49	52	56	47	42	44	46	54
279 Research and development	:	:	:	:	:	:	:	96	104	121
280 Architect., engin. and other technical	:	:	:	:	:	:	:	95	86	94
281 Agric., mining and on-site processing	:	:	:	:	:	:	:	12	11	19
284 Other	:	:	:	:	:	:	:	219	304	317
285 Serv. between affiliated enterprises, nie	:	:	:	:	:	:	:	59	60	44
287 Personal, cultural and recreational services	19	15	17	13	18	15	10	7	9	9
288 Audio-visual and related services	:	:	:	:	:	:	:	7	9	9
289 Other personal, cultural and recreational	:	:	:	:	:	:	:	:	:	:
291 Government services, n i e	953	1 015	924	759	751	737	726	841	632	644
<b>982 Services not allocated</b>	<b>96</b>	<b>84</b>	<b>82</b>	<b>73</b>	<b>89</b>	<b>83</b>	<b>75</b>	:	:	:
<b>300 INCOME</b>	<b>112</b>	<b>107</b>	<b>112</b>	<b>111</b>	<b>134</b>	<b>125</b>	<b>129</b>	<b>121</b>	<b>115</b>	<b>99</b>
310 Compensation of employees	57	52	57	57	64	65	58	53	47	47
320 Investment Income	117	112	116	115	139	129	135	127	121	103
<b>379 CURRENT TRANSFERS</b>	<b>38</b>	<b>42</b>	<b>38</b>	<b>40</b>	<b>38</b>	<b>38</b>	<b>29</b>	<b>35</b>	<b>34</b>	<b>35</b>
<b>993 CURRENT ACCOUNT</b>	:	:	:	:	:	:	:	<b>96</b>	<b>97</b>	<b>96</b>
<b>994 CAPITAL ACCOUNT</b>	:	:	:	:	:	:	:	<b>213</b>	<b>154</b>	<b>114</b>
<b>010 CURRENT + CAPITAL ACCOUNT</b>	<b>107</b>	<b>114</b>	<b>114</b>	<b>114</b>	<b>115</b>	<b>109</b>	<b>96</b>	<b>96</b>	<b>97</b>	<b>96</b>
<b>995 FINANCIAL ACCOUNT</b>	.	.	.	.	.	.	.	.	.	.
<b>998 NET ERRORS AND OMISSIONS</b>	.	.	.	.	.	.	.	.	.	.

## 8.2.

Reporter: Germany

Partner: Intra EUR15

	(Mio ECU)									
	1985	1986	1987	1988	1989	1990	1991	1992	1993	1994
	<b>Credit</b>									
100 GOODS	:	:	:	:	:	:	:	210 476	191 481	210 087
200 SERVICES	:	:	:	:	:	:	:	25 260	26 382	26 175
205 Transportation	:	:	:	:	:	:	:	6 103	6 429	6 703
206 Sea transport	:	:	:	:	:	:	:	1 632	2 121	2 309
207 Passenger transport on sea	:	:	:	:	:	:	:	27	15	16
208 Freight transport on sea	:	:	:	:	:	:	:	1 271	1 723	1 922
209 Support. auxiliary and other services	:	:	:	:	:	:	:	334	383	371
210 Air transport	:	:	:	:	:	:	:	2 386	2 359	2 444
211 Passenger transport by air	:	:	:	:	:	:	:	1 412	1 401	1 496
212 Freight transport by air	:	:	:	:	:	:	:	243	219	225
213 Supporting, auxiliary and other services	:	:	:	:	:	:	:	731	738	723
214 Other transportation	:	:	:	:	:	:	:	2 085	1 950	1 950
236 Travel	:	:	:	:	:	:	:	6 209	6 298	6 281
981 Other services	:	:	:	:	:	:	:	12 947	13 655	13 190
245 Communications services	:	:	:	:	:	:	:	661	180	226
249 Construction services	:	:	:	:	:	:	:	1 214	1 167	760
253 Insurance services	:	:	:	:	:	:	:	397	429	595
260 Financial services	:	:	:	:	:	:	:	593	1 044	780
262 Computer and information services	:	:	:	:	:	:	:	224	430	476
266 Royalties and licence fees	:	:	:	:	:	:	:	676	747	827
268 Other business services	:	:	:	:	:	:	:	6 541	7 165	7 691
269 Merchanting and other trade-related serv.	:	:	:	:	:	:	:	1 651	1 594	1 562
270 Merchanting	:	:	:	:	:	:	:	1 243	1 047	1 001
271 Other trade related services	:	:	:	:	:	:	:	408	546	560
272 Operational leasing	:	:	:	:	:	:	:	0	92	113
273 Misc. business, prof. and technical serv.	:	:	:	:	:	:	:	4 890	5 479	6 017
274 Legal, account., man., cons. and pub. rel.	:	:	:	:	:	:	:	507	477	626
278 Adv., market res. and polling	:	:	:	:	:	:	:	481	522	635
279 Research and development	:	:	:	:	:	:	:	1 336	1 657	1 958
280 Architect., engin. and other technical	:	:	:	:	:	:	:	849	784	828
281 Agric., mining and on-site processing	:	:	:	:	:	:	:	5	7	17
284 Other	:	:	:	:	:	:	:	1 226	1 510	1 524
285 Serv. between affiliated enterprises, nie	:	:	:	:	:	:	:	486	523	429
287 Personal, cultural and recreational services	:	:	:	:	:	:	:	48	100	109
288 Audio-visual and related services	:	:	:	:	:	:	:	48	100	109
289 Other personal, cultural and recreational	:	:	:	:	:	:	:	:	:	:
291 Government services, n i e	:	:	:	:	:	:	:	2 593	2 394	1 727
982 Services not allocated	:	:	:	:	:	:	:	0	0	0
300 INCOME	:	:	:	:	:	:	:	36 767	41 802	40 448
310 Compensation of employees	:	:	:	:	:	:	:	568	604	610
320 Investment Income	:	:	:	:	:	:	:	36 199	41 198	39 838
379 CURRENT TRANSFERS	:	:	:	:	:	:	:	10 477	10 927	11 816
993 CURRENT ACCOUNT	:	:	:	:	:	:	:	282 980	270 592	288 525
994 CAPITAL ACCOUNT	:	:	:	:	:	:	:	:	:	:
010 CURRENT + CAPITAL ACCOUNT	:	:	:	:	:	:	:	:	:	:
995 FINANCIAL ACCOUNT	.	.	.	.	.	.	.	.	.	.
998 NET ERRORS AND OMISSIONS	.	.	.	.	.	.	.	.	.	.

## 8.2.

Reporter: Germany

Partner: Intra EUR15

	(Mio ECU)									
	1985	1986	1987	1988	1989	1990	1991	1992	1993	1994
	<b>Debit</b>									
100 GOODS	:	:	:	:	:	:	:	187 426	165 406	180 194
200 SERVICES	:	:	:	:	:	:	:	41 401	45 107	47 375
205 Transportation	:	:	:	:	:	:	:	9 151	9 217	10 108
206 Sea transport	:	:	:	:	:	:	:	2 690	2 719	3 024
207 Passenger transport on sea	:	:	:	:	:	:	:	277	332	383
208 Freight transport on sea	:	:	:	:	:	:	:	1 634	1 588	1 698
209 Support. auxiliary and other services	:	:	:	:	:	:	:	779	799	943
210 Air transport	:	:	:	:	:	:	:	2 718	2 704	2 757
211 Passenger transport by air	:	:	:	:	:	:	:	1 688	1 621	1 663
212 Freight transport by air	:	:	:	:	:	:	:	85	87	86
213 Supporting, auxiliary and other services	:	:	:	:	:	:	:	945	997	1 007
214 Other transportation	:	:	:	:	:	:	:	3 744	3 794	4 327
236 Travel	:	:	:	:	:	:	:	19 080	21 644	23 347
981 Other services	:	:	:	:	:	:	:	13 169	14 246	13 920
245 Communications services	:	:	:	:	:	:	:	954	473	474
249 Construction services	:	:	:	:	:	:	:	1 583	1 983	1 784
253 Insurance services	:	:	:	:	:	:	:	288	334	365
260 Financial services	:	:	:	:	:	:	:	200	247	236
262 Computer and information services	:	:	:	:	:	:	:	247	428	396
266 Royalties and licence fees	:	:	:	:	:	:	:	1 145	1 186	1 156
268 Other business services	:	:	:	:	:	:	:	7 965	8 602	8 485
269 Merchanting and other trade-related serv.	:	:	:	:	:	:	:	2 387	2 477	2 325
270 Merchanting	:	:	:	:	:	:	:	233	442	282
271 Other trade related services	:	:	:	:	:	:	:	2 154	2 035	2 043
272 Operational leasing	:	:	:	:	:	:	:	0	85	88
273 Misc. business, prof. and technical serv.	:	:	:	:	:	:	:	5 579	6 041	6 073
274 Legal, account., man., cons. and pub. rel.	:	:	:	:	:	:	:	930	1 213	1 352
278 Adv., market res. and polling	:	:	:	:	:	:	:	948	941	908
279 Research and development	:	:	:	:	:	:	:	1 292	1 393	1 284
280 Architect., engin. and other technical	:	:	:	:	:	:	:	1 047	1 123	976
281 Agric., mining and on-site processing	:	:	:	:	:	:	:	110	145	117
284 Other	:	:	:	:	:	:	:	535	509	491
285 Serv. between affiliated enterprises, nie	:	:	:	:	:	:	:	716	717	944
287 Personal, cultural and recreational services	:	:	:	:	:	:	:	363	536	600
288 Audio-visual and related services	:	:	:	:	:	:	:	363	536	600
289 Other personal, cultural and recreational	:	:	:	:	:	:	:	:	:	:
291 Government services, n i e	:	:	:	:	:	:	:	423	458	425
982 Services not allocated	:	:	:	:	:	:	:	0	0	0
300 INCOME	:	:	:	:	:	:	:	30 102	37 404	42 282
310 Compensation of employees	:	:	:	:	:	:	:	2 271	2 433	2 410
320 Investment Income	:	:	:	:	:	:	:	27 830	34 971	39 872
379 CURRENT TRANSFERS	:	:	:	:	:	:	:	26 850	29 053	32 166
993 CURRENT ACCOUNT	:	:	:	:	:	:	:	285 778	276 969	302 017
994 CAPITAL ACCOUNT	:	:	:	:	:	:	:	:	:	:
010 CURRENT + CAPITAL ACCOUNT	:	:	:	:	:	:	:	:	:	:
995 FINANCIAL ACCOUNT	.	.	.	.	.	.	.	.	.	.
998 NET ERRORS AND OMISSIONS	.	.	.	.	.	.	.	.	.	.

## 8.2.

Reporter: Germany

Partner: Intra EUR15

	(Mio ECU)									
	1985	1986	1987	1988	1989	1990	1991	1992	1993	1994
	<b>Net</b>									
100 GOODS	:	:	:	:	:	:	:	23 050	26 075	29 892
200 SERVICES	:	:	:	:	:	:	:	-16 141	-18 725	-21 200
205 Transportation	:	:	:	:	:	:	:	-3 048	-2 788	-3 404
206 Sea transport	:	:	:	:	:	:	:	-1 057	-598	-715
207 Passenger transport on sea	:	:	:	:	:	:	:	-249	-317	-367
208 Freight transport on sea	:	:	:	:	:	:	:	-363	135	224
209 Support. auxiliary and other services	:	:	:	:	:	:	:	-445	-416	-572
210 Air transport	:	:	:	:	:	:	:	-332	-345	-313
211 Passenger transport by air	:	:	:	:	:	:	:	-276	-220	-168
212 Freight transport by air	:	:	:	:	:	:	:	158	133	139
213 Supporting, auxiliary and other services	:	:	:	:	:	:	:	-214	-258	-284
214 Other transportation	:	:	:	:	:	:	:	-1 659	-1 845	-2 376
236 Travel	:	:	:	:	:	:	:	-12 871	-15 346	-17 066
981 Other services	:	:	:	:	:	:	:	-222	-591	-730
245 Communications services	:	:	:	:	:	:	:	-294	-293	-247
249 Construction services	:	:	:	:	:	:	:	-369	-816	-1 024
253 Insurance services	:	:	:	:	:	:	:	109	96	230
260 Financial services	:	:	:	:	:	:	:	392	797	544
262 Computer and information services	:	:	:	:	:	:	:	-23	2	80
266 Royalties and licence fees	:	:	:	:	:	:	:	-470	-439	-329
268 Other business services	:	:	:	:	:	:	:	-423	-1 437	-794
269 Merchanting and other trade-related serv.	:	:	:	:	:	:	:	-736	-883	-764
270 Merchanting	:	:	:	:	:	:	:	1 011	605	719
271 Other trade related services	:	:	:	:	:	:	:	-1 745	-1 488	-1 483
272 Operational leasing	:	:	:	:	:	:	:	0	7	25
273 Misc. business, prof. and technical serv.	:	:	:	:	:	:	:	-688	-561	-56
274 Legal, account., man., cons. and pub. rel.	:	:	:	:	:	:	:	-423	-735	-726
278 Adv., market res. and polling	:	:	:	:	:	:	:	-468	-419	-273
279 Research and development	:	:	:	:	:	:	:	45	264	674
280 Architect., engin. and other technical	:	:	:	:	:	:	:	-198	-338	-148
281 Agric., mining and on-site processing	:	:	:	:	:	:	:	-104	-138	-100
284 Other	:	:	:	:	:	:	:	690	1 001	1 033
285 Serv. between affiliated enterprises, nie	:	:	:	:	:	:	:	-230	-194	-515
287 Personal, cultural and recreational services	:	:	:	:	:	:	:	-315	-436	-491
288 Audio-visual and related services	:	:	:	:	:	:	:	-315	-436	-491
289 Other personal, cultural and recreational	:	:	:	:	:	:	:	:	:	:
291 Government services, n i e	:	:	:	:	:	:	:	2 170	1 936	1 302
982 Services not allocated	:	:	:	:	:	:	:	0	0	0
300 INCOME	:	:	:	:	:	:	:	6 666	4 398	-1 834
310 Compensation of employees	:	:	:	:	:	:	:	-1 703	-1 829	-1 800
320 Investment Income	:	:	:	:	:	:	:	8 369	6 227	-34
379 CURRENT TRANSFERS	:	:	:	:	:	:	:	-16 373	-18 126	-20 350
993 CURRENT ACCOUNT	:	:	:	:	:	:	:	-2 798	-6 377	-13 492
994 CAPITAL ACCOUNT	:	:	:	:	:	:	:	:	:	:
010 CURRENT + CAPITAL ACCOUNT	:	:	:	:	:	:	:	:	:	:
995 FINANCIAL ACCOUNT	:	:	:	:	:	:	:	:	:	:
998 NET ERRORS AND OMISSIONS	:	:	:	:	:	:	:	:	:	:

## 8.2.

Reporter: Germany

Partner: Intra EUR15

	(in %)									
	1985	1986	1987	1988	1989	1990	1991	1992	1993	1994
	<b>Cover ratio</b>									
<b>100 GOODS</b>	:	:	:	:	:	:	:	112	116	117
<b>200 SERVICES</b>	:	:	:	:	:	:	:	61	58	55
<b>205 Transportation</b>	:	:	:	:	:	:	:	67	70	66
206 Sea transport	:	:	:	:	:	:	:	61	78	76
207 Passenger transport on sea	:	:	:	:	:	:	:	10	5	4
208 Freight transport on sea	:	:	:	:	:	:	:	78	108	113
209 Support. auxiliary and other services	:	:	:	:	:	:	:	43	48	39
210 Air transport	:	:	:	:	:	:	:	88	87	89
211 Passenger transport by air	:	:	:	:	:	:	:	84	86	90
212 Freight transport by air	:	:	:	:	:	:	:	287	253	261
213 Supporting, auxiliary and other services	:	:	:	:	:	:	:	77	74	72
214 Other transportation	:	:	:	:	:	:	:	56	51	45
<b>236 Travel</b>	:	:	:	:	:	:	:	33	29	27
<b>981 Other services</b>	:	:	:	:	:	:	:	98	96	95
245 Communications services	:	:	:	:	:	:	:	69	38	48
249 Construction services	:	:	:	:	:	:	:	77	59	43
253 Insurance services	:	:	:	:	:	:	:	138	129	163
260 Financial services	:	:	:	:	:	:	:	296	423	331
262 Computer and information services	:	:	:	:	:	:	:	91	100	120
266 Royalties and licence fees	:	:	:	:	:	:	:	59	63	72
268 Other business services	:	:	:	:	:	:	:	82	83	91
269 Merchanting and other trade-related serv.	:	:	:	:	:	:	:	69	64	67
270 Merchanting	:	:	:	:	:	:	:	534	237	355
271 Other trade related services	:	:	:	:	:	:	:	19	27	27
272 Operational leasing	:	:	:	:	:	:	:	:	108	128
273 Misc. business, prof. and technical serv.	:	:	:	:	:	:	:	88	91	99
274 Legal, account., man., cons. and pub. rel.	:	:	:	:	:	:	:	55	39	46
278 Adv., market res. and polling	:	:	:	:	:	:	:	51	55	70
279 Research and development	:	:	:	:	:	:	:	103	119	152
280 Architect., engin. and other technical	:	:	:	:	:	:	:	81	70	85
281 Agric., mining and on-site processing	:	:	:	:	:	:	:	5	5	14
284 Other	:	:	:	:	:	:	:	229	297	310
285 Serv. between affiliated enterprises, nie	:	:	:	:	:	:	:	68	73	45
287 Personal, cultural and recreational services	:	:	:	:	:	:	:	13	19	18
288 Audio-visual and related services	:	:	:	:	:	:	:	13	19	18
289 Other personal, cultural and recreational	:	:	:	:	:	:	:	:	:	:
291 Government services, n i e	:	:	:	:	:	:	:	613	523	407
<b>982 Services not allocated</b>	:	:	:	:	:	:	:	:	:	:
<b>300 INCOME</b>	:	:	:	:	:	:	:	122	112	96
310 Compensation of employees	:	:	:	:	:	:	:	25	25	25
320 Investment Income	:	:	:	:	:	:	:	130	118	100
<b>379 CURRENT TRANSFERS</b>	:	:	:	:	:	:	:	39	38	37
<b>993 CURRENT ACCOUNT</b>	:	:	:	:	:	:	:	99	98	96
<b>994 CAPITAL ACCOUNT</b>	:	:	:	:	:	:	:	:	:	:
<b>010 CURRENT + CAPITAL ACCOUNT</b>	:	:	:	:	:	:	:	:	:	:
<b>995 FINANCIAL ACCOUNT</b>	.	.	.	.	.	.	.	.	.	.
<b>998 NET ERRORS AND OMISSIONS</b>	.	.	.	.	.	.	.	.	.	.

**8.3.**
**Reporter: Germany**
**Partner: Extra EUR15**

	(Mio ECU)									
	1985	1986	1987	1988	1989	1990	1991	1992	1993	1994
	<b>Credit</b>									
<b>100 GOODS</b>	:	:	:	:	:	:	:	<b>121 484</b>	<b>134 525</b>	<b>150 818</b>
<b>200 SERVICES</b>	:	:	:	:	:	:	:	<b>26 088</b>	<b>26 254</b>	<b>26 296</b>
<b>205 Transportation</b>	:	:	:	:	:	:	:	<b>6 753</b>	<b>7 044</b>	<b>7 160</b>
206 Sea transport	:	:	:	:	:	:	:	2 161	2 260	2 306
207 Passenger transport on sea	:	:	:	:	:	:	:	12	8	5
208 Freight transport on sea	:	:	:	:	:	:	:	1 628	1 704	1 855
209 Support. auxiliary and other services	:	:	:	:	:	:	:	521	548	447
210 Air transport	:	:	:	:	:	:	:	3 805	3 975	4 034
211 Passenger transport by air	:	:	:	:	:	:	:	2 386	2 479	2 529
212 Freight transport by air	:	:	:	:	:	:	:	818	873	803
213 Supporting, auxiliary and other services	:	:	:	:	:	:	:	601	623	702
214 Other transportation	:	:	:	:	:	:	:	787	809	820
<b>236 Travel</b>	:	:	:	:	:	:	:	<b>2 509</b>	<b>2 943</b>	<b>2 941</b>
<b>981 Other services</b>	:	:	:	:	:	:	:	<b>16 825</b>	<b>16 268</b>	<b>16 195</b>
245 Communications services	:	:	:	:	:	:	:	1 022	280	332
249 Construction services	:	:	:	:	:	:	:	2 165	2 364	2 315
253 Insurance services	:	:	:	:	:	:	:	331	430	555
260 Financial services	:	:	:	:	:	:	:	459	531	437
262 Computer and information services	:	:	:	:	:	:	:	143	169	259
266 Royalties and licence fees	:	:	:	:	:	:	:	925	994	1 014
268 Other business services	:	:	:	:	:	:	:	4 992	5 835	6 099
269 Merchanting and other trade-related serv.	:	:	:	:	:	:	:	1 501	1 577	1 613
270 Merchanting	:	:	:	:	:	:	:	1 170	1 267	1 204
271 Other trade related services	:	:	:	:	:	:	:	332	309	408
272 Operational leasing	:	:	:	:	:	:	:	0	100	119
273 Misc. business, prof. and technical serv.	:	:	:	:	:	:	:	3 491	4 158	4 367
274 Legal, account., man., cons. and pub. rel.	:	:	:	:	:	:	:	399	464	563
278 Adv., market res. and polling	:	:	:	:	:	:	:	253	259	284
279 Research and development	:	:	:	:	:	:	:	764	763	722
280 Architect., engin. and other technical	:	:	:	:	:	:	:	666	758	827
281 Agric., mining and on-site processing	:	:	:	:	:	:	:	9	10	7
284 Other	:	:	:	:	:	:	:	963	1 431	1 458
285 Serv. between affiliated enterprises, nie	:	:	:	:	:	:	:	438	473	506
287 Personal, cultural and recreational services	:	:	:	:	:	:	:	19	18	19
288 Audio-visual and related services	:	:	:	:	:	:	:	19	18	19
289 Other personal, cultural and recreational	:	:	:	:	:	:	:	:	:	:
291 Government services, n i e	:	:	:	:	:	:	:	6 769	5 647	5 166
<b>982 Services not allocated</b>	:	:	:	:	:	:	:	<b>0</b>	<b>0</b>	<b>0</b>
<b>300 INCOME</b>	:	:	:	:	:	:	:	<b>22 816</b>	<b>23 973</b>	<b>24 156</b>
310 Compensation of employees	:	:	:	:	:	:	:	1 487	1 547	1 555
320 Investment Income	:	:	:	:	:	:	:	21 329	22 426	22 601
<b>379 CURRENT TRANSFERS</b>	:	:	:	:	:	:	:	<b>4 417</b>	<b>4 509</b>	<b>5 526</b>
<b>993 CURRENT ACCOUNT</b>	:	:	:	:	:	:	:	<b>174 805</b>	<b>189 260</b>	<b>206 796</b>
<b>994 CAPITAL ACCOUNT</b>	:	:	:	:	:	:	:	:	:	:
<b>010 CURRENT + CAPITAL ACCOUNT</b>	:	:	:	:	:	:	:	:	:	:
<b>995 FINANCIAL ACCOUNT</b>	.	.	.	.	.	.	.	.	.	.
<b>998 NET ERRORS AND OMISSIONS</b>	.	.	.	.	.	.	.	.	.	.



8.3.

Reporter: Germany

Partner: Extra EUR15

	(Mio ECU)									
	1985	1986	1987	1988	1989	1990	1991	1992	1993	1994
	<b>Debit</b>									
<b>100 GOODS</b>	:	:	:	:	:	:	:	124 362	127 302	138 980
<b>200 SERVICES</b>	:	:	:	:	:	:	:	31 398	34 852	37 357
<b>205 Transportation</b>	:	:	:	:	:	:	:	7 749	8 256	8 458
206 Sea transport	:	:	:	:	:	:	:	2 797	2 956	3 392
207 Passenger transport on sea	:	:	:	:	:	:	:	49	86	82
208 Freight transport on sea	:	:	:	:	:	:	:	1 690	1 684	1 943
209 Support. auxiliary and other services	:	:	:	:	:	:	:	1 057	1 186	1 367
210 Air transport	:	:	:	:	:	:	:	3 159	3 276	3 194
211 Passenger transport by air	:	:	:	:	:	:	:	2 259	2 289	2 335
212 Freight transport by air	:	:	:	:	:	:	:	131	134	135
213 Supporting, auxiliary and other services	:	:	:	:	:	:	:	769	853	724
214 Other transportation	:	:	:	:	:	:	:	1 793	2 024	1 872
<b>236 Travel</b>	:	:	:	:	:	:	:	9 400	10 789	11 725
<b>981 Other services</b>	:	:	:	:	:	:	:	14 250	15 807	17 174
245 Communications services	:	:	:	:	:	:	:	1 130	649	758
249 Construction services	:	:	:	:	:	:	:	1 425	1 634	1 938
253 Insurance services	:	:	:	:	:	:	:	225	272	342
260 Financial services	:	:	:	:	:	:	:	75	107	138
262 Computer and information services	:	:	:	:	:	:	:	193	279	337
266 Royalties and licence fees	:	:	:	:	:	:	:	2 336	2 598	2 637
268 Other business services	:	:	:	:	:	:	:	7 627	8 724	9 494
269 Merchanting and other trade-related serv.	:	:	:	:	:	:	:	3 147	3 560	3 770
270 Merchanting	:	:	:	:	:	:	:	225	495	295
271 Other trade related services	:	:	:	:	:	:	:	2 922	3 064	3 475
272 Operational leasing	:	:	:	:	:	:	:	0	34	27
273 Misc. business, prof. and technical serv.	:	:	:	:	:	:	:	4 480	5 130	5 697
274 Legal, account., man., cons. and pub. rel.	:	:	:	:	:	:	:	1 029	1 335	1 529
278 Adv., market res. and polling	:	:	:	:	:	:	:	700	766	795
279 Research and development	:	:	:	:	:	:	:	898	936	934
280 Architect., engin. and other technical	:	:	:	:	:	:	:	540	680	778
281 Agric., mining and on-site processing	:	:	:	:	:	:	:	9	15	10
284 Other	:	:	:	:	:	:	:	464	457	449
285 Serv. between affiliated enterprises, nie	:	:	:	:	:	:	:	838	941	1 203
287 Personal, cultural and recreational services	:	:	:	:	:	:	:	548	729	884
288 Audio-visual and related services	:	:	:	:	:	:	:	548	729	884
289 Other personal, cultural and recreational	:	:	:	:	:	:	:	:	:	:
291 Government services, n i e	:	:	:	:	:	:	:	690	814	645
<b>982 Services not allocated</b>	:	:	:	:	:	:	:	0	0	0
<b>300 INCOME</b>	:	:	:	:	:	:	:	19 085	19 929	23 259
310 Compensation of employees	:	:	:	:	:	:	:	1 642	2 173	2 211
320 Investment Income	:	:	:	:	:	:	:	17 444	17 756	21 047
<b>379 CURRENT TRANSFERS</b>	:	:	:	:	:	:	:	15 059	16 314	16 931
<b>993 CURRENT ACCOUNT</b>	:	:	:	:	:	:	:	189 904	198 397	216 526
<b>994 CAPITAL ACCOUNT</b>	:	:	:	:	:	:	:	:	:	:
<b>010 CURRENT + CAPITAL ACCOUNT</b>	:	:	:	:	:	:	:	:	:	:
<b>995 FINANCIAL ACCOUNT</b>	.	.	.	.	.	.	.	.	.	.
<b>998 NET ERRORS AND OMISSIONS</b>	.	.	.	.	.	.	.	.	.	.

**8.3.**
**Reporter: Germany**
**Partner: Extra EUR15**

(Mio ECU)

	1985	1986	1987	1988	1989	1990	1991	1992	1993	1994
	<b>Net</b>									
<b>100 GOODS</b>	:	:	:	:	:	:	:	-2 878	7 223	11 838
<b>200 SERVICES</b>	:	:	:	:	:	:	:	-5 310	-8 597	-11 061
<b>205 Transportation</b>	:	:	:	:	:	:	:	-995	-1 213	-1 297
206 Sea transport	:	:	:	:	:	:	:	-636	-696	-1 086
207 Passenger transport on sea	:	:	:	:	:	:	:	-38	-78	-77
208 Freight transport on sea	:	:	:	:	:	:	:	-62	20	-88
209 Support. auxiliary and other services	:	:	:	:	:	:	:	-536	-638	-921
210 Air transport	:	:	:	:	:	:	:	646	699	840
211 Passenger transport by air	:	:	:	:	:	:	:	127	190	194
212 Freight transport by air	:	:	:	:	:	:	:	687	738	667
213 Supporting, auxiliary and other services	:	:	:	:	:	:	:	-167	-229	-21
214 Other transportation	:	:	:	:	:	:	:	-1 005	-1 216	-1 052
<b>236 Travel</b>	:	:	:	:	:	:	:	-6 890	-7 846	-8 785
<b>981 Other services</b>	:	:	:	:	:	:	:	2 576	461	-979
245 Communications services	:	:	:	:	:	:	:	-108	-369	-427
249 Construction services	:	:	:	:	:	:	:	740	730	377
253 Insurance services	:	:	:	:	:	:	:	106	159	213
260 Financial services	:	:	:	:	:	:	:	384	423	298
262 Computer and information services	:	:	:	:	:	:	:	-50	-109	-77
266 Royalties and licence fees	:	:	:	:	:	:	:	-1 411	-1 604	-1 623
268 Other business services	:	:	:	:	:	:	:	-2 635	-2 889	-3 395
269 Merchunting and other trade-related serv.	:	:	:	:	:	:	:	-1 646	-1 983	-2 157
270 Merchunting	:	:	:	:	:	:	:	945	772	909
271 Other trade related services	:	:	:	:	:	:	:	-2 591	-2 755	-3 066
272 Operational leasing	:	:	:	:	:	:	:	0	66	93
273 Misc. business, prof. and technical serv.	:	:	:	:	:	:	:	-989	-972	-1 330
274 Legal, account., man., cons. and pub. rel.	:	:	:	:	:	:	:	-630	-871	-966
278 Adv., market res. and polling	:	:	:	:	:	:	:	-447	-508	-510
279 Research and development	:	:	:	:	:	:	:	-135	-173	-212
280 Architect., engin. and other technical	:	:	:	:	:	:	:	126	78	49
281 Agric., mining and on-site processing	:	:	:	:	:	:	:	0	-5	-3
284 Other	:	:	:	:	:	:	:	499	974	1 010
285 Serv. between affiliated enterprises, nie	:	:	:	:	:	:	:	-401	-468	-698
287 Personal, cultural and recreational services	:	:	:	:	:	:	:	-529	-712	-866
288 Audio-visual and related services	:	:	:	:	:	:	:	-529	-712	-866
289 Other personal, cultural and recreational	:	:	:	:	:	:	:	:	:	:
291 Government services, n i e	:	:	:	:	:	:	:	6 079	4 832	4 520
<b>982 Services not allocated</b>	:	:	:	:	:	:	:	0	0	0
<b>300 INCOME</b>	:	:	:	:	:	:	:	3 730	4 043	897
310 Compensation of employees	:	:	:	:	:	:	:	-155	-626	-657
320 Investment Income	:	:	:	:	:	:	:	3 885	4 670	1 553
<b>379 CURRENT TRANSFERS</b>	:	:	:	:	:	:	:	-10 642	-11 806	-11 405
<b>993 CURRENT ACCOUNT</b>	:	:	:	:	:	:	:	-15 099	-9 137	-9 731
<b>994 CAPITAL ACCOUNT</b>	:	:	:	:	:	:	:	:	:	:
<b>010 CURRENT + CAPITAL ACCOUNT</b>	:	:	:	:	:	:	:	:	:	:
<b>995 FINANCIAL ACCOUNT</b>	:	:	:	:	:	:	:	:	:	:
<b>998 NET ERRORS AND OMISSIONS</b>	:	:	:	:	:	:	:	:	:	:

## 8.3.

Reporter: Germany

Partner: Extra EUR15

	(in %)									
	1985	1986	1987	1988	1989	1990	1991	1992	1993	1994
	<b>Cover ratio</b>									
<b>100 GOODS</b>	:	:	:	:	:	:	:	98	106	109
<b>200 SERVICES</b>	:	:	:	:	:	:	:	83	75	70
<b>205 Transportation</b>	:	:	:	:	:	:	:	87	85	85
206 Sea transport	:	:	:	:	:	:	:	77	76	68
207 Passenger transport on sea	:	:	:	:	:	:	:	24	9	6
208 Freight transport on sea	:	:	:	:	:	:	:	96	101	95
209 Support. auxiliary and other services	:	:	:	:	:	:	:	49	46	33
210 Air transport	:	:	:	:	:	:	:	120	121	126
211 Passenger transport by air	:	:	:	:	:	:	:	106	108	108
212 Freight transport by air	:	:	:	:	:	:	:	623	650	594
213 Supporting, auxiliary and other services	:	:	:	:	:	:	:	78	73	97
214 Other transportation	:	:	:	:	:	:	:	44	40	44
<b>236 Travel</b>	:	:	:	:	:	:	:	27	27	25
<b>981 Other services</b>	:	:	:	:	:	:	:	118	103	94
245 Communications services	:	:	:	:	:	:	:	90	43	44
249 Construction services	:	:	:	:	:	:	:	152	145	119
253 Insurance services	:	:	:	:	:	:	:	147	158	162
260 Financial services	:	:	:	:	:	:	:	614	494	316
262 Computer and information services	:	:	:	:	:	:	:	74	61	77
266 Royalties and licence fees	:	:	:	:	:	:	:	40	38	38
268 Other business services	:	:	:	:	:	:	:	65	67	64
269 Merchating and other trade-related serv.	:	:	:	:	:	:	:	48	44	43
270 Merchating	:	:	:	:	:	:	:	521	256	408
271 Other trade related services	:	:	:	:	:	:	:	11	10	12
272 Operational leasing	:	:	:	:	:	:	:	:	294	449
273 Misc. business, prof. and technical serv.	:	:	:	:	:	:	:	78	81	77
274 Legal, account., man., cons. and pub. rel.	:	:	:	:	:	:	:	39	35	37
278 Adv., market res. and polling	:	:	:	:	:	:	:	36	34	36
279 Research and development	:	:	:	:	:	:	:	85	82	77
280 Architect., engin. and other technical	:	:	:	:	:	:	:	123	112	106
281 Agric., mining and on-site processing	:	:	:	:	:	:	:	100	66	68
284 Other	:	:	:	:	:	:	:	208	313	325
285 Serv. between affiliated enterprises, nie	:	:	:	:	:	:	:	52	50	42
287 Personal, cultural and recreational services	:	:	:	:	:	:	:	4	2	2
288 Audio-visual and related services	:	:	:	:	:	:	:	4	2	2
289 Other personal, cultural and recreational	:	:	:	:	:	:	:	:	:	:
291 Government services, n i e	:	:	:	:	:	:	:	980	693	801
<b>982 Services not allocated</b>	:	:	:	:	:	:	:	:	:	:
<b>300 INCOME</b>	:	:	:	:	:	:	:	120	120	104
310 Compensation of employees	:	:	:	:	:	:	:	91	71	70
320 Investment Income	:	:	:	:	:	:	:	122	126	107
<b>379 CURRENT TRANSFERS</b>	:	:	:	:	:	:	:	29	28	33
<b>993 CURRENT ACCOUNT</b>	:	:	:	:	:	:	:	92	95	96
<b>994 CAPITAL ACCOUNT</b>	:	:	:	:	:	:	:	:	:	:
<b>010 CURRENT + CAPITAL ACCOUNT</b>	:	:	:	:	:	:	:	:	:	:
<b>995 FINANCIAL ACCOUNT</b>	.	.	.	.	.	.	.	.	.	.
<b>998 NET ERRORS AND OMISSIONS</b>	.	.	.	.	.	.	.	.	.	.

## 8.4.

Reporter: Germany

Partner: Intra EUR12

	(Mio ECU)									
	1985	1986	1987	1988	1989	1990	1991	1992	1993	1994
	<b>Credit</b>									
<b>100 GOODS</b>	<b>110 184</b>	<b>117 607</b>	<b>125 475</b>	<b>140 201</b>	<b>160 180</b>	<b>161 583</b>	<b>162 879</b>	<b>180 322</b>	<b>162 781</b>	<b>178 072</b>
<b>200 SERVICES</b>	<b>14 299</b>	<b>15 561</b>	<b>16 116</b>	<b>15 979</b>	<b>18 788</b>	<b>20 010</b>	<b>21 195</b>	<b>21 181</b>	<b>22 588</b>	<b>22 143</b>
<b>205 Transportation</b>	<b>3 887</b>	<b>3 665</b>	<b>3 617</b>	<b>3 642</b>	<b>4 137</b>	<b>4 545</b>	<b>4 863</b>	<b>4 950</b>	<b>5 391</b>	<b>5 585</b>
206 Sea transport	1 386	1 176	1 091	954	1 015	1 064	1 043	1 351	1 859	2 033
207 Passenger transport on sea	7	8	6	5	5	6	4	3	3	3
208 Freight transport on sea	1 379	1 167	1 085	949	1 011	1 058	1 038	1 089	1 531	1 714
209 Support. auxiliary and other services	:	:	:	:	:	:	:	259	324	316
210 Air transport	674	694	731	878	1 015	1 192	1 319	1 910	1 912	1 944
211 Passenger transport by air	566	563	601	726	836	1 015	1 115	1 106	1 101	1 169
212 Freight transport by air	108	130	129	152	179	178	204	194	201	190
213 Supporting, auxiliary and other services	:	:	:	:	:	:	:	611	610	585
214 Other transportation	1 826	1 795	1 795	1 810	2 106	2 288	2 501	1 689	1 621	1 608
<b>236 Travel</b>	<b>2 749</b>	<b>3 124</b>	<b>3 337</b>	<b>3 587</b>	<b>3 727</b>	<b>4 095</b>	<b>4 292</b>	<b>4 491</b>	<b>4 685</b>	<b>4 594</b>
<b>981 Other services</b>	<b>5 082</b>	<b>6 085</b>	<b>6 215</b>	<b>6 014</b>	<b>6 700</b>	<b>7 196</b>	<b>7 869</b>	<b>11 740</b>	<b>12 512</b>	<b>11 964</b>
245 Communications services	256	267	261	304	241	399	246	513	152	188
249 Construction services	526	589	513	469	510	647	782	1 051	1 013	636
253 Insurance services	-100	46	117	-29	-236	-596	-464	357	374	534
260 Financial services	227	384	406	442	484	403	436	473	977	696
262 Computer and information services	:	:	:	:	:	:	:	198	394	418
266 Royalties and licence fees	244	280	337	363	382	575	538	571	621	687
268 Other business services	1 933	2 308	2 476	2 318	2 787	3 196	3 830	5 952	6 512	6 989
269 Merchanting and other trade-related serv.	1 034	1 248	1 119	937	1 077	1 119	1 604	1 442	1 410	1 364
270 Merchanting	819	1 002	843	672	776	807	1 279	1 110	954	890
271 Other trade related services	215	245	276	266	301	311	326	332	456	474
272 Operational leasing	:	:	:	:	:	:	:	0	87	106
273 Misc. business, prof. and technical serv.	899	1 060	1 357	1 381	1 710	2 077	2 226	4 510	5 015	5 519
274 Legal, account., man., cons. and pub. rel.	:	:	:	:	:	:	:	452	422	574
278 Adv., market res. and polling	214	233	261	252	339	329	335	398	446	557
279 Research and development	:	:	:	:	:	:	:	1 289	1 608	1 877
280 Architect., engin. and other technical	:	:	:	:	:	:	:	792	729	778
281 Agric., mining and on-site processing	:	:	:	:	:	:	:	5	5	14
284 Other	:	:	:	:	:	:	:	1 105	1 309	1 322
285 Serv. between affiliated enterprises, nie	:	:	:	:	:	:	:	468	496	397
287 Personal, cultural and recreational services	14	13	19	22	33	39	43	34	77	91
288 Audio-visual and related services	:	:	:	:	:	:	:	34	77	91
289 Other personal, cultural and recreational	:	:	:	:	:	:	:	:	:	:
291 Government services, n i e	1 983	2 199	2 086	2 124	2 500	2 537	2 458	2 592	2 392	1 725
<b>982 Services not allocated</b>	<b>2 581</b>	<b>2 687</b>	<b>2 946</b>	<b>2 736</b>	<b>4 225</b>	<b>4 175</b>	<b>4 171</b>	<b>0</b>	<b>0</b>	<b>0</b>
<b>300 INCOME</b>	<b>5 535</b>	<b>7 312</b>	<b>9 440</b>	<b>11 231</b>	<b>16 711</b>	<b>23 216</b>	<b>29 115</b>	<b>33 766</b>	<b>39 121</b>	<b>37 783</b>
310 Compensation of employees	287	174	178	183	198	381	394	516	549	553
320 Investment Income	5 248	7 138	9 262	11 048	16 513	22 835	28 721	33 250	38 572	37 230
<b>379 CURRENT TRANSFERS</b>	<b>6 190</b>	<b>7 120</b>	<b>6 630</b>	<b>8 099</b>	<b>7 850</b>	<b>8 199</b>	<b>9 438</b>	<b>9 851</b>	<b>10 229</b>	<b>11 029</b>
<b>993 CURRENT ACCOUNT</b>	<b>:</b>	<b>:</b>	<b>:</b>	<b>:</b>	<b>:</b>	<b>:</b>	<b>:</b>	<b>245 119</b>	<b>234 719</b>	<b>249 027</b>
<b>994 CAPITAL ACCOUNT</b>	<b>:</b>	<b>:</b>	<b>:</b>	<b>:</b>	<b>:</b>	<b>:</b>	<b>:</b>	<b>:</b>	<b>:</b>	<b>:</b>
<b>010 CURRENT + CAPITAL ACCOUNT</b>	<b>136 208</b>	<b>147 600</b>	<b>157 661</b>	<b>175 509</b>	<b>203 529</b>	<b>213 008</b>	<b>222 626</b>	<b>:</b>	<b>:</b>	<b>:</b>
<b>995 FINANCIAL ACCOUNT</b>	<b>.</b>	<b>.</b>	<b>.</b>	<b>.</b>	<b>.</b>	<b>.</b>	<b>.</b>	<b>.</b>	<b>.</b>	<b>.</b>
<b>998 NET ERRORS AND OMISSIONS</b>	<b>.</b>	<b>.</b>	<b>.</b>	<b>.</b>	<b>.</b>	<b>.</b>	<b>.</b>	<b>.</b>	<b>.</b>	<b>.</b>

8.4.

**Reporter: Germany**  
**Partner: Intra EUR12**

(Mio ECU)

	1985	1986	1987	1988	1989	1990	1991	1992	1993	1994
	<b>Debit</b>									
<b>100 GOODS</b>	<b>96 471</b>	<b>92 919</b>	<b>94 602</b>	<b>99 459</b>	<b>113 980</b>	<b>129 245</b>	<b>148 111</b>	<b>163 982</b>	<b>142 856</b>	<b>154 719</b>
<b>200 SERVICES</b>	<b>20 725</b>	<b>21 998</b>	<b>23 616</b>	<b>26 167</b>	<b>27 424</b>	<b>30 602</b>	<b>34 695</b>	<b>33 669</b>	<b>36 526</b>	<b>38 747</b>
<b>205 Transportation</b>	<b>5 002</b>	<b>4 728</b>	<b>4 807</b>	<b>5 824</b>	<b>6 403</b>	<b>7 275</b>	<b>8 371</b>	<b>8 277</b>	<b>8 055</b>	<b>8 829</b>
206 Sea transport	1 170	1 036	932	1 487	1 563	1 520	1 886	2 503	2 521	2 763
207 Passenger transport on sea	214	220	181	202	199	190	266	240	302	345
208 Freight transport on sea	956	815	751	1 285	1 364	1 331	1 620	1 553	1 486	1 579
209 Support. auxiliary and other services	:	:	:	:	:	:	:	710	733	840
210 Air transport	722	722	812	961	1 116	1 273	1 427	2 334	2 298	2 332
211 Passenger transport by air	712	711	805	933	1 033	1 191	1 328	1 373	1 274	1 299
212 Freight transport by air	10	10	7	28	83	81	99	76	80	80
213 Supporting, auxiliary and other services	:	:	:	:	:	:	:	884	945	954
214 Other transportation	3 109	2 971	3 063	3 376	3 723	4 482	5 057	3 440	3 235	3 733
<b>236 Travel</b>	<b>8 998</b>	<b>9 661</b>	<b>10 555</b>	<b>11 047</b>	<b>10 921</b>	<b>11 775</b>	<b>13 123</b>	<b>14 077</b>	<b>16 252</b>	<b>18 009</b>
<b>981 Other services</b>	<b>4 485</b>	<b>4 601</b>	<b>5 003</b>	<b>5 681</b>	<b>6 417</b>	<b>7 406</b>	<b>8 384</b>	<b>11 315</b>	<b>12 219</b>	<b>11 909</b>
245 Communications services	345	351	340	385	310	496	315	785	434	438
249 Construction services	658	610	607	643	690	874	1 082	1 254	1 466	1 371
253 Insurance services	315	288	297	384	331	286	486	263	311	339
260 Financial services	57	68	63	57	108	147	158	198	245	230
262 Computer and information services	:	:	:	:	:	:	:	212	383	337
266 Royalties and licence fees	386	563	575	678	711	880	1 073	1 043	1 090	1 052
268 Other business services	2 382	2 354	2 710	2 991	3 677	4 034	4 492	6 839	7 352	7 191
269 Merchanting and other trade-related serv.	1 213	1 329	1 440	1 528	1 696	1 774	1 747	2 044	2 148	1 976
270 Merchanting	0	0	0	0	0	0	0	223	411	271
271 Other trade related services	1 213	1 329	1 440	1 528	1 696	1 774	1 747	1 820	1 737	1 705
272 Operational leasing	:	:	:	:	:	:	:	0	68	68
273 Misc. business, prof. and technical serv.	1 168	1 025	1 270	1 464	1 981	2 260	2 745	4 795	5 136	5 148
274 Legal, account., man., cons. and pub. rel.	:	:	:	:	:	:	:	816	1 055	1 195
278 Adv., market res. and polling	383	365	352	433	522	613	706	801	799	772
279 Research and development	:	:	:	:	:	:	:	1 087	1 119	1 013
280 Architect., engin. and other technical	:	:	:	:	:	:	:	880	958	803
281 Agric., mining and on-site processing	:	:	:	:	:	:	:	101	128	99
284 Other	:	:	:	:	:	:	:	459	435	421
285 Serv. between affiliated enterprises, nie	:	:	:	:	:	:	:	653	643	845
287 Personal, cultural and recreational services	89	107	107	159	215	273	343	315	497	539
288 Audio-visual and related services	:	:	:	:	:	:	:	315	497	539
289 Other personal, cultural and recreational	:	:	:	:	:	:	:	:	:	:
291 Government services, n i e	254	261	303	383	376	416	434	405	441	411
<b>982 Services not allocated</b>	<b>2 240</b>	<b>3 007</b>	<b>3 252</b>	<b>3 616</b>	<b>3 683</b>	<b>4 145</b>	<b>4 817</b>	<b>0</b>	<b>0</b>	<b>0</b>
<b>300 INCOME</b>	<b>7 913</b>	<b>8 918</b>	<b>9 532</b>	<b>11 196</b>	<b>14 288</b>	<b>19 153</b>	<b>23 434</b>	<b>28 155</b>	<b>35 094</b>	<b>39 676</b>
310 Compensation of employees	855	909	926	979	1 023	1 546	1 661	1 898	2 035	2 012
320 Investment Income	7 057	8 009	8 606	10 217	13 265	17 607	21 773	26 257	33 060	37 663
<b>379 CURRENT TRANSFERS</b>	<b>11 947</b>	<b>12 817</b>	<b>13 549</b>	<b>16 223</b>	<b>16 331</b>	<b>15 702</b>	<b>21 518</b>	<b>25 819</b>	<b>28 032</b>	<b>31 002</b>
<b>993 CURRENT ACCOUNT</b>	<b>:</b>	<b>:</b>	<b>:</b>	<b>:</b>	<b>:</b>	<b>:</b>	<b>:</b>	<b>251 625</b>	<b>242 508</b>	<b>264 144</b>
<b>994 CAPITAL ACCOUNT</b>	<b>:</b>	<b>:</b>	<b>:</b>	<b>:</b>	<b>:</b>	<b>:</b>	<b>:</b>	<b>:</b>	<b>:</b>	<b>:</b>
<b>010 CURRENT + CAPITAL ACCOUNT</b>	<b>137 056</b>	<b>136 652</b>	<b>141 299</b>	<b>153 046</b>	<b>172 022</b>	<b>194 701</b>	<b>227 757</b>	<b>:</b>	<b>:</b>	<b>:</b>
<b>995 FINANCIAL ACCOUNT</b>	<b>.</b>	<b>.</b>	<b>.</b>	<b>.</b>	<b>.</b>	<b>.</b>	<b>.</b>	<b>.</b>	<b>.</b>	<b>.</b>
<b>998 NET ERRORS AND OMISSIONS</b>	<b>.</b>	<b>.</b>	<b>.</b>	<b>.</b>	<b>.</b>	<b>.</b>	<b>.</b>	<b>.</b>	<b>.</b>	<b>.</b>

## 8.4.

Reporter: Germany

Partner: Intra EUR12

(Mio ECU)

	1985	1986	1987	1988	1989	1990	1991	1992	1993	1994
	Net									
100 GOODS	13 713	24 688	30 873	40 742	46 199	32 338	14 768	16 340	19 925	23 353
200 SERVICES	-6 426	-6 437	-7 501	-10 188	-8 635	-10 591	-13 500	-12 488	-13 938	-16 604
205 Transportation	-1 115	-1 064	-1 190	-2 182	-2 266	-2 731	-3 508	-3 328	-2 664	-3 244
206 Sea transport	216	140	159	-533	-547	-456	-844	-1 152	-663	-731
207 Passenger transport on sea	-208	-212	-175	-197	-194	-183	-261	-237	-299	-342
208 Freight transport on sea	424	352	335	-336	-353	-273	-582	-464	45	135
209 Support. auxiliary and other services	:	:	:	:	:	:	:	-451	-408	-524
210 Air transport	-48	-28	-82	-83	-101	-80	-108	-424	-386	-389
211 Passenger transport by air	-146	-148	-204	-207	-197	-177	-213	-268	-173	-130
212 Freight transport by air	98	120	122	124	96	96	105	117	121	111
213 Supporting, auxiliary and other services	:	:	:	:	:	:	:	-274	-335	-370
214 Other transportation	-1 283	-1 176	-1 268	-1 566	-1 617	-2 194	-2 556	-1 751	-1 615	-2 125
236 Travel	-6 249	-6 537	-7 217	-7 460	-7 194	-7 680	-8 832	-9 586	-11 567	-13 415
981 Other services	597	1 484	1 212	333	283	-210	-514	425	293	55
245 Communications services	-89	-84	-79	-81	-70	-97	-69	-273	-282	-251
249 Construction services	-133	-21	-95	-174	-180	-228	-300	-203	-453	-736
253 Insurance services	-415	-242	-180	-414	-568	-884	-950	94	63	195
260 Financial services	170	316	343	385	376	256	277	275	732	466
262 Computer and information services	:	:	:	:	:	:	:	-14	11	81
266 Royalties and licence fees	-14	-283	-238	-315	-329	-306	-535	-473	-469	-365
268 Other business services	-449	-47	-234	-673	-889	-839	-662	-887	-840	-202
269 Merchandising and other trade-related serv.	-179	-82	-321	-591	-619	-655	-143	-602	-738	-612
270 Merchandising	819	1 002	843	672	776	807	1 279	886	543	620
271 Other trade related services	-999	-1 084	-1 164	-1 262	-1 395	-1 463	-1 421	-1 488	-1 281	-1 231
272 Operational leasing	:	:	:	:	:	:	:	0	19	38
273 Misc. business, prof. and technical serv.	-270	35	87	-82	-271	-183	-519	-286	-121	371
274 Legal, account., man., cons. and pub. rel.	:	:	:	:	:	:	:	-364	-632	-620
278 Adv., market res. and polling	-168	-132	-131	-182	-184	-284	-371	-402	-353	-216
279 Research and development	:	:	:	:	:	:	:	202	489	864
280 Architect., engin. and other technical	:	:	:	:	:	:	:	-88	-229	-24
281 Agric., mining and on-site processing	:	:	:	:	:	:	:	-96	-123	-86
284 Other	:	:	:	:	:	:	:	646	874	901
285 Serv. between affiliated enterprises, nie	:	:	:	:	:	:	:	-185	-147	-448
287 Personal, cultural and recreational services	-75	-94	-88	-136	-183	-234	-300	-281	-419	-448
288 Audio-visual and related services	:	:	:	:	:	:	:	-281	-419	-448
289 Other personal, cultural and recreational	:	:	:	:	:	:	:	:	:	:
291 Government services, n i e	1 728	1 938	1 784	1 740	2 125	2 121	2 024	2 187	1 952	1 314
982 Services not allocated	341	-320	-305	-880	542	29	-646	0	0	0
300 INCOME	-2 378	-1 606	-92	34	2 424	4 063	5 681	5 611	4 027	-1 892
310 Compensation of employees	-569	-734	-748	-796	-825	-1 166	-1 267	-1 382	-1 486	-1 459
320 Investment Income	-1 809	-871	656	830	3 249	5 229	6 948	6 993	5 513	-433
379 CURRENT TRANSFERS	-5 757	-5 697	-6 919	-8 125	-8 481	-7 503	-12 080	-15 968	-17 803	-19 973
993 CURRENT ACCOUNT	:	:	:	:	:	:	:	-6 506	-7 789	-15 117
994 CAPITAL ACCOUNT	:	:	:	:	:	:	:	:	:	:
010 CURRENT + CAPITAL ACCOUNT	-848	10 948	16 361	22 463	31 507	18 307	-5 132	:	:	:
995 FINANCIAL ACCOUNT	:	:	:	:	:	:	:	:	:	:
998 NET ERRORS AND OMISSIONS	:	:	:	:	:	:	:	:	:	:

8.4.

Reporter: Germany

Partner: Intra EUR12

	(in %)									
	1985	1986	1987	1988	1989	1990	1991	1992	1993	1994
	<b>Cover ratio</b>									
<b>100 GOODS</b>	<b>114</b>	<b>127</b>	<b>133</b>	<b>141</b>	<b>141</b>	<b>125</b>	<b>110</b>	<b>110</b>	<b>114</b>	<b>115</b>
<b>200 SERVICES</b>	<b>69</b>	<b>71</b>	<b>68</b>	<b>61</b>	<b>69</b>	<b>65</b>	<b>61</b>	<b>63</b>	<b>62</b>	<b>57</b>
<b>205 Transportation</b>	<b>78</b>	<b>78</b>	<b>75</b>	<b>63</b>	<b>65</b>	<b>62</b>	<b>58</b>	<b>60</b>	<b>67</b>	<b>63</b>
206 Sea transport	118	114	117	64	65	70	55	54	74	74
207 Passenger transport on sea	3	4	3	3	2	3	2	1	1	1
208 Freight transport on sea	144	143	145	74	74	79	64	70	103	109
209 Support. auxiliary and other services	:	:	:	:	:	:	:	36	44	38
210 Air transport	93	96	90	91	91	94	92	82	83	83
211 Passenger transport by air	80	79	75	78	81	85	84	81	86	90
212 Freight transport by air	1 091	1 259	1 787	545	216	219	205	254	253	239
213 Supporting, auxiliary and other services	:	:	:	:	:	:	:	69	65	61
214 Other transportation	59	60	59	54	57	51	49	49	50	43
<b>236 Travel</b>	<b>31</b>	<b>32</b>	<b>32</b>	<b>32</b>	<b>34</b>	<b>35</b>	<b>33</b>	<b>32</b>	<b>29</b>	<b>26</b>
<b>981 Other services</b>	<b>113</b>	<b>132</b>	<b>124</b>	<b>106</b>	<b>104</b>	<b>97</b>	<b>94</b>	<b>104</b>	<b>102</b>	<b>100</b>
245 Communications services	74	76	77	79	78	80	78	65	35	43
249 Construction services	80	97	84	73	74	74	72	84	69	46
253 Insurance services	.	16	39	.	.	.	.	136	120	158
260 Financial services	401	564	642	777	449	275	275	239	399	303
262 Computer and information services	:	:	:	:	:	:	:	93	103	124
266 Royalties and licence fees	63	50	59	54	54	65	50	55	57	65
268 Other business services	81	98	91	78	76	79	85	87	89	97
269 Merchanting and other trade-related serv.	85	94	78	61	64	63	92	71	66	69
270 Merchanting	:	:	:	:	:	:	:	497	232	329
271 Other trade related services	18	18	19	17	18	18	19	18	26	28
272 Operational leasing	:	:	:	:	:	:	:	:	128	157
273 Misc. business, prof. and technical serv.	77	103	107	94	86	92	81	94	98	107
274 Legal, account., man., cons. and pub. rel.	:	:	:	:	:	:	:	55	40	48
278 Adv., market res. and polling	56	64	67	58	65	54	47	50	56	72
279 Research and development	:	:	:	:	:	:	:	119	144	185
280 Architect., engin. and other technical	:	:	:	:	:	:	:	90	76	97
281 Agric., mining and on-site processing	:	:	:	:	:	:	:	5	4	14
284 Other	:	:	:	:	:	:	:	241	301	314
285 Serv. between affiliated enterprises, nie	:	:	:	:	:	:	:	72	77	47
287 Personal, cultural and recreational services	16	12	18	14	15	14	13	11	16	17
288 Audio-visual and related services	:	:	:	:	:	:	:	11	16	17
289 Other personal, cultural and recreational	:	:	:	:	:	:	:	:	:	:
291 Government services, n i e	780	843	689	554	665	610	566	640	543	420
<b>982 Services not allocated</b>	<b>115</b>	<b>89</b>	<b>91</b>	<b>76</b>	<b>115</b>	<b>101</b>	<b>87</b>	:	:	:
<b>300 INCOME</b>	<b>70</b>	<b>82</b>	<b>99</b>	<b>100</b>	<b>117</b>	<b>121</b>	<b>124</b>	<b>120</b>	<b>111</b>	<b>95</b>
310 Compensation of employees	34	19	19	19	19	25	24	27	27	27
320 Investment Income	74	89	108	108	124	130	132	127	117	99
<b>379 CURRENT TRANSFERS</b>	<b>52</b>	<b>56</b>	<b>49</b>	<b>50</b>	<b>48</b>	<b>52</b>	<b>44</b>	<b>38</b>	<b>36</b>	<b>36</b>
<b>993 CURRENT ACCOUNT</b>	:	:	:	:	:	:	:	<b>97</b>	<b>97</b>	<b>94</b>
<b>994 CAPITAL ACCOUNT</b>	:	:	:	:	:	:	:	:	:	:
<b>010 CURRENT + CAPITAL ACCOUNT</b>	<b>99</b>	<b>108</b>	<b>112</b>	<b>115</b>	<b>118</b>	<b>109</b>	<b>98</b>	:	:	:
<b>995 FINANCIAL ACCOUNT</b>	.	.	.	.	.	.	.	.	.	.
<b>998 NET ERRORS AND OMISSIONS</b>	.	.	.	.	.	.	.	.	.	.

## 8.5.

Reporter: Germany

Partner: Extra EUR12

	(Mio ECU)									
	1985	1986	1987	1988	1989	1990	1991	1992	1993	1994
	<b>Credit</b>									
<b>100 GOODS</b>	<b>117 573</b>	<b>117 166</b>	<b>115 380</b>	<b>121 020</b>	<b>134 691</b>	<b>145 680</b>	<b>142 420</b>	<b>151 625</b>	<b>163 225</b>	<b>182 833</b>
<b>200 SERVICES</b>	<b>28 798</b>	<b>27 444</b>	<b>26 997</b>	<b>26 631</b>	<b>29 696</b>	<b>31 864</b>	<b>33 163</b>	<b>30 167</b>	<b>30 050</b>	<b>30 330</b>
<b>205 Transportation</b>	<b>7 205</b>	<b>6 296</b>	<b>6 021</b>	<b>6 465</b>	<b>7 290</b>	<b>8 069</b>	<b>8 705</b>	<b>7 906</b>	<b>8 083</b>	<b>8 279</b>
206 Sea transport	2 350	1 742	1 541	1 400	1 603	1 590	1 656	2 442	2 523	2 583
207 Passenger transport on sea	29	25	32	31	35	44	47	36	20	18
208 Freight transport on sea	2 321	1 716	1 509	1 370	1 568	1 546	1 609	1 810	1 896	2 063
209 Support. auxiliary and other services	:	:	:	:	:	:	:	596	607	502
210 Air transport	2 479	2 302	2 279	2 609	3 017	3 272	3 507	4 281	4 422	4 534
211 Passenger transport by air	1 891	1 624	1 632	1 891	2 237	2 491	2 596	2 692	2 778	2 856
212 Freight transport by air	583	678	647	718	780	781	910	867	892	837
213 Supporting, auxiliary and other services	:	:	:	:	:	:	:	722	752	841
214 Other transportation	2 376	2 253	2 202	2 456	2 672	3 206	3 543	1 183	1 138	1 162
<b>236 Travel</b>	<b>3 529</b>	<b>3 292</b>	<b>3 336</b>	<b>3 467</b>	<b>3 959</b>	<b>4 196</b>	<b>4 144</b>	<b>4 227</b>	<b>4 555</b>	<b>4 629</b>
<b>981 Other services</b>	<b>15 943</b>	<b>15 388</b>	<b>15 103</b>	<b>14 118</b>	<b>15 179</b>	<b>16 041</b>	<b>16 569</b>	<b>18 033</b>	<b>17 411</b>	<b>17 422</b>
245 Communications services	442	566	597	678	700	682	629	1 171	308	370
249 Construction services	3 397	2 898	2 448	1 870	1 983	1 932	2 352	2 328	2 519	2 440
253 Insurance services	133	243	340	302	158	136	-21	371	485	615
260 Financial services	287	321	249	341	344	299	418	579	598	521
262 Computer and information services	:	:	:	:	:	:	:	169	206	317
266 Royalties and licence fees	570	653	666	708	835	975	988	1 030	1 120	1 154
268 Other business services	2 916	2 824	2 684	2 451	2 847	3 520	3 882	5 582	6 489	6 801
269 Merchanting and other trade-related serv.	1 605	1 530	1 303	975	1 102	1 573	1 900	1 711	1 760	1 810
270 Merchanting	1 312	1 238	1 013	700	756	1 191	1 476	1 303	1 361	1 316
271 Other trade related services	294	292	289	274	345	383	424	407	399	494
272 Operational leasing	:	:	:	:	:	:	:	0	106	126
273 Misc. business, prof. and technical serv.	1 310	1 294	1 381	1 476	1 745	1 946	1 982	3 872	4 623	4 865
274 Legal, account., man., cons. and pub. rel.	:	:	:	:	:	:	:	454	519	615
278 Adv., market res. and polling	195	182	199	252	294	293	277	335	335	362
279 Research and development	:	:	:	:	:	:	:	811	812	803
280 Architect., engin. and other technical	:	:	:	:	:	:	:	723	814	877
281 Agric., mining and on-site processing	:	:	:	:	:	:	:	10	12	10
284 Other	:	:	:	:	:	:	:	1 083	1 631	1 659
285 Serv. between affiliated enterprises, nie	:	:	:	:	:	:	:	455	499	539
287 Personal, cultural and recreational services	26	23	23	26	39	60	41	33	40	36
288 Audio-visual and related services	:	:	:	:	:	:	:	33	40	36
289 Other personal, cultural and recreational	:	:	:	:	:	:	:	:	:	:
291 Government services, n i e	8 173	7 860	8 097	7 744	8 272	8 437	8 280	6 770	5 648	5 167
<b>982 Services not allocated</b>	<b>2 121</b>	<b>2 468</b>	<b>2 536</b>	<b>2 581</b>	<b>3 268</b>	<b>3 558</b>	<b>3 744</b>	<b>0</b>	<b>0</b>	<b>0</b>
<b>300 INCOME</b>	<b>13 603</b>	<b>14 171</b>	<b>14 886</b>	<b>16 845</b>	<b>20 415</b>	<b>23 674</b>	<b>26 475</b>	<b>25 818</b>	<b>26 653</b>	<b>26 820</b>
310 Compensation of employees	546	639	740	839	996	1 228	1 331	1 539	1 601	1 612
320 Investment Income	13 057	13 533	14 145	16 006	19 419	22 446	25 144	24 279	25 051	25 208
<b>379 CURRENT TRANSFERS</b>	<b>1 745</b>	<b>1 988</b>	<b>1 900</b>	<b>2 170</b>	<b>2 036</b>	<b>2 699</b>	<b>2 357</b>	<b>5 043</b>	<b>5 207</b>	<b>6 313</b>
<b>993 CURRENT ACCOUNT</b>	:	:	:	:	:	:	:	<b>212 652</b>	<b>225 134</b>	<b>246 296</b>
<b>994 CAPITAL ACCOUNT</b>	:	:	:	:	:	:	:	:	:	:
<b>010 CURRENT + CAPITAL ACCOUNT</b>	<b>161 719</b>	<b>160 770</b>	<b>159 164</b>	<b>166 666</b>	<b>186 838</b>	<b>203 917</b>	<b>204 415</b>	:	:	:
<b>995 FINANCIAL ACCOUNT</b>	.	.	.	.	.	.	.	.	.	.
<b>998 NET ERRORS AND OMISSIONS</b>	.	.	.	.	.	.	.	.	.	.



8.5.

Reporter: Germany

Partner: Extra EUR12

(Mio ECU)

	1985	1986	1987	1988	1989	1990	1991	1992	1993	1994
	<b>Debit</b>									
<b>100 GOODS</b>	<b>94 326</b>	<b>85 673</b>	<b>85 694</b>	<b>94 200</b>	<b>110 416</b>	<b>121 434</b>	<b>138 797</b>	<b>147 806</b>	<b>149 851</b>	<b>164 455</b>
<b>200 SERVICES</b>	<b>28 111</b>	<b>27 644</b>	<b>28 928</b>	<b>29 454</b>	<b>33 059</b>	<b>36 042</b>	<b>39 472</b>	<b>39 439</b>	<b>43 434</b>	<b>45 986</b>
<b>205 Transportation</b>	<b>7 347</b>	<b>6 638</b>	<b>6 492</b>	<b>6 129</b>	<b>6 873</b>	<b>7 658</b>	<b>8 698</b>	<b>8 949</b>	<b>9 420</b>	<b>9 737</b>
206 Sea transport	2 894	2 528	2 411	1 614	1 746	1 726	2 122	2 984	3 154	3 653
207 Passenger transport on sea	167	176	188	197	235	273	256	86	115	121
208 Freight transport on sea	2 727	2 352	2 222	1 417	1 511	1 454	1 866	1 771	1 786	2 062
209 Support. auxiliary and other services	:	:	:	:	:	:	:	1 126	1 253	1 471
210 Air transport	1 561	1 547	1 630	1 799	1 976	2 251	2 487	3 543	3 683	3 619
211 Passenger transport by air	1 512	1 490	1 586	1 712	1 796	2 075	2 300	2 574	2 636	2 700
212 Freight transport by air	49	58	44	87	180	176	187	140	142	142
213 Supporting, auxiliary and other services	:	:	:	:	:	:	:	829	905	776
214 Other transportation	2 892	2 563	2 452	2 716	3 153	3 681	4 089	2 423	2 583	2 465
<b>236 Travel</b>	<b>7 940</b>	<b>8 674</b>	<b>9 565</b>	<b>9 962</b>	<b>10 469</b>	<b>11 458</b>	<b>11 984</b>	<b>14 402</b>	<b>16 180</b>	<b>17 063</b>
<b>981 Other services</b>	<b>10 177</b>	<b>9 219</b>	<b>9 430</b>	<b>9 712</b>	<b>11 000</b>	<b>11 719</b>	<b>13 068</b>	<b>16 087</b>	<b>17 834</b>	<b>19 185</b>
245 Communications services	567	640	682	724	740	715	798	1 281	688	794
249 Construction services	2 337	1 632	1 368	1 202	1 310	1 459	1 628	1 755	2 151	2 350
253 Insurance services	468	450	488	551	497	408	407	251	294	368
260 Financial services	50	40	50	46	75	91	89	77	109	145
262 Computer and information services	:	:	:	:	:	:	:	228	324	396
266 Royalties and licence fees	1 214	1 391	1 554	1 640	2 034	2 100	2 344	2 438	2 693	2 741
268 Other business services	4 610	4 195	4 344	4 429	5 095	5 465	6 228	8 753	9 974	10 788
269 Merchanting and other trade-related serv.	2 581	2 527	2 495	2 517	2 802	2 915	3 115	3 490	3 888	4 120
270 Merchanting	0	0	0	0	0	0	0	234	527	307
271 Other trade related services	2 581	2 527	2 495	2 517	2 802	2 915	3 115	3 255	3 362	3 812
272 Operational leasing	:	:	:	:	:	:	:	0	51	47
273 Misc. business, prof. and technical serv.	2 029	1 667	1 849	1 912	2 293	2 550	3 113	5 263	6 035	6 622
274 Legal, account., man., cons. and pub. rel.	:	:	:	:	:	:	:	1 143	1 493	1 686
278 Adv., market res. and polling	502	476	551	532	601	701	747	848	909	930
279 Research and development	:	:	:	:	:	:	:	1 104	1 210	1 205
280 Architect., engin. and other technical	:	:	:	:	:	:	:	708	845	951
281 Agric., mining and on-site processing	:	:	:	:	:	:	:	18	33	28
284 Other	:	:	:	:	:	:	:	540	531	518
285 Serv. between affiliated enterprises, nie	:	:	:	:	:	:	:	902	1 014	1 303
287 Personal, cultural and recreational services	119	140	145	203	191	407	528	595	768	945
288 Audio-visual and related services	:	:	:	:	:	:	:	595	768	945
289 Other personal, cultural and recreational	:	:	:	:	:	:	:	:	:	:
291 Government services, n i e	812	730	800	917	1 058	1 072	1 045	708	831	659
<b>982 Services not allocated</b>	<b>2 647</b>	<b>3 113</b>	<b>3 440</b>	<b>3 651</b>	<b>4 717</b>	<b>5 207</b>	<b>5 722</b>	<b>0</b>	<b>0</b>	<b>0</b>
<b>300 INCOME</b>	<b>9 239</b>	<b>11 105</b>	<b>12 207</b>	<b>14 053</b>	<b>13 480</b>	<b>18 442</b>	<b>19 503</b>	<b>21 032</b>	<b>22 239</b>	<b>25 865</b>
310 Compensation of employees	601	649	678	816	835	932	1 293	2 015	2 572	2 609
320 Investment Income	8 638	10 456	11 529	13 237	12 644	17 510	18 210	19 017	19 668	23 256
<b>379 CURRENT TRANSFERS</b>	<b>9 056</b>	<b>9 004</b>	<b>9 031</b>	<b>9 369</b>	<b>9 840</b>	<b>12 975</b>	<b>18 794</b>	<b>16 089</b>	<b>17 336</b>	<b>18 095</b>
<b>993 CURRENT ACCOUNT</b>	<b>:</b>	<b>:</b>	<b>:</b>	<b>:</b>	<b>:</b>	<b>:</b>	<b>:</b>	<b>224 366</b>	<b>232 860</b>	<b>254 402</b>
<b>994 CAPITAL ACCOUNT</b>	<b>:</b>	<b>:</b>	<b>:</b>	<b>:</b>	<b>:</b>	<b>:</b>	<b>:</b>	<b>:</b>	<b>:</b>	<b>:</b>
<b>010 CURRENT + CAPITAL ACCOUNT</b>	<b>140 732</b>	<b>133 426</b>	<b>135 860</b>	<b>147 076</b>	<b>166 795</b>	<b>188 893</b>	<b>216 566</b>	<b>:</b>	<b>:</b>	<b>:</b>
<b>995 FINANCIAL ACCOUNT</b>	<b>.</b>	<b>.</b>	<b>.</b>	<b>.</b>	<b>.</b>	<b>.</b>	<b>.</b>	<b>.</b>	<b>.</b>	<b>.</b>
<b>998 NET ERRORS AND OMISSIONS</b>	<b>.</b>	<b>.</b>	<b>.</b>	<b>.</b>	<b>.</b>	<b>.</b>	<b>.</b>	<b>.</b>	<b>.</b>	<b>.</b>

## 8.5.

Reporter: Germany

Partner: Extra EUR12

(Mio ECU)

	1985	1986	1987	1988	1989	1990	1991	1992	1993	1994
	<b>Net</b>									
100 GOODS	23 247	31 493	29 687	26 820	24 275	24 246	3 623	3 819	13 374	18 378
200 SERVICES	687	-199	-1 930	-2 823	-3 364	-4 179	-6 309	-9 271	-13 384	-15 656
205 Transportation	-142	-341	-471	336	417	411	7	-1 043	-1 337	-1 458
206 Sea transport	-543	-787	-870	-214	-143	-136	-466	-541	-631	-1 071
207 Passenger transport on sea	-137	-151	-156	-166	-200	-229	-209	-50	-95	-103
208 Freight transport on sea	-406	-636	-713	-48	57	93	-257	39	110	1
209 Support. auxiliary and other services	:	:	:	:	:	:	:	-530	-646	-969
210 Air transport	918	755	649	810	1 041	1 021	1 020	738	740	916
211 Passenger transport by air	380	135	46	179	441	416	296	118	142	156
212 Freight transport by air	538	620	603	631	600	605	723	728	750	695
213 Supporting, auxiliary and other services	:	:	:	:	:	:	:	-107	-152	64
214 Other transportation	-516	-310	-250	-260	-481	-475	-547	-1 239	-1 445	-1 303
236 Travel	-4 411	-5 382	-6 229	-6 496	-6 510	-7 262	-7 840	-10 175	-11 625	-12 435
981 Other services	5 766	6 169	5 673	4 406	4 179	4 322	3 501	1 946	-422	-1 764
245 Communications services	-124	-74	-85	-46	-40	-34	-169	-111	-380	-424
249 Construction services	1 060	1 265	1 080	668	674	473	724	573	367	89
253 Insurance services	-335	-207	-149	-249	-338	-272	-428	120	191	247
260 Financial services	237	281	199	295	269	208	330	502	488	377
262 Computer and information services	:	:	:	:	:	:	:	-58	-118	-79
266 Royalties and licence fees	-645	-739	-888	-933	-1 198	-1 125	-1 357	-1 408	-1 573	-1 587
268 Other business services	-1 695	-1 370	-1 660	-1 978	-2 248	-1 945	-2 346	-3 171	-3 485	-3 987
269 Merchunting and other trade-related serv.	-975	-997	-1 192	-1 542	-1 700	-1 342	-1 215	-1 779	-2 128	-2 310
270 Merchunting	1 312	1 238	1 013	700	756	1 191	1 476	1 069	834	1 009
271 Other trade related services	-2 287	-2 236	-2 205	-2 243	-2 456	-2 532	-2 691	-2 848	-2 963	-3 318
272 Operational leasing	:	:	:	:	:	:	:	0	55	79
273 Misc. business, prof. and technical serv.	-719	-373	-468	-436	-548	-603	-1 131	-1 391	-1 412	-1 757
274 Legal, account., man., cons. and pub. rel.	:	:	:	:	:	:	:	-689	-974	-1 071
278 Adv., market res. and polling	-307	-294	-351	-280	-307	-408	-470	-514	-574	-569
279 Research and development	:	:	:	:	:	:	:	-293	-398	-402
280 Architect., engin. and other technical	:	:	:	:	:	:	:	15	-31	-74
281 Agric., mining and on-site processing	:	:	:	:	:	:	:	-8	-20	-18
284 Other	:	:	:	:	:	:	:	542	1 100	1 141
285 Serv. between affiliated enterprises, nie	:	:	:	:	:	:	:	-446	-515	-764
287 Personal, cultural and recreational services	-93	-117	-122	-177	-152	-347	-487	-563	-729	-909
288 Audio-visual and related services	:	:	:	:	:	:	:	-563	-729	-909
289 Other personal, cultural and recreational	:	:	:	:	:	:	:	:	:	:
291 Government services, n i e	7 361	7 130	7 298	6 828	7 214	7 365	7 235	6 062	4 816	4 508
982 Services not allocated	-526	-645	-904	-1 069	-1 449	-1 650	-1 978	0	0	0
300 INCOME	4 364	3 066	2 679	2 792	6 935	5 233	6 972	4 786	4 413	955
310 Compensation of employees	-55	-11	63	23	160	296	38	-476	-970	-997
320 Investment Income	4 419	3 077	2 616	2 769	6 775	4 936	6 934	5 262	5 384	1 952
379 CURRENT TRANSFERS	-7 310	-7 016	-7 131	-7 199	-7 803	-10 276	-16 437	-11 046	-12 129	-11 782
993 CURRENT ACCOUNT	:	:	:	:	:	:	:	-11 713	-7 726	-8 106
994 CAPITAL ACCOUNT	:	:	:	:	:	:	:	:	:	:
010 CURRENT + CAPITAL ACCOUNT	20 987	27 344	23 304	19 590	20 043	15 024	-12 152	:	:	:
995 FINANCIAL ACCOUNT	:	:	:	:	:	:	:	:	:	:
998 NET ERRORS AND OMISSIONS	:	:	:	:	:	:	:	:	:	:

## 8.5.

Reporter: Germany  
Partner: Extra EUR12

		(in %)									
		1985	1986	1987	1988	1989	1990	1991	1992	1993	1994
		<b>Cover ratio</b>									
<b>100</b>	<b>GOODS</b>	<b>125</b>	<b>137</b>	<b>135</b>	<b>128</b>	<b>122</b>	<b>120</b>	<b>103</b>	<b>103</b>	<b>109</b>	<b>111</b>
<b>200</b>	<b>SERVICES</b>	<b>102</b>	<b>99</b>	<b>93</b>	<b>90</b>	<b>90</b>	<b>88</b>	<b>84</b>	<b>76</b>	<b>69</b>	<b>66</b>
<b>205</b>	<b>Transportation</b>	<b>98</b>	<b>95</b>	<b>93</b>	<b>105</b>	<b>106</b>	<b>105</b>	<b>100</b>	<b>88</b>	<b>86</b>	<b>85</b>
206	Sea transport	81	69	64	87	92	92	78	82	80	71
207	Passenger transport on sea	18	14	17	16	15	16	18	42	17	15
208	Freight transport on sea	85	73	68	97	104	106	86	102	106	100
209	Support. auxiliary and other services	:	:	:	:	:	:	:	53	48	34
210	Air transport	159	149	140	145	153	145	141	121	120	125
211	Passenger transport by air	125	109	103	110	125	120	113	105	105	106
212	Freight transport by air	1 189	1 173	1 474	827	434	443	486	621	628	588
213	Supporting, auxiliary and other services	:	:	:	:	:	:	:	87	83	108
214	Other transportation	82	88	90	90	85	87	87	49	44	47
<b>236</b>	<b>Travel</b>	<b>44</b>	<b>38</b>	<b>35</b>	<b>35</b>	<b>38</b>	<b>37</b>	<b>35</b>	<b>29</b>	<b>28</b>	<b>27</b>
<b>981</b>	<b>Other services</b>	<b>157</b>	<b>167</b>	<b>160</b>	<b>145</b>	<b>138</b>	<b>137</b>	<b>127</b>	<b>112</b>	<b>98</b>	<b>91</b>
245	Communications services	78	88	88	94	95	95	79	91	45	47
249	Construction services	145	178	179	156	151	132	144	133	117	104
253	Insurance services	28	54	70	55	32	33	-	148	165	167
260	Financial services	573	794	500	744	457	330	471	750	546	361
262	Computer and information services	:	:	:	:	:	:	:	74	63	80
266	Royalties and licence fees	47	47	43	43	41	46	42	42	42	42
268	Other business services	63	67	62	55	56	64	62	64	65	63
269	Merchandising and other trade-related serv.	62	61	52	39	39	54	61	49	45	44
270	Merchandising	:	:	:	:	:	:	:	557	258	429
271	Other trade related services	11	12	12	11	12	13	14	13	12	13
272	Operational leasing	:	:	:	:	:	:	:	:	207	269
273	Misc. business, prof. and technical serv.	65	78	75	77	76	76	64	74	77	73
274	Legal, account., man., cons. and pub. rel.	:	:	:	:	:	:	:	40	35	36
278	Adv., market res. and polling	39	38	36	47	49	42	37	39	37	39
279	Research and development	:	:	:	:	:	:	:	73	67	67
280	Architect., engin. and other technical	:	:	:	:	:	:	:	102	96	92
281	Agric., mining and on-site processing	:	:	:	:	:	:	:	54	38	36
284	Other	:	:	:	:	:	:	:	200	307	320
285	Serv. between affiliated enterprises, nie	:	:	:	:	:	:	:	50	49	41
287	Personal, cultural and recreational services	22	17	16	13	21	15	8	5	5	4
288	Audio-visual and related services	:	:	:	:	:	:	:	5	5	4
289	Other personal, cultural and recreational	:	:	:	:	:	:	:	:	:	:
291	Government services, n i e	1 007	1 076	1 012	845	782	787	792	956	679	785
<b>982</b>	<b>Services not allocated</b>	<b>80</b>	<b>79</b>	<b>74</b>	<b>71</b>	<b>69</b>	<b>68</b>	<b>65</b>	:	:	:
<b>300</b>	<b>INCOME</b>	<b>147</b>	<b>128</b>	<b>122</b>	<b>120</b>	<b>151</b>	<b>128</b>	<b>136</b>	<b>123</b>	<b>120</b>	<b>104</b>
310	Compensation of employees	91	98	109	103	119	132	103	76	62	62
320	Investment Income	151	129	123	121	154	128	138	128	127	108
<b>379</b>	<b>CURRENT TRANSFERS</b>	<b>19</b>	<b>22</b>	<b>21</b>	<b>23</b>	<b>21</b>	<b>21</b>	<b>13</b>	<b>31</b>	<b>30</b>	<b>35</b>
<b>993</b>	<b>CURRENT ACCOUNT</b>	:	:	:	:	:	:	:	<b>95</b>	<b>97</b>	<b>97</b>
<b>994</b>	<b>CAPITAL ACCOUNT</b>	:	:	:	:	:	:	:	:	:	:
<b>010</b>	<b>CURRENT + CAPITAL ACCOUNT</b>	<b>115</b>	<b>120</b>	<b>117</b>	<b>113</b>	<b>112</b>	<b>108</b>	<b>94</b>	:	:	:
<b>995</b>	<b>FINANCIAL ACCOUNT</b>	.	.	.	.	.	.	.	.	.	.
<b>998</b>	<b>NET ERRORS AND OMISSIONS</b>	.	.	.	.	.	.	.	.	.	.

## 8.6.

Reporter: Germany

Partner: USA

(Mio ECU)

	1985	1986	1987	1988	1989	1990	1991	1992	1993	1994
	<b>Credit</b>									
100 GOODS	24 197	25 036	23 303	21 397	21 612	21 866	19 171	20 742	23 763	27 822
200 SERVICES	12 403	11 988	11 655	11 319	12 300	12 451	12 515	11 426	10 830	10 749
205 Transportation	1 834	1 472	1 383	1 448	1 663	1 838	1 793	1 709	1 810	1 864
206 Sea transport	:	:	:	:	:	:	:	557	667	666
207 Passenger transport on sea	:	:	:	:	:	:	:	6	3	2
208 Freight transport on sea	:	:	:	:	:	:	:	450	611	624
209 Support. auxiliary and other services	:	:	:	:	:	:	:	101	53	40
210 Air transport	:	:	:	:	:	:	:	066	1 048	1 078
211 Passenger transport by air	:	:	:	:	:	:	:	:	:	:
212 Freight transport by air	:	:	:	:	:	:	:	:	:	:
213 Supporting, auxiliary and other services	:	:	:	:	:	:	:	150	145	165
214 Other transportation	:	:	:	:	:	:	:	86	95	120
236 Travel	968	630	557	525	608	689	653	793	969	824
981 Other services	9 601	9 886	9 715	9 346	10 029	9 925	10 069	8 925	8 052	8 061
245 Communications services	:	:	:	:	:	:	:	472	149	154
249 Construction services	:	:	:	:	:	:	:	72	99	84
253 Insurance services	:	:	:	:	:	:	:	138	193	261
260 Financial services	:	:	:	:	:	:	:	97	134	96
262 Computer and information services	:	:	:	:	:	:	:	42	56	82
266 Royalties and licence fees	:	:	:	:	:	:	:	453	417	405
268 Other business services	:	:	:	:	:	:	:	1 756	1 810	1 965
269 Merchanting and other trade-related serv.	:	:	:	:	:	:	:	199	198	324
270 Merchanting	:	:	:	:	:	:	:	113	139	179
271 Other trade related services	:	:	:	:	:	:	:	86	59	145
272 Operational leasing	:	:	:	:	:	:	:	0	1	3
273 Misc. business, prof. and technical serv.	:	:	:	:	:	:	:	1 557	1 611	1 638
274 Legal, account., man., cons. and pub. rel.	:	:	:	:	:	:	:	211	232	285
278 Adv., market res. and polling	:	:	:	:	:	:	:	45	50	49
279 Research and development	:	:	:	:	:	:	:	655	611	547
280 Architect., engin. and other technical	:	:	:	:	:	:	:	114	92	83
281 Agric., mining and on-site processing	:	:	:	:	:	:	:	5	2	0
284 Other	:	:	:	:	:	:	:	344	464	470
285 Serv. between affiliated enterprises, nie	:	:	:	:	:	:	:	183	160	203
287 Personal, cultural and recreational services	:	:	:	:	:	:	:	3	4	2
288 Audio-visual and related services	:	:	:	:	:	:	:	3	4	2
289 Other personal, cultural and recreational	:	:	:	:	:	:	:	:	:	:
291 Government services, n i e	7 537	7 303	7 286	6 876	7 211	6 962	6 814	5 891	5 191	5 011
982 Services not allocated	0	0	0	0	0	0	0	0	0	0
300 INCOME	5 343	5 220	5 328	5 571	6 029	6 177	6 769	6 324	6 578	6 842
310 Compensation of employees	49	62	56	62	77	84	93	116	139	107
320 Investment Income	5 294	5 158	5 272	5 509	5 952	6 093	6 676	6 208	6 438	6 735
379 CURRENT TRANSFERS	748	801	576	896	533	1 009	658	1 727	1 406	2 014
993 CURRENT ACCOUNT	:	:	:	:	:	:	:	40 218	42 577	47 427
994 CAPITAL ACCOUNT	:	:	:	:	:	:	:	:	:	:
010 CURRENT + CAPITAL ACCOUNT	42 692	43 045	40 862	39 183	40 474	41 503	39 114	:	:	:
995 FINANCIAL ACCOUNT	.	.	.	.	.	.	.	.	.	.
998 NET ERRORS AND OMISSIONS	.	.	.	.	.	.	.	.	.	.

8.6.

Reporter: Germany

Partner: USA

(Mio ECU)

	1985	1986	1987	1988	1989	1990	1991	1992	1993	1994
	<b>Debit</b>									
100 GOODS	14 152	11 910	11 504	13 076	17 076	16 955	19 059	20 538	20 523	22 449
200 SERVICES	5 663	5 434	5 906	6 112	7 128	7 554	8 480	8 783	9 553	9 916
205 Transportation	1 723	1 547	1 515	1 452	1 466	1 613	1 734	1 842	1 869	1 807
206 Sea transport	:	:	:	:	:	:	:	764	762	833
207 Passenger transport on sea	:	:	:	:	:	:	:	8	10	8
208 Freight transport on sea	:	:	:	:	:	:	:	375	323	371
209 Support. auxiliary and other services	:	:	:	:	:	:	:	381	429	454
210 Air transport	:	:	:	:	:	:	:	942	952	929
211 Passenger transport by air	:	:	:	:	:	:	:	:	:	:
212 Freight transport by air	:	:	:	:	:	:	:	:	:	:
213 Supporting, auxiliary and other services	:	:	:	:	:	:	:	306	316	273
214 Other transportation	:	:	:	:	:	:	:	136	154	44
236 Travel	659	729	937	967	1 000	1 203	1 378	1 718	1 978	2 118
981 Other services	3 281	3 158	3 453	3 693	4 662	4 738	5 367	5 222	5 706	5 991
245 Communications services	:	:	:	:	:	:	:	251	73	103
249 Construction services	:	:	:	:	:	:	:	115	165	205
253 Insurance services	:	:	:	:	:	:	:	41	44	55
260 Financial services	:	:	:	:	:	:	:	24	33	37
262 Computer and information services	:	:	:	:	:	:	:	83	139	147
266 Royalties and licence fees	:	:	:	:	:	:	:	1 816	2 048	2 024
268 Other business services	:	:	:	:	:	:	:	2 300	2 478	2 741
269 Merchanting and other trade-related serv.	:	:	:	:	:	:	:	322	387	451
270 Merchanting	:	:	:	:	:	:	:	63	119	91
271 Other trade related services	:	:	:	:	:	:	:	258	268	360
272 Operational leasing	:	:	:	:	:	:	:	0	7	8
273 Misc. business, prof. and technical serv.	:	:	:	:	:	:	:	1 978	2 084	2 282
274 Legal, account., man., cons. and pub. rel.	:	:	:	:	:	:	:	426	528	558
278 Adv., market res. and polling	:	:	:	:	:	:	:	206	205	211
279 Research and development	:	:	:	:	:	:	:	692	708	680
280 Architect., engin. and other technical	:	:	:	:	:	:	:	195	215	236
281 Agric., mining and on-site processing	:	:	:	:	:	:	:	7	10	5
284 Other	:	:	:	:	:	:	:	195	198	176
285 Serv. between affiliated enterprises, nie	:	:	:	:	:	:	:	257	220	415
287 Personal, cultural and recreational services	:	:	:	:	:	:	:	346	479	461
288 Audio-visual and related services	:	:	:	:	:	:	:	346	479	461
289 Other personal, cultural and recreational	:	:	:	:	:	:	:	:	:	:
291 Government services, n i e	261	185	222	292	286	374	300	245	246	217
982 Services not allocated	0	0	0	0	0	0	0	0	0	0
300 INCOME	1 945	2 627	2 561	3 639	3 241	6 461	5 910	5 355	4 533	5 809
310 Compensation of employees	117	109	104	107	117	128	138	153	187	178
320 Investment Income	1 828	2 518	2 457	3 532	3 124	6 333	5 772	5 201	4 346	5 631
379 CURRENT TRANSFERS	1 144	1 332	1 193	1 310	1 225	1 585	5 701	2 638	2 106	2 305
993 CURRENT ACCOUNT	:	:	:	:	:	:	:	37 314	36 715	40 479
994 CAPITAL ACCOUNT	:	:	:	:	:	:	:	:	:	:
010 CURRENT + CAPITAL ACCOUNT	22 904	21 302	21 164	24 137	28 670	32 555	39 149	:	:	:
995 FINANCIAL ACCOUNT	.	.	.	.	.	.	.	.	.	.
998 NET ERRORS AND OMISSIONS	.	.	.	.	.	.	.	.	.	.

## 8.6.

Reporter: Germany

Partner: USA

		(Mio ECU)									
		1985	1986	1987	1988	1989	1990	1991	1992	1993	1994
		<b>Net</b>									
100	<b>GOODS</b>	10 045	13 126	11 799	8 321	4 536	4 910	112	203	3 240	5 373
200	<b>SERVICES</b>	6 740	6 554	5 749	5 207	5 172	4 898	4 036	2 643	1 277	833
205	<b>Transportation</b>	111	-75	-132	-4	197	225	59	-134	-59	57
206	Sea transport	:	:	:	:	:	:	:	-207	-95	-167
207	Passenger transport on sea	:	:	:	:	:	:	:	-2	-7	-6
208	Freight transport on sea	:	:	:	:	:	:	:	75	289	253
209	Support. auxiliary and other services	:	:	:	:	:	:	:	-280	-376	-414
210	Air transport	:	:	:	:	:	:	:	124	96	149
211	Passenger transport by air	:	:	:	:	:	:	:	:	:	:
212	Freight transport by air	:	:	:	:	:	:	:	:	:	:
213	Supporting, auxiliary and other services	:	:	:	:	:	:	:	-156	-171	-108
214	Other transportation	:	:	:	:	:	:	:	-50	-60	76
236	<b>Travel</b>	309	-99	-381	-442	-392	-514	-725	-926	-1 009	-1 293
981	<b>Other services</b>	6 320	6 729	6 262	5 653	5 367	5 187	4 702	3 702	2 346	2 069
245	Communications services	:	:	:	:	:	:	:	221	76	50
249	Construction services	:	:	:	:	:	:	:	-43	-67	-121
253	Insurance services	:	:	:	:	:	:	:	97	148	206
260	Financial services	:	:	:	:	:	:	:	72	101	59
262	Computer and information services	:	:	:	:	:	:	:	-41	-83	-65
266	Royalties and licence fees	:	:	:	:	:	:	:	-1 363	-1 631	-1 619
268	Other business services	:	:	:	:	:	:	:	-544	-669	-775
269	Merchanting and other trade-related serv.	:	:	:	:	:	:	:	-123	-190	-126
270	Merchanting	:	:	:	:	:	:	:	50	20	88
271	Other trade related services	:	:	:	:	:	:	:	-173	-209	-215
272	Operational leasing	:	:	:	:	:	:	:	0	-6	-5
273	Misc. business, prof. and technical serv.	:	:	:	:	:	:	:	-421	-473	-644
274	Legal, account., man., cons. and pub. rel.	:	:	:	:	:	:	:	-215	-296	-272
278	Adv., market res. and polling	:	:	:	:	:	:	:	-161	-155	-162
279	Research and development	:	:	:	:	:	:	:	-37	-97	-133
280	Architect., engin. and other technical	:	:	:	:	:	:	:	-81	-122	-153
281	Agric., mining and on-site processing	:	:	:	:	:	:	:	-2	-8	-5
284	Other	:	:	:	:	:	:	:	149	265	294
285	Serv. between affiliated enterprises, nie	:	:	:	:	:	:	:	-74	-60	-212
287	Personal, cultural and recreational services	:	:	:	:	:	:	:	-343	-476	-460
288	Audio-visual and related services	:	:	:	:	:	:	:	-343	-476	-460
289	Other personal, cultural and recreational	:	:	:	:	:	:	:	:	:	:
291	Government services, n i e	7 326	7 119	7 065	6 584	6 925	6 587	6 513	5 646	4 945	4 794
982	<b>Services not allocated</b>	0	0	0	0	0	0	0	0	0	0
300	<b>INCOME</b>	3 398	2 594	2 767	1 932	2 788	-284	860	969	2 045	1 032
310	Compensation of employees	-68	-47	-48	-45	-41	-44	-44	-38	-48	-71
320	Investment Income	3 466	2 641	2 815	1 977	2 828	-240	904	1 006	2 093	1 104
379	<b>CURRENT TRANSFERS</b>	-396	-531	-616	-414	-692	-576	-5 043	-911	-700	-291
993	<b>CURRENT ACCOUNT</b>	:	:	:	:	:	:	:	2 904	5 862	6 948
994	<b>CAPITAL ACCOUNT</b>	:	:	:	:	:	:	:	:	:	:
010	<b>CURRENT + CAPITAL ACCOUNT</b>	19 787	21 743	19 699	15 046	11 804	8 948	-36	:	:	:
995	<b>FINANCIAL ACCOUNT</b>	:	:	:	:	:	:	:	:	:	:
998	<b>NET ERRORS AND OMISSIONS</b>	:	:	:	:	:	:	:	:	:	:

8.6.

Reporter: Germany

Partner: USA

	(in %)									
	1985	1986	1987	1988	1989	1990	1991	1992	1993	1994
	<b>Cover ratio</b>									
<b>100 GOODS</b>	<b>171</b>	<b>210</b>	<b>203</b>	<b>164</b>	<b>127</b>	<b>129</b>	<b>101</b>	<b>101</b>	<b>116</b>	<b>124</b>
<b>200 SERVICES</b>	<b>219</b>	<b>221</b>	<b>197</b>	<b>185</b>	<b>173</b>	<b>165</b>	<b>148</b>	<b>130</b>	<b>113</b>	<b>108</b>
<b>205 Transportation</b>	<b>106</b>	<b>95</b>	<b>91</b>	<b>100</b>	<b>113</b>	<b>114</b>	<b>103</b>	<b>93</b>	<b>97</b>	<b>103</b>
206 Sea transport	:	:	:	:	:	:	:	73	88	80
207 Passenger transport on sea	:	:	:	:	:	:	:	75	30	25
208 Freight transport on sea	:	:	:	:	:	:	:	120	189	168
209 Support. auxiliary and other services	:	:	:	:	:	:	:	27	12	9
210 Air transport	:	:	:	:	:	:	:	113	110	116
211 Passenger transport by air	:	:	:	:	:	:	:	:	:	:
212 Freight transport by air	:	:	:	:	:	:	:	:	:	:
213 Supporting, auxiliary and other services	:	:	:	:	:	:	:	49	46	60
214 Other transportation	:	:	:	:	:	:	:	63	61	272
<b>236 Travel</b>	<b>147</b>	<b>86</b>	<b>59</b>	<b>54</b>	<b>61</b>	<b>57</b>	<b>47</b>	<b>46</b>	<b>49</b>	<b>39</b>
<b>981 Other services</b>	<b>293</b>	<b>313</b>	<b>281</b>	<b>253</b>	<b>215</b>	<b>209</b>	<b>188</b>	<b>171</b>	<b>141</b>	<b>135</b>
245 Communications services	:	:	:	:	:	:	:	188	205	149
249 Construction services	:	:	:	:	:	:	:	63	60	41
253 Insurance services	:	:	:	:	:	:	:	336	434	475
260 Financial services	:	:	:	:	:	:	:	398	406	257
262 Computer and information services	:	:	:	:	:	:	:	51	40	56
266 Royalties and licence fees	:	:	:	:	:	:	:	25	20	20
268 Other business services	:	:	:	:	:	:	:	76	73	72
269 Merchanting and other trade-related serv.	:	:	:	:	:	:	:	62	51	72
270 Merchanting	:	:	:	:	:	:	:	179	116	197
271 Other trade related services	:	:	:	:	:	:	:	33	22	40
272 Operational leasing	:	:	:	:	:	:	:	:	14	38
273 Misc. business, prof. and technical serv.	:	:	:	:	:	:	:	79	77	72
274 Legal, account., man., cons. and pub. rel.	:	:	:	:	:	:	:	49	44	51
278 Adv., market res. and polling	:	:	:	:	:	:	:	22	24	23
279 Research and development	:	:	:	:	:	:	:	95	86	80
280 Architect., engin. and other technical	:	:	:	:	:	:	:	59	43	35
281 Agric., mining and on-site processing	:	:	:	:	:	:	:	73	20	0
284 Other	:	:	:	:	:	:	:	176	234	267
285 Serv. between affiliated enterprises, nie	:	:	:	:	:	:	:	71	73	49
287 Personal, cultural and recreational services	:	:	:	:	:	:	:	1	1	0
288 Audio-visual and related services	:	:	:	:	:	:	:	1	1	0
289 Other personal, cultural and recreational	:	:	:	:	:	:	:	:	:	:
291 Government services, n i e	2 907	3 955	3 289	2 354	2 522	1 860	2 268	2 400	2 112	2 312
<b>982 Services not allocated</b>	:	:	:	:	:	:	:	:	:	:
<b>300 INCOME</b>	<b>275</b>	<b>199</b>	<b>208</b>	<b>153</b>	<b>186</b>	<b>96</b>	<b>115</b>	<b>118</b>	<b>145</b>	<b>118</b>
310 Compensation of employees	42	57	54	58	65	66	68	75	75	60
320 Investment Income	290	205	215	156	191	96	116	119	148	120
<b>379 CURRENT TRANSFERS</b>	<b>65</b>	<b>60</b>	<b>48</b>	<b>68</b>	<b>44</b>	<b>64</b>	<b>12</b>	<b>65</b>	<b>67</b>	<b>87</b>
<b>993 CURRENT ACCOUNT</b>	:	:	:	:	:	:	:	<b>108</b>	<b>116</b>	<b>117</b>
<b>994 CAPITAL ACCOUNT</b>	:	:	:	:	:	:	:	:	:	:
<b>010 CURRENT + CAPITAL ACCOUNT</b>	<b>186</b>	<b>202</b>	<b>193</b>	<b>162</b>	<b>141</b>	<b>127</b>	<b>100</b>	:	:	:
<b>995 FINANCIAL ACCOUNT</b>	.	.	.	.	.	.	.	.	.	.
<b>998 NET ERRORS AND OMISSIONS</b>	.	.	.	.	.	.	.	.	.	.

**8.7.**  
**Reporter: Germany**  
**Partner: Japan**

		(Mio ECU)									
		1985	1986	1987	1988	1989	1990	1991	1992	1993	1994
		<b>Credit</b>									
100	<b>GOODS</b>	3 433	3 901	4 892	6 151	7 228	8 331	7 878	7 170	7 904	9 060
200	<b>SERVICES</b>	1 093	1 139	1 204	1 357	1 589	1 648	1 758	1 671	1 815	1 768
205	<b>Transportation</b>	460	460	462	525	583	614	645	632	719	673
206	Sea transport	:	:	:	:	:	:	:	165	137	156
207	Passenger transport on sea	:	:	:	:	:	:	:	0	0	0
208	Freight transport on sea	:	:	:	:	:	:	:	116	93	133
209	Support. auxiliary and other services	:	:	:	:	:	:	:	49	43	23
210	Air transport	:	:	:	:	:	:	:	443	560	494
211	Passenger transport by air	:	:	:	:	:	:	:	:	:	:
212	Freight transport by air	:	:	:	:	:	:	:	:	:	:
213	Supporting, auxiliary and other services	:	:	:	:	:	:	:	11	12	14
214	Other transportation	:	:	:	:	:	:	:	24	22	23
236	<b>Travel</b>	199	196	210	244	299	308	291	287	348	347
981	<b>Other services</b>	435	483	531	588	708	726	823	752	747	748
245	Communications services	:	:	:	:	:	:	:	43	4	17
249	Construction services	:	:	:	:	:	:	:	66	37	23
253	Insurance services	:	:	:	:	:	:	:	37	47	50
260	Financial services	:	:	:	:	:	:	:	94	60	35
262	Computer and information services	:	:	:	:	:	:	:	8	7	7
266	Royalties and licence fees	:	:	:	:	:	:	:	158	187	189
268	Other business services	:	:	:	:	:	:	:	340	399	421
269	Merchanting and other trade-related serv.	:	:	:	:	:	:	:	120	118	128
270	Merchanting	:	:	:	:	:	:	:	94	87	91
271	Other trade related services	:	:	:	:	:	:	:	27	31	36
272	Operational leasing	:	:	:	:	:	:	:	0	1	0
273	Misc. business, prof. and technical serv.	:	:	:	:	:	:	:	219	281	293
274	Legal, account., man., cons. and pub. rel.	:	:	:	:	:	:	:	57	64	68
278	Adv., market res. and polling	:	:	:	:	:	:	:	38	29	38
279	Research and development	:	:	:	:	:	:	:	7	4	8
280	Architect., engin. and other technical	:	:	:	:	:	:	:	22	27	22
281	Agric., mining and on-site processing	:	:	:	:	:	:	:	0	0	0
284	Other	:	:	:	:	:	:	:	68	113	115
285	Serv. between affiliated enterprises, nie	:	:	:	:	:	:	:	28	44	42
287	Personal, cultural and recreational services	:	:	:	:	:	:	:	1	1	1
288	Audio-visual and related services	:	:	:	:	:	:	:	1	1	1
289	Other personal, cultural and recreational	:	:	:	:	:	:	:	:	:	:
291	Government services, n i e	9	12	14	19	23	20	20	5	5	6
982	<b>Services not allocated</b>	0	0	0	0	0	0	0	0	0	0
300	<b>INCOME</b>	342	452	491	620	1 107	1 412	1 488	1 525	1 527	1 471
310	Compensation of employees	7	9	9	8	10	8	9	32	30	36
320	Investment Income	336	443	482	613	1 097	1 404	1 479	1 493	1 497	1 435
379	<b>CURRENT TRANSFERS</b>	70	63	64	68	73	94	84	277	369	410
993	<b>CURRENT ACCOUNT</b>	:	:	:	:	:	:	:	10 644	11 615	12 710
994	<b>CAPITAL ACCOUNT</b>	:	:	:	:	:	:	:	:	:	:
010	<b>CURRENT + CAPITAL ACCOUNT</b>	4 937	5 555	6 651	8 196	9 997	11 485	11 208	:	:	:
995	<b>FINANCIAL ACCOUNT</b>	.	.	.	.	.	.	.	.	.	.
998	<b>NET ERRORS AND OMISSIONS</b>	.	.	.	.	.	.	.	.	.	.



8.7.

Reporter: Germany

Partner: Japan

	(Mio ECU)									
	1985	1986	1987	1988	1989	1990	1991	1992	1993	1994
	<b>Debit</b>									
<b>100 GOODS</b>	<b>9 566</b>	<b>11 692</b>	<b>12 463</b>	<b>14 210</b>	<b>16 027</b>	<b>16 100</b>	<b>19 795</b>	<b>19 029</b>	<b>18 226</b>	<b>18 123</b>
<b>200 SERVICES</b>	<b>866</b>	<b>916</b>	<b>949</b>	<b>1 024</b>	<b>1 144</b>	<b>1 159</b>	<b>1 329</b>	<b>1 299</b>	<b>1 349</b>	<b>1 427</b>
<b>205 Transportation</b>	<b>425</b>	<b>403</b>	<b>378</b>	<b>399</b>	<b>444</b>	<b>439</b>	<b>532</b>	<b>515</b>	<b>489</b>	<b>508</b>
206 Sea transport	:	:	:	:	:	:	:	292	241	304
207 Passenger transport on sea	:	:	:	:	:	:	:	0	0	0
208 Freight transport on sea	:	:	:	:	:	:	:	232	178	197
209 Support. auxiliary and other services	:	:	:	:	:	:	:	60	63	107
210 Air transport	:	:	:	:	:	:	:	167	186	180
211 Passenger transport by air	:	:	:	:	:	:	:	:	:	:
212 Freight transport by air	:	:	:	:	:	:	:	:	:	:
213 Supporting, auxiliary and other services	:	:	:	:	:	:	:	47	63	71
214 Other transportation	:	:	:	:	:	:	:	55	62	24
<b>236 Travel</b>	<b>68</b>	<b>71</b>	<b>93</b>	<b>110</b>	<b>116</b>	<b>122</b>	<b>149</b>	<b>211</b>	<b>227</b>	<b>229</b>
<b>981 Other services</b>	<b>373</b>	<b>442</b>	<b>478</b>	<b>515</b>	<b>583</b>	<b>598</b>	<b>649</b>	<b>573</b>	<b>634</b>	<b>690</b>
245 Communications services	:	:	:	:	:	:	:	43	8	13
249 Construction services	:	:	:	:	:	:	:	16	18	17
253 Insurance services	:	:	:	:	:	:	:	34	27	38
260 Financial services	:	:	:	:	:	:	:	15	29	37
262 Computer and information services	:	:	:	:	:	:	:	3	6	15
266 Royalties and licence fees	:	:	:	:	:	:	:	70	74	99
268 Other business services	:	:	:	:	:	:	:	374	453	453
269 Merchanting and other trade-related serv.	:	:	:	:	:	:	:	127	147	139
270 Merchanting	:	:	:	:	:	:	:	23	39	14
271 Other trade related services	:	:	:	:	:	:	:	104	108	125
272 Operational leasing	:	:	:	:	:	:	:	0	2	1
273 Misc. business, prof. and technical serv.	:	:	:	:	:	:	:	246	304	313
274 Legal, account., man., cons. and pub. rel.	:	:	:	:	:	:	:	48	69	67
278 Adv., market res. and polling	:	:	:	:	:	:	:	43	76	57
279 Research and development	:	:	:	:	:	:	:	35	35	44
280 Architect., engin. and other technical	:	:	:	:	:	:	:	19	21	28
281 Agric., mining and on-site processing	:	:	:	:	:	:	:	0	0	1
284 Other	:	:	:	:	:	:	:	25	27	35
285 Serv. between affiliated enterprises, nie	:	:	:	:	:	:	:	77	76	82
287 Personal, cultural and recreational services	:	:	:	:	:	:	:	3	3	3
288 Audio-visual and related services	:	:	:	:	:	:	:	3	3	3
289 Other personal, cultural and recreational	:	:	:	:	:	:	:	:	:	:
291 Government services, n i e	17	19	22	21	21	18	21	15	15	14
<b>982 Services not allocated</b>	<b>0</b>	<b>0</b>	<b>0</b>	<b>0</b>	<b>0</b>	<b>0</b>	<b>0</b>	<b>0</b>	<b>0</b>	<b>0</b>
<b>300 INCOME</b>	<b>310</b>	<b>490</b>	<b>640</b>	<b>937</b>	<b>1 163</b>	<b>1 440</b>	<b>1 627</b>	<b>1 851</b>	<b>2 066</b>	<b>2 363</b>
310 Compensation of employees	20	29	33	36	35	37	37	48	55	51
320 Investment Income	290	460	607	901	1 128	1 404	1 590	1 803	2 011	2 311
<b>379 CURRENT TRANSFERS</b>	<b>50</b>	<b>44</b>	<b>53</b>	<b>64</b>	<b>71</b>	<b>77</b>	<b>71</b>	<b>388</b>	<b>233</b>	<b>321</b>
<b>993 CURRENT ACCOUNT</b>	:	:	:	:	:	:	:	<b>22 566</b>	<b>21 875</b>	<b>22 233</b>
<b>994 CAPITAL ACCOUNT</b>	:	:	:	:	:	:	:	:	:	:
<b>010 CURRENT + CAPITAL ACCOUNT</b>	<b>10 792</b>	<b>13 142</b>	<b>14 105</b>	<b>16 235</b>	<b>18 404</b>	<b>18 776</b>	<b>22 822</b>	:	:	:
<b>995 FINANCIAL ACCOUNT</b>	.	.	.	.	.	.	.	.	.	.
<b>998 NET ERRORS AND OMISSIONS</b>	.	.	.	.	.	.	.	.	.	.

**8.7.**
**Reporter: Germany**
**Partner: Japan**

(Mio ECU)

	1985	1986	1987	1988	1989	1990	1991	1992	1993	1994
	<b>Net</b>									
<b>100 GOODS</b>	<b>-6 133</b>	<b>-7 791</b>	<b>-7 571</b>	<b>-8 059</b>	<b>-8 799</b>	<b>-7 769</b>	<b>-11 917</b>	<b>-11 859</b>	<b>-10 322</b>	<b>-9 063</b>
<b>200 SERVICES</b>	<b>227</b>	<b>222</b>	<b>255</b>	<b>333</b>	<b>445</b>	<b>489</b>	<b>429</b>	<b>372</b>	<b>465</b>	<b>342</b>
<b>205 Transportation</b>	<b>34</b>	<b>56</b>	<b>84</b>	<b>127</b>	<b>138</b>	<b>174</b>	<b>113</b>	<b>117</b>	<b>231</b>	<b>165</b>
206 Sea transport	:	:	:	:	:	:	:	-127	-104	-147
207 Passenger transport on sea	:	:	:	:	:	:	:	0	0	0
208 Freight transport on sea	:	:	:	:	:	:	:	-116	-84	-64
209 Support. auxiliary and other services	:	:	:	:	:	:	:	-11	-20	-83
210 Air transport	:	:	:	:	:	:	:	276	374	313
211 Passenger transport by air	:	:	:	:	:	:	:	:	:	:
212 Freight transport by air	:	:	:	:	:	:	:	:	:	:
213 Supporting, auxiliary and other services	:	:	:	:	:	:	:	-36	-51	-57
214 Other transportation	:	:	:	:	:	:	:	-32	-40	-1
<b>236 Travel</b>	<b>131</b>	<b>125</b>	<b>118</b>	<b>134</b>	<b>182</b>	<b>187</b>	<b>142</b>	<b>76</b>	<b>121</b>	<b>118</b>
<b>981 Other services</b>	<b>62</b>	<b>41</b>	<b>53</b>	<b>72</b>	<b>125</b>	<b>128</b>	<b>174</b>	<b>179</b>	<b>114</b>	<b>58</b>
245 Communications services	:	:	:	:	:	:	:	0	-4	4
249 Construction services	:	:	:	:	:	:	:	50	20	6
253 Insurance services	:	:	:	:	:	:	:	3	20	11
260 Financial services	:	:	:	:	:	:	:	79	31	-2
262 Computer and information services	:	:	:	:	:	:	:	4	1	-8
266 Royalties and licence fees	:	:	:	:	:	:	:	88	114	90
268 Other business services	:	:	:	:	:	:	:	-34	-54	-32
269 Merchanting and other trade-related serv.	:	:	:	:	:	:	:	-7	-29	-11
270 Merchanting	:	:	:	:	:	:	:	70	48	78
271 Other trade related services	:	:	:	:	:	:	:	-78	-77	-89
272 Operational leasing	:	:	:	:	:	:	:	0	-2	-1
273 Misc. business, prof. and technical serv.	:	:	:	:	:	:	:	-27	-23	-20
274 Legal, account., man., cons. and pub. rel.	:	:	:	:	:	:	:	9	-5	1
278 Adv., market res. and polling	:	:	:	:	:	:	:	-5	-47	-18
279 Research and development	:	:	:	:	:	:	:	-28	-31	-35
280 Architect., engin. and other technical	:	:	:	:	:	:	:	3	6	-6
281 Agric., mining and on-site processing	:	:	:	:	:	:	:	0	0	-1
284 Other	:	:	:	:	:	:	:	43	85	81
285 Serv. between affiliated enterprises, nie	:	:	:	:	:	:	:	-49	-32	-41
287 Personal, cultural and recreational services	:	:	:	:	:	:	:	-1	-2	-3
288 Audio-visual and related services	:	:	:	:	:	:	:	-1	-2	-3
289 Other personal, cultural and recreational	:	:	:	:	:	:	:	:	:	:
291 Government services, n i e	-9	-7	-8	-1	2	3	-1	-10	-11	-8
<b>982 Services not allocated</b>	<b>0</b>	<b>0</b>	<b>0</b>	<b>0</b>	<b>0</b>	<b>0</b>	<b>0</b>	<b>0</b>	<b>0</b>	<b>0</b>
<b>300 INCOME</b>	<b>32</b>	<b>-38</b>	<b>-149</b>	<b>-316</b>	<b>-56</b>	<b>-28</b>	<b>-139</b>	<b>-325</b>	<b>-539</b>	<b>-892</b>
310 Compensation of employees	-13	-20	-24	-28	-25	-28	-28	-15	-25	-15
320 Investment Income	45	-18	-125	-288	-31	0	-111	-310	-514	-876
<b>379 CURRENT TRANSFERS</b>	<b>19</b>	<b>19</b>	<b>11</b>	<b>4</b>	<b>2</b>	<b>18</b>	<b>13</b>	<b>-111</b>	<b>136</b>	<b>89</b>
<b>993 CURRENT ACCOUNT</b>	<b>:</b>	<b>:</b>	<b>:</b>	<b>:</b>	<b>:</b>	<b>:</b>	<b>:</b>	<b>-11 923</b>	<b>-10 260</b>	<b>-9 523</b>
<b>994 CAPITAL ACCOUNT</b>	<b>:</b>	<b>:</b>	<b>:</b>	<b>:</b>	<b>:</b>	<b>:</b>	<b>:</b>	<b>:</b>	<b>:</b>	<b>:</b>
<b>010 CURRENT + CAPITAL ACCOUNT</b>	<b>-5 855</b>	<b>-7 587</b>	<b>-7 454</b>	<b>-8 038</b>	<b>-8 407</b>	<b>-7 291</b>	<b>-11 614</b>	<b>:</b>	<b>:</b>	<b>:</b>
<b>995 FINANCIAL ACCOUNT</b>	<b>:</b>	<b>:</b>	<b>:</b>	<b>:</b>	<b>:</b>	<b>:</b>	<b>:</b>	<b>:</b>	<b>:</b>	<b>:</b>
<b>998 NET ERRORS AND OMISSIONS</b>	<b>:</b>	<b>:</b>	<b>:</b>	<b>:</b>	<b>:</b>	<b>:</b>	<b>:</b>	<b>:</b>	<b>:</b>	<b>:</b>

8.7.

Reporter: Germany

Partner: Japan

	(in %)									
	1985	1986	1987	1988	1989	1990	1991	1992	1993	1994
	<b>Cover ratio</b>									
<b>100 GOODS</b>	<b>36</b>	<b>33</b>	<b>39</b>	<b>43</b>	<b>45</b>	<b>52</b>	<b>40</b>	<b>38</b>	<b>43</b>	<b>50</b>
<b>200 SERVICES</b>	<b>126</b>	<b>124</b>	<b>127</b>	<b>132</b>	<b>139</b>	<b>142</b>	<b>132</b>	<b>129</b>	<b>134</b>	<b>124</b>
<b>205 Transportation</b>	<b>108</b>	<b>114</b>	<b>122</b>	<b>132</b>	<b>131</b>	<b>140</b>	<b>121</b>	<b>123</b>	<b>147</b>	<b>133</b>
206 Sea transport	:	:	:	:	:	:	:	56	57	52
207 Passenger transport on sea	:	:	:	:	:	:	:	:	:	:
208 Freight transport on sea	:	:	:	:	:	:	:	50	53	68
209 Support. auxiliary and other services	:	:	:	:	:	:	:	81	69	22
210 Air transport	:	:	:	:	:	:	:	265	301	274
211 Passenger transport by air	:	:	:	:	:	:	:	:	:	:
212 Freight transport by air	:	:	:	:	:	:	:	:	:	:
213 Supporting, auxiliary and other services	:	:	:	:	:	:	:	24	20	20
214 Other transportation	:	:	:	:	:	:	:	43	36	96
<b>236 Travel</b>	<b>293</b>	<b>274</b>	<b>227</b>	<b>221</b>	<b>256</b>	<b>253</b>	<b>195</b>	<b>136</b>	<b>153</b>	<b>151</b>
<b>981 Other services</b>	<b>117</b>	<b>109</b>	<b>111</b>	<b>114</b>	<b>121</b>	<b>121</b>	<b>127</b>	<b>131</b>	<b>118</b>	<b>108</b>
245 Communications services	:	:	:	:	:	:	:	100	47	132
249 Construction services	:	:	:	:	:	:	:	416	212	133
253 Insurance services	:	:	:	:	:	:	:	109	172	130
260 Financial services	:	:	:	:	:	:	:	630	205	94
262 Computer and information services	:	:	:	:	:	:	:	229	117	45
266 Royalties and licence fees	:	:	:	:	:	:	:	225	254	191
268 Other business services	:	:	:	:	:	:	:	91	88	93
269 Merchanting and other trade-related serv.	:	:	:	:	:	:	:	95	80	92
270 Merchanting	:	:	:	:	:	:	:	402	222	677
271 Other trade related services	:	:	:	:	:	:	:	26	29	29
272 Operational leasing	:	:	:	:	:	:	:	:	25	0
273 Misc. business, prof. and technical serv.	:	:	:	:	:	:	:	89	92	94
274 Legal, account., man., cons. and pub. rel.	:	:	:	:	:	:	:	120	93	102
278 Adv., market res. and polling	:	:	:	:	:	:	:	88	38	68
279 Research and development	:	:	:	:	:	:	:	20	12	19
280 Architect., engin. and other technical	:	:	:	:	:	:	:	115	130	80
281 Agric., mining and on-site processing	:	:	:	:	:	:	:	:	:	:
284 Other	:	:	:	:	:	:	:	269	411	331
285 Serv. between affiliated enterprises, nie	:	:	:	:	:	:	:	37	58	51
287 Personal, cultural and recreational services	:	:	:	:	:	:	:	50	20	17
288 Audio-visual and related services	:	:	:	:	:	:	:	50	20	17
289 Other personal, cultural and recreational	:	:	:	:	:	:	:	:	:	:
291 Government services, n i e	50	62	63	93	109	117	95	35	30	41
<b>982 Services not allocated</b>	:	:	:	:	:	:	:	:	:	:
<b>300 INCOME</b>	<b>110</b>	<b>92</b>	<b>77</b>	<b>66</b>	<b>95</b>	<b>98</b>	<b>91</b>	<b>82</b>	<b>74</b>	<b>62</b>
310 Compensation of employees	34	32	28	21	28	23	24	68	54	71
320 Investment Income	116	96	79	68	97	100	93	83	74	62
<b>379 CURRENT TRANSFERS</b>	<b>138</b>	<b>144</b>	<b>121</b>	<b>107</b>	<b>103</b>	<b>123</b>	<b>119</b>	<b>71</b>	<b>158</b>	<b>128</b>
<b>993 CURRENT ACCOUNT</b>	:	:	:	:	:	:	:	<b>47</b>	<b>53</b>	<b>57</b>
<b>994 CAPITAL ACCOUNT</b>	:	:	:	:	:	:	:	:	:	:
<b>010 CURRENT + CAPITAL ACCOUNT</b>	<b>46</b>	<b>42</b>	<b>47</b>	<b>50</b>	<b>54</b>	<b>61</b>	<b>49</b>	:	:	:
<b>995 FINANCIAL ACCOUNT</b>	.	.	.	.	.	.	.	.	.	.
<b>998 NET ERRORS AND OMISSIONS</b>	.	.	.	.	.	.	.	.	.	.

## 9.1.

Reporter: Greece

Partner: World

	(Mio ECU)									
	1985	1986	1987	1988	1989	1990	1991	1992	1993	1994
	<b>Credit</b>									
<b>100 GOODS</b>	<b>5 626</b>	<b>4 586</b>	<b>4 868</b>	<b>5 018</b>	<b>5 441</b>	<b>5 000</b>	<b>5 485</b>	<b>4 629</b>	<b>4 299</b>	<b>4 387</b>
<b>200 SERVICES</b>	<b>6 514</b>	<b>5 918</b>	<b>6 423</b>	<b>7 704</b>	<b>7 982</b>	<b>8 252</b>	<b>8 612</b>	<b>9 035</b>	<b>9 829</b>	<b>11 116</b>
<b>205 Transportation</b>	<b>2 188</b>	<b>1 687</b>	<b>1 790</b>	<b>2 742</b>	<b>2 991</b>	<b>2 914</b>	<b>3 155</b>	<b>3 223</b>	<b>2 626</b>	<b>2 964</b>
206 Sea transport	:	:	:	:	:	:	:	:	1 188	1 340
207 Passenger transport on sea	:	:	:	:	:	:	:	:	59	67
208 Freight transport on sea	:	:	:	:	:	:	:	:	746	842
209 Support. auxiliary and other services	:	:	:	:	:	:	:	:	383	432
210 Air transport	:	:	:	:	:	:	:	:	1 178	1 330
211 Passenger transport by air	:	:	:	:	:	:	:	:	860	971
212 Freight transport by air	:	:	:	:	:	:	:	:	147	166
213 Supporting, auxiliary and other services	:	:	:	:	:	:	:	:	171	193
214 Other transportation	:	:	:	:	:	:	:	:	261	295
<b>236 Travel</b>	<b>2 865</b>	<b>2 897</b>	<b>3 226</b>	<b>3 418</b>	<b>3 748</b>	<b>4 000</b>	<b>3 859</b>	<b>4 275</b>	<b>3 623</b>	<b>4 188</b>
<b>981 Other services</b>	<b>1 461</b>	<b>1 334</b>	<b>1 407</b>	<b>1 544</b>	<b>1 243</b>	<b>1 338</b>	<b>1 598</b>	<b>1 536</b>	<b>3 581</b>	<b>3 964</b>
245 Communications services	:	:	:	:	:	:	:	:	64	83
249 Construction services	:	:	:	:	:	:	:	:	382	416
253 Insurance services	:	:	:	:	:	:	:	:	11	14
260 Financial services	:	:	:	:	:	:	:	:	734	741
262 Computer and information services	:	:	:	:	:	:	:	:	200	226
266 Royalties and licence fees	:	:	:	:	:	:	:	:	0	0
268 Other business services	:	:	:	:	:	:	:	:	2 049	2 333
269 Merchanting and other trade-related serv.	:	:	:	:	:	:	:	:	171	187
270 Merchanting	:	:	:	:	:	:	:	:	-63	-57
271 Other trade related services	:	:	:	:	:	:	:	:	235	244
272 Operational leasing	:	:	:	:	:	:	:	:	82	99
273 Misc. business, prof. and technical serv.	:	:	:	:	:	:	:	:	1 795	2 047
274 Legal, account., man., cons. and pub. rel.	:	:	:	:	:	:	:	:	162	194
278 Adv., market res. and polling	:	:	:	:	:	:	:	:	176	210
279 Research and development	:	:	:	:	:	:	:	:	205	236
280 Architect., engin. and other technical	:	:	:	:	:	:	:	:	351	384
281 Agric., mining and on-site processing	:	:	:	:	:	:	:	:	41	56
284 Other	:	:	:	:	:	:	:	:	353	403
285 Serv. between affiliated enterprises, nie	:	:	:	:	:	:	:	:	507	566
287 Personal, cultural and recreational services	:	:	:	:	:	:	:	:	88	91
288 Audio-visual and related services	:	:	:	:	:	:	:	:	0	0
289 Other personal, cultural and recreational	:	:	:	:	:	:	:	:	88	91
291 Government services, n i e	43	38	36	25	55	36	65	43	52	60
<b>982 Services not allocated</b>	<b>:</b>	<b>:</b>	<b>:</b>	<b>:</b>	<b>:</b>	<b>:</b>	<b>:</b>	<b>:</b>	<b>0</b>	<b>0</b>
<b>300 INCOME</b>	<b>201</b>	<b>110</b>	<b>160</b>	<b>226</b>	<b>258</b>	<b>246</b>	<b>339</b>	<b>428</b>	<b>792</b>	<b>923</b>
310 Compensation of employees	42	26	64	52	34	33	47	127	252	261
320 Investment Income	159	83	96	173	224	213	292	300	540	662
<b>379 CURRENT TRANSFERS</b>	<b>2 188</b>	<b>2 416</b>	<b>2 640</b>	<b>3 097</b>	<b>3 646</b>	<b>3 718</b>	<b>5 007</b>	<b>5 003</b>	<b>4 382</b>	<b>4 627</b>
<b>993 CURRENT ACCOUNT</b>	<b>:</b>	<b>:</b>	<b>:</b>	<b>:</b>	<b>:</b>	<b>:</b>	<b>:</b>	<b>:</b>	<b>19 302</b>	<b>21 053</b>
<b>994 CAPITAL ACCOUNT</b>	<b>:</b>	<b>:</b>	<b>:</b>	<b>:</b>	<b>:</b>	<b>:</b>	<b>:</b>	<b>:</b>	<b>1 186</b>	<b>1 232</b>
<b>010 CURRENT + CAPITAL ACCOUNT</b>	<b>14 529</b>	<b>13 030</b>	<b>14 092</b>	<b>16 045</b>	<b>17 327</b>	<b>17 216</b>	<b>19 443</b>	<b>19 094</b>	<b>20 488</b>	<b>22 285</b>
<b>995 FINANCIAL ACCOUNT</b>	<b>:</b>	<b>:</b>	<b>:</b>	<b>:</b>	<b>:</b>	<b>:</b>	<b>:</b>	<b>:</b>	<b>:</b>	<b>:</b>
<b>998 NET ERRORS AND OMISSIONS</b>	<b>:</b>	<b>:</b>	<b>:</b>	<b>:</b>	<b>:</b>	<b>:</b>	<b>:</b>	<b>:</b>	<b>:</b>	<b>:</b>

9.1.

Reporter: Greece

Partner: World

	(Mio ECU)									
	1985	1986	1987	1988	1989	1990	1991	1992	1993	1994
	<b>Debit</b>									
<b>100 GOODS</b>	<b>12 248</b>	<b>9 170</b>	<b>9 635</b>	<b>10 152</b>	<b>12 142</b>	<b>12 995</b>	<b>13 645</b>	<b>13 569</b>	<b>13 313</b>	<b>13 943</b>
<b>200 SERVICES</b>	<b>2 990</b>	<b>2 625</b>	<b>2 596</b>	<b>2 972</b>	<b>3 370</b>	<b>3 902</b>	<b>3 724</b>	<b>4 072</b>	<b>2 931</b>	<b>3 224</b>
<b>205 Transportation</b>	<b>1 277</b>	<b>1 023</b>	<b>1 043</b>	<b>1 126</b>	<b>1 258</b>	<b>1 418</b>	<b>1 446</b>	<b>1 314</b>	<b>810</b>	<b>965</b>
206 Sea transport	:	:	:	:	:	:	:	:	489	582
207 Passenger transport on sea	:	:	:	:	:	:	:	:	19	23
208 Freight transport on sea	:	:	:	:	:	:	:	:	311	371
209 Support. auxiliary and other services	:	:	:	:	:	:	:	:	158	188
210 Air transport	:	:	:	:	:	:	:	:	255	304
211 Passenger transport by air	:	:	:	:	:	:	:	:	151	179
212 Freight transport by air	:	:	:	:	:	:	:	:	8	9
213 Supporting, auxiliary and other services	:	:	:	:	:	:	:	:	97	115
214 Other transportation	:	:	:	:	:	:	:	:	67	79
<b>236 Travel</b>	<b>482</b>	<b>502</b>	<b>440</b>	<b>620</b>	<b>741</b>	<b>855</b>	<b>819</b>	<b>915</b>	<b>857</b>	<b>946</b>
<b>981 Other services</b>	<b>1 231</b>	<b>1 100</b>	<b>1 113</b>	<b>1 227</b>	<b>1 371</b>	<b>1 629</b>	<b>1 459</b>	<b>1 842</b>	<b>1 264</b>	<b>1 313</b>
245 Communications services	:	:	:	:	:	:	:	:	66	46
249 Construction services	:	:	:	:	:	:	:	:	59	64
253 Insurance services	:	:	:	:	:	:	:	:	130	128
260 Financial services	:	:	:	:	:	:	:	:	114	127
262 Computer and information services	:	:	:	:	:	:	:	:	57	57
266 Royalties and licence fees	:	:	:	:	:	:	:	:	23	40
268 Other business services	:	:	:	:	:	:	:	:	513	538
269 Merchanting and other trade-related serv.	:	:	:	:	:	:	:	:	75	78
270 Merchanting	:	:	:	:	:	:	:	:	0	0
271 Other trade related services	:	:	:	:	:	:	:	:	75	78
272 Operational leasing	:	:	:	:	:	:	:	:	31	32
273 Misc. business, prof. and technical serv.	:	:	:	:	:	:	:	:	408	428
274 Legal, account., man., cons. and pub. rel.	:	:	:	:	:	:	:	:	36	41
278 Adv., market res. and polling	:	:	:	:	:	:	:	:	48	51
279 Research and development	:	:	:	:	:	:	:	:	34	33
280 Architect., engin. and other technical	:	:	:	:	:	:	:	:	68	61
281 Agric., mining and on-site processing	:	:	:	:	:	:	:	:	25	23
284 Other	:	:	:	:	:	:	:	:	55	67
285 Serv. between affiliated enterprises, nie	:	:	:	:	:	:	:	:	143	151
287 Personal, cultural and recreational services	:	:	:	:	:	:	:	:	17	16
288 Audio-visual and related services	:	:	:	:	:	:	:	:	6	7
289 Other personal, cultural and recreational	:	:	:	:	:	:	:	:	11	9
291 Government services, n i e	157	144	132	160	193	191	196	204	285	298
<b>982 Services not allocated</b>	<b>:</b>	<b>:</b>	<b>:</b>	<b>:</b>	<b>:</b>	<b>:</b>	<b>:</b>	<b>:</b>	<b>0</b>	<b>0</b>
<b>300 INCOME</b>	<b>1 680</b>	<b>1 436</b>	<b>1 399</b>	<b>1 504</b>	<b>1 737</b>	<b>1 589</b>	<b>1 721</b>	<b>1 959</b>	<b>1 996</b>	<b>1 952</b>
310 Compensation of employees	59	60	67	80	108	95	95	133	214	186
320 Investment Income	1 621	1 376	1 333	1 424	1 629	1 494	1 625	1 826	1 781	1 766
<b>379 CURRENT TRANSFERS</b>	<b>5</b>	<b>8</b>	<b>7</b>	<b>12</b>	<b>12</b>	<b>9</b>	<b>13</b>	<b>11</b>	<b>14</b>	<b>23</b>
<b>993 CURRENT ACCOUNT</b>	<b>:</b>	<b>:</b>	<b>:</b>	<b>:</b>	<b>:</b>	<b>:</b>	<b>:</b>	<b>:</b>	<b>18 254</b>	<b>19 143</b>
<b>994 CAPITAL ACCOUNT</b>	<b>:</b>	<b>:</b>	<b>:</b>	<b>:</b>	<b>:</b>	<b>:</b>	<b>:</b>	<b>:</b>	<b>0</b>	<b>0</b>
<b>010 CURRENT + CAPITAL ACCOUNT</b>	<b>16 923</b>	<b>13 239</b>	<b>13 637</b>	<b>14 641</b>	<b>17 262</b>	<b>18 496</b>	<b>19 102</b>	<b>19 610</b>	<b>18 254</b>	<b>19 143</b>
<b>995 FINANCIAL ACCOUNT</b>	<b>:</b>	<b>:</b>	<b>:</b>	<b>:</b>	<b>:</b>	<b>:</b>	<b>:</b>	<b>:</b>	<b>:</b>	<b>:</b>
<b>998 NET ERRORS AND OMISSIONS</b>	<b>:</b>	<b>:</b>	<b>:</b>	<b>:</b>	<b>:</b>	<b>:</b>	<b>:</b>	<b>:</b>	<b>:</b>	<b>:</b>

## 9.1.

Reporter: Greece

Partner: World

	(Mio ECU)									
	1985	1986	1987	1988	1989	1990	1991	1992	1993	1994
	<b>Net</b>									
<b>100 GOODS</b>	<b>-6 622</b>	<b>-4 585</b>	<b>-4 767</b>	<b>-5 134</b>	<b>-6 701</b>	<b>-7 995</b>	<b>-8 160</b>	<b>-8 939</b>	<b>-9 015</b>	<b>-9 556</b>
<b>200 SERVICES</b>	<b>3 524</b>	<b>3 294</b>	<b>3 827</b>	<b>4 731</b>	<b>4 612</b>	<b>4 350</b>	<b>4 887</b>	<b>4 963</b>	<b>6 898</b>	<b>7 892</b>
<b>205 Transportation</b>	<b>911</b>	<b>664</b>	<b>747</b>	<b>1 616</b>	<b>1 732</b>	<b>1 496</b>	<b>1 709</b>	<b>1 909</b>	<b>1 815</b>	<b>1 999</b>
206 Sea transport	:	:	:	:	:	:	:	:	699	758
207 Passenger transport on sea	:	:	:	:	:	:	:	:	40	44
208 Freight transport on sea	:	:	:	:	:	:	:	:	435	471
209 Support. auxiliary and other services	:	:	:	:	:	:	:	:	224	243
210 Air transport	:	:	:	:	:	:	:	:	923	1 026
211 Passenger transport by air	:	:	:	:	:	:	:	:	709	791
212 Freight transport by air	:	:	:	:	:	:	:	:	139	156
213 Supporting, auxiliary and other services	:	:	:	:	:	:	:	:	75	78
214 Other transportation	:	:	:	:	:	:	:	:	194	215
<b>236 Travel</b>	<b>2 383</b>	<b>2 395</b>	<b>2 786</b>	<b>2 798</b>	<b>3 008</b>	<b>3 144</b>	<b>3 040</b>	<b>3 360</b>	<b>2 766</b>	<b>3 243</b>
<b>981 Other services</b>	<b>230</b>	<b>234</b>	<b>294</b>	<b>317</b>	<b>-128</b>	<b>-291</b>	<b>139</b>	<b>-306</b>	<b>2 317</b>	<b>2 651</b>
245 Communications services	:	:	:	:	:	:	:	:	-2	37
249 Construction services	:	:	:	:	:	:	:	:	323	352
253 Insurance services	:	:	:	:	:	:	:	:	-119	-113
260 Financial services	:	:	:	:	:	:	:	:	620	614
262 Computer and information services	:	:	:	:	:	:	:	:	143	168
266 Royalties and licence fees	:	:	:	:	:	:	:	:	-23	-40
268 Other business services	:	:	:	:	:	:	:	:	1 536	1 796
269 Merchanting and other trade-related serv.	:	:	:	:	:	:	:	:	97	109
270 Merchanting	:	:	:	:	:	:	:	:	-63	-57
271 Other trade related services	:	:	:	:	:	:	:	:	160	167
272 Operational leasing	:	:	:	:	:	:	:	:	52	66
273 Misc. business, prof. and technical serv.	:	:	:	:	:	:	:	:	1 387	1 620
274 Legal, account., man., cons. and pub. rel.	:	:	:	:	:	:	:	:	126	153
278 Adv., market res. and polling	:	:	:	:	:	:	:	:	128	159
279 Research and development	:	:	:	:	:	:	:	:	171	202
280 Architect., engin. and other technical	:	:	:	:	:	:	:	:	283	323
281 Agric., mining and on-site processing	:	:	:	:	:	:	:	:	16	33
284 Other	:	:	:	:	:	:	:	:	298	335
285 Serv. between affiliated enterprises, nie	:	:	:	:	:	:	:	:	364	415
287 Personal, cultural and recreational services	:	:	:	:	:	:	:	:	72	75
288 Audio-visual and related services	:	:	:	:	:	:	:	:	-6	-7
289 Other personal, cultural and recreational	:	:	:	:	:	:	:	:	78	82
291 Government services, n i e	-1 4	-107	-95	-134	-138	-155	-132	-161	-233	-238
<b>982 Services not allocated</b>	:	:	:	:	:	:	:	:	0	0
<b>300 INCOME</b>	<b>-1 480</b>	<b>-1 326</b>	<b>-1 239</b>	<b>-1 279</b>	<b>-1 480</b>	<b>-1 343</b>	<b>-1 382</b>	<b>-1 531</b>	<b>-1 204</b>	<b>-1 029</b>
310 Compensation of employees	-17	-34	-3	-28	-74	-62	-48	-6	38	75
320 Investment Income	-1 462	-1 292	-1 236	-1 251	-1 405	-1 281	-1 333	-1 525	-1 242	-1 104
<b>379 CURRENT TRANSFERS</b>	<b>2 183</b>	<b>2 408</b>	<b>2 633</b>	<b>3 085</b>	<b>3 634</b>	<b>3 708</b>	<b>4 995</b>	<b>4 992</b>	<b>4 368</b>	<b>4 603</b>
<b>993 CURRENT ACCOUNT</b>	:	:	:	:	:	:	:	:	<b>1 048</b>	<b>1 910</b>
<b>994 CAPITAL ACCOUNT</b>	:	:	:	:	:	:	:	:	<b>1 186</b>	<b>1 232</b>
<b>010 CURRENT + CAPITAL ACCOUNT</b>	<b>-2 394</b>	<b>-209</b>	<b>454</b>	<b>1 404</b>	<b>65</b>	<b>-1 280</b>	<b>341</b>	<b>-516</b>	<b>2 234</b>	<b>3 142</b>
<b>995 FINANCIAL ACCOUNT</b>	:	:	:	:	:	:	:	:	<b>917</b>	<b>2 560</b>
<b>998 NET ERRORS AND OMISSIONS</b>	:	:	:	:	:	:	:	:	<b>-3 151</b>	<b>-5 702</b>

9.1.

Reporter: Greece

Partner: World

	(in %)									
	1985	1986	1987	1988	1989	1990	1991	1992	1993	1994
	<b>Cover ratio</b>									
100 GOODS	46	50	51	49	45	38	40	34	32	31
200 SERVICES	218	225	247	259	237	211	231	222	335	345
205 Transportation	171	165	172	244	238	206	218	245	324	307
206 Sea transport	:	:	:	:	:	:	:	:	243	230
207 Passenger transport on sea	:	:	:	:	:	:	:	:	305	289
208 Freight transport on sea	:	:	:	:	:	:	:	:	240	227
209 Support. auxiliary and other services	:	:	:	:	:	:	:	:	242	229
210 Air transport	:	:	:	:	:	:	:	:	462	438
211 Passenger transport by air	:	:	:	:	:	:	:	:	571	541
212 Freight transport by air	:	:	:	:	:	:	:	:	1 858	1 761
213 Supporting, auxiliary and other services	:	:	:	:	:	:	:	:	177	168
214 Other transportation	:	:	:	:	:	:	:	:	392	372
236 Travel	594	577	732	551	506	468	471	467	423	443
981 Other services	119	121	126	126	91	82	110	83	283	302
245 Communications services	:	:	:	:	:	:	:	:	97	180
249 Construction services	:	:	:	:	:	:	:	:	645	652
253 Insurance services	:	:	:	:	:	:	:	:	9	11
260 Financial services	:	:	:	:	:	:	:	:	645	584
262 Computer and information services	:	:	:	:	:	:	:	:	352	393
266 Royalties and licence fees	:	:	:	:	:	:	:	:	0	0
268 Other business services	:	:	:	:	:	:	:	:	399	434
269 Merchanting and other trade-related serv.	:	:	:	:	:	:	:	:	230	241
270 Merchanting	:	:	:	:	:	:	:	:	:	:
271 Other trade related services	:	:	:	:	:	:	:	:	315	314
272 Operational leasing	:	:	:	:	:	:	:	:	269	305
273 Misc. business, prof. and technical serv.	:	:	:	:	:	:	:	:	440	479
274 Legal, account., man., cons. and pub. rel.	:	:	:	:	:	:	:	:	452	473
278 Adv., market res. and polling	:	:	:	:	:	:	:	:	366	410
279 Research and development	:	:	:	:	:	:	:	:	611	712
280 Architect., engin. and other technical	:	:	:	:	:	:	:	:	517	633
281 Agric., mining and on-site processing	:	:	:	:	:	:	:	:	166	242
284 Other	:	:	:	:	:	:	:	:	644	597
285 Serv. between affiliated enterprises, nie	:	:	:	:	:	:	:	:	354	375
287 Personal, cultural and recreational services	:	:	:	:	:	:	:	:	531	566
288 Audio-visual and related services	:	:	:	:	:	:	:	:	0	0
289 Other personal, cultural and recreational	:	:	:	:	:	:	:	:	830	973
291 Government services, n i e	27	26	28	16	29	19	33	21	18	20
982 Services not allocated	:	:	:	:	:	:	:	:	:	:
300 INCOME	12	8	11	15	15	15	20	22	40	47
310 Compensation of employees	71	44	96	65	31	35	49	95	118	140
320 Investment Income	10	6	7	12	14	14	18	16	30	38
379 CURRENT TRANSFERS	41 750	29 725	38 063	26 157	30 900	39 442	38 781	46 386	30 444	19 759
993 CURRENT ACCOUNT	:	:	:	:	:	:	:	:	106	110
994 CAPITAL ACCOUNT	:	:	:	:	:	:	:	:	:	:
010 CURRENT + CAPITAL ACCOUNT	86	98	103	110	100	93	102	97	112	116
995 FINANCIAL ACCOUNT	.	.	.	.	.	.	.	.	.	.
998 NET ERRORS AND OMISSIONS	.	.	.	.	.	.	.	.	.	.

## 9.2.

Reporter: Greece

Partner: Intra EUR15

(Mio ECU)

	1985	1986	1987	1988	1989	1990	1991	1992	1993	1994
	<b>Credit</b>									
100 GOODS	:	:	:	:	:	:	:	:	2 590	2 636
200 SERVICES	:	:	:	:	:	:	:	:	5 463	6 250
205 Transportation	:	:	:	:	:	:	:	:	1 184	1 337
206 Sea transport	:	:	:	:	:	:	:	:	466	526
207 Passenger transport on sea	:	:	:	:	:	:	:	:	7	8
208 Freight transport on sea	:	:	:	:	:	:	:	:	202	228
209 Support. auxiliary and other services	:	:	:	:	:	:	:	:	258	291
210 Air transport	:	:	:	:	:	:	:	:	555	626
211 Passenger transport by air	:	:	:	:	:	:	:	:	442	499
212 Freight transport by air	:	:	:	:	:	:	:	:	43	49
213 Supporting, auxiliary and other services	:	:	:	:	:	:	:	:	69	78
214 Other transportation	:	:	:	:	:	:	:	:	164	185
236 Travel	:	:	:	:	:	:	:	:	2 598	3 041
981 Other services	:	:	:	:	:	:	:	:	1 681	1 873
245 Communications services	:	:	:	:	:	:	:	:	25	4
249 Construction services	:	:	:	:	:	:	:	:	180	200
253 Insurance services	:	:	:	:	:	:	:	:	8	8
260 Financial services	:	:	:	:	:	:	:	:	345	356
262 Computer and information services	:	:	:	:	:	:	:	:	94	108
266 Royalties and licence fees	:	:	:	:	:	:	:	:	0	0
268 Other business services	:	:	:	:	:	:	:	:	964	1 118
269 Merchanting and other trade-related serv.	:	:	:	:	:	:	:	:	81	88
270 Merchanting	:	:	:	:	:	:	:	:	-30	-29
271 Other trade related services	:	:	:	:	:	:	:	:	110	117
272 Operational leasing	:	:	:	:	:	:	:	:	39	47
273 Misc. business, prof. and technical serv.	:	:	:	:	:	:	:	:	845	983
274 Legal, account., man., cons. and pub. rel.	:	:	:	:	:	:	:	:	76	93
278 Adv., market res. and polling	:	:	:	:	:	:	:	:	83	101
279 Research and development	:	:	:	:	:	:	:	:	96	113
280 Architect., engin. and other technical	:	:	:	:	:	:	:	:	165	184
281 Agric., mining and on-site processing	:	:	:	:	:	:	:	:	20	27
284 Other	:	:	:	:	:	:	:	:	166	193
285 Serv. between affiliated enterprises, nie	:	:	:	:	:	:	:	:	239	272
287 Personal, cultural and recreational services	:	:	:	:	:	:	:	:	42	44
288 Audio-visual and related services	:	:	:	:	:	:	:	:	0	0
289 Other personal, cultural and recreational	:	:	:	:	:	:	:	:	42	44
291 Government services, n i e	:	:	:	:	:	:	:	:	23	36
982 Services not allocated	:	:	:	:	:	:	:	:	0	0
300 INCOME	:	:	:	:	:	:	:	:	362	440
310 Compensation of employees	:	:	:	:	:	:	:	:	97	109
320 Investment Income	:	:	:	:	:	:	:	:	264	330
379 CURRENT TRANSFERS	:	:	:	:	:	:	:	:	3 506	3 718
993 CURRENT ACCOUNT	:	:	:	:	:	:	:	:	11 919	13 044
994 CAPITAL ACCOUNT	:	:	:	:	:	:	:	:	:	:
010 CURRENT + CAPITAL ACCOUNT	:	:	:	:	:	:	:	:	:	:
995 FINANCIAL ACCOUNT	:	:	:	:	:	:	:	:	:	:
998 NET ERRORS AND OMISSIONS	:	:	:	:	:	:	:	:	:	:



## 9.2.

Reporter: Greece

Partner: Intra EUR15

	(Mio ECU)									
	1985	1986	1987	1988	1989	1990	1991	1992	1993	1994
	<b>Debit</b>									
<b>100 GOODS</b>	:	:	:	:	:	:	:	:	8 605	9 464
<b>200 SERVICES</b>	:	:	:	:	:	:	:	:	1 587	1 663
<b>205 Transportation</b>	:	:	:	:	:	:	:	:	411	493
206 Sea transport	:	:	:	:	:	:	:	:	292	349
207 Passenger transport on sea	:	:	:	:	:	:	:	:	13	16
208 Freight transport on sea	:	:	:	:	:	:	:	:	202	243
209 Support. auxiliary and other services	:	:	:	:	:	:	:	:	76	91
210 Air transport	:	:	:	:	:	:	:	:	90	108
211 Passenger transport by air	:	:	:	:	:	:	:	:	36	44
212 Freight transport by air	:	:	:	:	:	:	:	:	1	1
213 Supporting, auxiliary and other services	:	:	:	:	:	:	:	:	52	63
214 Other transportation	:	:	:	:	:	:	:	:	30	35
<b>236 Travel</b>	:	:	:	:	:	:	:	:	500	529
<b>981 Other services</b>	:	:	:	:	:	:	:	:	677	641
245 Communications services	:	:	:	:	:	:	:	:	31	17
249 Construction services	:	:	:	:	:	:	:	:	34	32
253 Insurance services	:	:	:	:	:	:	:	:	86	82
260 Financial services	:	:	:	:	:	:	:	:	65	63
262 Computer and information services	:	:	:	:	:	:	:	:	33	28
266 Royalties and licence fees	:	:	:	:	:	:	:	:	10	18
268 Other business services	:	:	:	:	:	:	:	:	294	266
269 Merchanting and other trade-related serv.	:	:	:	:	:	:	:	:	43	39
270 Merchanting	:	:	:	:	:	:	:	:	0	0
271 Other trade related services	:	:	:	:	:	:	:	:	43	39
272 Operational leasing	:	:	:	:	:	:	:	:	18	16
273 Misc. business, prof. and technical serv.	:	:	:	:	:	:	:	:	234	212
274 Legal, account., man., cons. and pub. rel.	:	:	:	:	:	:	:	:	21	20
278 Adv., market res. and polling	:	:	:	:	:	:	:	:	28	25
279 Research and development	:	:	:	:	:	:	:	:	19	16
280 Architect., engin. and other technical	:	:	:	:	:	:	:	:	39	30
281 Agric., mining and on-site processing	:	:	:	:	:	:	:	:	14	11
284 Other	:	:	:	:	:	:	:	:	31	33
285 Serv. between affiliated enterprises, nie	:	:	:	:	:	:	:	:	82	75
287 Personal, cultural and recreational services	:	:	:	:	:	:	:	:	9	6
288 Audio-visual and related services	:	:	:	:	:	:	:	:	3	2
289 Other personal, cultural and recreational	:	:	:	:	:	:	:	:	6	5
291 Government services, n i e	:	:	:	:	:	:	:	:	115	129
<b>982 Services not allocated</b>	:	:	:	:	:	:	:	:	0	0
<b>300 INCOME</b>	:	:	:	:	:	:	:	:	747	651
310 Compensation of employees	:	:	:	:	:	:	:	:	157	108
320 Investment Income	:	:	:	:	:	:	:	:	590	542
<b>379 CURRENT TRANSFERS</b>	:	:	:	:	:	:	:	:	6	7
<b>993 CURRENT ACCOUNT</b>	:	:	:	:	:	:	:	:	10 945	11 785
<b>994 CAPITAL ACCOUNT</b>	:	:	:	:	:	:	:	:	:	:
<b>010 CURRENT + CAPITAL ACCOUNT</b>	:	:	:	:	:	:	:	:	:	:
<b>995 FINANCIAL ACCOUNT</b>	:	:	:	:	:	:	:	:	:	:
<b>998 NET ERRORS AND OMISSIONS</b>	:	:	:	:	:	:	:	:	:	:

## 9.2.

Reporter: Greece

Partner: Intra EUR15

(Mio ECU)

	1985	1986	1987	1988	1989	1990	1991	1992	1993	1994
	<b>Net</b>									
<b>100 GOODS</b>	:	:	:	:	:	:	:	:	-6 016	-6 829
<b>200 SERVICES</b>	:	:	:	:	:	:	:	:	3 875	4 588
<b>205 Transportation</b>	:	:	:	:	:	:	:	:	773	844
206 Sea transport	:	:	:	:	:	:	:	:	175	177
207 Passenger transport on sea	:	:	:	:	:	:	:	:	-6	-8
208 Freight transport on sea	:	:	:	:	:	:	:	:	-1	-15
209 Support. auxiliary and other services	:	:	:	:	:	:	:	:	182	200
210 Air transport	:	:	:	:	:	:	:	:	465	519
211 Passenger transport by air	:	:	:	:	:	:	:	:	406	455
212 Freight transport by air	:	:	:	:	:	:	:	:	42	48
213 Supporting, auxiliary and other services	:	:	:	:	:	:	:	:	17	15
214 Other transportation	:	:	:	:	:	:	:	:	134	150
<b>236 Travel</b>	:	:	:	:	:	:	:	:	2 098	2 512
<b>981 Other services</b>	:	:	:	:	:	:	:	:	1 004	1 232
245 Communications services	:	:	:	:	:	:	:	:	-7	-13
249 Construction services	:	:	:	:	:	:	:	:	146	168
253 Insurance services	:	:	:	:	:	:	:	:	-78	-74
260 Financial services	:	:	:	:	:	:	:	:	280	293
262 Computer and information services	:	:	:	:	:	:	:	:	62	80
266 Royalties and licence fees	:	:	:	:	:	:	:	:	-10	-18
268 Other business services	:	:	:	:	:	:	:	:	670	852
269 Merchanting and other trade-related serv.	:	:	:	:	:	:	:	:	38	49
270 Merchanting	:	:	:	:	:	:	:	:	-30	-29
271 Other trade related services	:	:	:	:	:	:	:	:	68	79
272 Operational leasing	:	:	:	:	:	:	:	:	21	31
273 Misc. business, prof. and technical serv.	:	:	:	:	:	:	:	:	611	771
274 Legal, account., man., cons. and pub. rel.	:	:	:	:	:	:	:	:	56	73
278 Adv., market res. and polling	:	:	:	:	:	:	:	:	55	75
279 Research and development	:	:	:	:	:	:	:	:	77	97
280 Architect., engin. and other technical	:	:	:	:	:	:	:	:	126	154
281 Agric., mining and on-site processing	:	:	:	:	:	:	:	:	5	15
284 Other	:	:	:	:	:	:	:	:	135	160
285 Serv. between affiliated enterprises, n i e	:	:	:	:	:	:	:	:	157	197
287 Personal, cultural and recreational services	:	:	:	:	:	:	:	:	33	37
288 Audio-visual and related services	:	:	:	:	:	:	:	:	-3	-2
289 Other personal, cultural and recreational	:	:	:	:	:	:	:	:	35	39
291 Government services, n i e	:	:	:	:	:	:	:	:	-92	-93
<b>982 Services not allocated</b>	:	:	:	:	:	:	:	:	0	0
<b>300 INCOME</b>	:	:	:	:	:	:	:	:	-385	-211
310 Compensation of employees	:	:	:	:	:	:	:	:	-60	1
320 Investment Income	:	:	:	:	:	:	:	:	-325	-212
<b>379 CURRENT TRANSFERS</b>	:	:	:	:	:	:	:	:	3 500	3 711
<b>993 CURRENT ACCOUNT</b>	:	:	:	:	:	:	:	:	974	1 259
<b>994 CAPITAL ACCOUNT</b>	:	:	:	:	:	:	:	:	:	:
<b>010 CURRENT + CAPITAL ACCOUNT</b>	:	:	:	:	:	:	:	:	:	:
<b>995 FINANCIAL ACCOUNT</b>	:	:	:	:	:	:	:	:	:	:
<b>998 NET ERRORS AND OMISSIONS</b>	:	:	:	:	:	:	:	:	:	:

## 9.2.

Reporter: Greece

Partner: Intra EUR15

	(in %)									
	1985	1986	1987	1988	1989	1990	1991	1992	1993	1994
	<b>Cover ratio</b>									
<b>100 GOODS</b>	:	:	:	:	:	:	:	:	30	28
<b>200 SERVICES</b>	:	:	:	:	:	:	:	:	344	376
<b>205 Transportation</b>	:	:	:	:	:	:	:	:	288	271
206 Sea transport	:	:	:	:	:	:	:	:	160	151
207 Passenger transport on sea	:	:	:	:	:	:	:	:	51	48
208 Freight transport on sea	:	:	:	:	:	:	:	:	100	94
209 Support. auxiliary and other services	:	:	:	:	:	:	:	:	340	320
210 Air transport	:	:	:	:	:	:	:	:	618	582
211 Passenger transport by air	:	:	:	:	:	:	:	:	1 217	1 146
212 Freight transport by air	:	:	:	:	:	:	:	:	4 231	3 984
213 Supporting, auxiliary and other services	:	:	:	:	:	:	:	:	132	125
214 Other transportation	:	:	:	:	:	:	:	:	555	522
<b>236 Travel</b>	:	:	:	:	:	:	:	:	520	575
<b>981 Other services</b>	:	:	:	:	:	:	:	:	248	292
245 Communications services	:	:	:	:	:	:	:	:	78	25
249 Construction services	:	:	:	:	:	:	:	:	530	632
253 Insurance services	:	:	:	:	:	:	:	:	9	9
260 Financial services	:	:	:	:	:	:	:	:	530	567
262 Computer and information services	:	:	:	:	:	:	:	:	289	381
266 Royalties and licence fees	:	:	:	:	:	:	:	:	0	0
268 Other business services	:	:	:	:	:	:	:	:	328	420
269 Merchanting and other trade-related serv.	:	:	:	:	:	:	:	:	188	228
270 Merchanting	:	:	:	:	:	:	:	:	:	:
271 Other trade related services	:	:	:	:	:	:	:	:	258	305
272 Operational leasing	:	:	:	:	:	:	:	:	221	295
273 Misc. business, prof. and technical serv.	:	:	:	:	:	:	:	:	361	465
274 Legal, account., man., cons. and pub. rel.	:	:	:	:	:	:	:	:	371	459
278 Adv., market res. and polling	:	:	:	:	:	:	:	:	301	398
279 Research and development	:	:	:	:	:	:	:	:	502	691
280 Architect., engin. and other technical	:	:	:	:	:	:	:	:	425	614
281 Agric., mining and on-site processing	:	:	:	:	:	:	:	:	136	235
284 Other	:	:	:	:	:	:	:	:	529	579
285 Serv. between affiliated enterprises, nie	:	:	:	:	:	:	:	:	291	363
287 Personal, cultural and recreational services	:	:	:	:	:	:	:	:	480	692
288 Audio-visual and related services	:	:	:	:	:	:	:	:	0	0
289 Other personal, cultural and recreational	:	:	:	:	:	:	:	:	682	944
291 Government services, n i e	:	:	:	:	:	:	:	:	20	28
<b>982 Services not allocated</b>	:	:	:	:	:	:	:	:	:	:
<b>300 INCOME</b>	:	:	:	:	:	:	:	:	48	68
310 Compensation of employees	:	:	:	:	:	:	:	:	62	101
320 Investment Income	:	:	:	:	:	:	:	:	45	61
<b>379 CURRENT TRANSFERS</b>	:	:	:	:	:	:	:	:	59 144	55 573
<b>993 CURRENT ACCOUNT</b>	:	:	:	:	:	:	:	:	109	111
<b>994 CAPITAL ACCOUNT</b>	:	:	:	:	:	:	:	:	:	:
<b>010 CURRENT + CAPITAL ACCOUNT</b>	:	:	:	:	:	:	:	:	:	:
<b>995 FINANCIAL ACCOUNT</b>	.	.	.	.	.	.	.	.	.	.
<b>998 NET ERRORS AND OMISSIONS</b>	.	.	.	.	.	.	.	.	.	.

## 9.3.

Reporter: Greece

Partner: Extra EUR15

	(Mio ECU)									
	1985	1986	1987	1988	1989	1990	1991	1992	1993	1994
	<b>Credit</b>									
100 GOODS	:	:	:	:	:	:	:	:	1 709	1 752
200 SERVICES	:	:	:	:	:	:	:	:	4 366	4 866
205 Transportation	:	:	:	:	:	:	:	:	1 441	1 627
206 Sea transport	:	:	:	:	:	:	:	:	721	814
207 Passenger transport on sea	:	:	:	:	:	:	:	:	52	59
208 Freight transport on sea	:	:	:	:	:	:	:	:	544	614
209 Support, auxiliary and other services	:	:	:	:	:	:	:	:	125	141
210 Air transport	:	:	:	:	:	:	:	:	623	703
211 Passenger transport by air	:	:	:	:	:	:	:	:	418	472
212 Freight transport by air	:	:	:	:	:	:	:	:	103	117
213 Supporting, auxiliary and other services	:	:	:	:	:	:	:	:	102	115
214 Other transportation	:	:	:	:	:	:	:	:	97	110
236 Travel	:	:	:	:	:	:	:	:	1 025	1 148
981 Other services	:	:	:	:	:	:	:	:	1 900	2 091
245 Communications services	:	:	:	:	:	:	:	:	39	79
249 Construction services	:	:	:	:	:	:	:	:	202	216
253 Insurance services	:	:	:	:	:	:	:	:	3	7
260 Financial services	:	:	:	:	:	:	:	:	388	385
262 Computer and information services	:	:	:	:	:	:	:	:	106	117
266 Royalties and licence fees	:	:	:	:	:	:	:	:	0	0
268 Other business services	:	:	:	:	:	:	:	:	1 085	1 215
269 Merchanting and other trade-related serv.	:	:	:	:	:	:	:	:	91	99
270 Merchanting	:	:	:	:	:	:	:	:	-33	-28
271 Other trade related services	:	:	:	:	:	:	:	:	124	127
272 Operational leasing	:	:	:	:	:	:	:	:	44	51
273 Misc. business, prof. and technical serv.	:	:	:	:	:	:	:	:	950	1 065
274 Legal, account., man., cons. and pub. rel.	:	:	:	:	:	:	:	:	86	101
278 Adv., market res. and polling	:	:	:	:	:	:	:	:	93	109
279 Research and development	:	:	:	:	:	:	:	:	108	122
280 Architect., engin. and other technical	:	:	:	:	:	:	:	:	186	199
281 Agric., mining and on-site processing	:	:	:	:	:	:	:	:	22	29
284 Other	:	:	:	:	:	:	:	:	187	209
285 Serv. between affiliated enterprises, nie	:	:	:	:	:	:	:	:	268	294
287 Personal, cultural and recreational services	:	:	:	:	:	:	:	:	47	47
288 Audio-visual and related services	:	:	:	:	:	:	:	:	0	0
289 Other personal, cultural and recreational	:	:	:	:	:	:	:	:	47	47
291 Government services, n i e	:	:	:	:	:	:	:	:	29	24
982 Services not allocated	:	:	:	:	:	:	:	:	0	0
300 INCOME	:	:	:	:	:	:	:	:	430	483
310 Compensation of employees	:	:	:	:	:	:	:	:	155	151
320 Investment Income	:	:	:	:	:	:	:	:	275	332
379 CURRENT TRANSFERS	:	:	:	:	:	:	:	:	877	909
993 CURRENT ACCOUNT	:	:	:	:	:	:	:	:	7 383	8 010
994 CAPITAL ACCOUNT	:	:	:	:	:	:	:	:	:	:
010 CURRENT + CAPITAL ACCOUNT	:	:	:	:	:	:	:	:	:	:
995 FINANCIAL ACCOUNT	:	:	:	:	:	:	:	:	:	:
998 NET ERRORS AND OMISSIONS	:	:	:	:	:	:	:	:	:	:

## 9.3.

Reporter: Greece

Partner: Extra EUR15

	(Mio ECU)									
	1985	1986	1987	1988	1989	1990	1991	1992	1993	1994
	<b>Debit</b>									
<b>100 GOODS</b>	:	:	:	:	:	:	:	:	4 708	4 479
<b>200 SERVICES</b>	:	:	:	:	:	:	:	:	1 343	1 561
<b>205 Transportation</b>	:	:	:	:	:	:	:	:	399	472
206 Sea transport	:	:	:	:	:	:	:	:	197	233
207 Passenger transport on sea	:	:	:	:	:	:	:	:	6	7
208 Freight transport on sea	:	:	:	:	:	:	:	:	109	128
209 Support. auxiliary and other services	:	:	:	:	:	:	:	:	82	98
210 Air transport	:	:	:	:	:	:	:	:	165	196
211 Passenger transport by air	:	:	:	:	:	:	:	:	114	136
212 Freight transport by air	:	:	:	:	:	:	:	:	7	8
213 Supporting, auxiliary and other services	:	:	:	:	:	:	:	:	44	52
214 Other transportation	:	:	:	:	:	:	:	:	37	44
<b>236 Travel</b>	:	:	:	:	:	:	:	:	357	417
<b>981 Other services</b>	:	:	:	:	:	:	:	:	587	672
245 Communications services	:	:	:	:	:	:	:	:	34	29
249 Construction services	:	:	:	:	:	:	:	:	25	32
253 Insurance services	:	:	:	:	:	:	:	:	44	46
260 Financial services	:	:	:	:	:	:	:	:	49	64
262 Computer and information services	:	:	:	:	:	:	:	:	24	29
266 Royalties and licence fees	:	:	:	:	:	:	:	:	13	21
268 Other business services	:	:	:	:	:	:	:	:	219	272
269 Merchanting and other trade-related serv.	:	:	:	:	:	:	:	:	32	39
270 Merchanting	:	:	:	:	:	:	:	:	0	0
271 Other trade related services	:	:	:	:	:	:	:	:	32	39
272 Operational leasing	:	:	:	:	:	:	:	:	13	16
273 Misc. business, prof. and technical serv.	:	:	:	:	:	:	:	:	174	216
274 Legal, account., man., cons. and pub. rel.	:	:	:	:	:	:	:	:	15	21
278 Adv., market res. and polling	:	:	:	:	:	:	:	:	21	26
279 Research and development	:	:	:	:	:	:	:	:	14	17
280 Architect., engin. and other technical	:	:	:	:	:	:	:	:	29	31
281 Agric., mining and on-site processing	:	:	:	:	:	:	:	:	11	12
284 Other	:	:	:	:	:	:	:	:	23	34
285 Serv. between affiliated enterprises, nie	:	:	:	:	:	:	:	:	61	76
287 Personal, cultural and recreational services	:	:	:	:	:	:	:	:	8	10
288 Audio-visual and related services	:	:	:	:	:	:	:	:	3	5
289 Other personal, cultural and recreational	:	:	:	:	:	:	:	:	5	5
291 Government services, n i e	:	:	:	:	:	:	:	:	170	168
<b>982 Services not allocated</b>	:	:	:	:	:	:	:	:	0	0
<b>300 INCOME</b>	:	:	:	:	:	:	:	:	1 249	1 301
310 Compensation of employees	:	:	:	:	:	:	:	:	57	77
320 Investment Income	:	:	:	:	:	:	:	:	1 192	1 224
<b>379 CURRENT TRANSFERS</b>	:	:	:	:	:	:	:	:	8	17
<b>993 CURRENT ACCOUNT</b>	:	:	:	:	:	:	:	:	7 309	7 358
<b>994 CAPITAL ACCOUNT</b>	:	:	:	:	:	:	:	:	:	:
<b>010 CURRENT + CAPITAL ACCOUNT</b>	:	:	:	:	:	:	:	:	:	:
<b>995 FINANCIAL ACCOUNT</b>	:	:	:	:	:	:	:	:	:	:
<b>998 NET ERRORS AND OMISSIONS</b>	:	:	:	:	:	:	:	:	:	:

## 9.3.

Reporter: Greece

Partner: Extra EUR15

	(Mio ECU)									
	1985	1986	1987	1988	1989	1990	1991	1992	1993	1994
	<b>Net</b>									
<b>100 GOODS</b>	:	:	:	:	:	:	:	:	-2 999	-2 727
<b>200 SERVICES</b>	:	:	:	:	:	:	:	:	3 023	3 304
<b>205 Transportation</b>	:	:	:	:	:	:	:	:	1 042	1 155
206 Sea transport	:	:	:	:	:	:	:	:	524	582
207 Passenger transport on sea	:	:	:	:	:	:	:	:	46	52
208 Freight transport on sea	:	:	:	:	:	:	:	:	436	486
209 Support. auxiliary and other services	:	:	:	:	:	:	:	:	42	43
210 Air transport	:	:	:	:	:	:	:	:	458	507
211 Passenger transport by air	:	:	:	:	:	:	:	:	304	336
212 Freight transport by air	:	:	:	:	:	:	:	:	96	108
213 Supporting, auxiliary and other services	:	:	:	:	:	:	:	:	58	63
214 Other transportation	:	:	:	:	:	:	:	:	60	66
<b>236 Travel</b>	:	:	:	:	:	:	:	:	668	731
<b>981 Other services</b>	:	:	:	:	:	:	:	:	1 313	1 419
245 Communications services	:	:	:	:	:	:	:	:	5	50
249 Construction services	:	:	:	:	:	:	:	:	177	184
253 Insurance services	:	:	:	:	:	:	:	:	-41	-40
260 Financial services	:	:	:	:	:	:	:	:	340	321
262 Computer and information services	:	:	:	:	:	:	:	:	82	88
266 Royalties and licence fees	:	:	:	:	:	:	:	:	-13	-21
268 Other business services	:	:	:	:	:	:	:	:	865	944
269 Merchanting and other trade-related serv.	:	:	:	:	:	:	:	:	59	60
270 Merchanting	:	:	:	:	:	:	:	:	-33	-28
271 Other trade related services	:	:	:	:	:	:	:	:	92	88
272 Operational leasing	:	:	:	:	:	:	:	:	31	35
273 Misc. business, prof. and technical serv.	:	:	:	:	:	:	:	:	776	849
274 Legal, account., man., cons. and pub. rel.	:	:	:	:	:	:	:	:	70	80
278 Adv., market res. and polling	:	:	:	:	:	:	:	:	73	83
279 Research and development	:	:	:	:	:	:	:	:	94	106
280 Architect., engin. and other technical	:	:	:	:	:	:	:	:	157	169
281 Agric., mining and on-site processing	:	:	:	:	:	:	:	:	11	17
284 Other	:	:	:	:	:	:	:	:	163	175
285 Serv. between affiliated enterprises, nie	:	:	:	:	:	:	:	:	207	218
287 Personal, cultural and recreational services	:	:	:	:	:	:	:	:	39	38
288 Audio-visual and related services	:	:	:	:	:	:	:	:	-3	-5
289 Other personal, cultural and recreational	:	:	:	:	:	:	:	:	42	43
291 Government services, n i e	:	:	:	:	:	:	:	:	-141	-145
<b>982 Services not allocated</b>	:	:	:	:	:	:	:	:	0	0
<b>300 INCOME</b>	:	:	:	:	:	:	:	:	-819	-818
310 Compensation of employees	:	:	:	:	:	:	:	:	97	74
320 Investment Income	:	:	:	:	:	:	:	:	-916	-892
<b>379 CURRENT TRANSFERS</b>	:	:	:	:	:	:	:	:	868	892
<b>993 CURRENT ACCOUNT</b>	:	:	:	:	:	:	:	:	74	651
<b>994 CAPITAL ACCOUNT</b>	:	:	:	:	:	:	:	:	:	:
<b>010 CURRENT + CAPITAL ACCOUNT</b>	:	:	:	:	:	:	:	:	:	:
<b>995 FINANCIAL ACCOUNT</b>	:	:	:	:	:	:	:	:	:	:
<b>998 NET ERRORS AND OMISSIONS</b>	:	:	:	:	:	:	:	:	:	:

## 9.3.

Reporter: Greece

Partner: Extra EUR15

	(in %)									
	1985	1986	1987	1988	1989	1990	1991	1992	1993	1994
	<b>Cover ratio</b>									
<b>100 GOODS</b>	:	:	:	:	:	:	:	:	36	39
<b>200 SERVICES</b>	:	:	:	:	:	:	:	:	325	312
<b>205 Transportation</b>	:	:	:	:	:	:	:	:	361	344
206 Sea transport	:	:	:	:	:	:	:	:	366	350
207 Passenger transport on sea	:	:	:	:	:	:	:	:	865	832
208 Freight transport on sea	:	:	:	:	:	:	:	:	501	480
209 Support. auxiliary and other services	:	:	:	:	:	:	:	:	152	145
210 Air transport	:	:	:	:	:	:	:	:	377	359
211 Passenger transport by air	:	:	:	:	:	:	:	:	366	347
212 Freight transport by air	:	:	:	:	:	:	:	:	1 503	1 426
213 Supporting, auxiliary and other services	:	:	:	:	:	:	:	:	231	221
214 Other transportation	:	:	:	:	:	:	:	:	262	250
<b>236 Travel</b>	:	:	:	:	:	:	:	:	287	275
<b>981 Other services</b>	:	:	:	:	:	:	:	:	324	311
245 Communications services	:	:	:	:	:	:	:	:	115	269
249 Construction services	:	:	:	:	:	:	:	:	799	671
253 Insurance services	:	:	:	:	:	:	:	:	8	15
260 Financial services	:	:	:	:	:	:	:	:	799	601
262 Computer and information services	:	:	:	:	:	:	:	:	436	404
266 Royalties and licence fees	:	:	:	:	:	:	:	:	0	0
268 Other business services	:	:	:	:	:	:	:	:	495	447
269 Merchanting and other trade-related serv.	:	:	:	:	:	:	:	:	285	253
270 Merchanting	:	:	:	:	:	:	:	:	:	:
271 Other trade related services	:	:	:	:	:	:	:	:	390	323
272 Operational leasing	:	:	:	:	:	:	:	:	334	313
273 Misc. business, prof. and technical serv.	:	:	:	:	:	:	:	:	545	493
274 Legal, account., man., cons. and pub. rel.	:	:	:	:	:	:	:	:	560	487
278 Adv., market res. and polling	:	:	:	:	:	:	:	:	453	422
279 Research and development	:	:	:	:	:	:	:	:	757	733
280 Architect., engin. and other technical	:	:	:	:	:	:	:	:	641	651
281 Agric., mining and on-site processing	:	:	:	:	:	:	:	:	206	250
284 Other	:	:	:	:	:	:	:	:	798	614
285 Serv. between affiliated enterprises, nie	:	:	:	:	:	:	:	:	439	386
287 Personal, cultural and recreational services	:	:	:	:	:	:	:	:	587	484
288 Audio-visual and related services	:	:	:	:	:	:	:	:	0	0
289 Other personal, cultural and recreational	:	:	:	:	:	:	:	:	1 028	1 001
291 Government services, n i e	:	:	:	:	:	:	:	:	17	14
<b>982 Services not allocated</b>	:	:	:	:	:	:	:	:	:	:
<b>300 INCOME</b>	:	:	:	:	:	:	:	:	34	37
310 Compensation of employees	:	:	:	:	:	:	:	:	270	196
320 Investment Income	:	:	:	:	:	:	:	:	23	27
<b>379 CURRENT TRANSFERS</b>	:	:	:	:	:	:	:	:	10 354	5 433
<b>993 CURRENT ACCOUNT</b>	:	:	:	:	:	:	:	:	101	109
<b>994 CAPITAL ACCOUNT</b>	:	:	:	:	:	:	:	:	:	:
<b>010 CURRENT + CAPITAL ACCOUNT</b>	:	:	:	:	:	:	:	:	:	:
<b>995 FINANCIAL ACCOUNT</b>	.	.	.	.	.	.	.	.	.	.
<b>998 NET ERRORS AND OMISSIONS</b>	.	.	.	.	.	.	.	.	.	.

## 9.4.

Reporter: Greece

Partner: Intra EUR12

(Mio ECU)

	1985	1986	1987	1988	1989	1990	1991	1992	1993	1994
	<b>Credit</b>									
100 GOODS	2 310	2 462	2 766	2 949	3 347	3 200	3 283	2 788	2 473	2 517
200 SERVICES	2 806	2 732	3 074	3 618	3 738	3 968	4 228	4 464	5 174	5 935
205 Transportation	928	750	800	1 158	1 258	1 251	1 366	1 395	1 182	1 334
206 Sea transport	:	:	:	:	:	:	:	:	465	525
207 Passenger transport on sea	:	:	:	:	:	:	:	:	7	8
208 Freight transport on sea	:	:	:	:	:	:	:	:	201	227
209 Support. auxiliary and other services	:	:	:	:	:	:	:	:	257	290
210 Air transport	:	:	:	:	:	:	:	:	554	625
211 Passenger transport by air	:	:	:	:	:	:	:	:	441	498
212 Freight transport by air	:	:	:	:	:	:	:	:	43	49
213 Supporting, auxiliary and other services	:	:	:	:	:	:	:	:	69	78
214 Other transportation	:	:	:	:	:	:	:	:	164	185
236 Travel	1 313	1 431	1 664	1 786	1 908	2 096	2 098	2 297	2 407	2 830
981 Other services	565	551	610	674	572	620	764	772	1 586	1 771
245 Communications services	:	:	:	:	:	:	:	:	20	3
249 Construction services	:	:	:	:	:	:	:	:	170	189
253 Insurance services	:	:	:	:	:	:	:	:	8	8
260 Financial services	:	:	:	:	:	:	:	:	327	336
262 Computer and information services	:	:	:	:	:	:	:	:	89	103
266 Royalties and licence fees	:	:	:	:	:	:	:	:	0	0
268 Other business services	:	:	:	:	:	:	:	:	911	1 056
269 Merchanting and other trade-related serv.	:	:	:	:	:	:	:	:	75	82
270 Merchanting	:	:	:	:	:	:	:	:	-30	-29
271 Other trade related services	:	:	:	:	:	:	:	:	105	111
272 Operational leasing	:	:	:	:	:	:	:	:	37	45
273 Misc. business, prof. and technical serv.	:	:	:	:	:	:	:	:	799	930
274 Legal, account., man., cons. and pub. rel.	:	:	:	:	:	:	:	:	72	88
278 Adv., market res. and polling	:	:	:	:	:	:	:	:	79	95
279 Research and development	:	:	:	:	:	:	:	:	91	107
280 Architect., engin. and other technical	:	:	:	:	:	:	:	:	156	174
281 Agric., mining and on-site processing	:	:	:	:	:	:	:	:	18	25
284 Other	:	:	:	:	:	:	:	:	157	183
285 Serv. between affiliated enterprises, nie	:	:	:	:	:	:	:	:	226	257
287 Personal, cultural and recreational services	:	:	:	:	:	:	:	:	39	41
288 Audio-visual and related services	:	:	:	:	:	:	:	:	0	0
289 Other personal, cultural and recreational	:	:	:	:	:	:	:	:	39	41
291 Government services, n i e	10	13	10	5	26	6	5	10	22	35
982 Services not allocated	:	:	:	:	:	:	:	:	0	0
300 INCOME	59	45	77	134	175	148	204	220	347	422
310 Compensation of employees	14	6	11	13	9	11	13	49	91	102
320 Investment Income	45	39	66	122	166	137	191	171	256	320
379 CURRENT TRANSFERS	1 405	1 883	2 067	2 358	2 984	3 058	4 171	4 127	3 458	3 666
993 CURRENT ACCOUNT	:	:	:	:	:	:	:	:	11 453	12 540
994 CAPITAL ACCOUNT	:	:	:	:	:	:	:	:	:	:
010 CURRENT + CAPITAL ACCOUNT	6 581	7 122	7 984	9 059	10 244	10 374	11 887	11 599	:	:
995 FINANCIAL ACCOUNT	:	:	:	:	:	:	:	:	:	:
998 NET ERRORS AND OMISSIONS	:	:	:	:	:	:	:	:	:	:



## 9.4.

Reporter: Greece

Partner: Intra EUR12

	(Mio ECU)									
	1985	1986	1987	1988	1989	1990	1991	1992	1993	1994
	<b>Debit</b>									
<b>100 GOODS</b>	<b>5 830</b>	<b>5 416</b>	<b>5 817</b>	<b>6 228</b>	<b>7 207</b>	<b>7 863</b>	<b>8 164</b>	<b>8 533</b>	<b>8 202</b>	<b>9 020</b>
<b>200 SERVICES</b>	<b>1 298</b>	<b>1 196</b>	<b>1 186</b>	<b>1 412</b>	<b>1 574</b>	<b>1 853</b>	<b>1 837</b>	<b>2 035</b>	<b>1 553</b>	<b>1 625</b>
<b>205 Transportation</b>	<b>541</b>	<b>455</b>	<b>457</b>	<b>514</b>	<b>566</b>	<b>646</b>	<b>681</b>	<b>601</b>	<b>405</b>	<b>483</b>
206 Sea transport	:	:	:	:	:	:	:	:	287	342
207 Passenger transport on sea	:	:	:	:	:	:	:	:	13	16
208 Freight transport on sea	:	:	:	:	:	:	:	:	200	238
209 Support. auxiliary and other services	:	:	:	:	:	:	:	:	75	89
210 Air transport	:	:	:	:	:	:	:	:	88	105
211 Passenger transport by air	:	:	:	:	:	:	:	:	36	43
212 Freight transport by air	:	:	:	:	:	:	:	:	1	1
213 Supporting, auxiliary and other services	:	:	:	:	:	:	:	:	52	62
214 Other transportation	:	:	:	:	:	:	:	:	29	35
<b>236 Travel</b>	<b>246</b>	<b>260</b>	<b>246</b>	<b>350</b>	<b>403</b>	<b>450</b>	<b>464</b>	<b>533</b>	<b>488</b>	<b>516</b>
<b>981 Other services</b>	<b>510</b>	<b>481</b>	<b>483</b>	<b>547</b>	<b>605</b>	<b>757</b>	<b>693</b>	<b>901</b>	<b>660</b>	<b>626</b>
245 Communications services	:	:	:	:	:	:	:	:	30	16
249 Construction services	:	:	:	:	:	:	:	:	33	31
253 Insurance services	:	:	:	:	:	:	:	:	82	78
260 Financial services	:	:	:	:	:	:	:	:	64	61
262 Computer and information services	:	:	:	:	:	:	:	:	32	28
266 Royalties and licence fees	:	:	:	:	:	:	:	:	10	18
268 Other business services	:	:	:	:	:	:	:	:	287	260
269 Merchanting and other trade-related serv.	:	:	:	:	:	:	:	:	42	38
270 Merchanting	:	:	:	:	:	:	:	:	0	0
271 Other trade related services	:	:	:	:	:	:	:	:	42	38
272 Operational leasing	:	:	:	:	:	:	:	:	17	16
273 Misc. business, prof. and technical serv.	:	:	:	:	:	:	:	:	228	207
274 Legal, account., man., cons. and pub. rel.	:	:	:	:	:	:	:	:	20	20
278 Adv., market res. and polling	:	:	:	:	:	:	:	:	27	25
279 Research and development	:	:	:	:	:	:	:	:	19	16
280 Architect., engin. and other technical	:	:	:	:	:	:	:	:	38	29
281 Agric., mining and on-site processing	:	:	:	:	:	:	:	:	14	11
284 Other	:	:	:	:	:	:	:	:	31	33
285 Serv. between affiliated enterprises, nie	:	:	:	:	:	:	:	:	80	73
287 Personal, cultural and recreational services	:	:	:	:	:	:	:	:	9	6
288 Audio-visual and related services	:	:	:	:	:	:	:	:	3	2
289 Other personal, cultural and recreational	:	:	:	:	:	:	:	:	6	5
291 Government services, n i e	48	37	23	52	65	75	68	78	114	128
<b>982 Services not allocated</b>	<b>:</b>	<b>:</b>	<b>:</b>	<b>:</b>	<b>:</b>	<b>:</b>	<b>:</b>	<b>:</b>	<b>0</b>	<b>0</b>
<b>300 INCOME</b>	<b>570</b>	<b>384</b>	<b>375</b>	<b>396</b>	<b>531</b>	<b>413</b>	<b>579</b>	<b>1 077</b>	<b>731</b>	<b>638</b>
310 Compensation of employees	31	35	45	46	64	67	63	91	149	103
320 Investment income	539	350	330	350	467	346	516	986	582	536
<b>379 CURRENT TRANSFERS</b>	<b>1</b>	<b>2</b>	<b>3</b>	<b>5</b>	<b>4</b>	<b>3</b>	<b>4</b>	<b>3</b>	<b>6</b>	<b>7</b>
<b>993 CURRENT ACCOUNT</b>	<b>:</b>	<b>:</b>	<b>:</b>	<b>:</b>	<b>:</b>	<b>:</b>	<b>:</b>	<b>:</b>	<b>10 491</b>	<b>11 290</b>
<b>994 CAPITAL ACCOUNT</b>	<b>:</b>	<b>:</b>	<b>:</b>	<b>:</b>	<b>:</b>	<b>:</b>	<b>:</b>	<b>:</b>	<b>:</b>	<b>:</b>
<b>010 CURRENT + CAPITAL ACCOUNT</b>	<b>7 699</b>	<b>6 998</b>	<b>7 381</b>	<b>8 040</b>	<b>9 316</b>	<b>10 132</b>	<b>10 584</b>	<b>11 649</b>	<b>:</b>	<b>:</b>
<b>995 FINANCIAL ACCOUNT</b>	<b>:</b>	<b>:</b>	<b>:</b>	<b>:</b>	<b>:</b>	<b>:</b>	<b>:</b>	<b>:</b>	<b>:</b>	<b>:</b>
<b>998 NET ERRORS AND OMISSIONS</b>	<b>:</b>	<b>:</b>	<b>:</b>	<b>:</b>	<b>:</b>	<b>:</b>	<b>:</b>	<b>:</b>	<b>:</b>	<b>:</b>

## 9.4.

Reporter: Greece

Partner: Intra EUR12

	(Mio ECU)									
	1985	1986	1987	1988	1989	1990	1991	1992	1993	1994
	<b>Net</b>									
<b>100 GOODS</b>	<b>-3 520</b>	<b>-2 954</b>	<b>-3 051</b>	<b>-3 279</b>	<b>-3 860</b>	<b>-4 663</b>	<b>-4 881</b>	<b>-5 745</b>	<b>-5 728</b>	<b>-6 503</b>
<b>200 SERVICES</b>	<b>1 509</b>	<b>1 537</b>	<b>1 888</b>	<b>2 207</b>	<b>2 164</b>	<b>2 115</b>	<b>2 391</b>	<b>2 429</b>	<b>3 621</b>	<b>4 310</b>
<b>205 Transportation</b>	<b>387</b>	<b>295</b>	<b>343</b>	<b>644</b>	<b>692</b>	<b>605</b>	<b>685</b>	<b>794</b>	<b>776</b>	<b>851</b>
206 Sea transport	:	:	:	:	:	:	:	:	178	183
207 Passenger transport on sea	:	:	:	:	:	:	:	:	-6	-8
208 Freight transport on sea	:	:	:	:	:	:	:	:	2	-11
209 Support. auxiliary and other services	:	:	:	:	:	:	:	:	182	201
210 Air transport	:	:	:	:	:	:	:	:	465	520
211 Passenger transport by air	:	:	:	:	:	:	:	:	405	455
212 Freight transport by air	:	:	:	:	:	:	:	:	42	48
213 Supporting, auxiliary and other services	:	:	:	:	:	:	:	:	18	17
214 Other transportation	:	:	:	:	:	:	:	:	134	150
<b>236 Travel</b>	<b>1 067</b>	<b>1 171</b>	<b>1 418</b>	<b>1 436</b>	<b>1 505</b>	<b>1 646</b>	<b>1 634</b>	<b>1 764</b>	<b>1 919</b>	<b>2 314</b>
<b>981 Other services</b>	<b>55</b>	<b>71</b>	<b>127</b>	<b>127</b>	<b>-33</b>	<b>-136</b>	<b>72</b>	<b>-129</b>	<b>926</b>	<b>1 145</b>
245 Communications services	:	:	:	:	:	:	:	:	-10	-13
249 Construction services	:	:	:	:	:	:	:	:	137	158
253 Insurance services	:	:	:	:	:	:	:	:	-74	-71
260 Financial services	:	:	:	:	:	:	:	:	263	275
262 Computer and information services	:	:	:	:	:	:	:	:	57	75
266 Royalties and licence fees	:	:	:	:	:	:	:	:	-10	-18
268 Other business services	:	:	:	:	:	:	:	:	624	796
269 Merchanting and other trade-related serv.	:	:	:	:	:	:	:	:	33	44
270 Merchanting	:	:	:	:	:	:	:	:	-30	-29
271 Other trade related services	:	:	:	:	:	:	:	:	63	73
272 Operational leasing	:	:	:	:	:	:	:	:	20	29
273 Misc. business, prof. and technical serv.	:	:	:	:	:	:	:	:	571	723
274 Legal, account., man., cons. and pub. rel.	:	:	:	:	:	:	:	:	52	68
278 Adv., market res. and polling	:	:	:	:	:	:	:	:	52	70
279 Research and development	:	:	:	:	:	:	:	:	72	91
280 Architect., engin. and other technical	:	:	:	:	:	:	:	:	118	145
281 Agric., mining and on-site processing	:	:	:	:	:	:	:	:	4	14
284 Other	:	:	:	:	:	:	:	:	126	150
285 Serv. between affiliated enterprises, nie	:	:	:	:	:	:	:	:	146	184
287 Personal, cultural and recreational services	:	:	:	:	:	:	:	:	31	35
288 Audio-visual and related services	:	:	:	:	:	:	:	:	-3	-2
289 Other personal, cultural and recreational	:	:	:	:	:	:	:	:	33	37
291 Government services, n i e	-38	-23	-14	-47	-39	-68	-63	-68	-91	-92
<b>982 Services not allocated</b>	:	:	:	:	:	:	:	:	<b>0</b>	<b>0</b>
<b>300 INCOME</b>	<b>-511</b>	<b>-339</b>	<b>-298</b>	<b>-261</b>	<b>-356</b>	<b>-266</b>	<b>-374</b>	<b>-857</b>	<b>-384</b>	<b>-216</b>
310 Compensation of employees	-17	-28	-34	-33	-55	-56	-50	-42	-58	-1
320 Investment Income	-494	-311	-264	-228	-300	-210	-324	-815	-326	-215
<b>379 CURRENT TRANSFERS</b>	<b>1 404</b>	<b>1 881</b>	<b>2 065</b>	<b>2 353</b>	<b>2 980</b>	<b>3 055</b>	<b>4 167</b>	<b>4 124</b>	<b>3 452</b>	<b>3 659</b>
<b>993 CURRENT ACCOUNT</b>	:	:	:	:	:	:	:	:	<b>961</b>	<b>1 250</b>
<b>994 CAPITAL ACCOUNT</b>	:	:	:	:	:	:	:	:	:	:
<b>010 CURRENT + CAPITAL ACCOUNT</b>	<b>-1 119</b>	<b>124</b>	<b>603</b>	<b>1 019</b>	<b>928</b>	<b>241</b>	<b>1 303</b>	<b>-50</b>	:	:
<b>995 FINANCIAL ACCOUNT</b>	:	:	:	:	:	:	:	:	:	:
<b>998 NET ERRORS AND OMISSIONS</b>	:	:	:	:	:	:	:	:	:	:

## 9.4.

Reporter: Greece

Partner: Intra EUR12

	(in %)									
	1985	1986	1987	1988	1989	1990	1991	1992	1993	1994
	<b>Cover ratio</b>									
<b>100 GOODS</b>	<b>40</b>	<b>45</b>	<b>48</b>	<b>47</b>	<b>46</b>	<b>41</b>	<b>40</b>	<b>33</b>	<b>30</b>	<b>28</b>
<b>200 SERVICES</b>	<b>216</b>	<b>229</b>	<b>259</b>	<b>256</b>	<b>237</b>	<b>214</b>	<b>230</b>	<b>219</b>	<b>333</b>	<b>365</b>
<b>205 Transportation</b>	<b>172</b>	<b>165</b>	<b>175</b>	<b>225</b>	<b>222</b>	<b>194</b>	<b>201</b>	<b>232</b>	<b>292</b>	<b>276</b>
206 Sea transport	:	:	:	:	:	:	:	:	162	153
207 Passenger transport on sea	:	:	:	:	:	:	:	:	52	49
208 Freight transport on sea	:	:	:	:	:	:	:	:	101	96
209 Support. auxiliary and other services	:	:	:	:	:	:	:	:	344	326
210 Air transport	:	:	:	:	:	:	:	:	626	593
211 Passenger transport by air	:	:	:	:	:	:	:	:	1 232	1 167
212 Freight transport by air	:	:	:	:	:	:	:	:	4 282	4 058
213 Supporting, auxiliary and other services	:	:	:	:	:	:	:	:	134	127
214 Other transportation	:	:	:	:	:	:	:	:	561	532
<b>236 Travel</b>	<b>533</b>	<b>550</b>	<b>676</b>	<b>510</b>	<b>473</b>	<b>466</b>	<b>452</b>	<b>431</b>	<b>494</b>	<b>548</b>
<b>981 Other services</b>	<b>111</b>	<b>115</b>	<b>126</b>	<b>123</b>	<b>95</b>	<b>82</b>	<b>110</b>	<b>86</b>	<b>240</b>	<b>283</b>
245 Communications services	:	:	:	:	:	:	:	:	66	21
249 Construction services	:	:	:	:	:	:	:	:	513	612
253 Insurance services	:	:	:	:	:	:	:	:	9	10
260 Financial services	:	:	:	:	:	:	:	:	513	549
262 Computer and information services	:	:	:	:	:	:	:	:	280	369
266 Royalties and licence fees	:	:	:	:	:	:	:	:	0	0
268 Other business services	:	:	:	:	:	:	:	:	317	407
269 Merchating and other trade-related serv.	:	:	:	:	:	:	:	:	179	217
270 Merchating	:	:	:	:	:	:	:	:	:	:
271 Other trade related services	:	:	:	:	:	:	:	:	250	295
272 Operational leasing	:	:	:	:	:	:	:	:	214	286
273 Misc. business, prof. and technical serv.	:	:	:	:	:	:	:	:	350	450
274 Legal, account., man., cons. and pub. rel.	:	:	:	:	:	:	:	:	359	444
278 Adv., market res. and polling	:	:	:	:	:	:	:	:	291	385
279 Research and development	:	:	:	:	:	:	:	:	486	669
280 Architect., engin. and other technical	:	:	:	:	:	:	:	:	412	595
281 Agric., mining and on-site processing	:	:	:	:	:	:	:	:	132	228
284 Other	:	:	:	:	:	:	:	:	513	561
285 Serv. between affiliated enterprises, nie	:	:	:	:	:	:	:	:	282	352
287 Personal, cultural and recreational services	:	:	:	:	:	:	:	:	462	666
288 Audio-visual and related services	:	:	:	:	:	:	:	:	0	0
289 Other personal, cultural and recreational	:	:	:	:	:	:	:	:	661	914
291 Government services, n i e	22	36	41	10	40	8	7	13	20	28
<b>982 Services not allocated</b>	:	:	:	:	:	:	:	:	:	:
<b>300 INCOME</b>	<b>10</b>	<b>12</b>	<b>21</b>	<b>34</b>	<b>33</b>	<b>36</b>	<b>35</b>	<b>20</b>	<b>47</b>	<b>66</b>
310 Compensation of employees	46	18	25	28	14	16	21	54	61	99
320 Investment Income	8	11	20	35	36	39	37	17	44	60
<b>379 CURRENT TRANSFERS</b>	<b>107 200</b>	<b>92 650</b>	<b>79 467</b>	<b>46 467</b>	<b>82 175</b>	<b>97 325</b>	<b>103 380</b>	<b>133 925</b>	<b>58 347</b>	<b>54 794</b>
<b>993 CURRENT ACCOUNT</b>	:	:	:	:	:	:	:	:	109	111
<b>994 CAPITAL ACCOUNT</b>	:	:	:	:	:	:	:	:	:	:
<b>010 CURRENT + CAPITAL ACCOUNT</b>	<b>85</b>	<b>102</b>	<b>108</b>	<b>113</b>	<b>110</b>	<b>102</b>	<b>112</b>	<b>100</b>	:	:
<b>995 FINANCIAL ACCOUNT</b>	.	.	.	.	.	.	.	.	.	.
<b>998 NET ERRORS AND OMISSIONS</b>	.	.	.	.	.	.	.	.	.	.

## 9.5.

Reporter: Greece

Partner: Extra EUR12

(Mio ECU)

	1985	1986	1987	1988	1989	1990	1991	1992	1993	1994
	<b>Credit</b>									
<b>100 GOODS</b>	<b>3 315</b>	<b>2 124</b>	<b>2 102</b>	<b>2 069</b>	<b>2 094</b>	<b>1 800</b>	<b>2 202</b>	<b>1 841</b>	<b>1 826</b>	<b>1 871</b>
<b>200 SERVICES</b>	<b>3 708</b>	<b>3 186</b>	<b>3 349</b>	<b>4 086</b>	<b>4 244</b>	<b>4 284</b>	<b>4 383</b>	<b>4 570</b>	<b>4 655</b>	<b>5 181</b>
<b>205 Transportation</b>	<b>1 260</b>	<b>937</b>	<b>990</b>	<b>1 584</b>	<b>1 733</b>	<b>1 663</b>	<b>1 789</b>	<b>1 828</b>	<b>1 444</b>	<b>1 630</b>
206 Sea transport	:	:	:	:	:	:	:	:	722	815
207 Passenger transport on sea	:	:	:	:	:	:	:	:	52	59
208 Freight transport on sea	:	:	:	:	:	:	:	:	545	615
209 Support. auxiliary and other services	:	:	:	:	:	:	:	:	126	142
210 Air transport	:	:	:	:	:	:	:	:	624	705
211 Passenger transport by air	:	:	:	:	:	:	:	:	419	473
212 Freight transport by air	:	:	:	:	:	:	:	:	103	117
213 Supporting, auxiliary and other services	:	:	:	:	:	:	:	:	102	115
214 Other transportation	:	:	:	:	:	:	:	:	97	110
<b>236 Travel</b>	<b>1 552</b>	<b>1 466</b>	<b>1 562</b>	<b>1 632</b>	<b>1 840</b>	<b>1 904</b>	<b>1 761</b>	<b>1 978</b>	<b>1 216</b>	<b>1 358</b>
<b>981 Other services</b>	<b>895</b>	<b>783</b>	<b>797</b>	<b>870</b>	<b>671</b>	<b>717</b>	<b>833</b>	<b>764</b>	<b>1 995</b>	<b>2 192</b>
245 Communications services	:	:	:	:	:	:	:	:	44	80
249 Construction services	:	:	:	:	:	:	:	:	212	227
253 Insurance services	:	:	:	:	:	:	:	:	3	7
260 Financial services	:	:	:	:	:	:	:	:	407	404
262 Computer and information services	:	:	:	:	:	:	:	:	111	123
266 Royalties and licence fees	:	:	:	:	:	:	:	:	0	0
268 Other business services	:	:	:	:	:	:	:	:	1 138	1 277
269 Merchanting and other trade-related serv.	:	:	:	:	:	:	:	:	97	106
270 Merchanting	:	:	:	:	:	:	:	:	-33	-28
271 Other trade related services	:	:	:	:	:	:	:	:	130	133
272 Operational leasing	:	:	:	:	:	:	:	:	46	54
273 Misc. business, prof. and technical serv.	:	:	:	:	:	:	:	:	996	1 118
274 Legal, account., man., cons. and pub. rel.	:	:	:	:	:	:	:	:	90	106
278 Adv., market res. and polling	:	:	:	:	:	:	:	:	98	114
279 Research and development	:	:	:	:	:	:	:	:	114	129
280 Architect., engin. and other technical	:	:	:	:	:	:	:	:	195	209
281 Agric., mining and on-site processing	:	:	:	:	:	:	:	:	23	30
284 Other	:	:	:	:	:	:	:	:	196	220
285 Serv. between affiliated enterprises, nie	:	:	:	:	:	:	:	:	281	309
287 Personal, cultural and recreational services	:	:	:	:	:	:	:	:	49	50
288 Audio-visual and related services	:	:	:	:	:	:	:	:	0	0
289 Other personal, cultural and recreational	:	:	:	:	:	:	:	:	49	50
291 Government services, n i e	33	24	27	20	29	30	60	33	30	24
<b>982 Services not allocated</b>	<b>:</b>	<b>:</b>	<b>:</b>	<b>:</b>	<b>:</b>	<b>:</b>	<b>:</b>	<b>:</b>	<b>0</b>	<b>0</b>
<b>300 INCOME</b>	<b>142</b>	<b>65</b>	<b>83</b>	<b>91</b>	<b>83</b>	<b>98</b>	<b>135</b>	<b>207</b>	<b>445</b>	<b>501</b>
310 Compensation of employees	28	20	53	40	25	22	34	78	161	159
320 Investment Income	114	45	30	52	58	76	101	129	284	342
<b>379 CURRENT TRANSFERS</b>	<b>784</b>	<b>533</b>	<b>573</b>	<b>739</b>	<b>663</b>	<b>660</b>	<b>836</b>	<b>876</b>	<b>924</b>	<b>961</b>
<b>993 CURRENT ACCOUNT</b>	<b>:</b>	<b>:</b>	<b>:</b>	<b>:</b>	<b>:</b>	<b>:</b>	<b>:</b>	<b>:</b>	<b>7 849</b>	<b>8 513</b>
<b>994 CAPITAL ACCOUNT</b>	<b>:</b>	<b>:</b>	<b>:</b>	<b>:</b>	<b>:</b>	<b>:</b>	<b>:</b>	<b>:</b>	<b>:</b>	<b>:</b>
<b>010 CURRENT + CAPITAL ACCOUNT</b>	<b>7 949</b>	<b>5 908</b>	<b>6 108</b>	<b>6 985</b>	<b>7 083</b>	<b>6 842</b>	<b>7 556</b>	<b>7 495</b>	<b>:</b>	<b>:</b>
<b>995 FINANCIAL ACCOUNT</b>	<b>:</b>	<b>:</b>	<b>:</b>	<b>:</b>	<b>:</b>	<b>:</b>	<b>:</b>	<b>:</b>	<b>:</b>	<b>:</b>
<b>998 NET ERRORS AND OMISSIONS</b>	<b>:</b>	<b>:</b>	<b>:</b>	<b>:</b>	<b>:</b>	<b>:</b>	<b>:</b>	<b>:</b>	<b>:</b>	<b>:</b>

9.5.

Reporter: Greece

Partner: Extra EUR12

	<i>(Mio ECU)</i>									
	1985	1986	1987	1988	1989	1990	1991	1992	1993	1994
	<b>Debit</b>									
<b>100 GOODS</b>	<b>6 417</b>	<b>3 754</b>	<b>3 818</b>	<b>3 925</b>	<b>4 935</b>	<b>5 132</b>	<b>5 481</b>	<b>5 035</b>	<b>5 112</b>	<b>4 923</b>
<b>200 SERVICES</b>	<b>1 692</b>	<b>1 429</b>	<b>1 410</b>	<b>1 561</b>	<b>1 796</b>	<b>2 049</b>	<b>1 887</b>	<b>2 036</b>	<b>1 378</b>	<b>1 599</b>
<b>205 Transportation</b>	<b>736</b>	<b>568</b>	<b>586</b>	<b>612</b>	<b>692</b>	<b>772</b>	<b>766</b>	<b>713</b>	<b>405</b>	<b>483</b>
206 Sea transport	:	:	:	:	:	:	:	:	201	240
207 Passenger transport on sea	:	:	:	:	:	:	:	:	6	7
208 Freight transport on sea	:	:	:	:	:	:	:	:	112	133
209 Support. auxiliary and other services	:	:	:	:	:	:	:	:	83	99
210 Air transport	:	:	:	:	:	:	:	:	167	198
211 Passenger transport by air	:	:	:	:	:	:	:	:	115	137
212 Freight transport by air	:	:	:	:	:	:	:	:	7	8
213 Supporting, auxiliary and other services	:	:	:	:	:	:	:	:	45	53
214 Other transportation	:	:	:	:	:	:	:	:	37	45
<b>236 Travel</b>	<b>236</b>	<b>242</b>	<b>194</b>	<b>270</b>	<b>338</b>	<b>405</b>	<b>355</b>	<b>382</b>	<b>369</b>	<b>430</b>
<b>981 Other services</b>	<b>720</b>	<b>619</b>	<b>630</b>	<b>679</b>	<b>766</b>	<b>872</b>	<b>766</b>	<b>941</b>	<b>604</b>	<b>687</b>
245 Communications services	:	:	:	:	:	:	:	:	36	30
249 Construction services	:	:	:	:	:	:	:	:	26	33
253 Insurance services	:	:	:	:	:	:	:	:	48	50
260 Financial services	:	:	:	:	:	:	:	:	50	66
262 Computer and information services	:	:	:	:	:	:	:	:	25	30
266 Royalties and licence fees	:	:	:	:	:	:	:	:	13	21
268 Other business services	:	:	:	:	:	:	:	:	226	278
269 Merchating and other trade-related serv.	:	:	:	:	:	:	:	:	33	40
270 Merchating	:	:	:	:	:	:	:	:	0	0
271 Other trade related services	:	:	:	:	:	:	:	:	33	40
272 Operational leasing	:	:	:	:	:	:	:	:	13	17
273 Misc. business, prof. and technical serv.	:	:	:	:	:	:	:	:	180	221
274 Legal, account., man., cons. and pub. rel.	:	:	:	:	:	:	:	:	16	21
278 Adv., market res. and polling	:	:	:	:	:	:	:	:	21	26
279 Research and development	:	:	:	:	:	:	:	:	15	17
280 Architect., engin. and other technical	:	:	:	:	:	:	:	:	30	31
281 Agric., mining and on-site processing	:	:	:	:	:	:	:	:	11	12
284 Other	:	:	:	:	:	:	:	:	24	35
285 Serv. between affiliated enterprises, nie	:	:	:	:	:	:	:	:	63	78
287 Personal, cultural and recreational services	:	:	:	:	:	:	:	:	8	10
288 Audio-visual and related services	:	:	:	:	:	:	:	:	3	5
289 Other personal, cultural and recreational	:	:	:	:	:	:	:	:	5	5
291 Government services, n i e	109	108	108	107	128	116	128	126	172	170
<b>982 Services not allocated</b>	<b>:</b>	<b>:</b>	<b>:</b>	<b>:</b>	<b>:</b>	<b>:</b>	<b>:</b>	<b>:</b>	<b>0</b>	<b>0</b>
<b>300 INCOME</b>	<b>1 110</b>	<b>1 052</b>	<b>1 024</b>	<b>1 109</b>	<b>1 206</b>	<b>1 176</b>	<b>1 142</b>	<b>882</b>	<b>1 265</b>	<b>1 314</b>
310 Compensation of employees	28	25	22	35	44	28	32	42	66	83
320 Investment Income	1 082	1 026	1 002	1 074	1 163	1 148	1 110	840	1 199	1 231
<b>379 CURRENT TRANSFERS</b>	<b>4</b>	<b>6</b>	<b>4</b>	<b>7</b>	<b>8</b>	<b>6</b>	<b>9</b>	<b>8</b>	<b>8</b>	<b>17</b>
<b>993 CURRENT ACCOUNT</b>	<b>:</b>	<b>:</b>	<b>:</b>	<b>:</b>	<b>:</b>	<b>:</b>	<b>:</b>	<b>:</b>	<b>7 763</b>	<b>7 853</b>
<b>994 CAPITAL ACCOUNT</b>	<b>:</b>	<b>:</b>	<b>:</b>	<b>:</b>	<b>:</b>	<b>:</b>	<b>:</b>	<b>:</b>	<b>:</b>	<b>:</b>
<b>010 CURRENT + CAPITAL ACCOUNT</b>	<b>9 224</b>	<b>6 241</b>	<b>6 256</b>	<b>6 601</b>	<b>7 946</b>	<b>8 363</b>	<b>8 519</b>	<b>7 961</b>	<b>:</b>	<b>:</b>
<b>995 FINANCIAL ACCOUNT</b>	<b>:</b>	<b>:</b>	<b>:</b>	<b>:</b>	<b>:</b>	<b>:</b>	<b>:</b>	<b>:</b>	<b>:</b>	<b>:</b>
<b>998 NET ERRORS AND OMISSIONS</b>	<b>:</b>	<b>:</b>	<b>:</b>	<b>:</b>	<b>:</b>	<b>:</b>	<b>:</b>	<b>:</b>	<b>:</b>	<b>:</b>

## 9.5.

Reporter: Greece

Partner: Extra EUR12

	(Mio ECU)									
	1985	1986	1987	1988	1989	1990	1991	1992	1993	1994
	<b>Net</b>									
<b>100 GOODS</b>	<b>-3 102</b>	<b>-1 631</b>	<b>-1 716</b>	<b>-1 855</b>	<b>-2 841</b>	<b>-3 332</b>	<b>-3 279</b>	<b>-3 194</b>	<b>-3 286</b>	<b>-3 052</b>
<b>200 SERVICES</b>	<b>2 015</b>	<b>1 757</b>	<b>1 939</b>	<b>2 525</b>	<b>2 448</b>	<b>2 235</b>	<b>2 496</b>	<b>2 534</b>	<b>3 277</b>	<b>3 582</b>
<b>205 Transportation</b>	<b>524</b>	<b>369</b>	<b>404</b>	<b>972</b>	<b>1 040</b>	<b>891</b>	<b>1 023</b>	<b>1 115</b>	<b>1 039</b>	<b>1 148</b>
206 Sea transport	:	:	:	:	:	:	:	:	521	576
207 Passenger transport on sea	:	:	:	:	:	:	:	:	46	51
208 Freight transport on sea	:	:	:	:	:	:	:	:	433	482
209 Support. auxiliary and other services	:	:	:	:	:	:	:	:	42	42
210 Air transport	:	:	:	:	:	:	:	:	458	506
211 Passenger transport by air	:	:	:	:	:	:	:	:	304	336
212 Freight transport by air	:	:	:	:	:	:	:	:	96	108
213 Supporting, auxiliary and other services	:	:	:	:	:	:	:	:	57	62
214 Other transportation	:	:	:	:	:	:	:	:	60	65
<b>236 Travel</b>	<b>1 316</b>	<b>1 224</b>	<b>1 368</b>	<b>1 362</b>	<b>1 503</b>	<b>1 498</b>	<b>1 406</b>	<b>1 596</b>	<b>847</b>	<b>929</b>
<b>981 Other services</b>	<b>175</b>	<b>164</b>	<b>167</b>	<b>191</b>	<b>-95</b>	<b>-155</b>	<b>67</b>	<b>-177</b>	<b>1 391</b>	<b>1 506</b>
245 Communications services	:	:	:	:	:	:	:	:	9	50
249 Construction services	:	:	:	:	:	:	:	:	186	194
253 Insurance services	:	:	:	:	:	:	:	:	-44	-43
260 Financial services	:	:	:	:	:	:	:	:	357	339
262 Computer and information services	:	:	:	:	:	:	:	:	86	94
266 Royalties and licence fees	:	:	:	:	:	:	:	:	-13	-21
268 Other business services	:	:	:	:	:	:	:	:	912	999
269 Merchanting and other trade-related serv.	:	:	:	:	:	:	:	:	64	65
270 Merchanting	:	:	:	:	:	:	:	:	-33	-28
271 Other trade related services	:	:	:	:	:	:	:	:	97	93
272 Operational leasing	:	:	:	:	:	:	:	:	32	37
273 Misc. business, prof. and technical serv.	:	:	:	:	:	:	:	:	816	897
274 Legal, account., man., cons. and pub. rel.	:	:	:	:	:	:	:	:	74	85
278 Adv., market res. and polling	:	:	:	:	:	:	:	:	77	88
279 Research and development	:	:	:	:	:	:	:	:	99	111
280 Architect., engin. and other technical	:	:	:	:	:	:	:	:	165	178
281 Agric., mining and on-site processing	:	:	:	:	:	:	:	:	12	19
284 Other	:	:	:	:	:	:	:	:	171	185
285 Serv. between affiliated enterprises, nie	:	:	:	:	:	:	:	:	218	231
287 Personal, cultural and recreational services	:	:	:	:	:	:	:	:	41	40
288 Audio-visual and related services	:	:	:	:	:	:	:	:	-3	-5
289 Other personal, cultural and recreational	:	:	:	:	:	:	:	:	44	45
291 Government services, n i e	-76	-83	-82	-87	-99	-86	-69	-93	-142	-145
<b>982 Services not allocated</b>	:	:	:	:	:	:	:	:	<b>0</b>	<b>0</b>
<b>300 INCOME</b>	<b>-968</b>	<b>-987</b>	<b>-941</b>	<b>-1 017</b>	<b>-1 124</b>	<b>-1 078</b>	<b>-1 007</b>	<b>-675</b>	<b>-820</b>	<b>-813</b>
310 Compensation of employees	0	-5	31	5	-19	-6	2	35	96	76
320 Investment Income	-968	-982	-972	-1 022	-1 105	-1 071	-1 009	-710	-915	-889
<b>379 CURRENT TRANSFERS</b>	<b>780</b>	<b>527</b>	<b>569</b>	<b>732</b>	<b>654</b>	<b>654</b>	<b>827</b>	<b>868</b>	<b>916</b>	<b>944</b>
<b>993 CURRENT ACCOUNT</b>	:	:	:	:	:	:	:	:	<b>87</b>	<b>661</b>
<b>994 CAPITAL ACCOUNT</b>	:	:	:	:	:	:	:	:	:	:
<b>010 CURRENT + CAPITAL ACCOUNT</b>	<b>-1 275</b>	<b>-333</b>	<b>-149</b>	<b>384</b>	<b>-862</b>	<b>-1 522</b>	<b>-963</b>	<b>-466</b>	:	:
<b>995 FINANCIAL ACCOUNT</b>	:	:	:	:	:	:	:	:	:	:
<b>998 NET ERRORS AND OMISSIONS</b>	:	:	:	:	:	:	:	:	:	:

9.5.

Reporter: Greece

Partner: Extra EUR12

	<i>(in %)</i>									
	1985	1986	1987	1988	1989	1990	1991	1992	1993	1994
	<b>Cover ratio</b>									
<b>100 GOODS</b>	<b>52</b>	<b>57</b>	<b>55</b>	<b>53</b>	<b>42</b>	<b>35</b>	<b>40</b>	<b>37</b>	<b>36</b>	<b>38</b>
<b>200 SERVICES</b>	<b>219</b>	<b>223</b>	<b>238</b>	<b>262</b>	<b>236</b>	<b>209</b>	<b>232</b>	<b>224</b>	<b>338</b>	<b>324</b>
<b>205 Transportation</b>	<b>171</b>	<b>165</b>	<b>169</b>	<b>259</b>	<b>250</b>	<b>215</b>	<b>234</b>	<b>256</b>	<b>356</b>	<b>338</b>
206 Sea transport	:	:	:	:	:	:	:	:	359	340
207 Passenger transport on sea	:	:	:	:	:	:	:	:	839	795
208 Freight transport on sea	:	:	:	:	:	:	:	:	488	463
209 Support. auxiliary and other services	:	:	:	:	:	:	:	:	150	142
210 Air transport	:	:	:	:	:	:	:	:	375	355
211 Passenger transport by air	:	:	:	:	:	:	:	:	365	346
212 Freight transport by air	:	:	:	:	:	:	:	:	1 502	1 423
213 Supporting, auxiliary and other services	:	:	:	:	:	:	:	:	227	216
214 Other transportation	:	:	:	:	:	:	:	:	260	247
<b>236 Travel</b>	<b>658</b>	<b>606</b>	<b>804</b>	<b>605</b>	<b>545</b>	<b>470</b>	<b>496</b>	<b>518</b>	<b>330</b>	<b>316</b>
<b>981 Other services</b>	<b>124</b>	<b>126</b>	<b>126</b>	<b>128</b>	<b>88</b>	<b>82</b>	<b>109</b>	<b>81</b>	<b>330</b>	<b>319</b>
245 Communications services	:	:	:	:	:	:	:	:	124	264
249 Construction services	:	:	:	:	:	:	:	:	812	688
253 Insurance services	:	:	:	:	:	:	:	:	7	14
260 Financial services	:	:	:	:	:	:	:	:	812	617
262 Computer and information services	:	:	:	:	:	:	:	:	443	415
266 Royalties and licence fees	:	:	:	:	:	:	:	:	0	0
268 Other business services	:	:	:	:	:	:	:	:	503	459
269 Merchanting and other trade-related serv.	:	:	:	:	:	:	:	:	295	263
270 Merchanting	:	:	:	:	:	:	:	:	:	:
271 Other trade related services	:	:	:	:	:	:	:	:	396	332
272 Operational leasing	:	:	:	:	:	:	:	:	339	322
273 Misc. business, prof. and technical serv.	:	:	:	:	:	:	:	:	554	506
274 Legal, account., man., cons. and pub. rel.	:	:	:	:	:	:	:	:	568	499
278 Adv., market res. and polling	:	:	:	:	:	:	:	:	461	433
279 Research and development	:	:	:	:	:	:	:	:	769	752
280 Architect., engin. and other technical	:	:	:	:	:	:	:	:	651	668
281 Agric., mining and on-site processing	:	:	:	:	:	:	:	:	209	256
284 Other	:	:	:	:	:	:	:	:	811	630
285 Serv. between affiliated enterprises, nie	:	:	:	:	:	:	:	:	446	396
287 Personal, cultural and recreational services	:	:	:	:	:	:	:	:	604	502
288 Audio-visual and related services	:	:	:	:	:	:	:	:	0	0
289 Other personal, cultural and recreational	:	:	:	:	:	:	:	:	1 045	1 027
291 Government services, n i e	30	23	25	19	23	26	47	26	17	14
<b>982 Services not allocated</b>	<b>:</b>	<b>:</b>	<b>:</b>	<b>:</b>	<b>:</b>	<b>:</b>	<b>:</b>	<b>:</b>	<b>:</b>	<b>:</b>
<b>300 INCOME</b>	<b>13</b>	<b>6</b>	<b>8</b>	<b>8</b>	<b>7</b>	<b>8</b>	<b>12</b>	<b>23</b>	<b>35</b>	<b>38</b>
310 Compensation of employees	100	80	244	115	56	78	105	184	245	191
320 Investment Income	11	4	3	5	5	7	9	15	24	28
<b>379 CURRENT TRANSFERS</b>	<b>19 933</b>	<b>8 750</b>	<b>13 220</b>	<b>10 925</b>	<b>8 111</b>	<b>10 500</b>	<b>9 418</b>	<b>11 370</b>	<b>10 912</b>	<b>5 745</b>
<b>993 CURRENT ACCOUNT</b>	<b>:</b>	<b>:</b>	<b>:</b>	<b>:</b>	<b>:</b>	<b>:</b>	<b>:</b>	<b>:</b>	<b>101</b>	<b>108</b>
<b>994 CAPITAL ACCOUNT</b>	<b>:</b>	<b>:</b>	<b>:</b>	<b>:</b>	<b>:</b>	<b>:</b>	<b>:</b>	<b>:</b>	<b>:</b>	<b>:</b>
<b>010 CURRENT + CAPITAL ACCOUNT</b>	<b>86</b>	<b>95</b>	<b>98</b>	<b>106</b>	<b>89</b>	<b>82</b>	<b>89</b>	<b>94</b>	<b>:</b>	<b>:</b>
<b>995 FINANCIAL ACCOUNT</b>	<b>.</b>	<b>.</b>	<b>.</b>	<b>.</b>	<b>.</b>	<b>.</b>	<b>.</b>	<b>.</b>	<b>.</b>	<b>.</b>
<b>998 NET ERRORS AND OMISSIONS</b>	<b>.</b>	<b>.</b>	<b>.</b>	<b>.</b>	<b>.</b>	<b>.</b>	<b>.</b>	<b>.</b>	<b>.</b>	<b>.</b>

## 9.6.

Reporter: Greece

Partner: USA

	(Mio ECU)									
	1985	1986	1987	1988	1989	1990	1991	1992	1993	1994
	<b>Credit</b>									
<b>100 GOODS</b>	:	:	:	:	:	:	:	:	1 053	1 130
<b>200 SERVICES</b>	:	:	:	:	:	:	:	:	2 970	3 186
<b>205 Transportation</b>	:	:	:	:	:	:	:	:	464	496
206 Sea transport	:	:	:	:	:	:	:	:	232	248
207 Passenger transport on sea	:	:	:	:	:	:	:	:	17	18
208 Freight transport on sea	:	:	:	:	:	:	:	:	175	187
209 Support. auxiliary and other services	:	:	:	:	:	:	:	:	40	43
210 Air transport	:	:	:	:	:	:	:	:	201	215
211 Passenger transport by air	:	:	:	:	:	:	:	:	135	144
212 Freight transport by air	:	:	:	:	:	:	:	:	33	36
213 Supporting, auxiliary and other services	:	:	:	:	:	:	:	:	33	35
214 Other transportation	:	:	:	:	:	:	:	:	31	33
<b>236 Travel</b>	:	:	:	:	:	:	:	:	763	819
<b>981 Other services</b>	:	:	:	:	:	:	:	:	1 742	1 871
245 Communications services	:	:	:	:	:	:	:	:	63	68
249 Construction services	:	:	:	:	:	:	:	:	182	193
253 Insurance services	:	:	:	:	:	:	:	:	5	6
260 Financial services	:	:	:	:	:	:	:	:	349	345
262 Computer and information services	:	:	:	:	:	:	:	:	95	105
266 Royalties and licence fees	:	:	:	:	:	:	:	:	0	0
268 Other business services	:	:	:	:	:	:	:	:	987	1 093
269 Merchanting and other trade-related serv.	:	:	:	:	:	:	:	:	93	94
270 Merchanting	:	:	:	:	:	:	:	:	-19	-19
271 Other trade related services	:	:	:	:	:	:	:	:	112	114
272 Operational leasing	:	:	:	:	:	:	:	:	39	46
273 Misc. business, prof. and technical serv.	:	:	:	:	:	:	:	:	855	952
274 Legal, account., man., cons. and pub. rel.	:	:	:	:	:	:	:	:	77	90
278 Adv., market res. and polling	:	:	:	:	:	:	:	:	84	98
279 Research and development	:	:	:	:	:	:	:	:	98	110
280 Architect., engin. and other technical	:	:	:	:	:	:	:	:	167	178
281 Agric., mining and on-site processing	:	:	:	:	:	:	:	:	20	26
284 Other	:	:	:	:	:	:	:	:	168	187
285 Serv. between affiliated enterprises, nie	:	:	:	:	:	:	:	:	241	263
287 Personal, cultural and recreational services	:	:	:	:	:	:	:	:	42	42
288 Audio-visual and related services	:	:	:	:	:	:	:	:	0	0
289 Other personal, cultural and recreational	:	:	:	:	:	:	:	:	42	42
291 Government services, n i e	:	:	:	:	:	:	:	:	17	18
<b>982 Services not allocated</b>	:	:	:	:	:	:	:	:	0	0
<b>300 INCOME</b>	:	:	:	:	:	:	:	:	194	208
310 Compensation of employees	:	:	:	:	:	:	:	:	119	128
320 Investment Income	:	:	:	:	:	:	:	:	75	81
<b>379 CURRENT TRANSFERS</b>	:	:	:	:	:	:	:	:	638	684
<b>993 CURRENT ACCOUNT</b>	:	:	:	:	:	:	:	:	4 854	5 208
<b>994 CAPITAL ACCOUNT</b>	:	:	:	:	:	:	:	:	:	:
<b>010 CURRENT + CAPITAL ACCOUNT</b>	:	:	:	:	:	:	:	:	:	:
<b>995 FINANCIAL ACCOUNT</b>	:	:	:	:	:	:	:	:	:	:
<b>998 NET ERRORS AND OMISSIONS</b>	:	:	:	:	:	:	:	:	:	:



9.6.

Reporter: Greece

Partner: USA

	(Mio ECU)									
	1985	1986	1987	1988	1989	1990	1991	1992	1993	1994
	<b>Debit</b>									
<b>100 GOODS</b>	:	:	:	:	:	:	:	:	1 284	1 350
<b>200 SERVICES</b>	:	:	:	:	:	:	:	:	933	999
<b>205 Transportation</b>	:	:	:	:	:	:	:	:	110	133
206 Sea transport	:	:	:	:	:	:	:	:	54	66
207 Passenger transport on sea	:	:	:	:	:	:	:	:	2	2
208 Freight transport on sea	:	:	:	:	:	:	:	:	30	37
209 Support. auxiliary and other services	:	:	:	:	:	:	:	:	23	27
210 Air transport	:	:	:	:	:	:	:	:	45	55
211 Passenger transport by air	:	:	:	:	:	:	:	:	31	38
212 Freight transport by air	:	:	:	:	:	:	:	:	2	2
213 Supporting, auxiliary and other services	:	:	:	:	:	:	:	:	12	15
214 Other transportation	:	:	:	:	:	:	:	:	10	12
<b>236 Travel</b>	:	:	:	:	:	:	:	:	337	355
<b>981 Other services</b>	:	:	:	:	:	:	:	:	486	511
245 Communications services	:	:	:	:	:	:	:	:	26	27
249 Construction services	:	:	:	:	:	:	:	:	24	26
253 Insurance services	:	:	:	:	:	:	:	:	22	23
260 Financial services	:	:	:	:	:	:	:	:	46	51
262 Computer and information services	:	:	:	:	:	:	:	:	23	23
266 Royalties and licence fees	:	:	:	:	:	:	:	:	13	13
268 Other business services	:	:	:	:	:	:	:	:	209	218
269 Merchanting and other trade-related serv.	:	:	:	:	:	:	:	:	30	32
270 Merchanting	:	:	:	:	:	:	:	:	0	0
271 Other trade related services	:	:	:	:	:	:	:	:	30	32
272 Operational leasing	:	:	:	:	:	:	:	:	12	13
273 Misc. business, prof. and technical serv.	:	:	:	:	:	:	:	:	166	173
274 Legal, account., man., cons. and pub. rel.	:	:	:	:	:	:	:	:	15	17
278 Adv., market res. and polling	:	:	:	:	:	:	:	:	20	21
279 Research and development	:	:	:	:	:	:	:	:	14	13
280 Architect., engin. and other technical	:	:	:	:	:	:	:	:	28	25
281 Agric., mining and on-site processing	:	:	:	:	:	:	:	:	10	9
284 Other	:	:	:	:	:	:	:	:	22	27
285 Serv. between affiliated enterprises, nie	:	:	:	:	:	:	:	:	58	61
287 Personal, cultural and recreational services	:	:	:	:	:	:	:	:	9	9
288 Audio-visual and related services	:	:	:	:	:	:	:	:	5	5
289 Other personal, cultural and recreational	:	:	:	:	:	:	:	:	4	4
291 Government services, n i e	:	:	:	:	:	:	:	:	115	121
<b>982 Services not allocated</b>	:	:	:	:	:	:	:	:	0	0
<b>300 INCOME</b>	:	:	:	:	:	:	:	:	275	289
310 Compensation of employees	:	:	:	:	:	:	:	:	54	57
320 Investment Income	:	:	:	:	:	:	:	:	221	232
<b>379 CURRENT TRANSFERS</b>	:	:	:	:	:	:	:	:	11	12
<b>993 CURRENT ACCOUNT</b>	:	:	:	:	:	:	:	:	2 504	2 650
<b>994 CAPITAL ACCOUNT</b>	:	:	:	:	:	:	:	:	:	:
<b>010 CURRENT + CAPITAL ACCOUNT</b>	:	:	:	:	:	:	:	:	:	:
<b>995 FINANCIAL ACCOUNT</b>	:	:	:	:	:	:	:	:	:	:
<b>998 NET ERRORS AND OMISSIONS</b>	:	:	:	:	:	:	:	:	:	:

## 9.6.

Reporter: Greece

Partner: USA

	(Mio ECU)									
	1985	1986	1987	1988	1989	1990	1991	1992	1993	1994
	<b>Net</b>									
<b>100 GOODS</b>	:	:	:	:	:	:	:	:	-231	-220
<b>200 SERVICES</b>	:	:	:	:	:	:	:	:	2 036	2 187
<b>205 Transportation</b>	:	:	:	:	:	:	:	:	355	363
206 Sea transport	:	:	:	:	:	:	:	:	178	182
207 Passenger transport on sea	:	:	:	:	:	:	:	:	15	16
208 Freight transport on sea	:	:	:	:	:	:	:	:	145	151
209 Support. auxiliary and other services	:	:	:	:	:	:	:	:	18	16
210 Air transport	:	:	:	:	:	:	:	:	156	160
211 Passenger transport by air	:	:	:	:	:	:	:	:	104	106
212 Freight transport by air	:	:	:	:	:	:	:	:	31	33
213 Supporting, auxiliary and other services	:	:	:	:	:	:	:	:	21	20
214 Other transportation	:	:	:	:	:	:	:	:	21	21
<b>236 Travel</b>	:	:	:	:	:	:	:	:	426	464
<b>981 Other services</b>	:	:	:	:	:	:	:	:	1 256	1 359
245 Communications services	:	:	:	:	:	:	:	:	38	41
249 Construction services	:	:	:	:	:	:	:	:	158	168
253 Insurance services	:	:	:	:	:	:	:	:	-16	-17
260 Financial services	:	:	:	:	:	:	:	:	303	293
262 Computer and information services	:	:	:	:	:	:	:	:	72	82
266 Royalties and licence fees	:	:	:	:	:	:	:	:	-13	-13
268 Other business services	:	:	:	:	:	:	:	:	779	875
269 Merchanting and other trade-related serv.	:	:	:	:	:	:	:	:	63	63
270 Merchanting	:	:	:	:	:	:	:	:	-19	-19
271 Other trade related services	:	:	:	:	:	:	:	:	81	82
272 Operational leasing	:	:	:	:	:	:	:	:	27	33
273 Misc. business, prof. and technical serv.	:	:	:	:	:	:	:	:	689	779
274 Legal, account., man., cons. and pub. rel.	:	:	:	:	:	:	:	:	63	74
278 Adv., market res. and polling	:	:	:	:	:	:	:	:	64	77
279 Research and development	:	:	:	:	:	:	:	:	84	96
280 Architect., engin. and other technical	:	:	:	:	:	:	:	:	140	154
281 Agric., mining and on-site processing	:	:	:	:	:	:	:	:	10	17
284 Other	:	:	:	:	:	:	:	:	146	160
285 Serv. between affiliated enterprises, nie	:	:	:	:	:	:	:	:	183	202
287 Personal, cultural and recreational services	:	:	:	:	:	:	:	:	33	33
288 Audio-visual and related services	:	:	:	:	:	:	:	:	-5	-5
289 Other personal, cultural and recreational	:	:	:	:	:	:	:	:	38	39
291 Government services, n i e	:	:	:	:	:	:	:	:	-98	-103
<b>982 Services not allocated</b>	:	:	:	:	:	:	:	:	0	0
<b>300 INCOME</b>	:	:	:	:	:	:	:	:	-81	-81
310 Compensation of employees	:	:	:	:	:	:	:	:	65	71
320 Investment Income	:	:	:	:	:	:	:	:	-146	-151
<b>379 CURRENT TRANSFERS</b>	:	:	:	:	:	:	:	:	627	673
<b>993 CURRENT ACCOUNT</b>	:	:	:	:	:	:	:	:	2 351	2 559
<b>994 CAPITAL ACCOUNT</b>	:	:	:	:	:	:	:	:	:	:
<b>010 CURRENT + CAPITAL ACCOUNT</b>	:	:	:	:	:	:	:	:	:	:
<b>995 FINANCIAL ACCOUNT</b>	:	:	:	:	:	:	:	:	:	:
<b>998 NET ERRORS AND OMISSIONS</b>	:	:	:	:	:	:	:	:	:	:

9.6.

Reporter: Greece

Partner: USA

	(in %)									
	1985	1986	1987	1988	1989	1990	1991	1992	1993	1994
	<b>Cover ratio</b>									
<b>100 GOODS</b>	:	:	:	:	:	:	:	:	<b>82</b>	<b>84</b>
<b>200 SERVICES</b>	:	:	:	:	:	:	:	:	<b>318</b>	<b>319</b>
<b>205 Transportation</b>	:	:	:	:	:	:	:	:	<b>424</b>	<b>374</b>
206 Sea transport	:	:	:	:	:	:	:	:	427	376
207 Passenger transport on sea	:	:	:	:	:	:	:	:	998	880
208 Freight transport on sea	:	:	:	:	:	:	:	:	581	512
209 Support. auxiliary and other services	:	:	:	:	:	:	:	:	179	158
210 Air transport	:	:	:	:	:	:	:	:	446	393
211 Passenger transport by air	:	:	:	:	:	:	:	:	434	383
212 Freight transport by air	:	:	:	:	:	:	:	:	1 786	1 575
213 Supporting, auxiliary and other services	:	:	:	:	:	:	:	:	271	239
214 Other transportation	:	:	:	:	:	:	:	:	310	273
<b>236 Travel</b>	:	:	:	:	:	:	:	:	<b>226</b>	<b>231</b>
<b>981 Other services</b>	:	:	:	:	:	:	:	:	<b>358</b>	<b>366</b>
245 Communications services	:	:	:	:	:	:	:	:	248	253
249 Construction services	:	:	:	:	:	:	:	:	756	749
253 Insurance services	:	:	:	:	:	:	:	:	25	26
260 Financial services	:	:	:	:	:	:	:	:	756	671
262 Computer and information services	:	:	:	:	:	:	:	:	412	451
266 Royalties and licence fees	:	:	:	:	:	:	:	:	0	0
268 Other business services	:	:	:	:	:	:	:	:	473	502
269 Merchanting and other trade-related serv.	:	:	:	:	:	:	:	:	307	300
270 Merchanting	:	:	:	:	:	:	:	:	:	:
271 Other trade related services	:	:	:	:	:	:	:	:	369	361
272 Operational leasing	:	:	:	:	:	:	:	:	316	350
273 Misc. business, prof. and technical serv.	:	:	:	:	:	:	:	:	516	550
274 Legal, account., man., cons. and pub. rel.	:	:	:	:	:	:	:	:	529	543
278 Adv., market res. and polling	:	:	:	:	:	:	:	:	429	471
279 Research and development	:	:	:	:	:	:	:	:	716	818
280 Architect., engin. and other technical	:	:	:	:	:	:	:	:	606	727
281 Agric., mining and on-site processing	:	:	:	:	:	:	:	:	195	279
284 Other	:	:	:	:	:	:	:	:	755	685
285 Serv. between affiliated enterprises, nie	:	:	:	:	:	:	:	:	416	430
287 Personal, cultural and recreational services	:	:	:	:	:	:	:	:	461	479
288 Audio-visual and related services	:	:	:	:	:	:	:	:	0	0
289 Other personal, cultural and recreational	:	:	:	:	:	:	:	:	973	1 117
291 Government services, n i e	:	:	:	:	:	:	:	:	15	15
<b>982 Services not allocated</b>	:	:	:	:	:	:	:	:	:	:
<b>300 INCOME</b>	:	:	:	:	:	:	:	:	<b>71</b>	<b>72</b>
310 Compensation of employees	:	:	:	:	:	:	:	:	219	224
320 Investment income	:	:	:	:	:	:	:	:	34	35
<b>379 CURRENT TRANSFERS</b>	:	:	:	:	:	:	:	:	<b>5 744</b>	<b>5 845</b>
<b>993 CURRENT ACCOUNT</b>	:	:	:	:	:	:	:	:	<b>194</b>	<b>197</b>
<b>994 CAPITAL ACCOUNT</b>	:	:	:	:	:	:	:	:	:	:
<b>010 CURRENT + CAPITAL ACCOUNT</b>	:	:	:	:	:	:	:	:	:	:
<b>995 FINANCIAL ACCOUNT</b>	.	.	.	.	.	.	.	.	.	.
<b>998 NET ERRORS AND OMISSIONS</b>	.	.	.	.	.	.	.	.	.	.

## 9.7.

Reporter: Greece

Partner: Japan

(Mio ECU)

	1985	1986	1987	1988	1989	1990	1991	1992	1993	1994
	<b>Credit</b>									
100 GOODS	:	:	:	:	:	:	:	:	25	40
200 SERVICES	:	:	:	:	:	:	:	:	114	147
205 Transportation	:	:	:	:	:	:	:	:	75	83
206 Sea transport	:	:	:	:	:	:	:	:	37	42
207 Passenger transport on sea	:	:	:	:	:	:	:	:	3	3
208 Freight transport on sea	:	:	:	:	:	:	:	:	28	31
209 Support. auxiliary and other services	:	:	:	:	:	:	:	:	6	7
210 Air transport	:	:	:	:	:	:	:	:	32	36
211 Passenger transport by air	:	:	:	:	:	:	:	:	22	24
212 Freight transport by air	:	:	:	:	:	:	:	:	5	6
213 Supporting, auxiliary and other services	:	:	:	:	:	:	:	:	5	6
214 Other transportation	:	:	:	:	:	:	:	:	5	6
236 Travel	:	:	:	:	:	:	:	:	13	20
981 Other services	:	:	:	:	:	:	:	:	27	44
245 Communications services	:	:	:	:	:	:	:	:	0	0
249 Construction services	:	:	:	:	:	:	:	:	3	5
253 Insurance services	:	:	:	:	:	:	:	:	0	0
260 Financial services	:	:	:	:	:	:	:	:	6	8
262 Computer and information services	:	:	:	:	:	:	:	:	2	3
266 Royalties and licence fees	:	:	:	:	:	:	:	:	0	0
268 Other business services	:	:	:	:	:	:	:	:	16	27
269 Merchanting and other trade-related serv.	:	:	:	:	:	:	:	:	1	3
270 Merchanting	:	:	:	:	:	:	:	:	-1	0
271 Other trade related services	:	:	:	:	:	:	:	:	2	3
272 Operational leasing	:	:	:	:	:	:	:	:	1	1
273 Misc. business, prof. and technical serv.	:	:	:	:	:	:	:	:	14	23
274 Legal, account., man., cons. and pub. rel.	:	:	:	:	:	:	:	:	1	2
278 Adv., market res. and polling	:	:	:	:	:	:	:	:	1	2
279 Research and development	:	:	:	:	:	:	:	:	2	3
280 Architect., engin. and other technical	:	:	:	:	:	:	:	:	3	4
281 Agric., mining and on-site processing	:	:	:	:	:	:	:	:	0	1
284 Other	:	:	:	:	:	:	:	:	3	5
285 Serv. between affiliated enterprises, nie	:	:	:	:	:	:	:	:	4	6
287 Personal, cultural and recreational services	:	:	:	:	:	:	:	:	1	1
288 Audio-visual and related services	:	:	:	:	:	:	:	:	0	0
289 Other personal, cultural and recreational	:	:	:	:	:	:	:	:	1	1
291 Government services, n i e	:	:	:	:	:	:	:	:	0	0
982 Services not allocated	:	:	:	:	:	:	:	:	0	0
300 INCOME	:	:	:	:	:	:	:	:	89	140
310 Compensation of employees	:	:	:	:	:	:	:	:	3	5
320 Investment Income	:	:	:	:	:	:	:	:	85	135
379 CURRENT TRANSFERS	:	:	:	:	:	:	:	:	3	4
993 CURRENT ACCOUNT	:	:	:	:	:	:	:	:	231	332
994 CAPITAL ACCOUNT	:	:	:	:	:	:	:	:	:	:
010 CURRENT + CAPITAL ACCOUNT	:	:	:	:	:	:	:	:	:	:
995 FINANCIAL ACCOUNT	:	:	:	:	:	:	:	:	:	:
998 NET ERRORS AND OMISSIONS	:	:	:	:	:	:	:	:	:	:

9.7.

Reporter: Greece

Partner: Japan

	(Mio ECU)									
	1985	1986	1987	1988	1989	1990	1991	1992	1993	1994
	<b>Debit</b>									
<b>100 GOODS</b>	:	:	:	:	:	:	:	:	306	297
<b>200 SERVICES</b>	:	:	:	:	:	:	:	:	54	58
<b>205 Transportation</b>	:	:	:	:	:	:	:	:	25	30
206 Sea transport	:	:	:	:	:	:	:	:	13	15
207 Passenger transport on sea	:	:	:	:	:	:	:	:	0	0
208 Freight transport on sea	:	:	:	:	:	:	:	:	7	8
209 Support. auxiliary and other services	:	:	:	:	:	:	:	:	5	6
210 Air transport	:	:	:	:	:	:	:	:	10	12
211 Passenger transport by air	:	:	:	:	:	:	:	:	7	8
212 Freight transport by air	:	:	:	:	:	:	:	:	0	1
213 Supporting, auxiliary and other services	:	:	:	:	:	:	:	:	3	3
214 Other transportation	:	:	:	:	:	:	:	:	2	3
<b>236 Travel</b>	:	:	:	:	:	:	:	:	3	3
<b>981 Other services</b>	:	:	:	:	:	:	:	:	25	24
245 Communications services	:	:	:	:	:	:	:	:	1	1
249 Construction services	:	:	:	:	:	:	:	:	2	2
253 Insurance services	:	:	:	:	:	:	:	:	2	2
260 Financial services	:	:	:	:	:	:	:	:	3	3
262 Computer and information services	:	:	:	:	:	:	:	:	2	1
266 Royalties and licence fees	:	:	:	:	:	:	:	:	0	0
268 Other business services	:	:	:	:	:	:	:	:	14	14
269 Merchanting and other trade-related serv.	:	:	:	:	:	:	:	:	2	2
270 Merchanting	:	:	:	:	:	:	:	:	0	0
271 Other trade related services	:	:	:	:	:	:	:	:	2	2
272 Operational leasing	:	:	:	:	:	:	:	:	1	1
273 Misc. business, prof. and technical serv.	:	:	:	:	:	:	:	:	11	11
274 Legal, account., man., cons. and pub. rel.	:	:	:	:	:	:	:	:	1	1
278 Adv., market res. and polling	:	:	:	:	:	:	:	:	1	1
279 Research and development	:	:	:	:	:	:	:	:	1	1
280 Architect., engin. and other technical	:	:	:	:	:	:	:	:	2	2
281 Agric., mining and on-site processing	:	:	:	:	:	:	:	:	1	1
284 Other	:	:	:	:	:	:	:	:	2	2
285 Serv. between affiliated enterprises, nie	:	:	:	:	:	:	:	:	4	4
287 Personal, cultural and recreational services	:	:	:	:	:	:	:	:	0	0
288 Audio-visual and related services	:	:	:	:	:	:	:	:	0	0
289 Other personal, cultural and recreational	:	:	:	:	:	:	:	:	0	0
291 Government services, n i e	:	:	:	:	:	:	:	:	2	2
<b>982 Services not allocated</b>	:	:	:	:	:	:	:	:	0	0
<b>300 INCOME</b>	:	:	:	:	:	:	:	:	529	513
310 Compensation of employees	:	:	:	:	:	:	:	:	3	3
320 Investment Income	:	:	:	:	:	:	:	:	526	510
<b>379 CURRENT TRANSFERS</b>	:	:	:	:	:	:	:	:	1	1
<b>993 CURRENT ACCOUNT</b>	:	:	:	:	:	:	:	:	889	868
<b>994 CAPITAL ACCOUNT</b>	:	:	:	:	:	:	:	:	:	:
<b>010 CURRENT + CAPITAL ACCOUNT</b>	:	:	:	:	:	:	:	:	:	:
<b>995 FINANCIAL ACCOUNT</b>	:	:	:	:	:	:	:	:	:	:
<b>998 NET ERRORS AND OMISSIONS</b>	:	:	:	:	:	:	:	:	:	:

## 9.7.

Reporter: Greece

Partner: Japan

	(Mio ECU)									
	1985	1986	1987	1988	1989	1990	1991	1992	1993	1994
	<b>Net</b>									
100 GOODS	:	:	:	:	:	:	:	:	-280	-256
200 SERVICES	:	:	:	:	:	:	:	:	61	89
205 Transportation	:	:	:	:	:	:	:	:	49	53
206 Sea transport	:	:	:	:	:	:	:	:	25	27
207 Passenger transport on sea	:	:	:	:	:	:	:	:	2	3
208 Freight transport on sea	:	:	:	:	:	:	:	:	21	23
209 Support. auxiliary and other services	:	:	:	:	:	:	:	:	1	1
210 Air transport	:	:	:	:	:	:	:	:	22	24
211 Passenger transport by air	:	:	:	:	:	:	:	:	15	16
212 Freight transport by air	:	:	:	:	:	:	:	:	5	5
213 Supporting, auxiliary and other services	:	:	:	:	:	:	:	:	2	3
214 Other transportation	:	:	:	:	:	:	:	:	3	3
236 Travel	:	:	:	:	:	:	:	:	9	17
981 Other services	:	:	:	:	:	:	:	:	2	19
245 Communications services	:	:	:	:	:	:	:	:	-1	-1
249 Construction services	:	:	:	:	:	:	:	:	1	3
253 Insurance services	:	:	:	:	:	:	:	:	-2	-2
260 Financial services	:	:	:	:	:	:	:	:	3	5
262 Computer and information services	:	:	:	:	:	:	:	:	6	1
266 Royalties and licence fees	:	:	:	:	:	:	:	:	0	0
268 Other business services	:	:	:	:	:	:	:	:	2	13
269 Merchanting and other trade-related serv.	:	:	:	:	:	:	:	:	-1	1
270 Merchanting	:	:	:	:	:	:	:	:	-1	0
271 Other trade related services	:	:	:	:	:	:	:	:	0	1
272 Operational leasing	:	:	:	:	:	:	:	:	0	0
273 Misc. business, prof. and technical serv.	:	:	:	:	:	:	:	:	3	12
274 Legal, account., man., cons. and pub. rel.	:	:	:	:	:	:	:	:	0	1
278 Adv., market res. and polling	:	:	:	:	:	:	:	:	0	1
279 Research and development	:	:	:	:	:	:	:	:	1	2
280 Architect., engin. and other technical	:	:	:	:	:	:	:	:	1	3
281 Agric., mining and on-site processing	:	:	:	:	:	:	:	:	0	0
284 Other	:	:	:	:	:	:	:	:	1	3
285 Serv. between affiliated enterprises, nie	:	:	:	:	:	:	:	:	0	3
287 Personal, cultural and recreational services	:	:	:	:	:	:	:	:	0	1
288 Audio-visual and related services	:	:	:	:	:	:	:	:	0	0
289 Other personal, cultural and recreational	:	:	:	:	:	:	:	:	0	1
291 Government services, n i e	:	:	:	:	:	:	:	:	-2	-2
982 Services not allocated	:	:	:	:	:	:	:	:	0	0
300 INCOME	:	:	:	:	:	:	:	:	-440	-372
310 Compensation of employees	:	:	:	:	:	:	:	:	1	3
320 Investment Income	:	:	:	:	:	:	:	:	-441	-375
379 CURRENT TRANSFERS	:	:	:	:	:	:	:	:	2	3
993 CURRENT ACCOUNT	:	:	:	:	:	:	:	:	-658	-536
994 CAPITAL ACCOUNT	:	:	:	:	:	:	:	:	:	:
010 CURRENT + CAPITAL ACCOUNT	:	:	:	:	:	:	:	:	:	:
995 FINANCIAL ACCOUNT	:	:	:	:	:	:	:	:	:	:
998 NET ERRORS AND OMISSIONS	:	:	:	:	:	:	:	:	:	:

9.7.

Reporter: Greece

Partner: Japan

	(in %)									
	1985	1986	1987	1988	1989	1990	1991	1992	1993	1994
	<b>Cover ratio</b>									
<b>100 GOODS</b>	:	:	:	:	:	:	:	:	8	14
<b>200 SERVICES</b>	:	:	:	:	:	:	:	:	212	255
<b>205 Transportation</b>	:	:	:	:	:	:	:	:	296	278
206 Sea transport	:	:	:	:	:	:	:	:	298	280
207 Passenger transport on sea	:	:	:	:	:	:	:	:	:	:
208 Freight transport on sea	:	:	:	:	:	:	:	:	406	381
209 Support. auxiliary and other services	:	:	:	:	:	:	:	:	125	117
210 Air transport	:	:	:	:	:	:	:	:	312	292
211 Passenger transport by air	:	:	:	:	:	:	:	:	304	285
212 Freight transport by air	:	:	:	:	:	:	:	:	:	:
213 Supporting, auxiliary and other services	:	:	:	:	:	:	:	:	189	177
214 Other transportation	:	:	:	:	:	:	:	:	217	203
<b>236 Travel</b>	:	:	:	:	:	:	:	:	367	600
<b>981 Other services</b>	:	:	:	:	:	:	:	:	107	179
245 Communications services	:	:	:	:	:	:	:	:	:	:
249 Construction services	:	:	:	:	:	:	:	:	183	291
253 Insurance services	:	:	:	:	:	:	:	:	0	0
260 Financial services	:	:	:	:	:	:	:	:	183	260
262 Computer and information services	:	:	:	:	:	:	:	:	100	175
266 Royalties and licence fees	:	:	:	:	:	:	:	:	:	:
268 Other business services	:	:	:	:	:	:	:	:	112	198
269 Merchating and other trade-related serv.	:	:	:	:	:	:	:	:	57	140
270 Merchating	:	:	:	:	:	:	:	:	:	:
271 Other trade related services	:	:	:	:	:	:	:	:	89	140
272 Operational leasing	:	:	:	:	:	:	:	:	:	:
273 Misc. business, prof. and technical serv.	:	:	:	:	:	:	:	:	125	214
274 Legal, account., man., cons. and pub. rel.	:	:	:	:	:	:	:	:	:	211
278 Adv., market res. and polling	:	:	:	:	:	:	:	:	104	183
279 Research and development	:	:	:	:	:	:	:	:	:	:
280 Architect., engin. and other technical	:	:	:	:	:	:	:	:	147	282
281 Agric., mining and on-site processing	:	:	:	:	:	:	:	:	:	:
284 Other	:	:	:	:	:	:	:	:	183	266
285 Serv. between affiliated enterprises, nie	:	:	:	:	:	:	:	:	101	167
287 Personal, cultural and recreational services	:	:	:	:	:	:	:	:	:	:
288 Audio-visual and related services	:	:	:	:	:	:	:	:	:	:
289 Other personal, cultural and recreational	:	:	:	:	:	:	:	:	:	:
291 Government services, n i e	:	:	:	:	:	:	:	:	0	0
<b>982 Services not allocated</b>	:	:	:	:	:	:	:	:	:	:
<b>300 INCOME</b>	:	:	:	:	:	:	:	:	17	27
310 Compensation of employees	:	:	:	:	:	:	:	:	122	200
320 Investment Income	:	:	:	:	:	:	:	:	16	27
<b>379 CURRENT TRANSFERS</b>	:	:	:	:	:	:	:	:	309	503
<b>993 CURRENT ACCOUNT</b>	:	:	:	:	:	:	:	:	26	38
<b>994 CAPITAL ACCOUNT</b>	:	:	:	:	:	:	:	:	:	:
<b>010 CURRENT + CAPITAL ACCOUNT</b>	:	:	:	:	:	:	:	:	:	:
<b>995 FINANCIAL ACCOUNT</b>	.	.	.	.	.	.	.	.	.	.
<b>998 NET ERRORS AND OMISSIONS</b>	.	.	.	.	.	.	.	.	.	.

## 10.1.

Reporter: Spain

Partner: World

(Mio ECU)

	1985	1986	1987	1988	1989	1990	1991	1992	1993	1994
	<b>Credit</b>									
<b>100 GOODS</b>	<b>30 999</b>	<b>27 201</b>	<b>29 008</b>	<b>33 500</b>	<b>39 243</b>	<b>42 347</b>	<b>47 437</b>	<b>50 993</b>	<b>52 818</b>	<b>62 227</b>
<b>200 SERVICES</b>	<b>16 878</b>	<b>17 915</b>	<b>18 620</b>	<b>20 369</b>	<b>22 077</b>	<b>22 236</b>	<b>24 472</b>	<b>25 694</b>	<b>26 062</b>	<b>28 362</b>
<b>205 Transportation</b>	<b>4 267</b>	<b>3 551</b>	<b>3 737</b>	<b>4 175</b>	<b>4 616</b>	<b>4 530</b>	<b>4 802</b>	<b>3 670</b>	<b>3 608</b>	<b>4 225</b>
206 Sea transport	827	585	497	556	655	481	532	1 007	952	1 110
207 Passenger transport on sea	19	13	13	11	12	12	13	25	20	24
208 Freight transport on sea	808	572	484	545	643	469	519	407	572	675
209 Support. auxiliary and other services	:	:	:	:	:	:	:	574	360	412
210 Air transport	1 388	1 222	1 371	1 473	1 573	1 466	1 335	1 818	1 916	2 249
211 Passenger transport by air	1 347	1 180	1 323	1 445	1 527	1 410	1 265	1 024	981	1 215
212 Freight transport by air	41	42	48	28	46	56	70	129	329	384
213 Supporting, auxiliary and other services	:	:	:	:	:	:	:	665	605	650
214 Other transportation	2 053	1 744	1 870	2 146	2 388	2 582	2 935	846	741	866
<b>236 Travel</b>	<b>10 641</b>	<b>12 163</b>	<b>12 797</b>	<b>14 130</b>	<b>14 757</b>	<b>14 536</b>	<b>15 499</b>	<b>17 093</b>	<b>16 859</b>	<b>18 094</b>
<b>981 Other services</b>	<b>1 615</b>	<b>1 765</b>	<b>1 889</b>	<b>1 771</b>	<b>2 339</b>	<b>2 658</b>	<b>3 409</b>	<b>4 930</b>	<b>5 595</b>	<b>6 043</b>
245 Communications services	301	352	175	95	79	89	100	134	394	400
249 Construction services	75	71	23	55	128	113	238	333	376	348
253 Insurance services	222	235	282	275	300	364	463	750	768	792
260 Financial services	69	88	175	217	301	307	471	795	543	527
262 Computer and information services	:	:	:	:	:	:	:	188	500	513
266 Royalties and licence fees	34	33	25	33	47	67	64	79	128	187
268 Other business services	774	855	936	850	1 179	1 422	1 703	2 052	2 489	2 777
269 Merchanting and other trade-related serv.	541	620	696	574	755	866	819	363	369	400
270 Merchanting	72	80	18	-31	54	27	58	12	-3	36
271 Other trade related services	459	540	678	605	701	839	761	351	373	364
272 Operational leasing	:	:	:	:	:	:	:	196	79	128
273 Misc. business, prof. and technical serv.	233	235	240	276	424	556	884	1 493	2 040	2 249
274 Legal, account., man., cons. and pub. rel.	:	:	:	:	:	:	:	182	252	272
278 Adv., market res. and polling	72	71	107	139	187	276	396	285	383	438
279 Research and development	:	:	:	:	:	:	:	234	334	337
280 Architect, engin. and other technical	:	:	:	:	:	:	:	142	169	241
281 Agric., mining and on-site processing	:	:	:	:	:	:	:	12	16	19
284 Other	:	:	:	:	:	:	:	480	669	709
285 Serv. between affiliated enterprises, nie	:	:	:	:	:	:	:	158	219	233
287 Personal, cultural and recreational services	28	15	23	28	80	69	78	306	159	169
288 Audio-visual and related services	:	:	:	:	:	:	:	178	82	83
289 Other personal, cultural and recreational	:	:	:	:	:	:	:	128	76	86
291 Government services, n i e	112	116	250	218	225	225	290	295	238	332
<b>982 Services not allocated</b>	<b>356</b>	<b>436</b>	<b>197</b>	<b>293</b>	<b>365</b>	<b>511</b>	<b>762</b>	<b>0</b>	<b>0</b>	<b>0</b>
<b>300 INCOME</b>	<b>2 392</b>	<b>1 694</b>	<b>1 605</b>	<b>2 278</b>	<b>3 407</b>	<b>4 076</b>	<b>5 873</b>	<b>10 885</b>	<b>10 093</b>	<b>7 314</b>
310 Compensation of employees	163	181	192	182	190	178	183	186	95	88
320 Investment Income	2 229	1 513	1 413	2 096	3 217	3 898	5 690	10 699	9 998	7 226
<b>379 CURRENT TRANSFERS</b>	<b>2 338</b>	<b>2 889</b>	<b>4 007</b>	<b>6 374</b>	<b>7 754</b>	<b>7 470</b>	<b>10 652</b>	<b>8 517</b>	<b>7 582</b>	<b>7 924</b>
<b>993 CURRENT ACCOUNT</b>	<b>:</b>	<b>:</b>	<b>:</b>	<b>:</b>	<b>:</b>	<b>:</b>	<b>:</b>	<b>96 089</b>	<b>96 556</b>	<b>105 827</b>
<b>994 CAPITAL ACCOUNT</b>	<b>:</b>	<b>:</b>	<b>:</b>	<b>:</b>	<b>:</b>	<b>:</b>	<b>:</b>	<b>3 083</b>	<b>2 969</b>	<b>2 621</b>
<b>010 CURRENT + CAPITAL ACCOUNT</b>	<b>52 608</b>	<b>49 699</b>	<b>53 239</b>	<b>62 521</b>	<b>72 481</b>	<b>76 129</b>	<b>88 434</b>	<b>99 172</b>	<b>99 525</b>	<b>108 449</b>
<b>995 FINANCIAL ACCOUNT</b>	<b>:</b>	<b>:</b>	<b>:</b>	<b>:</b>	<b>:</b>	<b>:</b>	<b>:</b>	<b>:</b>	<b>:</b>	<b>:</b>
<b>998 NET ERRORS AND OMISSIONS</b>	<b>:</b>	<b>:</b>	<b>:</b>	<b>:</b>	<b>:</b>	<b>:</b>	<b>:</b>	<b>:</b>	<b>:</b>	<b>:</b>



10.1.

Reporter: Spain

Partner: World

	<i>(Mio ECU)</i>									
	1985	1986	1987	1988	1989	1990	1991	1992	1993	1994
	<b>Debit</b>									
<b>100 GOODS</b>	<b>36 513</b>	<b>33 770</b>	<b>40 155</b>	<b>48 741</b>	<b>61 538</b>	<b>65 618</b>	<b>72 361</b>	<b>74 300</b>	<b>65 538</b>	<b>74 603</b>
<b>200 SERVICES</b>	<b>7 121</b>	<b>6 879</b>	<b>7 752</b>	<b>9 435</b>	<b>11 561</b>	<b>13 012</b>	<b>14 180</b>	<b>16 095</b>	<b>16 435</b>	<b>16 085</b>
<b>205 Transportation</b>	<b>2 587</b>	<b>2 241</b>	<b>2 827</b>	<b>3 333</b>	<b>3 906</b>	<b>4 136</b>	<b>4 301</b>	<b>3 894</b>	<b>3 852</b>	<b>4 339</b>
206 Sea transport	920	659	857	1 019	1 151	1 215	1 282	1 628	1 585	1 794
207 Passenger transport on sea	12	11	13	11	13	14	12	17	21	18
208 Freight transport on sea	908	648	844	1 008	1 138	1 201	1 270	1 405	1 359	1 549
209 Support. auxiliary and other services	:	:	:	:	:	:	:	207	205	228
210 Air transport	275	291	358	527	585	659	661	1 374	1 470	1 618
211 Passenger transport by air	257	269	333	487	531	596	593	573	716	739
212 Freight transport by air	18	22	25	40	54	63	68	128	107	93
213 Supporting, auxiliary and other services	:	:	:	:	:	:	:	673	648	787
214 Other transportation	1 393	1 291	1 613	1 787	2 170	2 262	2 358	891	796	926
<b>236 Travel</b>	<b>1 316</b>	<b>1 530</b>	<b>1 698</b>	<b>2 080</b>	<b>2 797</b>	<b>3 322</b>	<b>3 685</b>	<b>4 271</b>	<b>4 041</b>	<b>3 481</b>
<b>981 Other services</b>	<b>2 778</b>	<b>2 703</b>	<b>2 831</b>	<b>3 502</b>	<b>4 154</b>	<b>4 765</b>	<b>5 170</b>	<b>7 930</b>	<b>8 542</b>	<b>8 265</b>
245 Communications services	99	104	95	77	67	66	92	193	259	276
249 Construction services	227	83	33	34	62	108	158	293	252	114
253 Insurance services	360	430	449	468	465	465	464	652	737	802
260 Financial services	39	38	86	94	149	230	300	362	633	487
262 Computer and information services	:	:	:	:	:	:	:	643	586	539
266 Royalties and licence fees	304	313	329	546	636	742	786	823	830	896
268 Other business services	1 178	1 112	1 269	1 590	2 073	2 223	2 327	3 423	3 558	3 827
269 Merchanting and other trade-related serv.	525	472	562	659	824	787	719	560	655	656
270 Merchanting	0	0	0	0	0	0	0	0	0	0
271 Other trade related services	525	472	562	659	824	787	719	560	655	656
272 Operational leasing	:	:	:	:	:	:	:	270	145	189
273 Misc. business, prof. and technical serv.	653	640	707	931	1 249	1 436	1 608	2 593	2 758	2 983
274 Legal, account., man., cons. and pub. rel.	:	:	:	:	:	:	:	236	240	284
278 Adv., market res. and polling	115	152	201	238	332	340	402	499	531	573
279 Research and development	:	:	:	:	:	:	:	244	276	264
280 Architect., engin. and other technical	:	:	:	:	:	:	:	405	498	394
281 Agric., mining and on-site processing	:	:	:	:	:	:	:	20	15	30
284 Other	:	:	:	:	:	:	:	801	808	970
285 Serv. between affiliated enterprises, nie	:	:	:	:	:	:	:	387	390	468
287 Personal, cultural and recreational services	73	75	84	113	189	253	341	719	577	504
288 Audio-visual and related services	:	:	:	:	:	:	:	523	429	379
289 Other personal, cultural and recreational	:	:	:	:	:	:	:	197	148	125
291 Government services, n i e	499	548	487	580	513	678	703	821	1 108	819
<b>982 Services not allocated</b>	<b>440</b>	<b>405</b>	<b>395</b>	<b>520</b>	<b>704</b>	<b>789</b>	<b>1 024</b>	<b>0</b>	<b>0</b>	<b>0</b>
<b>300 INCOME</b>	<b>4 611</b>	<b>3 551</b>	<b>3 411</b>	<b>4 801</b>	<b>5 698</b>	<b>6 791</b>	<b>9 603</b>	<b>15 320</b>	<b>13 095</b>	<b>14 202</b>
310 Compensation of employees	5	7	7	7	9	9	10	17	98	82
320 Investment Income	4 606	3 544	3 404	4 794	5 689	6 782	9 594	15 303	12 997	14 120
<b>379 CURRENT TRANSFERS</b>	<b>891</b>	<b>1 740</b>	<b>1 737</b>	<b>2 558</b>	<b>3 570</b>	<b>4 126</b>	<b>5 804</b>	<b>6 686</b>	<b>6 150</b>	<b>6 679</b>
<b>993 CURRENT ACCOUNT</b>	<b>:</b>	<b>:</b>	<b>:</b>	<b>:</b>	<b>:</b>	<b>:</b>	<b>:</b>	<b>112 400</b>	<b>101 217</b>	<b>111 570</b>
<b>994 CAPITAL ACCOUNT</b>	<b>:</b>	<b>:</b>	<b>:</b>	<b>:</b>	<b>:</b>	<b>:</b>	<b>:</b>	<b>379</b>	<b>382</b>	<b>438</b>
<b>010 CURRENT + CAPITAL ACCOUNT</b>	<b>49 136</b>	<b>45 940</b>	<b>53 055</b>	<b>65 535</b>	<b>82 367</b>	<b>89 547</b>	<b>101 949</b>	<b>112 780</b>	<b>101 599</b>	<b>112 008</b>
<b>995 FINANCIAL ACCOUNT</b>	<b>:</b>	<b>:</b>	<b>:</b>	<b>:</b>	<b>:</b>	<b>:</b>	<b>:</b>	<b>:</b>	<b>:</b>	<b>:</b>
<b>998 NET ERRORS AND OMISSIONS</b>	<b>:</b>	<b>:</b>	<b>:</b>	<b>:</b>	<b>:</b>	<b>:</b>	<b>:</b>	<b>:</b>	<b>:</b>	<b>:</b>

## 10.1.

Reporter: Spain

Partner: World

	(Mio ECU)									
	1985	1986	1987	1988	1989	1990	1991	1992	1993	1994
	<b>Net</b>									
<b>100 GOODS</b>	<b>-5 514</b>	<b>-6 569</b>	<b>-11 148</b>	<b>-15 241</b>	<b>-22 295</b>	<b>-23 271</b>	<b>-24 924</b>	<b>-23 307</b>	<b>-12 719</b>	<b>-12 376</b>
<b>200 SERVICES</b>	<b>9 757</b>	<b>11 036</b>	<b>10 868</b>	<b>10 934</b>	<b>10 516</b>	<b>9 224</b>	<b>10 292</b>	<b>9 599</b>	<b>9 628</b>	<b>12 277</b>
<b>205 Transportation</b>	<b>1 680</b>	<b>1 310</b>	<b>910</b>	<b>842</b>	<b>710</b>	<b>394</b>	<b>501</b>	<b>-223</b>	<b>-244</b>	<b>-114</b>
206 Sea transport	-93	-74	-360	-463	-496	-734	-750	-622	-634	-684
207 Passenger transport on sea	7	2	0	0	-1	-2	1	8	-1	6
208 Freight transport on sea	-100	-76	-360	-463	-495	-732	-751	-998	-787	-874
209 Support. auxiliary and other services	:	:	:	:	:	:	:	368	154	184
210 Air transport	1 113	931	1 013	946	988	807	674	444	445	630
211 Passenger transport by air	1 090	911	990	958	996	814	672	451	265	476
212 Freight transport by air	23	20	23	-12	-8	-7	2	1	223	291
213 Supporting, auxiliary and other services	:	:	:	:	:	:	:	-8	-43	-137
214 Other transportation	660	453	257	359	218	320	577	-46	-55	-60
<b>236 Travel</b>	<b>9 325</b>	<b>10 633</b>	<b>11 099</b>	<b>12 050</b>	<b>11 960</b>	<b>11 214</b>	<b>11 814</b>	<b>12 822</b>	<b>12 818</b>	<b>14 613</b>
<b>981 Other services</b>	<b>-1 164</b>	<b>-938</b>	<b>-943</b>	<b>-1 731</b>	<b>-1 815</b>	<b>-2 106</b>	<b>-1 762</b>	<b>-3 000</b>	<b>-2 946</b>	<b>-2 221</b>
245 Communications services	202	248	80	18	12	23	8	-58	134	124
249 Construction services	-152	-12	-10	21	66	5	80	39	124	234
253 Insurance services	-138	-195	-167	-193	-165	-101	-1	98	31	-11
260 Financial services	30	50	89	123	152	77	171	433	-90	40
262 Computer and information services	:	:	:	:	:	:	:	-455	-86	-27
266 Royalties and licence fees	-270	-280	-304	-513	-589	-674	-722	-745	-702	-709
268 Other business services	-404	-257	-333	-740	-894	-801	-624	-1 371	-1 069	-1 050
269 Merchanting and other trade-related serv.	16	148	134	-85	-69	79	100	-198	-286	-256
270 Merchanting	72	80	18	-31	54	27	58	12	-3	36
271 Other trade related services	-56	68	116	-54	-123	52	42	-210	-282	-291
272 Operational leasing	:	:	:	:	:	:	:	-74	-66	-61
273 Misc. business, prof. and technical serv.	-420	-405	-467	-655	-825	-880	-724	-1 100	-717	-734
274 Legal, account., man., cons. and pub. rel.	:	:	:	:	:	:	:	-54	11	-12
278 Adv., market res. and polling	-43	-81	-94	-99	-145	-64	-6	-214	-149	-136
279 Research and development	:	:	:	:	:	:	:	-10	58	73
280 Architect., engin. and other technical	:	:	:	:	:	:	:	-264	-329	-153
281 Agric., mining and on-site processing	:	:	:	:	:	:	:	-8	1	-10
284 Other	:	:	:	:	:	:	:	-321	-139	-261
285 Serv. between affiliated enterprises, nie	:	:	:	:	:	:	:	-229	-170	-235
287 Personal, cultural and recreational services	-45	-60	-61	-85	-109	-184	-263	-414	-419	-335
288 Audio-visual and related services	:	:	:	:	:	:	:	-345	-347	-296
289 Other personal, cultural and recreational	:	:	:	:	:	:	:	-69	-72	-39
291 Government services, n i e	-387	-432	-237	-362	-286	-453	-413	-526	-869	-487
<b>982 Services not allocated</b>	<b>-84</b>	<b>31</b>	<b>-198</b>	<b>-227</b>	<b>-339</b>	<b>-277</b>	<b>-262</b>	<b>0</b>	<b>0</b>	<b>0</b>
<b>300 INCOME</b>	<b>-2 218</b>	<b>-1 857</b>	<b>-1 807</b>	<b>-2 523</b>	<b>-2 291</b>	<b>-2 715</b>	<b>-3 730</b>	<b>-4 435</b>	<b>-3 002</b>	<b>-6 889</b>
310 Compensation of employees	158	174	185	175	181	169	174	170	-3	5
320 Investment Income	-2 376	-2 031	-1 992	-2 698	-2 472	-2 884	-3 904	-4 604	-2 999	-6 894
<b>379 CURRENT TRANSFERS</b>	<b>1 448</b>	<b>1 149</b>	<b>2 271</b>	<b>3 816</b>	<b>4 184</b>	<b>3 344</b>	<b>4 847</b>	<b>1 831</b>	<b>1 432</b>	<b>1 244</b>
<b>993 CURRENT ACCOUNT</b>	<b>:</b>	<b>:</b>	<b>:</b>	<b>:</b>	<b>:</b>	<b>:</b>	<b>:</b>	<b>-16 312</b>	<b>-4 661</b>	<b>-5 743</b>
<b>994 CAPITAL ACCOUNT</b>	<b>:</b>	<b>:</b>	<b>:</b>	<b>:</b>	<b>:</b>	<b>:</b>	<b>:</b>	<b>2 704</b>	<b>2 587</b>	<b>2 183</b>
<b>010 CURRENT + CAPITAL ACCOUNT</b>	<b>3 472</b>	<b>3 759</b>	<b>184</b>	<b>-3 014</b>	<b>-9 886</b>	<b>-13 418</b>	<b>-13 516</b>	<b>-13 607</b>	<b>-2 074</b>	<b>-3 559</b>
<b>995 FINANCIAL ACCOUNT</b>	<b>:</b>	<b>:</b>	<b>:</b>	<b>:</b>	<b>:</b>	<b>:</b>	<b>:</b>	<b>18 194</b>	<b>3 521</b>	<b>4 623</b>
<b>998 NET ERRORS AND OMISSIONS</b>	<b>:</b>	<b>:</b>	<b>:</b>	<b>:</b>	<b>:</b>	<b>:</b>	<b>:</b>	<b>-4 587</b>	<b>-1 448</b>	<b>-1 064</b>

10.1.

Reporter: Spain

Partner: World

	(in %)									
	1985	1986	1987	1988	1989	1990	1991	1992	1993	1994
	<b>Cover ratio</b>									
<b>100 GOODS</b>	<b>85</b>	<b>81</b>	<b>72</b>	<b>69</b>	<b>64</b>	<b>65</b>	<b>66</b>	<b>69</b>	<b>81</b>	<b>83</b>
<b>200 SERVICES</b>	<b>237</b>	<b>260</b>	<b>240</b>	<b>216</b>	<b>191</b>	<b>171</b>	<b>173</b>	<b>160</b>	<b>159</b>	<b>176</b>
<b>205 Transportation</b>	<b>165</b>	<b>158</b>	<b>132</b>	<b>125</b>	<b>118</b>	<b>110</b>	<b>112</b>	<b>94</b>	<b>94</b>	<b>97</b>
206 Sea transport	90	89	58	55	57	40	41	62	60	62
207 Passenger transport on sea	158	118	100	100	92	86	108	148	95	132
208 Freight transport on sea	89	88	57	54	57	39	41	29	42	44
209 Support. auxiliary and other services	:	:	:	:	:	:	:	278	175	181
210 Air transport	505	420	383	280	269	222	202	132	130	139
211 Passenger transport by air	524	439	397	297	288	236	213	179	137	164
212 Freight transport by air	228	191	192	70	85	89	103	101	309	414
213 Supporting, auxiliary and other services	:	:	:	:	:	:	:	99	93	83
214 Other transportation	147	135	116	120	110	114	124	95	93	93
<b>236 Travel</b>	<b>809</b>	<b>795</b>	<b>754</b>	<b>679</b>	<b>528</b>	<b>438</b>	<b>421</b>	<b>400</b>	<b>417</b>	<b>520</b>
<b>981 Other services</b>	<b>58</b>	<b>65</b>	<b>67</b>	<b>51</b>	<b>56</b>	<b>56</b>	<b>66</b>	<b>62</b>	<b>66</b>	<b>73</b>
245 Communications services	304	338	184	123	118	135	109	70	152	145
249 Construction services	33	86	70	162	206	105	151	113	149	306
253 Insurance services	62	55	63	59	65	78	100	115	104	99
260 Financial services	177	232	203	231	202	133	157	220	86	108
262 Computer and information services	:	:	:	:	:	:	:	29	85	95
266 Royalties and licence fees	11	11	8	6	7	9	8	10	15	21
268 Other business services	66	77	74	53	57	64	73	60	70	73
269 Merchanting and other trade-related serv.	103	131	124	87	92	110	114	65	56	61
270 Merchanting	:	:	:	:	:	:	:	:	:	:
271 Other trade related services	89	114	121	92	85	107	106	63	57	56
272 Operational leasing	:	:	:	:	:	:	:	73	55	68
273 Misc. business, prof. and technical serv.	36	37	34	30	34	39	55	58	74	75
274 Legal, account., man., cons. and pub. rel.	:	:	:	:	:	:	:	77	105	96
278 Adv., market res. and polling	63	47	53	58	56	81	99	57	72	76
279 Research and development	:	:	:	:	:	:	:	96	121	128
280 Architect., engin. and other technical	:	:	:	:	:	:	:	35	34	61
281 Agric., mining and on-site processing	:	:	:	:	:	:	:	61	105	65
284 Other	:	:	:	:	:	:	:	60	83	73
285 Serv. between affiliated enterprises, nie	:	:	:	:	:	:	:	41	56	50
287 Personal, cultural and recreational services	38	20	27	25	42	27	23	43	27	34
288 Audio-visual and related services	:	:	:	:	:	:	:	34	19	22
289 Other personal, cultural and recreational	:	:	:	:	:	:	:	65	52	69
291 Government services, n i e	22	21	51	38	44	33	41	36	22	41
<b>982 Services not allocated</b>	<b>81</b>	<b>108</b>	<b>50</b>	<b>56</b>	<b>52</b>	<b>65</b>	<b>74</b>	:	:	:
<b>300 INCOME</b>	<b>52</b>	<b>48</b>	<b>47</b>	<b>47</b>	<b>60</b>	<b>60</b>	<b>61</b>	<b>71</b>	<b>77</b>	<b>51</b>
310 Compensation of employees	3 260	2 586	2 743	2 600	2 111	1 978	1 924	1 125	97	107
320 Investment Income	48	43	41	44	57	57	59	70	77	51
<b>379 CURRENT TRANSFERS</b>	<b>263</b>	<b>166</b>	<b>231</b>	<b>249</b>	<b>217</b>	<b>181</b>	<b>184</b>	<b>127</b>	<b>123</b>	<b>119</b>
<b>993 CURRENT ACCOUNT</b>	:	:	:	:	:	:	:	<b>85</b>	<b>95</b>	<b>95</b>
<b>994 CAPITAL ACCOUNT</b>	:	:	:	:	:	:	:	<b>813</b>	<b>777</b>	<b>599</b>
<b>010 CURRENT + CAPITAL ACCOUNT</b>	<b>107</b>	<b>108</b>	<b>100</b>	<b>95</b>	<b>88</b>	<b>85</b>	<b>87</b>	<b>88</b>	<b>98</b>	<b>97</b>
<b>995 FINANCIAL ACCOUNT</b>	.	.	.	.	.	.	.	.	.	.
<b>998 NET ERRORS AND OMISSIONS</b>	.	.	.	.	.	.	.	.	.	.

10.2.

Reporter: Spain

Partner: Intra EUR15

(Mio ECU)

	1985	1986	1987	1988	1989	1990	1991	1992	1993	1994
	<b>Credit</b>									
<b>100 GOODS</b>	:	:	:	:	:	:	:	37 313	36 406	44 001
<b>200 SERVICES</b>	:	:	:	:	:	:	:	16 602	20 252	22 100
<b>205 Transportation</b>	:	:	:	:	:	:	:	2 479	2 788	3 267
206 Sea transport	:	:	:	:	:	:	:	604	693	820
207 Passenger transport on sea	:	:	:	:	:	:	:	12	14	14
208 Freight transport on sea	:	:	:	:	:	:	:	332	395	478
209 Support. auxiliary and other services	:	:	:	:	:	:	:	260	284	327
210 Air transport	:	:	:	:	:	:	:	1 294	1 572	1 818
211 Passenger transport by air	:	:	:	:	:	:	:	716	890	1 060
212 Freight transport by air	:	:	:	:	:	:	:	68	240	281
213 Supporting, auxiliary and other services	:	:	:	:	:	:	:	509	442	477
214 Other transportation	:	:	:	:	:	:	:	581	523	629
<b>236 Travel</b>	:	:	:	:	:	:	:	11 513	14 110	15 417
<b>981 Other services</b>	:	:	:	:	:	:	:	2 611	3 355	3 416
245 Communications services	:	:	:	:	:	:	:	38	231	241
249 Construction services	:	:	:	:	:	:	:	121	159	132
253 Insurance services	:	:	:	:	:	:	:	417	488	445
260 Financial services	:	:	:	:	:	:	:	489	288	210
262 Computer and information services	:	:	:	:	:	:	:	93	194	108
266 Royalties and licence fees	:	:	:	:	:	:	:	40	73	121
268 Other business services	:	:	:	:	:	:	:	1 254	1 742	1 911
269 Merchanting and other trade-related serv.	:	:	:	:	:	:	:	289	278	285
270 Merchanting	:	:	:	:	:	:	:	51	1	17
271 Other trade related services	:	:	:	:	:	:	:	238	277	269
272 Operational leasing	:	:	:	:	:	:	:	94	67	98
273 Misc. business, prof. and technical serv.	:	:	:	:	:	:	:	872	1 397	1 528
274 Legal, account., man., cons. and pub. rel.	:	:	:	:	:	:	:	94	154	162
278 Adv., market res. and polling	:	:	:	:	:	:	:	177	278	318
279 Research and development	:	:	:	:	:	:	:	161	270	270
280 Architect., engin. and other technical	:	:	:	:	:	:	:	72	96	146
281 Agric., mining and on-site processing	:	:	:	:	:	:	:	7	10	13
284 Other	:	:	:	:	:	:	:	271	444	465
285 Serv. between affiliated enterprises, nie	:	:	:	:	:	:	:	89	146	153
287 Personal, cultural and recreational services	:	:	:	:	:	:	:	154	88	88
288 Audio-visual and related services	:	:	:	:	:	:	:	79	40	43
289 Other personal, cultural and recreational	:	:	:	:	:	:	:	75	48	45
291 Government services, n i e	:	:	:	:	:	:	:	5	91	161
<b>982 Services not allocated</b>	:	:	:	:	:	:	:	0	0	0
<b>300 INCOME</b>	:	:	:	:	:	:	:	2 230	3 566	2 700
310 Compensation of employees	:	:	:	:	:	:	:	89	51	47
320 Investment Income	:	:	:	:	:	:	:	2 141	3 515	2 652
<b>379 CURRENT TRANSFERS</b>	:	:	:	:	:	:	:	6 585	6 309	6 612
<b>993 CURRENT ACCOUNT</b>	:	:	:	:	:	:	:	62 730	66 532	75 412
<b>994 CAPITAL ACCOUNT</b>	:	:	:	:	:	:	:	:	:	:
<b>010 CURRENT + CAPITAL ACCOUNT</b>	:	:	:	:	:	:	:	:	:	:
<b>995 FINANCIAL ACCOUNT</b>	:	:	:	:	:	:	:	:	:	:
<b>998 NET ERRORS AND OMISSIONS</b>	:	:	:	:	:	:	:	:	:	:

## 10.2.

Reporter: Spain

Partner: Intra EUR15

	<i>(Mio ECU)</i>									
	1985	1986	1987	1988	1989	1990	1991	1992	1993	1994
	<b>Debit</b>									
100 GOODS	:	:	:	:	:	:	:	47 350	40 798	47 728
200 SERVICES	:	:	:	:	:	:	:	8 726	10 176	10 236
205 Transportation	:	:	:	:	:	:	:	2 439	2 653	3 033
206 Sea transport	:	:	:	:	:	:	:	1 001	1 006	1 169
207 Passenger transport on sea	:	:	:	:	:	:	:	12	9	12
208 Freight transport on sea	:	:	:	:	:	:	:	919	847	992
209 Support. auxiliary and other services	:	:	:	:	:	:	:	69	150	165
210 Air transport	:	:	:	:	:	:	:	866	1 128	1 240
211 Passenger transport by air	:	:	:	:	:	:	:	322	499	514
212 Freight transport by air	:	:	:	:	:	:	:	72	62	58
213 Supporting, auxiliary and other services	:	:	:	:	:	:	:	472	567	668
214 Other transportation	:	:	:	:	:	:	:	573	519	624
236 Travel	:	:	:	:	:	:	:	1 788	2 347	2 127
981 Other services	:	:	:	:	:	:	:	4 498	5 177	5 076
245 Communications services	:	:	:	:	:	:	:	132	134	152
249 Construction services	:	:	:	:	:	:	:	253	154	75
253 Insurance services	:	:	:	:	:	:	:	405	526	601
260 Financial services	:	:	:	:	:	:	:	115	356	249
262 Computer and information services	:	:	:	:	:	:	:	372	408	379
266 Royalties and licence fees	:	:	:	:	:	:	:	362	449	500
268 Other business services	:	:	:	:	:	:	:	2 179	2 382	2 527
269 Merchanting and other trade-related serv.	:	:	:	:	:	:	:	312	399	380
270 Merchanting	:	:	:	:	:	:	:	0	0	0
271 Other trade related services	:	:	:	:	:	:	:	312	399	380
272 Operational leasing	:	:	:	:	:	:	:	124	76	110
273 Misc. business, prof. and technical serv.	:	:	:	:	:	:	:	1 743	1 907	2 038
274 Legal, account., man., cons. and pub. rel.	:	:	:	:	:	:	:	136	148	159
278 Adv., market res. and polling	:	:	:	:	:	:	:	351	390	405
279 Research and development	:	:	:	:	:	:	:	178	188	215
280 Architect., engin. and other technical	:	:	:	:	:	:	:	298	370	301
281 Agric., mining and on-site processing	:	:	:	:	:	:	:	13	7	24
284 Other	:	:	:	:	:	:	:	517	542	631
285 Serv. between affiliated enterprises, nie	:	:	:	:	:	:	:	250	261	304
287 Personal, cultural and recreational services	:	:	:	:	:	:	:	392	257	232
288 Audio-visual and related services	:	:	:	:	:	:	:	259	172	164
289 Other personal, cultural and recreational	:	:	:	:	:	:	:	133	85	68
291 Government services, n i e	:	:	:	:	:	:	:	288	511	361
982 Services not allocated	:	:	:	:	:	:	:	0	0	0
300 INCOME	:	:	:	:	:	:	:	7 077	6 611	8 790
310 Compensation of employees	:	:	:	:	:	:	:	7	31	36
320 Investment Income	:	:	:	:	:	:	:	7 070	6 580	8 754
379 CURRENT TRANSFERS	:	:	:	:	:	:	:	5 590	5 413	5 835
993 CURRENT ACCOUNT	:	:	:	:	:	:	:	68 743	62 998	72 590
994 CAPITAL ACCOUNT	:	:	:	:	:	:	:	:	:	:
010 CURRENT + CAPITAL ACCOUNT	:	:	:	:	:	:	:	:	:	:
995 FINANCIAL ACCOUNT	:	:	:	:	:	:	:	:	:	:
998 NET ERRORS AND OMISSIONS	:	:	:	:	:	:	:	:	:	:

## 10.2.

Reporter: Spain

Partner: Intra EUR15

(Mio ECU)

	1985	1986	1987	1988	1989	1990	1991	1992	1993	1994
	<b>Net</b>									
<b>100 GOODS</b>	:	:	:	:	:	:	:	-10 037	-4 393	-3 727
<b>200 SERVICES</b>	:	:	:	:	:	:	:	7 876	10 076	11 863
<b>205 Transportation</b>	:	:	:	:	:	:	:	39	135	233
206 Sea transport	:	:	:	:	:	:	:	-397	-313	-349
207 Passenger transport on sea	:	:	:	:	:	:	:	0	5	2
208 Freight transport on sea	:	:	:	:	:	:	:	-588	-451	-514
209 Support, auxiliary and other services	:	:	:	:	:	:	:	191	134	162
210 Air transport	:	:	:	:	:	:	:	428	444	578
211 Passenger transport by air	:	:	:	:	:	:	:	394	391	546
212 Freight transport by air	:	:	:	:	:	:	:	-3	178	223
213 Supporting, auxiliary and other services	:	:	:	:	:	:	:	37	-124	-190
214 Other transportation	:	:	:	:	:	:	:	8	3	5
<b>236 Travel</b>	:	:	:	:	:	:	:	9 725	11 763	13 290
<b>981 Other services</b>	:	:	:	:	:	:	:	-1 888	-1 822	-1 660
245 Communications services	:	:	:	:	:	:	:	-94	96	88
249 Construction services	:	:	:	:	:	:	:	-132	6	57
253 Insurance services	:	:	:	:	:	:	:	12	-38	-155
260 Financial services	:	:	:	:	:	:	:	374	-68	-39
262 Computer and information services	:	:	:	:	:	:	:	-279	-214	-271
266 Royalties and licence fees	:	:	:	:	:	:	:	-322	-376	-380
268 Other business services	:	:	:	:	:	:	:	-925	-639	-616
269 Merchanting and other trade-related serv.	:	:	:	:	:	:	:	-23	-121	-95
270 Merchanting	:	:	:	:	:	:	:	51	1	17
271 Other trade related services	:	:	:	:	:	:	:	-74	-122	-111
272 Operational leasing	:	:	:	:	:	:	:	-31	-9	-12
273 Misc. business, prof. and technical serv.	:	:	:	:	:	:	:	-871	-509	-510
274 Legal, account., man., cons. and pub. rel.	:	:	:	:	:	:	:	-41	6	3
278 Adv., market res. and polling	:	:	:	:	:	:	:	-174	-112	-87
279 Research and development	:	:	:	:	:	:	:	-16	82	55
280 Architect., engin. and other technical	:	:	:	:	:	:	:	-226	-274	-154
281 Agric., mining and on-site processing	:	:	:	:	:	:	:	-7	3	-10
284 Other	:	:	:	:	:	:	:	-246	-98	-166
285 Serv. between affiliated enterprises, nie	:	:	:	:	:	:	:	-161	-116	-152
287 Personal, cultural and recreational services	:	:	:	:	:	:	:	-238	-169	-144
288 Audio-visual and related services	:	:	:	:	:	:	:	-180	-131	-121
289 Other personal, cultural and recreational	:	:	:	:	:	:	:	-58	-37	-24
291 Government services, n i e	:	:	:	:	:	:	:	-283	-420	-200
<b>982 Services not allocated</b>	:	:	:	:	:	:	:	0	0	0
<b>300 INCOME</b>	:	:	:	:	:	:	:	-4 847	-3 045	-6 091
310 Compensation of employees	:	:	:	:	:	:	:	82	19	11
320 Investment Income	:	:	:	:	:	:	:	-4 929	-3 064	-6 102
<b>379 CURRENT TRANSFERS</b>	:	:	:	:	:	:	:	995	896	776
<b>993 CURRENT ACCOUNT</b>	:	:	:	:	:	:	:	-6 013	3 535	2 822
<b>994 CAPITAL ACCOUNT</b>	:	:	:	:	:	:	:	:	:	:
<b>010 CURRENT + CAPITAL ACCOUNT</b>	:	:	:	:	:	:	:	:	:	:
<b>995 FINANCIAL ACCOUNT</b>	:	:	:	:	:	:	:	:	:	:
<b>998 NET ERRORS AND OMISSIONS</b>	:	:	:	:	:	:	:	:	:	:

## 10.2.

Reporter: Spain

Partner: Intra EUR15

	(in %)									
	1985	1986	1987	1988	1989	1990	1991	1992	1993	1994
	<b>Cover ratio</b>									
<b>100 GOODS</b>	:	:	:	:	:	:	:	79	89	92
<b>200 SERVICES</b>	:	:	:	:	:	:	:	190	199	216
<b>205 Transportation</b>	:	:	:	:	:	:	:	102	105	108
206 Sea transport	:	:	:	:	:	:	:	60	69	70
207 Passenger transport on sea	:	:	:	:	:	:	:	101	150	120
208 Freight transport on sea	:	:	:	:	:	:	:	36	47	48
209 Support. auxiliary and other services	:	:	:	:	:	:	:	377	189	198
210 Air transport	:	:	:	:	:	:	:	149	139	147
211 Passenger transport by air	:	:	:	:	:	:	:	222	178	206
212 Freight transport by air	:	:	:	:	:	:	:	96	386	484
213 Supporting, auxiliary and other services	:	:	:	:	:	:	:	108	78	71
214 Other transportation	:	:	:	:	:	:	:	101	101	101
<b>236 Travel</b>	:	:	:	:	:	:	:	644	601	725
<b>981 Other services</b>	:	:	:	:	:	:	:	58	65	67
245 Communications services	:	:	:	:	:	:	:	29	172	158
249 Construction services	:	:	:	:	:	:	:	48	104	175
253 Insurance services	:	:	:	:	:	:	:	103	93	74
260 Financial services	:	:	:	:	:	:	:	426	81	84
262 Computer and information services	:	:	:	:	:	:	:	25	48	29
266 Royalties and licence fees	:	:	:	:	:	:	:	11	16	24
268 Other business services	:	:	:	:	:	:	:	58	73	76
269 Merchenting and other trade-related serv.	:	:	:	:	:	:	:	93	70	75
270 Merchenting	:	:	:	:	:	:	:	:	:	:
271 Other trade related services	:	:	:	:	:	:	:	76	69	71
272 Operational leasing	:	:	:	:	:	:	:	75	88	89
273 Misc. business, prof. and technical serv.	:	:	:	:	:	:	:	50	73	75
274 Legal, account., man., cons. and pub. rel.	:	:	:	:	:	:	:	70	104	102
278 Adv., market res. and polling	:	:	:	:	:	:	:	50	71	79
279 Research and development	:	:	:	:	:	:	:	91	144	126
280 Architect., engin. and other technical	:	:	:	:	:	:	:	24	26	49
281 Agric., mining and on-site processing	:	:	:	:	:	:	:	51	135	57
284 Other	:	:	:	:	:	:	:	52	82	74
285 Serv. between affiliated enterprises, nie	:	:	:	:	:	:	:	36	56	50
287 Personal, cultural and recreational services	:	:	:	:	:	:	:	39	34	38
288 Audio-visual and related services	:	:	:	:	:	:	:	30	24	26
289 Other personal, cultural and recreational	:	:	:	:	:	:	:	56	56	66
291 Government services, n i e	:	:	:	:	:	:	:	2	18	45
<b>982 Services not allocated</b>	:	:	:	:	:	:	:	:	:	:
<b>300 INCOME</b>	:	:	:	:	:	:	:	32	54	31
310 Compensation of employees	:	:	:	:	:	:	:	1 313	162	131
320 Investment Income	:	:	:	:	:	:	:	30	53	30
<b>379 CURRENT TRANSFERS</b>	:	:	:	:	:	:	:	118	117	113
<b>993 CURRENT ACCOUNT</b>	:	:	:	:	:	:	:	91	106	104
<b>994 CAPITAL ACCOUNT</b>	:	:	:	:	:	:	:	:	:	:
<b>010 CURRENT + CAPITAL ACCOUNT</b>	:	:	:	:	:	:	:	:	:	:
<b>995 FINANCIAL ACCOUNT</b>	.	.	.	.	.	.	.	.	.	.
<b>998 NET ERRORS AND OMISSIONS</b>	.	.	.	.	.	.	.	.	.	.

## 10.3.

Reporter: Spain

Partner: Extra EUR15

	(Mio ECU)									
	1985	1986	1987	1988	1989	1990	1991	1992	1993	1994
	<b>Credit</b>									
<b>100 GOODS</b>	:	:	:	:	:	:	:	<b>13 552</b>	<b>16 213</b>	<b>18 155</b>
<b>200 SERVICES</b>	:	:	:	:	:	:	:	<b>6 183</b>	<b>5 627</b>	<b>6 121</b>
<b>205 Transportation</b>	:	:	:	:	:	:	:	<b>1 047</b>	<b>812</b>	<b>956</b>
206 Sea transport	:	:	:	:	:	:	:	393	255	290
207 Passenger transport on sea	:	:	:	:	:	:	:	12	6	10
208 Freight transport on sea	:	:	:	:	:	:	:	113	174	195
209 Support. auxiliary and other services	:	:	:	:	:	:	:	267	75	85
210 Air transport	:	:	:	:	:	:	:	412	343	430
211 Passenger transport by air	:	:	:	:	:	:	:	237	91	154
212 Freight transport by air	:	:	:	:	:	:	:	46	89	103
213 Supporting, auxiliary and other services	:	:	:	:	:	:	:	128	162	172
214 Other transportation	:	:	:	:	:	:	:	243	214	236
<b>236 Travel</b>	:	:	:	:	:	:	:	<b>3 345</b>	<b>2 750</b>	<b>2 677</b>
<b>981 Other services</b>	:	:	:	:	:	:	:	<b>1 790</b>	<b>2 065</b>	<b>2 488</b>
245 Communications services	:	:	:	:	:	:	:	92	160	159
249 Construction services	:	:	:	:	:	:	:	221	215	214
253 Insurance services	:	:	:	:	:	:	:	208	277	347
260 Financial services	:	:	:	:	:	:	:	154	101	196
262 Computer and information services	:	:	:	:	:	:	:	57	306	404
266 Royalties and licence fees	:	:	:	:	:	:	:	35	54	65
268 Other business services	:	:	:	:	:	:	:	602	736	852
269 Merchanting and other trade-related serv.	:	:	:	:	:	:	:	33	90	113
270 Merchanting	:	:	:	:	:	:	:	-56	-5	19
271 Other trade related services	:	:	:	:	:	:	:	89	94	93
272 Operational leasing	:	:	:	:	:	:	:	56	12	30
273 Misc. business, prof. and technical serv.	:	:	:	:	:	:	:	513	634	709
274 Legal, account., man., cons. and pub. rel.	:	:	:	:	:	:	:	78	96	107
278 Adv., market res. and polling	:	:	:	:	:	:	:	86	105	120
279 Research and development	:	:	:	:	:	:	:	50	63	67
280 Architect., engin. and other technical	:	:	:	:	:	:	:	63	72	93
281 Agric., mining and on-site processing	:	:	:	:	:	:	:	5	6	6
284 Other	:	:	:	:	:	:	:	175	220	239
285 Serv. between affiliated enterprises, nie	:	:	:	:	:	:	:	58	72	78
287 Personal, cultural and recreational services	:	:	:	:	:	:	:	134	69	81
288 Audio-visual and related services	:	:	:	:	:	:	:	90	41	40
289 Other personal, cultural and recreational	:	:	:	:	:	:	:	44	28	41
291 Government services, n i e	:	:	:	:	:	:	:	288	147	171
<b>982 Services not allocated</b>	:	:	:	:	:	:	:	<b>0</b>	<b>0</b>	<b>0</b>
<b>300 INCOME</b>	:	:	:	:	:	:	:	<b>4 371</b>	<b>2 659</b>	<b>1 859</b>
310 Compensation of employees	:	:	:	:	:	:	:	87	39	40
320 Investment Income	:	:	:	:	:	:	:	4 284	2 620	1 820
<b>379 CURRENT TRANSFERS</b>	:	:	:	:	:	:	:	<b>1 362</b>	<b>1 236</b>	<b>1 276</b>
<b>993 CURRENT ACCOUNT</b>	:	:	:	:	:	:	:	<b>25 469</b>	<b>25 736</b>	<b>27 412</b>
<b>994 CAPITAL ACCOUNT</b>	:	:	:	:	:	:	:	:	:	:
<b>010 CURRENT + CAPITAL ACCOUNT</b>	:	:	:	:	:	:	:	:	:	:
<b>995 FINANCIAL ACCOUNT</b>	:	:	:	:	:	:	:	:	:	:
<b>998 NET ERRORS AND OMISSIONS</b>	:	:	:	:	:	:	:	:	:	:



10.3.

Reporter: Spain

Partner: Extra EUR15

(Mio ECU)

	1985	1986	1987	1988	1989	1990	1991	1992	1993	1994
	<b>Debit</b>									
<b>100 GOODS</b>	:	:	:	:	:	:	:	26 699	24 214	26 733
<b>200 SERVICES</b>	:	:	:	:	:	:	:	5 661	6 003	5 659
<b>205 Transportation</b>	:	:	:	:	:	:	:	1 336	1 181	1 301
206 Sea transport	:	:	:	:	:	:	:	594	568	622
207 Passenger transport on sea	:	:	:	:	:	:	:	4	12	6
208 Freight transport on sea	:	:	:	:	:	:	:	491	501	554
209 Support. auxiliary and other services	:	:	:	:	:	:	:	98	55	62
210 Air transport	:	:	:	:	:	:	:	434	341	378
211 Passenger transport by air	:	:	:	:	:	:	:	228	217	224
212 Freight transport by air	:	:	:	:	:	:	:	53	44	35
213 Supporting, auxiliary and other services	:	:	:	:	:	:	:	153	81	119
214 Other transportation	:	:	:	:	:	:	:	309	272	301
<b>236 Travel</b>	:	:	:	:	:	:	:	1 623	1 695	1 354
<b>981 Other services</b>	:	:	:	:	:	:	:	2 701	3 127	3 004
245 Communications services	:	:	:	:	:	:	:	45	122	122
249 Construction services	:	:	:	:	:	:	:	30	96	37
253 Insurance services	:	:	:	:	:	:	:	165	218	202
260 Financial services	:	:	:	:	:	:	:	74	139	100
262 Computer and information services	:	:	:	:	:	:	:	253	173	154
266 Royalties and licence fees	:	:	:	:	:	:	:	432	382	395
268 Other business services	:	:	:	:	:	:	:	1 105	1 128	1 265
269 Merchanting and other trade-related serv.	:	:	:	:	:	:	:	215	254	274
270 Merchanting	:	:	:	:	:	:	:	0	0	0
271 Other trade related services	:	:	:	:	:	:	:	215	254	274
272 Operational leasing	:	:	:	:	:	:	:	128	68	79
273 Misc. business, prof. and technical serv.	:	:	:	:	:	:	:	762	805	912
274 Legal, account., man., cons. and pub. rel.	:	:	:	:	:	:	:	90	87	118
278 Adv., market res. and polling	:	:	:	:	:	:	:	136	140	166
279 Research and development	:	:	:	:	:	:	:	62	88	49
280 Architect., engin. and other technical	:	:	:	:	:	:	:	99	127	94
281 Agric., mining and on-site processing	:	:	:	:	:	:	:	6	8	6
284 Other	:	:	:	:	:	:	:	249	240	324
285 Serv. between affiliated enterprises, nie	:	:	:	:	:	:	:	120	116	156
287 Personal, cultural and recreational services	:	:	:	:	:	:	:	283	318	270
288 Audio-visual and related services	:	:	:	:	:	:	:	227	257	215
289 Other personal, cultural and recreational	:	:	:	:	:	:	:	56	61	56
291 Government services, n i e	:	:	:	:	:	:	:	314	550	458
<b>982 Services not allocated</b>	:	:	:	:	:	:	:	0	0	0
<b>300 INCOME</b>	:	:	:	:	:	:	:	2 262	1 989	1 883
310 Compensation of employees	:	:	:	:	:	:	:	5	58	44
320 Investment Income	:	:	:	:	:	:	:	2 257	1 931	1 839
<b>379 CURRENT TRANSFERS</b>	:	:	:	:	:	:	:	847	697	807
<b>993 CURRENT ACCOUNT</b>	:	:	:	:	:	:	:	35 468	32 903	35 082
<b>994 CAPITAL ACCOUNT</b>	:	:	:	:	:	:	:	:	:	:
<b>010 CURRENT + CAPITAL ACCOUNT</b>	:	:	:	:	:	:	:	:	:	:
<b>995 FINANCIAL ACCOUNT</b>	:	:	:	:	:	:	:	:	:	:
<b>998 NET ERRORS AND OMISSIONS</b>	:	:	:	:	:	:	:	:	:	:

## 10.3.

Reporter: Spain

Partner: Extra EUR15

	(Mio ECU)									
	1985	1986	1987	1988	1989	1990	1991	1992	1993	1994
	<b>Net</b>									
<b>100 GOODS</b>	:	:	:	:	:	:	:	-13 146	-8 000	-8 578
<b>200 SERVICES</b>	:	:	:	:	:	:	:	522	-376	462
<b>205 Transportation</b>	:	:	:	:	:	:	:	-289	-369	-345
206 Sea transport	:	:	:	:	:	:	:	-201	-313	-333
207 Passenger transport on sea	:	:	:	:	:	:	:	8	-6	4
208 Freight transport on sea	:	:	:	:	:	:	:	-378	-327	-358
209 Support. auxiliary and other services	:	:	:	:	:	:	:	169	20	22
210 Air transport	:	:	:	:	:	:	:	-22	1	52
211 Passenger transport by air	:	:	:	:	:	:	:	9	-125	-70
212 Freight transport by air	:	:	:	:	:	:	:	-6	45	69
213 Supporting, auxiliary and other services	:	:	:	:	:	:	:	-24	82	53
214 Other transportation	:	:	:	:	:	:	:	-66	-57	-65
<b>236 Travel</b>	:	:	:	:	:	:	:	1 722	1 055	1 322
<b>981 Other services</b>	:	:	:	:	:	:	:	-911	-1 062	-515
245 Communications services	:	:	:	:	:	:	:	46	38	37
249 Construction services	:	:	:	:	:	:	:	190	119	177
253 Insurance services	:	:	:	:	:	:	:	43	59	145
260 Financial services	:	:	:	:	:	:	:	80	-38	96
262 Computer and information services	:	:	:	:	:	:	:	-196	132	250
266 Royalties and licence fees	:	:	:	:	:	:	:	-396	-328	-331
268 Other business services	:	:	:	:	:	:	:	-503	-391	-413
269 Merchanting and other trade-related serv.	:	:	:	:	:	:	:	-181	-165	-161
270 Merchanting	:	:	:	:	:	:	:	-56	-5	19
271 Other trade related services	:	:	:	:	:	:	:	-126	-160	-180
272 Operational leasing	:	:	:	:	:	:	:	-72	-56	-49
273 Misc. business, prof. and technical serv.	:	:	:	:	:	:	:	-249	-171	-204
274 Legal, account., man., cons. and pub. rel.	:	:	:	:	:	:	:	-13	10	-11
278 Adv., market res. and polling	:	:	:	:	:	:	:	-50	-35	-47
279 Research and development	:	:	:	:	:	:	:	-12	-25	18
280 Architect., engin. and other technical	:	:	:	:	:	:	:	-37	-55	-1
281 Agric., mining and on-site processing	:	:	:	:	:	:	:	-2	-2	0
284 Other	:	:	:	:	:	:	:	-73	-20	-85
285 Serv. between affiliated enterprises, nie	:	:	:	:	:	:	:	-63	-44	-78
287 Personal, cultural and recreational services	:	:	:	:	:	:	:	-150	-249	-189
288 Audio-visual and related services	:	:	:	:	:	:	:	-138	-216	-174
289 Other personal, cultural and recreational	:	:	:	:	:	:	:	-12	-33	-15
291 Government services, n i e	:	:	:	:	:	:	:	-25	-404	-287
<b>982 Services not allocated</b>	:	:	:	:	:	:	:	0	0	0
<b>300 INCOME</b>	:	:	:	:	:	:	:	2 110	670	-23
310 Compensation of employees	:	:	:	:	:	:	:	82	-19	-4
320 Investment Income	:	:	:	:	:	:	:	2 028	689	-19
<b>379 CURRENT TRANSFERS</b>	:	:	:	:	:	:	:	515	539	469
<b>993 CURRENT ACCOUNT</b>	:	:	:	:	:	:	:	-9 999	-7 167	-7 670
<b>994 CAPITAL ACCOUNT</b>	:	:	:	:	:	:	:	:	:	:
<b>010 CURRENT + CAPITAL ACCOUNT</b>	:	:	:	:	:	:	:	:	:	:
<b>995 FINANCIAL ACCOUNT</b>	:	:	:	:	:	:	:	:	:	:
<b>998 NET ERRORS AND OMISSIONS</b>	:	:	:	:	:	:	:	:	:	:

## 10.3.

Reporter: Spain

Partner: Extra EUR15

	(in %)									
	1985	1986	1987	1988	1989	1990	1991	1992	1993	1994
	<b>Cover ratio</b>									
<b>100 GOODS</b>	:	:	:	:	:	:	:	51	67	68
<b>200 SERVICES</b>	:	:	:	:	:	:	:	109	94	108
<b>205 Transportation</b>	:	:	:	:	:	:	:	78	69	73
206 Sea transport	:	:	:	:	:	:	:	66	45	47
207 Passenger transport on sea	:	:	:	:	:	:	:	277	48	156
208 Freight transport on sea	:	:	:	:	:	:	:	23	35	35
209 Support. auxiliary and other services	:	:	:	:	:	:	:	272	136	136
210 Air transport	:	:	:	:	:	:	:	95	100	114
211 Passenger transport by air	:	:	:	:	:	:	:	104	42	69
212 Freight transport by air	:	:	:	:	:	:	:	88	203	299
213 Supporting, auxiliary and other services	:	:	:	:	:	:	:	84	201	145
214 Other transportation	:	:	:	:	:	:	:	79	79	78
<b>236 Travel</b>	:	:	:	:	:	:	:	206	162	198
<b>981 Other services</b>	:	:	:	:	:	:	:	66	66	83
245 Communications services	:	:	:	:	:	:	:	203	131	130
249 Construction services	:	:	:	:	:	:	:	728	223	572
253 Insurance services	:	:	:	:	:	:	:	126	127	172
260 Financial services	:	:	:	:	:	:	:	207	73	197
262 Computer and information services	:	:	:	:	:	:	:	22	176	262
266 Royalties and licence fees	:	:	:	:	:	:	:	8	14	16
268 Other business services	:	:	:	:	:	:	:	55	65	67
269 Merchanting and other trade-related serv.	:	:	:	:	:	:	:	16	35	41
270 Merchanting	:	:	:	:	:	:	:	:	:	:
271 Other trade related services	:	:	:	:	:	:	:	42	37	34
272 Operational leasing	:	:	:	:	:	:	:	44	18	38
273 Misc. business, prof. and technical serv.	:	:	:	:	:	:	:	67	79	78
274 Legal, account., man., cons. and pub. rel.	:	:	:	:	:	:	:	86	111	91
278 Adv., market res. and polling	:	:	:	:	:	:	:	63	75	72
279 Research and development	:	:	:	:	:	:	:	80	72	136
280 Architect., engin. and other technical	:	:	:	:	:	:	:	63	57	99
281 Agric., mining and on-site processing	:	:	:	:	:	:	:	73	76	97
284 Other	:	:	:	:	:	:	:	70	92	74
285 Serv. between affiliated enterprises, nie	:	:	:	:	:	:	:	48	62	50
287 Personal, cultural and recreational services	:	:	:	:	:	:	:	47	22	30
288 Audio-visual and related services	:	:	:	:	:	:	:	39	16	19
289 Other personal, cultural and recreational	:	:	:	:	:	:	:	78	45	73
291 Government services, n i e	:	:	:	:	:	:	:	92	27	37
<b>982 Services not allocated</b>	:	:	:	:	:	:	:	:	:	:
<b>300 INCOME</b>	:	:	:	:	:	:	:	193	134	99
310 Compensation of employees	:	:	:	:	:	:	:	1 698	67	91
320 Investment Income	:	:	:	:	:	:	:	190	136	99
<b>379 CURRENT TRANSFERS</b>	:	:	:	:	:	:	:	161	177	158
<b>993 CURRENT ACCOUNT</b>	:	:	:	:	:	:	:	72	78	78
<b>994 CAPITAL ACCOUNT</b>	:	:	:	:	:	:	:	:	:	:
<b>010 CURRENT + CAPITAL ACCOUNT</b>	:	:	:	:	:	:	:	:	:	:
<b>995 FINANCIAL ACCOUNT</b>	.	.	.	.	.	.	.	.	.	.
<b>998 NET ERRORS AND OMISSIONS</b>	.	.	.	.	.	.	.	.	.	.

## 10.4.

Reporter: Spain

Partner: Intra EUR12

(Mio ECU)

	1985	1986	1987	1988	1989	1990	1991	1992	1993	1994
	<b>Credit</b>									
<b>100 GOODS</b>	<b>16 749</b>	<b>16 869</b>	<b>18 716</b>	<b>22 144</b>	<b>26 776</b>	<b>29 712</b>	<b>34 763</b>	<b>36 211</b>	<b>35 163</b>	<b>42 794</b>
<b>200 SERVICES</b>	<b>9 689</b>	<b>10 600</b>	<b>11 171</b>	<b>12 408</b>	<b>13 241</b>	<b>14 163</b>	<b>15 675</b>	<b>15 642</b>	<b>19 341</b>	<b>21 310</b>
<b>205 Transportation</b>	<b>2 406</b>	<b>2 039</b>	<b>1 830</b>	<b>2 203</b>	<b>2 465</b>	<b>2 613</b>	<b>2 887</b>	<b>2 330</b>	<b>2 682</b>	<b>3 154</b>
206 Sea transport	43	245	228	255	289	263	382	571	673	800
207 Passenger transport on sea	11	7	9	8	6	7	5	11	14	14
208 Freight transport on sea	402	238	219	247	283	256	377	327	382	465
209 Support. auxiliary and other services	:	:	:	:	:	:	:	233	278	320
210 Air transport	785	802	482	838	877	822	792	1 199	1 502	1 742
211 Passenger transport by air	778	796	472	830	855	790	752	652	868	1 044
212 Freight transport by air	7	6	10	8	22	32	40	60	212	240
213 Supporting, auxiliary and other services	:	:	:	:	:	:	:	487	422	458
214 Other transportation	1 209	992	1 120	1 110	1 299	1 528	1 713	559	507	613
<b>236 Travel</b>	<b>6 377</b>	<b>7 509</b>	<b>8 298</b>	<b>9 280</b>	<b>9 424</b>	<b>9 887</b>	<b>10 684</b>	<b>10 789</b>	<b>13 387</b>	<b>14 831</b>
<b>981 Other services</b>	<b>802</b>	<b>891</b>	<b>920</b>	<b>748</b>	<b>1 038</b>	<b>1 295</b>	<b>1 714</b>	<b>2 523</b>	<b>3 271</b>	<b>3 325</b>
245 Communications services	176	224	91	33	29	22	24	38	224	236
249 Construction services	10	6	2	7	40	47	110	113	157	124
253 Insurance services	141	138	112	122	147	207	287	398	469	435
260 Financial services	26	39	95	106	139	147	255	481	281	207
262 Computer and information services	:	:	:	:	:	:	:	91	192	106
266 Royalties and licence fees	18	12	12	17	20	36	34	39	71	103
268 Other business services	421	455	573	441	635	808	990	1 209	1 701	1 866
269 Merchanting and other trade-related serv.	324	361	460	297	394	461	465	275	262	268
270 Merchanting	17	29	10	-12	24	14	27	54	1	17
271 Other trade related services	307	332	450	309	370	447	439	221	260	252
272 Operational leasing	:	:	:	:	:	:	:	86	67	97
273 Misc. business, prof. and technical serv.	97	94	113	144	241	346	525	847	1 373	1 500
274 Legal, account., man., cons. and pub. rel.	:	:	:	:	:	:	:	90	149	158
278 Adv., market res. and polling	33	39	62	85	123	178	248	173	275	314
279 Research and development	:	:	:	:	:	:	:	159	269	268
280 Architect., engin. and other technical	:	:	:	:	:	:	:	70	95	143
281 Agric., mining and on-site processing	:	:	:	:	:	:	:	7	10	13
284 Other	:	:	:	:	:	:	:	262	433	455
285 Serv. between affiliated enterprises, nie	:	:	:	:	:	:	:	86	142	149
287 Personal, cultural and recreational services	5	6	10	13	15	16	10	150	87	86
288 Audio-visual and related services	:	:	:	:	:	:	:	77	40	42
289 Other personal, cultural and recreational	:	:	:	:	:	:	:	73	47	43
291 Government services, n i e	5	11	25	9	13	11	3	4	89	157
<b>982 Services not allocated</b>	<b>104</b>	<b>161</b>	<b>123</b>	<b>177</b>	<b>314</b>	<b>368</b>	<b>390</b>	<b>0</b>	<b>0</b>	<b>0</b>
<b>300 INCOME</b>	<b>1 187</b>	<b>754</b>	<b>738</b>	<b>1 042</b>	<b>976</b>	<b>1 690</b>	<b>2 009</b>	<b>2 141</b>	<b>3 365</b>	<b>2 593</b>
310 Compensation of employees	87	99	78	79	77	75	92	88	50	47
320 Investment Income	1 100	655	660	963	899	1 614	1 916	2 053	3 315	2 546
<b>379 CURRENT TRANSFERS</b>	<b>958</b>	<b>977</b>	<b>2 829</b>	<b>4 897</b>	<b>6 056</b>	<b>5 746</b>	<b>8 916</b>	<b>6 516</b>	<b>6 286</b>	<b>6 582</b>
<b>993 CURRENT ACCOUNT</b>	<b>:</b>	<b>:</b>	<b>:</b>	<b>:</b>	<b>:</b>	<b>:</b>	<b>:</b>	<b>60 509</b>	<b>64 155</b>	<b>73 278</b>
<b>994 CAPITAL ACCOUNT</b>	<b>:</b>	<b>:</b>	<b>:</b>	<b>:</b>	<b>:</b>	<b>:</b>	<b>:</b>	<b>:</b>	<b>:</b>	<b>:</b>
<b>010 CURRENT + CAPITAL ACCOUNT</b>	<b>28 582</b>	<b>29 200</b>	<b>33 455</b>	<b>40 491</b>	<b>47 049</b>	<b>51 310</b>	<b>61 362</b>	<b>:</b>	<b>:</b>	<b>:</b>
<b>995 FINANCIAL ACCOUNT</b>	<b>:</b>	<b>:</b>	<b>:</b>	<b>:</b>	<b>:</b>	<b>:</b>	<b>:</b>	<b>:</b>	<b>:</b>	<b>:</b>
<b>998 NET ERRORS AND OMISSIONS</b>	<b>:</b>	<b>:</b>	<b>:</b>	<b>:</b>	<b>:</b>	<b>:</b>	<b>:</b>	<b>:</b>	<b>:</b>	<b>:</b>

## 10.4.

Reporter: Spain

Partner: Intra EUR12

	(Mio ECU)									
	1985	1986	1987	1988	1989	1990	1991	1992	1993	1994
	<b>Debit</b>									
<b>100 GOODS</b>	<b>13 716</b>	<b>17 120</b>	<b>21 887</b>	<b>27 819</b>	<b>35 459</b>	<b>39 315</b>	<b>43 634</b>	<b>45 273</b>	<b>38 742</b>	<b>45 322</b>
<b>200 SERVICES</b>	<b>3 397</b>	<b>3 674</b>	<b>3 900</b>	<b>4 902</b>	<b>5 969</b>	<b>6 787</b>	<b>7 898</b>	<b>8 352</b>	<b>9 776</b>	<b>9 850</b>
<b>205 Transportation</b>	<b>994</b>	<b>1 146</b>	<b>1 201</b>	<b>1 454</b>	<b>1 741</b>	<b>1 910</b>	<b>2 508</b>	<b>2 294</b>	<b>2 520</b>	<b>2 899</b>
206 Sea transport	200	232	112	132	163	205	810	957	951	1 111
207 Passenger transport on sea	8	8	8	8	10	9	9	12	8	11
208 Freight transport on sea	192	224	104	124	153	196	801	878	803	942
209 Support. auxiliary and other services	:	:	:	:	:	:	:	67	140	158
210 Air transport	120	136	155	181	224	259	357	787	1 077	1 196
211 Passenger transport by air	112	127	147	169	211	239	316	299	469	486
212 Freight transport by air	8	9	8	12	13	20	41	69	59	55
213 Supporting, auxiliary and other services	:	:	:	:	:	:	:	420	549	655
214 Other transportation	674	778	934	1 141	1 354	1 445	1 342	550	492	592
<b>236 Travel</b>	<b>723</b>	<b>828</b>	<b>890</b>	<b>1 113</b>	<b>1 474</b>	<b>1 694</b>	<b>1 845</b>	<b>1 716</b>	<b>2 249</b>	<b>2 034</b>
<b>981 Other services</b>	<b>1 487</b>	<b>1 495</b>	<b>1 584</b>	<b>2 008</b>	<b>2 191</b>	<b>2 573</b>	<b>2 952</b>	<b>4 342</b>	<b>5 006</b>	<b>4 918</b>
245 Communications services	51	69	51	39	33	39	57	131	122	150
249 Construction services	140	60	25	21	33	75	117	235	151	72
253 Insurance services	223	271	193	248	238	284	348	392	517	586
260 Financial services	15	17	40	42	48	82	134	109	352	248
262 Computer and information services	:	:	:	:	:	:	:	363	400	374
266 Foyalties and licence fees	136	124	151	311	365	398	390	328	427	479
268 Other business services	692	713	872	1 065	1 188	1 275	1 534	2 126	2 285	2 429
269 Merchanting and other trade-related serv.	253	255	346	428	351	380	425	299	390	364
270 Merchanting	0	0	0	0	0	0	0	0	0	0
271 Other trade related services	253	255	346	428	351	380	425	299	390	364
272 Operational leasing	:	:	:	:	:	:	:	121	71	99
273 Misc. business, prof. and technical serv.	439	458	526	637	837	895	1 109	1 706	1 825	1 966
274 Legal, account., man., cons. and pub. rel.	:	:	:	:	:	:	:	136	145	156
278 Adv., market res. and polling	75	99	142	168	239	244	291	353	384	400
279 Research and development	:	:	:	:	:	:	:	172	170	213
280 Architect., engin. and other technical	:	:	:	:	:	:	:	295	365	288
281 Agric., mining and on-site processing	:	:	:	:	:	:	:	14	7	24
284 Other	:	:	:	:	:	:	:	497	509	598
285 Serv. between affiliated enterprises, nie	:	:	:	:	:	:	:	240	245	289
287 Personal, cultural and recreational services	33	43	46	71	113	153	127	387	255	230
288 Audio-visual and related services	:	:	:	:	:	:	:	255	171	163
289 Other personal, cultural and recreational	:	:	:	:	:	:	:	131	84	67
291 Government services, n i e	197	198	206	211	173	265	245	272	497	350
<b>982 Services not allocated</b>	<b>194</b>	<b>205</b>	<b>226</b>	<b>327</b>	<b>563</b>	<b>610</b>	<b>593</b>	<b>0</b>	<b>0</b>	<b>0</b>
<b>300 INCOME</b>	<b>2 555</b>	<b>1 837</b>	<b>1 514</b>	<b>1 930</b>	<b>2 686</b>	<b>3 108</b>	<b>4 426</b>	<b>7 008</b>	<b>6 573</b>	<b>8 752</b>
310 Compensation of employees	2	2	3	3	2	3	4	7	31	36
320 Investment Income	2 553	1 835	1 511	1 927	2 684	3 105	4 422	7 001	6 542	8 716
<b>379 CURRENT TRANSFERS</b>	<b>185</b>	<b>250</b>	<b>1 304</b>	<b>2 031</b>	<b>2 877</b>	<b>3 437</b>	<b>4 907</b>	<b>5 567</b>	<b>5 395</b>	<b>5 813</b>
<b>993 CURRENT ACCOUNT</b>	<b>:</b>	<b>:</b>	<b>:</b>	<b>:</b>	<b>:</b>	<b>:</b>	<b>:</b>	<b>66 199</b>	<b>60 487</b>	<b>69 737</b>
<b>994 CAPITAL ACCOUNT</b>	<b>:</b>	<b>:</b>	<b>:</b>	<b>:</b>	<b>:</b>	<b>:</b>	<b>:</b>	<b>:</b>	<b>:</b>	<b>:</b>
<b>010 CURRENT + CAPITAL ACCOUNT</b>	<b>19 853</b>	<b>22 881</b>	<b>28 605</b>	<b>36 682</b>	<b>46 991</b>	<b>52 647</b>	<b>60 866</b>	<b>:</b>	<b>:</b>	<b>:</b>
<b>995 FINANCIAL ACCOUNT</b>	<b>:</b>	<b>:</b>	<b>:</b>	<b>:</b>	<b>:</b>	<b>:</b>	<b>:</b>	<b>:</b>	<b>:</b>	<b>:</b>
<b>998 NET ERRORS AND OMISSIONS</b>	<b>:</b>	<b>:</b>	<b>:</b>	<b>:</b>	<b>:</b>	<b>:</b>	<b>:</b>	<b>:</b>	<b>:</b>	<b>:</b>

## 10.4.

Reporter: Spain

Partner: Intra EUR12

	(Mio ECU)									
	1985	1986	1987	1988	1989	1990	1991	1992	1993	1994
	<b>Net</b>									
<b>100 GOODS</b>	<b>3 033</b>	<b>-251</b>	<b>-3 170</b>	<b>-5 675</b>	<b>-8 683</b>	<b>-9 603</b>	<b>-8 871</b>	<b>-9 062</b>	<b>-3 579</b>	<b>-2 529</b>
<b>200 SERVICES</b>	<b>6 292</b>	<b>6 926</b>	<b>7 271</b>	<b>7 506</b>	<b>7 272</b>	<b>7 376</b>	<b>7 776</b>	<b>7 290</b>	<b>9 565</b>	<b>11 459</b>
<b>205 Transportation</b>	<b>1 413</b>	<b>893</b>	<b>629</b>	<b>749</b>	<b>724</b>	<b>703</b>	<b>379</b>	<b>36</b>	<b>162</b>	<b>256</b>
206 Sea transport	213	13	116	123	126	58	-428	-385	-278	-312
207 Passenger transport on sea	3	-1	1	0	-4	-2	-4	0	6	3
208 Freight transport on sea	210	14	115	123	130	60	-424	-551	-421	-476
209 Support. auxiliary and other services	:	:	:	:	:	:	:	166	138	162
210 Air transport	665	666	327	657	653	562	435	412	425	546
211 Passenger transport by air	666	669	325	661	644	550	436	354	399	558
212 Freight transport by air	-1	-3	2	-4	9	12	-1	-9	153	185
213 Supporting, auxiliary and other services	:	:	:	:	:	:	:	67	-127	-197
214 Other transportation	535	214	186	-31	-55	83	371	10	14	21
<b>236 Travel</b>	<b>5 654</b>	<b>6 681</b>	<b>7 409</b>	<b>8 167</b>	<b>7 950</b>	<b>8 193</b>	<b>8 838</b>	<b>9 073</b>	<b>11 138</b>	<b>12 797</b>
<b>981 Other services</b>	<b>-685</b>	<b>-604</b>	<b>-664</b>	<b>-1 260</b>	<b>-1 153</b>	<b>-1 278</b>	<b>-1 238</b>	<b>-1 819</b>	<b>-1 735</b>	<b>-1 593</b>
245 Communications services	125	155	40	-6	-4	-17	-33	-93	102	87
249 Construction services	-130	-54	-23	-14	7	-28	-7	-121	6	52
253 Insurance services	-82	-133	-81	-126	-91	-77	-61	6	-48	-151
260 Financial services	11	22	55	64	91	65	121	371	-71	-41
262 Computer and information services	:	:	:	:	:	:	:	-272	-208	-268
266 Royalties and licence fees	-118	-112	-139	-294	-345	-362	-356	-289	-356	-372
268 Other business services	-271	-258	-299	-624	-553	-467	-544	-917	-584	-563
269 Merchanting and other trade-related serv.	71	106	114	-131	43	81	40	-24	-128	-96
270 Merchanting	17	29	10	-12	24	14	27	54	1	17
271 Other trade related services	54	77	104	-119	19	67	14	-78	-129	-112
272 Operational leasing	:	:	:	:	:	:	:	-35	-4	-1
273 Misc. business, prof. and technical serv.	-342	-364	-413	-493	-596	-548	-584	-859	-452	-466
274 Legal, account., man., cons. and pub. rel.	:	:	:	:	:	:	:	-45	3	2
278 Adv., market res. and polling	-42	-60	-80	-83	-116	-66	-43	-179	-109	-85
279 Research and development	:	:	:	:	:	:	:	-13	100	55
280 Architect., engin. and other technical	:	:	:	:	:	:	:	-226	-269	-145
281 Agric., mining and on-site processing	:	:	:	:	:	:	:	-7	2	-10
284 Other	:	:	:	:	:	:	:	-235	-76	-143
285 Serv. between affiliated enterprises, nie	:	:	:	:	:	:	:	-154	-103	-139
287 Personal, cultural and recreational services	-28	-37	-36	-58	-98	-137	-117	-237	-168	-144
288 Audio-visual and related services	:	:	:	:	:	:	:	-178	-131	-121
289 Other personal, cultural and recreational	:	:	:	:	:	:	:	-58	-37	-24
291 Government services, n i e	-192	-187	-181	-202	-160	-254	-241	-268	-408	-193
<b>982 Services not allocated</b>	<b>-90</b>	<b>-44</b>	<b>-103</b>	<b>-150</b>	<b>-249</b>	<b>-242</b>	<b>-203</b>	<b>0</b>	<b>0</b>	<b>0</b>
<b>300 INCOME</b>	<b>-1 369</b>	<b>-1 083</b>	<b>-776</b>	<b>-888</b>	<b>-1 710</b>	<b>-1 418</b>	<b>-2 417</b>	<b>-4 867</b>	<b>-3 208</b>	<b>-6 159</b>
310 Compensation of employees	85	97	75	76	75	72	88	82	19	11
320 Investment Income	-1 454	-1 180	-851	-964	-1 785	-1 490	-2 506	-4 948	-3 227	-6 170
<b>379 CURRENT TRANSFERS</b>	<b>773</b>	<b>727</b>	<b>1 526</b>	<b>2 866</b>	<b>3 179</b>	<b>2 308</b>	<b>4 009</b>	<b>949</b>	<b>890</b>	<b>769</b>
<b>993 CURRENT ACCOUNT</b>	<b>:</b>	<b>:</b>	<b>:</b>	<b>:</b>	<b>:</b>	<b>:</b>	<b>:</b>	<b>-5 690</b>	<b>3 668</b>	<b>3 541</b>
<b>994 CAPITAL ACCOUNT</b>	<b>:</b>	<b>:</b>	<b>:</b>	<b>:</b>	<b>:</b>	<b>:</b>	<b>:</b>	<b>:</b>	<b>:</b>	<b>:</b>
<b>010 CURRENT + CAPITAL ACCOUNT</b>	<b>8 729</b>	<b>6 319</b>	<b>4 850</b>	<b>3 809</b>	<b>58</b>	<b>-1 337</b>	<b>496</b>	<b>:</b>	<b>:</b>	<b>:</b>
<b>995 FINANCIAL ACCOUNT</b>	<b>:</b>	<b>:</b>	<b>:</b>	<b>:</b>	<b>:</b>	<b>:</b>	<b>:</b>	<b>:</b>	<b>:</b>	<b>:</b>
<b>998 NET ERRORS AND OMISSIONS</b>	<b>:</b>	<b>:</b>	<b>:</b>	<b>:</b>	<b>:</b>	<b>:</b>	<b>:</b>	<b>:</b>	<b>:</b>	<b>:</b>

## 10.4.

Reporter: Spain

Partner: Intra EUR12

	(in %)									
	1985	1986	1987	1988	1989	1990	1991	1992	1993	1994
	<b>Cover ratio</b>									
<b>100 GOODS</b>	<b>122</b>	<b>99</b>	<b>86</b>	<b>80</b>	<b>76</b>	<b>76</b>	<b>80</b>	<b>80</b>	<b>91</b>	<b>94</b>
<b>200 SERVICES</b>	<b>285</b>	<b>289</b>	<b>286</b>	<b>253</b>	<b>222</b>	<b>209</b>	<b>198</b>	<b>187</b>	<b>198</b>	<b>216</b>
<b>205 Transportation</b>	<b>242</b>	<b>178</b>	<b>152</b>	<b>152</b>	<b>142</b>	<b>137</b>	<b>115</b>	<b>102</b>	<b>106</b>	<b>109</b>
206 Sea transport	207	106	204	193	177	128	47	60	71	72
207 Passenger transport on sea	138	87	113	100	60	78	56	97	172	123
208 Freight transport on sea	209	106	211	199	185	131	47	37	48	49
209 Support. auxiliary and other services	:	:	:	:	:	:	:	347	199	203
210 Air transport	654	590	311	463	392	317	222	152	139	146
211 Passenger transport by air	695	627	321	491	405	330	238	218	185	215
212 Freight transport by air	88	67	125	67	169	160	98	87	359	439
213 Supporting, auxiliary and other services	:	:	:	:	:	:	:	116	77	70
214 Other transportation	179	128	120	97	96	106	128	102	103	104
<b>236 Travel</b>	<b>882</b>	<b>907</b>	<b>933</b>	<b>834</b>	<b>639</b>	<b>584</b>	<b>579</b>	<b>629</b>	<b>595</b>	<b>729</b>
<b>981 Other services</b>	<b>54</b>	<b>60</b>	<b>58</b>	<b>37</b>	<b>47</b>	<b>50</b>	<b>58</b>	<b>58</b>	<b>65</b>	<b>68</b>
245 Communications services	345	325	178	85	88	56	42	29	184	158
249 Construction services	7	10	8	33	121	63	94	48	104	172
253 Insurance services	63	51	58	49	62	73	82	102	91	74
260 Financial services	173	229	238	252	290	179	190	440	80	84
262 Computer and information services	:	:	:	:	:	:	:	25	48	28
266 Royalties and licence fees	13	10	8	5	5	9	9	12	17	22
268 Other business services	61	64	66	41	53	63	65	57	74	77
269 Merchanting and other trade-related serv.	128	142	133	69	112	121	109	92	67	74
270 Merchanting	:	:	:	:	:	:	:	:	:	:
271 Other trade related services	121	130	130	72	105	118	103	74	67	69
272 Operational leasing	:	:	:	:	:	:	:	71	95	99
273 Misc. business, prof. and technical serv.	22	21	21	23	29	39	47	50	75	76
274 Legal, account., man., cons. and pub. rel.	:	:	:	:	:	:	:	67	102	101
278 Adv., market res. and polling	44	39	44	51	51	73	85	49	72	79
279 Research and development	:	:	:	:	:	:	:	93	159	126
280 Architect., engin. and other technical	:	:	:	:	:	:	:	24	26	50
281 Agric., mining and on-site processing	:	:	:	:	:	:	:	50	135	57
284 Other	:	:	:	:	:	:	:	53	85	76
285 Serv. between affiliated enterprises, nie	:	:	:	:	:	:	:	36	58	52
287 Personal, cultural and recreational services	15	14	22	18	13	10	8	39	34	37
288 Audio-visual and related services	:	:	:	:	:	:	:	30	23	26
289 Other personal, cultural and recreational	:	:	:	:	:	:	:	56	56	65
291 Government services, n i e	3	6	12	4	8	4	1	2	18	45
<b>982 Services not allocated</b>	<b>54</b>	<b>79</b>	<b>54</b>	<b>54</b>	<b>56</b>	<b>60</b>	<b>66</b>	<b>:</b>	<b>:</b>	<b>:</b>
<b>300 INCOME</b>	<b>46</b>	<b>41</b>	<b>49</b>	<b>54</b>	<b>36</b>	<b>54</b>	<b>45</b>	<b>31</b>	<b>51</b>	<b>30</b>
310 Compensation of employees	4 350	4 950	2 600	2 633	3 850	2 500	2 275	1 344	163	130
320 Investment Income	43	36	44	50	33	52	43	29	51	29
<b>379 CURRENT TRANSFERS</b>	<b>518</b>	<b>391</b>	<b>217</b>	<b>241</b>	<b>210</b>	<b>167</b>	<b>182</b>	<b>117</b>	<b>117</b>	<b>113</b>
<b>993 CURRENT ACCOUNT</b>	<b>:</b>	<b>:</b>	<b>:</b>	<b>:</b>	<b>:</b>	<b>:</b>	<b>:</b>	<b>91</b>	<b>106</b>	<b>105</b>
<b>994 CAPITAL ACCOUNT</b>	<b>:</b>	<b>:</b>	<b>:</b>	<b>:</b>	<b>:</b>	<b>:</b>	<b>:</b>	<b>:</b>	<b>:</b>	<b>:</b>
<b>010 CURRENT + CAPITAL ACCOUNT</b>	<b>144</b>	<b>128</b>	<b>117</b>	<b>110</b>	<b>100</b>	<b>97</b>	<b>101</b>	<b>:</b>	<b>:</b>	<b>:</b>
<b>995 FINANCIAL ACCOUNT</b>	<b>.</b>	<b>.</b>	<b>.</b>	<b>.</b>	<b>.</b>	<b>.</b>	<b>.</b>	<b>.</b>	<b>.</b>	<b>.</b>
<b>998 NET ERRORS AND OMISSIONS</b>	<b>.</b>	<b>.</b>	<b>.</b>	<b>.</b>	<b>.</b>	<b>.</b>	<b>.</b>	<b>.</b>	<b>.</b>	<b>.</b>

## 10.5.

Reporter: Spain

Partner: Extra EUR12

(Mio ECU)

	1985	1986	1987	1988	1989	1990	1991	1992	1993	1994
	<b>Credit</b>									
<b>100 GOODS</b>	<b>14 250</b>	<b>10 332</b>	<b>10 291</b>	<b>11 356</b>	<b>12 467</b>	<b>12 635</b>	<b>12 674</b>	<b>14 655</b>	<b>17 456</b>	<b>19 363</b>
<b>200 SERVICES</b>	<b>7 189</b>	<b>7 315</b>	<b>7 449</b>	<b>7 961</b>	<b>8 836</b>	<b>8 072</b>	<b>8 797</b>	<b>7 143</b>	<b>6 538</b>	<b>6 911</b>
<b>205 Transportation</b>	<b>1 861</b>	<b>1 512</b>	<b>1 908</b>	<b>1 972</b>	<b>2 151</b>	<b>1 917</b>	<b>1 915</b>	<b>1 195</b>	<b>917</b>	<b>1 068</b>
206 Sea transport	414	340	269	301	366	218	151	425	274	310
207 Passenger transport on sea	8	6	4	3	6	5	8	14	6	10
208 Freight transport on sea	406	334	265	298	360	213	143	118	187	208
209 Support. auxiliary and other services	:	:	:	:	:	:	:	293	81	92
210 Air transport	603	420	889	635	696	644	543	506	412	506
211 Passenger transport by air	569	384	851	615	672	620	513	301	113	170
212 Freight transport by air	34	36	38	20	24	24	30	55	117	144
213 Supporting, auxiliary and other services	:	:	:	:	:	:	:	150	182	192
214 Other transportation	844	752	750	1 036	1 089	1 054	1 223	264	231	252
<b>236 Travel</b>	<b>4 264</b>	<b>4 654</b>	<b>4 498</b>	<b>4 850</b>	<b>5 333</b>	<b>4 649</b>	<b>4 816</b>	<b>4 069</b>	<b>3 472</b>	<b>3 263</b>
<b>981 Other services</b>	<b>813</b>	<b>874</b>	<b>969</b>	<b>1 023</b>	<b>1 301</b>	<b>1 363</b>	<b>1 695</b>	<b>1 878</b>	<b>2 149</b>	<b>2 580</b>
245 Communications services	125	128	84	62	50	67	76	92	166	163
249 Construction services	65	65	21	48	88	66	128	229	218	222
253 Insurance services	81	97	170	153	153	157	177	227	296	357
260 Financial services	43	49	80	111	162	160	216	162	109	199
262 Computer and information services	:	:	:	:	:	:	:	59	308	406
266 Royalties and licence fees	16	21	13	16	27	31	30	37	56	78
268 Other business services	353	400	363	409	544	613	713	648	778	897
269 Merchanting and other trade-related serv.	217	259	236	277	361	403	354	47	106	130
270 Merchanting	55	51	8	-19	30	13	31	-59	-5	19
271 Other trade related services	162	208	228	296	331	390	323	106	111	111
272 Operational leasing	:	:	:	:	:	:	:	63	12	31
273 Misc. business, prof. and technical serv.	136	141	127	132	183	210	359	537	659	736
274 Legal, account., man., cons. and pub. rel.	:	:	:	:	:	:	:	82	102	112
278 Adv., market res. and polling	39	32	45	54	64	98	148	89	108	123
279 Research and development	:	:	:	:	:	:	:	51	64	69
280 Architect., engin. and other technical	:	:	:	:	:	:	:	65	73	96
281 Agric., mining and on-site processing	:	:	:	:	:	:	:	5	6	6
284 Other	:	:	:	:	:	:	:	185	231	249
285 Serv. between affiliated enterprises, nie	:	:	:	:	:	:	:	61	76	82
287 Personal, cultural and recreational services	23	9	13	15	65	53	68	137	70	83
288 Audio-visual and related services	:	:	:	:	:	:	:	91	42	41
289 Other personal, cultural and recreational	:	:	:	:	:	:	:	46	28	42
291 Government services, n i e	107	105	225	209	212	214	287	288	149	175
<b>982 Services not allocated</b>	<b>252</b>	<b>275</b>	<b>74</b>	<b>116</b>	<b>51</b>	<b>143</b>	<b>372</b>	<b>0</b>	<b>0</b>	<b>0</b>
<b>300 INCOME</b>	<b>1 206</b>	<b>940</b>	<b>867</b>	<b>1 236</b>	<b>2 431</b>	<b>2 387</b>	<b>3 864</b>	<b>4 460</b>	<b>2 860</b>	<b>1 966</b>
310 Compensation of employees	76	82	114	103	113	103	91	87	40	40
320 Investment Income	1 130	858	753	1 133	2 318	2 283	3 773	4 372	2 821	1 926
<b>379 CURRENT TRANSFERS</b>	<b>1 381</b>	<b>1 912</b>	<b>1 178</b>	<b>1 477</b>	<b>1 698</b>	<b>1 725</b>	<b>1 736</b>	<b>1 431</b>	<b>1 259</b>	<b>1 306</b>
<b>993 CURRENT ACCOUNT</b>	<b>:</b>	<b>:</b>	<b>:</b>	<b>:</b>	<b>:</b>	<b>:</b>	<b>:</b>	<b>27 689</b>	<b>28 113</b>	<b>29 546</b>
<b>994 CAPITAL ACCOUNT</b>	<b>:</b>	<b>:</b>	<b>:</b>	<b>:</b>	<b>:</b>	<b>:</b>	<b>:</b>	<b>:</b>	<b>:</b>	<b>:</b>
<b>010 CURRENT + CAPITAL ACCOUNT</b>	<b>24 026</b>	<b>20 499</b>	<b>19 784</b>	<b>22 030</b>	<b>25 432</b>	<b>24 818</b>	<b>27 071</b>	<b>:</b>	<b>:</b>	<b>:</b>
<b>995 FINANCIAL ACCOUNT</b>	<b>:</b>	<b>:</b>	<b>:</b>	<b>:</b>	<b>:</b>	<b>:</b>	<b>:</b>	<b>:</b>	<b>:</b>	<b>:</b>
<b>998 NET ERRORS AND OMISSIONS</b>	<b>:</b>	<b>:</b>	<b>:</b>	<b>:</b>	<b>:</b>	<b>:</b>	<b>:</b>	<b>:</b>	<b>:</b>	<b>:</b>



## 10.5.

Reporter: Spain

Partner: Extra EUR12

	(Mio ECU)									
	1985	1986	1987	1988	1989	1990	1991	1992	1993	1994
	<b>Debit</b>									
<b>100 GOODS</b>	<b>22 797</b>	<b>16 650</b>	<b>18 269</b>	<b>20 922</b>	<b>26 079</b>	<b>26 303</b>	<b>28 727</b>	<b>28 776</b>	<b>26 270</b>	<b>29 139</b>
<b>200 SERVICES</b>	<b>3 724</b>	<b>3 205</b>	<b>3 851</b>	<b>4 533</b>	<b>5 592</b>	<b>6 224</b>	<b>6 282</b>	<b>6 035</b>	<b>6 403</b>	<b>6 045</b>
<b>205 Transportation</b>	<b>1 594</b>	<b>1 095</b>	<b>1 627</b>	<b>1 879</b>	<b>2 165</b>	<b>2 226</b>	<b>1 793</b>	<b>1 482</b>	<b>1 314</b>	<b>1 435</b>
206 Sea transport	720	427	745	887	988	1 010	472	638	623	680
207 Passenger transport on sea	4	3	5	3	3	5	3	5	13	7
208 Freight transport on sea	716	424	740	884	985	1 005	469	533	544	604
209 Support. auxiliary and other services	:	:	:	:	:	:	:	100	65	70
210 Air transport	155	155	203	346	361	400	305	512	392	422
211 Passenger transport by air	145	142	186	318	320	357	278	252	247	252
212 Freight transport by air	10	13	17	28	41	43	27	56	47	38
213 Supporting, auxiliary and other services	:	:	:	:	:	:	:	205	98	132
214 Other transportation	719	513	679	646	816	817	1 016	331	299	333
<b>236 Travel</b>	<b>593</b>	<b>702</b>	<b>808</b>	<b>967</b>	<b>1 323</b>	<b>1 628</b>	<b>1 840</b>	<b>1 695</b>	<b>1 792</b>	<b>1 447</b>
<b>981 Other services</b>	<b>1 292</b>	<b>1 208</b>	<b>1 248</b>	<b>1 494</b>	<b>1 963</b>	<b>2 192</b>	<b>2 219</b>	<b>2 858</b>	<b>3 298</b>	<b>3 162</b>
245 Communications services	48	35	44	38	34	27	35	47	134	124
249 Construction services	87	23	8	13	29	33	41	48	99	40
253 Insurance services	137	159	256	220	227	181	116	179	227	216
260 Financial services	24	21	46	52	101	148	166	80	143	101
262 Computer and information services	:	:	:	:	:	:	:	262	181	159
266 Royalties and licence fees	168	189	178	235	271	342	396	465	403	416
268 Other business services	486	399	397	525	885	947	793	1 158	1 224	1 363
269 Merchanting and other trade-related serv.	272	217	216	231	473	405	294	228	263	290
270 Merchanting	0	0	0	0	0	0	0	0	0	0
271 Other trade related services	272	217	216	231	473	405	294	228	263	290
272 Operational leasing	:	:	:	:	:	:	:	131	74	90
273 Misc. business, prof. and technical serv.	214	182	181	294	412	541	499	799	887	984
274 Legal, account., man., cons. and pub. rel.	:	:	:	:	:	:	:	90	90	121
278 Adv., market res. and polling	40	53	59	70	93	96	111	135	146	171
279 Research and development	:	:	:	:	:	:	:	69	106	51
280 Architect., engin. and other technical	:	:	:	:	:	:	:	103	133	106
281 Agric., mining and on-site processing	:	:	:	:	:	:	:	6	8	6
284 Other	:	:	:	:	:	:	:	268	273	356
285 Serv. between affiliated enterprises, nie	:	:	:	:	:	:	:	129	132	172
287 Personal, cultural and recreational services	40	32	38	42	76	100	214	289	320	272
288 Audio-visual and related services	:	:	:	:	:	:	:	231	258	215
289 Other personal, cultural and recreational	:	:	:	:	:	:	:	58	62	57
291 Government services, n i e	302	350	281	369	340	413	458	329	565	469
<b>982 Services not allocated</b>	<b>246</b>	<b>200</b>	<b>169</b>	<b>193</b>	<b>141</b>	<b>177</b>	<b>431</b>	<b>0</b>	<b>0</b>	<b>0</b>
<b>300 INCOME</b>	<b>2 056</b>	<b>1 714</b>	<b>1 898</b>	<b>2 871</b>	<b>3 012</b>	<b>3 684</b>	<b>5 177</b>	<b>2 331</b>	<b>2 027</b>	<b>1 921</b>
310 Compensation of employees	3	5	4	4	7	6	5	5	59	44
320 Investment Income	2 053	1 709	1 894	2 867	3 005	3 678	5 171	2 325	1 968	1 877
<b>379 CURRENT TRANSFERS</b>	<b>706</b>	<b>1 490</b>	<b>433</b>	<b>527</b>	<b>693</b>	<b>689</b>	<b>897</b>	<b>870</b>	<b>715</b>	<b>830</b>
<b>993 CURRENT ACCOUNT</b>	<b>:</b>	<b>:</b>	<b>:</b>	<b>:</b>	<b>:</b>	<b>:</b>	<b>:</b>	<b>38 011</b>	<b>35 414</b>	<b>37 935</b>
<b>994 CAPITAL ACCOUNT</b>	<b>:</b>	<b>:</b>	<b>:</b>	<b>:</b>	<b>:</b>	<b>:</b>	<b>:</b>	<b>:</b>	<b>:</b>	<b>:</b>
<b>010 CURRENT + CAPITAL ACCOUNT</b>	<b>29 282</b>	<b>23 059</b>	<b>24 450</b>	<b>28 853</b>	<b>35 376</b>	<b>36 900</b>	<b>41 083</b>	<b>:</b>	<b>:</b>	<b>:</b>
<b>995 FINANCIAL ACCOUNT</b>	<b>:</b>	<b>:</b>	<b>:</b>	<b>:</b>	<b>:</b>	<b>:</b>	<b>:</b>	<b>:</b>	<b>:</b>	<b>:</b>
<b>998 NET ERRORS AND OMISSIONS</b>	<b>:</b>	<b>:</b>	<b>:</b>	<b>:</b>	<b>:</b>	<b>:</b>	<b>:</b>	<b>:</b>	<b>:</b>	<b>:</b>

## 10.5.

Reporter: Spain

Partner: Extra EUR12

(Mio ECU)

	1985	1986	1987	1988	1989	1990	1991	1992	1993	1994
	<b>Net</b>									
<b>100 GOODS</b>	<b>-8 547</b>	<b>-6 318</b>	<b>-7 978</b>	<b>-9 566</b>	<b>-13 612</b>	<b>-13 668</b>	<b>-16 053</b>	<b>-14 121</b>	<b>-8 814</b>	<b>-9 776</b>
<b>200 SERVICES</b>	<b>3 465</b>	<b>4 110</b>	<b>3 597</b>	<b>3 428</b>	<b>3 244</b>	<b>1 848</b>	<b>2 515</b>	<b>1 108</b>	<b>135</b>	<b>866</b>
<b>205 Transportation</b>	<b>267</b>	<b>417</b>	<b>281</b>	<b>93</b>	<b>-14</b>	<b>-309</b>	<b>122</b>	<b>-286</b>	<b>-396</b>	<b>-367</b>
206 Sea transport	-306	-87	-476	-586	-622	-792	-321	-213	-348	-370
207 Passenger transport on sea	4	3	-1	0	3	0	5	9	-7	3
208 Freight transport on sea	-310	-90	-475	-586	-625	-792	-326	-415	-357	-396
209 Support. auxiliary and other services	:	:	:	:	:	:	:	193	16	22
210 Air transport	448	265	686	289	335	244	238	-6	20	84
211 Passenger transport by air	424	242	665	297	352	263	235	49	-134	-82
212 Freight transport by air	24	23	21	-8	-17	-19	3	0	70	106
213 Supporting, auxiliary and other services	:	:	:	:	:	:	:	-55	84	60
214 Other transportation	125	239	71	390	273	237	207	-67	-68	-81
<b>236 Travel</b>	<b>3 671</b>	<b>3 952</b>	<b>3 690</b>	<b>3 883</b>	<b>4 010</b>	<b>3 021</b>	<b>2 976</b>	<b>2 374</b>	<b>1 680</b>	<b>1 816</b>
<b>981 Other services</b>	<b>-479</b>	<b>-334</b>	<b>-279</b>	<b>-471</b>	<b>-662</b>	<b>-829</b>	<b>-524</b>	<b>-979</b>	<b>-1 149</b>	<b>-582</b>
245 Communications services	77	93	40	24	16	40	41	45	32	38
249 Construction services	-22	42	13	35	59	33	87	180	119	182
253 Insurance services	-56	-62	-86	-67	-74	-24	61	48	69	141
260 Financial services	19	28	34	59	61	12	50	82	-34	98
262 Computer and information services	:	:	:	:	:	:	:	-203	127	247
266 Royalties and licence fees	-152	-168	-165	-219	-244	-311	-366	-429	-347	-339
268 Other business services	-133	1	-34	-116	-341	-333	-80	-510	-447	-466
269 Merchanting and other trade-related serv.	-55	42	20	46	-112	-2	60	-181	-157	-160
270 Merchanting	55	51	8	-19	30	13	31	-59	-5	19
271 Other trade related services	-110	-9	12	65	-142	-15	29	-122	-153	-179
272 Operational leasing	:	:	:	:	:	:	:	-68	-61	-59
273 Misc. business, prof. and technical serv.	-73	-41	-54	-162	-229	-331	-140	-262	-228	-247
274 Legal, account., man., cons. and pub. rel.	:	:	:	:	:	:	:	-7	12	-9
278 Adv., market res. and polling	-1	-21	-14	-16	-29	2	37	-46	-38	-48
279 Research and development	:	:	:	:	:	:	:	-17	-42	17
280 Architect., engin. and other technical	:	:	:	:	:	:	:	-38	-60	-10
281 Agric., mining and on-site processing	:	:	:	:	:	:	:	-1	-2	0
284 Other	:	:	:	:	:	:	:	-83	-42	-107
285 Serv. between affiliated enterprises, nie	:	:	:	:	:	:	:	-68	-56	-90
287 Personal, cultural and recreational services	-17	-23	-25	-27	-11	-47	-146	-151	-250	-189
288 Audio-visual and related services	:	:	:	:	:	:	:	-140	-216	-174
289 Other personal, cultural and recreational	:	:	:	:	:	:	:	-12	-34	-15
291 Government services, n i e	-195	-245	-56	-160	-128	-198	-172	-41	-416	-295
<b>982 Services not allocated</b>	<b>6</b>	<b>75</b>	<b>-95</b>	<b>-77</b>	<b>-90</b>	<b>-34</b>	<b>-59</b>	<b>0</b>	<b>0</b>	<b>0</b>
<b>300 INCOME</b>	<b>-850</b>	<b>-774</b>	<b>-1 031</b>	<b>-1 635</b>	<b>-581</b>	<b>-1 297</b>	<b>-1 313</b>	<b>2 129</b>	<b>834</b>	<b>45</b>
310 Compensation of employees	73	77	110	99	106	97	85	82	-19	-4
320 Investment Income	-923	-851	-1 141	-1 734	-687	-1 394	-1 398	2 047	853	49
<b>379 CURRENT TRANSFERS</b>	<b>675</b>	<b>422</b>	<b>745</b>	<b>950</b>	<b>1 005</b>	<b>1 036</b>	<b>838</b>	<b>561</b>	<b>544</b>	<b>476</b>
<b>993 CURRENT ACCOUNT</b>	<b>:</b>	<b>:</b>	<b>:</b>	<b>:</b>	<b>:</b>	<b>:</b>	<b>:</b>	<b>-10 322</b>	<b>-7 301</b>	<b>-8 389</b>
<b>994 CAPITAL ACCOUNT</b>	<b>:</b>	<b>:</b>	<b>:</b>	<b>:</b>	<b>:</b>	<b>:</b>	<b>:</b>	<b>:</b>	<b>:</b>	<b>:</b>
<b>010 CURRENT + CAPITAL ACCOUNT</b>	<b>-5 257</b>	<b>-2 560</b>	<b>-4 666</b>	<b>-6 823</b>	<b>-9 944</b>	<b>-12 081</b>	<b>-14 012</b>	<b>:</b>	<b>:</b>	<b>:</b>
<b>995 FINANCIAL ACCOUNT</b>	<b>:</b>	<b>:</b>	<b>:</b>	<b>:</b>	<b>:</b>	<b>:</b>	<b>:</b>	<b>:</b>	<b>:</b>	<b>:</b>
<b>998 NET ERRORS AND OMISSIONS</b>	<b>:</b>	<b>:</b>	<b>:</b>	<b>:</b>	<b>:</b>	<b>:</b>	<b>:</b>	<b>:</b>	<b>:</b>	<b>:</b>

## 10.5.

Reporter: Spain

Partner: Extra EUR12

	(in %)									
	1985	1986	1987	1988	1989	1990	1991	1992	1993	1994
	<b>Cover ratio</b>									
<b>100 GOODS</b>	<b>63</b>	<b>62</b>	<b>56</b>	<b>54</b>	<b>48</b>	<b>48</b>	<b>44</b>	<b>51</b>	<b>66</b>	<b>66</b>
<b>200 SERVICES</b>	<b>193</b>	<b>228</b>	<b>193</b>	<b>176</b>	<b>158</b>	<b>130</b>	<b>140</b>	<b>118</b>	<b>102</b>	<b>114</b>
<b>205 Transportation</b>	<b>117</b>	<b>138</b>	<b>117</b>	<b>105</b>	<b>99</b>	<b>86</b>	<b>107</b>	<b>81</b>	<b>70</b>	<b>74</b>
206 Sea transport	58	80	36	34	37	22	32	67	44	46
207 Passenger transport on sea	200	200	30	100	200	100	267	266	44	148
208 Freight transport on sea	57	79	36	34	37	21	30	22	34	35
209 Support. auxiliary and other services	:	:	:	:	:	:	:	293	125	131
210 Air transport	389	271	438	184	193	161	178	99	165	120
211 Passenger transport by air	392	270	458	193	210	174	185	119	46	68
212 Freight transport by air	340	277	224	71	59	56	111	99	249	381
213 Supporting, auxiliary and other services	:	:	:	:	:	:	:	73	186	145
214 Other transportation	117	147	110	160	133	129	120	80	77	76
<b>236 Travel</b>	<b>719</b>	<b>663</b>	<b>557</b>	<b>502</b>	<b>403</b>	<b>285</b>	<b>262</b>	<b>240</b>	<b>194</b>	<b>225</b>
<b>981 Other services</b>	<b>63</b>	<b>72</b>	<b>78</b>	<b>68</b>	<b>66</b>	<b>62</b>	<b>76</b>	<b>66</b>	<b>65</b>	<b>82</b>
245 Communications services	260	366	191	163	147	248	217	196	124	131
249 Construction services	75	283	263	369	303	200	312	473	219	551
253 Insurance services	59	61	66	70	67	87	153	127	130	165
260 Financial services	179	233	174	213	160	108	130	203	76	197
262 Computer and information services	:	:	:	:	:	:	:	22	170	255
266 Royalties and licence fees	10	11	7	7	10	9	8	8	14	19
268 Other business services	73	100	91	78	61	65	90	56	64	66
269 Merchanting and other trade-related serv.	80	119	109	120	76	100	120	21	40	45
270 Merchanting	:	:	:	:	:	:	:	:	:	:
271 Other trade related services	60	96	106	128	70	96	110	46	42	38
272 Operational leasing	:	:	:	:	:	:	:	48	17	34
273 Misc. business, prof. and technical serv.	64	77	70	45	44	39	72	67	74	75
274 Legal, account., man., cons. and pub. rel.	:	:	:	:	:	:	:	92	113	92
278 Adv., market res. and polling	97	60	76	77	69	102	133	66	74	72
279 Research and development	:	:	:	:	:	:	:	75	60	134
280 Architect., engin. and other technical	:	:	:	:	:	:	:	63	55	90
281 Agric., mining and on-site processing	:	:	:	:	:	:	:	77	76	99
284 Other	:	:	:	:	:	:	:	69	85	70
285 Serv. between affiliated enterprises, nie	:	:	:	:	:	:	:	47	58	48
287 Personal, cultural and recreational services	58	28	34	36	86	53	32	48	22	31
288 Audio-visual and related services	:	:	:	:	:	:	:	39	16	19
289 Other personal, cultural and recreational	:	:	:	:	:	:	:	80	46	74
291 Government services, n i e	35	30	80	57	62	52	63	88	26	37
<b>982 Services not allocated</b>	<b>102</b>	<b>138</b>	<b>44</b>	<b>60</b>	<b>36</b>	<b>81</b>	<b>86</b>	:	:	:
<b>300 INCOME</b>	<b>59</b>	<b>55</b>	<b>46</b>	<b>43</b>	<b>81</b>	<b>65</b>	<b>75</b>	<b>191</b>	<b>141</b>	<b>102</b>
310 Compensation of employees	2 533	1 640	2 850	2 575	1 614	1 717	1 663	1 646	67	91
320 Investment Income	55	50	40	40	77	62	73	188	143	103
<b>379 CURRENT TRANSFERS</b>	<b>196</b>	<b>128</b>	<b>272</b>	<b>280</b>	<b>245</b>	<b>250</b>	<b>193</b>	<b>164</b>	<b>176</b>	<b>157</b>
<b>993 CURRENT ACCOUNT</b>	:	:	:	:	:	:	:	<b>73</b>	<b>79</b>	<b>78</b>
<b>994 CAPITAL ACCOUNT</b>	:	:	:	:	:	:	:	:	:	:
<b>010 CURRENT + CAPITAL ACCOUNT</b>	<b>82</b>	<b>89</b>	<b>81</b>	<b>76</b>	<b>72</b>	<b>67</b>	<b>66</b>	:	:	:
<b>995 FINANCIAL ACCOUNT</b>	.	.	.	.	.	.	.	.	.	.
<b>998 NET ERRORS AND OMISSIONS</b>	.	.	.	.	.	.	.	.	.	.

## 10.6.

Reporter: Spain

Partner: USA

(Mio ECU)

	1985	1986	1987	1988	1989	1990	1991	1992	1993	1994
	<b>Credit</b>									
<b>100 GOODS</b>	<b>3 509</b>	<b>2 544</b>	<b>2 351</b>	<b>2 640</b>	<b>2 633</b>	<b>2 810</b>	<b>2 363</b>	<b>2 632</b>	<b>2 747</b>	<b>3 234</b>
<b>200 SERVICES</b>	<b>3 174</b>	<b>3 276</b>	<b>2 970</b>	<b>2 839</b>	<b>3 055</b>	<b>2 948</b>	<b>3 253</b>	<b>2 562</b>	<b>2 311</b>	<b>2 400</b>
<b>205 Transportation</b>	<b>587</b>	<b>474</b>	<b>636</b>	<b>480</b>	<b>590</b>	<b>542</b>	<b>758</b>	<b>303</b>	<b>238</b>	<b>323</b>
206 Sea transport	:	:	:	:	:	:	:	101	65	76
207 Passenger transport on sea	:	:	:	:	:	:	:	2	1	6
208 Freight transport on sea	:	:	:	:	:	:	:	13	27	33
209 Support. auxiliary and other services	:	:	:	:	:	:	:	86	37	38
210 Air transport	:	:	:	:	:	:	:	153	132	202
211 Passenger transport by air	:	:	:	:	:	:	:	74	33	77
212 Freight transport by air	:	:	:	:	:	:	:	20	18	21
213 Supporting, auxiliary and other services	:	:	:	:	:	:	:	59	82	103
214 Other transportation	:	:	:	:	:	:	:	49	40	45
<b>236 Travel</b>	<b>2 148</b>	<b>2 344</b>	<b>1 922</b>	<b>1 837</b>	<b>1 775</b>	<b>1 744</b>	<b>1 660</b>	<b>1 324</b>	<b>976</b>	<b>861</b>
<b>981 Other services</b>	<b>439</b>	<b>458</b>	<b>413</b>	<b>522</b>	<b>690</b>	<b>662</b>	<b>836</b>	<b>935</b>	<b>1 097</b>	<b>1 217</b>
245 Communications services	:	:	:	:	:	:	:	64	88	94
249 Construction services	:	:	:	:	:	:	:	25	32	41
253 Insurance services	:	:	:	:	:	:	:	24	189	115
260 Financial services	:	:	:	:	:	:	:	96	56	141
262 Computer and information services	:	:	:	:	:	:	:	30	126	181
266 Royalties and licence fees	:	:	:	:	:	:	:	20	33	45
268 Other business services	:	:	:	:	:	:	:	324	395	409
269 Merchating and other trade-related serv.	:	:	:	:	:	:	:	59	43	48
270 Merchating	:	:	:	:	:	:	:	27	-3	6
271 Other trade related services	:	:	:	:	:	:	:	32	46	41
272 Operational leasing	:	:	:	:	:	:	:	21	7	19
273 Misc. business, prof. and technical serv.	:	:	:	:	:	:	:	244	344	342
274 Legal, account., man., cons. and pub. rel.	:	:	:	:	:	:	:	36	49	51
278 Adv., market res. and polling	:	:	:	:	:	:	:	36	53	49
279 Research and development	:	:	:	:	:	:	:	34	42	54
280 Architect., engin. and other technical	:	:	:	:	:	:	:	30	42	41
281 Agric., mining and on-site processing	:	:	:	:	:	:	:	1	2	2
284 Other	:	:	:	:	:	:	:	81	118	109
285 Serv. between affiliated enterprises, nie	:	:	:	:	:	:	:	26	39	36
287 Personal, cultural and recreational services	:	:	:	:	:	:	:	69	54	54
288 Audio-visual and related services	:	:	:	:	:	:	:	51	37	33
289 Other personal, cultural and recreational	:	:	:	:	:	:	:	18	17	21
291 Government services, n i e	103	100	134	208	209	182	253	283	125	138
<b>982 Services not allocated</b>	<b>0</b>	<b>0</b>	<b>0</b>	<b>0</b>	<b>0</b>	<b>0</b>	<b>0</b>	<b>0</b>	<b>0</b>	<b>0</b>
<b>300 INCOME</b>	<b>313</b>	<b>245</b>	<b>224</b>	<b>458</b>	<b>1 346</b>	<b>1 077</b>	<b>2 478</b>	<b>2 979</b>	<b>1 961</b>	<b>1 382</b>
310 Compensation of employees	24	25	34	32	42	34	14	11	16	17
320 Investment Income	289	220	190	426	1 304	1 043	2 463	2 968	1 945	1 365
<b>379 CURRENT TRANSFERS</b>	<b>240</b>	<b>333</b>	<b>309</b>	<b>329</b>	<b>451</b>	<b>429</b>	<b>327</b>	<b>383</b>	<b>526</b>	<b>430</b>
<b>993 CURRENT ACCOUNT</b>	<b>:</b>	<b>:</b>	<b>:</b>	<b>:</b>	<b>:</b>	<b>:</b>	<b>:</b>	<b>8 556</b>	<b>7 544</b>	<b>7 446</b>
<b>994 CAPITAL ACCOUNT</b>	<b>:</b>	<b>:</b>	<b>:</b>	<b>:</b>	<b>:</b>	<b>:</b>	<b>:</b>	<b>:</b>	<b>:</b>	<b>:</b>
<b>010 CURRENT + CAPITAL ACCOUNT</b>	<b>7 236</b>	<b>6 398</b>	<b>5 853</b>	<b>6 266</b>	<b>7 485</b>	<b>7 264</b>	<b>8 421</b>	<b>:</b>	<b>:</b>	<b>:</b>
<b>995 FINANCIAL ACCOUNT</b>	<b>:</b>	<b>:</b>	<b>:</b>	<b>:</b>	<b>:</b>	<b>:</b>	<b>:</b>	<b>:</b>	<b>:</b>	<b>:</b>
<b>998 NET ERRORS AND OMISSIONS</b>	<b>:</b>	<b>:</b>	<b>:</b>	<b>:</b>	<b>:</b>	<b>:</b>	<b>:</b>	<b>:</b>	<b>:</b>	<b>:</b>

10.6.

Reporter: Spain

Partner: USA

(Mio ECU)

	1985	1986	1987	1988	1989	1990	1991	1992	1993	1994
	<b>Debit</b>									
<b>100 GOODS</b>	<b>4 710</b>	<b>3 440</b>	<b>3 625</b>	<b>4 720</b>	<b>6 024</b>	<b>5 791</b>	<b>5 928</b>	<b>5 593</b>	<b>4 954</b>	<b>5 607</b>
<b>200 SERVICES</b>	<b>1 688</b>	<b>1 566</b>	<b>1 653</b>	<b>1 821</b>	<b>2 215</b>	<b>2 668</b>	<b>2 973</b>	<b>3 218</b>	<b>3 280</b>	<b>2 968</b>
<b>205 Transportation</b>	<b>494</b>	<b>338</b>	<b>394</b>	<b>316</b>	<b>355</b>	<b>418</b>	<b>589</b>	<b>381</b>	<b>352</b>	<b>431</b>
206 Sea transport	:	:	:	:	:	:	:	119	127	141
207 Passenger transport on sea	:	:	:	:	:	:	:	2	2	1
208 Freight transport on sea	:	:	:	:	:	:	:	81	99	113
209 Support. auxiliary and other services	:	:	:	:	:	:	:	37	26	27
210 Air transport	:	:	:	:	:	:	:	177	160	217
211 Passenger transport by air	:	:	:	:	:	:	:	104	110	150
212 Freight transport by air	:	:	:	:	:	:	:	20	18	10
213 Supporting, auxiliary and other services	:	:	:	:	:	:	:	53	33	57
214 Other transportation	:	:	:	:	:	:	:	85	65	74
<b>236 Travel</b>	<b>440</b>	<b>521</b>	<b>575</b>	<b>645</b>	<b>888</b>	<b>1 108</b>	<b>1 224</b>	<b>1 174</b>	<b>981</b>	<b>789</b>
<b>981 Other services</b>	<b>754</b>	<b>707</b>	<b>684</b>	<b>861</b>	<b>973</b>	<b>1 142</b>	<b>1 160</b>	<b>1 663</b>	<b>1 947</b>	<b>1 748</b>
245 Communications services	:	:	:	:	:	:	:	28	74	82
249 Construction services	:	:	:	:	:	:	:	4	61	15
253 Insurance services	:	:	:	:	:	:	:	60	116	52
260 Financial services	:	:	:	:	:	:	:	45	101	51
262 Computer and information services	:	:	:	:	:	:	:	207	134	122
266 Royalties and licence fees	:	:	:	:	:	:	:	256	276	320
268 Other business services	:	:	:	:	:	:	:	637	537	580
269 Merchanting and other trade-related serv.	:	:	:	:	:	:	:	71	91	83
270 Merchanting	:	:	:	:	:	:	:	0	0	0
271 Other trade related services	:	:	:	:	:	:	:	71	91	83
272 Operational leasing	:	:	:	:	:	:	:	80	48	61
273 Misc. business, prof. and technical serv.	:	:	:	:	:	:	:	485	397	436
274 Legal, account., man., cons. and pub. rel.	:	:	:	:	:	:	:	85	64	82
278 Adv., market res. and polling	:	:	:	:	:	:	:	89	72	81
279 Research and development	:	:	:	:	:	:	:	26	26	17
280 Architect., engin. and other technical	:	:	:	:	:	:	:	69	69	48
281 Agric., mining and on-site processing	:	:	:	:	:	:	:	7	6	5
284 Other	:	:	:	:	:	:	:	142	108	136
285 Serv. between affiliated enterprises, nie	:	:	:	:	:	:	:	69	52	66
287 Personal, cultural and recreational services	:	:	:	:	:	:	:	222	259	195
288 Audio-visual and related services	:	:	:	:	:	:	:	186	222	162
289 Other personal, cultural and recreational	:	:	:	:	:	:	:	36	38	32
291 Government services, n i e	204	236	174	269	118	234	151	204	388	331
<b>982 Services not allocated</b>	<b>0</b>	<b>0</b>	<b>0</b>	<b>0</b>	<b>0</b>	<b>0</b>	<b>0</b>	<b>0</b>	<b>0</b>	<b>0</b>
<b>300 INCOME</b>	<b>927</b>	<b>773</b>	<b>647</b>	<b>748</b>	<b>611</b>	<b>949</b>	<b>1 869</b>	<b>1 035</b>	<b>849</b>	<b>1 030</b>
310 Compensation of employees	1	2	2	2	3	3	1	2	16	8
320 Investment Income	926	771	645	746	608	947	1 868	1 032	833	1 023
<b>379 CURRENT TRANSFERS</b>	<b>164</b>	<b>346</b>	<b>117</b>	<b>168</b>	<b>207</b>	<b>205</b>	<b>240</b>	<b>296</b>	<b>328</b>	<b>388</b>
<b>993 CURRENT ACCOUNT</b>	:	:	:	:	:	:	:	<b>10 141</b>	<b>9 411</b>	<b>9 993</b>
<b>994 CAPITAL ACCOUNT</b>	:	:	:	:	:	:	:	:	:	:
<b>010 CURRENT + CAPITAL ACCOUNT</b>	<b>7 488</b>	<b>6 125</b>	<b>6 043</b>	<b>7 457</b>	<b>9 057</b>	<b>9 613</b>	<b>11 010</b>	:	:	:
<b>995 FINANCIAL ACCOUNT</b>	:	:	:	:	:	:	:	:	:	:
<b>998 NET ERRORS AND OMISSIONS</b>	:	:	:	:	:	:	:	:	:	:

## 10.6.

Reporter: Spain

Partner: USA

(Mio ECU)

	1985	1986	1987	1988	1989	1990	1991	1992	1993	1994
	<b>Net</b>									
<b>100 GOODS</b>	<b>-1 201</b>	<b>-896</b>	<b>-1 275</b>	<b>-2 080</b>	<b>-3 391</b>	<b>-2 981</b>	<b>-3 565</b>	<b>-2 962</b>	<b>-2 207</b>	<b>-2 372</b>
<b>200 SERVICES</b>	<b>1 486</b>	<b>1 710</b>	<b>1 317</b>	<b>1 017</b>	<b>839</b>	<b>281</b>	<b>280</b>	<b>-656</b>	<b>-970</b>	<b>-568</b>
<b>205 Transportation</b>	<b>93</b>	<b>136</b>	<b>242</b>	<b>164</b>	<b>235</b>	<b>124</b>	<b>169</b>	<b>-78</b>	<b>-114</b>	<b>-108</b>
206 Sea transport	:	:	:	:	:	:	:	-18	-61	-64
207 Passenger transport on sea	:	:	:	:	:	:	:	0	0	4
208 Freight transport on sea	:	:	:	:	:	:	:	-68	-72	-80
209 Support. auxiliary and other services	:	:	:	:	:	:	:	49	11	11
210 Air transport	:	:	:	:	:	:	:	-24	-28	-15
211 Passenger transport by air	:	:	:	:	:	:	:	-30	-77	-73
212 Freight transport by air	:	:	:	:	:	:	:	0	0	11
213 Supporting, auxiliary and other services	:	:	:	:	:	:	:	6	49	47
214 Other transportation	:	:	:	:	:	:	:	-36	-25	-29
<b>236 Travel</b>	<b>1 708</b>	<b>1 823</b>	<b>1 347</b>	<b>1 192</b>	<b>887</b>	<b>636</b>	<b>436</b>	<b>150</b>	<b>-6</b>	<b>72</b>
<b>981 Other services</b>	<b>-315</b>	<b>-249</b>	<b>-272</b>	<b>-339</b>	<b>-283</b>	<b>-480</b>	<b>-325</b>	<b>-728</b>	<b>-850</b>	<b>-531</b>
245 Communications services	:	:	:	:	:	:	:	36	14	12
249 Construction services	:	:	:	:	:	:	:	21	-29	26
253 Insurance services	:	:	:	:	:	:	:	-35	73	63
260 Financial services	:	:	:	:	:	:	:	50	-46	89
262 Computer and information services	:	:	:	:	:	:	:	-177	-9	59
266 Royalties and licence fees	:	:	:	:	:	:	:	-236	-242	-275
268 Other business services	:	:	:	:	:	:	:	-312	-142	-171
269 Merchanting and other trade-related serv.	:	:	:	:	:	:	:	-12	-48	-36
270 Merchanting	:	:	:	:	:	:	:	27	-3	6
271 Other trade related services	:	:	:	:	:	:	:	-39	-45	-42
272 Operational leasing	:	:	:	:	:	:	:	-59	-41	-42
273 Misc. business, prof. and technical serv.	:	:	:	:	:	:	:	-241	-53	-94
274 Legal, account., man., cons. and pub. rel.	:	:	:	:	:	:	:	-49	-14	-32
278 Adv., market res. and polling	:	:	:	:	:	:	:	-53	-19	-31
279 Research and development	:	:	:	:	:	:	:	8	16	37
280 Architect., engin. and other technical	:	:	:	:	:	:	:	-39	-26	-7
281 Agric., mining and on-site processing	:	:	:	:	:	:	:	-5	-5	-3
284 Other	:	:	:	:	:	:	:	-61	10	-27
285 Serv. between affiliated enterprises, nie	:	:	:	:	:	:	:	-42	-14	-30
287 Personal, cultural and recreational services	:	:	:	:	:	:	:	-153	-206	-141
288 Audio-visual and related services	:	:	:	:	:	:	:	-135	-185	-129
289 Other personal, cultural and recreational	:	:	:	:	:	:	:	-19	-21	-11
291 Government services, n i e	-101	-136	-40	-61	91	-52	102	79	-263	-193
<b>982 Services not allocated</b>	<b>0</b>	<b>0</b>	<b>0</b>	<b>0</b>	<b>0</b>	<b>0</b>	<b>0</b>	<b>0</b>	<b>0</b>	<b>0</b>
<b>300 INCOME</b>	<b>-613</b>	<b>-529</b>	<b>-423</b>	<b>-290</b>	<b>735</b>	<b>127</b>	<b>609</b>	<b>1 944</b>	<b>1 112</b>	<b>351</b>
310 Compensation of employees	23	23	32	30	39	31	14	9	1	9
320 Investment Income	-636	-552	-455	-320	696	96	595	1 936	1 111	342
<b>379 CURRENT TRANSFERS</b>	<b>76</b>	<b>-13</b>	<b>192</b>	<b>161</b>	<b>244</b>	<b>224</b>	<b>87</b>	<b>88</b>	<b>198</b>	<b>42</b>
<b>993 CURRENT ACCOUNT</b>	<b>:</b>	<b>:</b>	<b>:</b>	<b>:</b>	<b>:</b>	<b>:</b>	<b>:</b>	<b>-1 585</b>	<b>-1 866</b>	<b>-2 546</b>
<b>994 CAPITAL ACCOUNT</b>	<b>:</b>	<b>:</b>	<b>:</b>	<b>:</b>	<b>:</b>	<b>:</b>	<b>:</b>	<b>:</b>	<b>:</b>	<b>:</b>
<b>010 CURRENT + CAPITAL ACCOUNT</b>	<b>-252</b>	<b>273</b>	<b>-189</b>	<b>-1 192</b>	<b>-1 573</b>	<b>-2 349</b>	<b>-2 588</b>	<b>:</b>	<b>:</b>	<b>:</b>
<b>995 FINANCIAL ACCOUNT</b>	<b>:</b>	<b>:</b>	<b>:</b>	<b>:</b>	<b>:</b>	<b>:</b>	<b>:</b>	<b>:</b>	<b>:</b>	<b>:</b>
<b>998 NET ERRORS AND OMISSIONS</b>	<b>:</b>	<b>:</b>	<b>:</b>	<b>:</b>	<b>:</b>	<b>:</b>	<b>:</b>	<b>:</b>	<b>:</b>	<b>:</b>

10.6.

Reporter: Spain

Partner: USA

	(in %)									
	1985	1986	1987	1988	1989	1990	1991	1992	1993	1994
	<b>Cover ratio</b>									
<b>100 GOODS</b>	<b>75</b>	<b>74</b>	<b>65</b>	<b>56</b>	<b>44</b>	<b>49</b>	<b>40</b>	<b>47</b>	<b>55</b>	<b>58</b>
<b>200 SERVICES</b>	<b>188</b>	<b>209</b>	<b>180</b>	<b>156</b>	<b>138</b>	<b>111</b>	<b>109</b>	<b>80</b>	<b>70</b>	<b>81</b>
<b>205 Transportation</b>	<b>119</b>	<b>140</b>	<b>161</b>	<b>152</b>	<b>166</b>	<b>130</b>	<b>129</b>	<b>80</b>	<b>68</b>	<b>75</b>
206 Sea transport	:	:	:	:	:	:	:	85	52	54
207 Passenger transport on sea	:	:	:	:	:	:	:	121	75	427
208 Freight transport on sea	:	:	:	:	:	:	:	16	28	29
209 Support. auxiliary and other services	:	:	:	:	:	:	:	233	142	142
210 Air transport	:	:	:	:	:	:	:	86	83	93
211 Passenger transport by air	:	:	:	:	:	:	:	71	30	52
212 Freight transport by air	:	:	:	:	:	:	:	99	101	210
213 Supporting, auxiliary and other services	:	:	:	:	:	:	:	112	251	182
214 Other transportation	:	:	:	:	:	:	:	58	62	61
<b>236 Travel</b>	<b>488</b>	<b>450</b>	<b>334</b>	<b>285</b>	<b>200</b>	<b>157</b>	<b>136</b>	<b>113</b>	<b>99</b>	<b>109</b>
<b>981 Other services</b>	<b>58</b>	<b>65</b>	<b>60</b>	<b>61</b>	<b>71</b>	<b>58</b>	<b>72</b>	<b>56</b>	<b>56</b>	<b>70</b>
245 Communications services	:	:	:	:	:	:	:	226	119	114
249 Construction services	:	:	:	:	:	:	:	667	52	279
253 Insurance services	:	:	:	:	:	:	:	41	163	220
260 Financial services	:	:	:	:	:	:	:	210	55	274
262 Computer and information services	:	:	:	:	:	:	:	14	93	148
266 Royalties and licence fees	:	:	:	:	:	:	:	8	12	14
268 Other business services	:	:	:	:	:	:	:	51	74	70
269 Merchanting and other trade-related serv.	:	:	:	:	:	:	:	83	48	57
270 Merchanting	:	:	:	:	:	:	:	:	:	:
271 Other trade related services	:	:	:	:	:	:	:	45	50	50
272 Operational leasing	:	:	:	:	:	:	:	26	15	32
273 Misc. business, prof. and technical serv.	:	:	:	:	:	:	:	50	87	78
274 Legal, account., man., cons. and pub. rel.	:	:	:	:	:	:	:	42	78	62
278 Adv., market res. and polling	:	:	:	:	:	:	:	41	73	61
279 Research and development	:	:	:	:	:	:	:	133	160	310
280 Architect., engin. and other technical	:	:	:	:	:	:	:	43	62	85
281 Agric., mining and on-site processing	:	:	:	:	:	:	:	22	28	48
284 Other	:	:	:	:	:	:	:	57	109	80
285 Serv. between affiliated enterprises, nie	:	:	:	:	:	:	:	39	74	54
287 Personal, cultural and recreational services	:	:	:	:	:	:	:	31	21	28
288 Audio-visual and related services	:	:	:	:	:	:	:	27	17	20
289 Other personal, cultural and recreational	:	:	:	:	:	:	:	49	44	65
291 Government services, n i e	50	42	77	77	177	78	168	139	32	42
<b>982 Services not allocated</b>	<b>:</b>	<b>:</b>	<b>:</b>	<b>:</b>	<b>:</b>	<b>:</b>	<b>:</b>	<b>:</b>	<b>:</b>	<b>:</b>
<b>300 INCOME</b>	<b>34</b>	<b>32</b>	<b>35</b>	<b>61</b>	<b>220</b>	<b>113</b>	<b>133</b>	<b>288</b>	<b>231</b>	<b>134</b>
310 Compensation of employees	:	1 250	1 700	1 600	1 400	1 198	:	445	105	218
320 Investment Income	31	28	29	57	214	110	132	288	233	133
<b>379 CURRENT TRANSFERS</b>	<b>146</b>	<b>96</b>	<b>264</b>	<b>196</b>	<b>218</b>	<b>209</b>	<b>136</b>	<b>130</b>	<b>161</b>	<b>111</b>
<b>993 CURRENT ACCOUNT</b>	<b>:</b>	<b>:</b>	<b>:</b>	<b>:</b>	<b>:</b>	<b>:</b>	<b>:</b>	<b>84</b>	<b>80</b>	<b>75</b>
<b>994 CAPITAL ACCOUNT</b>	<b>:</b>	<b>:</b>	<b>:</b>	<b>:</b>	<b>:</b>	<b>:</b>	<b>:</b>	<b>:</b>	<b>:</b>	<b>:</b>
<b>010 CURRENT + CAPITAL ACCOUNT</b>	<b>97</b>	<b>104</b>	<b>97</b>	<b>84</b>	<b>83</b>	<b>76</b>	<b>76</b>	<b>:</b>	<b>:</b>	<b>:</b>
<b>995 FINANCIAL ACCOUNT</b>	<b>.</b>	<b>.</b>	<b>.</b>	<b>.</b>	<b>.</b>	<b>.</b>	<b>.</b>	<b>.</b>	<b>.</b>	<b>.</b>
<b>998 NET ERRORS AND OMISSIONS</b>	<b>.</b>	<b>.</b>	<b>.</b>	<b>.</b>	<b>.</b>	<b>.</b>	<b>.</b>	<b>.</b>	<b>.</b>	<b>.</b>

## 10.7.

Reporter: Spain

Partner: Japan

(Mio ECU)

	1985	1986	1987	1988	1989	1990	1991	1992	1993	1994
	<b>Credit</b>									
<b>100 GOODS</b>	<b>420</b>	<b>305</b>	<b>323</b>	<b>404</b>	<b>528</b>	<b>463</b>	<b>477</b>	<b>473</b>	<b>506</b>	<b>862</b>
<b>200 SERVICES</b>	<b>122</b>	<b>116</b>	<b>194</b>	<b>199</b>	<b>375</b>	<b>261</b>	<b>289</b>	<b>253</b>	<b>194</b>	<b>173</b>
<b>205 Transportation</b>	<b>62</b>	<b>50</b>	<b>129</b>	<b>146</b>	<b>253</b>	<b>168</b>	<b>121</b>	<b>80</b>	<b>19</b>	<b>33</b>
206 Sea transport	:	:	:	:	:	:	:	26	8	13
207 Passenger transport on sea	:	:	:	:	:	:	:	0	0	0
208 Freight transport on sea	:	:	:	:	:	:	:	5	5	9
209 Support. auxiliary and other services	:	:	:	:	:	:	:	21	2	4
210 Air transport	:	:	:	:	:	:	:	48	5	9
211 Passenger transport by air	:	:	:	:	:	:	:	43	0	2
212 Freight transport by air	:	:	:	:	:	:	:	3	3	4
213 Supporting, auxiliary and other services	:	:	:	:	:	:	:	2	2	4
214 Other transportation	:	:	:	:	:	:	:	6	6	11
<b>236 Travel</b>	<b>17</b>	<b>19</b>	<b>28</b>	<b>12</b>	<b>67</b>	<b>34</b>	<b>86</b>	<b>91</b>	<b>103</b>	<b>75</b>
<b>981 Other services</b>	<b>44</b>	<b>46</b>	<b>37</b>	<b>41</b>	<b>55</b>	<b>59</b>	<b>83</b>	<b>82</b>	<b>72</b>	<b>64</b>
245 Communications services	:	:	:	:	:	:	:	6	9	5
249 Construction services	:	:	:	:	:	:	:	1	2	0
253 Insurance services	:	:	:	:	:	:	:	13	3	3
260 Financial services	:	:	:	:	:	:	:	8	2	2
262 Computer and information services	:	:	:	:	:	:	:	1	0	0
266 Royalties and licence fees	:	:	:	:	:	:	:	2	3	2
268 Other business services	:	:	:	:	:	:	:	44	51	48
269 Merchating and other trade-related serv.	:	:	:	:	:	:	:	7	11	9
270 Merchating	:	:	:	:	:	:	:	-7	0	1
271 Other trade related services	:	:	:	:	:	:	:	14	11	9
272 Operational leasing	:	:	:	:	:	:	:	4	0	0
273 Misc. business, prof. and technical serv.	:	:	:	:	:	:	:	34	39	39
274 Legal, account., man., cons. and pub. rel.	:	:	:	:	:	:	:	2	2	3
278 Adv., market res. and polling	:	:	:	:	:	:	:	13	16	15
279 Research and development	:	:	:	:	:	:	:	1	1	1
280 Architect., engin. and other technical	:	:	:	:	:	:	:	1	2	1
281 Agric., mining and on-site processing	:	:	:	:	:	:	:	0	0	0
284 Other	:	:	:	:	:	:	:	12	14	14
285 Serv. between affiliated enterprises, nie	:	:	:	:	:	:	:	4	4	5
287 Personal, cultural and recreational services	:	:	:	:	:	:	:	6	1	2
288 Audio-visual and related services	:	:	:	:	:	:	:	4	0	1
289 Other personal, cultural and recreational	:	:	:	:	:	:	:	2	1	1
291 Government services, n i e	0	0	0	0	0	0	0	0	1	2
<b>982 Services not allocated</b>	<b>0</b>	<b>0</b>	<b>0</b>	<b>0</b>	<b>0</b>	<b>0</b>	<b>0</b>	<b>0</b>	<b>0</b>	<b>0</b>
<b>300 INCOME</b>	<b>60</b>	<b>46</b>	<b>44</b>	<b>72</b>	<b>88</b>	<b>107</b>	<b>231</b>	<b>458</b>	<b>227</b>	<b>60</b>
310 Compensation of employees	3	3	4	4	5	4	1	0	2	1
320 Investment Income	57	43	40	68	83	103	230	458	225	59
<b>379 CURRENT TRANSFERS</b>	<b>4</b>	<b>6</b>	<b>8</b>	<b>14</b>	<b>26</b>	<b>19</b>	<b>34</b>	<b>30</b>	<b>13</b>	<b>22</b>
<b>993 CURRENT ACCOUNT</b>	<b>:</b>	<b>:</b>	<b>:</b>	<b>:</b>	<b>:</b>	<b>:</b>	<b>:</b>	<b>1 214</b>	<b>940</b>	<b>1 118</b>
<b>994 CAPITAL ACCOUNT</b>	<b>:</b>	<b>:</b>	<b>:</b>	<b>:</b>	<b>:</b>	<b>:</b>	<b>:</b>	<b>:</b>	<b>:</b>	<b>:</b>
<b>010 CURRENT + CAPITAL ACCOUNT</b>	<b>606</b>	<b>472</b>	<b>569</b>	<b>689</b>	<b>1 017</b>	<b>850</b>	<b>1 031</b>	<b>:</b>	<b>:</b>	<b>:</b>
<b>995 FINANCIAL ACCOUNT</b>	<b>:</b>	<b>:</b>	<b>:</b>	<b>:</b>	<b>:</b>	<b>:</b>	<b>:</b>	<b>:</b>	<b>:</b>	<b>:</b>
<b>998 NET ERRORS AND OMISSIONS</b>	<b>:</b>	<b>:</b>	<b>:</b>	<b>:</b>	<b>:</b>	<b>:</b>	<b>:</b>	<b>:</b>	<b>:</b>	<b>:</b>



10.7.

Reporter: Spain

Partner: Japan

	<i>(Mio ECU)</i>									
	1985	1986	1987	1988	1989	1990	1991	1992	1993	1994
	<b>Debit</b>									
<b>100 GOODS</b>	<b>2 272</b>	<b>1 660</b>	<b>1 809</b>	<b>2 496</b>	<b>2 951</b>	<b>2 924</b>	<b>3 380</b>	<b>3 440</b>	<b>2 787</b>	<b>2 643</b>
<b>200 SERVICES</b>	<b>118</b>	<b>95</b>	<b>131</b>	<b>164</b>	<b>289</b>	<b>248</b>	<b>255</b>	<b>240</b>	<b>213</b>	<b>190</b>
<b>205 Transportation</b>	<b>53</b>	<b>36</b>	<b>68</b>	<b>91</b>	<b>182</b>	<b>134</b>	<b>163</b>	<b>139</b>	<b>89</b>	<b>92</b>
206 Sea transport	:	:	:	:	:	:	:	75	59	58
207 Passenger transport on sea	:	:	:	:	:	:	:	0	0	0
208 Freight transport on sea	:	:	:	:	:	:	:	72	58	55
209 Support. auxiliary and other services	:	:	:	:	:	:	:	3	1	2
210 Air transport	:	:	:	:	:	:	:	32	3	7
211 Passenger transport by air	:	:	:	:	:	:	:	5	0	2
212 Freight transport by air	:	:	:	:	:	:	:	4	3	3
213 Supporting, auxiliary and other services	:	:	:	:	:	:	:	23	0	2
214 Other transportation	:	:	:	:	:	:	:	33	27	27
<b>236 Travel</b>	<b>6</b>	<b>7</b>	<b>7</b>	<b>9</b>	<b>11</b>	<b>14</b>	<b>17</b>	<b>20</b>	<b>32</b>	<b>16</b>
<b>981 Other services</b>	<b>59</b>	<b>52</b>	<b>56</b>	<b>64</b>	<b>96</b>	<b>100</b>	<b>75</b>	<b>81</b>	<b>91</b>	<b>82</b>
245 Communications services	:	:	:	:	:	:	:	1	2	2
249 Construction services	:	:	:	:	:	:	:	4	3	1
253 Insurance services	:	:	:	:	:	:	:	9	7	14
260 Financial services	:	:	:	:	:	:	:	4	5	5
262 Computer and information services	:	:	:	:	:	:	:	5	8	3
266 Royalties and licence fees	:	:	:	:	:	:	:	14	15	22
268 Other business services	:	:	:	:	:	:	:	37	43	28
269 Merchanting and other trade-related serv.	:	:	:	:	:	:	:	4	6	5
270 Merchanting	:	:	:	:	:	:	:	0	0	0
271 Other trade related services	:	:	:	:	:	:	:	4	6	5
272 Operational leasing	:	:	:	:	:	:	:	3	1	0
273 Misc. business, prof. and technical serv.	:	:	:	:	:	:	:	30	36	23
274 Legal, account., man., cons. and pub. rel.	:	:	:	:	:	:	:	2	3	1
278 Adv., market res. and polling	:	:	:	:	:	:	:	8	8	7
279 Research and development	:	:	:	:	:	:	:	3	3	3
280 Architect., engin. and other technical	:	:	:	:	:	:	:	4	4	3
281 Agric., mining and on-site processing	:	:	:	:	:	:	:	0	0	0
284 Other	:	:	:	:	:	:	:	9	12	6
285 Serv. between affiliated enterprises, nie	:	:	:	:	:	:	:	4	6	3
287 Personal, cultural and recreational services	:	:	:	:	:	:	:	3	1	1
288 Audio-visual and related services	:	:	:	:	:	:	:	1	1	1
289 Other personal, cultural and recreational	:	:	:	:	:	:	:	1	0	0
291 Government services, n i e	3	3	4	4	5	5	5	5	8	6
<b>982 Services not allocated</b>	<b>0</b>	<b>0</b>	<b>0</b>	<b>0</b>	<b>0</b>	<b>0</b>	<b>0</b>	<b>0</b>	<b>0</b>	<b>0</b>
<b>300 INCOME</b>	<b>426</b>	<b>354</b>	<b>231</b>	<b>351</b>	<b>262</b>	<b>400</b>	<b>322</b>	<b>301</b>	<b>358</b>	<b>195</b>
310 Compensation of employees	0	0	0	0	0	0	0	0	2	2
320 Investment Income	426	354	231	351	262	400	322	300	356	192
<b>379 CURRENT TRANSFERS</b>	<b>1</b>	<b>2</b>	<b>2</b>	<b>4</b>	<b>4</b>	<b>4</b>	<b>5</b>	<b>14</b>	<b>4</b>	<b>6</b>
<b>993 CURRENT ACCOUNT</b>	:	:	:	:	:	:	:	<b>3 995</b>	<b>3 362</b>	<b>3 034</b>
<b>994 CAPITAL ACCOUNT</b>	:	:	:	:	:	:	:	:	:	:
<b>010 CURRENT + CAPITAL ACCOUNT</b>	<b>2 817</b>	<b>2 111</b>	<b>2 173</b>	<b>3 015</b>	<b>3 506</b>	<b>3 576</b>	<b>3 962</b>	:	:	:
<b>995 FINANCIAL ACCOUNT</b>	:	:	:	:	:	:	:	:	:	:
<b>998 NET ERRORS AND OMISSIONS</b>	:	:	:	:	:	:	:	:	:	:

## 10.7.

Reporter: Spain

Partner: Japan

(Mio ECU)

	1985	1986	1987	1988	1989	1990	1991	1992	1993	1994
	<b>Net</b>									
<b>100 GOODS</b>	<b>-1 853</b>	<b>-1 355</b>	<b>-1 486</b>	<b>-2 092</b>	<b>-2 423</b>	<b>-2 461</b>	<b>-2 902</b>	<b>-2 967</b>	<b>-2 281</b>	<b>-1 780</b>
<b>200 SERVICES</b>	<b>4</b>	<b>21</b>	<b>63</b>	<b>35</b>	<b>86</b>	<b>14</b>	<b>34</b>	<b>13</b>	<b>-19</b>	<b>-17</b>
<b>205 Transportation</b>	<b>9</b>	<b>14</b>	<b>61</b>	<b>56</b>	<b>71</b>	<b>34</b>	<b>-42</b>	<b>-59</b>	<b>-70</b>	<b>-58</b>
206 Sea transport	:	:	:	:	:	:	:	-49	-51	-44
207 Passenger transport on sea	:	:	:	:	:	:	:	0	0	0
208 Freight transport on sea	:	:	:	:	:	:	:	-67	-53	-46
209 Support. auxiliary and other services	:	:	:	:	:	:	:	18	2	2
210 Air transport	:	:	:	:	:	:	:	17	2	2
211 Passenger transport by air	:	:	:	:	:	:	:	38	0	-1
212 Freight transport by air	:	:	:	:	:	:	:	-1	0	1
213 Supporting, auxiliary and other services	:	:	:	:	:	:	:	-21	1	1
214 Other transportation	:	:	:	:	:	:	:	-27	-20	-16
<b>236 Travel</b>	<b>11</b>	<b>12</b>	<b>21</b>	<b>3</b>	<b>56</b>	<b>20</b>	<b>69</b>	<b>72</b>	<b>71</b>	<b>59</b>
<b>981 Other services</b>	<b>-15</b>	<b>-5</b>	<b>-19</b>	<b>-24</b>	<b>-41</b>	<b>-40</b>	<b>8</b>	<b>1</b>	<b>-20</b>	<b>-18</b>
245 Communications services	:	:	:	:	:	:	:	5	7	3
249 Construction services	:	:	:	:	:	:	:	-2	-1	-1
253 Insurance services	:	:	:	:	:	:	:	4	-4	-12
260 Financial services	:	:	:	:	:	:	:	4	-3	-3
262 Computer and information services	:	:	:	:	:	:	:	-4	-7	-3
266 Royalties and licence fees	:	:	:	:	:	:	:	-12	-12	-20
268 Other business services	:	:	:	:	:	:	:	8	8	20
269 Merchanting and other trade-related serv.	:	:	:	:	:	:	:	3	6	5
270 Merchanting	:	:	:	:	:	:	:	-7	0	1
271 Other trade related services	:	:	:	:	:	:	:	11	5	4
272 Operational leasing	:	:	:	:	:	:	:	1	-1	0
273 Misc. business, prof. and technical serv.	:	:	:	:	:	:	:	3	4	15
274 Legal, account., man., cons. and pub. rel.	:	:	:	:	:	:	:	1	-1	2
278 Adv., market res. and polling	:	:	:	:	:	:	:	5	8	8
279 Research and development	:	:	:	:	:	:	:	-3	-2	-2
280 Architect., engin. and other technical	:	:	:	:	:	:	:	-3	-2	-2
281 Agric., mining and on-site processing	:	:	:	:	:	:	:	0	0	0
284 Other	:	:	:	:	:	:	:	3	2	8
285 Serv. between affiliated enterprises, nie	:	:	:	:	:	:	:	0	-1	2
287 Personal, cultural and recreational services	:	:	:	:	:	:	:	3	0	1
288 Audio-visual and related services	:	:	:	:	:	:	:	2	-1	0
289 Other personal, cultural and recreational	:	:	:	:	:	:	:	0	1	1
291 Government services, n i e	-3	-3	-4	-4	-5	-5	-5	-5	-7	-4
<b>982 Services not allocated</b>	<b>0</b>	<b>0</b>	<b>0</b>	<b>0</b>	<b>0</b>	<b>0</b>	<b>0</b>	<b>0</b>	<b>0</b>	<b>0</b>
<b>300 INCOME</b>	<b>-366</b>	<b>-309</b>	<b>-187</b>	<b>-279</b>	<b>-174</b>	<b>-292</b>	<b>-92</b>	<b>157</b>	<b>-131</b>	<b>-135</b>
310 Compensation of employees	3	3	4	4	5	4	0	0	0	-2
320 Investment Income	-369	-312	-191	-283	-179	-296	-92	157	-131	-133
<b>379 CURRENT TRANSFERS</b>	<b>3</b>	<b>4</b>	<b>6</b>	<b>10</b>	<b>22</b>	<b>15</b>	<b>29</b>	<b>16</b>	<b>9</b>	<b>16</b>
<b>993 CURRENT ACCOUNT</b>	<b>:</b>	<b>:</b>	<b>:</b>	<b>:</b>	<b>:</b>	<b>:</b>	<b>:</b>	<b>-2 781</b>	<b>-2 422</b>	<b>-1 916</b>
<b>994 CAPITAL ACCOUNT</b>	<b>:</b>	<b>:</b>	<b>:</b>	<b>:</b>	<b>:</b>	<b>:</b>	<b>:</b>	<b>:</b>	<b>:</b>	<b>:</b>
<b>010 CURRENT + CAPITAL ACCOUNT</b>	<b>-2 211</b>	<b>-1 639</b>	<b>-1 604</b>	<b>-2 326</b>	<b>-2 489</b>	<b>-2 726</b>	<b>-2 931</b>	<b>:</b>	<b>:</b>	<b>:</b>
<b>995 FINANCIAL ACCOUNT</b>	<b>:</b>	<b>:</b>	<b>:</b>	<b>:</b>	<b>:</b>	<b>:</b>	<b>:</b>	<b>:</b>	<b>:</b>	<b>:</b>
<b>998 NET ERRORS AND OMISSIONS</b>	<b>:</b>	<b>:</b>	<b>:</b>	<b>:</b>	<b>:</b>	<b>:</b>	<b>:</b>	<b>:</b>	<b>:</b>	<b>:</b>

## 10.7.

Reporter: Spain

Partner: Japan

	(in %)									
	1985	1986	1987	1988	1989	1990	1991	1992	1993	1994
	<b>Cover ratio</b>									
<b>100 GOODS</b>	<b>18</b>	<b>18</b>	<b>18</b>	<b>16</b>	<b>18</b>	<b>16</b>	<b>14</b>	<b>14</b>	<b>18</b>	<b>33</b>
<b>200 SERVICES</b>	<b>104</b>	<b>122</b>	<b>148</b>	<b>122</b>	<b>130</b>	<b>105</b>	<b>113</b>	<b>106</b>	<b>91</b>	<b>91</b>
<b>205 Transportation</b>	<b>116</b>	<b>139</b>	<b>190</b>	<b>162</b>	<b>139</b>	<b>126</b>	<b>74</b>	<b>58</b>	<b>22</b>	<b>36</b>
206 Sea transport	:	:	:	:	:	:	:	35	13	23
207 Passenger transport on sea	:	:	:	:	:	:	:	:	:	:
208 Freight transport on sea	:	:	:	:	:	:	:	7	9	17
209 Support. auxiliary and other services	:	:	:	:	:	:	:	690	:	170
210 Air transport	:	:	:	:	:	:	:	152	151	125
211 Passenger transport by air	:	:	:	:	:	:	:	921	:	75
212 Freight transport by air	:	:	:	:	:	:	:	80	116	129
213 Supporting, auxiliary and other services	:	:	:	:	:	:	:	11	:	164
214 Other transportation	:	:	:	:	:	:	:	19	24	41
<b>236 Travel</b>	<b>283</b>	<b>271</b>	<b>400</b>	<b>133</b>	<b>609</b>	<b>238</b>	<b>512</b>	<b>461</b>	<b>318</b>	<b>478</b>
<b>981 Other services</b>	<b>74</b>	<b>90</b>	<b>66</b>	<b>63</b>	<b>57</b>	<b>59</b>	<b>110</b>	<b>101</b>	<b>78</b>	<b>78</b>
245 Communications services	:	:	:	:	:	:	:	:	378	288
249 Construction services	:	:	:	:	:	:	:	33	55	40
253 Insurance services	:	:	:	:	:	:	:	151	38	19
260 Financial services	:	:	:	:	:	:	:	198	44	42
262 Computer and information services	:	:	:	:	:	:	:	20	4	8
266 Royalties and licence fees	:	:	:	:	:	:	:	15	20	9
268 Other business services	:	:	:	:	:	:	:	121	119	172
269 Merchanting and other trade-related serv.	:	:	:	:	:	:	:	196	193	206
270 Merchanting	:	:	:	:	:	:	:	:	:	:
271 Other trade related services	:	:	:	:	:	:	:	394	192	192
272 Operational leasing	:	:	:	:	:	:	:	132	0	:
273 Misc. business, prof. and technical serv.	:	:	:	:	:	:	:	111	110	166
274 Legal, account., man., cons. and pub. rel.	:	:	:	:	:	:	:	136	77	:
278 Adv., market res. and polling	:	:	:	:	:	:	:	168	206	208
279 Research and development	:	:	:	:	:	:	:	27	26	41
280 Architect., engin. and other technical	:	:	:	:	:	:	:	36	59	24
281 Agric., mining and on-site processing	:	:	:	:	:	:	:	:	:	:
284 Other	:	:	:	:	:	:	:	133	114	236
285 Serv. between affiliated enterprises, nie	:	:	:	:	:	:	:	91	77	160
287 Personal, cultural and recreational services	:	:	:	:	:	:	:	196	101	:
288 Audio-visual and related services	:	:	:	:	:	:	:	257	34	:
289 Other personal, cultural and recreational	:	:	:	:	:	:	:	131	:	:
291 Government services, n i e	0	0	0	0	0	0	0	3	11	30
<b>982 Services not allocated</b>	:	:	:	:	:	:	:	:	:	:
<b>300 INCOME</b>	<b>14</b>	<b>13</b>	<b>19</b>	<b>20</b>	<b>33</b>	<b>27</b>	<b>72</b>	<b>152</b>	<b>63</b>	<b>31</b>
310 Compensation of employees	:	:	:	:	:	:	:	:	80	38
320 Investment Income	13	12	17	19	32	26	71	152	63	31
<b>379 CURRENT TRANSFERS</b>	:	<b>300</b>	<b>400</b>	<b>350</b>	<b>650</b>	<b>454</b>	<b>658</b>	<b>211</b>	<b>306</b>	<b>363</b>
<b>993 CURRENT ACCOUNT</b>	:	:	:	:	:	:	:	<b>30</b>	<b>28</b>	<b>37</b>
<b>994 CAPITAL ACCOUNT</b>	:	:	:	:	:	:	:	:	:	:
<b>010 CURRENT + CAPITAL ACCOUNT</b>	<b>22</b>	<b>22</b>	<b>26</b>	<b>23</b>	<b>29</b>	<b>24</b>	<b>26</b>	:	:	:
<b>995 FINANCIAL ACCOUNT</b>	.	.	.	.	.	.	.	.	.	.
<b>998 NET ERRORS AND OMISSIONS</b>	.	.	.	.	.	.	.	.	.	.

## 11.1.

Reporter: France

Partner: World

(Mio ECU)

	1985	1986	1987	1988	1989	1990	1991	1992	1993	1994
	<b>Credit</b>									
<b>100 GOODS</b>	<b>125 849</b>	<b>121 437</b>	<b>122 592</b>	<b>136 995</b>	<b>156 751</b>	<b>165 198</b>	<b>170 628</b>	<b>178 017</b>	<b>170 127</b>	<b>188 447</b>
<b>200 SERVICES</b>	<b>45 538</b>	<b>42 258</b>	<b>42 976</b>	<b>45 127</b>	<b>54 844</b>	<b>59 204</b>	<b>62 562</b>	<b>73 783</b>	<b>79 108</b>	<b>74 993</b>
<b>205 Transportation</b>	<b>10 077</b>	<b>9 419</b>	<b>9 502</b>	<b>10 691</b>	<b>13 381</b>	<b>13 043</b>	<b>14 097</b>	<b>14 390</b>	<b>15 301</b>	<b>14 493</b>
206 Sea transport	1 612	1 507	1 520	1 710	1 781	1 613	1 700	2 296	1 804	2 744
207 Passenger transport on sea	136	127	128	144	129	142	166	166	174	163
208 Freight transport on sea	1 476	1 380	1 392	1 566	1 651	1 470	1 534	2 129	1 630	1 617
209 Support. auxiliary and other services	:	:	:	:	:	:	:	:	:	964
210 Air transport	1 767	1 651	1 666	1 874	2 864	2 941	3 212	3 294	3 300	6 301
211 Passenger transport by air	1 244	1 163	1 173	1 320	2 290	2 320	2 504	2 484	2 512	2 310
212 Freight transport by air	522	488	493	554	573	622	708	810	788	893
213 Supporting, auxiliary and other services	:	:	:	:	:	:	:	:	:	3 099
214 Other transportation	6 658	6 261	6 316	7 106	8 736	8 490	9 185	8 800	10 197	5 448
<b>236 Travel</b>	<b>10 501</b>	<b>9 905</b>	<b>10 299</b>	<b>11 667</b>	<b>14 756</b>	<b>15 898</b>	<b>17 281</b>	<b>19 471</b>	<b>19 979</b>	<b>20 814</b>
<b>981 Other services</b>	<b>12 846</b>	<b>11 120</b>	<b>10 752</b>	<b>10 325</b>	<b>12 893</b>	<b>15 940</b>	<b>16 717</b>	<b>23 250</b>	<b>28 696</b>	<b>33 056</b>
245 Communications services	550	553	555	404	345	393	416	278	347	306
249 Construction services	2 515	1 565	1 465	1 152	1 228	1 393	1 718	2 123	1 999	1 922
253 Insurance services	1 251	1 168	1 029	1 258	1 180	1 220	865	1 313	1 501	4 757
260 Financial services	712	1 046	1 554	1 784	3 676	5 532	5 024	10 906	15 096	9 335
262 Computer and information services	:	:	:	:	:	:	:	:	:	210
266 Royalties and licence fees	654	677	753	940	918	1 017	1 157	1 257	1 275	1 288
268 Other business services	6 196	5 075	4 320	3 901	4 697	5 325	6 413	6 320	7 581	13 506
269 Merchanting and other trade-related serv.	1 463	618	518	455	1 073	1 316	1 572	757	1 782	2 728
270 Merchanting	55	-607	-471	-491	241	171	464	343	1 344	1 317
271 Other trade related services	1 408	1 225	988	946	832	1 144	1 108	413	438	1 411
272 Operational leasing	:	:	:	:	:	:	:	:	:	349
273 Misc. business, prof. and technical serv.	4 733	4 457	3 802	3 446	3 624	4 009	4 841	5 564	5 799	10 429
274 Legal, account., man., cons. and pub. rel.	:	:	:	:	:	:	:	:	:	1 107
278 Adv., market res. and polling	879	883	885	645	581	640	704	404	451	409
279 Research and development	:	:	:	:	:	:	:	:	:	1 210
280 Architect., engin. and other technical	:	:	:	:	:	:	:	:	:	2 417
281 Agric., mining and on-site processing	:	:	:	:	:	:	:	:	:	263
284 Other	:	:	:	:	:	:	:	:	:	2 566
285 Serv. between affiliated enterprises, nie	:	:	:	:	:	:	:	:	:	2 457
287 Personal, cultural and recreational services	587	589	591	431	405	628	655	489	372	1 032
288 Audio-visual and related services	:	:	:	:	:	:	:	:	:	424
289 Other personal, cultural and recreational	:	:	:	:	:	:	:	:	:	608
291 Government services, n i e	380	446	486	455	443	432	470	564	524	701
<b>982 Services not allocated</b>	<b>12 114</b>	<b>11 814</b>	<b>12 423</b>	<b>12 445</b>	<b>13 815</b>	<b>14 322</b>	<b>14 467</b>	<b>16 672</b>	<b>15 132</b>	<b>6 629</b>
<b>300 INCOME</b>	<b>29 294</b>	<b>25 269</b>	<b>24 477</b>	<b>26 607</b>	<b>33 487</b>	<b>43 964</b>	<b>56 745</b>	<b>62 444</b>	<b>76 328</b>	<b>92 093</b>
310 Compensation of employees	2 077	2 317	2 407	2 883	2 796	2 920	3 321	3 336	3 527	2 612
320 Investment Income	27 217	22 952	22 070	23 724	30 690	41 044	53 424	59 108	72 800	89 481
<b>379 CURRENT TRANSFERS</b>	<b>7 646</b>	<b>9 635</b>	<b>9 460</b>	<b>11 101</b>	<b>10 627</b>	<b>11 783</b>	<b>15 355</b>	<b>16 173</b>	<b>14 458</b>	<b>14 021</b>
<b>993 CURRENT ACCOUNT</b>	<b>:</b>	<b>:</b>	<b>:</b>	<b>:</b>	<b>:</b>	<b>:</b>	<b>:</b>	<b>330 418</b>	<b>340 021</b>	<b>369 554</b>
<b>994 CAPITAL ACCOUNT</b>	<b>:</b>	<b>:</b>	<b>:</b>	<b>:</b>	<b>:</b>	<b>:</b>	<b>:</b>	<b>475</b>	<b>30</b>	<b>1 783</b>
<b>010 CURRENT + CAPITAL ACCOUNT</b>	<b>208 326</b>	<b>198 598</b>	<b>199 505</b>	<b>219 831</b>	<b>255 709</b>	<b>280 148</b>	<b>305 296</b>	<b>330 893</b>	<b>340 051</b>	<b>371 338</b>
<b>995 FINANCIAL ACCOUNT</b>	<b>:</b>	<b>:</b>	<b>:</b>	<b>:</b>	<b>:</b>	<b>:</b>	<b>:</b>	<b>:</b>	<b>:</b>	<b>:</b>
<b>998 NET ERRORS AND OMISSIONS</b>	<b>:</b>	<b>:</b>	<b>:</b>	<b>:</b>	<b>:</b>	<b>:</b>	<b>:</b>	<b>:</b>	<b>:</b>	<b>:</b>

## 11.1.

Reporter: France

Partner: World

	(Mio ECU)									
	1985	1986	1987	1988	1989	1990	1991	1992	1993	1994
	<b>Debit</b>									
<b>100 GOODS</b>	<b>132 994</b>	<b>123 644</b>	<b>130 134</b>	<b>143 740</b>	<b>166 202</b>	<b>175 542</b>	<b>178 230</b>	<b>176 129</b>	<b>163 446</b>	<b>181 728</b>
<b>200 SERVICES</b>	<b>32 848</b>	<b>32 391</b>	<b>33 830</b>	<b>36 217</b>	<b>41 893</b>	<b>47 406</b>	<b>49 698</b>	<b>59 406</b>	<b>64 612</b>	<b>59 371</b>
<b>205 Transportation</b>	<b>9 413</b>	<b>8 689</b>	<b>8 638</b>	<b>9 821</b>	<b>12 925</b>	<b>14 101</b>	<b>15 043</b>	<b>15 625</b>	<b>16 249</b>	<b>15 160</b>
206 Sea transport	1 729	1 596	1 587	1 804	2 151	2 113	2 477	3 134	2 849	3 735
207 Passenger transport on sea	34	31	31	35	32	31	42	56	47	48
208 Freight transport on sea	1 695	1 565	1 556	1 769	2 118	2 082	2 435	3 078	2 802	2 651
209 Support. auxiliary and other services	:	:	:	:	:	:	:	:	:	1 036
210 Air transport	2 523	2 329	2 315	2 632	2 822	3 039	3 051	3 453	3 535	6 593
211 Passenger transport by air	2 055	1 897	1 886	2 144	2 437	2 670	2 681	2 890	2 977	2 966
212 Freight transport by air	468	432	429	488	385	369	370	563	558	796
213 Supporting, auxiliary and other services	:	:	:	:	:	:	:	:	:	2 831
214 Other transportation	5 161	4 764	4 736	5 385	7 952	8 949	9 515	9 038	9 865	4 832
<b>236 Travel</b>	<b>6 025</b>	<b>6 634</b>	<b>7 368</b>	<b>8 222</b>	<b>9 111</b>	<b>9 785</b>	<b>9 967</b>	<b>10 754</b>	<b>10 929</b>	<b>11 617</b>
<b>981 Other services</b>	<b>11 440</b>	<b>11 545</b>	<b>11 966</b>	<b>12 213</b>	<b>13 531</b>	<b>16 277</b>	<b>16 983</b>	<b>23 523</b>	<b>28 345</b>	<b>30 447</b>
245 Communications services	395	419	440	363	235	251	333	281	366	341
249 Construction services	758	612	452	543	585	470	610	762	801	717
253 Insurance services	1 085	1 070	1 174	1 114	1 392	1 270	952	1 545	1 854	4 349
260 Financial services	701	1 044	1 658	2 010	3 482	5 650	5 440	11 250	15 486	8 815
262 Computer and information services	:	:	:	:	:	:	:	:	:	395
266 Royalties and licence fees	1 127	1 093	1 201	1 645	1 415	1 296	1 444	1 650	1 580	1 604
268 Other business services	5 553	5 426	5 085	4 708	4 690	5 486	6 148	6 089	6 324	11 680
269 Merchanting and other trade-related serv.	2 766	2 468	2 191	1 868	1 717	1 883	1 878	1 248	1 399	2 485
270 Merchanting	0	0	0	0	0	0	0	0	0	0
271 Other trade related services	2 766	2 468	2 191	1 868	1 717	1 883	1 878	1 248	1 399	2 485
272 Operational leasing	:	:	:	:	:	:	:	:	:	1 008
273 Misc. business, prof. and technical serv.	2 787	2 957	2 894	2 840	2 973	3 603	4 269	4 840	4 925	8 187
274 Legal, account., man., cons. and pub. rel.	:	:	:	:	:	:	:	:	:	945
278 Adv., market res. and polling	828	877	922	760	726	795	955	555	650	670
279 Research and development	:	:	:	:	:	:	:	:	:	748
280 Architect., engin. and other technical	:	:	:	:	:	:	:	:	:	1 555
281 Agric., mining and on-site processing	:	:	:	:	:	:	:	:	:	622
284 Other	:	:	:	:	:	:	:	:	:	2 093
285 Serv. between affiliated enterprises, nie	:	:	:	:	:	:	:	:	:	1 553
287 Personal, cultural and recreational services	677	718	754	621	535	655	810	696	588	1 287
288 Audio-visual and related services	:	:	:	:	:	:	:	:	:	771
289 Other personal, cultural and recreational	:	:	:	:	:	:	:	:	:	517
291 Government services, n i e	1 143	1 165	1 202	1 208	1 197	1 199	1 245	1 251	1 346	1 259
<b>982 Services not allocated</b>	<b>5 970</b>	<b>5 524</b>	<b>5 858</b>	<b>5 961</b>	<b>6 326</b>	<b>7 243</b>	<b>7 706</b>	<b>9 504</b>	<b>9 089</b>	<b>2 147</b>
<b>300 INCOME</b>	<b>31 796</b>	<b>26 393</b>	<b>25 291</b>	<b>26 890</b>	<b>34 058</b>	<b>45 661</b>	<b>60 923</b>	<b>68 841</b>	<b>83 370</b>	<b>99 112</b>
310 Compensation of employees	2 996	2 945	2 867	3 238	2 922	3 123	3 338	3 754	3 807	1 217
320 Investment Income	28 800	23 448	22 424	23 653	31 136	42 538	57 585	65 087	79 563	97 895
<b>379 CURRENT TRANSFERS</b>	<b>11 125</b>	<b>14 301</b>	<b>14 099</b>	<b>16 871</b>	<b>18 202</b>	<b>18 206</b>	<b>21 285</b>	<b>23 052</b>	<b>19 629</b>	<b>23 780</b>
<b>993 CURRENT ACCOUNT</b>	:	:	:	:	:	:	:	<b>327 429</b>	<b>331 056</b>	<b>363 991</b>
<b>994 CAPITAL ACCOUNT</b>	:	:	:	:	:	:	:	170	98	4 430
<b>010 CURRENT + CAPITAL ACCOUNT</b>	<b>208 762</b>	<b>196 728</b>	<b>203 354</b>	<b>223 719</b>	<b>261 188</b>	<b>291 132</b>	<b>310 596</b>	<b>327 599</b>	<b>331 154</b>	<b>368 421</b>
<b>995 FINANCIAL ACCOUNT</b>	:	:	:	:	:	:	:	:	:	:
<b>998 NET ERRORS AND OMISSIONS</b>	:	:	:	:	:	:	:	:	:	:

## 11.1.

Reporter: France

Partner: World

	(Mio ECU)									
	1985	1986	1987	1988	1989	1990	1991	1992	1993	1994
	<b>Net</b>									
<b>100 GOODS</b>	<b>-7 145</b>	<b>-2 207</b>	<b>-7 541</b>	<b>-6 745</b>	<b>-9 451</b>	<b>-10 344</b>	<b>-7 602</b>	<b>1 888</b>	<b>6 681</b>	<b>6 719</b>
<b>200 SERVICES</b>	<b>12 690</b>	<b>9 867</b>	<b>9 146</b>	<b>8 910</b>	<b>12 951</b>	<b>11 798</b>	<b>12 864</b>	<b>14 377</b>	<b>14 496</b>	<b>15 622</b>
<b>205 Transportation</b>	<b>664</b>	<b>731</b>	<b>864</b>	<b>870</b>	<b>456</b>	<b>-1 057</b>	<b>-946</b>	<b>-1 235</b>	<b>-948</b>	<b>-667</b>
206 Sea transport	-117	-89	-67	-94	-370	-500	-776	-838	-1 045	-991
207 Passenger transport on sea	102	96	97	109	97	111	124	110	127	115
208 Freight transport on sea	-219	-185	-164	-203	-467	-611	-901	-948	-1 172	-1 034
209 Support. auxiliary and other services	:	:	:	:	:	:	:	:	:	-72
210 Air transport	-756	-677	-649	-758	42	-98	161	-159	-235	-292
211 Passenger transport by air	-811	-734	-712	-824	-147	-351	-177	-406	-466	-657
212 Freight transport by air	55	56	63	66	189	253	338	247	230	97
213 Supporting, auxiliary and other services	:	:	:	:	:	:	:	:	:	268
214 Other transportation	1 537	1 497	1 580	1 721	784	-459	-330	-238	332	616
<b>236 Travel</b>	<b>4 476</b>	<b>3 271</b>	<b>2 930</b>	<b>3 446</b>	<b>5 645</b>	<b>6 113</b>	<b>7 315</b>	<b>8 717</b>	<b>9 050</b>	<b>9 197</b>
<b>981 Other services</b>	<b>1 406</b>	<b>-426</b>	<b>-1 214</b>	<b>-1 889</b>	<b>-638</b>	<b>-337</b>	<b>-266</b>	<b>-273</b>	<b>351</b>	<b>2 609</b>
245 Communications services	155	134	115	41	109	142	83	-3	-19	-34
249 Construction services	1 757	953	1 012	609	642	923	1 108	1 361	1 198	1 205
253 Insurance services	167	98	-145	143	-213	-50	-88	-232	-353	407
260 Financial services	11	3	-104	-227	195	-118	-416	-343	-390	520
262 Computer and information services	:	:	:	:	:	:	:	:	:	-185
266 Royalties and licence fees	-473	-416	-448	-705	-496	-279	-288	-393	-305	-316
268 Other business services	642	-351	-765	-807	7	-161	265	232	1 257	1 826
269 Merchanting and other trade-related serv.	-1 304	-1 850	-1 673	-1 413	-644	-568	-307	-492	383	243
270 Merchanting	55	-607	-471	-491	241	171	464	343	1 344	1 317
271 Other trade related services	-1 359	-1 244	-1 203	-922	-885	-739	-771	-835	-961	-1 074
272 Operational leasing	:	:	:	:	:	:	:	:	:	-659
273 Misc. business, prof. and technical serv.	1 946	1 500	908	606	651	407	572	723	874	2 242
274 Legal, account., man., cons. and pub. rel.	:	:	:	:	:	:	:	:	:	162
278 Adv., market res. and polling	51	6	-36	-114	-145	-155	-251	-151	-199	-261
279 Research and development	:	:	:	:	:	:	:	:	:	462
280 Architect., engin. and other technical	:	:	:	:	:	:	:	:	:	863
281 Agric., mining and on-site processing	:	:	:	:	:	:	:	:	:	-359
284 Other	:	:	:	:	:	:	:	:	:	473
285 Serv. between affiliated enterprises, nie	:	:	:	:	:	:	:	:	:	903
287 Personal, cultural and recreational services	-91	-128	-163	-191	-129	-27	-156	-207	-216	-256
288 Audio-visual and related services	:	:	:	:	:	:	:	:	:	-347
289 Other personal, cultural and recreational	:	:	:	:	:	:	:	:	:	91
291 Government services, n i e	-762	-719	-716	-753	-754	-767	-775	-687	-822	-558
<b>982 Services not allocated</b>	<b>6 144</b>	<b>6 291</b>	<b>6 566</b>	<b>6 484</b>	<b>7 489</b>	<b>7 079</b>	<b>6 761</b>	<b>7 168</b>	<b>6 044</b>	<b>4 482</b>
<b>300 INCOME</b>	<b>-2 502</b>	<b>-1 124</b>	<b>-814</b>	<b>-283</b>	<b>-572</b>	<b>-1 697</b>	<b>-4 177</b>	<b>-6 397</b>	<b>-7 043</b>	<b>-7 018</b>
310 Compensation of employees	-919	-628	-460	-354	-126	-203	-16	-418	-280	1 395
320 Investment Income	-1 583	-496	-354	71	-446	-1 494	-4 161	-5 980	-6 763	-8 414
<b>379 CURRENT TRANSFERS</b>	<b>-3 479</b>	<b>-4 666</b>	<b>-4 640</b>	<b>-5 770</b>	<b>-7 575</b>	<b>-6 423</b>	<b>-5 930</b>	<b>-6 879</b>	<b>-5 171</b>	<b>-9 759</b>
<b>993 CURRENT ACCOUNT</b>	<b>:</b>	<b>:</b>	<b>:</b>	<b>:</b>	<b>:</b>	<b>:</b>	<b>:</b>	<b>2 989</b>	<b>8 964</b>	<b>5 563</b>
<b>994 CAPITAL ACCOUNT</b>	<b>:</b>	<b>:</b>	<b>:</b>	<b>:</b>	<b>:</b>	<b>:</b>	<b>:</b>	<b>305</b>	<b>-68</b>	<b>-2 647</b>
<b>010 CURRENT + CAPITAL ACCOUNT</b>	<b>-436</b>	<b>1 870</b>	<b>-3 849</b>	<b>-3 887</b>	<b>-5 479</b>	<b>-10 984</b>	<b>-5 300</b>	<b>3 294</b>	<b>8 896</b>	<b>2 916</b>
<b>995 FINANCIAL ACCOUNT</b>	<b>:</b>	<b>:</b>	<b>:</b>	<b>:</b>	<b>:</b>	<b>:</b>	<b>:</b>	<b>:</b>	<b>:</b>	<b>-8 285</b>
<b>998 NET ERRORS AND OMISSIONS</b>	<b>:</b>	<b>:</b>	<b>:</b>	<b>:</b>	<b>:</b>	<b>:</b>	<b>:</b>	<b>:</b>	<b>:</b>	<b>5 368</b>

11.1.

Reporter: France

Partner: World

	(in %)									
	1985	1986	1987	1988	1989	1990	1991	1992	1993	1994
	<b>Cover ratio</b>									
<b>100 GOODS</b>	<b>95</b>	<b>98</b>	<b>94</b>	<b>95</b>	<b>94</b>	<b>94</b>	<b>96</b>	<b>101</b>	<b>104</b>	<b>104</b>
<b>200 SERVICES</b>	<b>139</b>	<b>130</b>	<b>127</b>	<b>125</b>	<b>131</b>	<b>125</b>	<b>126</b>	<b>124</b>	<b>122</b>	<b>126</b>
<b>205 Transportation</b>	<b>107</b>	<b>108</b>	<b>110</b>	<b>109</b>	<b>104</b>	<b>93</b>	<b>94</b>	<b>92</b>	<b>94</b>	<b>96</b>
206 Sea transport	93	94	96	95	83	76	69	73	63	73
207 Passenger transport on sea	402	408	414	409	400	458	397	296	370	337
208 Freight transport on sea	87	88	89	89	78	71	63	69	58	61
209 Support. auxiliary and other services	:	:	:	:	:	:	:	:	:	93
210 Air transport	70	71	72	71	101	97	105	95	93	96
211 Passenger transport by air	61	61	62	62	94	87	93	86	84	78
212 Freight transport by air	112	113	115	114	149	168	191	144	141	112
213 Supporting, auxiliary and other services	:	:	:	:	:	:	:	:	:	109
214 Other transportation	130	131	133	132	110	95	97	97	103	113
<b>236 Travel</b>	<b>174</b>	<b>149</b>	<b>140</b>	<b>142</b>	<b>162</b>	<b>162</b>	<b>173</b>	<b>181</b>	<b>183</b>	<b>179</b>
<b>981 Other services</b>	<b>112</b>	<b>96</b>	<b>90</b>	<b>85</b>	<b>95</b>	<b>98</b>	<b>98</b>	<b>99</b>	<b>101</b>	<b>109</b>
245 Communications services	139	132	126	111	147	157	125	99	95	90
249 Construction services	332	256	324	212	210	296	282	279	250	268
253 Insurance services	115	109	88	113	85	96	91	85	81	109
260 Financial services	102	100	94	89	106	98	92	97	97	106
262 Computer and information services	:	:	:	:	:	:	:	:	:	53
266 Royalties and licence fees	58	62	63	57	65	78	80	76	81	80
268 Other business services	112	94	85	83	100	97	104	104	120	116
269 Merchanting and other trade-related serv.	53	25	24	24	63	70	84	61	127	110
270 Merchanting	:	:	:	:	:	:	:	:	:	:
271 Other trade related services	51	50	45	51	48	61	59	33	31	57
272 Operational leasing	:	:	:	:	:	:	:	:	:	35
273 Misc. business, prof. and technical serv.	170	151	131	121	122	111	113	115	118	127
274 Legal, account., man., cons. and pub. rel.	:	:	:	:	:	:	:	:	:	117
278 Adv., market res. and polling	106	101	96	85	80	80	74	73	69	61
279 Research and development	:	:	:	:	:	:	:	:	:	162
280 Architect., engin. and other technical	:	:	:	:	:	:	:	:	:	155
281 Agric., mining and on-site processing	:	:	:	:	:	:	:	:	:	42
284 Other	:	:	:	:	:	:	:	:	:	123
285 Serv. between affiliated enterprises, nie	:	:	:	:	:	:	:	:	:	158
287 Personal, cultural and recreational services	87	82	78	69	76	96	81	70	63	80
288 Audio-visual and related services	:	:	:	:	:	:	:	:	:	55
289 Other personal, cultural and recreational	:	:	:	:	:	:	:	:	:	118
291 Government services, n i e	33	38	40	38	37	36	38	45	39	56
<b>982 Services not allocated</b>	<b>203</b>	<b>214</b>	<b>212</b>	<b>209</b>	<b>218</b>	<b>198</b>	<b>188</b>	<b>175</b>	<b>166</b>	<b>309</b>
<b>300 INCOME</b>	<b>92</b>	<b>96</b>	<b>97</b>	<b>99</b>	<b>98</b>	<b>96</b>	<b>93</b>	<b>91</b>	<b>92</b>	<b>93</b>
310 Compensation of employees	69	79	84	89	96	93	100	89	93	215
320 Investment Income	95	98	98	100	99	96	93	91	92	91
<b>379 CURRENT TRANSFERS</b>	<b>69</b>	<b>67</b>	<b>67</b>	<b>66</b>	<b>58</b>	<b>65</b>	<b>72</b>	<b>70</b>	<b>74</b>	<b>59</b>
<b>993 CURRENT ACCOUNT</b>	<b>:</b>	<b>:</b>	<b>:</b>	<b>:</b>	<b>:</b>	<b>:</b>	<b>:</b>	<b>101</b>	<b>103</b>	<b>102</b>
<b>994 CAPITAL ACCOUNT</b>	<b>:</b>	<b>:</b>	<b>:</b>	<b>:</b>	<b>:</b>	<b>:</b>	<b>:</b>	<b>279</b>	<b>31</b>	<b>40</b>
<b>010 CURRENT + CAPITAL ACCOUNT</b>	<b>100</b>	<b>101</b>	<b>98</b>	<b>98</b>	<b>98</b>	<b>96</b>	<b>98</b>	<b>101</b>	<b>103</b>	<b>101</b>
<b>995 FINANCIAL ACCOUNT</b>	<b>.</b>	<b>.</b>	<b>.</b>	<b>.</b>	<b>.</b>	<b>.</b>	<b>.</b>	<b>.</b>	<b>.</b>	<b>.</b>
<b>998 NET ERRORS AND OMISSIONS</b>	<b>.</b>	<b>.</b>	<b>.</b>	<b>.</b>	<b>.</b>	<b>.</b>	<b>.</b>	<b>.</b>	<b>.</b>	<b>.</b>

## 11.2.

Reporter: France

Partner: Intra EUR15

	(Mio ECU)									
	1985	1986	1987	1988	1989	1990	1991	1992	1993	1994
	<b>Credit</b>									
<b>100 GOODS</b>	:	:	:	:	:	:	:	:	:	<b>121 872</b>
<b>200 SERVICES</b>	:	:	:	:	:	:	:	:	:	<b>38 294</b>
<b>205 Transportation</b>	:	:	:	:	:	:	:	:	:	<b>6 876</b>
206 Sea transport	:	:	:	:	:	:	:	:	:	1 343
207 Passenger transport on sea	:	:	:	:	:	:	:	:	:	159
208 Freight transport on sea	:	:	:	:	:	:	:	:	:	757
209 Support. auxiliary and other services	:	:	:	:	:	:	:	:	:	426
210 Air transport	:	:	:	:	:	:	:	:	:	1 809
211 Passenger transport by air	:	:	:	:	:	:	:	:	:	851
212 Freight transport by air	:	:	:	:	:	:	:	:	:	290
213 Supporting, auxiliary and other services	:	:	:	:	:	:	:	:	:	668
214 Other transportation	:	:	:	:	:	:	:	:	:	3 725
<b>236 Travel</b>	:	:	:	:	:	:	:	:	:	<b>9 395</b>
<b>981 Other services</b>	:	:	:	:	:	:	:	:	:	<b>18 091</b>
245 Communications services	:	:	:	:	:	:	:	:	:	136
249 Construction services	:	:	:	:	:	:	:	:	:	317
253 Insurance services	:	:	:	:	:	:	:	:	:	2 460
260 Financial services	:	:	:	:	:	:	:	:	:	5 606
262 Computer and information services	:	:	:	:	:	:	:	:	:	75
266 Royalties and licence fees	:	:	:	:	:	:	:	:	:	697
268 Other business services	:	:	:	:	:	:	:	:	:	7 980
269 Merchanting and other trade-related serv.	:	:	:	:	:	:	:	:	:	2 828
270 Merchanting	:	:	:	:	:	:	:	:	:	2 070
271 Other trade related services	:	:	:	:	:	:	:	:	:	759
272 Operational leasing	:	:	:	:	:	:	:	:	:	164
273 Misc. business, prof. and technical serv.	:	:	:	:	:	:	:	:	:	4 988
274 Legal, account., man., cons. and pub. rel.	:	:	:	:	:	:	:	:	:	567
278 Adv., market res. and polling	:	:	:	:	:	:	:	:	:	285
279 Research and development	:	:	:	:	:	:	:	:	:	673
280 Architect., engin. and other technical	:	:	:	:	:	:	:	:	:	834
281 Agric., mining and on-site processing	:	:	:	:	:	:	:	:	:	73
284 Other	:	:	:	:	:	:	:	:	:	1 243
285 Serv. between affiliated enterprises, nie	:	:	:	:	:	:	:	:	:	1 313
287 Personal, cultural and recreational services	:	:	:	:	:	:	:	:	:	501
288 Audio-visual and related services	:	:	:	:	:	:	:	:	:	205
289 Other personal, cultural and recreational	:	:	:	:	:	:	:	:	:	296
291 Government services, n i e	:	:	:	:	:	:	:	:	:	319
<b>982 Services not allocated</b>	:	:	:	:	:	:	:	:	:	<b>3 932</b>
<b>300 INCOME</b>	:	:	:	:	:	:	:	:	:	<b>36 078</b>
310 Compensation of employees	:	:	:	:	:	:	:	:	:	841
320 Investment Income	:	:	:	:	:	:	:	:	:	35 236
<b>379 CURRENT TRANSFERS</b>	:	:	:	:	:	:	:	:	:	<b>12 793</b>
<b>993 CURRENT ACCOUNT</b>	:	:	:	:	:	:	:	:	:	<b>209 036</b>
<b>994 CAPITAL ACCOUNT</b>	:	:	:	:	:	:	:	:	:	:
<b>010 CURRENT + CAPITAL ACCOUNT</b>	:	:	:	:	:	:	:	:	:	:
<b>995 FINANCIAL ACCOUNT</b>	:	:	:	:	:	:	:	:	:	:
<b>998 NET ERRORS AND OMISSIONS</b>	:	:	:	:	:	:	:	:	:	:



## 11.2.

Reporter: France

Partner: Intra EUR15

	(Mio ECU)									
	1985	1986	1987	1988	1989	1990	1991	1992	1993	1994
	<b>Debit</b>									
<b>100 GOODS</b>	:	:	:	:	:	:	:	:	:	117 419
<b>200 SERVICES</b>	:	:	:	:	:	:	:	:	:	29 775
<b>205 Transportation</b>	:	:	:	:	:	:	:	:	:	6 857
206 Sea transport	:	:	:	:	:	:	:	:	:	1 525
207 Passenger transport on sea	:	:	:	:	:	:	:	:	:	19
208 Freight transport on sea	:	:	:	:	:	:	:	:	:	1 018
209 Support. auxiliary and other services	:	:	:	:	:	:	:	:	:	488
210 Air transport	:	:	:	:	:	:	:	:	:	2 276
211 Passenger transport by air	:	:	:	:	:	:	:	:	:	1 103
212 Freight transport by air	:	:	:	:	:	:	:	:	:	303
213 Supporting, auxiliary and other services	:	:	:	:	:	:	:	:	:	870
214 Other transportation	:	:	:	:	:	:	:	:	:	3 056
<b>236 Travel</b>	:	:	:	:	:	:	:	:	:	5 640
<b>981 Other services</b>	:	:	:	:	:	:	:	:	:	15 979
245 Communications services	:	:	:	:	:	:	:	:	:	188
249 Construction services	:	:	:	:	:	:	:	:	:	186
253 Insurance services	:	:	:	:	:	:	:	:	:	2 521
260 Financial services	:	:	:	:	:	:	:	:	:	5 303
262 Computer and information services	:	:	:	:	:	:	:	:	:	74
266 Royalties and licence fees	:	:	:	:	:	:	:	:	:	656
268 Other business services	:	:	:	:	:	:	:	:	:	6 114
269 Merchanting and other trade-related serv.	:	:	:	:	:	:	:	:	:	1 066
270 Merchanting	:	:	:	:	:	:	:	:	:	0
271 Other trade related services	:	:	:	:	:	:	:	:	:	1 066
272 Operational leasing	:	:	:	:	:	:	:	:	:	223
273 Misc. business, prof. and technical serv.	:	:	:	:	:	:	:	:	:	4 824
274 Legal, account., man., cons. and pub. rel.	:	:	:	:	:	:	:	:	:	496
278 Adv., market res. and polling	:	:	:	:	:	:	:	:	:	444
279 Research and development	:	:	:	:	:	:	:	:	:	511
280 Architect., engin. and other technical	:	:	:	:	:	:	:	:	:	906
281 Agric., mining and on-site processing	:	:	:	:	:	:	:	:	:	486
284 Other	:	:	:	:	:	:	:	:	:	1 276
285 Serv. between affiliated enterprises, nie	:	:	:	:	:	:	:	:	:	705
287 Personal, cultural and recreational services	:	:	:	:	:	:	:	:	:	596
288 Audio-visual and related services	:	:	:	:	:	:	:	:	:	286
289 Other personal, cultural and recreational	:	:	:	:	:	:	:	:	:	309
291 Government services, n i e	:	:	:	:	:	:	:	:	:	342
<b>982 Services not allocated</b>	:	:	:	:	:	:	:	:	:	1 299
<b>300 INCOME</b>	:	:	:	:	:	:	:	:	:	46 215
310 Compensation of employees	:	:	:	:	:	:	:	:	:	619
320 Investment Income	:	:	:	:	:	:	:	:	:	45 596
<b>379 CURRENT TRANSFERS</b>	:	:	:	:	:	:	:	:	:	18 947
<b>993 CURRENT ACCOUNT</b>	:	:	:	:	:	:	:	:	:	212 357
<b>994 CAPITAL ACCOUNT</b>	:	:	:	:	:	:	:	:	:	:
<b>010 CURRENT + CAPITAL ACCOUNT</b>	:	:	:	:	:	:	:	:	:	:
<b>995 FINANCIAL ACCOUNT</b>	:	:	:	:	:	:	:	:	:	:
<b>998 NET ERRORS AND OMISSIONS</b>	:	:	:	:	:	:	:	:	:	:

11.2.

Reporter: France

Partner: Intra EUR15

(Mio ECU)

	1985	1986	1987	1988	1989	1990	1991	1992	1993	1994
	<b>Net</b>									
<b>100 GOODS</b>	:	:	:	:	:	:	:	:	:	<b>4 452</b>
<b>200 SERVICES</b>	:	:	:	:	:	:	:	:	:	<b>8 519</b>
<b>205 Transportation</b>	:	:	:	:	:	:	:	:	:	<b>19</b>
206 Sea transport	:	:	:	:	:	:	:	:	:	-182
207 Passenger transport on sea	:	:	:	:	:	:	:	:	:	140
208 Freight transport on sea	:	:	:	:	:	:	:	:	:	-261
209 Support. auxiliary and other services	:	:	:	:	:	:	:	:	:	-62
210 Air transport	:	:	:	:	:	:	:	:	:	-468
211 Passenger transport by air	:	:	:	:	:	:	:	:	:	-253
212 Freight transport by air	:	:	:	:	:	:	:	:	:	-13
213 Supporting, auxiliary and other services	:	:	:	:	:	:	:	:	:	-202
214 Other transportation	:	:	:	:	:	:	:	:	:	669
<b>236 Travel</b>	:	:	:	:	:	:	:	:	:	<b>3 755</b>
<b>981 Other services</b>	:	:	:	:	:	:	:	:	:	<b>2 112</b>
245 Communications services	:	:	:	:	:	:	:	:	:	-52
249 Construction services	:	:	:	:	:	:	:	:	:	130
253 Insurance services	:	:	:	:	:	:	:	:	:	-60
260 Financial services	:	:	:	:	:	:	:	:	:	303
262 Computer and information services	:	:	:	:	:	:	:	:	:	1
266 Royalties and licence fees	:	:	:	:	:	:	:	:	:	42
268 Other business services	:	:	:	:	:	:	:	:	:	1 867
269 Merchanting and other trade-related serv.	:	:	:	:	:	:	:	:	:	1 762
270 Merchanting	:	:	:	:	:	:	:	:	:	2 070
271 Other trade related services	:	:	:	:	:	:	:	:	:	-308
272 Operational leasing	:	:	:	:	:	:	:	:	:	-59
273 Misc. business, prof. and technical serv.	:	:	:	:	:	:	:	:	:	164
274 Legal, account., man., cons. and pub. rel.	:	:	:	:	:	:	:	:	:	71
278 Adv., market res. and polling	:	:	:	:	:	:	:	:	:	-160
279 Research and development	:	:	:	:	:	:	:	:	:	162
280 Architect., engin. and other technical	:	:	:	:	:	:	:	:	:	-72
281 Agric., mining and on-site processing	:	:	:	:	:	:	:	:	:	-413
284 Other	:	:	:	:	:	:	:	:	:	-33
285 Serv. between affiliated enterprises, nie	:	:	:	:	:	:	:	:	:	609
287 Personal, cultural and recreational services	:	:	:	:	:	:	:	:	:	-94
288 Audio-visual and related services	:	:	:	:	:	:	:	:	:	-81
289 Other personal, cultural and recreational	:	:	:	:	:	:	:	:	:	-14
291 Government services, n i e	:	:	:	:	:	:	:	:	:	-23
<b>982 Services not allocated</b>	:	:	:	:	:	:	:	:	:	<b>2 632</b>
<b>300 INCOME</b>	:	:	:	:	:	:	:	:	:	<b>-10 137</b>
310 Compensation of employees	:	:	:	:	:	:	:	:	:	222
320 Investment Income	:	:	:	:	:	:	:	:	:	-10 360
<b>379 CURRENT TRANSFERS</b>	:	:	:	:	:	:	:	:	:	<b>-6 154</b>
<b>993 CURRENT ACCOUNT</b>	:	:	:	:	:	:	:	:	:	<b>-3 321</b>
<b>994 CAPITAL ACCOUNT</b>	:	:	:	:	:	:	:	:	:	:
<b>010 CURRENT + CAPITAL ACCOUNT</b>	:	:	:	:	:	:	:	:	:	:
<b>995 FINANCIAL ACCOUNT</b>	:	:	:	:	:	:	:	:	:	:
<b>998 NET ERRORS AND OMISSIONS</b>	:	:	:	:	:	:	:	:	:	:

11.2.

Reporter: France

Partner: Intra EUR15

	(in %)									
	1985	1986	1987	1988	1989	1990	1991	1992	1993	1994
	<b>Cover ratio</b>									
<b>100 GOODS</b>	:	:	:	:	:	:	:	:	:	104
<b>200 SERVICES</b>	:	:	:	:	:	:	:	:	:	129
<b>205 Transportation</b>	:	:	:	:	:	:	:	:	:	100
206 Sea transport	:	:	:	:	:	:	:	:	:	88
207 Passenger transport on sea	:	:	:	:	:	:	:	:	:	839
208 Freight transport on sea	:	:	:	:	:	:	:	:	:	74
209 Support. auxiliary and other services	:	:	:	:	:	:	:	:	:	87
210 Air transport	:	:	:	:	:	:	:	:	:	79
211 Passenger transport by air	:	:	:	:	:	:	:	:	:	77
212 Freight transport by air	:	:	:	:	:	:	:	:	:	96
213 Supporting, auxiliary and other services	:	:	:	:	:	:	:	:	:	77
214 Other transportation	:	:	:	:	:	:	:	:	:	122
<b>236 Travel</b>	:	:	:	:	:	:	:	:	:	167
<b>981 Other services</b>	:	:	:	:	:	:	:	:	:	113
245 Communications services	:	:	:	:	:	:	:	:	:	72
249 Construction services	:	:	:	:	:	:	:	:	:	170
253 Insurance services	:	:	:	:	:	:	:	:	:	98
260 Financial services	:	:	:	:	:	:	:	:	:	106
262 Computer and information services	:	:	:	:	:	:	:	:	:	101
266 Royalties and licence fees	:	:	:	:	:	:	:	:	:	106
268 Other business services	:	:	:	:	:	:	:	:	:	131
269 Merchanting and other trade-related serv.	:	:	:	:	:	:	:	:	:	265
270 Merchanting	:	:	:	:	:	:	:	:	:	:
271 Other trade related services	:	:	:	:	:	:	:	:	:	71
272 Operational leasing	:	:	:	:	:	:	:	:	:	74
273 Misc. business, prof. and technical serv.	:	:	:	:	:	:	:	:	:	103
274 Legal, account., man., cons. and pub. rel.	:	:	:	:	:	:	:	:	:	114
278 Adv., market res. and polling	:	:	:	:	:	:	:	:	:	64
279 Research and development	:	:	:	:	:	:	:	:	:	132
280 Architect., engin. and other technical	:	:	:	:	:	:	:	:	:	92
281 Agric., mining and on-site processing	:	:	:	:	:	:	:	:	:	15
284 Other	:	:	:	:	:	:	:	:	:	97
285 Serv. between affiliated enterprises, nie	:	:	:	:	:	:	:	:	:	186
287 Personal, cultural and recreational services	:	:	:	:	:	:	:	:	:	84
288 Audio-visual and related services	:	:	:	:	:	:	:	:	:	72
289 Other personal, cultural and recreational	:	:	:	:	:	:	:	:	:	96
291 Government services, n i e	:	:	:	:	:	:	:	:	:	93
<b>982 Services not allocated</b>	:	:	:	:	:	:	:	:	:	303
<b>300 INCOME</b>	:	:	:	:	:	:	:	:	:	78
310 Compensation of employees	:	:	:	:	:	:	:	:	:	136
320 Investment Income	:	:	:	:	:	:	:	:	:	77
<b>379 CURRENT TRANSFERS</b>	:	:	:	:	:	:	:	:	:	68
<b>993 CURRENT ACCOUNT</b>	:	:	:	:	:	:	:	:	:	98
<b>994 CAPITAL ACCOUNT</b>	:	:	:	:	:	:	:	:	:	:
<b>010 CURRENT + CAPITAL ACCOUNT</b>	:	:	:	:	:	:	:	:	:	:
<b>995 FINANCIAL ACCOUNT</b>	.	.	.	.	.	.	.	.	.	.
<b>998 NET ERRORS AND OMISSIONS</b>	.	.	.	.	.	.	.	.	.	.

**11.3.**
**Reporter: France**
**Partner: Extra EUR15**

(Mio ECU)

	1985	1986	1987	1988	1989	1990	1991	1992	1993	1994
	<b>Credit</b>									
<b>100 GOODS</b>	:	:	:	:	:	:	:	:	:	<b>66 156</b>
<b>200 SERVICES</b>	:	:	:	:	:	:	:	:	:	<b>36 118</b>
<b>205 Transportation</b>	:	:	:	:	:	:	:	:	:	<b>8 609</b>
206 Sea transport	:	:	:	:	:	:	:	:	:	1 796
207 Passenger transport on sea	:	:	:	:	:	:	:	:	:	3
208 Freight transport on sea	:	:	:	:	:	:	:	:	:	1 262
209 Support. auxiliary and other services	:	:	:	:	:	:	:	:	:	530
210 Air transport	:	:	:	:	:	:	:	:	:	4 714
211 Passenger transport by air	:	:	:	:	:	:	:	:	:	1 459
212 Freight transport by air	:	:	:	:	:	:	:	:	:	825
213 Supporting, auxiliary and other services	:	:	:	:	:	:	:	:	:	2 430
214 Other transportation	:	:	:	:	:	:	:	:	:	2 099
<b>236 Travel</b>	:	:	:	:	:	:	:	:	:	<b>11 118</b>
<b>981 Other services</b>	:	:	:	:	:	:	:	:	:	<b>13 880</b>
245 Communications services	:	:	:	:	:	:	:	:	:	168
249 Construction services	:	:	:	:	:	:	:	:	:	1 604
253 Insurance services	:	:	:	:	:	:	:	:	:	1 953
260 Financial services	:	:	:	:	:	:	:	:	:	3 721
262 Computer and information services	:	:	:	:	:	:	:	:	:	136
266 Royalties and licence fees	:	:	:	:	:	:	:	:	:	581
268 Other business services	:	:	:	:	:	:	:	:	:	4 827
269 Merchanting and other trade-related serv.	:	:	:	:	:	:	:	:	:	-154
270 Merchanting	:	:	:	:	:	:	:	:	:	-802
271 Other trade related services	:	:	:	:	:	:	:	:	:	648
272 Operational leasing	:	:	:	:	:	:	:	:	:	183
273 Misc. business, prof. and technical serv.	:	:	:	:	:	:	:	:	:	4 798
274 Legal, account., man., cons. and pub. rel.	:	:	:	:	:	:	:	:	:	532
278 Adv., market res. and polling	:	:	:	:	:	:	:	:	:	123
279 Research and development	:	:	:	:	:	:	:	:	:	364
280 Architect., engin. and other technical	:	:	:	:	:	:	:	:	:	1 318
281 Agric., mining and on-site processing	:	:	:	:	:	:	:	:	:	139
284 Other	:	:	:	:	:	:	:	:	:	1 185
285 Serv. between affiliated enterprises, nie	:	:	:	:	:	:	:	:	:	1 138
287 Personal, cultural and recreational services	:	:	:	:	:	:	:	:	:	508
288 Audio-visual and related services	:	:	:	:	:	:	:	:	:	217
289 Other personal, cultural and recreational	:	:	:	:	:	:	:	:	:	291
291 Government services, n i e	:	:	:	:	:	:	:	:	:	382
<b>982 Services not allocated</b>	:	:	:	:	:	:	:	:	:	<b>2 511</b>
<b>300 INCOME</b>	:	:	:	:	:	:	:	:	:	<b>29 424</b>
310 Compensation of employees	:	:	:	:	:	:	:	:	:	1 762
320 Investment Income	:	:	:	:	:	:	:	:	:	27 662
<b>379 CURRENT TRANSFERS</b>	:	:	:	:	:	:	:	:	:	<b>1 172</b>
<b>993 CURRENT ACCOUNT</b>	:	:	:	:	:	:	:	:	:	<b>132 870</b>
<b>994 CAPITAL ACCOUNT</b>	:	:	:	:	:	:	:	:	:	:
<b>010 CURRENT + CAPITAL ACCOUNT</b>	:	:	:	:	:	:	:	:	:	:
<b>995 FINANCIAL ACCOUNT</b>	:	:	:	:	:	:	:	:	:	:
<b>998 NET ERRORS AND OMISSIONS</b>	:	:	:	:	:	:	:	:	:	:

## 11.3.

Reporter: France

Partner: Extra EUR15

	(Mio ECU)									
	1985	1986	1987	1988	1989	1990	1991	1992	1993	1994
	<b>Debit</b>									
<b>100 GOODS</b>	:	:	:	:	:	:	:	:	:	<b>63 762</b>
<b>200 SERVICES</b>	:	:	:	:	:	:	:	:	:	<b>28 615</b>
<b>205 Transportation</b>	:	:	:	:	:	:	:	:	:	<b>8 203</b>
206 Sea transport	:	:	:	:	:	:	:	:	:	2 700
207 Passenger transport on sea	:	:	:	:	:	:	:	:	:	29
208 Freight transport on sea	:	:	:	:	:	:	:	:	:	2 125
209 Support. auxiliary and other services	:	:	:	:	:	:	:	:	:	547
210 Air transport	:	:	:	:	:	:	:	:	:	4 483
211 Passenger transport by air	:	:	:	:	:	:	:	:	:	1 863
212 Freight transport by air	:	:	:	:	:	:	:	:	:	659
213 Supporting, auxiliary and other services	:	:	:	:	:	:	:	:	:	1 961
214 Other transportation	:	:	:	:	:	:	:	:	:	1 020
<b>236 Travel</b>	:	:	:	:	:	:	:	:	:	<b>5 662</b>
<b>981 Other services</b>	:	:	:	:	:	:	:	:	:	<b>13 935</b>
245 Communications services	:	:	:	:	:	:	:	:	:	153
249 Construction services	:	:	:	:	:	:	:	:	:	530
253 Insurance services	:	:	:	:	:	:	:	:	:	1 490
260 Financial services	:	:	:	:	:	:	:	:	:	3 506
262 Computer and information services	:	:	:	:	:	:	:	:	:	321
266 Royalties and licence fees	:	:	:	:	:	:	:	:	:	941
268 Other business services	:	:	:	:	:	:	:	:	:	5 391
269 Merchanting and other trade-related serv.	:	:	:	:	:	:	:	:	:	1 381
270 Merchanting	:	:	:	:	:	:	:	:	:	0
271 Other trade related services	:	:	:	:	:	:	:	:	:	1 381
272 Operational leasing	:	:	:	:	:	:	:	:	:	783
273 Misc. business, prof. and technical serv.	:	:	:	:	:	:	:	:	:	3 227
274 Legal, account., man., cons. and pub. rel.	:	:	:	:	:	:	:	:	:	421
278 Adv., market res. and polling	:	:	:	:	:	:	:	:	:	225
279 Research and development	:	:	:	:	:	:	:	:	:	224
280 Architect., engin. and other technical	:	:	:	:	:	:	:	:	:	510
281 Agric., mining and on-site processing	:	:	:	:	:	:	:	:	:	214
284 Other	:	:	:	:	:	:	:	:	:	784
285 Serv. between affiliated enterprises, nie	:	:	:	:	:	:	:	:	:	848
287 Personal, cultural and recreational services	:	:	:	:	:	:	:	:	:	687
288 Audio-visual and related services	:	:	:	:	:	:	:	:	:	485
289 Other personal, cultural and recreational	:	:	:	:	:	:	:	:	:	202
291 Government services, n i e	:	:	:	:	:	:	:	:	:	917
<b>982 Services not allocated</b>	:	:	:	:	:	:	:	:	:	<b>815</b>
<b>300 INCOME</b>	:	:	:	:	:	:	:	:	:	<b>24 414</b>
310 Compensation of employees	:	:	:	:	:	:	:	:	:	289
320 Investment Income	:	:	:	:	:	:	:	:	:	24 125
<b>379 CURRENT TRANSFERS</b>	:	:	:	:	:	:	:	:	:	<b>4 749</b>
<b>993 CURRENT ACCOUNT</b>	:	:	:	:	:	:	:	:	:	<b>121 540</b>
<b>994 CAPITAL ACCOUNT</b>	:	:	:	:	:	:	:	:	:	:
<b>010 CURRENT + CAPITAL ACCOUNT</b>	:	:	:	:	:	:	:	:	:	:
<b>995 FINANCIAL ACCOUNT</b>	:	:	:	:	:	:	:	:	:	:
<b>998 NET ERRORS AND OMISSIONS</b>	:	:	:	:	:	:	:	:	:	:

## 11.3.

Reporter: France

Partner: Extra EUR15

(Mio ECU)

	1985	1986	1987	1988	1989	1990	1991	1992	1993	1994
	<b>Net</b>									
<b>100 GOODS</b>	:	:	:	:	:	:	:	:	:	<b>2 393</b>
<b>200 SERVICES</b>	:	:	:	:	:	:	:	:	:	<b>7 503</b>
<b>205 Transportation</b>	:	:	:	:	:	:	:	:	:	<b>406</b>
206 Sea transport	:	:	:	:	:	:	:	:	:	-904
207 Passenger transport on sea	:	:	:	:	:	:	:	:	:	-26
208 Freight transport on sea	:	:	:	:	:	:	:	:	:	-862
209 Support. auxiliary and other services	:	:	:	:	:	:	:	:	:	-16
210 Air transport	:	:	:	:	:	:	:	:	:	231
211 Passenger transport by air	:	:	:	:	:	:	:	:	:	-404
212 Freight transport by air	:	:	:	:	:	:	:	:	:	166
213 Supporting, auxiliary and other services	:	:	:	:	:	:	:	:	:	469
214 Other transportation	:	:	:	:	:	:	:	:	:	1 079
<b>236 Travel</b>	:	:	:	:	:	:	:	:	:	<b>5 456</b>
<b>981 Other services</b>	:	:	:	:	:	:	:	:	:	<b>-55</b>
245 Communications services	:	:	:	:	:	:	:	:	:	16
249 Construction services	:	:	:	:	:	:	:	:	:	1 074
253 Insurance services	:	:	:	:	:	:	:	:	:	463
260 Financial services	:	:	:	:	:	:	:	:	:	215
262 Computer and information services	:	:	:	:	:	:	:	:	:	-186
266 Royalties and licence fees	:	:	:	:	:	:	:	:	:	-360
268 Other business services	:	:	:	:	:	:	:	:	:	-563
269 Merchanting and other trade-related serv.	:	:	:	:	:	:	:	:	:	-1 535
270 Merchanting	:	:	:	:	:	:	:	:	:	-802
271 Other trade related services	:	:	:	:	:	:	:	:	:	-733
272 Operational leasing	:	:	:	:	:	:	:	:	:	-599
273 Misc. business, prof. and technical serv.	:	:	:	:	:	:	:	:	:	1 571
274 Legal, account., man., cons. and pub. rel.	:	:	:	:	:	:	:	:	:	111
278 Adv., market res. and polling	:	:	:	:	:	:	:	:	:	-103
279 Research and development	:	:	:	:	:	:	:	:	:	140
280 Architect., engin. and other technical	:	:	:	:	:	:	:	:	:	808
281 Agric., mining and on-site processing	:	:	:	:	:	:	:	:	:	-75
284 Other	:	:	:	:	:	:	:	:	:	401
285 Serv. between affiliated enterprises, nie	:	:	:	:	:	:	:	:	:	290
287 Personal, cultural and recreational services	:	:	:	:	:	:	:	:	:	-179
288 Audio-visual and related services	:	:	:	:	:	:	:	:	:	-268
289 Other personal, cultural and recreational	:	:	:	:	:	:	:	:	:	88
291 Government services, n i e	:	:	:	:	:	:	:	:	:	-535
<b>982 Services not allocated</b>	:	:	:	:	:	:	:	:	:	<b>1 695</b>
<b>300 INCOME</b>	:	:	:	:	:	:	:	:	:	<b>5 010</b>
310 Compensation of employees	:	:	:	:	:	:	:	:	:	1 473
320 Investment Income	:	:	:	:	:	:	:	:	:	3 537
<b>379 CURRENT TRANSFERS</b>	:	:	:	:	:	:	:	:	:	<b>-3 577</b>
<b>993 CURRENT ACCOUNT</b>	:	:	:	:	:	:	:	:	:	<b>11 329</b>
<b>994 CAPITAL ACCOUNT</b>	:	:	:	:	:	:	:	:	:	:
<b>010 CURRENT + CAPITAL ACCOUNT</b>	:	:	:	:	:	:	:	:	:	:
<b>995 FINANCIAL ACCOUNT</b>	:	:	:	:	:	:	:	:	:	:
<b>998 NET ERRORS AND OMISSIONS</b>	:	:	:	:	:	:	:	:	:	:

## 11.3.

Reporter: France

Partner: Extra EUR15

	(in %)									
	1985	1986	1987	1988	1989	1990	1991	1992	1993	1994
	<b>Cover ratio</b>									
<b>100 GOODS</b>	:	:	:	:	:	:	:	:	:	<b>104</b>
<b>200 SERVICES</b>	:	:	:	:	:	:	:	:	:	<b>126</b>
<b>205 Transportation</b>	:	:	:	:	:	:	:	:	:	<b>105</b>
206 Sea transport	:	:	:	:	:	:	:	:	:	67
207 Passenger transport on sea	:	:	:	:	:	:	:	:	:	12
208 Freight transport on sea	:	:	:	:	:	:	:	:	:	59
209 Support. auxiliary and other services	:	:	:	:	:	:	:	:	:	97
210 Air transport	:	:	:	:	:	:	:	:	:	105
211 Passenger transport by air	:	:	:	:	:	:	:	:	:	78
212 Freight transport by air	:	:	:	:	:	:	:	:	:	125
213 Supporting, auxiliary and other services	:	:	:	:	:	:	:	:	:	124
214 Other transportation	:	:	:	:	:	:	:	:	:	206
<b>236 Travel</b>	:	:	:	:	:	:	:	:	:	<b>196</b>
<b>981 Other services</b>	:	:	:	:	:	:	:	:	:	<b>100</b>
245 Communications services	:	:	:	:	:	:	:	:	:	110
249 Construction services	:	:	:	:	:	:	:	:	:	303
253 Insurance services	:	:	:	:	:	:	:	:	:	131
260 Financial services	:	:	:	:	:	:	:	:	:	106
262 Computer and information services	:	:	:	:	:	:	:	:	:	42
266 Royalties and licence fees	:	:	:	:	:	:	:	:	:	62
268 Other business services	:	:	:	:	:	:	:	:	:	90
269 Merchating and other trade-related serv.	:	:	:	:	:	:	:	:	:	-
270 Merchating	:	:	:	:	:	:	:	:	:	:
271 Other trade related services	:	:	:	:	:	:	:	:	:	47
272 Operational leasing	:	:	:	:	:	:	:	:	:	23
273 Misc. business, prof. and technical serv.	:	:	:	:	:	:	:	:	:	149
274 Legal, account., man., cons. and pub. rel.	:	:	:	:	:	:	:	:	:	126
278 Adv., market res. and polling	:	:	:	:	:	:	:	:	:	54
279 Research and development	:	:	:	:	:	:	:	:	:	162
280 Architect., engin. and other technical	:	:	:	:	:	:	:	:	:	258
281 Agric., mining and on-site processing	:	:	:	:	:	:	:	:	:	65
284 Other	:	:	:	:	:	:	:	:	:	151
285 Serv. between affiliated enterprises, nie	:	:	:	:	:	:	:	:	:	134
287 Personal, cultural and recreational services	:	:	:	:	:	:	:	:	:	74
288 Audio-visual and related services	:	:	:	:	:	:	:	:	:	45
289 Other personal, cultural and recreational	:	:	:	:	:	:	:	:	:	144
291 Government services, n i e	:	:	:	:	:	:	:	:	:	42
<b>982 Services not allocated</b>	:	:	:	:	:	:	:	:	:	<b>308</b>
<b>300 INCOME</b>	:	:	:	:	:	:	:	:	:	<b>121</b>
310 Compensation of employees	:	:	:	:	:	:	:	:	:	609
320 Investment Income	:	:	:	:	:	:	:	:	:	115
<b>379 CURRENT TRANSFERS</b>	:	:	:	:	:	:	:	:	:	<b>25</b>
<b>993 CURRENT ACCOUNT</b>	:	:	:	:	:	:	:	:	:	<b>109</b>
<b>994 CAPITAL ACCOUNT</b>	:	:	:	:	:	:	:	:	:	:
<b>010 CURRENT + CAPITAL ACCOUNT</b>	:	:	:	:	:	:	:	:	:	:
<b>995 FINANCIAL ACCOUNT</b>	.	.	.	.	.	.	.	.	.	.
<b>998 NET ERRORS AND OMISSIONS</b>	.	.	.	.	.	.	.	.	.	.

## 11.4.

Reporter: France

Partner: Intra EUR12

(Mio ECU)

	1985	1986	1987	1988	1989	1990	1991	1992	1993	1994
	<b>Credit</b>									
<b>100 GOODS</b>	<b>66 687</b>	<b>68 871</b>	<b>73 759</b>	<b>84 261</b>	<b>95 723</b>	<b>104 126</b>	<b>109 606</b>	<b>113 441</b>	<b>105 604</b>	<b>116 797</b>
<b>200 SERVICES</b>	<b>17 867</b>	<b>17 743</b>	<b>19 104</b>	<b>19 626</b>	<b>23 636</b>	<b>26 489</b>	<b>29 616</b>	<b>34 687</b>	<b>36 243</b>	<b>36 747</b>
<b>205 Transportation</b>	<b>4 969</b>	<b>4 666</b>	<b>4 745</b>	<b>4 844</b>	<b>5 847</b>	<b>6 249</b>	<b>6 722</b>	<b>6 574</b>	<b>6 414</b>	<b>6 542</b>
206 Sea transport	648	606	611	723	812	692	647	1 126	1 196	1 298
207 Passenger transport on sea	89	84	84	135	117	134	155	161	170	159
208 Freight transport on sea	559	523	527	588	696	559	492	966	1 026	734
209 Support. auxiliary and other services	:	:	:	:	:	:	:	:	:	405
210 Air transport	460	430	433	660	872	974	1 089	1 109	1 083	1 657
211 Passenger transport by air	323	302	305	558	747	810	892	897	887	789
212 Freight transport by air	136	127	129	102	126	164	197	213	196	269
213 Supporting, auxiliary and other services	:	:	:	:	:	:	:	:	:	599
214 Other transportation	3 861	3 630	3 700	3 461	4 163	4 583	4 986	4 338	4 136	3 587
<b>236 Travel</b>	<b>3 512</b>	<b>3 607</b>	<b>4 196</b>	<b>4 739</b>	<b>6 122</b>	<b>6 886</b>	<b>7 772</b>	<b>8 708</b>	<b>8 869</b>	<b>8 906</b>
<b>981 Other services</b>	<b>3 549</b>	<b>3 477</b>	<b>3 765</b>	<b>3 582</b>	<b>4 469</b>	<b>5 925</b>	<b>7 407</b>	<b>10 726</b>	<b>13 032</b>	<b>17 530</b>
245 Communications services	142	154	170	132	98	92	177	100	93	130
249 Construction services	258	213	178	132	144	201	364	526	413	311
253 Insurance services	355	312	286	365	546	443	356	482	514	2 392
260 Financial services	195	231	489	555	1 152	2 139	2 602	5 909	7 895	5 491
262 Computer and information services	:	:	:	:	:	:	:	:	:	73
266 Royalties and licence fees	312	342	419	488	438	547	656	641	641	674
268 Other business services	1 922	1 833	1 753	1 554	1 740	2 008	2 744	2 766	3 187	7 658
269 Merchanting and other trade-related serv.	631	354	378	327	569	618	816	374	751	2 679
270 Merchanting	22	-260	-194	-202	104	68	195	127	488	1 965
271 Other trade related services	609	614	572	528	465	550	621	247	263	714
272 Operational leasing	:	:	:	:	:	:	:	:	:	159
273 Misc. business, prof. and technical serv.	1 290	1 479	1 375	1 228	1 171	1 391	1 928	2 392	2 435	4 820
274 Legal, account., man., cons. and pub. rel.	:	:	:	:	:	:	:	:	:	566
278 Adv., market res. and polling	456	494	544	424	378	442	468	265	305	273
279 Research and development	:	:	:	:	:	:	:	:	:	672
280 Architect., engin. and other technical	:	:	:	:	:	:	:	:	:	840
281 Agric., mining and on-site processing	:	:	:	:	:	:	:	:	:	12
284 Other	:	:	:	:	:	:	:	:	:	1 191
285 Serv. between affiliated enterprises, nie	:	:	:	:	:	:	:	:	:	1 267
287 Personal, cultural and recreational services	269	291	321	250	240	397	410	188	190	485
288 Audio-visual and related services	:	:	:	:	:	:	:	:	:	199
289 Other personal, cultural and recreational	:	:	:	:	:	:	:	:	:	286
291 Government services, n i e	97	102	150	107	111	96	98	115	99	316
<b>982 Services not allocated</b>	<b>5 837</b>	<b>5 994</b>	<b>6 398</b>	<b>6 462</b>	<b>7 198</b>	<b>7 429</b>	<b>7 714</b>	<b>8 680</b>	<b>7 928</b>	<b>3 769</b>
<b>300 INCOME</b>	<b>7 233</b>	<b>7 379</b>	<b>7 476</b>	<b>8 008</b>	<b>11 055</b>	<b>18 998</b>	<b>25 103</b>	<b>22 047</b>	<b>26 976</b>	<b>35 492</b>
310 Compensation of employees	816	984	968	1 080	1 006	1 126	1 381	1 452	1 571	818
320 Investment income	6 417	6 395	6 509	6 927	10 049	17 872	23 722	20 595	25 405	34 674
<b>379 CURRENT TRANSFERS</b>	<b>6 402</b>	<b>8 205</b>	<b>8 066</b>	<b>9 283</b>	<b>8 461</b>	<b>9 256</b>	<b>11 470</b>	<b>12 440</b>	<b>12 409</b>	<b>12 763</b>
<b>993 CURRENT ACCOUNT</b>	<b>:</b>	<b>:</b>	<b>:</b>	<b>:</b>	<b>:</b>	<b>:</b>	<b>:</b>	<b>182 616</b>	<b>181 232</b>	<b>201 800</b>
<b>994 CAPITAL ACCOUNT</b>	<b>:</b>	<b>:</b>	<b>:</b>	<b>:</b>	<b>:</b>	<b>:</b>	<b>:</b>	<b>:</b>	<b>:</b>	<b>:</b>
<b>010 CURRENT + CAPITAL ACCOUNT</b>	<b>98 189</b>	<b>102 197</b>	<b>108 405</b>	<b>121 178</b>	<b>138 875</b>	<b>158 869</b>	<b>175 800</b>	<b>:</b>	<b>:</b>	<b>:</b>
<b>995 FINANCIAL ACCOUNT</b>	<b>:</b>	<b>:</b>	<b>:</b>	<b>:</b>	<b>:</b>	<b>:</b>	<b>:</b>	<b>:</b>	<b>:</b>	<b>:</b>
<b>998 NET ERRORS AND OMISSIONS</b>	<b>:</b>	<b>:</b>	<b>:</b>	<b>:</b>	<b>:</b>	<b>:</b>	<b>:</b>	<b>:</b>	<b>:</b>	<b>:</b>



11.4.

Reporter: France

Partner: Intra EUR12

	<i>(Mio ECU)</i>									
	1985	1986	1987	1988	1989	1990	1991	1992	1993	1994
	<b>Debit</b>									
<b>100 GOODS</b>	<b>76 369</b>	<b>76 550</b>	<b>81 959</b>	<b>89 092</b>	<b>102 137</b>	<b>108 763</b>	<b>109 274</b>	<b>107 907</b>	<b>100 092</b>	<b>111 882</b>
<b>200 SERVICES</b>	<b>14 157</b>	<b>14 640</b>	<b>15 733</b>	<b>17 095</b>	<b>19 392</b>	<b>22 412</b>	<b>24 934</b>	<b>28 541</b>	<b>30 444</b>	<b>28 590</b>
<b>205 Transportation</b>	<b>4 524</b>	<b>4 472</b>	<b>4 133</b>	<b>5 100</b>	<b>6 233</b>	<b>6 943</b>	<b>7 655</b>	<b>6 466</b>	<b>6 382</b>	<b>6 416</b>
206 Sea transport	693	639	636	789	856	907	1 068	1 107	1 143	1 475
207 Passenger transport on sea	20	19	19	10	10	9	9	26	21	19
208 Freight transport on sea	672	620	617	779	847	899	1 058	1 080	1 122	975
209 Support. auxiliary and other services	:	:	:	:	:	:	:	:	:	481
210 Air transport	662	611	608	756	855	936	1 015	1 076	1 111	2 068
211 Passenger transport by air	538	497	494	639	755	831	916	959	982	979
212 Freight transport by air	124	115	114	117	100	105	99	117	129	288
213 Supporting, auxiliary and other services	:	:	:	:	:	:	:	:	:	801
214 Other transportation	3 170	3 221	2 890	3 555	4 523	5 100	5 572	4 283	4 127	2 873
<b>236 Travel</b>	<b>2 529</b>	<b>2 878</b>	<b>3 471</b>	<b>3 918</b>	<b>4 395</b>	<b>4 605</b>	<b>4 813</b>	<b>5 101</b>	<b>5 118</b>	<b>5 501</b>
<b>981 Other services</b>	<b>4 334</b>	<b>4 602</b>	<b>5 156</b>	<b>5 097</b>	<b>5 526</b>	<b>6 991</b>	<b>8 446</b>	<b>12 008</b>	<b>14 060</b>	<b>15 434</b>
245 Communications services	153	174	192	181	75	122	192	141	160	188
249 Construction services	107	135	106	139	167	117	207	259	275	177
253 Insurance services	512	536	606	646	815	718	552	724	851	2 482
260 Financial services	240	294	592	603	1 080	2 292	2 891	6 612	8 282	5 170
262 Computer and information services	:	:	:	:	:	:	:	:	:	74
266 Royalties and licence fees	291	312	358	530	405	440	525	649	541	490
268 Other business services	2 292	2 363	2 418	2 181	2 213	2 573	3 191	2 932	3 346	5 944
269 Merchanting and other trade-related serv.	980	970	914	775	678	742	742	377	357	1 029
270 Merchanting	0	0	0	0	0	0	0	0	0	0
271 Other trade related services	980	970	914	775	678	742	742	377	357	1 029
272 Operational leasing	:	:	:	:	:	:	:	:	:	206
273 Misc. business, prof. and technical serv.	1 312	1 392	1 504	1 406	1 535	1 831	2 449	2 556	2 989	4 710
274 Legal, account., man., cons. and pub. rel.	:	:	:	:	:	:	:	:	:	498
278 Adv., market res. and polling	473	538	595	561	543	611	757	402	462	433
279 Research and development	:	:	:	:	:	:	:	:	:	491
280 Architect., engin. and other technical	:	:	:	:	:	:	:	:	:	891
281 Agric., mining and on-site processing	:	:	:	:	:	:	:	:	:	496
284 Other	:	:	:	:	:	:	:	:	:	1 221
285 Serv. between affiliated enterprises, nie	:	:	:	:	:	:	:	:	:	680
287 Personal, cultural and recreational services	337	383	424	399	341	313	453	285	194	581
288 Audio-visual and related services	:	:	:	:	:	:	:	:	:	278
289 Other personal, cultural and recreational	:	:	:	:	:	:	:	:	:	302
291 Government services, n i e	401	406	460	418	430	417	435	406	410	327
<b>982 Services not allocated</b>	<b>2 769</b>	<b>2 689</b>	<b>2 972</b>	<b>2 979</b>	<b>3 238</b>	<b>3 872</b>	<b>4 020</b>	<b>4 967</b>	<b>4 884</b>	<b>1 240</b>
<b>300 INCOME</b>	<b>10 009</b>	<b>9 916</b>	<b>10 025</b>	<b>10 743</b>	<b>14 487</b>	<b>23 126</b>	<b>33 825</b>	<b>32 610</b>	<b>37 293</b>	<b>45 220</b>
310 Compensation of employees	1 282	1 366	1 433	1 581	1 429	1 528	1 762	1 974	2 091	602
320 Investment Income	8 727	8 550	8 591	9 162	13 059	21 598	32 063	30 635	35 202	44 619
<b>379 CURRENT TRANSFERS</b>	<b>7 617</b>	<b>10 519</b>	<b>10 256</b>	<b>12 401</b>	<b>12 286</b>	<b>12 260</b>	<b>15 159</b>	<b>16 759</b>	<b>15 136</b>	<b>18 917</b>
<b>993 CURRENT ACCOUNT</b>	<b>:</b>	<b>:</b>	<b>:</b>	<b>:</b>	<b>:</b>	<b>:</b>	<b>:</b>	<b>185 817</b>	<b>182 965</b>	<b>204 609</b>
<b>994 CAPITAL ACCOUNT</b>	<b>:</b>	<b>:</b>	<b>:</b>	<b>:</b>	<b>:</b>	<b>:</b>	<b>:</b>	<b>:</b>	<b>:</b>	<b>:</b>
<b>010 CURRENT + CAPITAL ACCOUNT</b>	<b>108 151</b>	<b>111 625</b>	<b>117 973</b>	<b>129 331</b>	<b>148 302</b>	<b>166 561</b>	<b>183 199</b>	<b>:</b>	<b>:</b>	<b>:</b>
<b>995 FINANCIAL ACCOUNT</b>	<b>:</b>	<b>:</b>	<b>:</b>	<b>:</b>	<b>:</b>	<b>:</b>	<b>:</b>	<b>:</b>	<b>:</b>	<b>:</b>
<b>998 NET ERRORS AND OMISSIONS</b>	<b>:</b>	<b>:</b>	<b>:</b>	<b>:</b>	<b>:</b>	<b>:</b>	<b>:</b>	<b>:</b>	<b>:</b>	<b>:</b>

## 11.4.

Reporter: France

Partner: Intra EUR12

(Mio ECU)

	1985	1986	1987	1988	1989	1990	1991	1992	1993	1994
	<b>Net</b>									
<b>100 GOODS</b>	<b>-9 681</b>	<b>-7 679</b>	<b>-8 201</b>	<b>-4 830</b>	<b>-6 414</b>	<b>-4 637</b>	<b>333</b>	<b>5 534</b>	<b>5 512</b>	<b>4 916</b>
<b>200 SERVICES</b>	<b>3 710</b>	<b>3 103</b>	<b>3 371</b>	<b>2 531</b>	<b>4 243</b>	<b>4 077</b>	<b>4 682</b>	<b>6 146</b>	<b>5 799</b>	<b>8 157</b>
<b>205 Transportation</b>	<b>445</b>	<b>194</b>	<b>611</b>	<b>-257</b>	<b>-386</b>	<b>-694</b>	<b>-932</b>	<b>108</b>	<b>33</b>	<b>126</b>
206 Sea transport	-44	-33	-24	-66	-44	-215	-420	20	52	-176
207 Passenger transport on sea	69	65	65	125	107	125	146	135	149	140
208 Freight transport on sea	-113	-98	-90	-191	-151	-340	-566	-115	-96	-241
209 Support. auxiliary and other services	:	:	:	:	:	:	:	:	:	-76
210 Air transport	-203	-182	-174	-97	18	38	74	33	-28	-411
211 Passenger transport by air	-215	-194	-189	-82	-8	-21	-25	-62	-94	-190
212 Freight transport by air	12	13	14	-15	26	59	98	95	66	-19
213 Supporting, auxiliary and other services	:	:	:	:	:	:	:	:	:	-201
214 Other transportation	631	409	810	-94	-360	-517	-586	55	8	713
<b>236 Travel</b>	<b>983</b>	<b>729</b>	<b>725</b>	<b>820</b>	<b>1 727</b>	<b>2 280</b>	<b>2 958</b>	<b>3 606</b>	<b>3 750</b>	<b>3 405</b>
<b>981 Other services</b>	<b>-786</b>	<b>-1 126</b>	<b>-1 391</b>	<b>-1 515</b>	<b>-1 057</b>	<b>-1 067</b>	<b>-1 039</b>	<b>-1 282</b>	<b>-1 029</b>	<b>2 096</b>
245 Communications services	-11	-20	-23	-49	23	-30	-15	-41	-67	-58
249 Construction services	150	78	72	-6	-23	84	157	267	138	134
253 Insurance services	-157	-225	-320	-281	-269	-275	-196	-242	-337	-90
260 Financial services	-46	-63	-103	-48	72	-153	-290	-704	-387	321
262 Computer and information services	:	:	:	:	:	:	:	:	:	-1
266 Royalties and licence fees	21	30	61	-42	33	108	131	-8	100	184
268 Other business services	-371	-530	-665	-627	-474	-564	-447	-166	-159	1 713
269 Merchanting and other trade-related serv.	-348	-617	-536	-449	-109	-125	74	-3	394	1 650
270 Merchanting	22	-260	-194	-202	104	68	195	127	488	1 965
271 Other trade related services	-371	-356	-342	-247	-213	-192	-121	-130	-94	-315
272 Operational leasing	:	:	:	:	:	:	:	:	:	-47
273 Misc. business, prof. and technical serv.	-22	87	-129	-178	-365	-440	-521	-164	-553	110
274 Legal, account., man., cons. and pub. rel.	:	:	:	:	:	:	:	:	:	68
278 Adv., market res. and polling	-17	-44	-51	-137	-165	-168	-289	-137	-156	-160
279 Research and development	:	:	:	:	:	:	:	:	:	181
280 Architect., engin. and other technical	:	:	:	:	:	:	:	:	:	-52
281 Agric., mining and on-site processing	:	:	:	:	:	:	:	:	:	-484
284 Other	:	:	:	:	:	:	:	:	:	-30
285 Serv. between affiliated enterprises, nie	:	:	:	:	:	:	:	:	:	587
287 Personal, cultural and recreational services	-68	-92	-103	-150	-101	84	-43	-97	-5	-96
288 Audio-visual and related services	:	:	:	:	:	:	:	:	:	-79
289 Other personal, cultural and recreational	:	:	:	:	:	:	:	:	:	-16
291 Government services, n i e	-304	-304	-310	-311	-319	-321	-337	-291	-311	-12
<b>982 Services not allocated</b>	<b>3 068</b>	<b>3 305</b>	<b>3 426</b>	<b>3 482</b>	<b>3 960</b>	<b>3 557</b>	<b>3 695</b>	<b>3 713</b>	<b>3 044</b>	<b>2 529</b>
<b>300 INCOME</b>	<b>-2 776</b>	<b>-2 537</b>	<b>-2 548</b>	<b>-2 735</b>	<b>-3 432</b>	<b>-4 128</b>	<b>-8 722</b>	<b>-10 562</b>	<b>-10 317</b>	<b>-9 728</b>
310 Compensation of employees	-466	-382	-466	-501	-423	-403	-381	-523	-520	216
320 Investment Income	-2 311	-2 155	-2 082	-2 234	-3 009	-3 726	-8 341	-10 040	-9 797	-9 945
<b>379 CURRENT TRANSFERS</b>	<b>-1 215</b>	<b>-2 314</b>	<b>-2 190</b>	<b>-3 118</b>	<b>-3 825</b>	<b>-3 003</b>	<b>-3 688</b>	<b>-4 319</b>	<b>-2 726</b>	<b>-6 154</b>
<b>993 CURRENT ACCOUNT</b>	<b>:</b>	<b>:</b>	<b>:</b>	<b>:</b>	<b>:</b>	<b>:</b>	<b>:</b>	<b>-3 202</b>	<b>-1 733</b>	<b>-2 810</b>
<b>994 CAPITAL ACCOUNT</b>	<b>:</b>	<b>:</b>	<b>:</b>	<b>:</b>	<b>:</b>	<b>:</b>	<b>:</b>	<b>:</b>	<b>:</b>	<b>:</b>
<b>010 CURRENT + CAPITAL ACCOUNT</b>	<b>-9 963</b>	<b>-9 428</b>	<b>-9 568</b>	<b>-8 153</b>	<b>-9 427</b>	<b>-7 692</b>	<b>-7 398</b>	<b>:</b>	<b>:</b>	<b>:</b>
<b>995 FINANCIAL ACCOUNT</b>	<b>:</b>	<b>:</b>	<b>:</b>	<b>:</b>	<b>:</b>	<b>:</b>	<b>:</b>	<b>:</b>	<b>:</b>	<b>:</b>
<b>998 NET ERRORS AND OMISSIONS</b>	<b>:</b>	<b>:</b>	<b>:</b>	<b>:</b>	<b>:</b>	<b>:</b>	<b>:</b>	<b>:</b>	<b>:</b>	<b>:</b>

## 11.4.

Reporter: France

Partner: Intra EUR12

	<i>(in %)</i>									
	1985	1986	1987	1988	1989	1990	1991	1992	1993	1994
	<b>Cover ratio</b>									
<b>100 GOODS</b>	<b>87</b>	<b>90</b>	<b>90</b>	<b>95</b>	<b>94</b>	<b>96</b>	<b>100</b>	<b>105</b>	<b>106</b>	<b>104</b>
<b>200 SERVICES</b>	<b>126</b>	<b>121</b>	<b>121</b>	<b>115</b>	<b>122</b>	<b>118</b>	<b>119</b>	<b>122</b>	<b>119</b>	<b>129</b>
<b>205 Transportation</b>	<b>110</b>	<b>104</b>	<b>115</b>	<b>95</b>	<b>94</b>	<b>90</b>	<b>88</b>	<b>102</b>	<b>101</b>	<b>102</b>
206 Sea transport	94	95	96	92	95	76	61	102	105	88
207 Passenger transport on sea	436	442	448	1 380	1 222	1 566	1 641	616	805	838
208 Freight transport on sea	83	84	85	75	82	62	46	89	91	75
209 Support, auxiliary and other services	:	:	:	:	:	:	:	:	:	84
210 Air transport	69	70	71	87	102	104	107	103	97	80
211 Passenger transport by air	60	61	62	87	99	98	97	94	90	81
212 Freight transport by air	110	111	113	87	126	156	200	182	151	93
213 Supporting, auxiliary and other services	:	:	:	:	:	:	:	:	:	75
214 Other transportation	122	113	128	97	92	90	89	101	100	125
<b>236 Travel</b>	<b>139</b>	<b>125</b>	<b>121</b>	<b>121</b>	<b>139</b>	<b>150</b>	<b>161</b>	<b>171</b>	<b>173</b>	<b>162</b>
<b>981 Other services</b>	<b>82</b>	<b>76</b>	<b>73</b>	<b>70</b>	<b>81</b>	<b>85</b>	<b>88</b>	<b>89</b>	<b>93</b>	<b>114</b>
245 Communications services	93	88	88	73	131	76	92	71	58	69
249 Construction services	240	158	168	96	86	172	176	203	150	175
253 Insurance services	69	58	47	56	67	62	64	67	60	96
260 Financial services	81	79	83	92	107	93	90	89	95	106
262 Computer and information services	:	:	:	:	:	:	:	:	:	99
266 Royalties and licence fees	107	110	117	92	108	125	125	99	118	137
268 Other business services	84	78	72	71	79	78	86	94	95	129
269 Merchanting and other trade-related serv.	64	36	41	42	84	83	110	99	210	260
270 Merchanting	:	:	:	:	:	:	:	:	:	:
271 Other trade related services	62	63	63	68	69	74	84	66	74	69
272 Operational leasing	:	:	:	:	:	:	:	:	:	77
273 Misc. business, prof. and technical serv.	98	106	91	87	76	76	79	94	81	102
274 Legal, account., man., cons. and pub. rel.	:	:	:	:	:	:	:	:	:	114
278 Adv., market res. and polling	96	92	91	76	70	72	62	66	66	63
279 Research and development	:	:	:	:	:	:	:	:	:	137
280 Architect., engin. and other technical	:	:	:	:	:	:	:	:	:	94
281 Agric., mining and on-site processing	:	:	:	:	:	:	:	:	:	2
284 Other	:	:	:	:	:	:	:	:	:	98
285 Serv. between affiliated enterprises, nie	:	:	:	:	:	:	:	:	:	186
287 Personal, cultural and recreational services	80	76	76	62	70	127	91	66	98	84
288 Audio-visual and related services	:	:	:	:	:	:	:	:	:	71
289 Other personal, cultural and recreational	:	:	:	:	:	:	:	:	:	95
291 Government services, n i e	24	25	33	26	26	23	23	28	24	96
<b>982 Services not allocated</b>	<b>211</b>	<b>223</b>	<b>215</b>	<b>217</b>	<b>222</b>	<b>192</b>	<b>192</b>	<b>175</b>	<b>162</b>	<b>304</b>
<b>300 INCOME</b>	<b>72</b>	<b>74</b>	<b>75</b>	<b>75</b>	<b>76</b>	<b>82</b>	<b>74</b>	<b>68</b>	<b>72</b>	<b>78</b>
310 Compensation of employees	64	72	68	68	70	74	78	74	75	136
320 Investment Income	74	75	76	76	77	83	74	67	72	78
<b>379 CURRENT TRANSFERS</b>	<b>84</b>	<b>78</b>	<b>79</b>	<b>75</b>	<b>69</b>	<b>76</b>	<b>76</b>	<b>74</b>	<b>82</b>	<b>67</b>
<b>993 CURRENT ACCOUNT</b>	<b>:</b>	<b>:</b>	<b>:</b>	<b>:</b>	<b>:</b>	<b>:</b>	<b>:</b>	<b>98</b>	<b>99</b>	<b>99</b>
<b>994 CAPITAL ACCOUNT</b>	<b>:</b>	<b>:</b>	<b>:</b>	<b>:</b>	<b>:</b>	<b>:</b>	<b>:</b>	<b>:</b>	<b>:</b>	<b>:</b>
<b>010 CURRENT + CAPITAL ACCOUNT</b>	<b>91</b>	<b>92</b>	<b>92</b>	<b>94</b>	<b>94</b>	<b>95</b>	<b>96</b>	<b>:</b>	<b>:</b>	<b>:</b>
<b>995 FINANCIAL ACCOUNT</b>	<b>.</b>	<b>.</b>	<b>.</b>	<b>.</b>	<b>.</b>	<b>.</b>	<b>.</b>	<b>.</b>	<b>.</b>	<b>.</b>
<b>998 NET ERRORS AND OMISSIONS</b>	<b>.</b>	<b>.</b>	<b>.</b>	<b>.</b>	<b>.</b>	<b>.</b>	<b>.</b>	<b>.</b>	<b>.</b>	<b>.</b>

## 11.5.

Reporter: France

Partner: Extra EUR12

	(Mio ECU)									
	1985	1986	1987	1988	1989	1990	1991	1992	1993	1994
	<b>Credit</b>									
<b>100 GOODS</b>	<b>59 161</b>	<b>52 566</b>	<b>48 833</b>	<b>52 734</b>	<b>61 028</b>	<b>61 072</b>	<b>61 022</b>	<b>64 576</b>	<b>64 523</b>	<b>71 230</b>
<b>200 SERVICES</b>	<b>27 671</b>	<b>24 514</b>	<b>23 872</b>	<b>25 502</b>	<b>31 209</b>	<b>32 715</b>	<b>32 946</b>	<b>39 096</b>	<b>42 865</b>	<b>37 664</b>
<b>205 Transportation</b>	<b>5 108</b>	<b>4 754</b>	<b>4 757</b>	<b>5 847</b>	<b>7 534</b>	<b>6 794</b>	<b>7 375</b>	<b>7 816</b>	<b>8 886</b>	<b>8 943</b>
206 Sea transport	963	901	908	987	969	920	1 053	1 169	608	1 840
207 Passenger transport on sea	47	44	44	9	13	9	11	6	4	4
208 Freight transport on sea	917	857	865	978	956	912	1 042	1 164	604	1 285
209 Support. auxiliary and other services	:	:	:	:	:	:	:	:	:	551
210 Air transport	1 307	1 222	1 233	1 215	1 991	1 967	2 123	2 185	2 216	4 866
211 Passenger transport by air	921	861	869	763	1 543	1 510	1 612	1 587	1 624	1 521
212 Freight transport by air	386	361	364	452	448	457	511	598	592	846
213 Supporting, auxiliary and other services	:	:	:	:	:	:	:	:	:	2 499
214 Other transportation	2 837	2 631	2 616	3 645	4 574	3 907	4 199	4 462	6 062	2 237
<b>236 Travel</b>	<b>6 989</b>	<b>6 298</b>	<b>6 102</b>	<b>6 929</b>	<b>8 635</b>	<b>9 012</b>	<b>9 509</b>	<b>10 763</b>	<b>11 111</b>	<b>11 607</b>
<b>981 Other services</b>	<b>9 297</b>	<b>7 643</b>	<b>6 987</b>	<b>6 743</b>	<b>8 424</b>	<b>10 015</b>	<b>9 309</b>	<b>12 524</b>	<b>15 664</b>	<b>14 441</b>
245 Communications services	408	399	385	272	247	301	238	178	254	175
249 Construction services	2 258	1 353	1 287	1 020	1 084	1 192	1 354	1 597	1 586	1 610
253 Insurance services	896	856	743	893	633	776	509	831	987	2 022
260 Financial services	517	816	1 065	1 229	2 525	3 393	2 422	4 997	7 201	3 836
262 Computer and information services	:	:	:	:	:	:	:	:	:	137
266 Royalties and licence fees	342	335	333	452	481	469	500	617	635	604
268 Other business services	4 274	3 242	2 567	2 347	2 957	3 316	3 669	3 555	4 395	5 149
269 Merchanting and other trade-related serv.	831	264	140	129	504	698	755	383	1 031	-5
270 Merchanting	32	-347	-276	-289	137	104	269	217	856	-698
271 Other trade related services	799	611	416	418	367	595	487	166	175	693
272 Operational leasing	:	:	:	:	:	:	:	:	:	188
273 Misc. business, prof. and technical serv.	3 443	2 978	2 427	2 218	2 453	2 618	2 913	3 172	3 364	4 966
274 Legal, account., man., cons. and pub. rel.	:	:	:	:	:	:	:	:	:	544
278 Adv., market res. and polling	422	389	341	222	204	198	236	139	145	135
279 Research and development	:	:	:	:	:	:	:	:	:	373
280 Architect., engin. and other technical	:	:	:	:	:	:	:	:	:	1 305
281 Agric., mining and on-site processing	:	:	:	:	:	:	:	:	:	148
284 Other	:	:	:	:	:	:	:	:	:	1 277
285 Serv. between affiliated enterprises, nie	:	:	:	:	:	:	:	:	:	1 184
287 Personal, cultural and recreational services	318	299	271	181	165	231	245	300	182	523
288 Audio-visual and related services	:	:	:	:	:	:	:	:	:	223
289 Other personal, cultural and recreational	:	:	:	:	:	:	:	:	:	300
291 Government services, n i e	284	344	336	349	333	336	372	449	425	385
<b>982 Services not allocated</b>	<b>6 277</b>	<b>5 820</b>	<b>6 026</b>	<b>5 983</b>	<b>6 617</b>	<b>6 893</b>	<b>6 753</b>	<b>7 992</b>	<b>7 204</b>	<b>2 673</b>
<b>300 INCOME</b>	<b>22 061</b>	<b>17 890</b>	<b>17 001</b>	<b>18 599</b>	<b>22 431</b>	<b>24 966</b>	<b>31 642</b>	<b>40 397</b>	<b>49 351</b>	<b>30 009</b>
310 Compensation of employees	1 261	1 332	1 439	1 803	1 790	1 794	1 941	1 885	1 956	1 785
320 Investment Income	20 800	16 557	15 562	16 796	20 641	23 172	29 701	38 512	47 395	28 224
<b>379 CURRENT TRANSFERS</b>	<b>1 244</b>	<b>1 431</b>	<b>1 394</b>	<b>1 818</b>	<b>2 166</b>	<b>2 526</b>	<b>3 885</b>	<b>3 733</b>	<b>2 049</b>	<b>1 203</b>
<b>993 CURRENT ACCOUNT</b>	<b>:</b>	<b>:</b>	<b>:</b>	<b>:</b>	<b>:</b>	<b>:</b>	<b>:</b>	<b>147 802</b>	<b>158 788</b>	<b>140 106</b>
<b>994 CAPITAL ACCOUNT</b>	<b>:</b>	<b>:</b>	<b>:</b>	<b>:</b>	<b>:</b>	<b>:</b>	<b>:</b>	<b>:</b>	<b>:</b>	<b>:</b>
<b>010 CURRENT + CAPITAL ACCOUNT</b>	<b>110 138</b>	<b>96 401</b>	<b>91 100</b>	<b>98 653</b>	<b>116 834</b>	<b>121 279</b>	<b>129 496</b>	<b>:</b>	<b>:</b>	<b>:</b>
<b>995 FINANCIAL ACCOUNT</b>	<b>:</b>	<b>:</b>	<b>:</b>	<b>:</b>	<b>:</b>	<b>:</b>	<b>:</b>	<b>:</b>	<b>:</b>	<b>:</b>
<b>998 NET ERRORS AND OMISSIONS</b>	<b>:</b>	<b>:</b>	<b>:</b>	<b>:</b>	<b>:</b>	<b>:</b>	<b>:</b>	<b>:</b>	<b>:</b>	<b>:</b>

## 11.5.

Reporter: France

Partner: Extra EUR12

	(Mio ECU)									
	1985	1986	1987	1988	1989	1990	1991	1992	1993	1994
	<b>Debit</b>									
<b>100 GOODS</b>	<b>56 625</b>	<b>47 094</b>	<b>48 174</b>	<b>54 649</b>	<b>64 065</b>	<b>66 780</b>	<b>68 956</b>	<b>68 222</b>	<b>63 354</b>	<b>69 300</b>
<b>200 SERVICES</b>	<b>18 691</b>	<b>17 751</b>	<b>18 097</b>	<b>19 122</b>	<b>22 501</b>	<b>24 994</b>	<b>24 764</b>	<b>30 865</b>	<b>34 167</b>	<b>29 800</b>
<b>205 Transportation</b>	<b>4 888</b>	<b>4 217</b>	<b>4 505</b>	<b>4 720</b>	<b>6 691</b>	<b>7 158</b>	<b>7 389</b>	<b>9 159</b>	<b>9 867</b>	<b>8 644</b>
206 Sea transport	1 036	957	951	1 015	1 295	1 206	1 409	2 028	1 706	2 751
207 Passenger transport on sea	13	12	12	25	23	23	32	30	26	29
208 Freight transport on sea	1 023	944	939	990	1 272	1 183	1 377	1 997	1 680	2 167
209 Support. auxiliary and other services	:	:	:	:	:	:	:	:	:	554
210 Air transport	1 861	1 717	1 707	1 876	1 967	2 103	2 036	2 377	2 424	4 692
211 Passenger transport by air	1 517	1 400	1 392	1 505	1 682	1 840	1 764	1 931	1 996	1 987
212 Freight transport by air	344	317	315	371	285	264	271	446	428	675
213 Supporting, auxiliary and other services	:	:	:	:	:	:	:	:	:	2 030
214 Other transportation	1 991	1 543	1 846	1 829	3 429	3 849	3 943	4 755	5 738	1 202
<b>236 Travel</b>	<b>3 497</b>	<b>3 756</b>	<b>3 897</b>	<b>4 303</b>	<b>4 717</b>	<b>5 180</b>	<b>5 153</b>	<b>5 653</b>	<b>5 811</b>	<b>5 801</b>
<b>981 Other services</b>	<b>7 105</b>	<b>6 943</b>	<b>6 810</b>	<b>7 116</b>	<b>8 005</b>	<b>9 286</b>	<b>8 536</b>	<b>11 515</b>	<b>14 284</b>	<b>14 480</b>
245 Communications services	243	245	248	181	160	129	141	140	206	153
249 Construction services	650	477	346	404	419	353	403	503	526	539
253 Insurance services	572	534	568	469	577	552	400	822	1 003	1 529
260 Financial services	460	750	1 066	1 407	2 402	3 358	2 549	4 637	7 203	3 639
262 Computer and information services	:	:	:	:	:	:	:	:	:	321
266 Royalties and licence fees	836	781	842	1 114	1 010	856	919	1 002	1 040	1 106
268 Other business services	3 261	3 063	2 667	2 527	2 476	2 913	2 956	3 157	2 979	5 560
269 Merchanting and other trade-related serv.	1 786	1 498	1 277	1 093	1 039	1 141	1 136	872	1 042	1 419
270 Merchanting	0	0	0	0	0	0	0	0	0	0
271 Other trade related services	1 786	1 498	1 277	1 093	1 039	1 141	1 136	872	1 042	1 419
272 Operational leasing	:	:	:	:	:	:	:	:	:	800
273 Misc. business, prof. and technical serv.	1 475	1 565	1 390	1 434	1 438	1 772	1 820	2 285	1 936	3 341
274 Legal, account., man., cons. and pub. rel.	:	:	:	:	:	:	:	:	:	416
278 Adv., market res. and polling	355	339	326	198	183	185	198	153	188	237
279 Research and development	:	:	:	:	:	:	:	:	:	241
280 Architect., engin. and other technical	:	:	:	:	:	:	:	:	:	527
281 Agric., mining and on-site processing	:	:	:	:	:	:	:	:	:	209
284 Other	:	:	:	:	:	:	:	:	:	838
285 Serv. between affiliated enterprises, nie	:	:	:	:	:	:	:	:	:	873
287 Personal, cultural and recreational services	341	334	330	222	193	342	358	411	393	702
288 Audio-visual and related services	:	:	:	:	:	:	:	:	:	492
289 Other personal, cultural and recreational	:	:	:	:	:	:	:	:	:	209
291 Government services, n i e	742	759	742	791	767	782	811	845	936	932
<b>982 Services not allocated</b>	<b>3 201</b>	<b>2 835</b>	<b>2 886</b>	<b>2 982</b>	<b>3 088</b>	<b>3 371</b>	<b>3 686</b>	<b>4 538</b>	<b>4 204</b>	<b>875</b>
<b>300 INCOME</b>	<b>21 787</b>	<b>16 477</b>	<b>15 267</b>	<b>16 147</b>	<b>19 571</b>	<b>22 534</b>	<b>27 097</b>	<b>36 232</b>	<b>46 077</b>	<b>25 408</b>
310 Compensation of employees	1 714	1 579	1 434	1 656	1 494	1 594	1 576	1 780	1 716	306
320 Investment Income	20 073	14 899	13 833	14 491	18 077	20 940	25 522	34 452	44 361	25 102
<b>379 CURRENT TRANSFERS</b>	<b>3 508</b>	<b>3 782</b>	<b>3 844</b>	<b>4 470</b>	<b>5 916</b>	<b>5 946</b>	<b>6 126</b>	<b>6 293</b>	<b>4 493</b>	<b>4 780</b>
<b>993 CURRENT ACCOUNT</b>	<b>:</b>	<b>:</b>	<b>:</b>	<b>:</b>	<b>:</b>	<b>:</b>	<b>:</b>	<b>141 612</b>	<b>148 091</b>	<b>129 288</b>
<b>994 CAPITAL ACCOUNT</b>	<b>:</b>	<b>:</b>	<b>:</b>	<b>:</b>	<b>:</b>	<b>:</b>	<b>:</b>	<b>:</b>	<b>:</b>	<b>:</b>
<b>010 CURRENT + CAPITAL ACCOUNT</b>	<b>100 611</b>	<b>85 103</b>	<b>85 382</b>	<b>94 388</b>	<b>112 886</b>	<b>124 571</b>	<b>127 397</b>	<b>:</b>	<b>:</b>	<b>:</b>
<b>995 FINANCIAL ACCOUNT</b>	<b>:</b>	<b>:</b>	<b>:</b>	<b>:</b>	<b>:</b>	<b>:</b>	<b>:</b>	<b>:</b>	<b>:</b>	<b>:</b>
<b>998 NET ERRORS AND OMISSIONS</b>	<b>:</b>	<b>:</b>	<b>:</b>	<b>:</b>	<b>:</b>	<b>:</b>	<b>:</b>	<b>:</b>	<b>:</b>	<b>:</b>

## 11.5.

Reporter: France

Partner: Extra EUR12

	(Mio ECU)									
	1985	1986	1987	1988	1989	1990	1991	1992	1993	1994
	<b>Net</b>									
<b>100 GOODS</b>	<b>2 536</b>	<b>5 472</b>	<b>659</b>	<b>-1 914</b>	<b>-3 037</b>	<b>-5 708</b>	<b>-7 934</b>	<b>-3 646</b>	<b>1 169</b>	<b>1 930</b>
<b>200 SERVICES</b>	<b>8 980</b>	<b>6 764</b>	<b>5 775</b>	<b>6 379</b>	<b>8 708</b>	<b>7 721</b>	<b>8 182</b>	<b>8 231</b>	<b>8 698</b>	<b>7 864</b>
<b>205 Transportation</b>	<b>219</b>	<b>536</b>	<b>252</b>	<b>1 126</b>	<b>842</b>	<b>-364</b>	<b>-14</b>	<b>-1 343</b>	<b>-981</b>	<b>299</b>
206 Sea transport	-73	-56	-43	-28	-326	-285	-356	-858	-1 098	-911
207 Passenger transport on sea	33	31	32	-16	-10	-14	-21	-25	-22	-26
208 Freight transport on sea	-106	-87	-74	-12	-316	-271	-335	-834	-1 075	-882
209 Support. auxiliary and other services	:	:	:	:	:	:	:	:	:	-3
210 Air transport	-553	-496	-475	-661	24	-136	87	-192	-207	174
211 Passenger transport by air	-596	-539	-524	-742	-139	-330	-152	-344	-371	-466
212 Freight transport by air	43	44	49	81	163	194	239	152	164	172
213 Supporting, auxiliary and other services	:	:	:	:	:	:	:	:	:	469
214 Other transportation	846	1 088	770	1 816	1 145	58	255	-293	324	1 035
<b>236 Travel</b>	<b>3 493</b>	<b>2 542</b>	<b>2 205</b>	<b>2 625</b>	<b>3 918</b>	<b>3 833</b>	<b>4 356</b>	<b>5 110</b>	<b>5 300</b>	<b>5 806</b>
<b>981 Other services</b>	<b>2 192</b>	<b>700</b>	<b>177</b>	<b>-374</b>	<b>419</b>	<b>730</b>	<b>773</b>	<b>1 009</b>	<b>1 380</b>	<b>-39</b>
245 Communications services	166	154	137	91	86	172	98	38	48	22
249 Construction services	1 607	876	941	615	665	839	951	1 094	1 060	1 071
253 Insurance services	324	322	174	424	56	224	108	10	-16	493
260 Financial services	57	65	-1	-178	123	35	-127	360	-2	197
262 Computer and information services	:	:	:	:	:	:	:	:	:	-184
266 Royalties and licence fees	-493	-446	-509	-662	-529	-387	-419	-385	-405	-502
268 Other business services	1 013	179	-100	-180	481	404	712	398	1 416	-410
269 Merchandising and other trade-related serv.	-955	-1 234	-1 137	-964	-535	-443	-381	-489	-11	-1 424
270 Merchandising	32	-347	-276	-289	137	104	269	217	856	-698
271 Other trade related services	-998	-887	-861	-675	-672	-547	-650	-705	-867	-726
272 Operational leasing	:	:	:	:	:	:	:	:	:	-612
273 Misc. business, prof. and technical serv.	1 968	1 413	1 037	784	1 016	847	1 093	887	1 427	1 625
274 Legal, account., man., cons. and pub. rel.	:	:	:	:	:	:	:	:	:	127
278 Adv., market res. and polling	67	50	15	23	20	13	38	-14	-43	-102
279 Research and development	:	:	:	:	:	:	:	:	:	132
280 Architect., engin. and other technical	:	:	:	:	:	:	:	:	:	778
281 Agric., mining and on-site processing	:	:	:	:	:	:	:	:	:	-60
284 Other	:	:	:	:	:	:	:	:	:	439
285 Serv. between affiliated enterprises, nie	:	:	:	:	:	:	:	:	:	311
287 Personal, cultural and recreational services	-23	-36	-60	-41	-28	-111	-113	-111	-211	-178
288 Audio-visual and related services	:	:	:	:	:	:	:	:	:	-269
289 Other personal, cultural and recreational	:	:	:	:	:	:	:	:	:	91
291 Government services, n i e	-458	-415	-406	-442	-435	-446	-438	-396	-510	-546
<b>982 Services not allocated</b>	<b>3 076</b>	<b>2 986</b>	<b>3 140</b>	<b>3 001</b>	<b>3 529</b>	<b>3 523</b>	<b>3 066</b>	<b>3 455</b>	<b>2 999</b>	<b>1 798</b>
<b>300 INCOME</b>	<b>274</b>	<b>1 413</b>	<b>1 734</b>	<b>2 452</b>	<b>2 860</b>	<b>2 432</b>	<b>4 545</b>	<b>4 165</b>	<b>3 275</b>	<b>4 601</b>
310 Compensation of employees	-453	-246	6	147	297	200	365	105	240	1 479
320 Investment Income	728	1 659	1 729	2 305	2 564	2 232	4 180	4 060	3 035	3 122
<b>379 CURRENT TRANSFERS</b>	<b>-2 263</b>	<b>-2 351</b>	<b>-2 450</b>	<b>-2 652</b>	<b>-3 750</b>	<b>-3 420</b>	<b>-2 242</b>	<b>-2 560</b>	<b>-2 444</b>	<b>-3 577</b>
<b>993 CURRENT ACCOUNT</b>	<b>:</b>	<b>:</b>	<b>:</b>	<b>:</b>	<b>:</b>	<b>:</b>	<b>:</b>	<b>6 191</b>	<b>10 697</b>	<b>10 818</b>
<b>994 CAPITAL ACCOUNT</b>	<b>:</b>	<b>:</b>	<b>:</b>	<b>:</b>	<b>:</b>	<b>:</b>	<b>:</b>	<b>:</b>	<b>:</b>	<b>:</b>
<b>010 CURRENT + CAPITAL ACCOUNT</b>	<b>9 527</b>	<b>11 298</b>	<b>5 719</b>	<b>4 266</b>	<b>3 948</b>	<b>-3 292</b>	<b>2 099</b>	<b>:</b>	<b>:</b>	<b>:</b>
<b>995 FINANCIAL ACCOUNT</b>	<b>:</b>	<b>:</b>	<b>:</b>	<b>:</b>	<b>:</b>	<b>:</b>	<b>:</b>	<b>:</b>	<b>:</b>	<b>:</b>
<b>998 NET ERRORS AND OMISSIONS</b>	<b>:</b>	<b>:</b>	<b>:</b>	<b>:</b>	<b>:</b>	<b>:</b>	<b>:</b>	<b>:</b>	<b>:</b>	<b>:</b>

## 11.5.

Reporter: France

Partner: Extra EUR12

	(in %)									
	1985	1986	1987	1988	1989	1990	1991	1992	1993	1994
	<b>Cover ratio</b>									
<b>100 GOODS</b>	<b>104</b>	<b>112</b>	<b>101</b>	<b>96</b>	<b>95</b>	<b>91</b>	<b>88</b>	<b>95</b>	<b>102</b>	<b>103</b>
<b>200 SERVICES</b>	<b>148</b>	<b>138</b>	<b>132</b>	<b>133</b>	<b>139</b>	<b>131</b>	<b>133</b>	<b>127</b>	<b>125</b>	<b>126</b>
<b>205 Transportation</b>	<b>104</b>	<b>113</b>	<b>106</b>	<b>124</b>	<b>113</b>	<b>95</b>	<b>100</b>	<b>85</b>	<b>90</b>	<b>103</b>
206 Sea transport	93	94	96	97	75	76	75	58	36	67
207 Passenger transport on sea	350	355	360	35	56	39	34	18	14	13
208 Freight transport on sea	90	91	92	99	75	77	76	58	36	59
209 Support. auxiliary and other services	:	:	:	:	:	:	:	:	:	99
210 Air transport	70	71	72	65	101	94	104	92	91	104
211 Passenger transport by air	61	61	62	51	92	82	91	82	81	77
212 Freight transport by air	112	114	115	122	157	174	188	134	138	125
213 Supporting, auxiliary and other services	:	:	:	:	:	:	:	:	:	123
214 Other transportation	142	171	142	199	133	101	106	94	106	186
<b>236 Travel</b>	<b>200</b>	<b>168</b>	<b>157</b>	<b>161</b>	<b>183</b>	<b>174</b>	<b>185</b>	<b>190</b>	<b>191</b>	<b>200</b>
<b>981 Other services</b>	<b>131</b>	<b>110</b>	<b>103</b>	<b>95</b>	<b>105</b>	<b>108</b>	<b>109</b>	<b>109</b>	<b>110</b>	<b>100</b>
245 Communications services	168	163	155	150	154	233	169	127	123	114
249 Construction services	347	284	372	252	259	338	336	318	302	299
253 Insurance services	157	160	131	190	110	141	127	101	98	132
260 Financial services	112	109	100	87	105	101	95	108	100	105
262 Computer and information services	:	:	:	:	:	:	:	:	:	43
266 Royalties and licence fees	41	43	40	41	48	55	54	62	61	55
268 Other business services	131	106	96	93	119	114	124	113	148	93
269 Merchanting and other trade-related serv.	47	18	11	12	49	61	66	44	99	-
270 Merchanting	:	:	:	:	:	:	:	:	:	:
271 Other trade related services	45	41	33	38	35	52	43	19	17	49
272 Operational leasing	:	:	:	:	:	:	:	:	:	24
273 Misc. business, prof. and technical serv.	233	190	175	155	171	148	160	139	174	149
274 Legal, account., man., cons. and pub. rel.	:	:	:	:	:	:	:	:	:	131
278 Adv., market res. and polling	119	115	105	112	111	107	119	91	77	57
279 Research and development	:	:	:	:	:	:	:	:	:	155
280 Architect., engin. and other technical	:	:	:	:	:	:	:	:	:	248
281 Agric., mining and on-site processing	:	:	:	:	:	:	:	:	:	71
284 Other	:	:	:	:	:	:	:	:	:	152
285 Serv. between affiliated enterprises, nie	:	:	:	:	:	:	:	:	:	136
287 Personal, cultural and recreational services	93	89	82	82	85	68	68	73	46	75
288 Audio-visual and related services	:	:	:	:	:	:	:	:	:	45
289 Other personal, cultural and recreational	:	:	:	:	:	:	:	:	:	143
291 Government services, n i e	38	45	45	44	43	43	46	53	45	41
<b>982 Services not allocated</b>	<b>196</b>	<b>205</b>	<b>209</b>	<b>201</b>	<b>214</b>	<b>205</b>	<b>183</b>	<b>176</b>	<b>171</b>	<b>306</b>
<b>300 INCOME</b>	<b>101</b>	<b>109</b>	<b>111</b>	<b>115</b>	<b>115</b>	<b>111</b>	<b>117</b>	<b>111</b>	<b>107</b>	<b>118</b>
310 Compensation of employees	74	84	100	109	120	113	123	106	114	583
320 Investment Income	104	111	112	116	114	111	116	112	107	112
<b>379 CURRENT TRANSFERS</b>	<b>35</b>	<b>38</b>	<b>36</b>	<b>41</b>	<b>37</b>	<b>42</b>	<b>63</b>	<b>59</b>	<b>46</b>	<b>25</b>
<b>993 CURRENT ACCOUNT</b>	<b>:</b>	<b>:</b>	<b>:</b>	<b>:</b>	<b>:</b>	<b>:</b>	<b>:</b>	<b>104</b>	<b>107</b>	<b>108</b>
<b>994 CAPITAL ACCOUNT</b>	<b>:</b>	<b>:</b>	<b>:</b>	<b>:</b>	<b>:</b>	<b>:</b>	<b>:</b>	<b>:</b>	<b>:</b>	<b>:</b>
<b>010 CURRENT + CAPITAL ACCOUNT</b>	<b>109</b>	<b>113</b>	<b>107</b>	<b>105</b>	<b>103</b>	<b>97</b>	<b>102</b>	<b>:</b>	<b>:</b>	<b>:</b>
<b>995 FINANCIAL ACCOUNT</b>	<b>-</b>	<b>-</b>	<b>-</b>	<b>-</b>	<b>-</b>	<b>-</b>	<b>-</b>	<b>-</b>	<b>-</b>	<b>-</b>
<b>998 NET ERRORS AND OMISSIONS</b>	<b>-</b>	<b>-</b>	<b>-</b>	<b>-</b>	<b>-</b>	<b>-</b>	<b>-</b>	<b>-</b>	<b>-</b>	<b>-</b>

**11.6.**
**Reporter: France**
**Partner: USA**

(Mio ECU)

	1985	1986	1987	1988	1989	1990	1991	1992	1993	1994
	<b>Credit</b>									
<b>100 GOODS</b>	<b>11 151</b>	<b>9 208</b>	<b>9 182</b>	<b>10 508</b>	<b>11 628</b>	<b>10 155</b>	<b>10 950</b>	<b>11 440</b>	<b>12 283</b>	<b>13 437</b>
<b>200 SERVICES</b>	<b>9 503</b>	<b>7 864</b>	<b>7 999</b>	<b>7 919</b>	<b>10 135</b>	<b>10 019</b>	<b>9 250</b>	<b>11 127</b>	<b>13 441</b>	<b>14 098</b>
<b>205 Transportation</b>	<b>1 332</b>	<b>1 076</b>	<b>1 307</b>	<b>1 703</b>	<b>2 298</b>	<b>1 863</b>	<b>2 144</b>	<b>1 997</b>	<b>2 170</b>	<b>2 224</b>
206 Sea transport	:	:	:	:	:	:	:	:	:	747
207 Passenger transport on sea	:	:	:	:	:	:	:	:	:	1
208 Freight transport on sea	:	:	:	:	:	:	:	:	:	482
209 Support. auxiliary and other services	:	:	:	:	:	:	:	:	:	264
210 Air transport	:	:	:	:	:	:	:	:	:	901
211 Passenger transport by air	:	:	:	:	:	:	:	:	:	412
212 Freight transport by air	:	:	:	:	:	:	:	:	:	279
213 Supporting, auxiliary and other services	:	:	:	:	:	:	:	:	:	210
214 Other transportation	:	:	:	:	:	:	:	:	:	575
<b>236 Travel</b>	<b>3 573</b>	<b>2 661</b>	<b>2 206</b>	<b>2 124</b>	<b>2 836</b>	<b>2 438</b>	<b>2 123</b>	<b>2 545</b>	<b>2 798</b>	<b>2 814</b>
<b>981 Other services</b>	<b>3 679</b>	<b>3 275</b>	<b>3 473</b>	<b>3 040</b>	<b>3 953</b>	<b>4 669</b>	<b>3 989</b>	<b>5 764</b>	<b>7 674</b>	<b>8 384</b>
245 Communications services	:	:	:	:	:	:	:	:	:	115
249 Construction services	:	:	:	:	:	:	:	:	:	105
253 Insurance services	:	:	:	:	:	:	:	:	:	1 207
260 Financial services	:	:	:	:	:	:	:	:	:	2 640
262 Computer and information services	:	:	:	:	:	:	:	:	:	121
266 Royalties and licence fees	:	:	:	:	:	:	:	:	:	221
268 Other business services	:	:	:	:	:	:	:	:	:	3 800
269 Merchanting and other trade-related serv.	:	:	:	:	:	:	:	:	:	2 339
270 Merchanting	:	:	:	:	:	:	:	:	:	2 072
271 Other trade related services	:	:	:	:	:	:	:	:	:	268
272 Operational leasing	:	:	:	:	:	:	:	:	:	126
273 Misc. business, prof. and technical serv.	:	:	:	:	:	:	:	:	:	1 334
274 Legal, account., man., cons. and pub. rel.	:	:	:	:	:	:	:	:	:	111
278 Adv., market res. and polling	:	:	:	:	:	:	:	:	:	46
279 Research and development	:	:	:	:	:	:	:	:	:	151
280 Architect., engin. and other technical	:	:	:	:	:	:	:	:	:	206
281 Agric., mining and on-site processing	:	:	:	:	:	:	:	:	:	81
284 Other	:	:	:	:	:	:	:	:	:	298
285 Serv. between affiliated enterprises, nie	:	:	:	:	:	:	:	:	:	441
287 Personal, cultural and recreational services	:	:	:	:	:	:	:	:	:	143
288 Audio-visual and related services	:	:	:	:	:	:	:	:	:	73
289 Other personal, cultural and recreational	:	:	:	:	:	:	:	:	:	70
291 Government services, n i e	43	59	41	49	57	32	46	37	22	34
<b>982 Services not allocated</b>	<b>918</b>	<b>852</b>	<b>1 013</b>	<b>1 052</b>	<b>1 049</b>	<b>1 049</b>	<b>994</b>	<b>821</b>	<b>800</b>	<b>676</b>
<b>300 INCOME</b>	<b>13 299</b>	<b>9 889</b>	<b>9 101</b>	<b>9 806</b>	<b>11 359</b>	<b>10 917</b>	<b>12 191</b>	<b>6 955</b>	<b>8 124</b>	<b>13 868</b>
310 Compensation of employees	131	196	283	357	411	382	315	247	245	112
320 Investment Income	13 118	9 693	8 818	9 449	10 949	10 535	11 876	6 708	7 879	13 756
<b>379 CURRENT TRANSFERS</b>	<b>275</b>	<b>295</b>	<b>304</b>	<b>330</b>	<b>395</b>	<b>451</b>	<b>482</b>	<b>1 096</b>	<b>631</b>	<b>420</b>
<b>993 CURRENT ACCOUNT</b>	<b>:</b>	<b>:</b>	<b>:</b>	<b>:</b>	<b>:</b>	<b>:</b>	<b>:</b>	<b>30 617</b>	<b>34 479</b>	<b>41 822</b>
<b>994 CAPITAL ACCOUNT</b>	<b>:</b>	<b>:</b>	<b>:</b>	<b>:</b>	<b>:</b>	<b>:</b>	<b>:</b>	<b>:</b>	<b>:</b>	<b>:</b>
<b>010 CURRENT + CAPITAL ACCOUNT</b>	<b>34 228</b>	<b>27 257</b>	<b>26 585</b>	<b>28 563</b>	<b>33 518</b>	<b>31 542</b>	<b>32 872</b>	<b>:</b>	<b>:</b>	<b>:</b>
<b>995 FINANCIAL ACCOUNT</b>	<b>:</b>	<b>:</b>	<b>:</b>	<b>:</b>	<b>:</b>	<b>:</b>	<b>:</b>	<b>:</b>	<b>:</b>	<b>:</b>
<b>998 NET ERRORS AND OMISSIONS</b>	<b>:</b>	<b>:</b>	<b>:</b>	<b>:</b>	<b>:</b>	<b>:</b>	<b>:</b>	<b>:</b>	<b>:</b>	<b>:</b>



11.6.

Reporter: France

Partner: USA

(Mio ECU)

	1985	1986	1987	1988	1989	1990	1991	1992	1993	1994
	<b>Debit</b>									
<b>100 GOODS</b>	<b>9 255</b>	<b>8 410</b>	<b>8 365</b>	<b>10 630</b>	<b>12 802</b>	<b>13 209</b>	<b>13 714</b>	<b>12 777</b>	<b>13 278</b>	<b>14 931</b>
<b>200 SERVICES</b>	<b>5 158</b>	<b>5 448</b>	<b>5 770</b>	<b>7 264</b>	<b>8 976</b>	<b>9 761</b>	<b>9 494</b>	<b>12 026</b>	<b>14 194</b>	<b>11 845</b>
<b>205 Transportation</b>	<b>1 338</b>	<b>953</b>	<b>1 345</b>	<b>1 438</b>	<b>2 201</b>	<b>2 064</b>	<b>2 071</b>	<b>2 550</b>	<b>2 703</b>	<b>2 119</b>
206 Sea transport	:	:	:	:	:	:	:	:	:	778
207 Passenger transport on sea	:	:	:	:	:	:	:	:	:	1
208 Freight transport on sea	:	:	:	:	:	:	:	:	:	595
209 Support. auxiliary and other services	:	:	:	:	:	:	:	:	:	182
210 Air transport	:	:	:	:	:	:	:	:	:	1 093
211 Passenger transport by air	:	:	:	:	:	:	:	:	:	500
212 Freight transport by air	:	:	:	:	:	:	:	:	:	307
213 Supporting, auxiliary and other services	:	:	:	:	:	:	:	:	:	286
214 Other transportation	:	:	:	:	:	:	:	:	:	248
<b>236 Travel</b>	<b>1 643</b>	<b>1 870</b>	<b>1 637</b>	<b>1 647</b>	<b>1 846</b>	<b>1 949</b>	<b>1 973</b>	<b>2 329</b>	<b>2 411</b>	<b>2 491</b>
<b>981 Other services</b>	<b>2 015</b>	<b>2 446</b>	<b>2 554</b>	<b>3 865</b>	<b>4 571</b>	<b>5 414</b>	<b>5 140</b>	<b>6 883</b>	<b>8 830</b>	<b>6 998</b>
245 Communications services	:	:	:	:	:	:	:	:	:	71
249 Construction services	:	:	:	:	:	:	:	:	:	112
253 Insurance services	:	:	:	:	:	:	:	:	:	969
260 Financial services	:	:	:	:	:	:	:	:	:	2 603
262 Computer and information services	:	:	:	:	:	:	:	:	:	290
266 Royalties and licence fees	:	:	:	:	:	:	:	:	:	672
268 Other business services	:	:	:	:	:	:	:	:	:	1 804
269 Merchanting and other trade-related serv.	:	:	:	:	:	:	:	:	:	376
270 Merchanting	:	:	:	:	:	:	:	:	:	0
271 Other trade related services	:	:	:	:	:	:	:	:	:	376
272 Operational leasing	:	:	:	:	:	:	:	:	:	151
273 Misc. business, prof. and technical serv.	:	:	:	:	:	:	:	:	:	1 278
274 Legal, account., man., cons. and pub. rel.	:	:	:	:	:	:	:	:	:	157
278 Adv., market res. and polling	:	:	:	:	:	:	:	:	:	86
279 Research and development	:	:	:	:	:	:	:	:	:	113
280 Architect., engin. and other technical	:	:	:	:	:	:	:	:	:	126
281 Agric., mining and on-site processing	:	:	:	:	:	:	:	:	:	116
284 Other	:	:	:	:	:	:	:	:	:	298
285 Serv. between affiliated enterprises, nie	:	:	:	:	:	:	:	:	:	383
287 Personal, cultural and recreational services	:	:	:	:	:	:	:	:	:	405
288 Audio-visual and related services	:	:	:	:	:	:	:	:	:	312
289 Other personal, cultural and recreational	:	:	:	:	:	:	:	:	:	93
291 Government services, n i e	93	79	75	68	74	85	76	80	78	70
<b>982 Services not allocated</b>	<b>163</b>	<b>179</b>	<b>234</b>	<b>314</b>	<b>357</b>	<b>334</b>	<b>310</b>	<b>264</b>	<b>251</b>	<b>236</b>
<b>300 INCOME</b>	<b>15 823</b>	<b>11 477</b>	<b>10 256</b>	<b>10 539</b>	<b>12 330</b>	<b>11 884</b>	<b>12 153</b>	<b>7 535</b>	<b>8 438</b>	<b>13 117</b>
310 Compensation of employees	258	251	247	249	208	214	247	272	263	96
320 Investment Income	15 566	11 226	10 009	10 290	12 122	11 670	11 906	7 263	8 174	13 021
<b>379 CURRENT TRANSFERS</b>	<b>166</b>	<b>228</b>	<b>274</b>	<b>507</b>	<b>772</b>	<b>836</b>	<b>971</b>	<b>662</b>	<b>283</b>	<b>229</b>
<b>993 CURRENT ACCOUNT</b>	:	:	:	:	:	:	:	<b>33 001</b>	<b>36 193</b>	<b>40 122</b>
<b>994 CAPITAL ACCOUNT</b>	:	:	:	:	:	:	:	:	:	:
<b>010 CURRENT + CAPITAL ACCOUNT</b>	<b>30 402</b>	<b>25 563</b>	<b>24 664</b>	<b>28 940</b>	<b>34 880</b>	<b>35 690</b>	<b>36 334</b>	:	:	:
<b>995 FINANCIAL ACCOUNT</b>	:	:	:	:	:	:	:	:	:	:
<b>998 NET ERRORS AND OMISSIONS</b>	:	:	:	:	:	:	:	:	:	:

## 11.6.

Reporter: France

Partner: USA

(Mio ECU)

	1985	1986	1987	1988	1989	1990	1991	1992	1993	1994
	<b>Net</b>									
<b>100 GOODS</b>	<b>1 896</b>	<b>799</b>	<b>816</b>	<b>-123</b>	<b>-1 174</b>	<b>-3 054</b>	<b>-2 764</b>	<b>-1 338</b>	<b>-995</b>	<b>-1 495</b>
<b>200 SERVICES</b>	<b>4 344</b>	<b>2 416</b>	<b>2 229</b>	<b>656</b>	<b>1 159</b>	<b>259</b>	<b>-244</b>	<b>-899</b>	<b>-753</b>	<b>2 253</b>
<b>205 Transportation</b>	<b>-6</b>	<b>123</b>	<b>-38</b>	<b>265</b>	<b>97</b>	<b>-201</b>	<b>73</b>	<b>-553</b>	<b>-533</b>	<b>105</b>
206 Sea transport	:	:	:	:	:	:	:	:	:	-31
207 Passenger transport on sea	:	:	:	:	:	:	:	:	:	0
208 Freight transport on sea	:	:	:	:	:	:	:	:	:	-113
209 Support. auxiliary and other services	:	:	:	:	:	:	:	:	:	82
210 Air transport	:	:	:	:	:	:	:	:	:	-192
211 Passenger transport by air	:	:	:	:	:	:	:	:	:	-88
212 Freight transport by air	:	:	:	:	:	:	:	:	:	-28
213 Supporting, auxiliary and other services	:	:	:	:	:	:	:	:	:	-76
214 Other transportation	:	:	:	:	:	:	:	:	:	327
<b>236 Travel</b>	<b>1 930</b>	<b>792</b>	<b>570</b>	<b>477</b>	<b>990</b>	<b>490</b>	<b>150</b>	<b>215</b>	<b>387</b>	<b>323</b>
<b>981 Other services</b>	<b>1 665</b>	<b>829</b>	<b>919</b>	<b>-825</b>	<b>-619</b>	<b>-745</b>	<b>-1 151</b>	<b>-1 119</b>	<b>-1 156</b>	<b>1 387</b>
245 Communications services	:	:	:	:	:	:	:	:	:	44
249 Construction services	:	:	:	:	:	:	:	:	:	-7
253 Insurance services	:	:	:	:	:	:	:	:	:	237
260 Financial services	:	:	:	:	:	:	:	:	:	36
262 Computer and information services	:	:	:	:	:	:	:	:	:	-170
266 Royalties and licence fees	:	:	:	:	:	:	:	:	:	-452
268 Other business services	:	:	:	:	:	:	:	:	:	1 995
269 Merchating and other trade-related serv.	:	:	:	:	:	:	:	:	:	1 964
270 Merchating	:	:	:	:	:	:	:	:	:	2 072
271 Other trade related services	:	:	:	:	:	:	:	:	:	-108
272 Operational leasing	:	:	:	:	:	:	:	:	:	-25
273 Misc. business, prof. and technical serv.	:	:	:	:	:	:	:	:	:	57
274 Legal, account., man., cons. and pub. rel.	:	:	:	:	:	:	:	:	:	-46
278 Adv., market res. and polling	:	:	:	:	:	:	:	:	:	-40
279 Research and development	:	:	:	:	:	:	:	:	:	38
280 Architect., engin. and other technical	:	:	:	:	:	:	:	:	:	80
281 Agric., mining and on-site processing	:	:	:	:	:	:	:	:	:	-34
284 Other	:	:	:	:	:	:	:	:	:	-1
285 Serv. between affiliated enterprises, nie	:	:	:	:	:	:	:	:	:	59
287 Personal, cultural and recreational services	:	:	:	:	:	:	:	:	:	-263
288 Audio-visual and related services	:	:	:	:	:	:	:	:	:	-239
289 Other personal, cultural and recreational	:	:	:	:	:	:	:	:	:	-23
291 Government services, n i e	-49	-20	-33	-19	-18	-54	-30	-44	-56	-35
<b>982 Services not allocated</b>	<b>756</b>	<b>672</b>	<b>778</b>	<b>739</b>	<b>692</b>	<b>715</b>	<b>684</b>	<b>557</b>	<b>548</b>	<b>440</b>
<b>300 INCOME</b>	<b>-2 524</b>	<b>-1 588</b>	<b>-1 155</b>	<b>-732</b>	<b>-971</b>	<b>-967</b>	<b>37</b>	<b>-580</b>	<b>-314</b>	<b>751</b>
310 Compensation of employees	-77	-54	36	108	202	168	68	-26	-19	16
320 Investment Income	-2 448	-1 533	-1 191	-840	-1 173	-1 135	-30	-554	-295	735
<b>379 CURRENT TRANSFERS</b>	<b>109</b>	<b>67</b>	<b>30</b>	<b>-177</b>	<b>-377</b>	<b>-385</b>	<b>-489</b>	<b>433</b>	<b>348</b>	<b>191</b>
<b>993 CURRENT ACCOUNT</b>	<b>:</b>	<b>:</b>	<b>:</b>	<b>:</b>	<b>:</b>	<b>:</b>	<b>:</b>	<b>-2 384</b>	<b>-1 714</b>	<b>1 701</b>
<b>994 CAPITAL ACCOUNT</b>	<b>:</b>	<b>:</b>	<b>:</b>	<b>:</b>	<b>:</b>	<b>:</b>	<b>:</b>	<b>:</b>	<b>:</b>	<b>:</b>
<b>010 CURRENT + CAPITAL ACCOUNT</b>	<b>3 825</b>	<b>1 694</b>	<b>1 921</b>	<b>-376</b>	<b>-1 362</b>	<b>-4 148</b>	<b>-3 462</b>	<b>:</b>	<b>:</b>	<b>:</b>
<b>995 FINANCIAL ACCOUNT</b>	<b>:</b>	<b>:</b>	<b>:</b>	<b>:</b>	<b>:</b>	<b>:</b>	<b>:</b>	<b>:</b>	<b>:</b>	<b>:</b>
<b>998 NET ERRORS AND OMISSIONS</b>	<b>:</b>	<b>:</b>	<b>:</b>	<b>:</b>	<b>:</b>	<b>:</b>	<b>:</b>	<b>:</b>	<b>:</b>	<b>:</b>

11.6.

Reporter: France

Partner: USA

		(in %)									
		1985	1986	1987	1988	1989	1990	1991	1992	1993	1994
		<b>Cover ratio</b>									
<b>100</b>	<b>GOODS</b>	<b>120</b>	<b>109</b>	<b>110</b>	<b>99</b>	<b>91</b>	<b>77</b>	<b>80</b>	<b>90</b>	<b>93</b>	<b>90</b>
<b>200</b>	<b>SERVICES</b>	<b>184</b>	<b>144</b>	<b>139</b>	<b>109</b>	<b>113</b>	<b>103</b>	<b>97</b>	<b>93</b>	<b>95</b>	<b>119</b>
<b>205</b>	<b>Transportation</b>	<b>100</b>	<b>113</b>	<b>97</b>	<b>118</b>	<b>104</b>	<b>90</b>	<b>104</b>	<b>78</b>	<b>80</b>	<b>105</b>
206	Sea transport	:	:	:	:	:	:	:	:	:	96
207	Passenger transport on sea	:	:	:	:	:	:	:	:	:	114
208	Freight transport on sea	:	:	:	:	:	:	:	:	:	81
209	Support. auxiliary and other services	:	:	:	:	:	:	:	:	:	145
210	Air transport	:	:	:	:	:	:	:	:	:	82
211	Passenger transport by air	:	:	:	:	:	:	:	:	:	82
212	Freight transport by air	:	:	:	:	:	:	:	:	:	91
213	Supporting, auxiliary and other services	:	:	:	:	:	:	:	:	:	73
214	Other transportation	:	:	:	:	:	:	:	:	:	232
<b>236</b>	<b>Travel</b>	<b>217</b>	<b>142</b>	<b>135</b>	<b>129</b>	<b>154</b>	<b>125</b>	<b>108</b>	<b>109</b>	<b>116</b>	<b>113</b>
<b>981</b>	<b>Other services</b>	<b>183</b>	<b>134</b>	<b>136</b>	<b>79</b>	<b>86</b>	<b>86</b>	<b>78</b>	<b>84</b>	<b>87</b>	<b>120</b>
245	Communications services	:	:	:	:	:	:	:	:	:	162
249	Construction services	:	:	:	:	:	:	:	:	:	94
253	Insurance services	:	:	:	:	:	:	:	:	:	124
260	Financial services	:	:	:	:	:	:	:	:	:	101
262	Computer and information services	:	:	:	:	:	:	:	:	:	42
266	Royalties and licence fees	:	:	:	:	:	:	:	:	:	33
268	Other business services	:	:	:	:	:	:	:	:	:	211
269	Merchandising and other trade-related serv.	:	:	:	:	:	:	:	:	:	622
270	Merchandising	:	:	:	:	:	:	:	:	:	:
271	Other trade related services	:	:	:	:	:	:	:	:	:	71
272	Operational leasing	:	:	:	:	:	:	:	:	:	83
273	Misc. business, prof. and technical serv.	:	:	:	:	:	:	:	:	:	104
274	Legal, account., man., cons. and pub. rel.	:	:	:	:	:	:	:	:	:	71
278	Adv., market res. and polling	:	:	:	:	:	:	:	:	:	54
279	Research and development	:	:	:	:	:	:	:	:	:	134
280	Architect., engin. and other technical	:	:	:	:	:	:	:	:	:	164
281	Agric., mining and on-site processing	:	:	:	:	:	:	:	:	:	70
284	Other	:	:	:	:	:	:	:	:	:	100
285	Serv. between affiliated enterprises, nie	:	:	:	:	:	:	:	:	:	115
287	Personal, cultural and recreational services	:	:	:	:	:	:	:	:	:	35
288	Audio-visual and related services	:	:	:	:	:	:	:	:	:	23
289	Other personal, cultural and recreational	:	:	:	:	:	:	:	:	:	75
291	Government services, n i e	47	75	55	72	76	37	61	46	28	49
<b>982</b>	<b>Services not allocated</b>	<b>564</b>	<b>475</b>	<b>432</b>	<b>336</b>	<b>294</b>	<b>314</b>	<b>321</b>	<b>312</b>	<b>318</b>	<b>286</b>
<b>300</b>	<b>INCOME</b>	<b>84</b>	<b>86</b>	<b>89</b>	<b>93</b>	<b>92</b>	<b>92</b>	<b>100</b>	<b>92</b>	<b>96</b>	<b>106</b>
310	Compensation of employees	70	78	115	143	197	179	127	91	93	117
320	Investment Income	84	86	88	92	90	90	100	92	96	106
<b>379</b>	<b>CURRENT TRANSFERS</b>	<b>166</b>	<b>129</b>	<b>111</b>	<b>65</b>	<b>51</b>	<b>54</b>	<b>50</b>	<b>165</b>	<b>223</b>	<b>183</b>
<b>993</b>	<b>CURRENT ACCOUNT</b>	:	:	:	:	:	:	:	<b>93</b>	<b>95</b>	<b>104</b>
<b>994</b>	<b>CAPITAL ACCOUNT</b>	:	:	:	:	:	:	:	:	:	:
<b>010</b>	<b>CURRENT + CAPITAL ACCOUNT</b>	<b>113</b>	<b>107</b>	<b>108</b>	<b>99</b>	<b>96</b>	<b>88</b>	<b>90</b>	:	:	:
<b>995</b>	<b>FINANCIAL ACCOUNT</b>	.	.	.	.	.	.	.	.	.	.
<b>998</b>	<b>NET ERRORS AND OMISSIONS</b>	.	.	.	.	.	.	.	.	.	.

## 11.7.

Reporter: France

Partner: Japan

(Mio ECU)

	1985	1986	1987	1988	1989	1990	1991	1992	1993	1994
	<b>Credit</b>									
100 GOODS	1 576	1 667	1 811	2 476	3 203	3 342	3 672	3 389	3 538	3 978
200 SERVICES	1 852	1 450	1 480	1 615	2 309	2 986	2 575	3 027	3 522	2 773
205 Transportation	314	267	335	432	627	620	592	699	763	706
206 Sea transport	:	:	:	:	:	:	:	:	:	86
207 Passenger transport on sea	:	:	:	:	:	:	:	:	:	0
208 Freight transport on sea	:	:	:	:	:	:	:	:	:	45
209 Support. auxiliary and other services	:	:	:	:	:	:	:	:	:	41
210 Air transport	:	:	:	:	:	:	:	:	:	568
211 Passenger transport by air	:	:	:	:	:	:	:	:	:	407
212 Freight transport by air	:	:	:	:	:	:	:	:	:	113
213 Supporting, auxiliary and other services	:	:	:	:	:	:	:	:	:	48
214 Other transportation	:	:	:	:	:	:	:	:	:	52
236 Travel	147	162	238	372	562	526	472	559	555	663
981 Other services	1 103	802	697	603	845	1 525	1 142	1 505	1 970	1 238
245 Communications services	:	:	:	:	:	:	:	:	:	4
249 Construction services	:	:	:	:	:	:	:	:	:	31
253 Insurance services	:	:	:	:	:	:	:	:	:	74
260 Financial services	:	:	:	:	:	:	:	:	:	29
262 Computer and information services	:	:	:	:	:	:	:	:	:	2
266 Royalties and licence fees	:	:	:	:	:	:	:	:	:	171
268 Other business services	:	:	:	:	:	:	:	:	:	901
269 Merchanting and other trade-related serv.	:	:	:	:	:	:	:	:	:	633
270 Merchanting	:	:	:	:	:	:	:	:	:	611
271 Other trade related services	:	:	:	:	:	:	:	:	:	22
272 Operational leasing	:	:	:	:	:	:	:	:	:	4
273 Misc. business, prof. and technical serv.	:	:	:	:	:	:	:	:	:	264
274 Legal, account., man., cons. and pub. rel.	:	:	:	:	:	:	:	:	:	14
278 Adv., market res. and polling	:	:	:	:	:	:	:	:	:	19
279 Research and development	:	:	:	:	:	:	:	:	:	9
280 Architect., engin. and other technical	:	:	:	:	:	:	:	:	:	25
281 Agric., mining and on-site processing	:	:	:	:	:	:	:	:	:	0
284 Other	:	:	:	:	:	:	:	:	:	42
285 Serv. between affiliated enterprises, nie	:	:	:	:	:	:	:	:	:	156
287 Personal, cultural and recreational services	:	:	:	:	:	:	:	:	:	23
288 Audio-visual and related services	:	:	:	:	:	:	:	:	:	11
289 Other personal, cultural and recreational	:	:	:	:	:	:	:	:	:	12
291 Government services, n i e	8	6	8	12	5	6	1	1	2	2
982 Services not allocated	289	219	211	208	276	316	369	263	234	166
300 INCOME	546	669	945	1 262	2 151	3 130	5 901	3 312	3 421	4 868
310 Compensation of employees	15	21	30	32	31	29	29	28	36	20
320 Investment Income	531	649	915	1 230	2 120	3 101	5 872	3 284	3 385	4 849
379 CURRENT TRANSFERS	13	35	31	40	50	80	104	124	45	51
993 CURRENT ACCOUNT	:	:	:	:	:	:	:	9 852	10 526	11 670
994 CAPITAL ACCOUNT	:	:	:	:	:	:	:	:	:	:
010 CURRENT + CAPITAL ACCOUNT	3 988	3 822	4 268	5 394	7 713	9 538	12 252	:	:	:
995 FINANCIAL ACCOUNT	:	:	:	:	:	:	:	:	:	:
998 NET ERRORS AND OMISSIONS	:	:	:	:	:	:	:	:	:	:

11.7.

Reporter: France

Partner: Japan

	(Mio ECU)									
	1985	1986	1987	1988	1989	1990	1991	1992	1993	1994
	<b>Debit</b>									
<b>100 GOODS</b>	<b>3 890</b>	<b>4 706</b>	<b>5 154</b>	<b>6 164</b>	<b>7 016</b>	<b>7 114</b>	<b>7 510</b>	<b>7 257</b>	<b>6 815</b>	<b>6 948</b>
<b>200 SERVICES</b>	<b>375</b>	<b>449</b>	<b>518</b>	<b>793</b>	<b>986</b>	<b>1 563</b>	<b>1 210</b>	<b>1 819</b>	<b>2 337</b>	<b>985</b>
<b>205 Transportation</b>	<b>148</b>	<b>124</b>	<b>161</b>	<b>259</b>	<b>381</b>	<b>386</b>	<b>405</b>	<b>489</b>	<b>559</b>	<b>485</b>
206 Sea transport	:	:	:	:	:	:	:	:	:	117
207 Passenger transport on sea	:	:	:	:	:	:	:	:	:	0
208 Freight transport on sea+N51	:	:	:	:	:	:	:	:	:	91
209 Support. auxiliary and other services	:	:	:	:	:	:	:	:	:	26
210 Air transport	:	:	:	:	:	:	:	:	:	330
211 Passenger transport by air	:	:	:	:	:	:	:	:	:	53
212 Freight transport by air	:	:	:	:	:	:	:	:	:	51
213 Supporting, auxiliary and other services	:	:	:	:	:	:	:	:	:	227
214 Other transportation	:	:	:	:	:	:	:	:	:	38
<b>236 Travel</b>	<b>29</b>	<b>28</b>	<b>44</b>	<b>81</b>	<b>96</b>	<b>99</b>	<b>119</b>	<b>125</b>	<b>121</b>	<b>125</b>
<b>981 Other services</b>	<b>183</b>	<b>277</b>	<b>287</b>	<b>363</b>	<b>409</b>	<b>976</b>	<b>577</b>	<b>1 113</b>	<b>1 578</b>	<b>305</b>
245 Communications services	:	:	:	:	:	:	:	:	:	3
249 Construction services	:	:	:	:	:	:	:	:	:	6
253 Insurance services	:	:	:	:	:	:	:	:	:	30
260 Financial services	:	:	:	:	:	:	:	:	:	-69
262 Computer and information services	:	:	:	:	:	:	:	:	:	0
266 Royalties and licence fees	:	:	:	:	:	:	:	:	:	63
268 Other business services	:	:	:	:	:	:	:	:	:	236
269 Merchating and other trade-related serv.	:	:	:	:	:	:	:	:	:	36
270 Merchating	:	:	:	:	:	:	:	:	:	0
271 Other trade related services	:	:	:	:	:	:	:	:	:	36
272 Operational leasing	:	:	:	:	:	:	:	:	:	47
273 Misc. business, prof. and technical serv.	:	:	:	:	:	:	:	:	:	154
274 Legal, account., man., cons. and pub. rel.	:	:	:	:	:	:	:	:	:	9
278 Adv., market res. and polling	:	:	:	:	:	:	:	:	:	26
279 Research and development	:	:	:	:	:	:	:	:	:	8
280 Architect., engin. and other technical	:	:	:	:	:	:	:	:	:	22
281 Agric., mining and on-site processing	:	:	:	:	:	:	:	:	:	0
284 Other	:	:	:	:	:	:	:	:	:	27
285 Serv. between affiliated enterprises, nie	:	:	:	:	:	:	:	:	:	62
287 Personal, cultural and recreational services	:	:	:	:	:	:	:	:	:	15
288 Audio-visual and related services	:	:	:	:	:	:	:	:	:	3
289 Other personal, cultural and recreational	:	:	:	:	:	:	:	:	:	12
291 Government services, n i e	13	15	20	19	18	17	16	17	21	20
<b>982 Services not allocated</b>	<b>15</b>	<b>20</b>	<b>26</b>	<b>89</b>	<b>100</b>	<b>102</b>	<b>109</b>	<b>92</b>	<b>78</b>	<b>70</b>
<b>300 INCOME</b>	<b>656</b>	<b>800</b>	<b>1 039</b>	<b>1 232</b>	<b>1 685</b>	<b>2 076</b>	<b>3 949</b>	<b>2 455</b>	<b>2 413</b>	<b>3 912</b>
310 Compensation of employees	23	19	19	22	18	18	22	28	31	15
320 Investment Income	633	781	1 020	1 210	1 667	2 057	3 927	2 427	2 382	3 897
<b>379 CURRENT TRANSFERS</b>	<b>8</b>	<b>9</b>	<b>20</b>	<b>86</b>	<b>102</b>	<b>106</b>	<b>113</b>	<b>71</b>	<b>30</b>	<b>18</b>
<b>993 CURRENT ACCOUNT</b>	:	:	:	:	:	:	:	<b>11 602</b>	<b>11 596</b>	<b>11 863</b>
<b>994 CAPITAL ACCOUNT</b>	:	:	:	:	:	:	:	:	:	:
<b>010 CURRENT + CAPITAL ACCOUNT</b>	<b>4 929</b>	<b>5 964</b>	<b>6 731</b>	<b>8 275</b>	<b>9 789</b>	<b>10 859</b>	<b>12 782</b>	:	:	:
<b>995 FINANCIAL ACCOUNT</b>	:	:	:	:	:	:	:	:	:	:
<b>998 NET ERRORS AND OMISSIONS</b>	:	:	:	:	:	:	:	:	:	:

**11.7.**
**Reporter: France**
**Partner: Japan**

(Mio ECU)

	1985	1986	1987	1988	1989	1990	1991	1992	1993	1994
	<b>Net</b>									
<b>100 GOODS</b>	<b>-2 313</b>	<b>-3 039</b>	<b>-3 342</b>	<b>-3 687</b>	<b>-3 813</b>	<b>-3 773</b>	<b>-3 838</b>	<b>-3 869</b>	<b>-3 278</b>	<b>-2 970</b>
<b>200 SERVICES</b>	<b>1 477</b>	<b>1 001</b>	<b>962</b>	<b>822</b>	<b>1 323</b>	<b>1 423</b>	<b>1 365</b>	<b>1 208</b>	<b>1 185</b>	<b>1 787</b>
<b>205 Transportation</b>	<b>167</b>	<b>142</b>	<b>173</b>	<b>173</b>	<b>246</b>	<b>234</b>	<b>187</b>	<b>211</b>	<b>204</b>	<b>221</b>
206 Sea transport	:	:	:	:	:	:	:	:	:	-30
207 Passenger transport on sea	:	:	:	:	:	:	:	:	:	0
208 Freight transport on sea	:	:	:	:	:	:	:	:	:	-46
209 Support. auxiliary and other services	:	:	:	:	:	:	:	:	:	16
210 Air transport	:	:	:	:	:	:	:	:	:	238
211 Passenger transport by air	:	:	:	:	:	:	:	:	:	354
212 Freight transport by air	:	:	:	:	:	:	:	:	:	63
213 Supporting, auxiliary and other services	:	:	:	:	:	:	:	:	:	-179
214 Other transportation	:	:	:	:	:	:	:	:	:	14
<b>236 Travel</b>	<b>117</b>	<b>134</b>	<b>194</b>	<b>291</b>	<b>466</b>	<b>427</b>	<b>353</b>	<b>434</b>	<b>433</b>	<b>537</b>
<b>981 Other services</b>	<b>919</b>	<b>525</b>	<b>410</b>	<b>240</b>	<b>435</b>	<b>548</b>	<b>565</b>	<b>392</b>	<b>392</b>	<b>933</b>
245 Communications services	:	:	:	:	:	:	:	:	:	1
249 Construction services	:	:	:	:	:	:	:	:	:	25
253 Insurance services	:	:	:	:	:	:	:	:	:	44
260 Financial services	:	:	:	:	:	:	:	:	:	98
262 Computer and information services	:	:	:	:	:	:	:	:	:	2
266 Royalties and licence fees	:	:	:	:	:	:	:	:	:	108
268 Other business services	:	:	:	:	:	:	:	:	:	665
269 Merchanting and other trade-related serv.	:	:	:	:	:	:	:	:	:	597
270 Merchanting	:	:	:	:	:	:	:	:	:	611
271 Other trade related services	:	:	:	:	:	:	:	:	:	-14
272 Operational leasing	:	:	:	:	:	:	:	:	:	-43
273 Misc. business, prof. and technical serv.	:	:	:	:	:	:	:	:	:	110
274 Legal, account., man., cons. and pub. rel.	:	:	:	:	:	:	:	:	:	5
278 Adv., market res. and polling	:	:	:	:	:	:	:	:	:	-6
279 Research and development	:	:	:	:	:	:	:	:	:	1
280 Architect., engin. and other technical	:	:	:	:	:	:	:	:	:	3
281 Agric., mining and on-site processing	:	:	:	:	:	:	:	:	:	0
284 Other	:	:	:	:	:	:	:	:	:	15
285 Serv. between affiliated enterprises, nie	:	:	:	:	:	:	:	:	:	93
287 Personal, cultural and recreational services	:	:	:	:	:	:	:	:	:	9
288 Audio-visual and related services	:	:	:	:	:	:	:	:	:	9
289 Other personal, cultural and recreational	:	:	:	:	:	:	:	:	:	0
291 Government services, n i e	-4	-9	-12	-7	-13	-11	-15	-16	-19	-18
<b>982 Services not allocated</b>	<b>274</b>	<b>200</b>	<b>185</b>	<b>119</b>	<b>175</b>	<b>214</b>	<b>260</b>	<b>171</b>	<b>156</b>	<b>96</b>
<b>300 INCOME</b>	<b>-110</b>	<b>-131</b>	<b>-94</b>	<b>30</b>	<b>466</b>	<b>1 054</b>	<b>1 952</b>	<b>857</b>	<b>1 008</b>	<b>956</b>
310 Compensation of employees	-8	1	11	9	13	10	8	0	5	4
320 Investment Income	-102	-132	-105	21	453	1 044	1 945	857	1 003	952
<b>379 CURRENT TRANSFERS</b>	<b>5</b>	<b>26</b>	<b>10</b>	<b>-46</b>	<b>-52</b>	<b>-26</b>	<b>-8</b>	<b>53</b>	<b>15</b>	<b>33</b>
<b>993 CURRENT ACCOUNT</b>	<b>:</b>	<b>:</b>	<b>:</b>	<b>:</b>	<b>:</b>	<b>:</b>	<b>:</b>	<b>-1 750</b>	<b>-1 070</b>	<b>-193</b>
<b>994 CAPITAL ACCOUNT</b>	<b>:</b>	<b>:</b>	<b>:</b>	<b>:</b>	<b>:</b>	<b>:</b>	<b>:</b>	<b>:</b>	<b>:</b>	<b>:</b>
<b>010 CURRENT + CAPITAL ACCOUNT</b>	<b>-941</b>	<b>-2 142</b>	<b>-2 464</b>	<b>-2 881</b>	<b>-2 076</b>	<b>-1 321</b>	<b>-529</b>	<b>:</b>	<b>:</b>	<b>:</b>
<b>995 FINANCIAL ACCOUNT</b>	<b>:</b>	<b>:</b>	<b>:</b>	<b>:</b>	<b>:</b>	<b>:</b>	<b>:</b>	<b>:</b>	<b>:</b>	<b>:</b>
<b>998 NET ERRORS AND OMISSIONS</b>	<b>:</b>	<b>:</b>	<b>:</b>	<b>:</b>	<b>:</b>	<b>:</b>	<b>:</b>	<b>:</b>	<b>:</b>	<b>:</b>

11.7.

Reporter: France

Partner: Japan

	(in %)									
	1985	1986	1987	1988	1989	1990	1991	1992	1993	1994
	<b>Cover ratio</b>									
<b>100 GOODS</b>	<b>41</b>	<b>35</b>	<b>35</b>	<b>40</b>	<b>46</b>	<b>47</b>	<b>49</b>	<b>47</b>	<b>52</b>	<b>57</b>
<b>200 SERVICES</b>	<b>494</b>	<b>323</b>	<b>286</b>	<b>204</b>	<b>234</b>	<b>191</b>	<b>213</b>	<b>166</b>	<b>151</b>	<b>281</b>
<b>205 Transportation</b>	<b>213</b>	<b>214</b>	<b>207</b>	<b>167</b>	<b>165</b>	<b>161</b>	<b>146</b>	<b>143</b>	<b>136</b>	<b>146</b>
206 Sea transport	:	:	:	:	:	:	:	:	:	74
207 Passenger transport on sea	:	:	:	:	:	:	:	:	:	:
208 Freight transport on sea	:	:	:	:	:	:	:	:	:	49
209 Support. auxiliary and other services	:	:	:	:	:	:	:	:	:	162
210 Air transport	:	:	:	:	:	:	:	:	:	172
211 Passenger transport by air	:	:	:	:	:	:	:	:	:	772
212 Freight transport by air	:	:	:	:	:	:	:	:	:	224
213 Supporting, auxiliary and other services	:	:	:	:	:	:	:	:	:	21
214 Other transportation	:	:	:	:	:	:	:	:	:	136
<b>236 Travel</b>	<b>498</b>	<b>586</b>	<b>545</b>	<b>459</b>	<b>586</b>	<b>532</b>	<b>396</b>	<b>447</b>	<b>457</b>	<b>529</b>
<b>981 Other services</b>	<b>602</b>	<b>289</b>	<b>243</b>	<b>166</b>	<b>206</b>	<b>156</b>	<b>198</b>	<b>135</b>	<b>125</b>	<b>406</b>
245 Communications services	:	:	:	:	:	:	:	:	:	127
249 Construction services	:	:	:	:	:	:	:	:	:	495
253 Insurance services	:	:	:	:	:	:	:	:	:	245
260 Financial services	:	:	:	:	:	:	:	:	:	:
262 Computer and information services	:	:	:	:	:	:	:	:	:	:
266 Royalties and licence fees	:	:	:	:	:	:	:	:	:	270
268 Other business services	:	:	:	:	:	:	:	:	:	381
269 Merchanting and other trade-related serv.	:	:	:	:	:	:	:	:	:	1 781
270 Merchanting	:	:	:	:	:	:	:	:	:	:
271 Other trade related services	:	:	:	:	:	:	:	:	:	62
272 Operational leasing	:	:	:	:	:	:	:	:	:	8
273 Misc. business, prof. and technical serv.	:	:	:	:	:	:	:	:	:	172
274 Legal, account., man., cons. and pub. rel.	:	:	:	:	:	:	:	:	:	151
278 Adv., market res. and polling	:	:	:	:	:	:	:	:	:	75
279 Research and development	:	:	:	:	:	:	:	:	:	109
280 Architect., engin. and other technical	:	:	:	:	:	:	:	:	:	114
281 Agric., mining and on-site processing	:	:	:	:	:	:	:	:	:	:
284 Other	:	:	:	:	:	:	:	:	:	156
285 Serv. between affiliated enterprises, nie	:	:	:	:	:	:	:	:	:	249
287 Personal, cultural and recreational services	:	:	:	:	:	:	:	:	:	157
288 Audio-visual and related services	:	:	:	:	:	:	:	:	:	411
289 Other personal, cultural and recreational	:	:	:	:	:	:	:	:	:	100
291 Government services, n i e	67	42	40	63	30	34	9	4	7	10
<b>982 Services not allocated</b>	<b>1 990</b>	<b>1 120</b>	<b>808</b>	<b>233</b>	<b>275</b>	<b>310</b>	<b>338</b>	<b>286</b>	<b>298</b>	<b>237</b>
<b>300 INCOME</b>	<b>83</b>	<b>84</b>	<b>91</b>	<b>102</b>	<b>128</b>	<b>151</b>	<b>149</b>	<b>135</b>	<b>142</b>	<b>124</b>
310 Compensation of employees	66	106	157	141	171	156	135	100	116	126
320 Investment Income	84	83	90	102	127	151	150	135	142	124
<b>379 CURRENT TRANSFERS</b>	<b>169</b>	<b>406</b>	<b>150</b>	<b>47</b>	<b>49</b>	<b>76</b>	<b>93</b>	<b>175</b>	<b>149</b>	<b>290</b>
<b>993 CURRENT ACCOUNT</b>	<b>:</b>	<b>:</b>	<b>:</b>	<b>:</b>	<b>:</b>	<b>:</b>	<b>:</b>	<b>85</b>	<b>91</b>	<b>98</b>
<b>994 CAPITAL ACCOUNT</b>	<b>:</b>	<b>:</b>	<b>:</b>	<b>:</b>	<b>:</b>	<b>:</b>	<b>:</b>	<b>:</b>	<b>:</b>	<b>:</b>
<b>010 CURRENT + CAPITAL ACCOUNT</b>	<b>81</b>	<b>64</b>	<b>63</b>	<b>65</b>	<b>79</b>	<b>88</b>	<b>96</b>	<b>:</b>	<b>:</b>	<b>:</b>
<b>995 FINANCIAL ACCOUNT</b>	<b>.</b>	<b>.</b>	<b>.</b>	<b>.</b>	<b>.</b>	<b>.</b>	<b>.</b>	<b>.</b>	<b>.</b>	<b>.</b>
<b>998 NET ERRORS AND OMISSIONS</b>	<b>.</b>	<b>.</b>	<b>.</b>	<b>.</b>	<b>.</b>	<b>.</b>	<b>.</b>	<b>.</b>	<b>.</b>	<b>.</b>

## 12.1.

Reporter: Ireland

Partner: World

	(Mio ECU)									
	1985	1986	1987	1988	1989	1990	1991	1992	1993	1994
	<b>Credit</b>									
<b>100 GOODS</b>	<b>13 320</b>	<b>12 516</b>	<b>13 472</b>	<b>15 565</b>	<b>18 484</b>	<b>18 365</b>	<b>19 113</b>	<b>21 695</b>	<b>24 326</b>	<b>28 269</b>
<b>200 SERVICES</b>	<b>1 700</b>	<b>1 610</b>	<b>1 796</b>	<b>2 057</b>	<b>2 307</b>	<b>2 608</b>	<b>2 869</b>	<b>3 029</b>	<b>3 045</b>	<b>3 303</b>
<b>205 Transportation</b>	<b>640</b>	<b>631</b>	<b>656</b>	<b>679</b>	<b>738</b>	<b>801</b>	<b>830</b>	<b>835</b>	<b>785</b>	<b>810</b>
206 Sea transport	:	:	:	:	:	:	:	:	247	255
207 Passenger transport on sea	:	:	:	:	:	:	:	:	44	45
208 Freight transport on sea	:	:	:	:	:	:	:	:	115	119
209 Support. auxiliary and other services	:	:	:	:	:	:	:	:	88	91
210 Air transport	:	:	:	:	:	:	:	:	358	370
211 Passenger transport by air	:	:	:	:	:	:	:	:	200	206
212 Freight transport by air	:	:	:	:	:	:	:	:	40	41
213 Supporting, auxiliary and other services	:	:	:	:	:	:	:	:	118	122
214 Other transportation	:	:	:	:	:	:	:	:	180	186
<b>236 Travel</b>	<b>724</b>	<b>671</b>	<b>727</b>	<b>844</b>	<b>967</b>	<b>1 133</b>	<b>1 223</b>	<b>1 247</b>	<b>1 363</b>	<b>1 515</b>
<b>981 Other services</b>	<b>336</b>	<b>308</b>	<b>412</b>	<b>533</b>	<b>603</b>	<b>674</b>	<b>816</b>	<b>947</b>	<b>898</b>	<b>978</b>
245 Communications services	:	:	:	:	:	:	:	:	37	41
249 Construction services	:	:	:	:	:	:	:	:	77	83
253 Insurance services	:	:	:	:	:	:	:	:	0	0
260 Financial services	:	:	:	:	:	:	:	:	131	122
262 Computer and information services	:	:	:	:	:	:	:	:	38	44
266 Royalties and licence fees	:	:	:	:	:	:	:	:	0	0
268 Other business services	:	:	:	:	:	:	:	:	437	498
269 Merchanting and other trade-related serv.	:	:	:	:	:	:	:	:	106	108
270 Merchanting	:	:	:	:	:	:	:	:	-91	-85
271 Other trade related services	:	:	:	:	:	:	:	:	198	193
272 Operational leasing	:	:	:	:	:	:	:	:	13	17
273 Misc. business, prof. and technical serv.	:	:	:	:	:	:	:	:	318	373
274 Legal, account., man., cons. and pub. rel.	:	:	:	:	:	:	:	:	44	53
278 Adv., market res. and polling	:	:	:	:	:	:	:	:	42	51
279 Research and development	:	:	:	:	:	:	:	:	56	65
280 Architect., engin. and other technical	:	:	:	:	:	:	:	:	:	:
281 Agric., mining and on-site processing	:	:	:	:	:	:	:	:	8	12
284 Other	:	:	:	:	:	:	:	:	91	101
285 Serv. between affiliated enterprises, nie	:	:	:	:	:	:	:	:	77	91
287 Personal, cultural and recreational services	:	:	:	:	:	:	:	:	35	40
288 Audio-visual and related services	:	:	:	:	:	:	:	:	17	20
289 Other personal, cultural and recreational	:	:	:	:	:	:	:	:	18	20
291 Government services, n i e	95	90	95	101	116	109	122	141	143	150
<b>982 Services not allocated</b>	<b>:</b>	<b>:</b>	<b>:</b>	<b>:</b>	<b>:</b>	<b>:</b>	<b>:</b>	<b>:</b>	<b>-1</b>	<b>0</b>
<b>300 INCOME</b>	<b>997</b>	<b>946</b>	<b>940</b>	<b>1 198</b>	<b>1 630</b>	<b>2 057</b>	<b>2 219</b>	<b>2 077</b>	<b>1 979</b>	<b>2 395</b>
310 Compensation of employees	:	:	:	:	:	:	:	:	275	291
320 Investment Income	997	946	940	1 198	1 630	2 057	2 219	2 077	1 704	2 104
<b>379 CURRENT TRANSFERS</b>	<b>1 856</b>	<b>1 869</b>	<b>1 710</b>	<b>1 820</b>	<b>1 970</b>	<b>2 596</b>	<b>3 209</b>	<b>2 956</b>	<b>2 420</b>	<b>2 250</b>
<b>993 CURRENT ACCOUNT</b>	<b>:</b>	<b>:</b>	<b>:</b>	<b>:</b>	<b>:</b>	<b>:</b>	<b>:</b>	<b>:</b>	<b>31 771</b>	<b>36 218</b>
<b>994 CAPITAL ACCOUNT</b>	<b>:</b>	<b>:</b>	<b>:</b>	<b>:</b>	<b>:</b>	<b>:</b>	<b>:</b>	<b>:</b>	<b>708</b>	<b>:</b>
<b>010 CURRENT + CAPITAL ACCOUNT</b>	<b>17 873</b>	<b>16 941</b>	<b>17 919</b>	<b>20 639</b>	<b>24 390</b>	<b>25 626</b>	<b>27 410</b>	<b>29 757</b>	<b>32 478</b>	<b>:</b>
<b>995 FINANCIAL ACCOUNT</b>	<b>:</b>	<b>:</b>	<b>:</b>	<b>:</b>	<b>:</b>	<b>:</b>	<b>:</b>	<b>:</b>	<b>:</b>	<b>:</b>
<b>998 NET ERRORS AND OMISSIONS</b>	<b>:</b>	<b>:</b>	<b>:</b>	<b>:</b>	<b>:</b>	<b>:</b>	<b>:</b>	<b>:</b>	<b>:</b>	<b>:</b>



12.1.

Reporter: Ireland

Partner: World

	(Mio ECU)									
	1985	1986	1987	1988	1989	1990	1991	1992	1993	1994
	<b>Debit</b>									
<b>100 GOODS</b>	<b>12 498</b>	<b>11 359</b>	<b>11 217</b>	<b>12 322</b>	<b>14 837</b>	<b>15 223</b>	<b>15 721</b>	<b>16 304</b>	<b>17 400</b>	<b>20 301</b>
<b>200 SERVICES</b>	<b>1 917</b>	<b>2 076</b>	<b>2 463</b>	<b>2 962</b>	<b>3 565</b>	<b>3 588</b>	<b>3 813</b>	<b>4 435</b>	<b>5 731</b>	<b>6 704</b>
<b>205 Transportation</b>	<b>889</b>	<b>840</b>	<b>836</b>	<b>891</b>	<b>1 035</b>	<b>1 062</b>	<b>1 099</b>	<b>1 133</b>	<b>1 094</b>	<b>1 220</b>
206 Sea transport	:	:	:	:	:	:	:	:	468	522
207 Passenger transport on sea	:	:	:	:	:	:	:	:	20	22
208 Freight transport on sea	:	:	:	:	:	:	:	:	263	294
209 Support. auxiliary and other services	:	:	:	:	:	:	:	:	185	207
210 Air transport	:	:	:	:	:	:	:	:	425	474
211 Passenger transport by air	:	:	:	:	:	:	:	:	221	246
212 Freight transport by air	:	:	:	:	:	:	:	:	30	33
213 Supporting, auxiliary and other services	:	:	:	:	:	:	:	:	174	194
214 Other transportation	:	:	:	:	:	:	:	:	201	224
<b>236 Travel</b>	<b>562</b>	<b>697</b>	<b>717</b>	<b>812</b>	<b>899</b>	<b>913</b>	<b>910</b>	<b>1 049</b>	<b>1 043</b>	<b>1 351</b>
<b>981 Other services</b>	<b>466</b>	<b>540</b>	<b>910</b>	<b>1 259</b>	<b>1 631</b>	<b>1 613</b>	<b>1 804</b>	<b>2 253</b>	<b>3 595</b>	<b>4 133</b>
245 Communications services	:	:	:	:	:	:	:	:	180	207
249 Construction services	:	:	:	:	:	:	:	:	141	144
253 Insurance services	:	:	:	:	:	:	:	:	89	103
260 Financial services	:	:	:	:	:	:	:	:	245	229
262 Computer and information services	:	:	:	:	:	:	:	:	148	165
266 Royalties and licence fees	:	:	:	:	:	:	:	:	1 176	1 447
268 Other business services	:	:	:	:	:	:	:	:	1 420	1 624
269 Merchenting and other trade-related serv.	:	:	:	:	:	:	:	:	354	374
270 Merchenting	:	:	:	:	:	:	:	:	0	0
271 Other trade related services	:	:	:	:	:	:	:	:	354	374
272 Operational leasing	:	:	:	:	:	:	:	:	88	105
273 Misc. business, prof. and technical serv.	:	:	:	:	:	:	:	:	978	1 146
274 Legal, account., man., cons. and pub. rel.	:	:	:	:	:	:	:	:	121	157
278 Adv., market res. and polling	:	:	:	:	:	:	:	:	153	185
279 Research and development	:	:	:	:	:	:	:	:	115	126
280 Architect., engin. and other technical	:	:	:	:	:	:	:	:	:	:
281 Agric., mining and on-site processing	:	:	:	:	:	:	:	:	71	74
284 Other	:	:	:	:	:	:	:	:	215	220
285 Serv. between affiliated enterprises, nie	:	:	:	:	:	:	:	:	303	384
287 Personal, cultural and recreational services	:	:	:	:	:	:	:	:	165	182
288 Audio-visual and related services	:	:	:	:	:	:	:	:	145	162
289 Other personal, cultural and recreational	:	:	:	:	:	:	:	:	20	20
291 Government services, n i e	28	26	28	23	27	27	26	26	31	32
<b>982 Services not allocated</b>	<b>:</b>	<b>:</b>	<b>:</b>	<b>:</b>	<b>:</b>	<b>:</b>	<b>:</b>	<b>:</b>	<b>0</b>	<b>0</b>
<b>300 INCOME</b>	<b>3 877</b>	<b>3 775</b>	<b>3 739</b>	<b>4 757</b>	<b>5 893</b>	<b>6 213</b>	<b>6 026</b>	<b>6 170</b>	<b>5 894</b>	<b>6 233</b>
310 Compensation of employees	:	:	:	:	:	:	:	:	59	60
320 Investment Income	3 877	3 775	3 739	4 757	5 893	6 213	6 026	6 170	5 835	6 173
<b>379 CURRENT TRANSFERS</b>	<b>489</b>	<b>563</b>	<b>576</b>	<b>517</b>	<b>543</b>	<b>555</b>	<b>643</b>	<b>670</b>	<b>703</b>	<b>772</b>
<b>993 CURRENT ACCOUNT</b>	<b>:</b>	<b>:</b>	<b>:</b>	<b>:</b>	<b>:</b>	<b>:</b>	<b>:</b>	<b>:</b>	<b>29 728</b>	<b>34 010</b>
<b>994 CAPITAL ACCOUNT</b>	<b>:</b>	<b>:</b>	<b>:</b>	<b>:</b>	<b>:</b>	<b>:</b>	<b>:</b>	<b>:</b>	<b>75</b>	<b>:</b>
<b>010 CURRENT + CAPITAL ACCOUNT</b>	<b>18 782</b>	<b>17 773</b>	<b>17 995</b>	<b>20 559</b>	<b>24 838</b>	<b>25 579</b>	<b>26 204</b>	<b>27 579</b>	<b>29 803</b>	<b>:</b>
<b>995 FINANCIAL ACCOUNT</b>	<b>:</b>	<b>:</b>	<b>:</b>	<b>:</b>	<b>:</b>	<b>:</b>	<b>:</b>	<b>:</b>	<b>:</b>	<b>:</b>
<b>998 NET ERRORS AND OMISSIONS</b>	<b>:</b>	<b>:</b>	<b>:</b>	<b>:</b>	<b>:</b>	<b>:</b>	<b>:</b>	<b>:</b>	<b>:</b>	<b>:</b>

## 12.1.

Reporter: Ireland

Partner: World

(Mio ECU)

	1985	1986	1987	1988	1989	1990	1991	1992	1993	1994
	<b>Net</b>									
100 GOODS	822	1 157	2 255	3 242	3 647	3 142	3 391	5 392	6 927	7 969
200 SERVICES	-217	-466	-667	-907	-1 258	-980	-945	-1 407	-2 686	-3 401
205 Transportation	-249	-209	-179	-211	-297	-260	-270	-298	-309	-410
206 Sea transport	:	:	:	:	:	:	:	:	-222	-268
207 Passenger transport on sea	:	:	:	:	:	:	:	:	24	23
208 Freight transport on sea	:	:	:	:	:	:	:	:	-148	-175
209 Support. auxiliary and other services	:	:	:	:	:	:	:	:	-97	-116
210 Air transport	:	:	:	:	:	:	:	:	-67	-104
211 Passenger transport by air	:	:	:	:	:	:	:	:	-21	-40
212 Freight transport by air	:	:	:	:	:	:	:	:	10	8
213 Supporting, auxiliary and other services	:	:	:	:	:	:	:	:	-56	-72
214 Other transportation	:	:	:	:	:	:	:	:	-20	-38
236 Travel	162	-26	10	32	68	220	313	198	320	164
981 Other services	-130	-232	-498	-727	-1 028	-939	-988	-1 307	-2 698	-3 155
245 Communications services	:	:	:	:	:	:	:	:	-143	-166
249 Construction services	:	:	:	:	:	:	:	:	-64	-61
253 Insurance services	:	:	:	:	:	:	:	:	-89	-103
260 Financial services	:	:	:	:	:	:	:	:	-114	-107
262 Computer and information services	:	:	:	:	:	:	:	:	-110	-121
266 Royalties and licence fees	:	:	:	:	:	:	:	:	-1 176	-1 447
268 Other business services	:	:	:	:	:	:	:	:	-983	-1 126
269 Merchenting and other trade-related serv.	:	:	:	:	:	:	:	:	-247	-266
270 Merchenting	:	:	:	:	:	:	:	:	-91	-85
271 Other trade related services	:	:	:	:	:	:	:	:	-156	-181
272 Operational leasing	:	:	:	:	:	:	:	:	-75	-88
273 Misc. business, prof. and technical serv.	:	:	:	:	:	:	:	:	-660	-773
274 Legal, account., man., cons. and pub. rel.	:	:	:	:	:	:	:	:	-77	-103
278 Adv., market res. and polling	:	:	:	:	:	:	:	:	-111	-134
279 Research and development	:	:	:	:	:	:	:	:	-59	-60
280 Architect., engin. and other technical	:	:	:	:	:	:	:	:	:	:
281 Agric., mining and on-site processing	:	:	:	:	:	:	:	:	-63	-62
284 Other	:	:	:	:	:	:	:	:	-124	-120
285 Serv. between affiliated enterprises, nie	:	:	:	:	:	:	:	:	-226	-293
287 Personal, cultural and recreational services	:	:	:	:	:	:	:	:	-130	-142
288 Audio-visual and related services	:	:	:	:	:	:	:	:	-128	-142
289 Other personal, cultural and recreational	:	:	:	:	:	:	:	:	-2	0
291 Government services, n i e	67	64	67	77	89	82	96	114	111	118
982 Services not allocated	:	:	:	:	:	:	:	:	0	0
300 INCOME	-2 880	-2 829	-2 798	-3 559	-4 264	-4 156	-3 807	-4 093	-3 915	-3 838
310 Compensation of employees	:	:	:	:	:	:	:	:	216	231
320 Investment Income	-2 880	-2 829	-2 798	-3 559	-4 264	-4 156	-3 807	-4 093	-4 131	-4 069
379 CURRENT TRANSFERS	1 366	1 306	1 134	1 303	1 426	2 041	2 566	2 286	1 718	1 478
993 CURRENT ACCOUNT	:	:	:	:	:	:	:	:	2 043	2 208
994 CAPITAL ACCOUNT	:	:	:	:	:	:	:	:	633	330
010 CURRENT + CAPITAL ACCOUNT	-909	-832	-76	80	-448	47	1 206	2 178	2 675	2 538
995 FINANCIAL ACCOUNT	:	:	:	:	:	:	:	:	-3 819	-3 252
998 NET ERRORS AND OMISSIONS	:	:	:	:	:	:	:	:	1 144	714

12.1.

Reporter: Ireland

Partner: World

	(in %)									
	1985	1986	1987	1988	1989	1990	1991	1992	1993	1994
	<b>Cover ratio</b>									
<b>100 GOODS</b>	<b>107</b>	<b>110</b>	<b>120</b>	<b>126</b>	<b>125</b>	<b>121</b>	<b>122</b>	<b>133</b>	<b>140</b>	<b>139</b>
<b>200 SERVICES</b>	<b>89</b>	<b>78</b>	<b>73</b>	<b>69</b>	<b>65</b>	<b>73</b>	<b>75</b>	<b>68</b>	<b>53</b>	<b>49</b>
<b>205 Transportation</b>	<b>72</b>	<b>75</b>	<b>78</b>	<b>76</b>	<b>71</b>	<b>75</b>	<b>76</b>	<b>74</b>	<b>72</b>	<b>66</b>
206 Sea transport	:	:	:	:	:	:	:	:	53	49
207 Passenger transport on sea	:	:	:	:	:	:	:	:	223	206
208 Freight transport on sea	:	:	:	:	:	:	:	:	44	40
209 Support. auxiliary and other services	:	:	:	:	:	:	:	:	47	44
210 Air transport	:	:	:	:	:	:	:	:	84	78
211 Passenger transport by air	:	:	:	:	:	:	:	:	91	84
212 Freight transport by air	:	:	:	:	:	:	:	:	133	123
213 Supporting, auxiliary and other services	:	:	:	:	:	:	:	:	68	63
214 Other transportation	:	:	:	:	:	:	:	:	90	83
<b>236 Travel</b>	<b>129</b>	<b>96</b>	<b>101</b>	<b>104</b>	<b>108</b>	<b>124</b>	<b>134</b>	<b>119</b>	<b>131</b>	<b>112</b>
<b>981 Other services</b>	<b>72</b>	<b>57</b>	<b>45</b>	<b>42</b>	<b>37</b>	<b>42</b>	<b>45</b>	<b>42</b>	<b>25</b>	<b>24</b>
245 Communications services	:	:	:	:	:	:	:	:	21	20
249 Construction services	:	:	:	:	:	:	:	:	54	58
253 Insurance services	:	:	:	:	:	:	:	:	0	0
260 Financial services	:	:	:	:	:	:	:	:	54	53
262 Computer and information services	:	:	:	:	:	:	:	:	26	27
266 Royalties and licence fees	:	:	:	:	:	:	:	:	0	0
268 Other business services	:	:	:	:	:	:	:	:	31	31
269 Merchanting and other trade-related serv.	:	:	:	:	:	:	:	:	30	29
270 Merchanting	:	:	:	:	:	:	:	:	:	:
271 Other trade related services	:	:	:	:	:	:	:	:	56	52
272 Operational leasing	:	:	:	:	:	:	:	:	14	16
273 Misc. business, prof. and technical serv.	:	:	:	:	:	:	:	:	33	33
274 Legal, account., man., cons. and pub. rel.	:	:	:	:	:	:	:	:	36	34
278 Adv., market res. and polling	:	:	:	:	:	:	:	:	27	28
279 Research and development	:	:	:	:	:	:	:	:	49	52
280 Architect., engin. and other technical	:	:	:	:	:	:	:	:	:	:
281 Agric., mining and on-site processing	:	:	:	:	:	:	:	:	12	16
284 Other	:	:	:	:	:	:	:	:	42	46
285 Serv. between affiliated enterprises, nie	:	:	:	:	:	:	:	:	26	24
287 Personal, cultural and recreational services	:	:	:	:	:	:	:	:	21	22
288 Audio-visual and related services	:	:	:	:	:	:	:	:	12	13
289 Other personal, cultural and recreational	:	:	:	:	:	:	:	:	91	101
291 Government services, n i e	339	346	339	439	430	404	469	542	456	476
<b>982 Services not allocated</b>	<b>:</b>	<b>:</b>	<b>:</b>	<b>:</b>	<b>:</b>	<b>:</b>	<b>:</b>	<b>:</b>	<b>:</b>	<b>:</b>
<b>300 INCOME</b>	<b>26</b>	<b>25</b>	<b>25</b>	<b>25</b>	<b>28</b>	<b>33</b>	<b>37</b>	<b>34</b>	<b>34</b>	<b>38</b>
310 Compensation of employees	:	:	:	:	:	:	:	:	468	481
320 Investment Income	26	25	25	25	28	33	37	34	29	34
<b>379 CURRENT TRANSFERS</b>	<b>380</b>	<b>332</b>	<b>297</b>	<b>352</b>	<b>363</b>	<b>468</b>	<b>499</b>	<b>441</b>	<b>344</b>	<b>291</b>
<b>993 CURRENT ACCOUNT</b>	<b>:</b>	<b>:</b>	<b>:</b>	<b>:</b>	<b>:</b>	<b>:</b>	<b>:</b>	<b>:</b>	<b>107</b>	<b>106</b>
<b>994 CAPITAL ACCOUNT</b>	<b>:</b>	<b>:</b>	<b>:</b>	<b>:</b>	<b>:</b>	<b>:</b>	<b>:</b>	<b>:</b>	<b>:</b>	<b>:</b>
<b>010 CURRENT + CAPITAL ACCOUNT</b>	<b>:</b>	<b>:</b>	<b>:</b>	<b>:</b>	<b>:</b>	<b>:</b>	<b>:</b>	<b>:</b>	<b>:</b>	<b>:</b>
<b>995 FINANCIAL ACCOUNT</b>	<b>.</b>	<b>.</b>	<b>.</b>	<b>.</b>	<b>.</b>	<b>.</b>	<b>.</b>	<b>.</b>	<b>.</b>	<b>.</b>
<b>998 NET ERRORS AND OMISSIONS</b>	<b>.</b>	<b>.</b>	<b>.</b>	<b>.</b>	<b>.</b>	<b>.</b>	<b>.</b>	<b>.</b>	<b>.</b>	<b>.</b>

## 13.1.

Reporter: Italy

Partner: World

(Mio ECU)

	1985	1986	1987	1988	1989	1990	1991	1992	1993	1994
	<b>Credit</b>									
<b>100 GOODS</b>	<b>100 753</b>	<b>98 820</b>	<b>100 957</b>	<b>108 226</b>	<b>127 638</b>	<b>133 724</b>	<b>136 790</b>	<b>137 552</b>	<b>144 584</b>	<b>159 482</b>
<b>200 SERVICES</b>	<b>25 172</b>	<b>22 929</b>	<b>24 896</b>	<b>25 015</b>	<b>28 339</b>	<b>37 705</b>	<b>38 567</b>	<b>43 467</b>	<b>44 385</b>	<b>44 833</b>
<b>205 Transportation</b>	<b>5 688</b>	<b>5 581</b>	<b>5 959</b>	<b>6 472</b>	<b>7 701</b>	<b>7 585</b>	<b>8 914</b>	<b>8 660</b>	<b>10 125</b>	<b>10 639</b>
206 Sea transport	1 684	1 653	1 765	1 917	2 281	2 246	2 640	6 124	7 465	8 018
207 Passenger transport on sea	237	232	248	270	321	316	371	300	442	488
208 Freight transport on sea	1 448	1 420	1 517	1 647	1 960	1 930	2 269	5 581	6 647	7 247
209 Support. auxiliary and other services	:	:	:	:	:	:	:	243	376	282
210 Air transport	1 032	1 013	1 081	1 175	1 398	1 376	1 618	1 437	1 596	1 553
211 Passenger transport by air	889	837	915	988	1 234	1 186	1 347	1 182	1 248	1 202
212 Freight transport by air	143	176	166	187	163	190	271	202	268	275
213 Supporting, auxiliary and other services	:	:	:	:	:	:	:	53	80	76
214 Other transportation	2 971	2 915	3 113	3 381	4 023	3 962	4 657	1 099	1 064	1 069
<b>236 Travel</b>	<b>11 017</b>	<b>10 049</b>	<b>10 560</b>	<b>10 501</b>	<b>10 885</b>	<b>12 775</b>	<b>14 905</b>	<b>17 700</b>	<b>18 806</b>	<b>20 004</b>
<b>981 Other services</b>	<b>6 213</b>	<b>5 209</b>	<b>6 083</b>	<b>6 848</b>	<b>7 921</b>	<b>10 494</b>	<b>11 239</b>	<b>12 818</b>	<b>12 552</b>	<b>11 744</b>
245 Communications services	235	192	120	162	177	195	220	172	235	261
249 Construction services	1 174	1 093	1 203	1 409	1 442	1 913	1 845	1 940	2 004	2 154
253 Insurance services	-17	58	97	-51	4	-86	37	828	1 063	1 273
260 Financial services	1 573	1 194	1 344	1 456	2 073	2 177	2 518	3 310	3 796	2 505
262 Computer and information services	:	:	:	:	:	:	:	211	125	118
266 Royalties and licence fees	110	122	144	398	342	571	378	362	398	534
268 Other business services	2 860	2 228	2 794	3 140	3 594	4 745	5 633	5 046	4 247	4 155
269 Merchanting and other trade-related serv.	1 563	1 008	1 452	1 735	2 043	2 707	3 362	480	-294	-527
270 Merchanting	640	367	535	415	771	1 059	1 277	402	-386	-602
271 Other trade related services	923	641	917	1 320	1 273	1 648	2 085	78	92	75
272 Operational leasing	:	:	:	:	:	:	:	191	272	304
273 Misc. business, prof. and technical serv.	1 297	1 220	1 342	1 405	1 551	2 038	2 271	4 375	4 270	4 378
274 Legal, account., man., cons. and pub. rel.	:	:	:	:	:	:	:	246	335	313
278 Adv., market res. and polling	178	194	223	302	356	368	459	653	460	500
279 Research and development	:	:	:	:	:	:	:	231	292	317
280 Architect., engin. and other technical	:	:	:	:	:	:	:	1 721	1 577	1 330
281 Agric., mining and on-site processing	:	:	:	:	:	:	:	192	196	198
284 Other	:	:	:	:	:	:	:	452	414	445
285 Serv. between affiliated enterprises, nie	:	:	:	:	:	:	:	881	996	1 275
287 Personal, cultural and recreational services	97	99	94	111	125	825	282	261	216	316
288 Audio-visual and related services	:	:	:	:	:	:	:	181	142	218
289 Other personal, cultural and recreational	:	:	:	:	:	:	:	80	74	98
291 Government services, n i e	182	223	288	222	164	153	326	687	467	426
<b>982 Services not allocated</b>	<b>2 254</b>	<b>2 091</b>	<b>2 294</b>	<b>1 193</b>	<b>1 831</b>	<b>6 852</b>	<b>3 508</b>	<b>4 289</b>	<b>2 903</b>	<b>2 446</b>
<b>300 INCOME</b>	<b>9 130</b>	<b>8 346</b>	<b>7 956</b>	<b>9 346</b>	<b>13 217</b>	<b>14 645</b>	<b>17 181</b>	<b>21 291</b>	<b>25 969</b>	<b>24 159</b>
310 Compensation of employees	2 436	2 784	2 356	2 642	3 246	2 961	2 183	1 701	1 680	1 520
320 Investment Income	6 694	5 562	5 600	6 704	9 972	11 684	14 998	19 590	24 289	22 639
<b>379 CURRENT TRANSFERS</b>	<b>7 794</b>	<b>7 563</b>	<b>8 448</b>	<b>9 438</b>	<b>10 795</b>	<b>10 051</b>	<b>10 862</b>	<b>9 636</b>	<b>10 300</b>	<b>8 326</b>
<b>993 CURRENT ACCOUNT</b>	<b>:</b>	<b>:</b>	<b>:</b>	<b>:</b>	<b>:</b>	<b>:</b>	<b>:</b>	<b>211 945</b>	<b>225 239</b>	<b>236 801</b>
<b>994 CAPITAL ACCOUNT</b>	<b>:</b>	<b>:</b>	<b>:</b>	<b>:</b>	<b>:</b>	<b>:</b>	<b>:</b>	<b>968</b>	<b>1 480</b>	<b>1 064</b>
<b>010 CURRENT + CAPITAL ACCOUNT</b>	<b>142 848</b>	<b>137 658</b>	<b>142 257</b>	<b>152 025</b>	<b>179 989</b>	<b>196 126</b>	<b>203 400</b>	<b>212 913</b>	<b>226 719</b>	<b>237 865</b>
<b>995 FINANCIAL ACCOUNT</b>	<b>:</b>	<b>:</b>	<b>:</b>	<b>:</b>	<b>:</b>	<b>:</b>	<b>:</b>	<b>:</b>	<b>:</b>	<b>:</b>
<b>998 NET ERRORS AND OMISSIONS</b>	<b>:</b>	<b>:</b>	<b>:</b>	<b>:</b>	<b>:</b>	<b>:</b>	<b>:</b>	<b>:</b>	<b>:</b>	<b>:</b>

13.1.

Reporter: Italy

Partner: World

	<i>(Mio ECU)</i>									
	1985	1986	1987	1988	1989	1990	1991	1992	1993	1994
	<b>Debit</b>									
<b>100 GOODS</b>	<b>108 042</b>	<b>94 021</b>	<b>100 825</b>	<b>108 836</b>	<b>129 166</b>	<b>132 800</b>	<b>136 945</b>	<b>135 137</b>	<b>116 348</b>	<b>129 718</b>
<b>200 SERVICES</b>	<b>21 192</b>	<b>20 137</b>	<b>22 403</b>	<b>24 535</b>	<b>28 952</b>	<b>39 297</b>	<b>39 208</b>	<b>47 049</b>	<b>44 403</b>	<b>43 870</b>
<b>205 Transportation</b>	<b>8 210</b>	<b>7 702</b>	<b>8 180</b>	<b>8 905</b>	<b>10 610</b>	<b>11 364</b>	<b>12 005</b>	<b>13 222</b>	<b>13 716</b>	<b>15 616</b>
206 Sea transport	2 237	2 099	2 229	2 427	2 891	3 097	3 271	9 278	9 676	11 225
207 Passenger transport on sea	335	314	333	363	433	463	489	167	165	168
208 Freight transport on sea	1 903	1 785	1 896	2 064	2 459	2 633	2 782	6 651	6 466	7 361
209 Support. auxiliary and other services	:	:	:	:	:	:	:	2 460	3 044	3 696
210 Air transport	1 779	1 669	1 773	1 930	2 299	2 463	2 602	2 564	2 471	2 893
211 Passenger transport by air	983	1 057	1 218	1 404	1 683	1 892	2 075	1 712	1 663	1 975
212 Freight transport by air	796	613	554	526	616	571	526	417	365	387
213 Supporting, auxiliary and other services	:	:	:	:	:	:	:	436	443	531
214 Other transportation	4 193	3 934	4 178	4 548	5 420	5 805	6 132	1 380	1 569	1 498
<b>236 Travel</b>	<b>2 480</b>	<b>2 967</b>	<b>3 934</b>	<b>5 070</b>	<b>6 151</b>	<b>7 792</b>	<b>9 425</b>	<b>14 074</b>	<b>12 188</b>	<b>10 431</b>
<b>981 Other services</b>	<b>8 606</b>	<b>6 875</b>	<b>7 672</b>	<b>8 955</b>	<b>9 747</b>	<b>12 438</b>	<b>13 422</b>	<b>16 119</b>	<b>16 059</b>	<b>15 404</b>
245 Communications services	130	122	134	152	192	179	270	378	402	530
249 Construction services	598	612	615	702	769	783	862	840	941	928
253 Insurance services	205	178	167	293	356	551	631	1 007	1 012	1 182
260 Financial services	2 729	2 006	2 165	2 260	2 587	3 289	3 710	5 288	5 112	4 045
262 Computer and information services	:	:	:	:	:	:	:	228	329	339
266 Royalties and licence fees	548	586	525	812	702	1 256	1 376	1 484	1 349	1 451
268 Other business services	3 553	2 674	3 170	3 723	4 541	5 097	5 658	6 027	6 043	6 099
269 Merchanting and other trade-related serv.	1 809	921	1 253	1 675	2 100	2 737	2 960	170	160	157
270 Merchanting	0	0	0	0	0	0	0	0	0	0
271 Other trade related services	1 809	921	1 253	1 675	2 100	2 737	2 960	170	160	157
272 Operational leasing	:	:	:	:	:	:	:	392	664	625
273 Misc. business, prof. and technical serv.	1 744	1 753	1 917	2 048	2 441	2 360	2 698	5 465	5 220	5 317
274 Legal, account., man., cons. and pub. rel.	:	:	:	:	:	:	:	443	385	440
278 Adv., market res. and polling	377	378	475	596	664	761	895	957	915	933
279 Research and development	:	:	:	:	:	:	:	324	303	332
280 Architect., engin. and other technical	:	:	:	:	:	:	:	1 483	1 517	1 297
281 Agric., mining and on-site processing	:	:	:	:	:	:	:	285	269	266
284 Other	:	:	:	:	:	:	:	725	752	834
285 Serv. between affiliated enterprises, nie	:	:	:	:	:	:	:	1 249	1 079	1 215
287 Personal, cultural and recreational services	310	261	399	473	578	1 258	855	733	695	691
288 Audio-visual and related services	:	:	:	:	:	:	:	553	522	535
289 Other personal, cultural and recreational	:	:	:	:	:	:	:	180	173	156
291 Government services, n i e	534	435	497	541	22	25	60	134	175	138
<b>982 Services not allocated</b>	<b>1 896</b>	<b>2 592</b>	<b>2 616</b>	<b>1 604</b>	<b>2 444</b>	<b>7 703</b>	<b>4 356</b>	<b>3 634</b>	<b>2 440</b>	<b>2 419</b>
<b>300 INCOME</b>	<b>12 723</b>	<b>12 648</b>	<b>12 215</b>	<b>13 988</b>	<b>19 890</b>	<b>26 107</b>	<b>31 138</b>	<b>37 256</b>	<b>39 894</b>	<b>36 974</b>
310 Compensation of employees	785	755	916	1 295	2 397	2 872	2 007	1 642	1 741	1 439
320 Investment Income	11 939	11 893	11 299	12 693	17 493	23 235	29 131	35 615	38 152	35 535
<b>379 CURRENT TRANSFERS</b>	<b>6 516</b>	<b>9 337</b>	<b>9 221</b>	<b>10 704</b>	<b>13 153</b>	<b>11 884</b>	<b>15 669</b>	<b>15 891</b>	<b>18 001</b>	<b>14 850</b>
<b>993 CURRENT ACCOUNT</b>	<b>:</b>	<b>:</b>	<b>:</b>	<b>:</b>	<b>:</b>	<b>:</b>	<b>:</b>	<b>235 334</b>	<b>218 646</b>	<b>225 412</b>
<b>994 CAPITAL ACCOUNT</b>	<b>:</b>	<b>:</b>	<b>:</b>	<b>:</b>	<b>:</b>	<b>:</b>	<b>:</b>	<b>-967</b>	<b>-1 608</b>	<b>-607</b>
<b>010 CURRENT + CAPITAL ACCOUNT</b>	<b>148 473</b>	<b>136 144</b>	<b>144 664</b>	<b>158 064</b>	<b>191 161</b>	<b>210 089</b>	<b>222 960</b>	<b>234 367</b>	<b>217 038</b>	<b>224 805</b>
<b>995 FINANCIAL ACCOUNT</b>	<b>:</b>	<b>:</b>	<b>:</b>	<b>:</b>	<b>:</b>	<b>:</b>	<b>:</b>	<b>:</b>	<b>:</b>	<b>:</b>
<b>998 NET ERRORS AND OMISSIONS</b>	<b>:</b>	<b>:</b>	<b>:</b>	<b>:</b>	<b>:</b>	<b>:</b>	<b>:</b>	<b>:</b>	<b>:</b>	<b>:</b>

## 13.1.

Reporter: Italy

Partner: World

(Mio ECU)

	1985	1986	1987	1988	1989	1990	1991	1992	1993	1994
	<b>Net</b>									
100 GOODS	-7 289	4 799	132	-611	-1 528	924	-155	2 415	28 236	29 764
200 SERVICES	3 980	2 792	2 494	481	-614	-1 592	-641	-3 583	-18	963
205 Transportation	-2 522	-2 122	-2 221	-2 433	-2 909	-3 779	-3 090	-4 562	-3 591	-4 976
206 Sea transport	-553	-446	-464	-510	-611	-851	-631	-3 154	-2 211	-3 207
207 Passenger transport on sea	-98	-82	-85	-94	-112	-147	-118	134	276	320
208 Freight transport on sea	-455	-365	-379	-416	-499	-703	-513	-1 070	181	-114
209 Support. auxiliary and other services	:	:	:	:	:	:	:	-2 218	-2 668	-3 413
210 Air transport	-747	-657	-691	-755	-902	-1 086	-984	-1 128	-875	-1 340
211 Passenger transport by air	-94	-220	-303	-417	-449	-706	-729	-530	-415	-773
212 Freight transport by air	-653	-437	-388	-339	-453	-380	-255	-215	-97	-112
213 Supporting, auxiliary and other services	:	:	:	:	:	:	:	-383	-363	-455
214 Other transportation	-1 222	-1 019	-1 065	-1 168	-1 397	-1 843	-1 475	-280	-505	-429
236 Travel	8 537	7 082	6 626	5 431	4 734	4 983	5 480	3 626	6 618	9 574
981 Other services	-2 393	-1 666	-1 589	-2 107	-1 826	-1 945	-2 183	-3 301	-3 507	-3 661
245 Communications services	105	70	-15	10	-15	16	-50	-206	-167	-269
249 Construction services	577	480	588	707	674	1 130	983	1 100	1 063	1 226
253 Insurance services	-222	-120	-70	-344	-353	-637	-594	-179	51	91
260 Financial services	-1 157	-813	-822	-803	-514	-1 112	-1 192	-1 978	-1 316	-1 540
262 Computer and information services	:	:	:	:	:	:	:	-17	-204	-221
266 Royalties and licence fees	-438	-463	-381	-414	-360	-685	-998	-1 122	-951	-917
268 Other business services	-693	-446	-375	-583	-947	-352	-25	-981	-1 796	-1 944
269 Merchanting and other trade-related serv.	-246	88	199	60	-57	-30	402	310	-454	-684
270 Merchanting	640	367	535	415	771	1 059	1 277	402	-386	-602
271 Other trade related services	-886	-279	-335	-355	-827	-1 089	-875	-92	-68	-82
272 Operational leasing	:	:	:	:	:	:	:	-201	-392	-321
273 Misc. business, prof. and technical serv.	-447	-534	-575	-643	-890	-321	-427	-1 090	-950	-939
274 Legal, account., man., cons. and pub. rel.	:	:	:	:	:	:	:	-197	-50	-127
278 Adv., market res. and polling	-199	-184	-252	-294	-308	-393	-436	-304	-455	-432
279 Research and development	:	:	:	:	:	:	:	-92	-11	-15
280 Architect., engin. and other technical	:	:	:	:	:	:	:	238	60	34
281 Agric., mining and on-site processing	:	:	:	:	:	:	:	-93	-73	-68
284 Other	:	:	:	:	:	:	:	-273	-338	-389
285 Serv. between affiliated enterprises, nie	:	:	:	:	:	:	:	-368	-83	60
287 Personal, cultural and recreational services	-213	-163	-305	-362	-453	-432	-573	-472	-479	-375
288 Audio-visual and related services	:	:	:	:	:	:	:	-372	-380	-317
289 Other personal, cultural and recreational	:	:	:	:	:	:	:	-99	-99	-58
291 Government services, n i e	-352	-212	-209	-319	142	128	266	553	292	289
982 Services not allocated	358	-502	-322	-411	-613	-851	-848	655	463	27
300 INCOME	-3 593	-4 302	-4 260	-4 642	-6 673	-11 461	-13 957	-15 966	-13 925	-12 814
310 Compensation of employees	1 651	2 029	1 440	1 347	849	89	176	59	-61	81
320 Investment Income	-5 245	-6 331	-5 700	-5 990	-7 521	-11 551	-14 133	-16 025	-13 863	-12 896
379 CURRENT TRANSFERS	1 278	-1 774	-773	-1 266	-2 358	-1 833	-4 807	-6 256	-7 701	-6 523
993 CURRENT ACCOUNT	:	:	:	:	:	:	:	-23 389	6 593	11 389
994 CAPITAL ACCOUNT	:	:	:	:	:	:	:	1 935	3 088	1 671
010 CURRENT + CAPITAL ACCOUNT	-5 625	1 515	-2 407	-6 038	-11 172	-13 963	-19 560	-21 454	9 680	13 060
995 FINANCIAL ACCOUNT	:	:	:	:	:	:	:	26 870	6 841	-13 468
998 NET ERRORS AND OMISSIONS	:	:	:	:	:	:	:	-5 416	-16 521	408

## 13.1.

Reporter: Italy

Partner: World

	(in %)									
	1985	1986	1987	1988	1989	1990	1991	1992	1993	1994
	<b>Cover ratio</b>									
<b>100 GOODS</b>	<b>93</b>	<b>105</b>	<b>100</b>	<b>99</b>	<b>99</b>	<b>101</b>	<b>100</b>	<b>102</b>	<b>124</b>	<b>123</b>
<b>200 SERVICES</b>	<b>119</b>	<b>114</b>	<b>111</b>	<b>102</b>	<b>98</b>	<b>96</b>	<b>98</b>	<b>92</b>	<b>100</b>	<b>102</b>
<b>205 Transportation</b>	<b>69</b>	<b>72</b>	<b>73</b>	<b>73</b>	<b>73</b>	<b>67</b>	<b>74</b>	<b>65</b>	<b>74</b>	<b>68</b>
206 Sea transport	75	79	79	79	79	73	81	66	77	71
207 Passenger transport on sea	71	74	74	74	74	68	76	180	267	291
208 Freight transport on sea	76	80	80	80	80	73	82	84	103	98
209 Support. auxiliary and other services	:	:	:	:	:	:	:	10	12	8
210 Air transport	58	61	61	61	61	56	62	56	65	54
211 Passenger transport by air	90	79	75	70	73	63	65	69	75	61
212 Freight transport by air	18	29	30	36	26	33	52	48	73	71
213 Supporting, auxiliary and other services	:	:	:	:	:	:	:	12	18	14
214 Other transportation	71	74	75	74	74	68	76	80	68	71
<b>236 Travel</b>	<b>444</b>	<b>339</b>	<b>268</b>	<b>207</b>	<b>177</b>	<b>164</b>	<b>158</b>	<b>126</b>	<b>154</b>	<b>192</b>
<b>981 Other services</b>	<b>72</b>	<b>76</b>	<b>79</b>	<b>76</b>	<b>81</b>	<b>84</b>	<b>84</b>	<b>80</b>	<b>78</b>	<b>76</b>
245 Communications services	181	157	89	107	92	109	81	46	58	49
249 Construction services	196	178	196	201	188	244	214	231	213	232
253 Insurance services	-	33	58	-	1	-	6	82	105	108
260 Financial services	58	59	62	64	80	66	68	63	74	62
262 Computer and information services	:	:	:	:	:	:	:	92	38	35
266 Royalties and licence fees	20	21	27	49	49	45	27	24	30	37
268 Other business services	81	83	88	84	79	93	100	84	70	68
269 Merchanting and other trade-related serv.	86	110	116	104	97	99	114	282	-	-
270 Merchanting	:	:	:	:	:	:	:	:	:	:
271 Other trade related services	51	70	73	79	61	60	70	46	57	48
272 Operational leasing	:	:	:	:	:	:	:	49	41	49
273 Misc. business, prof. and technical serv.	74	70	70	69	64	86	84	80	82	82
274 Legal, account., man., cons. and pub. rel.	:	:	:	:	:	:	:	56	87	71
278 Adv., market res. and polling	47	51	47	51	54	48	51	68	50	54
279 Research and development	:	:	:	:	:	:	:	71	97	96
280 Architect., engin. and other technical	:	:	:	:	:	:	:	116	104	103
281 Agric., mining and on-site processing	:	:	:	:	:	:	:	67	73	74
284 Other	:	:	:	:	:	:	:	62	55	53
285 Serv. between affiliated enterprises, nie	:	:	:	:	:	:	:	71	92	105
287 Personal, cultural and recreational services	31	38	23	24	22	66	33	36	31	46
288 Audio-visual and related services	:	:	:	:	:	:	:	33	27	41
289 Other personal, cultural and recreational	:	:	:	:	:	:	:	45	43	63
291 Government services, n i e	34	51	58	41	752	613	543	512	267	310
<b>982 Services not allocated</b>	<b>119</b>	<b>81</b>	<b>88</b>	<b>74</b>	<b>75</b>	<b>89</b>	<b>81</b>	<b>118</b>	<b>119</b>	<b>101</b>
<b>300 INCOME</b>	<b>72</b>	<b>66</b>	<b>65</b>	<b>67</b>	<b>66</b>	<b>56</b>	<b>55</b>	<b>57</b>	<b>65</b>	<b>65</b>
310 Compensation of employees	310	369	257	204	135	103	109	104	96	106
320 Investment Income	56	47	50	53	57	50	51	55	64	64
<b>379 CURRENT TRANSFERS</b>	<b>120</b>	<b>81</b>	<b>92</b>	<b>88</b>	<b>82</b>	<b>85</b>	<b>69</b>	<b>61</b>	<b>57</b>	<b>56</b>
<b>993 CURRENT ACCOUNT</b>	<b>:</b>	<b>:</b>	<b>:</b>	<b>:</b>	<b>:</b>	<b>:</b>	<b>:</b>	<b>90</b>	<b>103</b>	<b>105</b>
<b>994 CAPITAL ACCOUNT</b>	<b>:</b>	<b>:</b>	<b>:</b>	<b>:</b>	<b>:</b>	<b>:</b>	<b>:</b>	<b>:</b>	<b>:</b>	<b>:</b>
<b>010 CURRENT + CAPITAL ACCOUNT</b>	<b>96</b>	<b>101</b>	<b>98</b>	<b>96</b>	<b>94</b>	<b>93</b>	<b>91</b>	<b>91</b>	<b>104</b>	<b>106</b>
<b>995 FINANCIAL ACCOUNT</b>	<b>.</b>	<b>.</b>	<b>.</b>	<b>.</b>	<b>.</b>	<b>.</b>	<b>.</b>	<b>.</b>	<b>.</b>	<b>.</b>
<b>998 NET ERRORS AND OMISSIONS</b>	<b>.</b>	<b>.</b>	<b>.</b>	<b>.</b>	<b>.</b>	<b>.</b>	<b>.</b>	<b>.</b>	<b>.</b>	<b>.</b>

## 13.2.

Reporter: Italy

Partner: Intra EUR15

(Mio ECU)

	1985	1986	1987	1988	1989	1990	1991	1992	1993	1994
	<b>Credit</b>									
100 GOODS	:	:	:	:	:	:	:	85 056	83 038	91 619
200 SERVICES	:	:	:	:	:	:	:	23 247	24 588	24 791
205 Transportation	:	:	:	:	:	:	:	3 197	3 782	4 048
206 Sea transport	:	:	:	:	:	:	:	1 862	2 286	2 530
207 Passenger transport on sea	:	:	:	:	:	:	:	115	166	196
208 Freight transport on sea	:	:	:	:	:	:	:	1 641	1 924	2 198
209 Support. auxiliary and other services	:	:	:	:	:	:	:	106	197	136
210 Air transport	:	:	:	:	:	:	:	505	717	727
211 Passenger transport by air	:	:	:	:	:	:	:	407	569	599
212 Freight transport by air	:	:	:	:	:	:	:	68	97	84
213 Supporting, auxiliary and other services	:	:	:	:	:	:	:	30	51	44
214 Other transportation	:	:	:	:	:	:	:	830	779	791
236 Travel	:	:	:	:	:	:	:	10 700	11 796	12 766
981 Other services	:	:	:	:	:	:	:	6 937	7 329	6 618
245 Communications services	:	:	:	:	:	:	:	41	53	91
249 Construction services	:	:	:	:	:	:	:	684	720	763
253 Insurance services	:	:	:	:	:	:	:	493	613	678
260 Financial services	:	:	:	:	:	:	:	2 168	2 668	1 676
262 Computer and information services	:	:	:	:	:	:	:	69	62	68
266 Royalties and licence fees	:	:	:	:	:	:	:	151	155	275
268 Other business services	:	:	:	:	:	:	:	2 955	2 734	2 671
269 Merchanting and other trade-related serv.	:	:	:	:	:	:	:	250	36	-263
270 Merchanting	:	:	:	:	:	:	:	202	-28	-313
271 Other trade related services	:	:	:	:	:	:	:	47	64	50
272 Operational leasing	:	:	:	:	:	:	:	119	206	230
273 Misc. business, prof. and technical serv.	:	:	:	:	:	:	:	2 587	2 492	2 704
274 Legal, account., man., cons. and pub. rel.	:	:	:	:	:	:	:	138	228	205
278 Adv., market res. and polling	:	:	:	:	:	:	:	449	295	359
279 Research and development	:	:	:	:	:	:	:	158	212	234
280 Architect., engin. and other technical	:	:	:	:	:	:	:	973	879	746
281 Agric., mining and on-site processing	:	:	:	:	:	:	:	113	114	122
284 Other	:	:	:	:	:	:	:	289	251	296
285 Serv. between affiliated enterprises, nie	:	:	:	:	:	:	:	465	512	743
287 Personal, cultural and recreational services	:	:	:	:	:	:	:	173	145	215
288 Audio-visual and related services	:	:	:	:	:	:	:	121	95	148
289 Other personal, cultural and recreational	:	:	:	:	:	:	:	52	50	68
291 Government services, n i e	:	:	:	:	:	:	:	203	180	181
982 Services not allocated	:	:	:	:	:	:	:	2 413	1 681	1 359
300 INCOME	:	:	:	:	:	:	:	14 694	18 546	16 601
310 Compensation of employees	:	:	:	:	:	:	:	730	626	680
320 Investment Income	:	:	:	:	:	:	:	13 964	17 920	15 921
379 CURRENT TRANSFERS	:	:	:	:	:	:	:	8 400	8 982	7 094
993 CURRENT ACCOUNT	:	:	:	:	:	:	:	131 398	135 155	140 105
994 CAPITAL ACCOUNT	:	:	:	:	:	:	:	:	:	:
010 CURRENT + CAPITAL ACCOUNT	:	:	:	:	:	:	:	:	:	:
995 FINANCIAL ACCOUNT	:	:	:	:	:	:	:	:	:	:
998 NET ERRORS AND OMISSIONS	:	:	:	:	:	:	:	:	:	:



## 13.2.

Reporter: Italy

Partner: Intra EUR15

	(Mio ECU)									
	1985	1986	1987	1988	1989	1990	1991	1992	1993	1994
	<b>Debit</b>									
<b>100 GOODS</b>	:	:	:	:	:	:	:	84 696	68 811	77 803
<b>200 SERVICES</b>	:	:	:	:	:	:	:	27 568	25 442	25 329
<b>205 Transportation</b>	:	:	:	:	:	:	:	7 761	7 860	8 966
206 Sea transport	:	:	:	:	:	:	:	4 840	4 863	5 821
207 Passenger transport on sea	:	:	:	:	:	:	:	70	78	83
208 Freight transport on sea	:	:	:	:	:	:	:	3 765	3 525	4 114
209 Support. auxiliary and other services	:	:	:	:	:	:	:	1 005	1 261	1 624
210 Air transport	:	:	:	:	:	:	:	1 574	1 466	1 682
211 Passenger transport by air	:	:	:	:	:	:	:	929	870	1 005
212 Freight transport by air	:	:	:	:	:	:	:	417	365	387
213 Supporting, auxiliary and other services	:	:	:	:	:	:	:	229	231	290
214 Other transportation	:	:	:	:	:	:	:	1 346	1 532	1 463
<b>236 Travel</b>	:	:	:	:	:	:	:	8 668	7 110	6 120
<b>981 Other services</b>	:	:	:	:	:	:	:	9 121	9 084	8 760
245 Communications services	:	:	:	:	:	:	:	272	195	216
249 Construction services	:	:	:	:	:	:	:	390	395	435
253 Insurance services	:	:	:	:	:	:	:	555	644	824
260 Financial services	:	:	:	:	:	:	:	3 406	3 386	2 463
262 Computer and information services	:	:	:	:	:	:	:	148	150	113
266 Royalties and licence fees	:	:	:	:	:	:	:	511	506	608
268 Other business services	:	:	:	:	:	:	:	3 487	3 485	3 812
269 Merchanting and other trade-related serv.	:	:	:	:	:	:	:	102	99	90
270 Merchanting	:	:	:	:	:	:	:	0	0	0
271 Other trade related services	:	:	:	:	:	:	:	102	99	90
272 Operational leasing	:	:	:	:	:	:	:	331	465	528
273 Misc. business, prof. and technical serv.	:	:	:	:	:	:	:	3 054	2 921	3 194
274 Legal, account., man., cons. and pub. rel.	:	:	:	:	:	:	:	198	194	229
278 Adv., market res. and polling	:	:	:	:	:	:	:	669	603	642
279 Research and development	:	:	:	:	:	:	:	182	197	234
280 Architect., engin. and other technical	:	:	:	:	:	:	:	928	884	915
281 Agric., mining and on-site processing	:	:	:	:	:	:	:	159	151	160
284 Other	:	:	:	:	:	:	:	389	430	487
285 Serv. between affiliated enterprises, nie	:	:	:	:	:	:	:	529	463	526
287 Personal, cultural and recreational services	:	:	:	:	:	:	:	286	230	238
288 Audio-visual and related services	:	:	:	:	:	:	:	188	121	138
289 Other personal, cultural and recreational	:	:	:	:	:	:	:	98	109	100
291 Government services, n i e	:	:	:	:	:	:	:	66	93	51
<b>982 Services not allocated</b>	:	:	:	:	:	:	:	2 018	1 387	1 484
<b>300 INCOME</b>	:	:	:	:	:	:	:	26 745	30 057	27 104
310 Compensation of employees	:	:	:	:	:	:	:	625	613	489
320 Investment income	:	:	:	:	:	:	:	26 120	29 444	26 615
<b>379 CURRENT TRANSFERS</b>	:	:	:	:	:	:	:	10 410	13 473	10 824
<b>993 CURRENT ACCOUNT</b>	:	:	:	:	:	:	:	149 419	137 783	141 060
<b>994 CAPITAL ACCOUNT</b>	:	:	:	:	:	:	:	:	:	:
<b>010 CURRENT + CAPITAL ACCOUNT</b>	:	:	:	:	:	:	:	:	:	:
<b>995 FINANCIAL ACCOUNT</b>	:	:	:	:	:	:	:	:	:	:
<b>998 NET ERRORS AND OMISSIONS</b>	:	:	:	:	:	:	:	:	:	:

## 13.2.

Reporter: Italy

Partner: Intra EUR15

(Mio ECU)

	1985	1986	1987	1988	1989	1990	1991	1992	1993	1994
	<b>Net</b>									
100 GOODS	:	:	:	:	:	:	:	360	14 228	13 816
200 SERVICES	:	:	:	:	:	:	:	-4 321	-853	-538
205 Transportation	:	:	:	:	:	:	:	-4 563	-4 078	-4 918
206 Sea transport	:	:	:	:	:	:	:	-2 978	-2 576	-3 291
207 Passenger transport on sea	:	:	:	:	:	:	:	45	88	113
208 Freight transport on sea	:	:	:	:	:	:	:	-2 124	-1 601	-1 916
209 Support. auxiliary and other services	:	:	:	:	:	:	:	-899	-1 064	-1 489
210 Air transport	:	:	:	:	:	:	:	-1 069	-749	-955
211 Passenger transport by air	:	:	:	:	:	:	:	-521	-301	-406
212 Freight transport by air	:	:	:	:	:	:	:	-349	-268	-303
213 Supporting, auxiliary and other services	:	:	:	:	:	:	:	-198	-180	-246
214 Other transportation	:	:	:	:	:	:	:	-516	-753	-671
236 Travel	:	:	:	:	:	:	:	2 032	4 686	6 646
981 Other services	:	:	:	:	:	:	:	-2 184	-1 756	-2 142
245 Communications services	:	:	:	:	:	:	:	-231	-143	-125
249 Construction services	:	:	:	:	:	:	:	294	325	328
253 Insurance services	:	:	:	:	:	:	:	-62	-30	-146
260 Financial services	:	:	:	:	:	:	:	-1 237	-719	-787
262 Computer and information services	:	:	:	:	:	:	:	-79	-89	-45
266 Royalties and licence fees	:	:	:	:	:	:	:	-360	-351	-333
268 Other business services	:	:	:	:	:	:	:	-532	-751	-1 141
269 Merchanting and other trade-related serv.	:	:	:	:	:	:	:	147	-63	-354
270 Merchanting	:	:	:	:	:	:	:	202	-28	-313
271 Other trade related services	:	:	:	:	:	:	:	-55	-35	-40
272 Operational leasing	:	:	:	:	:	:	:	-212	-259	-298
273 Misc. business, prof. and technical serv.	:	:	:	:	:	:	:	-467	-429	-490
274 Legal, account., man., cons. and pub. rel.	:	:	:	:	:	:	:	-60	34	-25
278 Adv., market res. and polling	:	:	:	:	:	:	:	-220	-307	-283
279 Research and development	:	:	:	:	:	:	:	-24	15	0
280 Architect., engin. and other technical	:	:	:	:	:	:	:	46	-6	-170
281 Agric., mining and on-site processing	:	:	:	:	:	:	:	-46	-36	-38
284 Other	:	:	:	:	:	:	:	-100	-178	-192
285 Serv. between affiliated enterprises, nie	:	:	:	:	:	:	:	-64	50	216
287 Personal, cultural and recreational services	:	:	:	:	:	:	:	-113	-84	-22
288 Audio-visual and related services	:	:	:	:	:	:	:	-67	-26	10
289 Other personal, cultural and recreational	:	:	:	:	:	:	:	-46	-59	-32
291 Government services, n i e	:	:	:	:	:	:	:	137	87	130
982 Services not allocated	:	:	:	:	:	:	:	395	294	-125
300 INCOME	:	:	:	:	:	:	:	-12 051	-11 511	-10 503
310 Compensation of employees	:	:	:	:	:	:	:	105	13	191
320 Investment Income	:	:	:	:	:	:	:	-12 156	-11 524	-10 694
379 CURRENT TRANSFERS	:	:	:	:	:	:	:	-2 010	-4 491	-3 729
993 CURRENT ACCOUNT	:	:	:	:	:	:	:	-18 022	-2 627	-955
994 CAPITAL ACCOUNT	:	:	:	:	:	:	:	:	:	:
010 CURRENT + CAPITAL ACCOUNT	:	:	:	:	:	:	:	:	:	:
995 FINANCIAL ACCOUNT	:	:	:	:	:	:	:	:	:	:
998 NET ERRORS AND OMISSIONS	:	:	:	:	:	:	:	:	:	:

13.2.

Reporter: Italy

Partner: Intra EUR15

	(in %)									
	1985	1986	1987	1988	1989	1990	1991	1992	1993	1994
	<b>Cover ratio</b>									
<b>100 GOODS</b>	:	:	:	:	:	:	:	100	121	118
<b>200 SERVICES</b>	:	:	:	:	:	:	:	84	97	98
<b>205 Transportation</b>	:	:	:	:	:	:	:	41	48	45
206 Sea transport	:	:	:	:	:	:	:	38	47	43
207 Passenger transport on sea	:	:	:	:	:	:	:	163	213	237
208 Freight transport on sea	:	:	:	:	:	:	:	44	55	53
209 Support. auxiliary and other services	:	:	:	:	:	:	:	11	16	8
210 Air transport	:	:	:	:	:	:	:	32	49	43
211 Passenger transport by air	:	:	:	:	:	:	:	44	65	60
212 Freight transport by air	:	:	:	:	:	:	:	16	27	22
213 Supporting, auxiliary and other services	:	:	:	:	:	:	:	13	22	15
214 Other transportation	:	:	:	:	:	:	:	62	51	54
<b>236 Travel</b>	:	:	:	:	:	:	:	123	166	209
<b>981 Other services</b>	:	:	:	:	:	:	:	76	81	76
245 Communications services	:	:	:	:	:	:	:	15	27	42
249 Construction services	:	:	:	:	:	:	:	175	182	175
253 Insurance services	:	:	:	:	:	:	:	89	95	82
260 Financial services	:	:	:	:	:	:	:	64	79	68
262 Computer and information services	:	:	:	:	:	:	:	47	41	60
266 Royalties and licence fees	:	:	:	:	:	:	:	29	31	45
268 Other business services	:	:	:	:	:	:	:	85	78	70
269 Merchenting and other trade-related serv.	:	:	:	:	:	:	:	244	37	-
270 Merchenting	:	:	:	:	:	:	:	:	:	:
271 Other trade related services	:	:	:	:	:	:	:	46	65	55
272 Operational leasing	:	:	:	:	:	:	:	36	44	44
273 Misc. business, prof. and technical serv.	:	:	:	:	:	:	:	85	85	85
274 Legal, account., man., cons. and pub. rel.	:	:	:	:	:	:	:	70	118	89
278 Adv., market res. and polling	:	:	:	:	:	:	:	67	49	56
279 Research and development	:	:	:	:	:	:	:	87	108	100
280 Architect., engin. and other technical	:	:	:	:	:	:	:	105	99	81
281 Agric., mining and on-site processing	:	:	:	:	:	:	:	71	76	77
284 Other	:	:	:	:	:	:	:	74	59	61
285 Serv. between affiliated enterprises, nie	:	:	:	:	:	:	:	88	111	141
287 Personal, cultural and recreational services	:	:	:	:	:	:	:	60	63	91
288 Audio-visual and related services	:	:	:	:	:	:	:	64	79	107
289 Other personal, cultural and recreational	:	:	:	:	:	:	:	53	46	68
291 Government services, n i e	:	:	:	:	:	:	:	305	194	357
<b>982 Services not allocated</b>	:	:	:	:	:	:	:	120	121	92
<b>300 INCOME</b>	:	:	:	:	:	:	:	55	62	61
310 Compensation of employees	:	:	:	:	:	:	:	117	102	139
320 Investment Income	:	:	:	:	:	:	:	53	61	60
<b>379 CURRENT TRANSFERS</b>	:	:	:	:	:	:	:	81	67	66
<b>993 CURRENT ACCOUNT</b>	:	:	:	:	:	:	:	88	98	99
<b>994 CAPITAL ACCOUNT</b>	:	:	:	:	:	:	:	:	:	:
<b>010 CURRENT + CAPITAL ACCOUNT</b>	:	:	:	:	:	:	:	:	:	:
<b>995 FINANCIAL ACCOUNT</b>	.	.	.	.	.	.	.	.	.	.
<b>998 NET ERRORS AND OMISSIONS</b>	.	.	.	.	.	.	.	.	.	.

## 13.3.

Reporter: Italy

Partner: Extra EUR15

	(Mio ECU)									
	1985	1986	1987	1988	1989	1990	1991	1992	1993	1994
	<b>Credit</b>									
<b>100 GOODS</b>	:	:	:	:	:	:	:	52 418	61 391	67 805
<b>200 SERVICES</b>	:	:	:	:	:	:	:	18 069	19 011	19 184
<b>205 Transportation</b>	:	:	:	:	:	:	:	5 378	6 341	6 591
206 Sea transport	:	:	:	:	:	:	:	4 211	5 178	5 488
207 Passenger transport on sea	:	:	:	:	:	:	:	183	276	292
208 Freight transport on sea	:	:	:	:	:	:	:	3 895	4 723	5 049
209 Support. auxiliary and other services	:	:	:	:	:	:	:	132	179	147
210 Air transport	:	:	:	:	:	:	:	921	879	826
211 Passenger transport by air	:	:	:	:	:	:	:	768	679	603
212 Freight transport by air	:	:	:	:	:	:	:	131	171	191
213 Supporting, auxiliary and other services	:	:	:	:	:	:	:	22	29	32
214 Other transportation	:	:	:	:	:	:	:	246	284	277
<b>236 Travel</b>	:	:	:	:	:	:	:	5 588	6 350	6 691
<b>981 Other services</b>	:	:	:	:	:	:	:	5 704	5 224	5 111
245 Communications services	:	:	:	:	:	:	:	123	181	170
249 Construction services	:	:	:	:	:	:	:	1 176	1 284	1 388
253 Insurance services	:	:	:	:	:	:	:	312	449	593
260 Financial services	:	:	:	:	:	:	:	1 141	1 128	821
262 Computer and information services	:	:	:	:	:	:	:	141	63	51
266 Royalties and licence fees	:	:	:	:	:	:	:	210	243	259
268 Other business services	:	:	:	:	:	:	:	2 029	1 517	1 483
269 Merchanting and other trade-related serv.	:	:	:	:	:	:	:	253	-327	-264
270 Merchanting	:	:	:	:	:	:	:	223	-354	-289
271 Other trade related services	:	:	:	:	:	:	:	29	28	25
272 Operational leasing	:	:	:	:	:	:	:	68	66	74
273 Misc. business, prof. and technical serv.	:	:	:	:	:	:	:	1 708	1 777	1 673
274 Legal, account., man., cons. and pub. rel.	:	:	:	:	:	:	:	106	107	108
278 Adv., market res. and polling	:	:	:	:	:	:	:	194	165	141
279 Research and development	:	:	:	:	:	:	:	71	80	83
280 Architect., engin. and other technical	:	:	:	:	:	:	:	724	698	585
281 Agric., mining and on-site processing	:	:	:	:	:	:	:	75	82	76
284 Other	:	:	:	:	:	:	:	160	162	149
285 Serv. between affiliated enterprises, nie	:	:	:	:	:	:	:	378	483	532
287 Personal, cultural and recreational services	:	:	:	:	:	:	:	87	71	101
288 Audio-visual and related services	:	:	:	:	:	:	:	59	47	70
289 Other personal, cultural and recreational	:	:	:	:	:	:	:	28	24	30
291 Government services, n i e	:	:	:	:	:	:	:	484	287	245
<b>982 Services not allocated</b>	:	:	:	:	:	:	:	1 400	1 096	791
<b>300 INCOME</b>	:	:	:	:	:	:	:	6 558	7 416	7 436
310 Compensation of employees	:	:	:	:	:	:	:	941	1 052	838
320 Investment Income	:	:	:	:	:	:	:	5 617	6 363	6 598
<b>379 CURRENT TRANSFERS</b>	:	:	:	:	:	:	:	1 214	1 310	1 224
<b>993 CURRENT ACCOUNT</b>	:	:	:	:	:	:	:	78 258	89 127	95 649
<b>994 CAPITAL ACCOUNT</b>	:	:	:	:	:	:	:	:	:	:
<b>010 CURRENT + CAPITAL ACCOUNT</b>	:	:	:	:	:	:	:	:	:	:
<b>995 FINANCIAL ACCOUNT</b>	:	:	:	:	:	:	:	:	:	:
<b>998 NET ERRORS AND OMISSIONS</b>	:	:	:	:	:	:	:	:	:	:

13.3.

Reporter: Italy

Partner: Extra EUR15

	(Mio ECU)									
	1985	1986	1987	1988	1989	1990	1991	1992	1993	1994
	<b>Debit</b>									
<b>100 GOODS</b>	:	:	:	:	:	:	:	50 066	47 281	51 610
<b>200 SERVICES</b>	:	:	:	:	:	:	:	18 491	18 745	18 268
<b>205 Transportation</b>	:	:	:	:	:	:	:	5 401	5 835	6 624
206 Sea transport	:	:	:	:	:	:	:	4 399	4 792	5 378
207 Passenger transport on sea	:	:	:	:	:	:	:	93	87	85
208 Freight transport on sea	:	:	:	:	:	:	:	2 859	2 921	3 221
209 Support. auxiliary and other services	:	:	:	:	:	:	:	1 447	1 784	2 071
210 Air transport	:	:	:	:	:	:	:	968	1 005	1 211
211 Passenger transport by air	:	:	:	:	:	:	:	763	793	971
212 Freight transport by air	:	:	:	:	:	:	:	0	0	0
213 Supporting, auxiliary and other services	:	:	:	:	:	:	:	205	213	240
214 Other transportation	:	:	:	:	:	:	:	33	37	35
<b>236 Travel</b>	:	:	:	:	:	:	:	4 910	5 000	4 209
<b>981 Other services</b>	:	:	:	:	:	:	:	6 913	6 965	6 610
245 Communications services	:	:	:	:	:	:	:	104	206	313
249 Construction services	:	:	:	:	:	:	:	446	545	493
253 Insurance services	:	:	:	:	:	:	:	456	363	357
260 Financial services	:	:	:	:	:	:	:	1 880	1 725	1 563
262 Computer and information services	:	:	:	:	:	:	:	74	179	226
266 Royalties and licence fees	:	:	:	:	:	:	:	957	843	840
268 Other business services	:	:	:	:	:	:	:	2 484	2 558	2 279
269 Merchanting and other trade-related serv.	:	:	:	:	:	:	:	66	61	67
270 Merchanting	:	:	:	:	:	:	:	0	0	0
271 Other trade related services	:	:	:	:	:	:	:	66	61	67
272 Operational leasing	:	:	:	:	:	:	:	59	199	97
273 Misc. business, prof. and technical serv.	:	:	:	:	:	:	:	2 359	2 299	2 115
274 Legal, account., man., cons. and pub. rel.	:	:	:	:	:	:	:	242	192	211
278 Adv., market res. and polling	:	:	:	:	:	:	:	286	312	290
279 Research and development	:	:	:	:	:	:	:	139	106	98
280 Architect., engin. and other technical	:	:	:	:	:	:	:	534	633	374
281 Agric., mining and on-site processing	:	:	:	:	:	:	:	123	119	106
284 Other	:	:	:	:	:	:	:	319	322	347
285 Serv. between affiliated enterprises, nie	:	:	:	:	:	:	:	715	616	689
287 Personal, cultural and recreational services	:	:	:	:	:	:	:	445	464	454
288 Audio-visual and related services	:	:	:	:	:	:	:	365	399	397
289 Other personal, cultural and recreational	:	:	:	:	:	:	:	80	64	57
291 Government services, n i e	:	:	:	:	:	:	:	67	81	85
<b>982 Services not allocated</b>	:	:	:	:	:	:	:	1 268	945	825
<b>300 INCOME</b>	:	:	:	:	:	:	:	10 422	9 790	9 551
310 Compensation of employees	:	:	:	:	:	:	:	951	1 092	899
320 Investment Income	:	:	:	:	:	:	:	9 471	8 698	8 652
<b>379 CURRENT TRANSFERS</b>	:	:	:	:	:	:	:	5 059	4 219	3 753
<b>993 CURRENT ACCOUNT</b>	:	:	:	:	:	:	:	84 039	80 035	83 182
<b>994 CAPITAL ACCOUNT</b>	:	:	:	:	:	:	:	:	:	:
<b>010 CURRENT + CAPITAL ACCOUNT</b>	:	:	:	:	:	:	:	:	:	:
<b>995 FINANCIAL ACCOUNT</b>	:	:	:	:	:	:	:	:	:	:
<b>998 NET ERRORS AND OMISSIONS</b>	:	:	:	:	:	:	:	:	:	:

**13.3.**
**Reporter: Italy**
**Partner: Extra EUR15**

	(Mio ECU)									
	1985	1986	1987	1988	1989	1990	1991	1992	1993	1994
	<b>Net</b>									
<b>100 GOODS</b>	:	:	:	:	:	:	:	<b>2 352</b>	<b>14 109</b>	<b>16 196</b>
<b>200 SERVICES</b>	:	:	:	:	:	:	:	<b>-422</b>	<b>266</b>	<b>915</b>
<b>205 Transportation</b>	:	:	:	:	:	:	:	<b>-23</b>	<b>507</b>	<b>-33</b>
206 Sea transport	:	:	:	:	:	:	:	-188	386	110
207 Passenger transport on sea	:	:	:	:	:	:	:	90	189	207
208 Freight transport on sea	:	:	:	:	:	:	:	1 036	1 802	1 827
209 Support. auxiliary and other services	:	:	:	:	:	:	:	-1 315	-1 604	-1 924
210 Air transport	:	:	:	:	:	:	:	-47	-126	-385
211 Passenger transport by air	:	:	:	:	:	:	:	5	-114	-367
212 Freight transport by air	:	:	:	:	:	:	:	131	170	191
213 Supporting, auxiliary and other services	:	:	:	:	:	:	:	-183	-183	-209
214 Other transportation	:	:	:	:	:	:	:	213	247	242
<b>236 Travel</b>	:	:	:	:	:	:	:	<b>678</b>	<b>1 350</b>	<b>2 482</b>
<b>981 Other services</b>	:	:	:	:	:	:	:	<b>-1 209</b>	<b>-1 741</b>	<b>-1 499</b>
245 Communications services	:	:	:	:	:	:	:	20	-25	-144
249 Construction services	:	:	:	:	:	:	:	730	739	894
253 Insurance services	:	:	:	:	:	:	:	-144	85	236
260 Financial services	:	:	:	:	:	:	:	-739	-597	-742
262 Computer and information services	:	:	:	:	:	:	:	67	-116	-175
266 Royalties and licence fees	:	:	:	:	:	:	:	-747	-600	-581
268 Other business services	:	:	:	:	:	:	:	-454	-1 041	-795
269 Merchanting and other trade-related serv.	:	:	:	:	:	:	:	186	-388	-331
270 Merchanting	:	:	:	:	:	:	:	223	-354	-289
271 Other trade related services	:	:	:	:	:	:	:	-37	-33	-42
272 Operational leasing	:	:	:	:	:	:	:	10	-132	-23
273 Misc. business, prof. and technical serv.	:	:	:	:	:	:	:	-650	-521	-442
274 Legal, account., man., cons. and pub. rel.	:	:	:	:	:	:	:	-137	-84	-103
278 Adv., market res. and polling	:	:	:	:	:	:	:	-92	-147	-149
279 Research and development	:	:	:	:	:	:	:	-68	-25	-15
280 Architect., engin. and other technical	:	:	:	:	:	:	:	190	66	211
281 Agric., mining and on-site processing	:	:	:	:	:	:	:	-48	-37	-30
284 Other	:	:	:	:	:	:	:	-159	-160	-198
285 Serv. between affiliated enterprises, nie	:	:	:	:	:	:	:	-336	-133	-157
287 Personal, cultural and recreational services	:	:	:	:	:	:	:	-359	-393	-353
288 Audio-visual and related services	:	:	:	:	:	:	:	-306	-353	-327
289 Other personal, cultural and recreational	:	:	:	:	:	:	:	-52	-40	-26
291 Government services, n i e	:	:	:	:	:	:	:	417	206	161
<b>982 Services not allocated</b>	:	:	:	:	:	:	:	<b>132</b>	<b>151</b>	<b>-34</b>
<b>300 INCOME</b>	:	:	:	:	:	:	:	<b>-3 864</b>	<b>-2 374</b>	<b>-2 115</b>
310 Compensation of employees	:	:	:	:	:	:	:	-10	-40	-61
320 Investment Income	:	:	:	:	:	:	:	-3 854	-2 334	-2 054
<b>379 CURRENT TRANSFERS</b>	:	:	:	:	:	:	:	<b>-3 846</b>	<b>-2 910</b>	<b>-2 530</b>
<b>993 CURRENT ACCOUNT</b>	:	:	:	:	:	:	:	<b>-5 780</b>	<b>9 092</b>	<b>12 467</b>
<b>994 CAPITAL ACCOUNT</b>	:	:	:	:	:	:	:	:	:	:
<b>010 CURRENT + CAPITAL ACCOUNT</b>	:	:	:	:	:	:	:	:	:	:
<b>995 FINANCIAL ACCOUNT</b>	:	:	:	:	:	:	:	:	:	:
<b>998 NET ERRORS AND OMISSIONS</b>	:	:	:	:	:	:	:	:	:	:

13.3.

Reporter: Italy

Partner: Extra EUR15

	(in %)									
	1985	1986	1987	1988	1989	1990	1991	1992	1993	1994
	<b>Cover ratio</b>									
<b>100 GOODS</b>	:	:	:	:	:	:	:	105	130	131
<b>200 SERVICES</b>	:	:	:	:	:	:	:	98	101	105
<b>205 Transportation</b>	:	:	:	:	:	:	:	100	109	100
206 Sea transport	:	:	:	:	:	:	:	96	108	102
207 Passenger transport on sea	:	:	:	:	:	:	:	197	316	343
208 Freight transport on sea	:	:	:	:	:	:	:	136	162	157
209 Support. auxiliary and other services	:	:	:	:	:	:	:	9	10	7
210 Air transport	:	:	:	:	:	:	:	95	87	68
211 Passenger transport by air	:	:	:	:	:	:	:	101	86	62
212 Freight transport by air	:	:	:	:	:	:	:	:	:	:
213 Supporting, auxiliary and other services	:	:	:	:	:	:	:	11	14	13
214 Other transportation	:	:	:	:	:	:	:	746	761	794
<b>236 Travel</b>	:	:	:	:	:	:	:	114	127	159
<b>981 Other services</b>	:	:	:	:	:	:	:	83	75	77
245 Communications services	:	:	:	:	:	:	:	119	88	54
249 Construction services	:	:	:	:	:	:	:	264	235	281
253 Insurance services	:	:	:	:	:	:	:	68	123	166
260 Financial services	:	:	:	:	:	:	:	61	65	53
262 Computer and information services	:	:	:	:	:	:	:	191	35	22
266 Royalties and licence fees	:	:	:	:	:	:	:	22	29	31
268 Other business services	:	:	:	:	:	:	:	82	59	65
269 Merchanting and other trade-related serv.	:	:	:	:	:	:	:	382	-	-
270 Merchanting	:	:	:	:	:	:	:	:	:	:
271 Other trade related services	:	:	:	:	:	:	:	44	46	38
272 Operational leasing	:	:	:	:	:	:	:	116	33	76
273 Misc. business, prof. and technical serv.	:	:	:	:	:	:	:	72	77	79
274 Legal, account., man., cons. and pub. rel.	:	:	:	:	:	:	:	44	56	51
278 Adv., market res. and polling	:	:	:	:	:	:	:	68	53	49
279 Research and development	:	:	:	:	:	:	:	51	76	84
280 Architect., engin. and other technical	:	:	:	:	:	:	:	136	110	156
281 Agric., mining and on-site processing	:	:	:	:	:	:	:	61	69	72
284 Other	:	:	:	:	:	:	:	50	50	43
285 Serv. between affiliated enterprises, nie	:	:	:	:	:	:	:	53	78	77
287 Personal, cultural and recreational services	:	:	:	:	:	:	:	19	15	22
288 Audio-visual and related services	:	:	:	:	:	:	:	16	12	18
289 Other personal, cultural and recreational	:	:	:	:	:	:	:	35	37	54
291 Government services, n i e	:	:	:	:	:	:	:	721	354	290
<b>982 Services not allocated</b>	:	:	:	:	:	:	:	110	116	96
<b>300 INCOME</b>	:	:	:	:	:	:	:	63	76	78
310 Compensation of employees	:	:	:	:	:	:	:	99	96	93
320 Investment Income	:	:	:	:	:	:	:	59	73	76
<b>379 CURRENT TRANSFERS</b>	:	:	:	:	:	:	:	24	31	33
<b>993 CURRENT ACCOUNT</b>	:	:	:	:	:	:	:	93	111	115
<b>994 CAPITAL ACCOUNT</b>	:	:	:	:	:	:	:	:	:	:
<b>010 CURRENT + CAPITAL ACCOUNT</b>	:	:	:	:	:	:	:	:	:	:
<b>995 FINANCIAL ACCOUNT</b>	.	.	.	.	.	.	.	.	.	.
<b>998 NET ERRORS AND OMISSIONS</b>	.	.	.	.	.	.	.	.	.	.

## 13.4.

Reporter: Italy

Partner: Intra EUR12

(Mio ECU)

	1985	1986	1987	1988	1989	1990	1991	1992	1993	1994
	<b>Credit</b>									
<b>100 GOODS</b>	<b>48 554</b>	<b>52 823</b>	<b>56 337</b>	<b>61 754</b>	<b>72 044</b>	<b>77 914</b>	<b>80 669</b>	<b>79 753</b>	<b>77 743</b>	<b>85 605</b>
<b>200 SERVICES</b>	<b>13 333</b>	<b>11 967</b>	<b>13 066</b>	<b>13 035</b>	<b>14 914</b>	<b>20 100</b>	<b>20 556</b>	<b>22 174</b>	<b>23 264</b>	<b>23 433</b>
<b>205 Transportation</b>	<b>2 386</b>	<b>2 340</b>	<b>2 499</b>	<b>2 714</b>	<b>3 230</b>	<b>3 181</b>	<b>3 739</b>	<b>3 046</b>	<b>3 599</b>	<b>3 843</b>
206 Sea transport	680	668	713	774	921	907	1 066	1 791	2 183	2 408
207 Passenger transport on sea	117	115	123	134	159	157	184	111	158	185
208 Freight transport on sea	563	552	590	641	762	751	882	1 579	1 833	2 092
209 Support. auxiliary and other services	:	:	:	:	:	:	:	101	192	131
210 Air transport	496	483	518	562	675	662	773	485	695	702
211 Passenger transport by air	441	415	454	490	612	588	668	392	552	579
212 Freight transport by air	56	68	65	73	63	74	105	65	94	82
213 Supporting, auxiliary and other services	:	:	:	:	:	:	:	28	48	41
214 Other transportation	1 209	1 190	1 268	1 378	1 633	1 612	1 899	770	721	733
<b>236 Travel</b>	<b>6 184</b>	<b>5 641</b>	<b>5 927</b>	<b>5 894</b>	<b>6 110</b>	<b>7 170</b>	<b>8 366</b>	<b>10 038</b>	<b>11 011</b>	<b>11 947</b>
<b>981 Other services</b>	<b>3 523</b>	<b>2 834</b>	<b>3 376</b>	<b>3 769</b>	<b>4 566</b>	<b>5 977</b>	<b>6 520</b>	<b>6 775</b>	<b>7 061</b>	<b>6 355</b>
245 Communications services	48	39	25	33	36	40	45	40	51	87
249 Construction services	392	365	402	471	482	639	617	667	702	735
253 Insurance services	1	41	63	-13	20	-19	53	501	516	603
260 Financial services	1 196	908	1 022	1 108	1 577	1 656	1 915	2 067	2 588	1 588
262 Computer and information services	:	:	:	:	:	:	:	67	58	64
266 Royalties and licence fees	30	34	40	110	94	157	104	143	152	267
268 Other business services	1 765	1 344	1 717	1 952	2 248	2 975	3 553	2 918	2 675	2 622
269 Merchanting and other trade-related serv.	1 077	695	1 001	1 195	1 408	1 866	2 317	273	38	-235
270 Merchanting	393	238	346	282	531	722	818	228	-23	-281
271 Other trade related services	683	457	654	913	877	1 144	1 499	45	62	46
272 Operational leasing	:	:	:	:	:	:	:	115	201	221
273 Misc. business, prof. and technical serv.	688	650	716	757	841	1 110	1 236	2 530	2 436	2 636
274 Legal, account., man., cons. and pub. rel.	:	:	:	:	:	:	:	133	222	198
278 Adv., market res. and polling	111	121	139	189	222	229	286	439	289	354
279 Research and development	:	:	:	:	:	:	:	157	211	232
280 Architect., engin. and other technical	:	:	:	:	:	:	:	958	868	734
281 Agric., mining and on-site processing	:	:	:	:	:	:	:	111	112	119
284 Other	:	:	:	:	:	:	:	284	245	277
285 Serv. between affiliated enterprises, nie	:	:	:	:	:	:	:	448	490	723
287 Personal, cultural and recreational services	58	60	57	67	76	499	171	170	142	210
288 Audio-visual and related services	:	:	:	:	:	:	:	120	94	146
289 Other personal, cultural and recreational	:	:	:	:	:	:	:	51	49	64
291 Government services, n i e	32	43	52	41	32	30	62	202	177	180
<b>982 Services not allocated</b>	<b>1 241</b>	<b>1 151</b>	<b>1 263</b>	<b>657</b>	<b>1 008</b>	<b>3 772</b>	<b>1 932</b>	<b>2 315</b>	<b>1 593</b>	<b>1 288</b>
<b>300 INCOME</b>	<b>5 166</b>	<b>4 403</b>	<b>4 368</b>	<b>5 203</b>	<b>7 639</b>	<b>8 829</b>	<b>11 097</b>	<b>14 427</b>	<b>18 345</b>	<b>16 443</b>
310 Compensation of employees	356	406	344	386	474	432	319	709	596	654
320 Investment Income	4 810	3 997	4 024	4 817	7 166	8 396	10 778	13 718	17 749	15 789
<b>379 CURRENT TRANSFERS</b>	<b>6 113</b>	<b>5 933</b>	<b>6 627</b>	<b>7 404</b>	<b>8 468</b>	<b>7 884</b>	<b>8 520</b>	<b>8 355</b>	<b>8 930</b>	<b>7 037</b>
<b>993 CURRENT ACCOUNT</b>	<b>:</b>	<b>:</b>	<b>:</b>	<b>:</b>	<b>:</b>	<b>:</b>	<b>:</b>	<b>124 709</b>	<b>128 282</b>	<b>132 518</b>
<b>994 CAPITAL ACCOUNT</b>	<b>:</b>	<b>:</b>	<b>:</b>	<b>:</b>	<b>:</b>	<b>:</b>	<b>:</b>	<b>:</b>	<b>:</b>	<b>:</b>
<b>010 CURRENT + CAPITAL ACCOUNT</b>	<b>73 166</b>	<b>75 126</b>	<b>80 397</b>	<b>87 396</b>	<b>103 065</b>	<b>114 727</b>	<b>120 842</b>	<b>:</b>	<b>:</b>	<b>:</b>
<b>995 FINANCIAL ACCOUNT</b>	<b>:</b>	<b>:</b>	<b>:</b>	<b>:</b>	<b>:</b>	<b>:</b>	<b>:</b>	<b>:</b>	<b>:</b>	<b>:</b>
<b>998 NET ERRORS AND OMISSIONS</b>	<b>:</b>	<b>:</b>	<b>:</b>	<b>:</b>	<b>:</b>	<b>:</b>	<b>:</b>	<b>:</b>	<b>:</b>	<b>:</b>



## 13.4.

Reporter: Italy

Partner: Intra EUR12

	(Mio ECU)									
	1985	1986	1987	1988	1989	1990	1991	1992	1993	1994
	<b>Debit</b>									
<b>100 GOODS</b>	<b>53 163</b>	<b>55 067</b>	<b>59 990</b>	<b>66 151</b>	<b>77 490</b>	<b>80 789</b>	<b>83 569</b>	<b>78 960</b>	<b>63 926</b>	<b>72 303</b>
<b>200 SERVICES</b>	<b>10 517</b>	<b>9 799</b>	<b>10 951</b>	<b>11 972</b>	<b>14 177</b>	<b>19 292</b>	<b>19 458</b>	<b>26 221</b>	<b>24 041</b>	<b>24 128</b>
<b>205 Transportation</b>	<b>3 604</b>	<b>3 381</b>	<b>3 590</b>	<b>3 909</b>	<b>4 657</b>	<b>4 988</b>	<b>5 269</b>	<b>7 455</b>	<b>7 550</b>	<b>8 680</b>
206 Sea transport	919	862	915	996	1 187	1 272	1 343	4 618	4 637	5 603
207 Passenger transport on sea	164	154	163	178	212	227	240	69	76	81
208 Freight transport on sea	755	708	752	818	975	1 044	1 103	3 581	3 356	3 919
209 Support. auxiliary and other services	:	:	:	:	:	:	:	968	1 205	1 603
210 Air transport	798	761	817	897	1 069	1 154	1 226	1 498	1 391	1 623
211 Passenger transport by air	482	518	597	688	825	927	1 017	866	812	958
212 Freight transport by air	316	243	220	208	244	226	209	417	365	387
213 Supporting, auxiliary and other services	:	:	:	:	:	:	:	215	214	277
214 Other transportation	1 887	1 758	1 858	2 015	2 401	2 563	2 700	1 340	1 523	1 454
<b>236 Travel</b>	<b>1 250</b>	<b>1 496</b>	<b>1 984</b>	<b>2 557</b>	<b>3 101</b>	<b>3 929</b>	<b>4 752</b>	<b>8 097</b>	<b>6 611</b>	<b>5 724</b>
<b>981 Other services</b>	<b>4 729</b>	<b>3 645</b>	<b>4 088</b>	<b>4 717</b>	<b>5 214</b>	<b>6 580</b>	<b>7 291</b>	<b>8 739</b>	<b>8 643</b>	<b>8 349</b>
245 Communications services	63	59	65	73	93	86	130	269	192	212
249 Construction services	214	219	220	251	275	280	308	368	374	413
253 Insurance services	129	113	107	184	225	346	398	548	625	820
260 Financial services	2 055	1 511	1 630	1 702	1 948	2 477	2 793	3 254	3 193	2 308
262 Computer and information services	:	:	:	:	:	:	:	143	139	104
266 Royalties and licence fees	166	177	159	246	213	381	417	468	468	572
268 Other business services	1 797	1 305	1 579	1 896	2 328	2 733	3 035	3 343	3 335	3 637
269 Merchanting and other trade-related serv.	1 010	514	700	936	1 173	1 529	1 654	97	91	83
270 Merchanting	0	0	0	0	0	0	0	0	0	0
271 Other trade related services	1 010	514	700	936	1 173	1 529	1 654	97	91	83
272 Operational leasing	:	:	:	:	:	:	:	317	443	499
273 Misc. business, prof. and technical serv.	786	790	879	961	1 155	1 204	1 381	2 929	2 801	3 056
274 Legal, account., man., cons. and pub. rel.	:	:	:	:	:	:	:	188	182	209
278 Adv., market res. and polling	241	242	304	382	425	487	573	651	583	623
279 Research and development	:	:	:	:	:	:	:	178	193	229
280 Architect., engin. and other technical	:	:	:	:	:	:	:	885	846	880
281 Agric., mining and on-site processing	:	:	:	:	:	:	:	153	144	153
284 Other	:	:	:	:	:	:	:	377	412	465
285 Serv. between affiliated enterprises, nie	:	:	:	:	:	:	:	498	441	497
287 Personal, cultural and recreational services	66	55	85	100	123	267	181	281	226	232
288 Audio-visual and related services	:	:	:	:	:	:	:	184	119	136
289 Other personal, cultural and recreational	:	:	:	:	:	:	:	96	106	96
291 Government services, n i e	240	206	243	265	10	11	27	66	90	50
<b>982 Services not allocated</b>	<b>934</b>	<b>1 277</b>	<b>1 289</b>	<b>790</b>	<b>1 204</b>	<b>3 795</b>	<b>2 146</b>	<b>1 929</b>	<b>1 237</b>	<b>1 376</b>
<b>300 INCOME</b>	<b>9 068</b>	<b>9 028</b>	<b>8 622</b>	<b>9 746</b>	<b>13 570</b>	<b>17 953</b>	<b>22 148</b>	<b>26 314</b>	<b>29 685</b>	<b>26 815</b>
310 Compensation of employees	178	171	208	294	543	651	455	596	574	461
320 Investment Income	8 890	8 856	8 414	9 452	13 026	17 302	21 693	25 718	29 111	26 354
<b>379 CURRENT TRANSFERS</b>	<b>4 380</b>	<b>6 276</b>	<b>6 198</b>	<b>7 195</b>	<b>8 841</b>	<b>7 988</b>	<b>10 532</b>	<b>10 375</b>	<b>13 441</b>	<b>10 794</b>
<b>993 CURRENT ACCOUNT</b>	<b>:</b>	<b>:</b>	<b>:</b>	<b>:</b>	<b>:</b>	<b>:</b>	<b>:</b>	<b>141 869</b>	<b>131 093</b>	<b>134 040</b>
<b>994 CAPITAL ACCOUNT</b>	<b>:</b>	<b>:</b>	<b>:</b>	<b>:</b>	<b>:</b>	<b>:</b>	<b>:</b>	<b>:</b>	<b>:</b>	<b>:</b>
<b>010 CURRENT + CAPITAL ACCOUNT</b>	<b>77 129</b>	<b>80 170</b>	<b>85 761</b>	<b>95 064</b>	<b>114 077</b>	<b>126 023</b>	<b>135 708</b>	<b>:</b>	<b>:</b>	<b>:</b>
<b>995 FINANCIAL ACCOUNT</b>	<b>:</b>	<b>:</b>	<b>:</b>	<b>:</b>	<b>:</b>	<b>:</b>	<b>:</b>	<b>:</b>	<b>:</b>	<b>:</b>
<b>998 NET ERRORS AND OMISSIONS</b>	<b>:</b>	<b>:</b>	<b>:</b>	<b>:</b>	<b>:</b>	<b>:</b>	<b>:</b>	<b>:</b>	<b>:</b>	<b>:</b>

## 13.4.

Reporter: Italy

Partner: Intra EUR12

		(Mio ECU)									
		1985	1986	1987	1988	1989	1990	1991	1992	1993	1994
		<b>Net</b>									
<b>100</b>	<b>GOODS</b>	-4 610	-2 244	-3 653	-4 397	-5 446	-2 875	-2 900	794	13 817	13 302
<b>200</b>	<b>SERVICES</b>	2 816	2 168	2 115	1 062	737	808	1 098	-4 046	-777	-695
<b>205</b>	<b>Transportation</b>	-1 218	-1 040	-1 091	-1 194	-1 427	-1 807	-1 530	-4 409	-3 951	-4 837
206	Sea transport	-238	-194	-202	-222	-266	-364	-277	-2 827	-2 453	-3 195
207	Passenger transport on sea	-47	-39	-40	-44	-53	-71	-56	42	82	105
208	Freight transport on sea	-192	-156	-162	-178	-213	-294	-221	-2 002	-1 523	-1 828
209	Support. auxiliary and other services	:	:	:	:	:	:	:	-866	-1 013	-1 473
210	Air transport	-301	-278	-299	-334	-394	-492	-453	-1 013	-696	-921
211	Passenger transport by air	-41	-103	-143	-199	-213	-339	-350	-474	-260	-379
212	Freight transport by air	-260	-175	-155	-136	-181	-152	-103	-352	-271	-306
213	Supporting, auxiliary and other services	:	:	:	:	:	:	:	-187	-165	-236
214	Other transportation	-679	-568	-590	-638	-767	-951	-801	-570	-802	-721
<b>236</b>	<b>Travel</b>	<b>4 933</b>	<b>4 144</b>	<b>3 943</b>	<b>3 338</b>	<b>3 008</b>	<b>3 242</b>	<b>3 614</b>	<b>1 941</b>	<b>4 399</b>	<b>6 223</b>
<b>981</b>	<b>Other services</b>	-1 206	-810	-712	-948	-648	-604	-771	-1 963	-1 582	-1 993
245	Communications services	-15	-20	-40	-40	-56	-46	-85	-228	-141	-125
249	Construction services	179	146	182	220	207	359	308	298	328	321
253	Insurance services	-128	-71	-44	-197	-204	-365	-345	-47	-110	-217
260	Financial services	-859	-603	-608	-594	-371	-821	-878	-1 186	-605	-720
262	Computer and information services	:	:	:	:	:	:	:	-75	-82	-40
266	Royalties and licence fees	-136	-144	-119	-136	-119	-223	-313	-325	-316	-305
268	Other business services	-32	40	138	56	-80	242	518	-424	-660	-1 016
269	Merchanting and other trade-related serv.	67	180	301	260	235	336	663	176	-52	-318
270	Merchanting	393	238	346	282	531	722	818	228	-23	-281
271	Other trade related services	-327	-57	-45	-22	-296	-385	-155	-52	-29	-36
272	Operational leasing	:	:	:	:	:	:	:	-201	-242	-278
273	Misc. business, prof. and technical serv.	-99	-141	-163	-204	-315	-94	-145	-399	-365	-420
274	Legal, account., man., cons. and pub. rel.	:	:	:	:	:	:	:	-54	40	-11
278	Adv., market res. and polling	-130	-121	-165	-193	-203	-258	-287	-212	-294	-269
279	Research and development	:	:	:	:	:	:	:	-21	18	3
280	Architect., engin. and other technical	:	:	:	:	:	:	:	73	22	-146
281	Agric., mining and on-site processing	:	:	:	:	:	:	:	-42	-33	-34
284	Other	:	:	:	:	:	:	:	-93	-168	-189
285	Serv. between affiliated enterprises, nie	:	:	:	:	:	:	:	-50	49	226
287	Personal, cultural and recreational services	-7	4	-28	-33	-47	232	-11	-110	-83	-22
288	Audio-visual and related services	:	:	:	:	:	:	:	-65	-26	10
289	Other personal, cultural and recreational	:	:	:	:	:	:	:	-45	-57	-33
291	Government services, n i e	-209	-163	-191	-224	22	19	35	136	87	131
<b>982</b>	<b>Services not allocated</b>	<b>307</b>	<b>-126</b>	<b>-26</b>	<b>-133</b>	<b>-196</b>	<b>-23</b>	<b>-215</b>	<b>385</b>	<b>356</b>	<b>-88</b>
<b>300</b>	<b>INCOME</b>	-3 902	-4 624	-4 254	-4 543	-5 930	-9 125	-11 052	-11 887	-11 340	-10 372
310	Compensation of employees	178	235	136	92	-70	-219	-136	113	23	193
320	Investment Income	-4 080	-4 859	-4 390	-4 635	-5 861	-8 906	-10 915	-11 999	-11 362	-10 565
<b>379</b>	<b>CURRENT TRANSFERS</b>	<b>1 734</b>	<b>-344</b>	<b>429</b>	<b>209</b>	<b>-373</b>	<b>-104</b>	<b>-2 012</b>	<b>-2 020</b>	<b>-4 511</b>	<b>-3 756</b>
<b>993</b>	<b>CURRENT ACCOUNT</b>	:	:	:	:	:	:	:	-17 159	-2 811	-1 522
<b>994</b>	<b>CAPITAL ACCOUNT</b>	:	:	:	:	:	:	:	:	:	:
<b>010</b>	<b>CURRENT + CAPITAL ACCOUNT</b>	-3 962	-5 044	-5 363	-7 669	-11 013	-11 296	-14 866	:	:	:
<b>995</b>	<b>FINANCIAL ACCOUNT</b>	:	:	:	:	:	:	:	:	:	:
<b>998</b>	<b>NET ERRORS AND OMISSIONS</b>	:	:	:	:	:	:	:	:	:	:

## 13.4.

Reporter: Italy

Partner: Intra EUR12

	<i>(in %)</i>									
	1985	1986	1987	1988	1989	1990	1991	1992	1993	1994
	<b>Cover ratio</b>									
<b>100 GOODS</b>	<b>91</b>	<b>96</b>	<b>94</b>	<b>93</b>	<b>93</b>	<b>96</b>	<b>97</b>	<b>101</b>	<b>122</b>	<b>118</b>
<b>200 SERVICES</b>	<b>127</b>	<b>122</b>	<b>119</b>	<b>109</b>	<b>105</b>	<b>104</b>	<b>106</b>	<b>85</b>	<b>97</b>	<b>97</b>
<b>205 Transportation</b>	<b>66</b>	<b>69</b>	<b>70</b>	<b>69</b>	<b>69</b>	<b>64</b>	<b>71</b>	<b>41</b>	<b>48</b>	<b>44</b>
206 Sea transport	74	77	78	78	78	71	79	39	47	43
207 Passenger transport on sea	72	75	75	75	75	69	77	161	209	230
208 Freight transport on sea	75	78	78	78	78	72	80	44	55	53
209 Support. auxiliary and other services	:	:	:	:	:	:	:	10	16	8
210 Air transport	62	64	63	63	63	57	63	32	50	43
211 Passenger transport by air	92	80	76	71	74	63	66	45	68	60
212 Freight transport by air	18	28	29	35	26	33	51	16	26	21
213 Supporting, auxiliary and other services	:	:	:	:	:	:	:	13	23	15
214 Other transportation	64	68	68	68	68	63	70	57	47	50
<b>236 Travel</b>	<b>495</b>	<b>377</b>	<b>299</b>	<b>231</b>	<b>197</b>	<b>183</b>	<b>176</b>	<b>124</b>	<b>167</b>	<b>209</b>
<b>981 Other services</b>	<b>74</b>	<b>78</b>	<b>83</b>	<b>80</b>	<b>88</b>	<b>91</b>	<b>89</b>	<b>78</b>	<b>82</b>	<b>76</b>
245 Communications services	77	67	38	45	39	46	35	15	26	41
249 Construction services	184	167	183	188	175	228	200	181	188	178
253 Insurance services	1	37	59	-	9	-	13	91	82	74
260 Financial services	58	60	63	65	81	67	69	64	81	69
262 Computer and information services	:	:	:	:	:	:	:	47	41	61
266 Royalties and licence fees	18	19	25	45	44	41	25	30	33	47
268 Other business services	98	103	109	103	97	109	117	87	80	72
269 Merchating and other trade-related serv.	107	135	143	128	120	122	140	281	42	-
270 Merchating	:	:	:	:	:	:	:	:	:	:
271 Other trade related services	68	89	94	98	75	75	91	46	68	56
272 Operational leasing	:	:	:	:	:	:	:	36	45	44
273 Misc. business, prof. and technical serv.	87	82	81	79	73	92	89	86	87	86
274 Legal, account., man., cons. and pub. rel.	:	:	:	:	:	:	:	71	122	95
278 Adv., market res. and polling	46	50	46	49	52	47	50	67	50	57
279 Research and development	:	:	:	:	:	:	:	88	109	101
280 Architect., engin. and other technical	:	:	:	:	:	:	:	108	103	83
281 Agric., mining and on-site processing	:	:	:	:	:	:	:	73	77	78
284 Other	:	:	:	:	:	:	:	75	59	59
285 Serv. between affiliated enterprises, nie	:	:	:	:	:	:	:	90	111	145
287 Personal, cultural and recreational services	89	107	67	67	62	187	94	61	63	90
288 Audio-visual and related services	:	:	:	:	:	:	:	65	78	107
289 Other personal, cultural and recreational	:	:	:	:	:	:	:	53	46	66
291 Government services, n i e	13	21	21	15	316	266	228	306	197	362
<b>982 Services not allocated</b>	<b>133</b>	<b>90</b>	<b>98</b>	<b>83</b>	<b>84</b>	<b>99</b>	<b>90</b>	<b>120</b>	<b>129</b>	<b>94</b>
<b>300 INCOME</b>	<b>57</b>	<b>49</b>	<b>51</b>	<b>53</b>	<b>56</b>	<b>49</b>	<b>50</b>	<b>55</b>	<b>62</b>	<b>61</b>
310 Compensation of employees	200	237	166	131	87	66	70	119	104	142
320 Investment Income	54	45	48	51	55	49	50	53	61	60
<b>379 CURRENT TRANSFERS</b>	<b>140</b>	<b>95</b>	<b>107</b>	<b>103</b>	<b>96</b>	<b>99</b>	<b>81</b>	<b>81</b>	<b>66</b>	<b>65</b>
<b>993 CURRENT ACCOUNT</b>	<b>:</b>	<b>:</b>	<b>:</b>	<b>:</b>	<b>:</b>	<b>:</b>	<b>:</b>	<b>88</b>	<b>98</b>	<b>99</b>
<b>994 CAPITAL ACCOUNT</b>	<b>:</b>	<b>:</b>	<b>:</b>	<b>:</b>	<b>:</b>	<b>:</b>	<b>:</b>	<b>:</b>	<b>:</b>	<b>:</b>
<b>010 CURRENT + CAPITAL ACCOUNT</b>	<b>95</b>	<b>94</b>	<b>94</b>	<b>92</b>	<b>90</b>	<b>91</b>	<b>89</b>	<b>:</b>	<b>:</b>	<b>:</b>
<b>995 FINANCIAL ACCOUNT</b>	<b>.</b>	<b>.</b>	<b>.</b>	<b>.</b>	<b>.</b>	<b>.</b>	<b>.</b>	<b>.</b>	<b>.</b>	<b>.</b>
<b>998 NET ERRORS AND OMISSIONS</b>	<b>.</b>	<b>.</b>	<b>.</b>	<b>.</b>	<b>.</b>	<b>.</b>	<b>.</b>	<b>.</b>	<b>.</b>	<b>.</b>

## 13.5.

Reporter: Italy

Partner: Extra EUR12

(Mio ECU)

	1985	1986	1987	1988	1989	1990	1991	1992	1993	1994
	<b>Credit</b>									
<b>100 GOODS</b>	<b>52 199</b>	<b>45 997</b>	<b>44 620</b>	<b>46 471</b>	<b>55 594</b>	<b>55 810</b>	<b>56 121</b>	<b>57 721</b>	<b>66 674</b>	<b>73 793</b>
<b>200 SERVICES</b>	<b>11 839</b>	<b>10 963</b>	<b>11 831</b>	<b>11 981</b>	<b>13 425</b>	<b>17 605</b>	<b>18 011</b>	<b>19 141</b>	<b>20 331</b>	<b>20 538</b>
<b>205 Transportation</b>	<b>3 302</b>	<b>3 240</b>	<b>3 460</b>	<b>3 758</b>	<b>4 471</b>	<b>4 404</b>	<b>5 176</b>	<b>5 529</b>	<b>6 524</b>	<b>6 796</b>
206 Sea transport	1 004	985	1 052	1 142	1 359	1 339	1 574	4 282	5 281	5 610
207 Passenger transport on sea	119	117	125	136	162	159	187	188	283	302
208 Freight transport on sea	885	868	927	1 007	1 198	1 180	1 386	3 958	4 813	5 156
209 Support. auxiliary and other services	:	:	:	:	:	:	:	137	184	152
210 Air transport	536	530	563	612	722	714	845	941	901	851
211 Passenger transport by air	449	422	462	498	623	598	679	784	696	623
212 Freight transport by air	87	107	101	114	100	116	166	133	174	194
213 Supporting, auxiliary and other services	:	:	:	:	:	:	:	24	32	35
214 Other transportation	1 763	1 725	1 845	2 003	2 390	2 350	2 757	306	342	336
<b>236 Travel</b>	<b>4 833</b>	<b>4 409</b>	<b>4 633</b>	<b>4 607</b>	<b>4 775</b>	<b>5 604</b>	<b>6 539</b>	<b>6 249</b>	<b>7 132</b>	<b>7 510</b>
<b>981 Other services</b>	<b>2 690</b>	<b>2 374</b>	<b>2 707</b>	<b>3 079</b>	<b>3 355</b>	<b>4 517</b>	<b>4 720</b>	<b>5 865</b>	<b>5 490</b>	<b>5 370</b>
245 Communications services	187	153	95	129	141	155	175	124	184	174
249 Construction services	782	727	801	938	960	1 273	1 228	1 193	1 302	1 415
253 Insurance services	-18	17	34	-38	-17	-66	-16	305	546	669
260 Financial services	376	286	321	348	496	521	602	1 241	1 208	909
262 Computer and information services	:	:	:	:	:	:	:	142	67	54
266 Royalties and licence fees	90	89	104	288	248	414	274	219	246	267
268 Other business services	1 095	884	1 078	1 187	1 346	1 770	2 080	2 066	1 575	1 530
269 Merchanting and other trade-related serv.	486	313	451	539	635	842	1 045	229	-329	-293
270 Merchanting	246	129	188	133	239	337	459	197	-359	-322
271 Other trade related services	239	184	263	406	396	504	586	32	30	29
272 Operational leasing	:	:	:	:	:	:	:	72	71	81
273 Misc. business, prof. and technical serv.	609	570	626	648	711	929	1 035	1 765	1 833	1 742
274 Legal, account., man., cons. and pub. rel.	:	:	:	:	:	:	:	111	113	115
278 Adv., market res. and polling	67	73	84	114	134	139	173	205	171	147
279 Research and development	:	:	:	:	:	:	:	73	81	85
280 Architect., engin. and other technical	:	:	:	:	:	:	:	739	709	596
281 Agric., mining and on-site processing	:	:	:	:	:	:	:	77	84	79
284 Other	:	:	:	:	:	:	:	165	169	169
285 Serv. between affiliated enterprises, nie	:	:	:	:	:	:	:	396	506	552
287 Personal, cultural and recreational services	38	39	37	44	50	327	112	89	74	106
288 Audio-visual and related services	:	:	:	:	:	:	:	60	49	72
289 Other personal, cultural and recreational	:	:	:	:	:	:	:	30	25	34
291 Government services, n i e	150	180	236	182	132	123	264	486	290	246
<b>982 Services not allocated</b>	<b>1 013</b>	<b>940</b>	<b>1 031</b>	<b>536</b>	<b>823</b>	<b>3 080</b>	<b>1 577</b>	<b>1 498</b>	<b>1 184</b>	<b>862</b>
<b>300 INCOME</b>	<b>3 964</b>	<b>3 943</b>	<b>3 588</b>	<b>4 143</b>	<b>5 578</b>	<b>5 817</b>	<b>6 085</b>	<b>6 801</b>	<b>7 585</b>	<b>7 548</b>
310 Compensation of employees	2 080	2 378	2 012	2 256	2 772	2 529	1 864	962	1 081	864
320 Investment Income	1 884	1 565	1 576	1 886	2 806	3 288	4 221	5 839	6 504	6 684
<b>379 CURRENT TRANSFERS</b>	<b>1 680</b>	<b>1 630</b>	<b>1 821</b>	<b>2 035</b>	<b>2 327</b>	<b>2 167</b>	<b>2 342</b>	<b>1 259</b>	<b>1 361</b>	<b>1 281</b>
<b>993 CURRENT ACCOUNT</b>	:	:	:	:	:	:	:	<b>84 922</b>	<b>95 951</b>	<b>103 159</b>
<b>994 CAPITAL ACCOUNT</b>	:	:	:	:	:	:	:	:	:	:
<b>010 CURRENT + CAPITAL ACCOUNT</b>	<b>69 682</b>	<b>62 533</b>	<b>61 860</b>	<b>64 630</b>	<b>76 924</b>	<b>81 399</b>	<b>82 558</b>	:	:	:
<b>995 FINANCIAL ACCOUNT</b>	:	:	:	:	:	:	:	:	:	:
<b>998 NET ERRORS AND OMISSIONS</b>	:	:	:	:	:	:	:	:	:	:

## 13.5.

Reporter: Italy

Partner: Extra EUR12

	(Mio ECU)									
	1985	1986	1987	1988	1989	1990	1991	1992	1993	1994
	<b>Debit</b>									
<b>100 GOODS</b>	<b>54 879</b>	<b>38 954</b>	<b>40 835</b>	<b>42 686</b>	<b>51 676</b>	<b>52 011</b>	<b>53 376</b>	<b>55 803</b>	<b>52 165</b>	<b>57 108</b>
<b>200 SERVICES</b>	<b>10 675</b>	<b>10 338</b>	<b>11 452</b>	<b>12 562</b>	<b>14 776</b>	<b>20 005</b>	<b>19 750</b>	<b>19 838</b>	<b>20 142</b>	<b>19 468</b>
<b>205 Transportation</b>	<b>4 606</b>	<b>4 322</b>	<b>4 590</b>	<b>4 996</b>	<b>5 953</b>	<b>6 376</b>	<b>6 736</b>	<b>5 706</b>	<b>6 144</b>	<b>6 910</b>
206 Sea transport	1 319	1 237	1 314	1 430	1 704	1 825	1 928	4 622	5 018	5 595
207 Passenger transport on sea	171	160	170	185	221	236	250	95	89	87
208 Freight transport on sea	1 148	1 077	1 144	1 245	1 484	1 589	1 679	3 043	3 090	3 416
209 Support. auxiliary and other services	:	:	:	:	:	:	:	1 484	1 839	2 092
210 Air transport	982	908	956	1 033	1 230	1 309	1 376	1 045	1 080	1 271
211 Passenger transport by air	501	539	621	716	858	965	1 058	826	851	1 017
212 Freight transport by air	480	370	335	317	372	344	318	0	0	0
213 Supporting, auxiliary and other services	:	:	:	:	:	:	:	218	229	253
214 Other transportation	2 306	2 176	2 320	2 533	3 019	3 242	3 432	39	46	43
<b>236 Travel</b>	<b>1 230</b>	<b>1 471</b>	<b>1 951</b>	<b>2 514</b>	<b>3 050</b>	<b>3 863</b>	<b>4 673</b>	<b>5 480</b>	<b>5 498</b>	<b>4 605</b>
<b>981 Other services</b>	<b>3 877</b>	<b>3 230</b>	<b>3 584</b>	<b>4 238</b>	<b>4 533</b>	<b>5 858</b>	<b>6 132</b>	<b>7 295</b>	<b>7 405</b>	<b>7 021</b>
245 Communications services	67	63	70	79	99	93	140	107	210	317
249 Construction services	384	393	395	451	494	503	554	467	567	515
253 Insurance services	76	65	60	109	132	206	233	464	382	362
260 Financial services	674	496	535	558	639	813	916	2 032	1 918	1 718
262 Computer and information services	:	:	:	:	:	:	:	79	190	235
266 Royalties and licence fees	382	408	366	566	489	876	959	1 000	881	876
268 Other business services	1 756	1 369	1 591	1 826	2 213	2 364	2 623	2 628	2 707	2 453
269 Merchanting and other trade-related serv.	798	406	553	739	927	1 208	1 307	71	69	74
270 Merchanting	0	0	0	0	0	0	0	0	0	0
271 Other trade related services	798	406	553	739	927	1 208	1 307	71	69	74
272 Operational leasing	:	:	:	:	:	:	:	73	220	126
273 Misc. business, prof. and technical serv.	957	963	1 038	1 087	1 286	1 156	1 316	2 483	2 418	2 253
274 Legal, account., man., cons. and pub. rel.	:	:	:	:	:	:	:	253	203	231
278 Adv., market res. and polling	136	136	171	215	239	274	322	305	332	310
279 Research and development	:	:	:	:	:	:	:	143	110	103
280 Architect., engin. and other technical	:	:	:	:	:	:	:	577	671	409
281 Agric., mining and on-site processing	:	:	:	:	:	:	:	130	125	113
284 Other	:	:	:	:	:	:	:	331	339	369
285 Serv. between affiliated enterprises, nie	:	:	:	:	:	:	:	745	638	718
287 Personal, cultural and recreational services	244	206	314	373	455	991	674	451	468	459
288 Audio-visual and related services	:	:	:	:	:	:	:	368	401	399
289 Other personal, cultural and recreational	:	:	:	:	:	:	:	82	67	60
291 Government services, n i e	294	230	254	276	12	14	33	68	84	85
<b>982 Services not allocated</b>	<b>962</b>	<b>1 315</b>	<b>1 327</b>	<b>814</b>	<b>1 240</b>	<b>3 908</b>	<b>2 210</b>	<b>1 356</b>	<b>1 094</b>	<b>933</b>
<b>300 INCOME</b>	<b>3 655</b>	<b>3 621</b>	<b>3 593</b>	<b>4 242</b>	<b>6 320</b>	<b>8 153</b>	<b>8 990</b>	<b>10 842</b>	<b>10 142</b>	<b>9 794</b>
310 Compensation of employees	607	584	708	1 002	1 854	2 221	1 552	980	1 131	926
320 Investment Income	3 048	3 037	2 885	3 241	4 466	5 932	7 438	9 862	9 011	8 868
<b>379 CURRENT TRANSFERS</b>	<b>2 136</b>	<b>3 061</b>	<b>3 023</b>	<b>3 509</b>	<b>4 312</b>	<b>3 896</b>	<b>5 137</b>	<b>5 095</b>	<b>4 251</b>	<b>3 783</b>
<b>993 CURRENT ACCOUNT</b>	<b>:</b>	<b>:</b>	<b>:</b>	<b>:</b>	<b>:</b>	<b>:</b>	<b>:</b>	<b>91 578</b>	<b>86 701</b>	<b>90 154</b>
<b>994 CAPITAL ACCOUNT</b>	<b>:</b>	<b>:</b>	<b>:</b>	<b>:</b>	<b>:</b>	<b>:</b>	<b>:</b>	<b>:</b>	<b>:</b>	<b>:</b>
<b>010 CURRENT + CAPITAL ACCOUNT</b>	<b>71 345</b>	<b>55 974</b>	<b>58 903</b>	<b>62 999</b>	<b>77 084</b>	<b>84 066</b>	<b>87 253</b>	<b>:</b>	<b>:</b>	<b>:</b>
<b>995 FINANCIAL ACCOUNT</b>	<b>:</b>	<b>:</b>	<b>:</b>	<b>:</b>	<b>:</b>	<b>:</b>	<b>:</b>	<b>:</b>	<b>:</b>	<b>:</b>
<b>998 NET ERRORS AND OMISSIONS</b>	<b>:</b>	<b>:</b>	<b>:</b>	<b>:</b>	<b>:</b>	<b>:</b>	<b>:</b>	<b>:</b>	<b>:</b>	<b>:</b>

## 13.5.

Reporter: Italy

Partner: Extra EUR12

(Mio ECU)

	1985	1986	1987	1988	1989	1990	1991	1992	1993	1994
	<b>Net</b>									
<b>100 GOODS</b>	<b>-2 680</b>	<b>7 042</b>	<b>3 785</b>	<b>3 786</b>	<b>3 918</b>	<b>3 799</b>	<b>2 745</b>	<b>1 918</b>	<b>14 510</b>	<b>16 685</b>
<b>200 SERVICES</b>	<b>1 164</b>	<b>625</b>	<b>379</b>	<b>-582</b>	<b>-1 351</b>	<b>-2 400</b>	<b>-1 739</b>	<b>-697</b>	<b>189</b>	<b>1 070</b>
<b>205 Transportation</b>	<b>-1 304</b>	<b>-1 082</b>	<b>-1 130</b>	<b>-1 239</b>	<b>-1 482</b>	<b>-1 973</b>	<b>-1 560</b>	<b>-177</b>	<b>380</b>	<b>-113</b>
206 Sea transport	-315	-252	-262	-288	-345	-486	-355	-340	263	14
207 Passenger transport on sea	-51	-43	-45	-49	-59	-77	-62	93	194	215
208 Freight transport on sea	-263	-209	-217	-239	-286	-409	-292	915	1 724	1 739
209 Support. auxiliary and other services	:	:	:	:	:	:	:	-1 347	-1 655	-1 940
210 Air transport	-446	-379	-393	-421	-508	-595	-531	-103	-179	-420
211 Passenger transport by air	-53	-117	-160	-218	-236	-367	-379	-42	-155	-395
212 Freight transport by air	-393	-262	-233	-203	-272	-228	-152	133	174	194
213 Supporting, auxiliary and other services	:	:	:	:	:	:	:	-195	-198	-219
214 Other transportation	-544	-451	-475	-530	-629	-892	-674	267	296	292
<b>236 Travel</b>	<b>3 604</b>	<b>2 938</b>	<b>2 682</b>	<b>2 093</b>	<b>1 726</b>	<b>1 742</b>	<b>1 866</b>	<b>769</b>	<b>1 634</b>	<b>2 905</b>
<b>981 Other services</b>	<b>-1 187</b>	<b>-856</b>	<b>-877</b>	<b>-1 159</b>	<b>-1 178</b>	<b>-1 341</b>	<b>-1 412</b>	<b>-1 430</b>	<b>-1 915</b>	<b>-1 651</b>
245 Communications services	119	89	26	50	42	63	35	17	-26	-144
249 Construction services	398	334	406	487	467	771	675	726	735	901
253 Insurance services	-94	-48	-26	-147	-149	-272	-249	-159	164	307
260 Financial services	-298	-210	-213	-210	-143	-292	-314	-791	-710	-809
262 Computer and information services	:	:	:	:	:	:	:	64	-123	-180
266 Royalties and licence fees	-302	-319	-261	-277	-242	-462	-685	-782	-635	-609
268 Other business services	-661	-486	-513	-639	-867	-594	-543	-562	-1 132	-923
269 Merchanted and other trade-related serv.	-312	-93	-101	-200	-292	-367	-261	158	-398	-367
270 Merchanted	246	129	188	133	239	337	459	197	-359	-322
271 Other trade related services	-559	-222	-290	-333	-531	-704	-721	-40	-39	-46
272 Operational leasing	:	:	:	:	:	:	:	-1	-149	-44
273 Misc. business, prof. and technical serv.	-348	-393	-412	-439	-575	-227	-281	-718	-585	-511
274 Legal, account., man., cons. and pub. rel.	:	:	:	:	:	:	:	-142	-90	-116
278 Adv., market res. and polling	-69	-63	-87	-101	-105	-135	-149	-100	-160	-163
279 Research and development	:	:	:	:	:	:	:	-71	-29	-18
280 Architect., engin. and other technical	:	:	:	:	:	:	:	163	38	187
281 Agric., mining and on-site processing	:	:	:	:	:	:	:	-52	-41	-34
284 Other	:	:	:	:	:	:	:	-166	-170	-201
285 Serv. between affiliated enterprises, nie	:	:	:	:	:	:	:	-350	-132	-166
287 Personal, cultural and recreational services	-206	-167	-277	-329	-406	-664	-562	-362	-394	-353
288 Audio-visual and related services	:	:	:	:	:	:	:	-309	-352	-327
289 Other personal, cultural and recreational	:	:	:	:	:	:	:	-53	-42	-26
291 Government services, n i e	-144	-49	-17	-95	120	109	231	418	206	161
<b>982 Services not allocated</b>	<b>51</b>	<b>-375</b>	<b>-296</b>	<b>-277</b>	<b>-417</b>	<b>-828</b>	<b>-633</b>	<b>141</b>	<b>90</b>	<b>-71</b>
<b>300 INCOME</b>	<b>309</b>	<b>322</b>	<b>-6</b>	<b>-100</b>	<b>-742</b>	<b>-2 337</b>	<b>-2 905</b>	<b>-4 041</b>	<b>-2 558</b>	<b>-2 247</b>
310 Compensation of employees	1 473	1 794	1 304	1 255	918	308	312	-18	-50	-63
320 Investment Income	-1 165	-1 471	-1 309	-1 355	-1 660	-2 645	-3 217	-4 023	-2 507	-2 184
<b>379 CURRENT TRANSFERS</b>	<b>-456</b>	<b>-1 431</b>	<b>-1 202</b>	<b>-1 474</b>	<b>-1 985</b>	<b>-1 729</b>	<b>-2 795</b>	<b>-3 836</b>	<b>-2 890</b>	<b>-2 503</b>
<b>993 CURRENT ACCOUNT</b>	<b>:</b>	<b>:</b>	<b>:</b>	<b>:</b>	<b>:</b>	<b>:</b>	<b>:</b>	<b>-6 656</b>	<b>9 250</b>	<b>13 006</b>
<b>994 CAPITAL ACCOUNT</b>	<b>:</b>	<b>:</b>	<b>:</b>	<b>:</b>	<b>:</b>	<b>:</b>	<b>:</b>	<b>:</b>	<b>:</b>	<b>:</b>
<b>010 CURRENT + CAPITAL ACCOUNT</b>	<b>-1 663</b>	<b>6 559</b>	<b>2 957</b>	<b>1 630</b>	<b>-160</b>	<b>-2 667</b>	<b>-4 694</b>	<b>:</b>	<b>:</b>	<b>:</b>
<b>995 FINANCIAL ACCOUNT</b>	<b>:</b>	<b>:</b>	<b>:</b>	<b>:</b>	<b>:</b>	<b>:</b>	<b>:</b>	<b>:</b>	<b>:</b>	<b>:</b>
<b>998 NET ERRORS AND OMISSIONS</b>	<b>:</b>	<b>:</b>	<b>:</b>	<b>:</b>	<b>:</b>	<b>:</b>	<b>:</b>	<b>:</b>	<b>:</b>	<b>:</b>

13.5.

Reporter: Italy

Partner: Extra EUR12

	(in %)									
	1985	1986	1987	1988	1989	1990	1991	1992	1993	1994
	<b>Cover ratio</b>									
<b>100 GOODS</b>	<b>95</b>	<b>118</b>	<b>109</b>	<b>109</b>	<b>108</b>	<b>107</b>	<b>105</b>	<b>103</b>	<b>128</b>	<b>129</b>
<b>200 SERVICES</b>	<b>111</b>	<b>106</b>	<b>103</b>	<b>95</b>	<b>91</b>	<b>88</b>	<b>91</b>	<b>96</b>	<b>101</b>	<b>105</b>
<b>205 Transportation</b>	<b>72</b>	<b>75</b>	<b>75</b>	<b>75</b>	<b>75</b>	<b>69</b>	<b>77</b>	<b>97</b>	<b>106</b>	<b>98</b>
206 Sea transport	76	80	80	80	80	73	82	93	105	100
207 Passenger transport on sea	70	73	74	73	73	67	75	198	318	347
208 Freight transport on sea	77	81	81	81	81	74	83	130	156	151
209 Support. auxiliary and other services	:	:	:	:	:	:	:	9	10	7
210 Air transport	55	58	59	59	59	55	61	90	83	67
211 Passenger transport by air	89	78	74	70	73	62	64	95	82	61
212 Freight transport by air	18	29	30	36	27	34	52	:	:	:
213 Supporting, auxiliary and other services	:	:	:	:	:	:	:	11	14	14
214 Other transportation	76	79	80	79	79	72	80	775	738	772
<b>236 Travel</b>	<b>393</b>	<b>300</b>	<b>238</b>	<b>183</b>	<b>157</b>	<b>145</b>	<b>140</b>	<b>114</b>	<b>130</b>	<b>163</b>
<b>981 Other services</b>	<b>69</b>	<b>74</b>	<b>76</b>	<b>73</b>	<b>74</b>	<b>77</b>	<b>77</b>	<b>80</b>	<b>74</b>	<b>76</b>
245 Communications services	278	241	137	164	142	168	125	116	87	55
249 Construction services	204	185	203	208	194	253	222	255	230	275
253 Insurance services	-	26	57	-	-	-	-	66	143	185
260 Financial services	56	58	60	62	78	64	66	61	63	53
262 Computer and information services	:	:	:	:	:	:	:	181	35	23
266 Royalties and licence fees	21	22	29	51	51	47	29	22	28	30
268 Other business services	62	65	68	65	61	75	79	79	58	62
269 Merchanting and other trade-related serv.	61	77	82	73	69	70	80	321	-	-
270 Merchanting	:	:	:	:	:	:	:	:	:	:
271 Other trade related services	30	45	48	55	43	42	45	45	44	39
272 Operational leasing	:	:	:	:	:	:	:	98	32	65
273 Misc. business, prof. and technical serv.	64	59	60	60	55	80	79	71	76	77
274 Legal, account., man., cons. and pub. rel.	:	:	:	:	:	:	:	44	55	50
278 Adv., market res. and polling	49	54	49	53	56	51	54	67	52	47
279 Research and development	:	:	:	:	:	:	:	51	74	83
280 Architect., engin. and other technical	:	:	:	:	:	:	:	128	106	146
281 Agric., mining and on-site processing	:	:	:	:	:	:	:	60	67	70
284 Other	:	:	:	:	:	:	:	50	50	46
285 Serv. between affiliated enterprises, nie	:	:	:	:	:	:	:	53	79	77
287 Personal, cultural and recreational services	16	19	12	12	11	33	17	20	16	23
288 Audio-visual and related services	:	:	:	:	:	:	:	16	12	18
289 Other personal, cultural and recreational	:	:	:	:	:	:	:	36	38	57
291 Government services, n i e	51	79	93	66	1 136	902	806	717	346	288
<b>982 Services not allocated</b>	<b>105</b>	<b>71</b>	<b>78</b>	<b>66</b>	<b>66</b>	<b>79</b>	<b>71</b>	<b>110</b>	<b>108</b>	<b>92</b>
<b>300 INCOME</b>	<b>108</b>	<b>109</b>	<b>100</b>	<b>98</b>	<b>88</b>	<b>71</b>	<b>68</b>	<b>63</b>	<b>75</b>	<b>77</b>
310 Compensation of employees	343	407	284	225	150	114	120	98	96	93
320 Investment Income	62	52	55	58	63	55	57	59	72	75
<b>379 CURRENT TRANSFERS</b>	<b>79</b>	<b>53</b>	<b>60</b>	<b>58</b>	<b>54</b>	<b>56</b>	<b>46</b>	<b>25</b>	<b>32</b>	<b>34</b>
<b>993 CURRENT ACCOUNT</b>	<b>:</b>	<b>:</b>	<b>:</b>	<b>:</b>	<b>:</b>	<b>:</b>	<b>:</b>	<b>93</b>	<b>111</b>	<b>114</b>
<b>994 CAPITAL ACCOUNT</b>	<b>:</b>	<b>:</b>	<b>:</b>	<b>:</b>	<b>:</b>	<b>:</b>	<b>:</b>	<b>:</b>	<b>:</b>	<b>:</b>
<b>010 CURRENT + CAPITAL ACCOUNT</b>	<b>98</b>	<b>112</b>	<b>105</b>	<b>103</b>	<b>100</b>	<b>97</b>	<b>95</b>	<b>:</b>	<b>:</b>	<b>:</b>
<b>995 FINANCIAL ACCOUNT</b>	<b>-</b>	<b>-</b>	<b>-</b>	<b>-</b>	<b>-</b>	<b>-</b>	<b>-</b>	<b>-</b>	<b>-</b>	<b>-</b>
<b>998 NET ERRORS AND OMISSIONS</b>	<b>-</b>	<b>-</b>	<b>-</b>	<b>-</b>	<b>-</b>	<b>-</b>	<b>-</b>	<b>-</b>	<b>-</b>	<b>-</b>

**13.6.**
**Reporter: Italy**
**Partner: USA**
*(Mio ECU)*

	1985	1986	1987	1988	1989	1990	1991	1992	1993	1994
	<b>Credit</b>									
<b>100 GOODS</b>	<b>12 353</b>	<b>10 611</b>	<b>9 673</b>	<b>9 622</b>	<b>11 010</b>	<b>10 203</b>	<b>9 421</b>	<b>9 775</b>	<b>11 357</b>	<b>12 683</b>
<b>200 SERVICES</b>	<b>5 542</b>	<b>5 138</b>	<b>5 509</b>	<b>5 570</b>	<b>6 235</b>	<b>7 957</b>	<b>8 276</b>	<b>9 850</b>	<b>10 290</b>	<b>10 409</b>
<b>205 Transportation</b>	<b>1 656</b>	<b>1 625</b>	<b>1 735</b>	<b>1 884</b>	<b>2 242</b>	<b>2 208</b>	<b>2 595</b>	<b>3 262</b>	<b>3 752</b>	<b>3 704</b>
206 Sea transport	:	:	:	:	:	:	:	2 692	3 316	3 361
207 Passenger transport on sea	:	:	:	:	:	:	:	107	170	171
208 Freight transport on sea	:	:	:	:	:	:	:	2 524	3 061	3 123
209 Support. auxiliary and other services	:	:	:	:	:	:	:	61	86	67
210 Air transport	:	:	:	:	:	:	:	527	389	288
211 Passenger transport by air	:	:	:	:	:	:	:	478	311	215
212 Freight transport by air	:	:	:	:	:	:	:	42	66	61
213 Supporting, auxiliary and other services	:	:	:	:	:	:	:	7	11	11
214 Other transportation	:	:	:	:	:	:	:	42	47	55
<b>236 Travel</b>	<b>2 191</b>	<b>1 999</b>	<b>2 100</b>	<b>2 089</b>	<b>2 165</b>	<b>2 541</b>	<b>2 964</b>	<b>3 212</b>	<b>3 509</b>	<b>3 918</b>
<b>981 Other services</b>	<b>1 694</b>	<b>1 514</b>	<b>1 673</b>	<b>1 597</b>	<b>1 827</b>	<b>3 208</b>	<b>2 716</b>	<b>2 571</b>	<b>2 414</b>	<b>2 467</b>
245 Communications services	:	:	:	:	:	:	:	94	170	139
249 Construction services	:	:	:	:	:	:	:	481	552	649
253 Insurance services	:	:	:	:	:	:	:	148	228	275
260 Financial services	:	:	:	:	:	:	:	519	474	339
262 Computer and information services	:	:	:	:	:	:	:	50	11	9
266 Royalties and licence fees	:	:	:	:	:	:	:	113	90	134
268 Other business services	:	:	:	:	:	:	:	1 065	827	818
269 Merchanting and other trade-related serv.	:	:	:	:	:	:	:	225	-71	21
270 Merchanting	:	:	:	:	:	:	:	211	-82	11
271 Other trade related services	:	:	:	:	:	:	:	14	11	9
272 Operational leasing	:	:	:	:	:	:	:	45	21	26
273 Misc. business, prof. and technical serv.	:	:	:	:	:	:	:	796	877	771
274 Legal, account., man., cons. and pub. rel.	:	:	:	:	:	:	:	51	52	44
278 Adv., market res. and polling	:	:	:	:	:	:	:	97	43	42
279 Research and development	:	:	:	:	:	:	:	43	51	49
280 Architect., engin. and other technical	:	:	:	:	:	:	:	291	346	249
281 Agric., mining and on-site processing	:	:	:	:	:	:	:	35	40	35
284 Other	:	:	:	:	:	:	:	105	85	64
285 Serv. between affiliated enterprises, nie	:	:	:	:	:	:	:	175	260	289
287 Personal, cultural and recreational services	:	:	:	:	:	:	:	57	43	67
288 Audio-visual and related services	:	:	:	:	:	:	:	38	33	53
289 Other personal, cultural and recreational	:	:	:	:	:	:	:	18	11	15
291 Government services, n i e	123	147	186	139	99	88	188	43	19	36
<b>982 Services not allocated</b>	<b>0</b>	<b>0</b>	<b>0</b>	<b>0</b>	<b>0</b>	<b>0</b>	<b>0</b>	<b>805</b>	<b>615</b>	<b>321</b>
<b>300 INCOME</b>	<b>2 195</b>	<b>2 206</b>	<b>1 996</b>	<b>2 300</b>	<b>3 079</b>	<b>3 185</b>	<b>3 277</b>	<b>2 977</b>	<b>3 564</b>	<b>3 681</b>
310 Compensation of employees	1 222	1 397	1 182	1 325	1 628	1 485	1 095	236	242	181
320 Investment Income	974	809	815	975	1 450	1 699	2 182	2 741	3 322	3 500
<b>379 CURRENT TRANSFERS</b>	<b>220</b>	<b>213</b>	<b>238</b>	<b>266</b>	<b>305</b>	<b>284</b>	<b>307</b>	<b>260</b>	<b>294</b>	<b>248</b>
<b>993 CURRENT ACCOUNT</b>	<b>:</b>	<b>:</b>	<b>:</b>	<b>:</b>	<b>:</b>	<b>:</b>	<b>:</b>	<b>22 861</b>	<b>25 505</b>	<b>27 021</b>
<b>994 CAPITAL ACCOUNT</b>	<b>:</b>	<b>:</b>	<b>:</b>	<b>:</b>	<b>:</b>	<b>:</b>	<b>:</b>	<b>:</b>	<b>:</b>	<b>:</b>
<b>010 CURRENT + CAPITAL ACCOUNT</b>	<b>20 310</b>	<b>18 168</b>	<b>17 416</b>	<b>17 759</b>	<b>20 628</b>	<b>21 628</b>	<b>21 280</b>	<b>:</b>	<b>:</b>	<b>:</b>
<b>995 FINANCIAL ACCOUNT</b>	<b>:</b>	<b>:</b>	<b>:</b>	<b>:</b>	<b>:</b>	<b>:</b>	<b>:</b>	<b>:</b>	<b>:</b>	<b>:</b>
<b>998 NET ERRORS AND OMISSIONS</b>	<b>:</b>	<b>:</b>	<b>:</b>	<b>:</b>	<b>:</b>	<b>:</b>	<b>:</b>	<b>:</b>	<b>:</b>	<b>:</b>



13.6.

Reporter: Italy

Partner: USA

	(Mio ECU)									
	1985	1986	1987	1988	1989	1990	1991	1992	1993	1994
	<b>Debit</b>									
<b>100 GOODS</b>	<b>6 559</b>	<b>5 462</b>	<b>5 431</b>	<b>6 207</b>	<b>7 160</b>	<b>6 862</b>	<b>7 784</b>	<b>7 122</b>	<b>6 206</b>	<b>6 024</b>
<b>200 SERVICES</b>	<b>4 650</b>	<b>4 554</b>	<b>4 996</b>	<b>5 524</b>	<b>6 438</b>	<b>8 585</b>	<b>8 658</b>	<b>8 839</b>	<b>8 223</b>	<b>8 387</b>
<b>205 Transportation</b>	<b>1 760</b>	<b>1 651</b>	<b>1 753</b>	<b>1 909</b>	<b>2 274</b>	<b>2 436</b>	<b>2 573</b>	<b>1 808</b>	<b>1 690</b>	<b>2 058</b>
206 Sea transport	:	:	:	:	:	:	:	1 406	1 267	1 461
207 Passenger transport on sea	:	:	:	:	:	:	:	45	39	37
208 Freight transport on sea	:	:	:	:	:	:	:	500	491	492
209 Support. auxiliary and other services	:	:	:	:	:	:	:	861	737	931
210 Air transport	:	:	:	:	:	:	:	399	421	592
211 Passenger transport by air	:	:	:	:	:	:	:	299	347	500
212 Freight transport by air	:	:	:	:	:	:	:	0	0	0
213 Supporting, auxiliary and other services	:	:	:	:	:	:	:	100	74	92
214 Other transportation	:	:	:	:	:	:	:	3	2	5
<b>236 Travel</b>	<b>565</b>	<b>676</b>	<b>896</b>	<b>1 155</b>	<b>1 402</b>	<b>1 775</b>	<b>2 148</b>	<b>2 740</b>	<b>2 520</b>	<b>2 891</b>
<b>981 Other services</b>	<b>2 325</b>	<b>2 227</b>	<b>2 347</b>	<b>2 461</b>	<b>2 763</b>	<b>4 374</b>	<b>3 937</b>	<b>3 683</b>	<b>3 506</b>	<b>3 166</b>
245 Communications services	:	:	:	:	:	:	:	76	145	199
249 Construction services	:	:	:	:	:	:	:	177	236	201
253 Insurance services	:	:	:	:	:	:	:	252	130	61
260 Financial services	:	:	:	:	:	:	:	637	602	535
262 Computer and information services	:	:	:	:	:	:	:	46	151	206
266 Royalties and licence fees	:	:	:	:	:	:	:	807	672	647
268 Other business services	:	:	:	:	:	:	:	1 418	1 373	1 087
269 Merchanting and other trade-related serv.	:	:	:	:	:	:	:	24	20	21
270 Merchanting	:	:	:	:	:	:	:	0	0	0
271 Other trade related services	:	:	:	:	:	:	:	24	20	21
272 Operational leasing	:	:	:	:	:	:	:	22	140	29
273 Misc. business, prof. and technical serv.	:	:	:	:	:	:	:	1 371	1 214	1 038
274 Legal, account., man., cons. and pub. rel.	:	:	:	:	:	:	:	155	99	114
278 Adv., market res. and polling	:	:	:	:	:	:	:	114	110	122
279 Research and development	:	:	:	:	:	:	:	83	53	53
280 Architect., engin. and other technical	:	:	:	:	:	:	:	299	402	184
281 Agric., mining and on-site processing	:	:	:	:	:	:	:	72	63	52
284 Other	:	:	:	:	:	:	:	199	179	201
285 Serv. between affiliated enterprises, nie	:	:	:	:	:	:	:	449	309	311
287 Personal, cultural and recreational services	:	:	:	:	:	:	:	237	160	191
288 Audio-visual and related services	:	:	:	:	:	:	:	188	118	159
289 Other personal, cultural and recreational	:	:	:	:	:	:	:	50	42	33
291 Government services, n i e	89	66	76	83	3	4	8	32	36	37
<b>982 Services not allocated</b>	<b>0</b>	<b>0</b>	<b>0</b>	<b>0</b>	<b>0</b>	<b>0</b>	<b>0</b>	<b>609</b>	<b>506</b>	<b>273</b>
<b>300 INCOME</b>	<b>1 931</b>	<b>1 907</b>	<b>1 935</b>	<b>2 339</b>	<b>3 602</b>	<b>4 591</b>	<b>4 769</b>	<b>4 491</b>	<b>5 148</b>	<b>5 624</b>
310 Compensation of employees	486	468	568	803	1 486	1 780	1 244	573	749	570
320 Investment Income	1 444	1 439	1 367	1 536	2 116	2 811	3 525	3 918	4 399	5 054
<b>379 CURRENT TRANSFERS</b>	<b>272</b>	<b>389</b>	<b>385</b>	<b>446</b>	<b>549</b>	<b>496</b>	<b>654</b>	<b>1 199</b>	<b>1 108</b>	<b>830</b>
<b>993 CURRENT ACCOUNT</b>	<b>:</b>	<b>:</b>	<b>:</b>	<b>:</b>	<b>:</b>	<b>:</b>	<b>:</b>	<b>21 651</b>	<b>20 684</b>	<b>20 866</b>
<b>994 CAPITAL ACCOUNT</b>	<b>:</b>	<b>:</b>	<b>:</b>	<b>:</b>	<b>:</b>	<b>:</b>	<b>:</b>	<b>:</b>	<b>:</b>	<b>:</b>
<b>010 CURRENT + CAPITAL ACCOUNT</b>	<b>13 411</b>	<b>12 312</b>	<b>12 746</b>	<b>14 516</b>	<b>17 749</b>	<b>20 534</b>	<b>21 863</b>	<b>:</b>	<b>:</b>	<b>:</b>
<b>995 FINANCIAL ACCOUNT</b>	<b>:</b>	<b>:</b>	<b>:</b>	<b>:</b>	<b>:</b>	<b>:</b>	<b>:</b>	<b>:</b>	<b>:</b>	<b>:</b>
<b>998 NET ERRORS AND OMISSIONS</b>	<b>:</b>	<b>:</b>	<b>:</b>	<b>:</b>	<b>:</b>	<b>:</b>	<b>:</b>	<b>:</b>	<b>:</b>	<b>:</b>

## 13.6.

Reporter: Italy

Partner: USA

(Mio ECU)

	1985	1986	1987	1988	1989	1990	1991	1992	1993	1994
	<b>Net</b>									
100 GOODS	5 794	5 149	4 242	3 415	3 850	3 341	1 638	2 653	5 150	6 660
200 SERVICES	892	584	512	46	-204	-629	-382	1 010	2 067	2 022
205 Transportation	-104	-26	-18	-24	-32	-227	23	1 454	2 062	1 646
206 Sea transport	:	:	:	:	:	:	:	1 286	2 049	1 900
207 Passenger transport on sea	:	:	:	:	:	:	:	62	131	134
208 Freight transport on sea	:	:	:	:	:	:	:	2 024	2 570	2 631
209 Support. auxiliary and other services	:	:	:	:	:	:	:	-800	-651	-864
210 Air transport	:	:	:	:	:	:	:	129	-32	-304
211 Passenger transport by air	:	:	:	:	:	:	:	179	-36	-285
212 Freight transport by air	:	:	:	:	:	:	:	42	66	61
213 Supporting, auxiliary and other services	:	:	:	:	:	:	:	-92	-63	-81
214 Other transportation	:	:	:	:	:	:	:	39	45	50
236 Travel	1 626	1 323	1 204	933	763	765	817	471	989	1 027
981 Other services	-631	-712	-673	-863	-935	-1 167	-1 221	-1 112	-1 092	-699
245 Communications services	:	:	:	:	:	:	:	18	24	-60
249 Construction services	:	:	:	:	:	:	:	304	316	448
253 Insurance services	:	:	:	:	:	:	:	-104	98	214
260 Financial services	:	:	:	:	:	:	:	-118	-128	-196
262 Computer and information services	:	:	:	:	:	:	:	4	-141	-197
266 Royalties and licence fees	:	:	:	:	:	:	:	-694	-581	-513
268 Other business services	:	:	:	:	:	:	:	-352	-547	-270
269 Merchanting and other trade-related serv.	:	:	:	:	:	:	:	201	-91	0
270 Merchanting	:	:	:	:	:	:	:	211	-82	11
271 Other trade related services	:	:	:	:	:	:	:	-10	-9	-11
272 Operational leasing	:	:	:	:	:	:	:	23	-119	-3
273 Misc. business, prof. and technical serv.	:	:	:	:	:	:	:	-575	-336	-267
274 Legal, account., man., cons. and pub. rel.	:	:	:	:	:	:	:	-104	-47	-70
278 Adv., market res. and polling	:	:	:	:	:	:	:	-17	-67	-81
279 Research and development	:	:	:	:	:	:	:	-40	-2	-4
280 Architect., engin. and other technical	:	:	:	:	:	:	:	-9	-56	65
281 Agric., mining and on-site processing	:	:	:	:	:	:	:	-37	-22	-17
284 Other	:	:	:	:	:	:	:	-95	-94	-137
285 Serv. between affiliated enterprises, nie	:	:	:	:	:	:	:	-274	-49	-23
287 Personal, cultural and recreational services	:	:	:	:	:	:	:	-180	-117	-124
288 Audio-visual and related services	:	:	:	:	:	:	:	-149	-86	-106
289 Other personal, cultural and recreational	:	:	:	:	:	:	:	-31	-31	-18
291 Government services, n i e	34	81	110	55	96	84	179	11	-17	-1
982 Services not allocated	0	0	0	0	0	0	0	197	109	47
300 INCOME	265	299	61	-38	-524	-1 407	-1 492	-1 514	-1 584	-1 943
310 Compensation of employees	736	928	614	523	142	-295	-149	-337	-507	-389
320 Investment Income	-471	-630	-553	-561	-666	-1 112	-1 343	-1 177	-1 077	-1 554
379 CURRENT TRANSFERS	-52	-176	-146	-180	-244	-212	-347	-939	-813	-583
993 CURRENT ACCOUNT	:	:	:	:	:	:	:	1 210	4 821	6 155
994 CAPITAL ACCOUNT	:	:	:	:	:	:	:	:	:	:
010 CURRENT + CAPITAL ACCOUNT	6 899	5 856	4 670	3 243	2 879	1 094	-583	:	:	:
995 FINANCIAL ACCOUNT	:	:	:	:	:	:	:	:	:	:
998 NET ERRORS AND OMISSIONS	:	:	:	:	:	:	:	:	:	:

13.6.

Reporter: Italy

Partner: USA

	(in %)									
	1985	1986	1987	1988	1989	1990	1991	1992	1993	1994
	<b>Cover ratio</b>									
<b>100 GOODS</b>	<b>188</b>	<b>194</b>	<b>178</b>	<b>155</b>	<b>154</b>	<b>149</b>	<b>121</b>	<b>137</b>	<b>183</b>	<b>211</b>
<b>200 SERVICES</b>	<b>119</b>	<b>113</b>	<b>110</b>	<b>101</b>	<b>97</b>	<b>93</b>	<b>96</b>	<b>111</b>	<b>125</b>	<b>124</b>
<b>205 Transportation</b>	<b>94</b>	<b>98</b>	<b>99</b>	<b>99</b>	<b>99</b>	<b>91</b>	<b>101</b>	<b>180</b>	<b>222</b>	<b>180</b>
206 Sea transport	:	:	:	:	:	:	:	191	262	230
207 Passenger transport on sea	:	:	:	:	:	:	:	238	435	460
208 Freight transport on sea	:	:	:	:	:	:	:	504	623	634
209 Support. auxiliary and other services	:	:	:	:	:	:	:	7	12	7
210 Air transport	:	:	:	:	:	:	:	132	92	49
211 Passenger transport by air	:	:	:	:	:	:	:	160	90	43
212 Freight transport by air	:	:	:	:	:	:	:	:	:	:
213 Supporting, auxiliary and other services	:	:	:	:	:	:	:	7	15	12
214 Other transportation	:	:	:	:	:	:	:	1 471	1 995	1 099
<b>236 Travel</b>	<b>388</b>	<b>296</b>	<b>234</b>	<b>181</b>	<b>154</b>	<b>143</b>	<b>138</b>	<b>117</b>	<b>139</b>	<b>136</b>
<b>981 Other services</b>	<b>73</b>	<b>68</b>	<b>71</b>	<b>65</b>	<b>66</b>	<b>73</b>	<b>69</b>	<b>70</b>	<b>69</b>	<b>78</b>
245 Communications services	:	:	:	:	:	:	:	123	117	70
249 Construction services	:	:	:	:	:	:	:	272	234	322
253 Insurance services	:	:	:	:	:	:	:	59	176	452
260 Financial services	:	:	:	:	:	:	:	82	79	63
262 Computer and information services	:	:	:	:	:	:	:	108	7	4
266 Royalties and licence fees	:	:	:	:	:	:	:	14	13	21
268 Other business services	:	:	:	:	:	:	:	75	60	75
269 Merchanting and other trade-related serv.	:	:	:	:	:	:	:	937	-	100
270 Merchanting	:	:	:	:	:	:	:	:	:	:
271 Other trade related services	:	:	:	:	:	:	:	56	54	46
272 Operational leasing	:	:	:	:	:	:	:	200	15	90
273 Misc. business, prof. and technical serv.	:	:	:	:	:	:	:	58	72	74
274 Legal, account., man., cons. and pub. rel.	:	:	:	:	:	:	:	33	53	39
278 Adv., market res. and polling	:	:	:	:	:	:	:	85	39	34
279 Research and development	:	:	:	:	:	:	:	52	96	92
280 Architect., engin. and other technical	:	:	:	:	:	:	:	97	86	135
281 Agric., mining and on-site processing	:	:	:	:	:	:	:	49	64	67
284 Other	:	:	:	:	:	:	:	53	48	32
285 Serv. between affiliated enterprises, nie	:	:	:	:	:	:	:	39	84	93
287 Personal, cultural and recreational services	:	:	:	:	:	:	:	24	27	35
288 Audio-visual and related services	:	:	:	:	:	:	:	21	28	33
289 Other personal, cultural and recreational	:	:	:	:	:	:	:	37	25	45
291 Government services, n i e	138	224	245	167	3 344	2 164	2 218	134	53	96
<b>982 Services not allocated</b>	<b>:</b>	<b>:</b>	<b>:</b>	<b>:</b>	<b>:</b>	<b>:</b>	<b>:</b>	<b>132</b>	<b>121</b>	<b>117</b>
<b>300 INCOME</b>	<b>114</b>	<b>116</b>	<b>103</b>	<b>98</b>	<b>85</b>	<b>69</b>	<b>69</b>	<b>66</b>	<b>69</b>	<b>65</b>
310 Compensation of employees	251	298	208	165	110	83	88	41	32	32
320 Investment Income	67	56	60	63	69	60	62	70	76	69
<b>379 CURRENT TRANSFERS</b>	<b>81</b>	<b>55</b>	<b>62</b>	<b>60</b>	<b>56</b>	<b>57</b>	<b>47</b>	<b>22</b>	<b>27</b>	<b>30</b>
<b>993 CURRENT ACCOUNT</b>	<b>:</b>	<b>:</b>	<b>:</b>	<b>:</b>	<b>:</b>	<b>:</b>	<b>:</b>	<b>106</b>	<b>123</b>	<b>129</b>
<b>994 CAPITAL ACCOUNT</b>	<b>:</b>	<b>:</b>	<b>:</b>	<b>:</b>	<b>:</b>	<b>:</b>	<b>:</b>	<b>:</b>	<b>:</b>	<b>:</b>
<b>010 CURRENT + CAPITAL ACCOUNT</b>	<b>151</b>	<b>148</b>	<b>137</b>	<b>122</b>	<b>116</b>	<b>105</b>	<b>97</b>	<b>:</b>	<b>:</b>	<b>:</b>
<b>995 FINANCIAL ACCOUNT</b>	<b>.</b>	<b>.</b>	<b>.</b>	<b>.</b>	<b>.</b>	<b>.</b>	<b>.</b>	<b>.</b>	<b>.</b>	<b>.</b>
<b>998 NET ERRORS AND OMISSIONS</b>	<b>.</b>	<b>.</b>	<b>.</b>	<b>.</b>	<b>.</b>	<b>.</b>	<b>.</b>	<b>.</b>	<b>.</b>	<b>.</b>

**13.7.**
**Reporter: Italy**
**Partner: Japan**

(Mio ECU)

	1985	1986	1987	1988	1989	1990	1991	1992	1993	1994
	<b>Credit</b>									
<b>100 GOODS</b>	<b>1 188</b>	<b>1 337</b>	<b>1 609</b>	<b>2 042</b>	<b>2 926</b>	<b>3 136</b>	<b>3 000</b>	<b>2 641</b>	<b>2 738</b>	<b>3 405</b>
<b>200 SERVICES</b>	<b>567</b>	<b>515</b>	<b>571</b>	<b>632</b>	<b>713</b>	<b>908</b>	<b>944</b>	<b>884</b>	<b>962</b>	<b>954</b>
<b>205 Transportation</b>	<b>187</b>	<b>184</b>	<b>196</b>	<b>213</b>	<b>254</b>	<b>250</b>	<b>294</b>	<b>224</b>	<b>299</b>	<b>294</b>
206 Sea transport	:	:	:	:	:	:	:	86	108	102
207 Passenger transport on sea	:	:	:	:	:	:	:	2	4	4
208 Freight transport on sea	:	:	:	:	:	:	:	79	101	94
209 Support. auxiliary and other services	:	:	:	:	:	:	:	5	4	4
210 Air transport	:	:	:	:	:	:	:	133	187	188
211 Passenger transport by air	:	:	:	:	:	:	:	111	166	148
212 Freight transport by air	:	:	:	:	:	:	:	21	20	40
213 Supporting, auxiliary and other services	:	:	:	:	:	:	:	1	1	1
214 Other transportation	:	:	:	:	:	:	:	5	4	3
<b>236 Travel</b>	<b>159</b>	<b>145</b>	<b>152</b>	<b>151</b>	<b>157</b>	<b>184</b>	<b>214</b>	<b>254</b>	<b>263</b>	<b>337</b>
<b>981 Other services</b>	<b>221</b>	<b>186</b>	<b>222</b>	<b>268</b>	<b>302</b>	<b>475</b>	<b>436</b>	<b>295</b>	<b>363</b>	<b>250</b>
245 Communications services	:	:	:	:	:	:	:	0	0	0
249 Construction services	:	:	:	:	:	:	:	24	20	19
253 Insurance services	:	:	:	:	:	:	:	16	13	24
260 Financial services	:	:	:	:	:	:	:	115	162	86
262 Computer and information services	:	:	:	:	:	:	:	0	1	0
266 Royalties and licence fees	:	:	:	:	:	:	:	38	49	50
268 Other business services	:	:	:	:	:	:	:	94	111	66
269 Merchancing and other trade-related serv.	:	:	:	:	:	:	:	-4	-22	-35
270 Merchancing	:	:	:	:	:	:	:	-7	-27	-39
271 Other trade related services	:	:	:	:	:	:	:	3	5	3
272 Operational leasing	:	:	:	:	:	:	:	1	0	0
273 Misc. business, prof. and technical serv.	:	:	:	:	:	:	:	97	132	101
274 Legal, account., man., cons. and pub. rel.	:	:	:	:	:	:	:	5	7	5
278 Adv., market res. and polling	:	:	:	:	:	:	:	15	21	11
279 Research and development	:	:	:	:	:	:	:	6	11	14
280 Architect., engin. and other technical	:	:	:	:	:	:	:	21	24	17
281 Agric., mining and on-site processing	:	:	:	:	:	:	:	4	6	5
284 Other	:	:	:	:	:	:	:	5	12	11
285 Serv. between affiliated enterprises, nie	:	:	:	:	:	:	:	41	51	39
287 Personal, cultural and recreational services	:	:	:	:	:	:	:	7	4	3
288 Audio-visual and related services	:	:	:	:	:	:	:	7	1	2
289 Other personal, cultural and recreational	:	:	:	:	:	:	:	1	3	2
291 Government services, n i e	1	1	1	1	1	1	1	1	2	1
<b>982 Services not allocated</b>	<b>0</b>	<b>0</b>	<b>0</b>	<b>0</b>	<b>0</b>	<b>0</b>	<b>0</b>	<b>110</b>	<b>37</b>	<b>74</b>
<b>300 INCOME</b>	<b>117</b>	<b>105</b>	<b>101</b>	<b>119</b>	<b>171</b>	<b>192</b>	<b>231</b>	<b>402</b>	<b>329</b>	<b>251</b>
310 Compensation of employees	24	27	23	26	31	29	21	17	22	19
320 Investment Income	94	78	78	94	140	164	210	385	307	232
<b>379 CURRENT TRANSFERS</b>	<b>9</b>	<b>9</b>	<b>10</b>	<b>11</b>	<b>13</b>	<b>12</b>	<b>13</b>	<b>15</b>	<b>17</b>	<b>15</b>
<b>993 CURRENT ACCOUNT</b>	<b>:</b>	<b>:</b>	<b>:</b>	<b>:</b>	<b>:</b>	<b>:</b>	<b>:</b>	<b>3 942</b>	<b>4 045</b>	<b>4 625</b>
<b>994 CAPITAL ACCOUNT</b>	<b>:</b>	<b>:</b>	<b>:</b>	<b>:</b>	<b>:</b>	<b>:</b>	<b>:</b>	<b>:</b>	<b>:</b>	<b>:</b>
<b>010 CURRENT + CAPITAL ACCOUNT</b>	<b>1 882</b>	<b>1 965</b>	<b>2 290</b>	<b>2 805</b>	<b>3 822</b>	<b>4 249</b>	<b>4 189</b>	<b>:</b>	<b>:</b>	<b>:</b>
<b>995 FINANCIAL ACCOUNT</b>	<b>:</b>	<b>:</b>	<b>:</b>	<b>:</b>	<b>:</b>	<b>:</b>	<b>:</b>	<b>:</b>	<b>:</b>	<b>:</b>
<b>998 NET ERRORS AND OMISSIONS</b>	<b>:</b>	<b>:</b>	<b>:</b>	<b>:</b>	<b>:</b>	<b>:</b>	<b>:</b>	<b>:</b>	<b>:</b>	<b>:</b>

13.7.

Reporter: Italy

Partner: Japan

	(Mio ECU)									
	1985	1986	1987	1988	1989	1990	1991	1992	1993	1994
	<b>Debit</b>									
<b>100 GOODS</b>	<b>1 806</b>	<b>2 038</b>	<b>2 224</b>	<b>2 863</b>	<b>3 094</b>	<b>3 210</b>	<b>3 479</b>	<b>3 121</b>	<b>2 952</b>	<b>3 015</b>
<b>200 SERVICES</b>	<b>298</b>	<b>273</b>	<b>296</b>	<b>312</b>	<b>366</b>	<b>492</b>	<b>478</b>	<b>877</b>	<b>649</b>	<b>754</b>
<b>205 Transportation</b>	<b>116</b>	<b>109</b>	<b>115</b>	<b>125</b>	<b>149</b>	<b>160</b>	<b>169</b>	<b>429</b>	<b>339</b>	<b>474</b>
206 Sea transport	:	:	:	:	:	:	:	377	305	425
207 Passenger transport on sea	:	:	:	:	:	:	:	2	2	2
208 Freight transport on sea	:	:	:	:	:	:	:	224	239	250
209 Support. auxiliary and other services	:	:	:	:	:	:	:	151	64	173
210 Air transport	:	:	:	:	:	:	:	52	35	49
211 Passenger transport by air	:	:	:	:	:	:	:	35	29	32
212 Freight transport by air	:	:	:	:	:	:	:	0	0	0
213 Supporting, auxiliary and other services	:	:	:	:	:	:	:	17	6	17
214 Other transportation	:	:	:	:	:	:	:	0	0	0
<b>236 Travel</b>	<b>8</b>	<b>10</b>	<b>13</b>	<b>16</b>	<b>20</b>	<b>25</b>	<b>30</b>	<b>99</b>	<b>38</b>	<b>40</b>
<b>981 Other services</b>	<b>174</b>	<b>155</b>	<b>168</b>	<b>170</b>	<b>197</b>	<b>307</b>	<b>278</b>	<b>264</b>	<b>234</b>	<b>203</b>
245 Communications services	:	:	:	:	:	:	:	1	1	2
249 Construction services	:	:	:	:	:	:	:	4	7	6
253 Insurance services	:	:	:	:	:	:	:	15	3	12
260 Financial services	:	:	:	:	:	:	:	144	98	60
262 Computer and information services	:	:	:	:	:	:	:	0	1	0
266 Royalties and licence fees	:	:	:	:	:	:	:	19	26	17
268 Other business services	:	:	:	:	:	:	:	78	92	92
269 Merchanting and other trade-related serv.	:	:	:	:	:	:	:	3	3	2
270 Merchanting	:	:	:	:	:	:	:	0	0	0
271 Other trade related services	:	:	:	:	:	:	:	3	3	2
272 Operational leasing	:	:	:	:	:	:	:	2	3	1
273 Misc. business, prof. and technical serv.	:	:	:	:	:	:	:	73	86	88
274 Legal, account., man., cons. and pub. rel.	:	:	:	:	:	:	:	3	3	4
278 Adv., market res. and polling	:	:	:	:	:	:	:	10	16	12
279 Research and development	:	:	:	:	:	:	:	1	2	1
280 Architect., engin. and other technical	:	:	:	:	:	:	:	23	33	25
281 Agric., mining and on-site processing	:	:	:	:	:	:	:	4	4	4
284 Other	:	:	:	:	:	:	:	3	4	4
285 Serv. between affiliated enterprises, nie	:	:	:	:	:	:	:	28	23	38
287 Personal, cultural and recreational services	:	:	:	:	:	:	:	1	4	13
288 Audio-visual and related services	:	:	:	:	:	:	:	1	3	12
289 Other personal, cultural and recreational	:	:	:	:	:	:	:	1	0	0
291 Government services, n i e	4	4	6	5	0	0	0	1	1	1
<b>982 Services not allocated</b>	<b>0</b>	<b>0</b>	<b>0</b>	<b>0</b>	<b>0</b>	<b>0</b>	<b>0</b>	<b>85</b>	<b>38</b>	<b>37</b>
<b>300 INCOME</b>	<b>189</b>	<b>188</b>	<b>181</b>	<b>206</b>	<b>291</b>	<b>383</b>	<b>463</b>	<b>1 356</b>	<b>569</b>	<b>550</b>
310 Compensation of employees	8	8	10	14	25	30	21	30	27	22
320 Investment Income	181	180	171	192	265	352	442	1 326	542	529
<b>379 CURRENT TRANSFERS</b>	<b>5</b>	<b>7</b>	<b>7</b>	<b>8</b>	<b>10</b>	<b>9</b>	<b>12</b>	<b>8</b>	<b>7</b>	<b>7</b>
<b>993 CURRENT ACCOUNT</b>	:	:	:	:	:	:	:	<b>5 362</b>	<b>4 177</b>	<b>4 327</b>
<b>994 CAPITAL ACCOUNT</b>	:	:	:	:	:	:	:	:	:	:
<b>010 CURRENT + CAPITAL ACCOUNT</b>	<b>2 298</b>	<b>2 506</b>	<b>2 708</b>	<b>3 389</b>	<b>3 761</b>	<b>4 094</b>	<b>4 431</b>	:	:	:
<b>995 FINANCIAL ACCOUNT</b>	:	:	:	:	:	:	:	:	:	:
<b>998 NET ERRORS AND OMISSIONS</b>	:	:	:	:	:	:	:	:	:	:

**13.7.**
**Reporter: Italy**
**Partner: Japan**

(Mio ECU)

	1985	1986	1987	1988	1989	1990	1991	1992	1993	1994
	<b>Net</b>									
<b>100 GOODS</b>	<b>-618</b>	<b>-701</b>	<b>-616</b>	<b>-821</b>	<b>-168</b>	<b>-74</b>	<b>-479</b>	<b>-480</b>	<b>-215</b>	<b>390</b>
<b>200 SERVICES</b>	<b>270</b>	<b>242</b>	<b>275</b>	<b>320</b>	<b>346</b>	<b>416</b>	<b>467</b>	<b>7</b>	<b>313</b>	<b>200</b>
<b>205 Transportation</b>	<b>72</b>	<b>75</b>	<b>81</b>	<b>88</b>	<b>104</b>	<b>90</b>	<b>125</b>	<b>-205</b>	<b>-40</b>	<b>-181</b>
206 Sea transport	:	:	:	:	:	:	:	-291	-196	-323
207 Passenger transport on sea	:	:	:	:	:	:	:	1	2	2
208 Freight transport on sea	:	:	:	:	:	:	:	-145	-138	-156
209 Support. auxiliary and other services	:	:	:	:	:	:	:	-146	-60	-169
210 Air transport	:	:	:	:	:	:	:	81	152	139
211 Passenger transport by air	:	:	:	:	:	:	:	76	138	116
212 Freight transport by air	:	:	:	:	:	:	:	21	20	40
213 Supporting, auxiliary and other services	:	:	:	:	:	:	:	-17	-6	-17
214 Other transportation	:	:	:	:	:	:	:	5	4	3
<b>236 Travel</b>	<b>151</b>	<b>135</b>	<b>139</b>	<b>135</b>	<b>137</b>	<b>159</b>	<b>184</b>	<b>155</b>	<b>226</b>	<b>296</b>
<b>981 Other services</b>	<b>47</b>	<b>32</b>	<b>55</b>	<b>98</b>	<b>105</b>	<b>168</b>	<b>158</b>	<b>31</b>	<b>129</b>	<b>47</b>
245 Communications services	:	:	:	:	:	:	:	-1	-1	-2
249 Construction services	:	:	:	:	:	:	:	19	13	13
253 Insurance services	:	:	:	:	:	:	:	2	10	12
260 Financial services	:	:	:	:	:	:	:	-29	64	25
262 Computer and information services	:	:	:	:	:	:	:	0	0	0
266 Royalties and licence fees	:	:	:	:	:	:	:	19	23	33
268 Other business services	:	:	:	:	:	:	:	16	18	-26
269 Merchanting and other trade-related serv.	:	:	:	:	:	:	:	-7	-25	-38
270 Merchanting	:	:	:	:	:	:	:	-7	-27	-39
271 Other trade related services	:	:	:	:	:	:	:	0	2	1
272 Operational leasing	:	:	:	:	:	:	:	-2	-3	-1
273 Misc. business, prof. and technical serv.	:	:	:	:	:	:	:	24	45	13
274 Legal, account., man., cons. and pub. rel.	:	:	:	:	:	:	:	2	4	1
278 Adv., market res. and polling	:	:	:	:	:	:	:	4	5	-1
279 Research and development	:	:	:	:	:	:	:	5	10	13
280 Architect., engin. and other technical	:	:	:	:	:	:	:	-2	-10	-8
281 Agric., mining and on-site processing	:	:	:	:	:	:	:	0	2	0
284 Other	:	:	:	:	:	:	:	2	7	7
285 Serv. between affiliated enterprises, nie	:	:	:	:	:	:	:	12	28	1
287 Personal, cultural and recreational services	:	:	:	:	:	:	:	6	0	-10
288 Audio-visual and related services	:	:	:	:	:	:	:	6	-2	-11
289 Other personal, cultural and recreational	:	:	:	:	:	:	:	0	3	1
291 Government services, n i e	-4	-3	-5	-4	0	0	1	0	1	1
<b>982 Services not allocated</b>	<b>0</b>	<b>0</b>	<b>0</b>	<b>0</b>	<b>0</b>	<b>0</b>	<b>0</b>	<b>25</b>	<b>-1</b>	<b>37</b>
<b>300 INCOME</b>	<b>-72</b>	<b>-83</b>	<b>-80</b>	<b>-87</b>	<b>-120</b>	<b>-190</b>	<b>-232</b>	<b>-954</b>	<b>-240</b>	<b>-299</b>
310 Compensation of employees	15	19	13	12	6	-2	0	-12	-5	-2
320 Investment Income	-87	-102	-93	-99	-126	-189	-232	-942	-235	-297
<b>379 CURRENT TRANSFERS</b>	<b>4</b>	<b>2</b>	<b>3</b>	<b>3</b>	<b>3</b>	<b>3</b>	<b>1</b>	<b>7</b>	<b>9</b>	<b>8</b>
<b>993 CURRENT ACCOUNT</b>	<b>:</b>	<b>:</b>	<b>:</b>	<b>:</b>	<b>:</b>	<b>:</b>	<b>:</b>	<b>-1 420</b>	<b>-132</b>	<b>298</b>
<b>994 CAPITAL ACCOUNT</b>	<b>:</b>	<b>:</b>	<b>:</b>	<b>:</b>	<b>:</b>	<b>:</b>	<b>:</b>	<b>:</b>	<b>:</b>	<b>:</b>
<b>010 CURRENT + CAPITAL ACCOUNT</b>	<b>-416</b>	<b>-541</b>	<b>-417</b>	<b>-584</b>	<b>61</b>	<b>155</b>	<b>-243</b>	<b>:</b>	<b>:</b>	<b>:</b>
<b>995 FINANCIAL ACCOUNT</b>	<b>:</b>	<b>:</b>	<b>:</b>	<b>:</b>	<b>:</b>	<b>:</b>	<b>:</b>	<b>:</b>	<b>:</b>	<b>:</b>
<b>998 NET ERRORS AND OMISSIONS</b>	<b>:</b>	<b>:</b>	<b>:</b>	<b>:</b>	<b>:</b>	<b>:</b>	<b>:</b>	<b>:</b>	<b>:</b>	<b>:</b>

13.7.

Reporter: Italy

Partner: Japan

	(in %)									
	1985	1986	1987	1988	1989	1990	1991	1992	1993	1994
	<b>Cover ratio</b>									
<b>100 GOODS</b>	<b>66</b>	<b>66</b>	<b>72</b>	<b>71</b>	<b>95</b>	<b>98</b>	<b>86</b>	<b>85</b>	<b>93</b>	<b>113</b>
<b>200 SERVICES</b>	<b>191</b>	<b>189</b>	<b>193</b>	<b>203</b>	<b>194</b>	<b>185</b>	<b>198</b>	<b>101</b>	<b>148</b>	<b>126</b>
<b>205 Transportation</b>	<b>162</b>	<b>169</b>	<b>170</b>	<b>170</b>	<b>170</b>	<b>156</b>	<b>174</b>	<b>52</b>	<b>88</b>	<b>62</b>
206 Sea transport	:	:	:	:	:	:	:	23	36	24
207 Passenger transport on sea	:	:	:	:	:	:	:	138	186	192
208 Freight transport on sea	:	:	:	:	:	:	:	35	42	38
209 Support. auxiliary and other services	:	:	:	:	:	:	:	3	7	2
210 Air transport	:	:	:	:	:	:	:	256	538	382
211 Passenger transport by air	:	:	:	:	:	:	:	319	582	458
212 Freight transport by air	:	:	:	:	:	:	:	:	:	:
213 Supporting, auxiliary and other services	:	:	:	:	:	:	:	4	8	4
214 Other transportation	:	:	:	:	:	:	:	:	:	:
<b>236 Travel</b>	<b>1 987</b>	<b>1 514</b>	<b>1 200</b>	<b>926</b>	<b>791</b>	<b>733</b>	<b>707</b>	<b>256</b>	<b>698</b>	<b>833</b>
<b>981 Other services</b>	<b>127</b>	<b>120</b>	<b>133</b>	<b>158</b>	<b>153</b>	<b>155</b>	<b>157</b>	<b>112</b>	<b>155</b>	<b>123</b>
245 Communications services	:	:	:	:	:	:	:	9	8	17
249 Construction services	:	:	:	:	:	:	:	550	287	323
253 Insurance services	:	:	:	:	:	:	:	112	422	201
260 Financial services	:	:	:	:	:	:	:	80	165	142
262 Computer and information services	:	:	:	:	:	:	:	:	:	:
266 Royalties and licence fees	:	:	:	:	:	:	:	197	187	297
268 Other business services	:	:	:	:	:	:	:	120	120	72
269 Merchanting and other trade-related serv.	:	:	:	:	:	:	:	-	-	-
270 Merchanting	:	:	:	:	:	:	:	:	:	:
271 Other trade related services	:	:	:	:	:	:	:	112	171	133
272 Operational leasing	:	:	:	:	:	:	:	28	16	36
273 Misc. business, prof. and technical serv.	:	:	:	:	:	:	:	134	153	115
274 Legal, account., man., cons. and pub. rel.	:	:	:	:	:	:	:	149	218	132
278 Adv., market res. and polling	:	:	:	:	:	:	:	144	132	90
279 Research and development	:	:	:	:	:	:	:	572	650	1 085
280 Architect., engin. and other technical	:	:	:	:	:	:	:	92	71	68
281 Agric., mining and on-site processing	:	:	:	:	:	:	:	112	136	104
284 Other	:	:	:	:	:	:	:	180	269	280
285 Serv. between affiliated enterprises, nie	:	:	:	:	:	:	:	143	219	102
287 Personal, cultural and recreational services	:	:	:	:	:	:	:	516	113	25
288 Audio-visual and related services	:	:	:	:	:	:	:	:	32	13
289 Other personal, cultural and recreational	:	:	:	:	:	:	:	:	:	:
291 Government services, n i e	14	17	18	21	:	:	:	:	:	:
<b>982 Services not allocated</b>	<b>:</b>	<b>:</b>	<b>:</b>	<b>:</b>	<b>:</b>	<b>:</b>	<b>:</b>	<b>130</b>	<b>98</b>	<b>202</b>
<b>300 INCOME</b>	<b>62</b>	<b>56</b>	<b>56</b>	<b>58</b>	<b>59</b>	<b>50</b>	<b>50</b>	<b>30</b>	<b>58</b>	<b>46</b>
310 Compensation of employees	284	337	235	186	124	94	99	58	83	90
320 Investment Income	52	43	46	49	53	46	48	29	57	44
<b>379 CURRENT TRANSFERS</b>	<b>188</b>	<b>127</b>	<b>144</b>	<b>139</b>	<b>129</b>	<b>133</b>	<b>109</b>	<b>181</b>	<b>223</b>	<b>209</b>
<b>993 CURRENT ACCOUNT</b>	<b>:</b>	<b>:</b>	<b>:</b>	<b>:</b>	<b>:</b>	<b>:</b>	<b>:</b>	<b>74</b>	<b>97</b>	<b>107</b>
<b>994 CAPITAL ACCOUNT</b>	<b>:</b>	<b>:</b>	<b>:</b>	<b>:</b>	<b>:</b>	<b>:</b>	<b>:</b>	<b>:</b>	<b>:</b>	<b>:</b>
<b>010 CURRENT + CAPITAL ACCOUNT</b>	<b>82</b>	<b>78</b>	<b>85</b>	<b>83</b>	<b>102</b>	<b>104</b>	<b>95</b>	<b>:</b>	<b>:</b>	<b>:</b>
<b>995 FINANCIAL ACCOUNT</b>	<b>-</b>	<b>-</b>	<b>-</b>	<b>-</b>	<b>-</b>	<b>-</b>	<b>-</b>	<b>-</b>	<b>-</b>	<b>-</b>
<b>998 NET ERRORS AND OMISSIONS</b>	<b>-</b>	<b>-</b>	<b>-</b>	<b>-</b>	<b>-</b>	<b>-</b>	<b>-</b>	<b>-</b>	<b>-</b>	<b>-</b>

## 14.1.

Reporter: Netherlands

Partner: World

(Mio ECU)

	1985	1986	1987	1988	1989	1990	1991	1992	1993	1994
	<b>Credit</b>									
<b>100 GOODS</b>	<b>81 928</b>	<b>74 634</b>	<b>74 604</b>	<b>82 378</b>	<b>92 112</b>	<b>96 053</b>	<b>98 827</b>	<b>106 137</b>	<b>108 500</b>	<b>117 905</b>
<b>200 SERVICES</b>	<b>19 917</b>	<b>17 989</b>	<b>18 627</b>	<b>19 649</b>	<b>23 299</b>	<b>24 502</b>	<b>26 630</b>	<b>30 290</b>	<b>33 542</b>	<b>36 449</b>
<b>205 Transportation</b>	<b>11 170</b>	<b>9 152</b>	<b>9 009</b>	<b>9 746</b>	<b>10 981</b>	<b>11 173</b>	<b>11 719</b>	<b>12 912</b>	<b>13 692</b>	<b>14 475</b>
206 Sea transport	1 528	1 152	1 005	1 186	1 438	1 316	1 191	4 260	4 396	4 716
207 Passenger transport on sea	15	12	10	12	14	13	12	11	11	13
208 Freight transport on sea	1 513	1 140	995	1 174	1 424	1 303	1 179	3 419	3 505	3 773
209 Support. auxiliary and other services	:	:	:	:	:	:	:	829	879	930
210 Air transport	1 435	1 251	1 282	1 374	1 496	1 549	1 795	4 360	4 812	5 098
211 Passenger transport by air	1 148	1 001	1 026	1 099	1 197	1 239	1 436	2 460	2 759	2 926
212 Freight transport by air	287	250	256	275	299	310	359	615	690	732
213 Supporting, auxiliary and other services	:	:	:	:	:	:	:	1 285	1 362	1 440
214 Other transportation	8 207	6 749	6 722	7 187	8 047	8 309	8 734	4 292	4 485	4 662
<b>236 Travel</b>	<b>2 196</b>	<b>2 265</b>	<b>2 344</b>	<b>2 458</b>	<b>2 771</b>	<b>2 845</b>	<b>3 297</b>	<b>4 604</b>	<b>4 604</b>	<b>4 568</b>
<b>981 Other services</b>	<b>5 592</b>	<b>5 589</b>	<b>6 264</b>	<b>6 130</b>	<b>8 220</b>	<b>9 003</b>	<b>9 871</b>	<b>12 774</b>	<b>15 246</b>	<b>17 405</b>
245 Communications services	209	264	237	253	324	329	331	340	372	514
249 Construction services	510	429	413	454	818	613	663	1 299	1 794	2 877
253 Insurance services	0	0	0	0	0	0	0	0	0	0
260 Financial services	195	204	239	280	206	231	139	187	292	254
262 Computer and information services	:	:	:	:	:	:	:	:	:	:
266 Royalties and licence fees	280	370	383	443	525	504	624	1 242	1 640	1 849
268 Other business services	4 010	3 855	4 334	4 045	5 662	6 593	7 106	9 058	10 405	11 043
269 Merchanting and other trade-related serv.	1 846	1 562	1 776	1 249	2 405	2 648	2 242	2 459	2 950	3 448
270 Merchanting	:	:	:	:	:	:	:	796	1 175	1 582
271 Other trade related services	:	:	:	:	:	:	:	1 663	1 775	1 866
272 Operational leasing	:	:	:	:	:	:	:	549	613	675
273 Misc. business, prof. and technical serv.	2 164	2 293	2 558	2 796	3 257	3 945	4 864	6 051	6 843	6 919
274 Legal, account., man., cons. and pub. rel.	:	:	:	:	:	:	:	:	:	:
278 Adv., market res. and polling	581	662	708	663	650	705	767	:	:	:
279 Research and development	:	:	:	:	:	:	:	:	:	:
280 Architect., engin. and other technical	:	:	:	:	:	:	:	3 522	3 706	3 783
281 Agric., mining and on-site processing	:	:	:	:	:	:	:	:	:	:
284 Other	:	:	:	:	:	:	:	246	299	308
285 Serv. between affiliated enterprises, nie	:	:	:	:	:	:	:	2 282	2 837	2 829
287 Personal, cultural and recreational services	119	99	239	287	338	351	591	:	:	:
288 Audio-visual and related services	:	:	:	:	:	:	:	:	:	:
289 Other personal, cultural and recreational	:	:	:	:	:	:	:	:	:	:
291 Government services, n i e	268	367	419	366	346	381	417	646	743	868
<b>982 Services not allocated</b>	<b>960</b>	<b>984</b>	<b>1 011</b>	<b>1 315</b>	<b>1 327</b>	<b>1 480</b>	<b>1 743</b>	<b>0</b>	<b>0</b>	<b>0</b>
<b>300 INCOME</b>	<b>12 696</b>	<b>11 906</b>	<b>12 296</b>	<b>13 216</b>	<b>18 225</b>	<b>19 260</b>	<b>20 717</b>	<b>21 309</b>	<b>24 014</b>	<b>22 372</b>
310 Compensation of employees	518	494	511	511	478	365	354	383	410	430
320 Investment Income	12 178	11 412	11 785	12 705	17 747	18 895	20 363	20 926	23 605	21 942
<b>379 CURRENT TRANSFERS</b>	<b>2 971</b>	<b>3 246</b>	<b>3 807</b>	<b>4 985</b>	<b>4 937</b>	<b>3 805</b>	<b>3 964</b>	<b>3 593</b>	<b>3 722</b>	<b>3 539</b>
<b>993 CURRENT ACCOUNT</b>	<b>:</b>	<b>:</b>	<b>:</b>	<b>:</b>	<b>:</b>	<b>:</b>	<b>:</b>	<b>161 329</b>	<b>169 778</b>	<b>180 264</b>
<b>994 CAPITAL ACCOUNT</b>	<b>:</b>	<b>:</b>	<b>:</b>	<b>:</b>	<b>:</b>	<b>:</b>	<b>:</b>	<b>285</b>	<b>491</b>	<b>473</b>
<b>910 CURRENT + CAPITAL ACCOUNT</b>	<b>117 511</b>	<b>107 776</b>	<b>109 332</b>	<b>120 228</b>	<b>138 574</b>	<b>143 620</b>	<b>150 138</b>	<b>161 614</b>	<b>170 270</b>	<b>180 737</b>
<b>995 FINANCIAL ACCOUNT</b>	<b>:</b>	<b>:</b>	<b>:</b>	<b>:</b>	<b>:</b>	<b>:</b>	<b>:</b>	<b>:</b>	<b>:</b>	<b>:</b>
<b>998 NET ERRORS AND OMISSIONS</b>	<b>:</b>	<b>:</b>	<b>:</b>	<b>:</b>	<b>:</b>	<b>:</b>	<b>:</b>	<b>:</b>	<b>:</b>	<b>:</b>



14.1.

Reporter: Netherlands

Partner: World

	(Mio ECU)									
	1985	1986	1987	1988	1989	1990	1991	1992	1993	1994
	<b>Debit</b>									
<b>100 GOODS</b>	<b>74 807</b>	<b>67 292</b>	<b>70 137</b>	<b>75 214</b>	<b>84 781</b>	<b>87 914</b>	<b>89 217</b>	<b>96 615</b>	<b>95 254</b>	<b>104 614</b>
<b>200 SERVICES</b>	<b>19 751</b>	<b>18 871</b>	<b>18 871</b>	<b>20 220</b>	<b>22 482</b>	<b>22 637</b>	<b>25 984</b>	<b>30 084</b>	<b>32 958</b>	<b>35 178</b>
<b>205 Transportation</b>	<b>8 079</b>	<b>6 732</b>	<b>6 931</b>	<b>7 663</b>	<b>8 454</b>	<b>8 398</b>	<b>8 923</b>	<b>10 120</b>	<b>11 125</b>	<b>11 622</b>
206 Sea transport	4 077	3 440	3 445	3 913	4 145	3 961	4 190	6 891	7 621	7 966
207 Passenger transport on sea	33	33	37	39	45	43	36	45	52	69
208 Freight transport on sea	4 044	3 407	3 408	3 874	4 100	3 918	4 154	5 493	6 082	6 344
209 Support. auxiliary and other services	:	:	:	:	:	:	:	1 353	1 487	1 554
210 Air transport	940	788	757	875	1 005	1 003	1 106	2 220	2 376	2 452
211 Passenger transport by air	846	709	681	788	904	903	995	1 069	1 117	1 140
212 Freight transport by air	94	79	76	87	101	100	111	119	124	126
213 Supporting, auxiliary and other services	:	:	:	:	:	:	:	1 032	1 135	1 186
214 Other transportation	3 062	2 504	2 729	2 876	3 304	3 434	3 627	1 009	1 128	1 203
<b>236 Travel</b>	<b>4 517</b>	<b>5 001</b>	<b>5 573</b>	<b>5 724</b>	<b>5 883</b>	<b>5 778</b>	<b>6 381</b>	<b>7 384</b>	<b>7 625</b>	<b>7 871</b>
<b>981 Other services</b>	<b>5 822</b>	<b>5 662</b>	<b>5 496</b>	<b>6 185</b>	<b>7 447</b>	<b>7 606</b>	<b>9 919</b>	<b>12 580</b>	<b>14 207</b>	<b>15 685</b>
245 Communications services	196	235	220	262	271	256	298	305	324	350
249 Construction services	116	145	93	117	45	11	31	944	959	1 576
253 Insurance services	294	280	239	290	309	-33	204	326	183	443
260 Financial services	199	207	165	161	182	175	182	191	225	230
262 Computer and information services	:	:	:	:	:	:	:	:	:	:
266 Royalties and licence fees	777	614	698	818	1 199	947	1 255	1 783	2 281	2 248
268 Other business services	3 615	3 555	3 374	3 741	4 517	5 269	6 895	8 528	9 582	10 014
269 Merchanting and other trade-related serv.	1 448	1 334	1 394	1 525	1 812	2 019	2 251	2 775	2 887	2 958
270 Merchanting	:	:	:	:	:	:	:	0	0	0
271 Other trade related services	:	:	:	:	:	:	:	2 775	2 887	2 958
272 Operational leasing	:	:	:	:	:	:	:	555	635	607
273 Misc. business, prof. and technical serv.	2 167	2 221	1 980	2 216	2 705	3 250	4 644	5 198	6 060	6 448
274 Legal, account., man., cons. and pub. rel.	:	:	:	:	:	:	:	:	:	:
278 Adv., market res. and polling	827	940	660	626	739	716	812	:	:	:
279 Research and development	:	:	:	:	:	:	:	:	:	:
280 Architect., engin. and other technical	:	:	:	:	:	:	:	3 342	3 887	3 658
281 Agric., mining and on-site processing	:	:	:	:	:	:	:	:	:	:
284 Other	:	:	:	:	:	:	:	267	313	362
285 Serv. between affiliated enterprises, nie	:	:	:	:	:	:	:	1 589	1 861	2 427
287 Personal, cultural and recreational services	187	179	275	378	454	428	563	:	:	:
288 Audio-visual and related services	:	:	:	:	:	:	:	:	:	:
289 Other personal, cultural and recreational	:	:	:	:	:	:	:	:	:	:
291 Government services, n i e	437	448	430	418	470	554	492	503	653	824
<b>982 Services not allocated</b>	<b>1 333</b>	<b>1 476</b>	<b>872</b>	<b>648</b>	<b>697</b>	<b>855</b>	<b>760</b>	<b>0</b>	<b>0</b>	<b>0</b>
<b>300 INCOME</b>	<b>11 859</b>	<b>11 532</b>	<b>12 073</b>	<b>13 786</b>	<b>17 115</b>	<b>18 570</b>	<b>20 050</b>	<b>21 986</b>	<b>23 524</b>	<b>21 179</b>
310 Compensation of employees	484	503	459	513	540	487	501	728	703	638
320 Investment Income	11 375	11 029	11 614	13 273	16 575	18 083	19 549	21 259	22 821	20 541
<b>379 CURRENT TRANSFERS</b>	<b>4 399</b>	<b>5 129</b>	<b>5 760</b>	<b>6 746</b>	<b>6 973</b>	<b>6 272</b>	<b>7 488</b>	<b>6 943</b>	<b>7 563</b>	<b>7 955</b>
<b>993 CURRENT ACCOUNT</b>	<b>:</b>	<b>:</b>	<b>:</b>	<b>:</b>	<b>:</b>	<b>:</b>	<b>:</b>	<b>155 629</b>	<b>159 299</b>	<b>168 926</b>
<b>994 CAPITAL ACCOUNT</b>	<b>:</b>	<b>:</b>	<b>:</b>	<b>:</b>	<b>:</b>	<b>:</b>	<b>:</b>	<b>769</b>	<b>1 098</b>	<b>1 290</b>
<b>010 CURRENT + CAPITAL ACCOUNT</b>	<b>110 815</b>	<b>102 824</b>	<b>106 841</b>	<b>115 966</b>	<b>131 351</b>	<b>135 393</b>	<b>142 739</b>	<b>156 398</b>	<b>160 397</b>	<b>170 216</b>
<b>995 FINANCIAL ACCOUNT</b>	<b>:</b>	<b>:</b>	<b>:</b>	<b>:</b>	<b>:</b>	<b>:</b>	<b>:</b>	<b>:</b>	<b>:</b>	<b>:</b>
<b>998 NET ERRORS AND OMISSIONS</b>	<b>:</b>	<b>:</b>	<b>:</b>	<b>:</b>	<b>:</b>	<b>:</b>	<b>:</b>	<b>:</b>	<b>:</b>	<b>:</b>

## 14.1.

Reporter: Netherlands

Partner: World

(Mio ECU)

	1985	1986	1987	1988	1989	1990	1991	1992	1993	1994
	<b>Net</b>									
<b>100 GOODS</b>	<b>7 121</b>	<b>7 341</b>	<b>4 466</b>	<b>7 164</b>	<b>7 331</b>	<b>8 139</b>	<b>9 611</b>	<b>9 523</b>	<b>13 246</b>	<b>13 291</b>
<b>200 SERVICES</b>	<b>166</b>	<b>-882</b>	<b>-245</b>	<b>-571</b>	<b>818</b>	<b>1 865</b>	<b>645</b>	<b>204</b>	<b>584</b>	<b>1 270</b>
<b>205 Transportation</b>	<b>3 090</b>	<b>2 420</b>	<b>2 078</b>	<b>2 082</b>	<b>2 527</b>	<b>2 775</b>	<b>2 796</b>	<b>2 792</b>	<b>2 567</b>	<b>2 853</b>
206 Sea transport	-2 549	-2 289	-2 440	-2 727	-2 707	-2 646	-2 999	-2 632	-3 225	-3 251
207 Passenger transport on sea	-18	-22	-27	-27	-31	-30	-24	-34	-41	-56
208 Freight transport on sea	-2 531	-2 267	-2 413	-2 700	-2 676	-2 616	-2 975	-2 074	-2 576	-2 571
209 Support. auxiliary and other services	:	:	:	:	:	:	:	-524	-608	-624
210 Air transport	494	464	525	498	492	545	689	2 140	2 436	2 645
211 Passenger transport by air	301	292	345	311	293	336	441	1 392	1 643	1 786
212 Freight transport by air	193	172	180	187	199	209	248	496	566	605
213 Supporting, auxiliary and other services	:	:	:	:	:	:	:	252	227	254
214 Other transportation	5 145	4 245	3 993	4 311	4 743	4 876	5 107	3 283	3 357	3 458
<b>236 Travel</b>	<b>-2 321</b>	<b>-2 737</b>	<b>-3 229</b>	<b>-3 265</b>	<b>-3 112</b>	<b>-2 932</b>	<b>-3 084</b>	<b>-2 780</b>	<b>-3 022</b>	<b>-3 303</b>
<b>981 Other services</b>	<b>-230</b>	<b>-73</b>	<b>767</b>	<b>-55</b>	<b>773</b>	<b>1 397</b>	<b>-49</b>	<b>193</b>	<b>1 039</b>	<b>1 720</b>
245 Communications services	14	29	17	-9	52	74	32	35	48	164
249 Construction services	394	283	320	337	772	602	633	355	834	1 301
253 Insurance services	-294	-280	-239	-290	-309	33	-204	-326	-183	-443
260 Financial services	-4	-2	73	118	24	56	-43	-4	67	25
262 Computer and information services	:	:	:	:	:	:	:	:	:	:
266 Royalties and licence fees	-497	-244	-315	-374	-673	-443	-631	-541	-640	-399
268 Other business services	396	302	959	305	1 145	1 324	212	530	823	1 029
269 Merchating and other trade-related serv.	398	228	381	-276	593	629	-8	-316	63	490
270 Merchating	:	:	:	:	:	:	:	796	1 175	1 582
271 Other trade related services	:	:	:	:	:	:	:	-1 112	-1 112	-1 092
272 Operational leasing	:	:	:	:	:	:	:	-7	-23	67
273 Misc. business, prof. and technical serv.	-2	74	578	581	552	695	220	853	782	472
274 Legal, account., man., cons. and pub. rel.	:	:	:	:	:	:	:	:	:	:
278 Adv., market res. and polling	-245	-277	48	38	-89	-11	-45	:	:	:
279 Research and development	:	:	:	:	:	:	:	:	:	:
280 Architect., engin. and other technical	:	:	:	:	:	:	:	181	-180	125
281 Agric., mining and on-site processing	:	:	:	:	:	:	:	:	:	:
284 Other	:	:	:	:	:	:	:	-21	-14	-55
285 Serv. between affiliated enterprises, nie	:	:	:	:	:	:	:	693	977	402
287 Personal, cultural and recreational services	-68	-80	-36	-90	-116	-77	28	:	:	:
288 Audio-visual and related services	:	:	:	:	:	:	:	:	:	:
289 Other personal, cultural and recreational	:	:	:	:	:	:	:	:	:	:
291 Government services, n i e	-169	-81	-12	-52	-123	-173	-76	143	90	44
<b>982 Services not allocated</b>	<b>-373</b>	<b>-492</b>	<b>139</b>	<b>667</b>	<b>630</b>	<b>625</b>	<b>983</b>	<b>0</b>	<b>0</b>	<b>0</b>
<b>300 INCOME</b>	<b>837</b>	<b>375</b>	<b>223</b>	<b>-570</b>	<b>1 110</b>	<b>691</b>	<b>667</b>	<b>-677</b>	<b>490</b>	<b>1 193</b>
310 Compensation of employees	33	-9	52	-2	-62	-122	-147	-344	-293	-208
320 Investment Income	804	384	171	-568	1 172	813	814	-333	783	1 402
<b>379 CURRENT TRANSFERS</b>	<b>-1 428</b>	<b>-1 882</b>	<b>-1 953</b>	<b>-1 760</b>	<b>-2 037</b>	<b>-2 467</b>	<b>-3 524</b>	<b>-3 350</b>	<b>-3 841</b>	<b>-4 417</b>
<b>993 CURRENT ACCOUNT</b>	<b>:</b>	<b>:</b>	<b>:</b>	<b>:</b>	<b>:</b>	<b>:</b>	<b>:</b>	<b>5 700</b>	<b>10 479</b>	<b>11 338</b>
<b>994 CAPITAL ACCOUNT</b>	<b>:</b>	<b>:</b>	<b>:</b>	<b>:</b>	<b>:</b>	<b>:</b>	<b>:</b>	<b>-484</b>	<b>-606</b>	<b>-818</b>
<b>010 CURRENT + CAPITAL ACCOUNT</b>	<b>6 696</b>	<b>4 952</b>	<b>2 491</b>	<b>4 262</b>	<b>7 223</b>	<b>8 227</b>	<b>7 399</b>	<b>5 216</b>	<b>9 873</b>	<b>10 520</b>
<b>995 FINANCIAL ACCOUNT</b>	<b>:</b>	<b>:</b>	<b>:</b>	<b>:</b>	<b>:</b>	<b>:</b>	<b>:</b>	<b>-10 420</b>	<b>-13 876</b>	<b>-5 865</b>
<b>998 NET ERRORS AND OMISSIONS</b>	<b>:</b>	<b>:</b>	<b>:</b>	<b>:</b>	<b>:</b>	<b>:</b>	<b>:</b>	<b>5 204</b>	<b>4 003</b>	<b>-4 656</b>

14.1.

Reporter: Netherlands

Partner: World

	(in %)									
	1985	1986	1987	1988	1989	1990	1991	1992	1993	1994
	<b>Cover ratio</b>									
<b>100 GOODS</b>	<b>110</b>	<b>111</b>	<b>106</b>	<b>110</b>	<b>109</b>	<b>109</b>	<b>111</b>	<b>110</b>	<b>114</b>	<b>113</b>
<b>200 SERVICES</b>	<b>101</b>	<b>95</b>	<b>99</b>	<b>97</b>	<b>104</b>	<b>108</b>	<b>102</b>	<b>101</b>	<b>102</b>	<b>104</b>
<b>205 Transportation</b>	<b>138</b>	<b>136</b>	<b>130</b>	<b>127</b>	<b>130</b>	<b>133</b>	<b>131</b>	<b>128</b>	<b>123</b>	<b>125</b>
206 Sea transport	37	33	29	30	35	33	28	62	58	59
207 Passenger transport on sea	45	36	27	31	31	30	33	25	22	18
208 Freight transport on sea	37	33	29	30	35	33	28	62	58	59
209 Support. auxiliary and other services	:	:	:	:	:	:	:	61	59	60
210 Air transport	153	159	169	157	149	154	162	196	203	208
211 Passenger transport by air	136	141	151	139	132	137	144	230	247	257
212 Freight transport by air	305	316	337	316	296	310	323	518	556	578
213 Supporting, auxiliary and other services	:	:	:	:	:	:	:	124	120	121
214 Other transportation	268	270	246	250	244	242	241	425	398	387
<b>236 Travel</b>	<b>49</b>	<b>45</b>	<b>42</b>	<b>43</b>	<b>47</b>	<b>49</b>	<b>52</b>	<b>62</b>	<b>60</b>	<b>58</b>
<b>981 Other services</b>	<b>96</b>	<b>99</b>	<b>114</b>	<b>99</b>	<b>110</b>	<b>118</b>	<b>100</b>	<b>102</b>	<b>107</b>	<b>111</b>
245 Communications services	107	112	108	97	120	129	111	112	115	147
249 Construction services	440	296	444	388	1 818	5 573	2 139	138	187	183
253 Insurance services	:	:	:	:	:	:	:	:	:	:
260 Financial services	98	99	145	174	113	132	76	98	130	111
262 Computer and information services	:	:	:	:	:	:	:	:	:	:
266 Royalties and licence fees	36	60	55	54	44	53	50	70	72	82
268 Other business services	111	108	128	108	125	125	103	106	109	110
269 Merchanting and other trade-related serv.	127	117	127	82	133	131	100	89	102	117
270 Merchanting	:	:	:	:	:	:	:	:	:	:
271 Other trade related services	:	:	:	:	:	:	:	60	61	63
272 Operational leasing	:	:	:	:	:	:	:	99	96	111
273 Misc. business, prof. and technical serv.	100	103	129	126	120	121	105	116	113	107
274 Legal, account., man., cons. and pub. rel.	:	:	:	:	:	:	:	:	:	:
278 Adv., market res. and polling	70	70	107	106	88	98	94	:	:	:
279 Research and development	:	:	:	:	:	:	:	:	:	:
280 Architect., engin. and other technical	:	:	:	:	:	:	:	105	95	103
281 Agric., mining and on-site processing	:	:	:	:	:	:	:	:	:	:
284 Other	:	:	:	:	:	:	:	92	95	85
285 Serv. between affiliated enterprises, nie	:	:	:	:	:	:	:	144	153	117
287 Personal, cultural and recreational services	64	55	87	76	74	82	105	:	:	:
288 Audio-visual and related services	:	:	:	:	:	:	:	:	:	:
289 Other personal, cultural and recreational	:	:	:	:	:	:	:	:	:	:
291 Government services, n i e	61	82	97	88	74	69	85	128	114	105
<b>982 Services not allocated</b>	<b>72</b>	<b>67</b>	<b>116</b>	<b>203</b>	<b>190</b>	<b>173</b>	<b>229</b>	<b>:</b>	<b>:</b>	<b>:</b>
<b>300 INCOME</b>	<b>107</b>	<b>103</b>	<b>102</b>	<b>96</b>	<b>106</b>	<b>104</b>	<b>103</b>	<b>97</b>	<b>102</b>	<b>106</b>
310 Compensation of employees	107	98	111	100	89	75	71	53	58	67
320 Investment Income	107	103	101	96	107	104	104	98	103	107
<b>379 CURRENT TRANSFERS</b>	<b>68</b>	<b>63</b>	<b>66</b>	<b>74</b>	<b>71</b>	<b>61</b>	<b>53</b>	<b>52</b>	<b>49</b>	<b>44</b>
<b>993 CURRENT ACCOUNT</b>	<b>:</b>	<b>:</b>	<b>:</b>	<b>:</b>	<b>:</b>	<b>:</b>	<b>:</b>	<b>104</b>	<b>107</b>	<b>107</b>
<b>994 CAPITAL ACCOUNT</b>	<b>:</b>	<b>:</b>	<b>:</b>	<b>:</b>	<b>:</b>	<b>:</b>	<b>:</b>	<b>37</b>	<b>45</b>	<b>37</b>
<b>010 CURRENT + CAPITAL ACCOUNT</b>	<b>106</b>	<b>105</b>	<b>102</b>	<b>104</b>	<b>105</b>	<b>106</b>	<b>105</b>	<b>103</b>	<b>106</b>	<b>106</b>
<b>995 FINANCIAL ACCOUNT</b>	<b>.</b>	<b>.</b>	<b>.</b>	<b>.</b>	<b>.</b>	<b>.</b>	<b>.</b>	<b>.</b>	<b>.</b>	<b>.</b>
<b>998 NET ERRORS AND OMISSIONS</b>	<b>.</b>	<b>.</b>	<b>.</b>	<b>.</b>	<b>.</b>	<b>.</b>	<b>.</b>	<b>.</b>	<b>.</b>	<b>.</b>

## 14.2.

Reporter: Netherlands

Partner: Intra EUR15

	(Mio ECU)									
	1985	1986	1987	1988	1989	1990	1991	1992	1993	1994
	<b>Credit</b>									
<b>100 GOODS</b>	:	:	:	:	:	:	:	84 420	81 470	92 267
<b>200 SERVICES</b>	:	:	:	:	:	:	:	19 134	20 083	21 179
<b>205 Transportation</b>	:	:	:	:	:	:	:	7 536	7 713	8 307
206 Sea transport	:	:	:	:	:	:	:	2 309	2 371	2 613
207 Passenger transport on sea	:	:	:	:	:	:	:	7	7	7
208 Freight transport on sea	:	:	:	:	:	:	:	1 812	1 862	2 064
209 Support. auxiliary and other services	:	:	:	:	:	:	:	490	503	542
210 Air transport	:	:	:	:	:	:	:	1 929	1 947	2 192
211 Passenger transport by air	:	:	:	:	:	:	:	935	935	1 082
212 Freight transport by air	:	:	:	:	:	:	:	234	234	271
213 Supporting, auxiliary and other services	:	:	:	:	:	:	:	759	779	839
214 Other transportation	:	:	:	:	:	:	:	3 298	3 395	3 502
<b>236 Travel</b>	:	:	:	:	:	:	:	3 561	3 411	3 415
<b>981 Other services</b>	:	:	:	:	:	:	:	8 037	8 959	9 457
245 Communications services	:	:	:	:	:	:	:	247	252	299
249 Construction services	:	:	:	:	:	:	:	524	586	852
253 Insurance services	:	:	:	:	:	:	:	0	0	0
260 Financial services	:	:	:	:	:	:	:	92	155	148
262 Computer and information services	:	:	:	:	:	:	:	:	:	:
266 Royalties and licence fees	:	:	:	:	:	:	:	709	855	1 008
268 Other business services	:	:	:	:	:	:	:	6 208	6 833	6 855
269 Merchanting and other trade-related serv.	:	:	:	:	:	:	:	1 688	1 953	2 325
270 Merchanting	:	:	:	:	:	:	:	581	799	1 123
271 Other trade related services	:	:	:	:	:	:	:	1 107	1 154	1 201
272 Operational leasing	:	:	:	:	:	:	:	385	416	420
273 Misc. business, prof. and technical serv.	:	:	:	:	:	:	:	4 136	4 464	4 111
274 Legal, account., man., cons. and pub. rel.	:	:	:	:	:	:	:	:	:	:
278 Adv., market res. and polling	:	:	:	:	:	:	:	:	:	:
279 Research and development	:	:	:	:	:	:	:	:	:	:
280 Architect., engin. and other technical	:	:	:	:	:	:	:	2 248	2 443	2 333
281 Agric., mining and on-site processing	:	:	:	:	:	:	:	:	:	:
284 Other	:	:	:	:	:	:	:	161	165	189
285 Serv. between affiliated enterprises, nie	:	:	:	:	:	:	:	1 726	1 856	1 589
287 Personal, cultural and recreational services	:	:	:	:	:	:	:	:	:	:
288 Audio-visual and related services	:	:	:	:	:	:	:	:	:	:
289 Other personal, cultural and recreational	:	:	:	:	:	:	:	:	:	:
291 Government services, n i e	:	:	:	:	:	:	:	257	278	295
<b>982 Services not allocated</b>	:	:	:	:	:	:	:	0	0	0
<b>300 INCOME</b>	:	:	:	:	:	:	:	11 740	12 206	13 476
310 Compensation of employees	:	:	:	:	:	:	:	296	309	336
320 Investment Income	:	:	:	:	:	:	:	11 444	11 897	13 140
<b>379 CURRENT TRANSFERS</b>	:	:	:	:	:	:	:	3 227	3 350	3 107
<b>993 CURRENT ACCOUNT</b>	:	:	:	:	:	:	:	118 522	117 109	130 028
<b>994 CAPITAL ACCOUNT</b>	:	:	:	:	:	:	:	:	:	:
<b>010 CURRENT + CAPITAL ACCOUNT</b>	:	:	:	:	:	:	:	:	:	:
<b>995 FINANCIAL ACCOUNT</b>	:	:	:	:	:	:	:	:	:	:
<b>998 NET ERRORS AND OMISSIONS</b>	:	:	:	:	:	:	:	:	:	:

14.2.

Reporter: Netherlands

Partner: Intra EUR15

	(Mio ECU)									
	1985	1986	1987	1988	1989	1990	1991	1992	1993	1994
	<b>Debit</b>									
100 GOODS	:	:	:	:	:	:	:	60 686	57 095	62 094
200 SERVICES	:	:	:	:	:	:	:	18 439	19 563	20 791
205 Transportation	:	:	:	:	:	:	:	5 644	6 086	6 310
206 Sea transport	:	:	:	:	:	:	:	3 747	4 084	4 270
207 Passenger transport on sea	:	:	:	:	:	:	:	28	31	40
208 Freight transport on sea	:	:	:	:	:	:	:	2 896	3 177	3 331
209 Support. auxiliary and other services	:	:	:	:	:	:	:	823	876	899
210 Air transport	:	:	:	:	:	:	:	1 165	1 226	1 235
211 Passenger transport by air	:	:	:	:	:	:	:	483	502	493
212 Freight transport by air	:	:	:	:	:	:	:	54	56	55
213 Supporting, auxiliary and other services	:	:	:	:	:	:	:	628	669	686
214 Other transportation	:	:	:	:	:	:	:	732	776	805
236 Travel	:	:	:	:	:	:	:	5 511	5 656	5 799
981 Other services	:	:	:	:	:	:	:	7 284	7 821	8 683
245 Communications services	:	:	:	:	:	:	:	161	188	208
249 Construction services	:	:	:	:	:	:	:	346	336	645
253 Insurance services	:	:	:	:	:	:	:	170	66	221
260 Financial services	:	:	:	:	:	:	:	114	113	121
262 Computer and information services	:	:	:	:	:	:	:	:	:	:
266 Royalties and licence fees	:	:	:	:	:	:	:	716	797	703
268 Other business services	:	:	:	:	:	:	:	5 584	6 065	6 502
269 Merchanting and other trade-related serv.	:	:	:	:	:	:	:	1 648	1 699	1 829
270 Merchanting	:	:	:	:	:	:	:	0	0	0
271 Other trade related services	:	:	:	:	:	:	:	1 648	1 699	1 829
272 Operational leasing	:	:	:	:	:	:	:	307	379	391
273 Misc. business, prof. and technical serv.	:	:	:	:	:	:	:	3 630	3 988	4 283
274 Legal, account., man., cons. and pub. rel.	:	:	:	:	:	:	:	:	:	:
278 Adv., market res. and polling	:	:	:	:	:	:	:	:	:	:
279 Research and development	:	:	:	:	:	:	:	:	:	:
280 Architect., engin. and other technical	:	:	:	:	:	:	:	2 171	2 419	2 373
281 Agric., mining and on-site processing	:	:	:	:	:	:	:	:	:	:
284 Other	:	:	:	:	:	:	:	154	180	211
285 Serv. between affiliated enterprises, nie	:	:	:	:	:	:	:	1 305	1 388	1 699
287 Personal, cultural and recreational services	:	:	:	:	:	:	:	:	:	:
288 Audio-visual and related services	:	:	:	:	:	:	:	:	:	:
289 Other personal, cultural and recreational	:	:	:	:	:	:	:	:	:	:
291 Government services, n i e	:	:	:	:	:	:	:	193	257	283
982 Services not allocated	:	:	:	:	:	:	:	0	0	0
300 INCOME	:	:	:	:	:	:	:	11 330	12 849	12 064
310 Compensation of employees	:	:	:	:	:	:	:	506	466	418
320 Investment Income	:	:	:	:	:	:	:	10 824	12 383	11 645
379 CURRENT TRANSFERS	:	:	:	:	:	:	:	4 945	5 499	5 666
993 CURRENT ACCOUNT	:	:	:	:	:	:	:	95 399	95 005	100 615
994 CAPITAL ACCOUNT	:	:	:	:	:	:	:	:	:	:
010 CURRENT + CAPITAL ACCOUNT	:	:	:	:	:	:	:	:	:	:
995 FINANCIAL ACCOUNT	:	:	:	:	:	:	:	:	:	:
998 NET ERRORS AND OMISSIONS	:	:	:	:	:	:	:	:	:	:

## 14.2.

Reporter: Netherlands

Partner: Intra EUR15

(Mio ECU)

	1985	1986	1987	1988	1989	1990	1991	1992	1993	1994
	<b>Net</b>									
<b>100 GOODS</b>	:	:	:	:	:	:	:	23 734	24 375	30 173
<b>200 SERVICES</b>	:	:	:	:	:	:	:	695	521	388
<b>205 Transportation</b>	:	:	:	:	:	:	:	1 892	1 626	1 997
206 Sea transport	:	:	:	:	:	:	:	-1 437	-1 713	-1 657
207 Passenger transport on sea	:	:	:	:	:	:	:	-21	-24	-32
208 Freight transport on sea	:	:	:	:	:	:	:	-1 084	-1 316	-1 267
209 Support. auxiliary and other services	:	:	:	:	:	:	:	-333	-373	-358
210 Air transport	:	:	:	:	:	:	:	764	721	957
211 Passenger transport by air	:	:	:	:	:	:	:	452	433	589
212 Freight transport by air	:	:	:	:	:	:	:	180	178	216
213 Supporting, auxiliary and other services	:	:	:	:	:	:	:	131	110	153
214 Other transportation	:	:	:	:	:	:	:	2 566	2 618	2 697
<b>236 Travel</b>	:	:	:	:	:	:	:	-1 950	-2 244	-2 384
<b>981 Other services</b>	:	:	:	:	:	:	:	752	1 139	775
245 Communications services	:	:	:	:	:	:	:	86	65	92
249 Construction services	:	:	:	:	:	:	:	178	250	207
253 Insurance services	:	:	:	:	:	:	:	-170	-66	-221
260 Financial services	:	:	:	:	:	:	:	-22	42	27
262 Computer and information services	:	:	:	:	:	:	:	:	:	:
266 Royalties and licence fees	:	:	:	:	:	:	:	-7	58	305
268 Other business services	:	:	:	:	:	:	:	623	768	353
269 Merchating and other trade-related serv.	:	:	:	:	:	:	:	41	255	496
270 Merchating	:	:	:	:	:	:	:	581	799	1 123
271 Other trade related services	:	:	:	:	:	:	:	-540	-544	-628
272 Operational leasing	:	:	:	:	:	:	:	78	37	29
273 Misc. business, prof. and technical serv.	:	:	:	:	:	:	:	505	476	-172
274 Legal, account., man., cons. and pub. rel.	:	:	:	:	:	:	:	:	:	:
278 Adv., market res. and polling	:	:	:	:	:	:	:	:	:	:
279 Research and development	:	:	:	:	:	:	:	:	:	:
280 Architect., engin. and other technical	:	:	:	:	:	:	:	77	24	-40
281 Agric., mining and on-site processing	:	:	:	:	:	:	:	:	:	:
284 Other	:	:	:	:	:	:	:	7	-16	-22
285 Serv. between affiliated enterprises, nie	:	:	:	:	:	:	:	421	468	-110
287 Personal, cultural and recreational services	:	:	:	:	:	:	:	:	:	:
288 Audio-visual and related services	:	:	:	:	:	:	:	:	:	:
289 Other personal, cultural and recreational	:	:	:	:	:	:	:	:	:	:
291 Government services, n i e	:	:	:	:	:	:	:	64	22	12
<b>982 Services not allocated</b>	:	:	:	:	:	:	:	0	0	0
<b>300 INCOME</b>	:	:	:	:	:	:	:	410	-643	1 411
310 Compensation of employees	:	:	:	:	:	:	:	-210	-157	-83
320 Investment Income	:	:	:	:	:	:	:	620	-486	1 494
<b>379 CURRENT TRANSFERS</b>	:	:	:	:	:	:	:	-1 717	-2 149	-2 559
<b>993 CURRENT ACCOUNT</b>	:	:	:	:	:	:	:	23 122	22 104	29 413
<b>994 CAPITAL ACCOUNT</b>	:	:	:	:	:	:	:	:	:	:
<b>010 CURRENT + CAPITAL ACCOUNT</b>	:	:	:	:	:	:	:	:	:	:
<b>995 FINANCIAL ACCOUNT</b>	:	:	:	:	:	:	:	:	:	:
<b>998 NET ERRORS AND OMISSIONS</b>	:	:	:	:	:	:	:	:	:	:

## 14.2.

Reporter: Netherlands

Partner: Intra EUR15

	(in %)									
	1985	1986	1987	1988	1989	1990	1991	1992	1993	1994
	<b>Cover ratio</b>									
<b>100 GOODS</b>	:	:	:	:	:	:	:	139	143	149
<b>200 SERVICES</b>	:	:	:	:	:	:	:	104	103	102
<b>205 Transportation</b>	:	:	:	:	:	:	:	134	127	132
206 Sea transport	:	:	:	:	:	:	:	62	58	61
207 Passenger transport on sea	:	:	:	:	:	:	:	25	21	18
208 Freight transport on sea	:	:	:	:	:	:	:	63	59	62
209 Support. auxiliary and other services	:	:	:	:	:	:	:	60	57	60
210 Air transport	:	:	:	:	:	:	:	166	159	178
211 Passenger transport by air	:	:	:	:	:	:	:	194	186	219
212 Freight transport by air	:	:	:	:	:	:	:	436	420	495
213 Supporting, auxiliary and other services	:	:	:	:	:	:	:	121	117	122
214 Other transportation	:	:	:	:	:	:	:	450	437	435
<b>236 Travel</b>	:	:	:	:	:	:	:	65	60	59
<b>981 Other services</b>	:	:	:	:	:	:	:	110	115	109
245 Communications services	:	:	:	:	:	:	:	153	135	144
249 Construction services	:	:	:	:	:	:	:	151	174	132
253 Insurance services	:	:	:	:	:	:	:	:	:	:
260 Financial services	:	:	:	:	:	:	:	81	138	122
262 Computer and information services	:	:	:	:	:	:	:	:	:	:
266 Royalties and licence fees	:	:	:	:	:	:	:	99	107	143
268 Other business services	:	:	:	:	:	:	:	111	113	105
269 Merchanting and other trade-related serv.	:	:	:	:	:	:	:	102	115	127
270 Merchanting	:	:	:	:	:	:	:	:	:	:
271 Other trade related services	:	:	:	:	:	:	:	67	68	66
272 Operational leasing	:	:	:	:	:	:	:	125	110	107
273 Misc. business, prof. and technical serv.	:	:	:	:	:	:	:	114	112	96
274 Legal, account., man., cons. and pub. rel.	:	:	:	:	:	:	:	:	:	:
278 Adv., market res. and polling	:	:	:	:	:	:	:	:	:	:
279 Research and development	:	:	:	:	:	:	:	:	:	:
280 Architect., engin. and other technical	:	:	:	:	:	:	:	104	101	98
281 Agric., mining and on-site processing	:	:	:	:	:	:	:	:	:	:
284 Other	:	:	:	:	:	:	:	104	91	89
285 Serv. between affiliated enterprises, nie	:	:	:	:	:	:	:	132	134	94
287 Personal, cultural and recreational services	:	:	:	:	:	:	:	:	:	:
288 Audio-visual and related services	:	:	:	:	:	:	:	:	:	:
289 Other personal, cultural and recreational	:	:	:	:	:	:	:	:	:	:
291 Government services, n i e	:	:	:	:	:	:	:	133	108	104
<b>982 Services not allocated</b>	:	:	:	:	:	:	:	:	:	:
<b>300 INCOME</b>	:	:	:	:	:	:	:	104	95	112
310 Compensation of employees	:	:	:	:	:	:	:	58	66	80
320 Investment Income	:	:	:	:	:	:	:	106	96	113
<b>379 CURRENT TRANSFERS</b>	:	:	:	:	:	:	:	65	61	55
<b>993 CURRENT ACCOUNT</b>	:	:	:	:	:	:	:	124	123	129
<b>994 CAPITAL ACCOUNT</b>	:	:	:	:	:	:	:	:	:	:
<b>010 CURRENT + CAPITAL ACCOUNT</b>	:	:	:	:	:	:	:	:	:	:
<b>995 FINANCIAL ACCOUNT</b>	.	.	.	.	.	.	.	.	.	.
<b>998 NET ERRORS AND OMISSIONS</b>	.	.	.	.	.	.	.	.	.	.

**14.3.**
**Reporter: Netherlands**
**Partner: Extra EUR15**

(Mio ECU)

	1985	1986	1987	1988	1989	1990	1991	1992	1993	1994
	<b>Credit</b>									
<b>100 GOODS</b>	:	:	:	:	:	:	:	21 717	26 113	24 780
<b>200 SERVICES</b>	:	:	:	:	:	:	:	10 909	13 332	15 223
<b>205 Transportation</b>	:	:	:	:	:	:	:	5 204	5 931	6 142
206 Sea transport	:	:	:	:	:	:	:	1 873	2 005	2 087
207 Passenger transport on sea	:	:	:	:	:	:	:	5	5	5
208 Freight transport on sea	:	:	:	:	:	:	:	1 540	1 627	1 696
209 Support. auxiliary and other services	:	:	:	:	:	:	:	328	373	386
210 Air transport	:	:	:	:	:	:	:	2 413	2 852	2 903
211 Passenger transport by air	:	:	:	:	:	:	:	1 524	1 819	1 844
212 Freight transport by air	:	:	:	:	:	:	:	381	455	461
213 Supporting, auxiliary and other services	:	:	:	:	:	:	:	508	578	598
214 Other transportation	:	:	:	:	:	:	:	918	1 074	1 152
<b>236 Travel</b>	:	:	:	:	:	:	:	1 037	1 173	1 153
<b>981 Other services</b>	:	:	:	:	:	:	:	4 668	6 227	7 928
245 Communications services	:	:	:	:	:	:	:	91	119	214
249 Construction services	:	:	:	:	:	:	:	771	1 206	2 024
253 Insurance services	:	:	:	:	:	:	:	0	0	0
260 Financial services	:	:	:	:	:	:	:	94	136	105
262 Computer and information services	:	:	:	:	:	:	:	:	:	:
266 Royalties and licence fees	:	:	:	:	:	:	:	531	785	840
268 Other business services	:	:	:	:	:	:	:	2 804	3 526	4 171
269 Merchanting and other trade-related serv.	:	:	:	:	:	:	:	758	977	1 118
270 Merchanting	:	:	:	:	:	:	:	215	364	459
271 Other trade related services	:	:	:	:	:	:	:	543	613	659
272 Operational leasing	:	:	:	:	:	:	:	162	195	255
273 Misc. business, prof. and technical serv.	:	:	:	:	:	:	:	1 884	2 353	2 798
274 Legal, account., man., cons. and pub. rel.	:	:	:	:	:	:	:	:	:	:
278 Adv., market res. and polling	:	:	:	:	:	:	:	:	:	:
279 Research and development	:	:	:	:	:	:	:	:	:	:
280 Architect., engin. and other technical	:	:	:	:	:	:	:	1 247	1 244	1 441
281 Agric., mining and on-site processing	:	:	:	:	:	:	:	:	:	:
284 Other	:	:	:	:	:	:	:	83	132	118
285 Serv. between affiliated enterprises, nie	:	:	:	:	:	:	:	553	977	1 238
287 Personal, cultural and recreational services	:	:	:	:	:	:	:	:	:	:
288 Audio-visual and related services	:	:	:	:	:	:	:	:	:	:
289 Other personal, cultural and recreational	:	:	:	:	:	:	:	:	:	:
291 Government services, n i e	:	:	:	:	:	:	:	378	455	573
<b>982 Services not allocated</b>	:	:	:	:	:	:	:	0	0	0
<b>300 INCOME</b>	:	:	:	:	:	:	:	9 527	11 753	8 867
310 Compensation of employees	:	:	:	:	:	:	:	66	97	92
320 Investment Income	:	:	:	:	:	:	:	9 460	11 656	8 776
<b>379 CURRENT TRANSFERS</b>	:	:	:	:	:	:	:	344	353	427
<b>993 CURRENT ACCOUNT</b>	:	:	:	:	:	:	:	42 496	51 551	49 297
<b>994 CAPITAL ACCOUNT</b>	:	:	:	:	:	:	:	:	:	:
<b>010 CURRENT + CAPITAL ACCOUNT</b>	:	:	:	:	:	:	:	:	:	:
<b>995 FINANCIAL ACCOUNT</b>	:	:	:	:	:	:	:	:	:	:
<b>998 NET ERRORS AND OMISSIONS</b>	:	:	:	:	:	:	:	:	:	:



14.3.

Reporter: Netherlands

Partner: Extra EUR15

	(Mio ECU)									
	1985	1986	1987	1988	1989	1990	1991	1992	1993	1994
	<b>Debit</b>									
<b>100 GOODS</b>	:	:	:	:	:	:	:	35 926	38 150	42 516
<b>200 SERVICES</b>	:	:	:	:	:	:	:	11 455	13 178	14 266
<b>205 Transportation</b>	:	:	:	:	:	:	:	4 357	4 904	5 216
206 Sea transport	:	:	:	:	:	:	:	3 045	3 419	3 611
207 Passenger transport on sea	:	:	:	:	:	:	:	17	21	28
208 Freight transport on sea	:	:	:	:	:	:	:	2 510	2 800	2 937
209 Support. auxiliary and other services	:	:	:	:	:	:	:	518	598	645
210 Air transport	:	:	:	:	:	:	:	1 040	1 139	1 210
211 Passenger transport by air	:	:	:	:	:	:	:	580	614	645
212 Freight transport by air	:	:	:	:	:	:	:	65	68	72
213 Supporting, auxiliary and other services	:	:	:	:	:	:	:	395	456	492
214 Other transportation	:	:	:	:	:	:	:	272	347	396
<b>236 Travel</b>	:	:	:	:	:	:	:	1 827	1 917	2 066
<b>981 Other services</b>	:	:	:	:	:	:	:	5 271	6 357	6 983
245 Communications services	:	:	:	:	:	:	:	143	134	142
249 Construction services	:	:	:	:	:	:	:	597	623	931
253 Insurance services	:	:	:	:	:	:	:	164	117	223
260 Financial services	:	:	:	:	:	:	:	75	110	107
262 Computer and information services	:	:	:	:	:	:	:	:	:	:
266 Royalties and licence fees	:	:	:	:	:	:	:	1 066	1 483	1 544
268 Other business services	:	:	:	:	:	:	:	2 917	3 494	3 496
269 Merchanting and other trade-related serv.	:	:	:	:	:	:	:	1 119	1 182	1 126
270 Merchanting	:	:	:	:	:	:	:	0	0	0
271 Other trade related services	:	:	:	:	:	:	:	1 119	1 182	1 126
272 Operational leasing	:	:	:	:	:	:	:	247	255	212
273 Misc. business, prof. and technical serv.	:	:	:	:	:	:	:	1 551	2 058	2 158
274 Legal, account., man., cons. and pub. rel.	:	:	:	:	:	:	:	:	:	:
278 Adv., market res. and polling	:	:	:	:	:	:	:	:	:	:
279 Research and development	:	:	:	:	:	:	:	:	:	:
280 Architect., engin. and other technical	:	:	:	:	:	:	:	1 160	1 455	1 279
281 Agric., mining and on-site processing	:	:	:	:	:	:	:	:	:	:
284 Other	:	:	:	:	:	:	:	113	132	151
285 Serv. between affiliated enterprises, nie	:	:	:	:	:	:	:	279	471	728
287 Personal, cultural and recreational services	:	:	:	:	:	:	:	:	:	:
288 Audio-visual and related services	:	:	:	:	:	:	:	:	:	:
289 Other personal, cultural and recreational	:	:	:	:	:	:	:	:	:	:
291 Government services, n i e	:	:	:	:	:	:	:	309	396	540
<b>982 Services not allocated</b>	:	:	:	:	:	:	:	0	0	0
<b>300 INCOME</b>	:	:	:	:	:	:	:	10 620	10 608	9 086
310 Compensation of employees	:	:	:	:	:	:	:	219	234	218
320 Investment Income	:	:	:	:	:	:	:	10 401	10 373	8 867
<b>379 CURRENT TRANSFERS</b>	:	:	:	:	:	:	:	1 980	2 039	2 286
<b>993 CURRENT ACCOUNT</b>	:	:	:	:	:	:	:	59 981	63 976	68 154
<b>994 CAPITAL ACCOUNT</b>	:	:	:	:	:	:	:	:	:	:
<b>010 CURRENT + CAPITAL ACCOUNT</b>	:	:	:	:	:	:	:	:	:	:
<b>995 FINANCIAL ACCOUNT</b>	:	:	:	:	:	:	:	:	:	:
<b>998 NET ERRORS AND OMISSIONS</b>	:	:	:	:	:	:	:	:	:	:

**14.3.**
**Reporter: Netherlands**
**Partner: Extra EUR15**

(Mio ECU)

	1985	1986	1987	1988	1989	1990	1991	1992	1993	1994
	<b>Net</b>									
<b>100 GOODS</b>	:	:	:	:	:	:	:	-14 209	-12 038	-17 737
<b>200 SERVICES</b>	:	:	:	:	:	:	:	-547	154	958
<b>205 Transportation</b>	:	:	:	:	:	:	:	847	1 027	925
206 Sea transport	:	:	:	:	:	:	:	-1 172	-1 413	-1 524
207 Passenger transport on sea	:	:	:	:	:	:	:	-13	-16	-23
208 Freight transport on sea	:	:	:	:	:	:	:	-970	-1 172	-1 242
209 Support. auxiliary and other services	:	:	:	:	:	:	:	-190	-225	-259
210 Air transport	:	:	:	:	:	:	:	1 373	1 713	1 693
211 Passenger transport by air	:	:	:	:	:	:	:	944	1 205	1 198
212 Freight transport by air	:	:	:	:	:	:	:	316	387	389
213 Supporting, auxiliary and other services	:	:	:	:	:	:	:	113	122	106
214 Other transportation	:	:	:	:	:	:	:	646	727	756
<b>236 Travel</b>	:	:	:	:	:	:	:	-790	-743	-913
<b>981 Other services</b>	:	:	:	:	:	:	:	-604	-130	946
245 Communications services	:	:	:	:	:	:	:	-52	-15	72
249 Construction services	:	:	:	:	:	:	:	174	583	1 094
253 Insurance services	:	:	:	:	:	:	:	-164	-117	-223
260 Financial services	:	:	:	:	:	:	:	18	25	-2
262 Computer and information services	:	:	:	:	:	:	:	:	:	:
266 Royalties and licence fees	:	:	:	:	:	:	:	-535	-698	-703
268 Other business services	:	:	:	:	:	:	:	-114	32	676
269 Merchunting and other trade-related serv.	:	:	:	:	:	:	:	-361	-205	-8
270 Merchunting	:	:	:	:	:	:	:	215	364	459
271 Other trade related services	:	:	:	:	:	:	:	-576	-569	-467
272 Operational leasing	:	:	:	:	:	:	:	-85	-59	43
273 Misc. business, prof. and technical serv.	:	:	:	:	:	:	:	333	296	641
274 Legal, account., man., cons. and pub. rel.	:	:	:	:	:	:	:	:	:	:
278 Adv., market res. and polling	:	:	:	:	:	:	:	:	:	:
279 Research and development	:	:	:	:	:	:	:	:	:	:
280 Architect., engin. and other technical	:	:	:	:	:	:	:	87	-210	163
281 Agric., mining and on-site processing	:	:	:	:	:	:	:	:	:	:
284 Other	:	:	:	:	:	:	:	-29	0	-32
285 Serv. between affiliated enterprises, nie	:	:	:	:	:	:	:	275	506	511
287 Personal, cultural and recreational services	:	:	:	:	:	:	:	:	:	:
288 Audio-visual and related services	:	:	:	:	:	:	:	:	:	:
289 Other personal, cultural and recreational	:	:	:	:	:	:	:	:	:	:
291 Government services, n i e	:	:	:	:	:	:	:	69	59	33
<b>982 Services not allocated</b>	:	:	:	:	:	:	:	0	0	0
<b>300 INCOME</b>	:	:	:	:	:	:	:	-1 094	1 146	-218
310 Compensation of employees	:	:	:	:	:	:	:	-152	-137	-126
320 Investment Income	:	:	:	:	:	:	:	-942	1 282	-92
<b>379 CURRENT TRANSFERS</b>	:	:	:	:	:	:	:	-1 636	-1 686	-1 859
<b>993 CURRENT ACCOUNT</b>	:	:	:	:	:	:	:	-17 485	-12 424	-18 857
<b>994 CAPITAL ACCOUNT</b>	:	:	:	:	:	:	:	:	:	:
<b>010 CURRENT + CAPITAL ACCOUNT</b>	:	:	:	:	:	:	:	:	:	:
<b>995 FINANCIAL ACCOUNT</b>	:	:	:	:	:	:	:	:	:	:
<b>998 NET ERRORS AND OMISSIONS</b>	:	:	:	:	:	:	:	:	:	:

## 14.3.

Reporter: Netherlands

Partner: Extra EUR15

	(in %)									
	1985	1986	1987	1988	1989	1990	1991	1992	1993	1994
	<b>Cover ratio</b>									
<b>100 GOODS</b>	:	:	:	:	:	:	:	60	68	58
<b>200 SERVICES</b>	:	:	:	:	:	:	:	95	101	107
<b>205 Transportation</b>	:	:	:	:	:	:	:	119	121	118
206 Sea transport	:	:	:	:	:	:	:	61	59	58
207 Passenger transport on sea	:	:	:	:	:	:	:	26	23	18
208 Freight transport on sea	:	:	:	:	:	:	:	61	58	58
209 Support. auxiliary and other services	:	:	:	:	:	:	:	63	62	60
210 Air transport	:	:	:	:	:	:	:	232	250	240
211 Passenger transport by air	:	:	:	:	:	:	:	263	296	286
212 Freight transport by air	:	:	:	:	:	:	:	590	668	642
213 Supporting, auxiliary and other services	:	:	:	:	:	:	:	128	127	122
214 Other transportation	:	:	:	:	:	:	:	337	310	291
<b>236 Travel</b>	:	:	:	:	:	:	:	57	61	56
<b>981 Other services</b>	:	:	:	:	:	:	:	89	98	114
245 Communications services	:	:	:	:	:	:	:	64	89	150
249 Construction services	:	:	:	:	:	:	:	129	194	217
253 Insurance services	:	:	:	:	:	:	:	:	:	:
260 Financial services	:	:	:	:	:	:	:	125	123	98
262 Computer and information services	:	:	:	:	:	:	:	:	:	:
266 Royalties and licence fees	:	:	:	:	:	:	:	50	53	54
268 Other business services	:	:	:	:	:	:	:	96	101	119
269 Merchanting and other trade-related serv.	:	:	:	:	:	:	:	68	83	99
270 Merchanting	:	:	:	:	:	:	:	:	:	:
271 Other trade related services	:	:	:	:	:	:	:	49	52	59
272 Operational leasing	:	:	:	:	:	:	:	66	77	120
273 Misc. business, prof. and technical serv.	:	:	:	:	:	:	:	121	114	130
274 Legal, account., man., cons. and pub. rel.	:	:	:	:	:	:	:	:	:	:
278 Adv., market res. and polling	:	:	:	:	:	:	:	:	:	:
279 Research and development	:	:	:	:	:	:	:	:	:	:
280 Architect., engin. and other technical	:	:	:	:	:	:	:	108	86	113
281 Agric., mining and on-site processing	:	:	:	:	:	:	:	:	:	:
284 Other	:	:	:	:	:	:	:	74	100	78
285 Serv. between affiliated enterprises, nie	:	:	:	:	:	:	:	199	207	170
287 Personal, cultural and recreational services	:	:	:	:	:	:	:	:	:	:
288 Audio-visual and related services	:	:	:	:	:	:	:	:	:	:
289 Other personal, cultural and recreational	:	:	:	:	:	:	:	:	:	:
291 Government services, n i e	:	:	:	:	:	:	:	122	115	106
<b>982 Services not allocated</b>	:	:	:	:	:	:	:	:	:	:
<b>300 INCOME</b>	:	:	:	:	:	:	:	90	111	98
310 Compensation of employees	:	:	:	:	:	:	:	30	42	42
320 Investment Income	:	:	:	:	:	:	:	91	112	99
<b>379 CURRENT TRANSFERS</b>	:	:	:	:	:	:	:	17	17	19
<b>993 CURRENT ACCOUNT</b>	:	:	:	:	:	:	:	71	81	72
<b>994 CAPITAL ACCOUNT</b>	:	:	:	:	:	:	:	:	:	:
<b>010 CURRENT + CAPITAL ACCOUNT</b>	:	:	:	:	:	:	:	:	:	:
<b>995 FINANCIAL ACCOUNT</b>	.	.	.	.	.	.	.	.	.	.
<b>998 NET ERRORS AND OMISSIONS</b>	.	.	.	.	.	.	.	.	.	.

## 14.4.

Reporter: Netherlands

Partner: Intra EUR12

(Mio ECU)

	1985	1986	1987	1988	1989	1990	1991	1992	1993	1994
	<b>Credit</b>									
<b>100 GOODS</b>	<b>61 456</b>	<b>56 567</b>	<b>56 615</b>	<b>62 376</b>	<b>70 413</b>	<b>75 046</b>	<b>77 435</b>	<b>80 774</b>	<b>77 614</b>	<b>88 334</b>
<b>200 SERVICES</b>	<b>10 532</b>	<b>9 835</b>	<b>10 544</b>	<b>11 063</b>	<b>13 024</b>	<b>14 338</b>	<b>15 835</b>	<b>18 072</b>	<b>18 965</b>	<b>19 863</b>
<b>205 Transportation</b>	<b>5 733</b>	<b>4 715</b>	<b>4 798</b>	<b>5 074</b>	<b>5 702</b>	<b>6 017</b>	<b>6 349</b>	<b>6 972</b>	<b>7 118</b>	<b>7 658</b>
206 Sea transport	831	665	551	642	696	663	538	2 110	2 150	2 388
207 Passenger transport on sea	8	5	5	6	6	6	4	6	6	7
208 Freight transport on sea	733	660	546	636	690	657	534	1 650	1 679	1 881
209 Support. auxiliary and other services	:	:	:	:	:	:	:	454	465	500
210 Air transport	354	357	452	472	464	570	714	1 756	1 765	1 977
211 Passenger transport by air	283	285	362	377	371	456	572	842	836	962
212 Freight transport by air	71	72	90	95	93	114	142	211	209	240
213 Supporting, auxiliary and other services	:	:	:	:	:	:	:	703	720	774
214 Other transportation	4 578	3 693	3 795	3 961	4 541	4 784	5 097	3 107	3 203	3 293
<b>236 Travel</b>	<b>1 321</b>	<b>1 464</b>	<b>1 583</b>	<b>1 697</b>	<b>1 927</b>	<b>2 062</b>	<b>2 352</b>	<b>3 433</b>	<b>3 262</b>	<b>3 252</b>
<b>981 Other services</b>	<b>2 916</b>	<b>3 048</b>	<b>3 604</b>	<b>3 425</b>	<b>4 527</b>	<b>5 207</b>	<b>5 797</b>	<b>7 667</b>	<b>8 586</b>	<b>8 953</b>
245 Communications services	136	170	171	186	228	245	235	222	232	274
249 Construction services	164	176	183	198	301	287	229	513	580	842
253 Insurance services	0	0	0	0	0	0	0	0	0	0
260 Financial services	43	74	108	87	63	58	60	90	150	146
262 Computer and information services	:	:	:	:	:	:	:	:	:	:
266 Royalties and licence fees	125	179	183	186	234	231	287	666	815	940
268 Other business services	2 398	2 394	2 810	2 705	3 577	4 206	4 700	5 921	6 536	6 460
269 Merchanting and other trade-related serv.	987	844	1 047	750	1 428	1 658	1 441	1 584	1 844	2 188
270 Merchanting	:	:	:	:	:	:	:	541	752	1 044
271 Other trade related services	:	:	:	:	:	:	:	1 043	1 092	1 144
272 Operational leasing	:	:	:	:	:	:	:	359	394	402
273 Misc. business, prof. and technical serv.	1 411	1 550	1 763	1 955	2 149	2 548	3 259	3 978	4 297	3 870
274 Legal, account., man., cons. and pub. rel.	:	:	:	:	:	:	:	:	:	:
278 Adv., market res. and polling	356	406	428	414	374	410	434	:	:	:
279 Research and development	:	:	:	:	:	:	:	:	:	:
280 Architect., engin. and other technical	:	:	:	:	:	:	:	2 169	2 344	2 198
281 Agric., mining and on-site processing	:	:	:	:	:	:	:	:	:	:
284 Other	:	:	:	:	:	:	:	150	154	178
285 Serv. between affiliated enterprises, nie	:	:	:	:	:	:	:	1 659	1 800	1 494
287 Personal, cultural and recreational services	55	65	150	161	188	250	403	:	:	:
288 Audio-visual and related services	:	:	:	:	:	:	:	:	:	:
289 Other personal, cultural and recreational	:	:	:	:	:	:	:	:	:	:
291 Government services, n i e	-6	-8	-3	-98	-65	-70	-117	255	274	291
<b>982 Services not allocated</b>	<b>562</b>	<b>608</b>	<b>559</b>	<b>868</b>	<b>869</b>	<b>1 052</b>	<b>1 336</b>	<b>0</b>	<b>0</b>	<b>0</b>
<b>300 INCOME</b>	<b>6 064</b>	<b>6 228</b>	<b>6 015</b>	<b>6 724</b>	<b>8 922</b>	<b>10 159</b>	<b>11 333</b>	<b>11 051</b>	<b>11 644</b>	<b>13 026</b>
310 Compensation of employees	349	344	369	383	354	279	275	292	306	333
320 Investment Income	5 715	5 884	5 646	6 341	8 568	9 880	11 058	10 758	11 338	12 693
<b>379 CURRENT TRANSFERS</b>	<b>2 640</b>	<b>2 886</b>	<b>3 345</b>	<b>4 552</b>	<b>4 530</b>	<b>3 443</b>	<b>3 522</b>	<b>3 209</b>	<b>3 334</b>	<b>3 084</b>
<b>993 CURRENT ACCOUNT</b>	<b>:</b>	<b>:</b>	<b>:</b>	<b>:</b>	<b>:</b>	<b>:</b>	<b>:</b>	<b>113 105</b>	<b>111 558</b>	<b>124 307</b>
<b>994 CAPITAL ACCOUNT</b>	<b>:</b>	<b>:</b>	<b>:</b>	<b>:</b>	<b>:</b>	<b>:</b>	<b>:</b>	<b>:</b>	<b>:</b>	<b>:</b>
<b>010 CURRENT + CAPITAL ACCOUNT</b>	<b>80 692</b>	<b>75 516</b>	<b>76 520</b>	<b>84 716</b>	<b>96 889</b>	<b>102 988</b>	<b>108 125</b>	<b>:</b>	<b>:</b>	<b>:</b>
<b>995 FINANCIAL ACCOUNT</b>	<b>:</b>	<b>:</b>	<b>:</b>	<b>:</b>	<b>:</b>	<b>:</b>	<b>:</b>	<b>:</b>	<b>:</b>	<b>:</b>
<b>998 NET ERRORS AND OMISSIONS</b>	<b>:</b>	<b>:</b>	<b>:</b>	<b>:</b>	<b>:</b>	<b>:</b>	<b>:</b>	<b>:</b>	<b>:</b>	<b>:</b>

14.4.

Reporter: Netherlands

Partner: Intra EUR12

	(Mio ECU)									
	1985	1986	1987	1988	1989	1990	1991	1992	1993	1994
	<b>Debit</b>									
<b>100 GOODS</b>	<b>45 454</b>	<b>44 362</b>	<b>46 249</b>	<b>50 279</b>	<b>55 637</b>	<b>58 330</b>	<b>59 761</b>	<b>57 218</b>	<b>53 049</b>	<b>57 460</b>
<b>200 SERVICES</b>	<b>10 155</b>	<b>10 637</b>	<b>10 733</b>	<b>11 095</b>	<b>12 148</b>	<b>12 584</b>	<b>14 906</b>	<b>17 106</b>	<b>18 198</b>	<b>19 458</b>
<b>205 Transportation</b>	<b>3 084</b>	<b>2 736</b>	<b>3 075</b>	<b>3 336</b>	<b>3 704</b>	<b>3 785</b>	<b>4 045</b>	<b>5 233</b>	<b>5 647</b>	<b>5 894</b>
206 Sea transport	956	819	818	949	973	910	990	3 446	3 767	3 976
207 Passenger transport on sea	28	28	33	34	41	37	30	26	29	37
208 Freight transport on sea	928	791	785	915	932	873	960	2 648	2 918	3 095
209 Support. auxiliary and other services	:	:	:	:	:	:	:	772	820	844
210 Air transport	320	271	264	312	362	430	528	1 089	1 146	1 159
211 Passenger transport by air	288	244	237	281	325	388	475	450	468	464
212 Freight transport by air	32	27	27	31	37	42	53	50	52	51
213 Supporting, auxiliary and other services	:	:	:	:	:	:	:	589	626	644
214 Other transportation	1 808	1 645	1 993	2 076	2 370	2 445	2 527	698	735	759
<b>236 Travel</b>	<b>3 119</b>	<b>3 470</b>	<b>3 844</b>	<b>3 967</b>	<b>3 967</b>	<b>3 798</b>	<b>4 398</b>	<b>4 964</b>	<b>5 076</b>	<b>5 228</b>
<b>981 Other services</b>	<b>2 858</b>	<b>3 109</b>	<b>3 104</b>	<b>3 327</b>	<b>3 958</b>	<b>4 448</b>	<b>5 917</b>	<b>6 909</b>	<b>7 475</b>	<b>8 335</b>
245 Communications services	113	145	144	164	174	153	183	146	172	185
249 Construction services	108	143	94	93	80	29	45	310	303	628
253 Insurance services	169	189	131	133	188	-32	130	152	84	225
260 Financial services	92	103	95	88	101	103	103	113	108	119
262 Computer and information services	:	:	:	:	:	:	:	:	:	:
266 Royalties and licence fees	108	112	157	144	224	188	363	658	728	655
268 Other business services	2 004	2 136	2 112	2 288	2 752	3 533	4 549	5 342	5 831	6 250
269 Merchenting and other trade-related serv.	690	714	801	869	1 026	1 214	1 364	1 530	1 590	1 721
270 Merchenting	:	:	:	:	:	:	:	0	0	0
271 Other trade related services	:	:	:	:	:	:	:	1 530	1 590	1 721
272 Operational leasing	:	:	:	:	:	:	:	300	369	381
273 Misc. business, prof. and technical serv.	1 314	1 422	1 311	1 419	1 726	2 319	3 185	3 513	3 872	4 148
274 Legal, account., man., cons. and pub. rel.	:	:	:	:	:	:	:	:	:	:
278 Adv., market res. and polling	493	584	430	379	467	499	556	:	:	:
279 Research and development	:	:	:	:	:	:	:	:	:	:
280 Architect., engin. and other technical	:	:	:	:	:	:	:	2 108	2 340	2 286
281 Agric., mining and on-site processing	:	:	:	:	:	:	:	:	:	:
284 Other	:	:	:	:	:	:	:	148	173	203
285 Serv. between affiliated enterprises, nie	:	:	:	:	:	:	:	1 257	1 359	1 658
287 Personal, cultural and recreational services	76	114	187	217	245	281	342	:	:	:
288 Audio-visual and related services	:	:	:	:	:	:	:	:	:	:
289 Other personal, cultural and recreational	:	:	:	:	:	:	:	:	:	:
291 Government services, n i e	188	166	183	200	192	194	201	189	249	273
<b>982 Services not allocated</b>	<b>1 094</b>	<b>1 322</b>	<b>710</b>	<b>465</b>	<b>519</b>	<b>553</b>	<b>546</b>	<b>0</b>	<b>0</b>	<b>0</b>
<b>300 INCOME</b>	<b>4 000</b>	<b>4 402</b>	<b>4 574</b>	<b>5 232</b>	<b>6 928</b>	<b>8 254</b>	<b>9 375</b>	<b>10 842</b>	<b>12 796</b>	<b>11 732</b>
310 Compensation of employees	353	377	361	409	437	411	410	496	457	411
320 Investment Income	3 647	4 025	4 213	4 823	6 491	7 843	8 965	10 346	12 339	11 321
<b>379 CURRENT TRANSFERS</b>	<b>2 789</b>	<b>3 124</b>	<b>3 686</b>	<b>4 760</b>	<b>4 875</b>	<b>4 144</b>	<b>5 131</b>	<b>4 927</b>	<b>5 477</b>	<b>5 643</b>
<b>993 CURRENT ACCOUNT</b>	<b>:</b>	<b>:</b>	<b>:</b>	<b>:</b>	<b>:</b>	<b>:</b>	<b>:</b>	<b>90 093</b>	<b>89 521</b>	<b>94 293</b>
<b>994 CAPITAL ACCOUNT</b>	<b>:</b>	<b>:</b>	<b>:</b>	<b>:</b>	<b>:</b>	<b>:</b>	<b>:</b>	<b>:</b>	<b>:</b>	<b>:</b>
<b>010 CURRENT + CAPITAL ACCOUNT</b>	<b>62 398</b>	<b>62 525</b>	<b>65 241</b>	<b>71 366</b>	<b>79 589</b>	<b>83 313</b>	<b>89 174</b>	<b>:</b>	<b>:</b>	<b>:</b>
<b>995 FINANCIAL ACCOUNT</b>	<b>:</b>	<b>:</b>	<b>:</b>	<b>:</b>	<b>:</b>	<b>:</b>	<b>:</b>	<b>:</b>	<b>:</b>	<b>:</b>
<b>998 NET ERRORS AND OMISSIONS</b>	<b>:</b>	<b>:</b>	<b>:</b>	<b>:</b>	<b>:</b>	<b>:</b>	<b>:</b>	<b>:</b>	<b>:</b>	<b>:</b>

**14.4.**
**Reporter: Netherlands**
**Partner: Intra EUR12**

(Mio ECU)

	1985	1986	1987	1988	1989	1990	1991	1992	1993	1994
	<b>Net</b>									
<b>100 GOODS</b>	<b>16 002</b>	<b>12 205</b>	<b>10 367</b>	<b>12 097</b>	<b>14 777</b>	<b>16 716</b>	<b>17 673</b>	<b>23 556</b>	<b>24 565</b>	<b>30 873</b>
<b>200 SERVICES</b>	<b>377</b>	<b>-803</b>	<b>-188</b>	<b>-32</b>	<b>876</b>	<b>1 754</b>	<b>929</b>	<b>967</b>	<b>767</b>	<b>404</b>
<b>205 Transportation</b>	<b>2 649</b>	<b>1 980</b>	<b>1 723</b>	<b>1 738</b>	<b>1 997</b>	<b>2 232</b>	<b>2 304</b>	<b>1 739</b>	<b>1 470</b>	<b>1 763</b>
206 Sea transport	-156	-154	-267	-307	-277	-247	-452	-1 336	-1 617	-1 588
207 Passenger transport on sea	-21	-23	-28	-28	-35	-31	-26	-20	-23	-31
208 Freight transport on sea	-135	-131	-239	-279	-242	-216	-426	-998	-1 238	-1 214
209 Support. auxiliary and other services	:	:	:	:	:	:	:	-318	-355	-344
210 Air transport	35	86	188	159	103	139	186	666	619	818
211 Passenger transport by air	-4	41	124	96	46	68	96	392	368	498
212 Freight transport by air	39	45	64	63	57	71	90	160	157	189
213 Supporting, auxiliary and other services	:	:	:	:	:	:	:	114	94	131
214 Other transportation	2 770	2 048	1 802	1 885	2 171	2 339	2 570	2 409	2 467	2 534
<b>236 Travel</b>	<b>-1 798</b>	<b>-2 007</b>	<b>-2 261</b>	<b>-2 270</b>	<b>-2 041</b>	<b>-1 736</b>	<b>-2 045</b>	<b>-1 531</b>	<b>-1 814</b>	<b>-1 977</b>
<b>981 Other services</b>	<b>57</b>	<b>-60</b>	<b>502</b>	<b>98</b>	<b>569</b>	<b>759</b>	<b>-120</b>	<b>759</b>	<b>1 110</b>	<b>618</b>
245 Communications services	23	25	27	23	54	92	52	76	60	89
249 Construction services	56	32	89	105	221	258	183	204	276	214
253 Insurance services	-169	-189	-131	-133	-188	32	-130	-152	-84	-225
260 Financial services	-49	-29	13	-1	-38	-45	-43	-22	42	27
262 Computer and information services	:	:	:	:	:	:	:	:	:	:
266 Royalties and licence fees	17	66	26	42	10	43	-76	8	87	285
268 Other business services	394	257	698	415	824	673	150	578	705	209
269 Merchanting and other trade-related serv.	297	130	246	-120	402	444	76	54	254	467
270 Merchanting	:	:	:	:	:	:	:	541	752	1 044
271 Other trade related services	:	:	:	:	:	:	:	-487	-497	-577
272 Operational leasing	:	:	:	:	:	:	:	59	26	20
273 Misc. business, prof. and technical serv.	97	127	452	535	422	229	74	465	425	-278
274 Legal, account., man., cons. and pub. rel.	:	:	:	:	:	:	:	:	:	:
278 Adv., market res. and polling	-138	-179	-2	35	-93	-89	-122	:	:	:
279 Research and development	:	:	:	:	:	:	:	:	:	:
280 Architect., engin. and other technical	:	:	:	:	:	:	:	61	3	-88
281 Agric., mining and on-site processing	:	:	:	:	:	:	:	:	:	:
284 Other	:	:	:	:	:	:	:	2	-19	-25
285 Serv. between affiliated enterprises, nie	:	:	:	:	:	:	:	402	440	-164
287 Personal, cultural and recreational services	-21	-50	-37	-56	-57	-30	61	:	:	:
288 Audio-visual and related services	:	:	:	:	:	:	:	:	:	:
289 Other personal, cultural and recreational	:	:	:	:	:	:	:	:	:	:
291 Government services, n i e	-194	-174	-185	-298	-257	-264	-318	67	25	18
<b>982 Services not allocated</b>	<b>-531</b>	<b>-715</b>	<b>-152</b>	<b>403</b>	<b>350</b>	<b>499</b>	<b>790</b>	<b>0</b>	<b>0</b>	<b>0</b>
<b>300 INCOME</b>	<b>2 064</b>	<b>1 827</b>	<b>1 442</b>	<b>1 491</b>	<b>1 994</b>	<b>1 905</b>	<b>1 957</b>	<b>208</b>	<b>-1 151</b>	<b>1 295</b>
310 Compensation of employees	-4	-32	9	-26	-83	-132	-135	-204	-151	-77
320 Investment Income	2 068	1 859	1 433	1 517	2 077	2 037	2 092	412	-1 000	1 372
<b>379 CURRENT TRANSFERS</b>	<b>-149</b>	<b>-238</b>	<b>-340</b>	<b>-207</b>	<b>-345</b>	<b>-701</b>	<b>-1 608</b>	<b>-1 718</b>	<b>-2 143</b>	<b>-2 559</b>
<b>993 CURRENT ACCOUNT</b>	<b>:</b>	<b>:</b>	<b>:</b>	<b>:</b>	<b>:</b>	<b>:</b>	<b>:</b>	<b>23 014</b>	<b>22 037</b>	<b>30 013</b>
<b>994 CAPITAL ACCOUNT</b>	<b>:</b>	<b>:</b>	<b>:</b>	<b>:</b>	<b>:</b>	<b>:</b>	<b>:</b>	<b>:</b>	<b>:</b>	<b>:</b>
<b>010 CURRENT + CAPITAL ACCOUNT</b>	<b>18 294</b>	<b>12 991</b>	<b>11 279</b>	<b>13 350</b>	<b>17 301</b>	<b>19 675</b>	<b>18 950</b>	<b>:</b>	<b>:</b>	<b>:</b>
<b>995 FINANCIAL ACCOUNT</b>	<b>:</b>	<b>:</b>	<b>:</b>	<b>:</b>	<b>:</b>	<b>:</b>	<b>:</b>	<b>:</b>	<b>:</b>	<b>:</b>
<b>998 NET ERRORS AND OMISSIONS</b>	<b>:</b>	<b>:</b>	<b>:</b>	<b>:</b>	<b>:</b>	<b>:</b>	<b>:</b>	<b>:</b>	<b>:</b>	<b>:</b>

## 14.4.

Reporter: Netherlands

Partner: Intra EUR12

	(in %)									
	1985	1986	1987	1988	1989	1990	1991	1992	1993	1994
	<b>Cover ratio</b>									
<b>100 GOODS</b>	<b>135</b>	<b>128</b>	<b>122</b>	<b>124</b>	<b>127</b>	<b>129</b>	<b>130</b>	<b>141</b>	<b>146</b>	<b>154</b>
<b>200 SERVICES</b>	<b>104</b>	<b>92</b>	<b>98</b>	<b>100</b>	<b>107</b>	<b>114</b>	<b>106</b>	<b>106</b>	<b>104</b>	<b>102</b>
<b>205 Transportation</b>	<b>186</b>	<b>172</b>	<b>156</b>	<b>152</b>	<b>154</b>	<b>159</b>	<b>157</b>	<b>133</b>	<b>126</b>	<b>130</b>
206 Sea transport	84	81	67	68	72	73	54	61	57	60
207 Passenger transport on sea	29	18	15	18	15	16	13	24	21	18
208 Freight transport on sea	85	83	70	70	74	75	56	62	58	61
209 Support. auxiliary and other services	:	:	:	:	:	:	:	59	57	59
210 Air transport	111	132	171	151	128	133	135	161	154	171
211 Passenger transport by air	98	117	153	134	114	118	120	187	179	207
212 Freight transport by air	222	267	333	306	251	271	268	420	403	468
213 Supporting, auxiliary and other services	:	:	:	:	:	:	:	119	115	120
214 Other transportation	253	224	190	191	192	196	202	445	436	434
<b>236 Travel</b>	<b>42</b>	<b>42</b>	<b>41</b>	<b>43</b>	<b>49</b>	<b>54</b>	<b>53</b>	<b>69</b>	<b>64</b>	<b>62</b>
<b>981 Other services</b>	<b>102</b>	<b>98</b>	<b>116</b>	<b>103</b>	<b>114</b>	<b>117</b>	<b>98</b>	<b>111</b>	<b>115</b>	<b>107</b>
245 Communications services	120	117	119	113	131	160	128	152	135	148
249 Construction services	152	123	195	213	376	990	509	166	191	134
253 Insurance services	:	:	:	:	:	:	:	:	:	:
260 Financial services	47	72	114	99	62	56	58	80	139	123
262 Computer and information services	:	:	:	:	:	:	:	:	:	:
266 Royalties and licence fees	116	160	117	129	104	123	79	101	112	143
268 Other business services	120	112	133	118	130	119	103	111	112	103
269 Merchanting and other trade-related serv.	143	118	131	86	139	137	106	104	116	127
270 Merchanting	:	:	:	:	:	:	:	:	:	:
271 Other trade related services	:	:	:	:	:	:	:	68	69	66
272 Operational leasing	:	:	:	:	:	:	:	120	107	105
273 Misc. business, prof. and technical serv.	107	109	134	138	125	110	102	113	111	93
274 Legal, account., man., cons. and pub. rel.	:	:	:	:	:	:	:	:	:	:
278 Adv., market res. and polling	72	70	100	109	80	82	78	:	:	:
279 Research and development	:	:	:	:	:	:	:	:	:	:
280 Architect., engin. and other technical	:	:	:	:	:	:	:	103	100	96
281 Agric., mining and on-site processing	:	:	:	:	:	:	:	:	:	:
284 Other	:	:	:	:	:	:	:	101	89	88
285 Serv. between affiliated enterprises, nie	:	:	:	:	:	:	:	132	132	90
287 Personal, cultural and recreational services	72	57	80	74	77	89	118	:	:	:
288 Audio-visual and related services	:	:	:	:	:	:	:	:	:	:
289 Other personal, cultural and recreational	:	:	:	:	:	:	:	:	:	:
291 Government services, n i e	-3	-5	-2	-49	-34	-36	-58	135	110	106
<b>982 Services not allocated</b>	<b>51</b>	<b>46</b>	<b>79</b>	<b>187</b>	<b>167</b>	<b>190</b>	<b>245</b>	:	:	:
<b>300 INCOME</b>	<b>152</b>	<b>141</b>	<b>132</b>	<b>129</b>	<b>129</b>	<b>123</b>	<b>121</b>	<b>102</b>	<b>91</b>	<b>111</b>
310 Compensation of employees	99	91	102	94	81	68	67	59	67	81
320 Investment Income	157	146	134	131	132	126	123	104	92	112
<b>379 CURRENT TRANSFERS</b>	<b>95</b>	<b>92</b>	<b>91</b>	<b>96</b>	<b>93</b>	<b>83</b>	<b>69</b>	<b>65</b>	<b>61</b>	<b>55</b>
<b>993 CURRENT ACCOUNT</b>	:	:	:	:	:	:	:	<b>126</b>	<b>125</b>	<b>132</b>
<b>994 CAPITAL ACCOUNT</b>	:	:	:	:	:	:	:	:	:	:
<b>010 CURRENT + CAPITAL ACCOUNT</b>	<b>129</b>	<b>121</b>	<b>117</b>	<b>119</b>	<b>122</b>	<b>124</b>	<b>121</b>	:	:	:
<b>995 FINANCIAL ACCOUNT</b>	.	.	.	.	.	.	.	.	.	.
<b>998 NET ERRORS AND OMISSIONS</b>	.	.	.	.	.	.	.	.	.	.

## 14.5.

Reporter: Netherlands

Partner: Extra EUR12

	(Mio ECU)									
	1985	1986	1987	1988	1989	1990	1991	1992	1993	1994
	<b>Credit</b>									
<b>100 GOODS</b>	<b>20 472</b>	<b>18 066</b>	<b>17 988</b>	<b>20 002</b>	<b>21 699</b>	<b>21 007</b>	<b>21 393</b>	<b>25 363</b>	<b>29 969</b>	<b>28 713</b>
<b>200 SERVICES</b>	<b>9 385</b>	<b>8 155</b>	<b>8 082</b>	<b>8 586</b>	<b>10 276</b>	<b>10 163</b>	<b>10 795</b>	<b>11 969</b>	<b>14 462</b>	<b>16 539</b>
<b>205 Transportation</b>	<b>5 436</b>	<b>4 437</b>	<b>4 211</b>	<b>4 672</b>	<b>5 280</b>	<b>5 156</b>	<b>5 370</b>	<b>5 768</b>	<b>6 527</b>	<b>6 791</b>
206 Sea transport	728	486	455	544	742	653	651	2 072	2 226	2 312
207 Passenger transport on sea	8	6	6	6	8	7	7	5	5	6
208 Freight transport on sea	720	480	449	538	734	646	644	1 702	1 810	1 879
209 Support. auxiliary and other services	:	:	:	:	:	:	:	364	412	428
210 Air transport	1 081	895	830	902	1 032	979	1 081	2 586	3 035	3 118
211 Passenger transport by air	865	716	664	722	826	783	864	1 618	1 918	1 964
212 Freight transport by air	216	179	166	180	206	196	217	404	479	491
213 Supporting, auxiliary and other services	:	:	:	:	:	:	:	564	638	663
214 Other transportation	3 629	3 056	2 927	3 226	3 506	3 525	3 637	1 110	1 266	1 361
<b>236 Travel</b>	<b>875</b>	<b>801</b>	<b>760</b>	<b>762</b>	<b>844</b>	<b>783</b>	<b>945</b>	<b>1 164</b>	<b>1 323</b>	<b>1 316</b>
<b>981 Other services</b>	<b>2 676</b>	<b>2 541</b>	<b>2 659</b>	<b>2 705</b>	<b>3 695</b>	<b>3 795</b>	<b>4 074</b>	<b>5 037</b>	<b>6 613</b>	<b>8 432</b>
245 Communications services	74	95	66	67	96	84	95	116	140	239
249 Construction services	346	253	230	257	516	326	434	782	1 213	2 035
253 Insurance services	0	0	0	0	0	0	0	0	0	0
260 Financial services	152	130	131	193	143	173	80	96	140	107
262 Computer and information services	:	:	:	:	:	:	:	:	:	:
266 Royalties and licence fees	154	192	200	257	291	273	337	574	825	908
268 Other business services	1 613	1 463	1 523	1 341	2 086	2 388	2 406	3 090	3 835	4 567
269 Merchanting and other trade-related serv.	859	718	728	499	977	990	802	862	1 098	1 255
270 Merchanting	:	:	:	:	:	:	:	255	423	538
271 Other trade related services	:	:	:	:	:	:	:	607	675	717
272 Operational leasing	:	:	:	:	:	:	:	187	217	273
273 Misc. business, prof. and technical serv.	754	745	795	842	1 109	1 398	1 604	2 041	2 520	3 039
274 Legal, account., man., cons. and pub. rel.	:	:	:	:	:	:	:	:	:	:
278 Adv., market res. and polling	226	257	280	250	276	296	332	:	:	:
279 Research and development	:	:	:	:	:	:	:	:	:	:
280 Architect., engin. and other technical	:	:	:	:	:	:	:	1 326	1 344	1 577
281 Agric., mining and on-site processing	:	:	:	:	:	:	:	:	:	:
284 Other	:	:	:	:	:	:	:	94	143	128
285 Serv. between affiliated enterprises, nie	:	:	:	:	:	:	:	621	1 033	1 333
287 Personal, cultural and recreational services	64	35	89	126	150	101	188	:	:	:
288 Audio-visual and related services	:	:	:	:	:	:	:	:	:	:
289 Other personal, cultural and recreational	:	:	:	:	:	:	:	:	:	:
291 Government services, n i e	274	375	421	464	412	450	534	380	460	577
<b>982 Services not allocated</b>	<b>398</b>	<b>376</b>	<b>452</b>	<b>447</b>	<b>457</b>	<b>428</b>	<b>407</b>	<b>0</b>	<b>0</b>	<b>0</b>
<b>300 INCOME</b>	<b>6 632</b>	<b>5 679</b>	<b>6 280</b>	<b>6 491</b>	<b>9 303</b>	<b>9 101</b>	<b>9 384</b>	<b>10 216</b>	<b>12 315</b>	<b>9 316</b>
310 Compensation of employees	169	150	141	127	124	86	79	70	100	95
320 Investment Income	6 463	5 529	6 139	6 364	9 179	9 015	9 305	10 145	12 214	9 222
<b>379 CURRENT TRANSFERS</b>	<b>330</b>	<b>361</b>	<b>462</b>	<b>433</b>	<b>407</b>	<b>362</b>	<b>441</b>	<b>363</b>	<b>369</b>	<b>449</b>
<b>993 CURRENT ACCOUNT</b>	<b>:</b>	<b>:</b>	<b>:</b>	<b>:</b>	<b>:</b>	<b>:</b>	<b>:</b>	<b>47 911</b>	<b>57 114</b>	<b>55 018</b>
<b>994 CAPITAL ACCOUNT</b>	<b>:</b>	<b>:</b>	<b>:</b>	<b>:</b>	<b>:</b>	<b>:</b>	<b>:</b>	<b>:</b>	<b>:</b>	<b>:</b>
<b>010 CURRENT + CAPITAL ACCOUNT</b>	<b>36 819</b>	<b>32 260</b>	<b>32 813</b>	<b>35 512</b>	<b>41 684</b>	<b>40 632</b>	<b>42 013</b>	<b>:</b>	<b>:</b>	<b>:</b>
<b>995 FINANCIAL ACCOUNT</b>	<b>:</b>	<b>:</b>	<b>:</b>	<b>:</b>	<b>:</b>	<b>:</b>	<b>:</b>	<b>:</b>	<b>:</b>	<b>:</b>
<b>998 NET ERRORS AND OMISSIONS</b>	<b>:</b>	<b>:</b>	<b>:</b>	<b>:</b>	<b>:</b>	<b>:</b>	<b>:</b>	<b>:</b>	<b>:</b>	<b>:</b>



## 14.5.

Reporter: Netherlands

Partner: Extra EUR12

	<i>(Mio ECU)</i>									
	1985	1986	1987	1988	1989	1990	1991	1992	1993	1994
	<b>Debit</b>									
<b>100 GOODS</b>	<b>29 353</b>	<b>22 930</b>	<b>23 888</b>	<b>24 935</b>	<b>29 145</b>	<b>29 583</b>	<b>29 455</b>	<b>39 394</b>	<b>42 196</b>	<b>47 150</b>
<b>200 SERVICES</b>	<b>9 596</b>	<b>8 234</b>	<b>8 139</b>	<b>9 125</b>	<b>10 332</b>	<b>10 053</b>	<b>11 078</b>	<b>12 788</b>	<b>14 542</b>	<b>15 601</b>
<b>205 Transportation</b>	<b>4 995</b>	<b>3 996</b>	<b>3 856</b>	<b>4 327</b>	<b>4 750</b>	<b>4 613</b>	<b>4 878</b>	<b>4 769</b>	<b>5 343</b>	<b>5 633</b>
206 Sea transport	3 121	2 621	2 628	2 964	3 173	3 052	3 200	3 346	3 736	3 906
207 Passenger transport on sea	5	5	5	5	5	6	6	19	23	31
208 Freight transport on sea	3 116	2 616	2 623	2 959	3 168	3 046	3 194	2 758	3 058	3 174
209 Support. auxiliary and other services	:	:	:	:	:	:	:	569	654	701
210 Air transport	621	517	492	563	643	573	578	1 116	1 220	1 286
211 Passenger transport by air	559	465	443	507	579	515	520	614	648	676
212 Freight transport by air	62	52	49	56	64	58	58	68	72	75
213 Supporting, auxiliary and other services	:	:	:	:	:	:	:	434	499	535
214 Other transportation	1 253	858	736	800	934	988	1 100	307	388	441
<b>236 Travel</b>	<b>1 399</b>	<b>1 531</b>	<b>1 729</b>	<b>1 757</b>	<b>1 916</b>	<b>1 980</b>	<b>1 984</b>	<b>2 374</b>	<b>2 496</b>	<b>2 637</b>
<b>981 Other services</b>	<b>2 962</b>	<b>2 553</b>	<b>2 391</b>	<b>2 857</b>	<b>3 489</b>	<b>3 159</b>	<b>4 002</b>	<b>5 646</b>	<b>6 703</b>	<b>7 331</b>
245 Communications services	83	90	76	98	97	103	115	158	149	165
249 Construction services	9	2	-1	25	-35	-18	-15	633	656	948
253 Insurance services	125	91	108	157	121	-1	74	182	98	219
260 Financial services	107	104	70	73	81	72	79	76	114	108
262 Computer and information services	:	:	:	:	:	:	:	:	:	:
266 Royalties and licence fees	669	501	541	673	974	759	892	1 124	1 552	1 592
268 Other business services	1 611	1 417	1 262	1 453	1 764	1 737	2 345	3 159	3 729	3 748
269 Merchanting and other trade-related serv.	758	619	593	656	786	805	886	1 237	1 291	1 234
270 Merchanting	:	:	:	:	:	:	:	0	0	0
271 Other trade related services	:	:	:	:	:	:	:	1 237	1 291	1 234
272 Operational leasing	:	:	:	:	:	:	:	254	265	221
273 Misc. business, prof. and technical serv.	853	798	669	797	978	932	1 459	1 668	2 173	2 293
274 Legal, account., man., cons. and pub. rel.	:	:	:	:	:	:	:	:	:	:
278 Adv., market res. and polling	333	355	230	247	271	218	256	:	:	:
279 Research and development	:	:	:	:	:	:	:	:	:	:
280 Architect., engin. and other technical	:	:	:	:	:	:	:	1 222	1 534	1 367
281 Agric., mining and on-site processing	:	:	:	:	:	:	:	:	:	:
284 Other	:	:	:	:	:	:	:	119	139	158
285 Serv. between affiliated enterprises, nie	:	:	:	:	:	:	:	327	500	768
287 Personal, cultural and recreational services	111	65	88	161	209	147	221	:	:	:
288 Audio-visual and related services	:	:	:	:	:	:	:	:	:	:
289 Other personal, cultural and recreational	:	:	:	:	:	:	:	:	:	:
291 Government services, n i e	249	282	247	218	277	360	291	313	404	550
<b>982 Services not allocated</b>	<b>240</b>	<b>154</b>	<b>162</b>	<b>184</b>	<b>178</b>	<b>302</b>	<b>214</b>	<b>0</b>	<b>0</b>	<b>0</b>
<b>300 INCOME</b>	<b>7 859</b>	<b>7 131</b>	<b>7 500</b>	<b>8 554</b>	<b>10 186</b>	<b>10 315</b>	<b>10 674</b>	<b>11 108</b>	<b>10 661</b>	<b>9 418</b>
310 Compensation of employees	131	127	98	104	102	76	91	228	243	227
320 Investment Income	7 728	7 004	7 402	8 450	10 084	10 239	10 583	10 879	10 418	9 192
<b>379 CURRENT TRANSFERS</b>	<b>1 609</b>	<b>2 005</b>	<b>2 075</b>	<b>1 986</b>	<b>2 098</b>	<b>2 128</b>	<b>2 357</b>	<b>1 997</b>	<b>2 061</b>	<b>2 309</b>
<b>993 CURRENT ACCOUNT</b>	<b>:</b>	<b>:</b>	<b>:</b>	<b>:</b>	<b>:</b>	<b>:</b>	<b>:</b>	<b>65 288</b>	<b>69 460</b>	<b>74 478</b>
<b>994 CAPITAL ACCOUNT</b>	<b>:</b>	<b>:</b>	<b>:</b>	<b>:</b>	<b>:</b>	<b>:</b>	<b>:</b>	<b>:</b>	<b>:</b>	<b>:</b>
<b>010 CURRENT + CAPITAL ACCOUNT</b>	<b>48 417</b>	<b>40 299</b>	<b>41 601</b>	<b>44 600</b>	<b>51 762</b>	<b>52 080</b>	<b>53 565</b>	<b>:</b>	<b>:</b>	<b>:</b>
<b>995 FINANCIAL ACCOUNT</b>	<b>:</b>	<b>:</b>	<b>:</b>	<b>:</b>	<b>:</b>	<b>:</b>	<b>:</b>	<b>:</b>	<b>:</b>	<b>:</b>
<b>998 NET ERRORS AND OMISSIONS</b>	<b>:</b>	<b>:</b>	<b>:</b>	<b>:</b>	<b>:</b>	<b>:</b>	<b>:</b>	<b>:</b>	<b>:</b>	<b>:</b>

**14.5.**
**Reporter: Netherlands**
**Partner: Extra EUR12**

(Mio ECU)

	1985	1986	1987	1988	1989	1990	1991	1992	1993	1994
	<b>Net</b>									
<b>100 GOODS</b>	<b>-8 881</b>	<b>-4 864</b>	<b>-5 900</b>	<b>-4 934</b>	<b>-7 446</b>	<b>-8 577</b>	<b>-8 062</b>	<b>-14 031</b>	<b>-12 227</b>	<b>-18 437</b>
<b>200 SERVICES</b>	<b>-211</b>	<b>-79</b>	<b>-56</b>	<b>-540</b>	<b>-57</b>	<b>109</b>	<b>-284</b>	<b>-819</b>	<b>-80</b>	<b>939</b>
<b>205 Transportation</b>	<b>441</b>	<b>441</b>	<b>355</b>	<b>345</b>	<b>530</b>	<b>544</b>	<b>492</b>	<b>999</b>	<b>1 184</b>	<b>1 158</b>
206 Sea transport	-2 394	-2 135	-2 173	-2 421	-2 431	-2 399	-2 548	-1 274	-1 509	-1 594
207 Passenger transport on sea	3	1	1	1	3	1	2	-14	-18	-25
208 Freight transport on sea	-2 397	-2 136	-2 174	-2 422	-2 434	-2 400	-2 550	-1 055	-1 249	-1 296
209 Support. auxiliary and other services	:	:	:	:	:	:	:	-205	-243	-273
210 Air transport	460	378	338	339	389	406	503	1 470	1 815	1 833
211 Passenger transport by air	306	251	221	215	247	268	344	1 004	1 269	1 289
212 Freight transport by air	154	127	117	124	142	138	159	336	407	416
213 Supporting, auxiliary and other services	:	:	:	:	:	:	:	130	138	128
214 Other transportation	2 376	2 198	2 190	2 426	2 572	2 537	2 537	803	878	919
<b>236 Travel</b>	<b>-523</b>	<b>-730</b>	<b>-968</b>	<b>-995</b>	<b>-1 071</b>	<b>-1 197</b>	<b>-1 039</b>	<b>-1 209</b>	<b>-1 173</b>	<b>-1 321</b>
<b>981 Other services</b>	<b>-287</b>	<b>-12</b>	<b>267</b>	<b>-152</b>	<b>204</b>	<b>637</b>	<b>71</b>	<b>-609</b>	<b>-90</b>	<b>1 102</b>
245 Communications services	-9	4	-11	-31	-1	-19	-19	-42	-10	75
249 Construction services	338	251	230	232	551	344	449	149	557	1 087
253 Insurance services	-125	-91	-108	-157	-121	1	-74	-182	-98	-219
260 Financial services	45	26	60	119	62	100	0	19	26	-2
262 Computer and information services	:	:	:	:	:	:	:	:	:	:
266 Royalties and licence fees	-515	-310	-341	-416	-683	-486	-555	-551	-727	-683
268 Other business services	1	45	261	-110	321	652	62	-69	107	819
269 Merchenting and other trade-related serv.	101	99	135	-156	191	186	-84	-375	-193	21
270 Merchenting	:	:	:	:	:	:	:	255	423	538
271 Other trade related services	:	:	:	:	:	:	:	-629	-616	-517
272 Operational leasing	:	:	:	:	:	:	:	-67	-48	51
273 Misc. business, prof. and technical serv.	-100	-54	126	46	130	466	146	373	347	746
274 Legal, account., man., cons. and pub. rel.	:	:	:	:	:	:	:	:	:	:
278 Adv., market res. and polling	-108	-99	50	3	4	78	77	:	:	:
279 Research and development	:	:	:	:	:	:	:	:	:	:
280 Architect., engin. and other technical	:	:	:	:	:	:	:	104	-189	211
281 Agric., mining and on-site processing	:	:	:	:	:	:	:	:	:	:
284 Other	:	:	:	:	:	:	:	-25	3	-30
285 Serv. between affiliated enterprises, nie	:	:	:	:	:	:	:	294	533	565
287 Personal, cultural and recreational services	-47	-30	1	-35	-59	-46	-33	:	:	:
288 Audio-visual and related services	:	:	:	:	:	:	:	:	:	:
289 Other personal, cultural and recreational	:	:	:	:	:	:	:	:	:	:
291 Government services, n i e	25	93	174	246	134	90	242	67	56	26
<b>982 Services not allocated</b>	<b>158</b>	<b>222</b>	<b>290</b>	<b>263</b>	<b>280</b>	<b>126</b>	<b>193</b>	<b>0</b>	<b>0</b>	<b>0</b>
<b>300 INCOME</b>	<b>-1 227</b>	<b>-1 452</b>	<b>-1 219</b>	<b>-2 061</b>	<b>-883</b>	<b>-1 214</b>	<b>-1 290</b>	<b>-892</b>	<b>1 654</b>	<b>-101</b>
310 Compensation of employees	38	23	43	24	21	10	-12	-158	-143	-132
320 Investment Income	-1 265	-1 475	-1 262	-2 085	-904	-1 224	-1 278	-734	1 797	31
<b>379 CURRENT TRANSFERS</b>	<b>-1 279</b>	<b>-1 644</b>	<b>-1 613</b>	<b>-1 553</b>	<b>-1 691</b>	<b>-1 767</b>	<b>-1 916</b>	<b>-1 635</b>	<b>-1 692</b>	<b>-1 860</b>
<b>993 CURRENT ACCOUNT</b>	<b>:</b>	<b>:</b>	<b>:</b>	<b>:</b>	<b>:</b>	<b>:</b>	<b>:</b>	<b>-17 377</b>	<b>-12 345</b>	<b>-19 459</b>
<b>994 CAPITAL ACCOUNT</b>	<b>:</b>	<b>:</b>	<b>:</b>	<b>:</b>	<b>:</b>	<b>:</b>	<b>:</b>	<b>:</b>	<b>:</b>	<b>:</b>
<b>010 CURRENT + CAPITAL ACCOUNT</b>	<b>-11 598</b>	<b>-8 039</b>	<b>-8 789</b>	<b>-9 088</b>	<b>-10 078</b>	<b>-11 448</b>	<b>-11 551</b>	<b>:</b>	<b>:</b>	<b>:</b>
<b>995 FINANCIAL ACCOUNT</b>	<b>:</b>	<b>:</b>	<b>:</b>	<b>:</b>	<b>:</b>	<b>:</b>	<b>:</b>	<b>:</b>	<b>:</b>	<b>:</b>
<b>998 NET ERRORS AND OMISSIONS</b>	<b>:</b>	<b>:</b>	<b>:</b>	<b>:</b>	<b>:</b>	<b>:</b>	<b>:</b>	<b>:</b>	<b>:</b>	<b>:</b>

14.5.

Reporter: Netherlands

Partner: Extra EUR12

	(in %)									
	1985	1986	1987	1988	1989	1990	1991	1992	1993	1994
	<b>Cover ratio</b>									
<b>100 GOODS</b>	<b>70</b>	<b>79</b>	<b>75</b>	<b>80</b>	<b>74</b>	<b>71</b>	<b>73</b>	<b>64</b>	<b>71</b>	<b>61</b>
<b>200 SERVICES</b>	<b>98</b>	<b>99</b>	<b>99</b>	<b>94</b>	<b>99</b>	<b>101</b>	<b>97</b>	<b>94</b>	<b>99</b>	<b>106</b>
<b>205 Transportation</b>	<b>109</b>	<b>111</b>	<b>109</b>	<b>108</b>	<b>111</b>	<b>112</b>	<b>110</b>	<b>121</b>	<b>122</b>	<b>121</b>
206 Sea transport	23	19	17	18	23	21	20	62	60	59
207 Passenger transport on sea	160	120	120	120	160	117	117	26	23	19
208 Freight transport on sea	23	18	17	18	23	21	20	62	59	59
209 Support. auxiliary and other services	:	:	:	:	:	:	:	64	63	61
210 Air transport	174	173	169	160	160	171	187	232	249	243
211 Passenger transport by air	155	154	150	142	143	152	166	264	296	291
212 Freight transport by air	348	344	339	321	322	338	374	594	664	654
213 Supporting, auxiliary and other services	:	:	:	:	:	:	:	130	128	124
214 Other transportation	290	356	398	403	375	357	331	362	327	308
<b>236 Travel</b>	<b>63</b>	<b>52</b>	<b>44</b>	<b>43</b>	<b>44</b>	<b>40</b>	<b>48</b>	<b>49</b>	<b>53</b>	<b>50</b>
<b>981 Other services</b>	<b>90</b>	<b>100</b>	<b>111</b>	<b>95</b>	<b>106</b>	<b>120</b>	<b>102</b>	<b>89</b>	<b>99</b>	<b>115</b>
245 Communications services	89	106	87	68	99	82	83	73	94	145
249 Construction services	3 844	12 650	:	1 028	:	:	:	123	185	215
253 Insurance services	:	:	:	:	:	:	:	:	:	:
260 Financial services	142	125	187	264	177	240	101	125	122	98
262 Computer and information services	:	:	:	:	:	:	:	:	:	:
266 Royalties and licence fees	23	38	37	38	30	36	38	51	53	57
268 Other business services	100	103	121	92	118	137	103	98	103	122
269 Merchanting and other trade-related serv.	113	116	123	76	124	123	91	70	85	102
270 Merchanting	:	:	:	:	:	:	:	:	:	:
271 Other trade related services	:	:	:	:	:	:	:	49	52	58
272 Operational leasing	:	:	:	:	:	:	:	74	82	123
273 Misc. business, prof. and technical serv.	88	93	119	106	113	150	110	122	116	133
274 Legal, account., man., cons. and pub. rel.	:	:	:	:	:	:	:	:	:	:
278 Adv., market res. and polling	68	72	122	101	102	136	130	:	:	:
279 Research and development	:	:	:	:	:	:	:	:	:	:
280 Architect., engin. and other technical	:	:	:	:	:	:	:	108	88	115
281 Agric., mining and on-site processing	:	:	:	:	:	:	:	:	:	:
284 Other	:	:	:	:	:	:	:	79	102	81
285 Serv. between affiliated enterprises, nie	:	:	:	:	:	:	:	190	207	174
287 Personal, cultural and recreational services	58	54	101	78	72	69	85	:	:	:
288 Audio-visual and related services	:	:	:	:	:	:	:	:	:	:
289 Other personal, cultural and recreational	:	:	:	:	:	:	:	:	:	:
291 Government services, n i e	110	133	170	213	149	125	184	121	114	105
<b>982 Services not allocated</b>	<b>166</b>	<b>244</b>	<b>279</b>	<b>243</b>	<b>257</b>	<b>142</b>	<b>190</b>	:	:	:
<b>300 INCOME</b>	<b>84</b>	<b>80</b>	<b>84</b>	<b>76</b>	<b>91</b>	<b>88</b>	<b>88</b>	<b>92</b>	<b>116</b>	<b>99</b>
310 Compensation of employees	129	118	144	122	122	113	87	31	41	42
320 Investment Income	84	79	83	75	91	88	88	93	117	100
<b>379 CURRENT TRANSFERS</b>	<b>21</b>	<b>18</b>	<b>22</b>	<b>22</b>	<b>19</b>	<b>17</b>	<b>19</b>	<b>18</b>	<b>18</b>	<b>19</b>
<b>993 CURRENT ACCOUNT</b>	:	:	:	:	:	:	:	<b>73</b>	<b>82</b>	<b>74</b>
<b>994 CAPITAL ACCOUNT</b>	:	:	:	:	:	:	:	:	:	:
<b>010 CURRENT + CAPITAL ACCOUNT</b>	<b>76</b>	<b>80</b>	<b>79</b>	<b>80</b>	<b>81</b>	<b>78</b>	<b>78</b>	:	:	:
<b>995 FINANCIAL ACCOUNT</b>	.	.	.	.	.	.	.	.	.	.
<b>998 NET ERRORS AND OMISSIONS</b>	.	.	.	.	.	.	.	.	.	.

## 14.6.

Reporter: Netherlands

Partner: USA

	(Mio ECU)									
	1985	1986	1987	1988	1989	1990	1991	1992	1993	1994
	<b>Credit</b>									
<b>100 GOODS</b>	<b>4 243</b>	<b>3 406</b>	<b>3 104</b>	<b>3 430</b>	<b>3 827</b>	<b>3 625</b>	<b>3 623</b>	<b>4 376</b>	<b>4 784</b>	<b>4 685</b>
<b>200 SERVICES</b>	:	:	:	:	:	:	:	<b>3 435</b>	<b>3 989</b>	<b>4 533</b>
<b>205 Transportation</b>	<b>1 573</b>	<b>1 203</b>	<b>1 115</b>	<b>1 120</b>	<b>1 368</b>	<b>1 343</b>	<b>1 465</b>	<b>1 478</b>	<b>1 625</b>	<b>1 848</b>
206 Sea transport	:	:	:	:	:	:	:	568	569	634
207 Passenger transport on sea	:	:	:	:	:	:	:	1	1	2
208 Freight transport on sea	:	:	:	:	:	:	:	474	465	516
209 Support. auxiliary and other services	:	:	:	:	:	:	:	93	102	116
210 Air transport	:	:	:	:	:	:	:	696	773	849
211 Passenger transport by air	:	:	:	:	:	:	:	442	492	535
212 Freight transport by air	:	:	:	:	:	:	:	110	123	134
213 Supporting, auxiliary and other services	:	:	:	:	:	:	:	144	158	180
214 Other transportation	:	:	:	:	:	:	:	214	283	365
<b>236 Travel</b>	<b>541</b>	<b>450</b>	<b>421</b>	<b>416</b>	<b>459</b>	<b>374</b>	<b>501</b>	<b>604</b>	<b>703</b>	<b>673</b>
<b>981 Other services</b>	:	:	:	:	:	:	:	<b>1 353</b>	<b>1 661</b>	<b>2 012</b>
245 Communications services	:	:	:	:	:	:	:	53	71	145
249 Construction services	:	:	:	:	:	:	:	19	30	58
253 Insurance services	:	:	:	:	:	:	:	0	0	0
260 Financial services	:	:	:	:	:	:	:	40	46	45
262 Computer and information services	:	:	:	:	:	:	:	:	:	:
266 Royalties and licence fees	:	:	:	:	:	:	:	213	330	359
268 Other business services	:	:	:	:	:	:	:	1 004	1 161	1 386
269 Merchanting and other trade-related serv.	:	:	:	:	:	:	:	296	375	407
270 Merchanting	:	:	:	:	:	:	:	48	94	111
271 Other trade related services	:	:	:	:	:	:	:	248	281	296
272 Operational leasing	:	:	:	:	:	:	:	31	46	62
273 Misc. business, prof. and technical serv.	:	:	:	:	:	:	:	678	740	917
274 Legal, account., man., cons. and pub. rel.	:	:	:	:	:	:	:	:	:	:
278 Adv., market res. and polling	:	:	:	:	:	:	:	:	:	:
279 Research and development	:	:	:	:	:	:	:	:	:	:
280 Architect., engin. and other technical	:	:	:	:	:	:	:	418	364	541
281 Agric., mining and on-site processing	:	:	:	:	:	:	:	:	:	:
284 Other	:	:	:	:	:	:	:	39	63	43
285 Serv. between affiliated enterprises, nie	:	:	:	:	:	:	:	221	314	334
287 Personal, cultural and recreational services	:	:	:	:	:	:	:	:	:	:
288 Audio-visual and related services	:	:	:	:	:	:	:	:	:	:
289 Other personal, cultural and recreational	:	:	:	:	:	:	:	:	:	:
291 Government services, n i e	33	42	51	66	34	29	20	24	23	18
<b>982 Services not allocated</b>	:	:	:	:	:	:	:	<b>0</b>	<b>0</b>	<b>0</b>
<b>300 INCOME</b>	<b>2 887</b>	<b>2 441</b>	<b>2 860</b>	<b>2 677</b>	<b>3 496</b>	<b>3 155</b>	<b>3 356</b>	<b>3 738</b>	<b>5 816</b>	<b>4 547</b>
310 Compensation of employees	57	45	34	37	41	38	28	32	34	34
320 Investment Income	2 830	2 396	2 826	2 640	3 455	3 117	3 328	3 706	5 782	4 513
<b>379 CURRENT TRANSFERS</b>	<b>102</b>	<b>89</b>	<b>151</b>	<b>107</b>	<b>101</b>	<b>104</b>	<b>127</b>	<b>116</b>	<b>96</b>	<b>119</b>
<b>993 CURRENT ACCOUNT</b>	:	:	:	:	:	:	:	<b>11 665</b>	<b>14 685</b>	<b>13 883</b>
<b>994 CAPITAL ACCOUNT</b>	:	:	:	:	:	:	:	:	:	:
<b>010 CURRENT + CAPITAL ACCOUNT</b>	:	:	:	:	:	:	:	:	:	:
<b>995 FINANCIAL ACCOUNT</b>	:	:	:	:	:	:	:	:	:	:
<b>998 NET ERRORS AND OMISSIONS</b>	:	:	:	:	:	:	:	:	:	:

14.6.

Reporter: Netherlands

Partner: USA

(Mio ECU)

	1985	1986	1987	1988	1989	1990	1991	1992	1993	1994
	<b>Debit</b>									
<b>100 GOODS</b>	<b>5 574</b>	<b>4 929</b>	<b>4 682</b>	<b>5 308</b>	<b>6 417</b>	<b>6 254</b>	<b>6 546</b>	<b>7 995</b>	<b>8 687</b>	<b>9 123</b>
<b>200 SERVICES</b>	:	:	:	:	:	:	:	<b>4 393</b>	<b>5 100</b>	<b>5 340</b>
<b>205 Transportation</b>	<b>1 567</b>	<b>1 087</b>	<b>939</b>	<b>1 075</b>	<b>1 163</b>	<b>1 191</b>	<b>1 270</b>	<b>1 326</b>	<b>1 410</b>	<b>1 413</b>
206 Sea transport	:	:	:	:	:	:	:	953	956	926
207 Passenger transport on sea	:	:	:	:	:	:	:	5	6	8
208 Freight transport on sea	:	:	:	:	:	:	:	788	769	734
209 Support. auxiliary and other services	:	:	:	:	:	:	:	159	181	184
210 Air transport	:	:	:	:	:	:	:	280	333	363
211 Passenger transport by air	:	:	:	:	:	:	:	142	176	200
212 Freight transport by air	:	:	:	:	:	:	:	16	19	22
213 Supporting, auxiliary and other services	:	:	:	:	:	:	:	122	138	141
214 Other transportation	:	:	:	:	:	:	:	93	120	123
<b>236 Travel</b>	<b>515</b>	<b>533</b>	<b>700</b>	<b>632</b>	<b>710</b>	<b>732</b>	<b>788</b>	<b>971</b>	<b>1 003</b>	<b>1 060</b>
<b>981 Other services</b>	:	:	:	:	:	:	:	<b>2 096</b>	<b>2 688</b>	<b>2 867</b>
245 Communications services	:	:	:	:	:	:	:	31	47	51
249 Construction services	:	:	:	:	:	:	:	19	14	22
253 Insurance services	:	:	:	:	:	:	:	37	43	72
260 Financial services	:	:	:	:	:	:	:	45	57	70
262 Computer and information services	:	:	:	:	:	:	:	:	:	:
266 Royalties and licence fees	:	:	:	:	:	:	:	817	1 201	1 220
268 Other business services	:	:	:	:	:	:	:	1 073	1 284	1 351
269 Merchanting and other trade-related serv.	:	:	:	:	:	:	:	276	303	299
270 Merchanting	:	:	:	:	:	:	:	0	0	0
271 Other trade related services	:	:	:	:	:	:	:	276	303	299
272 Operational leasing	:	:	:	:	:	:	:	49	43	44
273 Misc. business, prof. and technical serv.	:	:	:	:	:	:	:	749	937	1 008
274 Legal, account., man., cons. and pub. rel.	:	:	:	:	:	:	:	:	:	:
278 Adv., market res. and polling	:	:	:	:	:	:	:	:	:	:
279 Research and development	:	:	:	:	:	:	:	:	:	:
280 Architect., engin. and other technical	:	:	:	:	:	:	:	558	626	545
281 Agric., mining and on-site processing	:	:	:	:	:	:	:	:	:	:
284 Other	:	:	:	:	:	:	:	61	69	80
285 Serv. between affiliated enterprises, nie	:	:	:	:	:	:	:	130	241	383
287 Personal, cultural and recreational services	:	:	:	:	:	:	:	:	:	:
288 Audio-visual and related services	:	:	:	:	:	:	:	:	:	:
289 Other personal, cultural and recreational	:	:	:	:	:	:	:	:	:	:
291 Government services, n i e	87	97	63	30	38	42	31	73	41	79
<b>982 Services not allocated</b>	:	:	:	:	:	:	:	<b>0</b>	<b>0</b>	<b>0</b>
<b>300 INCOME</b>	<b>2 826</b>	<b>2 424</b>	<b>2 950</b>	<b>3 312</b>	<b>3 433</b>	<b>3 077</b>	<b>3 263</b>	<b>3 846</b>	<b>4 406</b>	<b>3 812</b>
310 Compensation of employees	52	41	30	30	36	35	44	100	111	85
320 Investment Income	2 774	2 383	2 920	3 282	3 397	3 042	3 219	3 746	4 295	3 727
<b>379 CURRENT TRANSFERS</b>	<b>145</b>	<b>205</b>	<b>149</b>	<b>166</b>	<b>200</b>	<b>204</b>	<b>228</b>	<b>211</b>	<b>207</b>	<b>268</b>
<b>993 CURRENT ACCOUNT</b>	:	:	:	:	:	:	:	<b>16 445</b>	<b>18 401</b>	<b>18 543</b>
<b>994 CAPITAL ACCOUNT</b>	:	:	:	:	:	:	:	:	:	:
<b>010 CURRENT + CAPITAL ACCOUNT</b>	:	:	:	:	:	:	:	:	:	:
<b>995 FINANCIAL ACCOUNT</b>	:	:	:	:	:	:	:	:	:	:
<b>998 NET ERRORS AND OMISSIONS</b>	:	:	:	:	:	:	:	:	:	:

## 14.6.

Reporter: Netherlands

Partner: USA

	(Mio ECU)									
	1985	1986	1987	1988	1989	1990	1991	1992	1993	1994
	<b>Net</b>									
<b>100 GOODS</b>	<b>-1 331</b>	<b>-1 523</b>	<b>-1 578</b>	<b>-1 878</b>	<b>-2 590</b>	<b>-2 629</b>	<b>-2 923</b>	<b>-3 619</b>	<b>-3 903</b>	<b>-4 438</b>
<b>200 SERVICES</b>	:	:	:	:	:	:	:	<b>-959</b>	<b>-1 111</b>	<b>-808</b>
<b>205 Transportation</b>	<b>6</b>	<b>116</b>	<b>176</b>	<b>45</b>	<b>205</b>	<b>152</b>	<b>195</b>	<b>151</b>	<b>215</b>	<b>435</b>
206 Sea transport	:	:	:	:	:	:	:	-385	-388	-293
207 Passenger transport on sea	:	:	:	:	:	:	:	-4	-5	-7
208 Freight transport on sea	:	:	:	:	:	:	:	-314	-304	-219
209 Support. auxiliary and other services	:	:	:	:	:	:	:	-67	-79	-68
210 Air transport	:	:	:	:	:	:	:	416	440	486
211 Passenger transport by air	:	:	:	:	:	:	:	299	316	335
212 Freight transport by air	:	:	:	:	:	:	:	95	103	112
213 Supporting, auxiliary and other services	:	:	:	:	:	:	:	22	20	40
214 Other transportation	:	:	:	:	:	:	:	121	163	242
<b>236 Travel</b>	<b>26</b>	<b>-83</b>	<b>-279</b>	<b>-216</b>	<b>-251</b>	<b>-358</b>	<b>-287</b>	<b>-367</b>	<b>-300</b>	<b>-387</b>
<b>981 Other services</b>	:	:	:	:	:	:	:	<b>-743</b>	<b>-1 026</b>	<b>-855</b>
245 Communications services	:	:	:	:	:	:	:	22	24	94
249 Construction services	:	:	:	:	:	:	:	-	16	37
253 Insurance services	:	:	:	:	:	:	:	-37	-43	-72
260 Financial services	:	:	:	:	:	:	:	-5	-12	-25
262 Computer and information services	:	:	:	:	:	:	:	:	:	:
266 Royalties and licence fees	:	:	:	:	:	:	:	-604	-870	-862
268 Other business services	:	:	:	:	:	:	:	-69	-122	35
269 Merchanting and other trade-related serv.	:	:	:	:	:	:	:	20	72	107
270 Merchanting	:	:	:	:	:	:	:	48	94	111
271 Other trade related services	:	:	:	:	:	:	:	-28	-22	-4
272 Operational leasing	:	:	:	:	:	:	:	-18	3	19
273 Misc. business, prof. and technical serv.	:	:	:	:	:	:	:	-71	-197	-91
274 Legal, account., man., cons. and pub. rel.	:	:	:	:	:	:	:	:	:	:
278 Adv., market res. and polling	:	:	:	:	:	:	:	:	:	:
279 Research and development	:	:	:	:	:	:	:	:	:	:
280 Architect., engin. and other technical	:	:	:	:	:	:	:	-141	-263	-5
281 Agric., mining and on-site processing	:	:	:	:	:	:	:	:	:	:
284 Other	:	:	:	:	:	:	:	-22	-6	-37
285 Serv. between affiliated enterprises, nie	:	:	:	:	:	:	:	91	72	-50
287 Personal, cultural and recreational services	:	:	:	:	:	:	:	:	:	:
288 Audio-visual and related services	:	:	:	:	:	:	:	:	:	:
289 Other personal, cultural and recreational	:	:	:	:	:	:	:	:	:	:
291 Government services, n i e	-54	-55	-12	36	-4	-13	-11	-49	-18	-61
<b>982 Services not allocated</b>	:	:	:	:	:	:	:	<b>0</b>	<b>0</b>	<b>0</b>
<b>300 INCOME</b>	<b>61</b>	<b>17</b>	<b>-90</b>	<b>-635</b>	<b>63</b>	<b>78</b>	<b>93</b>	<b>-108</b>	<b>1 410</b>	<b>735</b>
310 Compensation of employees	5	4	4	7	5	3	-16	-68	-78	-51
320 Investment Income	56	13	-94	-642	58	75	109	-40	1 488	786
<b>379 CURRENT TRANSFERS</b>	<b>-43</b>	<b>-116</b>	<b>2</b>	<b>-59</b>	<b>-99</b>	<b>-100</b>	<b>-101</b>	<b>-95</b>	<b>-112</b>	<b>-150</b>
<b>993 CURRENT ACCOUNT</b>	:	:	:	:	:	:	:	<b>-4 781</b>	<b>-3 716</b>	<b>-4 660</b>
<b>994 CAPITAL ACCOUNT</b>	:	:	:	:	:	:	:	:	:	:
<b>010 CURRENT + CAPITAL ACCOUNT</b>	:	:	:	:	:	:	:	:	:	:
<b>995 FINANCIAL ACCOUNT</b>	:	:	:	:	:	:	:	:	:	:
<b>998 NET ERRORS AND OMISSIONS</b>	:	:	:	:	:	:	:	:	:	:

14.6.

Reporter: Netherlands

Partner: USA

	<i>(in %)</i>									
	1985	1986	1987	1988	1989	1990	1991	1992	1993	1994
	<b>Cover ratio</b>									
<b>100 GOODS</b>	<b>76</b>	<b>69</b>	<b>66</b>	<b>65</b>	<b>60</b>	<b>58</b>	<b>55</b>	<b>55</b>	<b>55</b>	<b>51</b>
<b>200 SERVICES</b>	:	:	:	:	:	:	:	<b>78</b>	<b>78</b>	<b>85</b>
<b>205 Transportation</b>	<b>100</b>	<b>111</b>	<b>119</b>	<b>104</b>	<b>118</b>	<b>113</b>	<b>115</b>	<b>111</b>	<b>115</b>	<b>131</b>
206 Sea transport	:	:	:	:	:	:	:	60	59	68
207 Passenger transport on sea	:	:	:	:	:	:	:	24	21	19
208 Freight transport on sea	:	:	:	:	:	:	:	60	61	70
209 Support. auxiliary and other services	:	:	:	:	:	:	:	58	56	63
210 Air transport	:	:	:	:	:	:	:	249	232	234
211 Passenger transport by air	:	:	:	:	:	:	:	310	280	267
212 Freight transport by air	:	:	:	:	:	:	:	697	636	602
213 Supporting, auxiliary and other services	:	:	:	:	:	:	:	118	114	128
214 Other transportation	:	:	:	:	:	:	:	230	236	296
<b>236 Travel</b>	<b>105</b>	<b>84</b>	<b>60</b>	<b>66</b>	<b>65</b>	<b>51</b>	<b>64</b>	<b>62</b>	<b>70</b>	<b>63</b>
<b>981 Other services</b>	:	:	:	:	:	:	:	<b>65</b>	<b>62</b>	<b>70</b>
245 Communications services	:	:	:	:	:	:	:	170	150	282
249 Construction services	:	:	:	:	:	:	:	100	210	268
253 Insurance services	:	:	:	:	:	:	:	:	:	:
260 Financial services	:	:	:	:	:	:	:	88	79	64
262 Computer and information services	:	:	:	:	:	:	:	:	:	:
266 Royalties and licence fees	:	:	:	:	:	:	:	26	27	29
268 Other business services	:	:	:	:	:	:	:	94	90	103
269 Merchanting and other trade-related serv.	:	:	:	:	:	:	:	107	124	136
270 Merchanting	:	:	:	:	:	:	:	:	:	:
271 Other trade related services	:	:	:	:	:	:	:	90	93	99
272 Operational leasing	:	:	:	:	:	:	:	63	106	143
273 Misc. business, prof. and technical serv.	:	:	:	:	:	:	:	91	79	91
274 Legal, account., man., cons. and pub. rel.	:	:	:	:	:	:	:	:	:	:
278 Adv., market res. and polling	:	:	:	:	:	:	:	:	:	:
279 Research and development	:	:	:	:	:	:	:	:	:	:
280 Architect., engin. and other technical	:	:	:	:	:	:	:	75	58	99
281 Agric., mining and on-site processing	:	:	:	:	:	:	:	:	:	:
284 Other	:	:	:	:	:	:	:	64	91	54
285 Serv. between affiliated enterprises, nie	:	:	:	:	:	:	:	170	130	87
287 Personal, cultural and recreational services	:	:	:	:	:	:	:	:	:	:
288 Audio-visual and related services	:	:	:	:	:	:	:	:	:	:
289 Other personal, cultural and recreational	:	:	:	:	:	:	:	:	:	:
291 Government services, n i e	38	43	81	220	89	69	65	33	55	23
<b>982 Services not allocated</b>	:	:	:	:	:	:	:	:	:	:
<b>300 INCOME</b>	<b>102</b>	<b>101</b>	<b>97</b>	<b>81</b>	<b>102</b>	<b>103</b>	<b>103</b>	<b>97</b>	<b>132</b>	<b>119</b>
310 Compensation of employees	110	110	113	123	114	109	64	32	30	40
320 Investment Income	102	101	97	80	102	102	103	99	135	121
<b>379 CURRENT TRANSFERS</b>	<b>70</b>	<b>43</b>	<b>101</b>	<b>64</b>	<b>51</b>	<b>51</b>	<b>56</b>	<b>55</b>	<b>46</b>	<b>44</b>
<b>993 CURRENT ACCOUNT</b>	:	:	:	:	:	:	:	<b>71</b>	<b>80</b>	<b>75</b>
<b>994 CAPITAL ACCOUNT</b>	:	:	:	:	:	:	:	:	:	:
<b>010 CURRENT + CAPITAL ACCOUNT</b>	:	:	:	:	:	:	:	:	:	:
<b>995 FINANCIAL ACCOUNT</b>	.	.	.	.	.	.	.	.	.	.
<b>998 NET ERRORS AND OMISSIONS</b>	.	.	.	.	.	.	.	.	.	.

**14.7.**
**Reporter: Netherlands**
**Partner: Japan**

(Mio ECU)

	1985	1986	1987	1988	1989	1990	1991	1992	1993	1994
	<b>Credit</b>									
<b>100 GOODS</b>	<b>484</b>	<b>573</b>	<b>620</b>	<b>792</b>	<b>950</b>	<b>854</b>	<b>966</b>	<b>973</b>	<b>1 133</b>	<b>1 216</b>
<b>200 SERVICES</b>	:	:	:	:	:	:	:	<b>685</b>	<b>852</b>	<b>929</b>
<b>205 Transportation</b>	<b>279</b>	<b>207</b>	<b>187</b>	<b>191</b>	<b>213</b>	<b>215</b>	<b>176</b>	<b>350</b>	<b>418</b>	<b>406</b>
206 Sea transport	:	:	:	:	:	:	:	148	168	156
207 Passenger transport on sea	:	:	:	:	:	:	:	0	0	0
208 Freight transport on sea	:	:	:	:	:	:	:	126	141	130
209 Support. auxiliary and other services	:	:	:	:	:	:	:	22	26	25
210 Air transport	:	:	:	:	:	:	:	157	204	199
211 Passenger transport by air	:	:	:	:	:	:	:	98	131	128
212 Freight transport by air	:	:	:	:	:	:	:	25	33	32
213 Supporting, auxiliary and other services	:	:	:	:	:	:	:	34	40	39
214 Other transportation	:	:	:	:	:	:	:	45	46	51
<b>236 Travel</b>	<b>5</b>	<b>10</b>	<b>12</b>	<b>18</b>	<b>16</b>	<b>48</b>	<b>26</b>	<b>32</b>	<b>48</b>	<b>66</b>
<b>981 Other services</b>	:	:	:	:	:	:	:	<b>303</b>	<b>386</b>	<b>456</b>
245 Communications services	:	:	:	:	:	:	:	2	4	4
249 Construction services	:	:	:	:	:	:	:	2	1	3
253 Insurance services	:	:	:	:	:	:	:	0	0	0
260 Financial services	:	:	:	:	:	:	:	9	6	10
262 Computer and information services	:	:	:	:	:	:	:	:	:	:
266 Royalties and licence fees	:	:	:	:	:	:	:	143	198	199
268 Other business services	:	:	:	:	:	:	:	145	171	237
269 Merchunting and other trade-related serv.	:	:	:	:	:	:	:	77	83	117
270 Merchunting	:	:	:	:	:	:	:	8	12	32
271 Other trade related services	:	:	:	:	:	:	:	69	71	85
272 Operational leasing	:	:	:	:	:	:	:	0	3	3
273 Misc. business, prof. and technical serv.	:	:	:	:	:	:	:	68	86	117
274 Legal, account., man., cons. and pub. rel.	:	:	:	:	:	:	:	:	:	:
278 Adv., market res. and polling	:	:	:	:	:	:	:	:	:	:
279 Research and development	:	:	:	:	:	:	:	:	:	:
280 Architect., engin. and other technical	:	:	:	:	:	:	:	43	47	68
281 Agric., mining and on-site processing	:	:	:	:	:	:	:	:	:	:
284 Other	:	:	:	:	:	:	:	4	10	7
285 Serv. between affiliated enterprises, nie	:	:	:	:	:	:	:	21	29	41
287 Personal, cultural and recreational services	:	:	:	:	:	:	:	:	:	:
288 Audio-visual and related services	:	:	:	:	:	:	:	:	:	:
289 Other personal, cultural and recreational	:	:	:	:	:	:	:	:	:	:
291 Government services, n i e	2	2	3	3	3	1	2	2	6	4
<b>982 Services not allocated</b>	:	:	:	:	:	:	:	<b>0</b>	<b>0</b>	<b>0</b>
<b>300 INCOME</b>	<b>178</b>	<b>178</b>	<b>314</b>	<b>516</b>	<b>880</b>	<b>1 271</b>	<b>1 298</b>	<b>920</b>	<b>803</b>	<b>726</b>
310 Compensation of employees	2	3	5	6	7	5	7	4	6	7
320 Investment Income	176	175	309	510	873	1 266	1 291	917	797	719
<b>379 CURRENT TRANSFERS</b>	<b>3</b>	<b>4</b>	<b>6</b>	<b>9</b>	<b>10</b>	<b>10</b>	<b>21</b>	<b>18</b>	<b>16</b>	<b>14</b>
<b>993 CURRENT ACCOUNT</b>	:	:	:	:	:	:	:	<b>2 596</b>	<b>2 805</b>	<b>2 885</b>
<b>994 CAPITAL ACCOUNT</b>	:	:	:	:	:	:	:	:	:	:
<b>010 CURRENT + CAPITAL ACCOUNT</b>	:	:	:	:	:	:	:	:	:	:
<b>995 FINANCIAL ACCOUNT</b>	:	:	:	:	:	:	:	:	:	:
<b>998 NET ERRORS AND OMISSIONS</b>	:	:	:	:	:	:	:	:	:	:



14.7.

Reporter: Netherlands

Partner: Japan

	(Mio ECU)									
	1985	1986	1987	1988	1989	1990	1991	1992	1993	1994
	<b>Debit</b>									
<b>100 GOODS</b>	<b>1 863</b>	<b>2 291</b>	<b>2 441</b>	<b>2 546</b>	<b>2 703</b>	<b>2 953</b>	<b>3 466</b>	<b>5 268</b>	<b>4 546</b>	<b>4 589</b>
<b>200 SERVICES</b>	:	:	:	:	:	:	:	<b>510</b>	<b>506</b>	<b>546</b>
<b>205 Transportation</b>	<b>224</b>	<b>200</b>	<b>197</b>	<b>208</b>	<b>213</b>	<b>225</b>	<b>231</b>	<b>338</b>	<b>377</b>	<b>371</b>
206 Sea transport	:	:	:	:	:	:	:	264	295	272
207 Passenger transport on sea	:	:	:	:	:	:	:	1	1	2
208 Freight transport on sea	:	:	:	:	:	:	:	231	255	227
209 Support. auxiliary and other services	:	:	:	:	:	:	:	32	39	43
210 Air transport	:	:	:	:	:	:	:	70	70	75
211 Passenger transport by air	:	:	:	:	:	:	:	41	36	38
212 Freight transport by air	:	:	:	:	:	:	:	4	4	4
213 Supporting, auxiliary and other services	:	:	:	:	:	:	:	24	29	33
214 Other transportation	:	:	:	:	:	:	:	4	13	24
<b>236 Travel</b>	<b>5</b>	<b>7</b>	<b>6</b>	<b>11</b>	<b>11</b>	<b>5</b>	<b>6</b>	<b>11</b>	<b>13</b>	<b>11</b>
<b>981 Other services</b>	:	:	:	:	:	:	:	<b>161</b>	<b>116</b>	<b>165</b>
245 Communications services	:	:	:	:	:	:	:	4	1	3
249 Construction services	:	:	:	:	:	:	:	1	1	1
253 Insurance services	:	:	:	:	:	:	:	-4	-42	-4
260 Financial services	:	:	:	:	:	:	:	6	11	11
262 Computer and information services	:	:	:	:	:	:	:	:	:	:
266 Royalties and licence fees	:	:	:	:	:	:	:	30	30	15
268 Other business services	:	:	:	:	:	:	:	115	108	132
269 Merchunting and other trade-related serv.	:	:	:	:	:	:	:	58	60	63
270 Merchunting	:	:	:	:	:	:	:	0	0	0
271 Other trade related services	:	:	:	:	:	:	:	58	60	63
272 Operational leasing	:	:	:	:	:	:	:	6	3	10
273 Misc. business, prof. and technical serv.	:	:	:	:	:	:	:	52	44	59
274 Legal, account., man., cons. and pub. rel.	:	:	:	:	:	:	:	:	:	:
278 Adv., market res. and polling	:	:	:	:	:	:	:	:	:	:
279 Research and development	:	:	:	:	:	:	:	:	:	:
280 Architect., engin. and other technical	:	:	:	:	:	:	:	25	25	30
281 Agric., mining and on-site processing	:	:	:	:	:	:	:	:	:	:
284 Other	:	:	:	:	:	:	:	5	11	9
285 Serv. between affiliated enterprises, nie	:	:	:	:	:	:	:	22	9	20
287 Personal, cultural and recreational services	:	:	:	:	:	:	:	:	:	:
288 Audio-visual and related services	:	:	:	:	:	:	:	:	:	:
289 Other personal, cultural and recreational	:	:	:	:	:	:	:	:	:	:
291 Government services, n i e	5	5	6	5	6	12	6	9	7	6
<b>982 Services not allocated</b>	:	:	:	:	:	:	:	<b>0</b>	<b>0</b>	<b>0</b>
<b>300 INCOME</b>	<b>51</b>	<b>105</b>	<b>139</b>	<b>158</b>	<b>284</b>	<b>366</b>	<b>484</b>	<b>432</b>	<b>285</b>	<b>339</b>
310 Compensation of employees	2	5	6	8	7	6	6	16	20	19
320 Investment Income	49	100	133	150	277	360	478	416	264	320
<b>379 CURRENT TRANSFERS</b>	<b>4</b>	<b>5</b>	<b>6</b>	<b>9</b>	<b>6</b>	<b>5</b>	<b>9</b>	<b>7</b>	<b>7</b>	<b>12</b>
<b>993 CURRENT ACCOUNT</b>	:	:	:	:	:	:	:	<b>6 218</b>	<b>5 343</b>	<b>5 485</b>
<b>994 CAPITAL ACCOUNT</b>	:	:	:	:	:	:	:	:	:	:
<b>010 CURRENT + CAPITAL ACCOUNT</b>	:	:	:	:	:	:	:	:	:	:
<b>995 FINANCIAL ACCOUNT</b>	:	:	:	:	:	:	:	:	:	:
<b>998 NET ERRORS AND OMISSIONS</b>	:	:	:	:	:	:	:	:	:	:

## 14.7.

Reporter: Netherlands

Partner: Japan

(Mio ECU)

	1985	1986	1987	1988	1989	1990	1991	1992	1993	1994
	<b>Net</b>									
<b>100 GOODS</b>	<b>-1 379</b>	<b>-1 718</b>	<b>-1 821</b>	<b>-1 754</b>	<b>-1 753</b>	<b>-2 099</b>	<b>-2 500</b>	<b>-4 295</b>	<b>-3 412</b>	<b>-3 373</b>
<b>200 SERVICES</b>	:	:	:	:	:	:	:	<b>176</b>	<b>345</b>	<b>383</b>
<b>205 Transportation</b>	<b>55</b>	<b>7</b>	<b>-10</b>	<b>-17</b>	<b>0</b>	<b>-10</b>	<b>-55</b>	<b>13</b>	<b>41</b>	<b>36</b>
206 Sea transport	:	:	:	:	:	:	:	-116	-127	-116
207 Passenger transport on sea	:	:	:	:	:	:	:	-1	-1	-2
208 Freight transport on sea	:	:	:	:	:	:	:	-105	-114	-96
209 Support. auxiliary and other services	:	:	:	:	:	:	:	-10	-12	-18
210 Air transport	:	:	:	:	:	:	:	88	134	124
211 Passenger transport by air	:	:	:	:	:	:	:	58	94	90
212 Freight transport by air	:	:	:	:	:	:	:	20	29	28
213 Supporting, auxiliary and other services	:	:	:	:	:	:	:	10	11	6
214 Other transportation	:	:	:	:	:	:	:	41	34	28
<b>236 Travel</b>	<b>0</b>	<b>3</b>	<b>6</b>	<b>7</b>	<b>5</b>	<b>43</b>	<b>20</b>	<b>21</b>	<b>34</b>	<b>55</b>
<b>981 Other services</b>	:	:	:	:	:	:	:	<b>142</b>	<b>270</b>	<b>291</b>
245 Communications services	:	:	:	:	:	:	:	-1	3	1
249 Construction services	:	:	:	:	:	:	:	1	0	2
253 Insurance services	:	:	:	:	:	:	:	4	42	4
260 Financial services	:	:	:	:	:	:	:	3	-4	-1
262 Computer and information services	:	:	:	:	:	:	:	:	:	:
266 Royalties and licence fees	:	:	:	:	:	:	:	113	168	183
268 Other business services	:	:	:	:	:	:	:	30	63	105
269 Merchating and other trade-related serv.	:	:	:	:	:	:	:	19	23	54
270 Merchating	:	:	:	:	:	:	:	8	12	32
271 Other trade related services	:	:	:	:	:	:	:	11	11	22
272 Operational leasing	:	:	:	:	:	:	:	-5	-	-6
273 Misc. business, prof. and technical serv.	:	:	:	:	:	:	:	16	41	57
274 Legal, account., man., cons. and pub. rel.	:	:	:	:	:	:	:	:	:	:
278 Adv., market res. and polling	:	:	:	:	:	:	:	:	:	:
279 Research and development	:	:	:	:	:	:	:	:	:	:
280 Architect., engin. and other technical	:	:	:	:	:	:	:	18	22	38
281 Agric., mining and on-site processing	:	:	:	:	:	:	:	:	:	:
284 Other	:	:	:	:	:	:	:	-1	-	-1
285 Serv. between affiliated enterprises, nie	:	:	:	:	:	:	:	-1	20	21
287 Personal, cultural and recreational services	:	:	:	:	:	:	:	:	:	:
288 Audio-visual and related services	:	:	:	:	:	:	:	:	:	:
289 Other personal, cultural and recreational	:	:	:	:	:	:	:	:	:	:
291 Government services, n i e	-3	-3	-3	-2	-3	-11	-4	-7	-2	-2
<b>982 Services not allocated</b>	:	:	:	:	:	:	:	<b>0</b>	<b>0</b>	<b>0</b>
<b>300 INCOME</b>	<b>127</b>	<b>73</b>	<b>175</b>	<b>358</b>	<b>596</b>	<b>905</b>	<b>814</b>	<b>488</b>	<b>519</b>	<b>387</b>
310 Compensation of employees	0	-2	-1	-2	0	-1	1	-12	-14	-12
320 Investment Income	127	75	176	360	596	906	813	500	532	399
<b>379 CURRENT TRANSFERS</b>	<b>-1</b>	<b>-1</b>	<b>0</b>	<b>0</b>	<b>4</b>	<b>5</b>	<b>12</b>	<b>10</b>	<b>9</b>	<b>2</b>
<b>993 CURRENT ACCOUNT</b>	:	:	:	:	:	:	:	<b>-3 621</b>	<b>-2 539</b>	<b>-2 601</b>
<b>994 CAPITAL ACCOUNT</b>	:	:	:	:	:	:	:	:	:	:
<b>010 CURRENT + CAPITAL ACCOUNT</b>	:	:	:	:	:	:	:	:	:	:
<b>995 FINANCIAL ACCOUNT</b>	:	:	:	:	:	:	:	:	:	:
<b>998 NET ERRORS AND OMISSIONS</b>	:	:	:	:	:	:	:	:	:	:

14.7.

Reporter: Netherlands

Partner: Japan

	(in %)									
	1985	1986	1987	1988	1989	1990	1991	1992	1993	1994
	<b>Cover ratio</b>									
<b>100 GOODS</b>	<b>26</b>	<b>25</b>	<b>25</b>	<b>31</b>	<b>35</b>	<b>29</b>	<b>28</b>	<b>18</b>	<b>25</b>	<b>26</b>
<b>200 SERVICES</b>	:	:	:	:	:	:	:	<b>134</b>	<b>168</b>	<b>170</b>
<b>205 Transportation</b>	<b>125</b>	<b>104</b>	<b>95</b>	<b>92</b>	<b>100</b>	<b>96</b>	<b>76</b>	<b>104</b>	<b>111</b>	<b>110</b>
206 Sea transport	:	:	:	:	:	:	:	56	57	57
207 Passenger transport on sea	:	:	:	:	:	:	:	28	25	18
208 Freight transport on sea	:	:	:	:	:	:	:	54	55	57
209 Support. auxiliary and other services	:	:	:	:	:	:	:	69	68	59
210 Air transport	:	:	:	:	:	:	:	225	292	265
211 Passenger transport by air	:	:	:	:	:	:	:	240	359	337
212 Freight transport by air	:	:	:	:	:	:	:	560	789	767
213 Supporting, auxiliary and other services	:	:	:	:	:	:	:	140	138	119
214 Other transportation	:	:	:	:	:	:	:	1 083	369	216
<b>236 Travel</b>	<b>100</b>	<b>143</b>	<b>200</b>	<b>164</b>	<b>145</b>	<b>960</b>	<b>433</b>	<b>292</b>	<b>371</b>	<b>622</b>
<b>981 Other services</b>	:	:	:	:	:	:	:	<b>188</b>	<b>334</b>	<b>277</b>
245 Communications services	:	:	:	:	:	:	:	62	300	129
249 Construction services	:	:	:	:	:	:	:	167	100	:
253 Insurance services	:	:	:	:	:	:	:	:	:	:
260 Financial services	:	:	:	:	:	:	:	154	61	91
262 Computer and information services	:	:	:	:	:	:	:	:	:	:
266 Royalties and licence fees	:	:	:	:	:	:	:	478	662	1 341
268 Other business services	:	:	:	:	:	:	:	126	159	179
269 Merchating and other trade-related serv.	:	:	:	:	:	:	:	134	138	186
270 Merchating	:	:	:	:	:	:	:	:	:	:
271 Other trade related services	:	:	:	:	:	:	:	120	118	135
272 Operational leasing	:	:	:	:	:	:	:	8	86	32
273 Misc. business, prof. and technical serv.	:	:	:	:	:	:	:	131	194	198
274 Legal, account., man., cons. and pub. rel.	:	:	:	:	:	:	:	:	:	:
278 Adv., market res. and polling	:	:	:	:	:	:	:	:	:	:
279 Research and development	:	:	:	:	:	:	:	:	:	:
280 Architect., engin. and other technical	:	:	:	:	:	:	:	172	189	225
281 Agric., mining and on-site processing	:	:	:	:	:	:	:	:	:	:
284 Other	:	:	:	:	:	:	:	73	91	84
285 Serv. between affiliated enterprises, nie	:	:	:	:	:	:	:	96	326	202
287 Personal, cultural and recreational services	:	:	:	:	:	:	:	:	:	:
288 Audio-visual and related services	:	:	:	:	:	:	:	:	:	:
289 Other personal, cultural and recreational	:	:	:	:	:	:	:	:	:	:
291 Government services, n i e	40	40	50	60	50	8	33	19	75	57
<b>982 Services not allocated</b>	:	:	:	:	:	:	:	:	:	:
<b>300 INCOME</b>	<b>349</b>	<b>170</b>	<b>226</b>	<b>327</b>	<b>310</b>	<b>347</b>	<b>268</b>	<b>213</b>	<b>282</b>	<b>214</b>
310 Compensation of employees	100	60	83	75	100	83	117	22	30	37
320 Investment Income	359	175	232	340	315	352	270	220	302	225
<b>379 CURRENT TRANSFERS</b>	<b>75</b>	<b>80</b>	<b>100</b>	<b>100</b>	<b>167</b>	<b>200</b>	<b>233</b>	<b>235</b>	<b>233</b>	<b>119</b>
<b>993 CURRENT ACCOUNT</b>	:	:	:	:	:	:	:	<b>42</b>	<b>52</b>	<b>53</b>
<b>994 CAPITAL ACCOUNT</b>	:	:	:	:	:	:	:	:	:	:
<b>010 CURRENT + CAPITAL ACCOUNT</b>	:	:	:	:	:	:	:	:	:	:
<b>995 FINANCIAL ACCOUNT</b>	.	.	.	.	.	.	.	.	.	.
<b>998 NET ERRORS AND OMISSIONS</b>	.	.	.	.	.	.	.	.	.	.

## 15.1.

Reporter: Austria

Partner: World

(Mio ECU)

	1985	1986	1987	1988	1989	1990	1991	1992	1993	1994
	<b>Credit</b>									
100 GOODS	:	:	:	:	:	:	:	33 505	33 568	37 113
200 SERVICES	:	:	:	:	:	:	:	22 269	24 263	24 952
205 Transportation	:	:	:	:	:	:	:	1 820	2 002	2 191
206 Sea transport	:	:	:	:	:	:	:	:	:	:
207 Passenger transport on sea	:	:	:	:	:	:	:	:	:	:
208 Freight transport on sea	:	:	:	:	:	:	:	:	:	:
209 Support. auxiliary and other services	:	:	:	:	:	:	:	:	:	:
210 Air transport	:	:	:	:	:	:	:	:	:	:
211 Passenger transport by air	:	:	:	:	:	:	:	:	:	:
212 Freight transport by air	:	:	:	:	:	:	:	:	:	:
213 Supporting, auxiliary and other services	:	:	:	:	:	:	:	:	:	:
214 Other transportation	:	:	:	:	:	:	:	:	:	:
236 Travel	:	:	:	:	:	:	:	11 228	11 562	11 092
981 Other services	:	:	:	:	:	:	:	9 221	10 699	11 668
245 Communications services	:	:	:	:	:	:	:	16	17	20
249 Construction services	:	:	:	:	:	:	:	546	502	697
253 Insurance services	:	:	:	:	:	:	:	404	448	455
260 Financial services	:	:	:	:	:	:	:	1 034	1 303	1 239
262 Computer and information services	:	:	:	:	:	:	:	:	:	:
266 Royalties and licence fees	:	:	:	:	:	:	:	95	101	109
268 Other business services	:	:	:	:	:	:	:	6 720	7 881	8 569
269 Merchating and other trade-related serv.	:	:	:	:	:	:	:	1 420	1 648	1 573
270 Merchating	:	:	:	:	:	:	:	:	:	:
271 Other trade related services	:	:	:	:	:	:	:	:	:	:
272 Operational leasing	:	:	:	:	:	:	:	288	355	348
273 Misc. business, prof. and technical serv.	:	:	:	:	:	:	:	5 012	5 878	6 647
274 Legal, account., man., cons. and pub. rel.	:	:	:	:	:	:	:	:	:	:
278 Adv., market res. and polling	:	:	:	:	:	:	:	:	:	:
279 Research and development	:	:	:	:	:	:	:	:	:	:
280 Architect., engin. and other technical	:	:	:	:	:	:	:	:	:	:
281 Agric., mining and on-site processing	:	:	:	:	:	:	:	:	:	:
284 Other	:	:	:	:	:	:	:	:	:	:
285 Serv. between affiliated enterprises, nie	:	:	:	:	:	:	:	:	:	:
287 Personal, cultural and recreational services	:	:	:	:	:	:	:	87	110	137
288 Audio-visual and related services	:	:	:	:	:	:	:	:	:	:
289 Other personal, cultural and recreational	:	:	:	:	:	:	:	:	:	:
291 Government services, n i e	:	:	:	:	:	:	:	319	339	442
982 Services not allocated	:	:	:	:	:	:	:	0	0	0
300 INCOME	:	:	:	:	:	:	:	7 155	7 827	7 436
310 Compensation of employees	:	:	:	:	:	:	:	629	657	710
320 Investment Income	:	:	:	:	:	:	:	6 526	7 170	6 726
379 CURRENT TRANSFERS	:	:	:	:	:	:	:	1 199	1 289	1 704
993 CURRENT ACCOUNT	:	:	:	:	:	:	:	:	:	:
994 CAPITAL ACCOUNT	:	:	:	:	:	:	:	:	:	:
010 CURRENT + CAPITAL ACCOUNT	:	:	:	:	:	:	:	64 128	66 947	71 204
995 FINANCIAL ACCOUNT	:	:	:	:	:	:	:	:	:	:
998 NET ERRORS AND OMISSIONS	:	:	:	:	:	:	:	:	:	:

15.1.

Reporter: Austria

Partner: World

	(Mio ECU)									
	1985	1986	1987	1988	1989	1990	1991	1992	1993	1994
	<b>Debit</b>									
<b>100 GOODS</b>	:	:	:	:	:	:	:	41 404	41 274	46 037
<b>200 SERVICES</b>	:	:	:	:	:	:	:	13 216	15 792	16 606
<b>205 Transportation</b>	:	:	:	:	:	:	:	0	0	0
206 Sea transport	:	:	:	:	:	:	:	:	:	:
207 Passenger transport on sea	:	:	:	:	:	:	:	:	:	:
208 Freight transport on sea	:	:	:	:	:	:	:	:	:	:
209 Support. auxiliary and other services	:	:	:	:	:	:	:	:	:	:
210 Air transport	:	:	:	:	:	:	:	:	:	:
211 Passenger transport by air	:	:	:	:	:	:	:	:	:	:
212 Freight transport by air	:	:	:	:	:	:	:	:	:	:
213 Supporting, auxiliary and other services	:	:	:	:	:	:	:	:	:	:
214 Other transportation	:	:	:	:	:	:	:	:	:	:
<b>236 Travel</b>	:	:	:	:	:	:	:	6 488	7 053	7 929
<b>981 Other services</b>	:	:	:	:	:	:	:	6 729	8 739	8 677
245 Communications services	:	:	:	:	:	:	:	23	77	41
249 Construction services	:	:	:	:	:	:	:	317	345	422
253 Insurance services	:	:	:	:	:	:	:	494	532	536
260 Financial services	:	:	:	:	:	:	:	1 170	1 298	1 435
262 Computer and information services	:	:	:	:	:	:	:	:	:	:
266 Royalties and licence fees	:	:	:	:	:	:	:	324	357	383
268 Other business services	:	:	:	:	:	:	:	4 204	5 927	5 610
269 Merchating and other trade-related serv.	:	:	:	:	:	:	:	936	834	816
270 Merchating	:	:	:	:	:	:	:	:	:	:
271 Other trade related services	:	:	:	:	:	:	:	:	:	:
272 Operational leasing	:	:	:	:	:	:	:	107	108	95
273 Misc. business, prof. and technical serv.	:	:	:	:	:	:	:	3 161	4 985	4 698
274 Legal, account., man., cons. and pub. rel.	:	:	:	:	:	:	:	:	:	:
278 Adv., market res. and polling	:	:	:	:	:	:	:	:	:	:
279 Research and development	:	:	:	:	:	:	:	:	:	:
280 Architect., engin. and other technical	:	:	:	:	:	:	:	:	:	:
281 Agric., mining and on-site processing	:	:	:	:	:	:	:	:	:	:
284 Other	:	:	:	:	:	:	:	:	:	:
285 Serv. between affiliated enterprises, nie	:	:	:	:	:	:	:	:	:	:
287 Personal, cultural and recreational services	:	:	:	:	:	:	:	111	113	124
288 Audio-visual and related services	:	:	:	:	:	:	:	:	:	:
289 Other personal, cultural and recreational	:	:	:	:	:	:	:	:	:	:
291 Government services, n i e	:	:	:	:	:	:	:	86	89	126
<b>982 Services not allocated</b>	:	:	:	:	:	:	:	0	0	0
<b>300 INCOME</b>	:	:	:	:	:	:	:	7 605	8 263	7 770
310 Compensation of employees	:	:	:	:	:	:	:	159	247	245
320 Investment Income	:	:	:	:	:	:	:	7 447	8 017	7 525
<b>379 CURRENT TRANSFERS</b>	:	:	:	:	:	:	:	2 017	2 222	2 314
<b>993 CURRENT ACCOUNT</b>	:	:	:	:	:	:	:	:	:	:
<b>994 CAPITAL ACCOUNT</b>	:	:	:	:	:	:	:	:	:	:
<b>010 CURRENT + CAPITAL ACCOUNT</b>	:	:	:	:	:	:	:	64 243	67 552	72 727
<b>995 FINANCIAL ACCOUNT</b>	:	:	:	:	:	:	:	:	:	:
<b>998 NET ERRORS AND OMISSIONS</b>	:	:	:	:	:	:	:	:	:	:

## 15.1.

Reporter: Austria

Partner: World

(Mio ECU)

	1985	1986	1987	1988	1989	1990	1991	1992	1993	1994
	<b>Net</b>									
<b>100 GOODS</b>	:	:	:	:	:	:	:	-7 900	-7 706	-8 924
<b>200 SERVICES</b>	:	:	:	:	:	:	:	9 052	8 471	8 346
<b>205 Transportation</b>	:	:	:	:	:	:	:	1 820	2 002	2 191
206 Sea transport	:	:	:	:	:	:	:	:	:	:
207 Passenger transport on sea	:	:	:	:	:	:	:	:	:	:
208 Freight transport on sea	:	:	:	:	:	:	:	:	:	:
209 Support. auxiliary and other services	:	:	:	:	:	:	:	:	:	:
210 Air transport	:	:	:	:	:	:	:	:	:	:
211 Passenger transport by air	:	:	:	:	:	:	:	:	:	:
212 Freight transport by air	:	:	:	:	:	:	:	:	:	:
213 Supporting, auxiliary and other services	:	:	:	:	:	:	:	:	:	:
214 Other transportation	:	:	:	:	:	:	:	:	:	:
<b>236 Travel</b>	:	:	:	:	:	:	:	4 741	4 509	3 163
<b>981 Other services</b>	:	:	:	:	:	:	:	2 492	1 960	2 991
245 Communications services	:	:	:	:	:	:	:	-7	-60	-21
249 Construction services	:	:	:	:	:	:	:	229	156	275
253 Insurance services	:	:	:	:	:	:	:	-90	-85	-80
260 Financial services	:	:	:	:	:	:	:	-135	4	-196
262 Computer and information services	:	:	:	:	:	:	:	:	:	:
266 Royalties and licence fees	:	:	:	:	:	:	:	-229	-256	-274
268 Other business services	:	:	:	:	:	:	:	2 516	1 954	2 959
269 Merchunting and other trade-related serv.	:	:	:	:	:	:	:	485	814	757
270 Merchunting	:	:	:	:	:	:	:	:	:	:
271 Other trade related services	:	:	:	:	:	:	:	:	:	:
272 Operational leasing	:	:	:	:	:	:	:	181	248	253
273 Misc. business, prof. and technical serv.	:	:	:	:	:	:	:	1 851	893	1 949
274 Legal, account., man., cons. and pub. rel.	:	:	:	:	:	:	:	:	:	:
278 Adv., market res. and polling	:	:	:	:	:	:	:	:	:	:
279 Research and development	:	:	:	:	:	:	:	:	:	:
280 Architect., engin. and other technical	:	:	:	:	:	:	:	:	:	:
281 Agric., mining and on-site processing	:	:	:	:	:	:	:	:	:	:
284 Other	:	:	:	:	:	:	:	:	:	:
285 Serv. between affiliated enterprises, nie	:	:	:	:	:	:	:	:	:	:
287 Personal, cultural and recreational services	:	:	:	:	:	:	:	-24	-4	13
288 Audio-visual and related services	:	:	:	:	:	:	:	:	:	:
289 Other personal, cultural and recreational	:	:	:	:	:	:	:	:	:	:
291 Government services, n i e	:	:	:	:	:	:	:	233	250	316
<b>982 Services not allocated</b>	:	:	:	:	:	:	:	0	0	0
<b>300 INCOME</b>	:	:	:	:	:	:	:	-450	-436	-334
310 Compensation of employees	:	:	:	:	:	:	:	470	410	464
320 Investment Income	:	:	:	:	:	:	:	-920	-847	-799
<b>379 CURRENT TRANSFERS</b>	:	:	:	:	:	:	:	-817	-933	-610
<b>993 CURRENT ACCOUNT</b>	:	:	:	:	:	:	:	:	:	:
<b>994 CAPITAL ACCOUNT</b>	:	:	:	:	:	:	:	:	:	:
<b>010 CURRENT + CAPITAL ACCOUNT</b>	:	:	:	:	:	:	:	-115	-605	-1 523
<b>995 FINANCIAL ACCOUNT</b>	:	:	:	:	:	:	:	1 481	2 970	2 487
<b>998 NET ERRORS AND OMISSIONS</b>	:	:	:	:	:	:	:	587	-412	-201

15.1.

Reporter: Austria

Partner: World

	(in %)									
	1985	1986	1987	1988	1989	1990	1991	1992	1993	1994
	<b>Cover ratio</b>									
<b>100 GOODS</b>	:	:	:	:	:	:	:	<b>81</b>	<b>81</b>	<b>81</b>
<b>200 SERVICES</b>	:	:	:	:	:	:	:	<b>168</b>	<b>154</b>	<b>150</b>
<b>205 Transportation</b>	:	:	:	:	:	:	:	:	:	:
206 Sea transport	:	:	:	:	:	:	:	:	:	:
207 Passenger transport on sea	:	:	:	:	:	:	:	:	:	:
208 Freight transport on sea	:	:	:	:	:	:	:	:	:	:
209 Support. auxiliary and other services	:	:	:	:	:	:	:	:	:	:
210 Air transport	:	:	:	:	:	:	:	:	:	:
211 Passenger transport by air	:	:	:	:	:	:	:	:	:	:
212 Freight transport by air	:	:	:	:	:	:	:	:	:	:
213 Supporting, auxiliary and other services	:	:	:	:	:	:	:	:	:	:
214 Other transportation	:	:	:	:	:	:	:	:	:	:
<b>236 Travel</b>	:	:	:	:	:	:	:	<b>173</b>	<b>164</b>	<b>140</b>
<b>981 Other services</b>	:	:	:	:	:	:	:	<b>137</b>	<b>122</b>	<b>134</b>
245 Communications services	:	:	:	:	:	:	:	69	22	49
249 Construction services	:	:	:	:	:	:	:	172	145	165
253 Insurance services	:	:	:	:	:	:	:	82	84	85
260 Financial services	:	:	:	:	:	:	:	88	100	86
262 Computer and information services	:	:	:	:	:	:	:	:	:	:
266 Royalties and licence fees	:	:	:	:	:	:	:	29	28	28
268 Other business services	:	:	:	:	:	:	:	160	133	153
269 Merchating and other trade-related serv.	:	:	:	:	:	:	:	152	198	193
270 Merchating	:	:	:	:	:	:	:	:	:	:
271 Other trade related services	:	:	:	:	:	:	:	:	:	:
272 Operational leasing	:	:	:	:	:	:	:	269	330	367
273 Misc. business, prof. and technical serv.	:	:	:	:	:	:	:	159	118	141
274 Legal, account., man., cons. and pub. rel.	:	:	:	:	:	:	:	:	:	:
278 Adv., market res. and polling	:	:	:	:	:	:	:	:	:	:
279 Research and development	:	:	:	:	:	:	:	:	:	:
280 Architect., engin. and other technical	:	:	:	:	:	:	:	:	:	:
281 Agric., mining and on-site processing	:	:	:	:	:	:	:	:	:	:
284 Other	:	:	:	:	:	:	:	:	:	:
285 Serv. between affiliated enterprises, nie	:	:	:	:	:	:	:	:	:	:
287 Personal, cultural and recreational services	:	:	:	:	:	:	:	78	97	111
288 Audio-visual and related services	:	:	:	:	:	:	:	:	:	:
289 Other personal, cultural and recreational	:	:	:	:	:	:	:	:	:	:
291 Government services, n i e	:	:	:	:	:	:	:	370	380	351
<b>982 Services not allocated</b>	:	:	:	:	:	:	:	:	:	:
<b>300 INCOME</b>	:	:	:	:	:	:	:	<b>94</b>	<b>95</b>	<b>96</b>
310 Compensation of employees	:	:	:	:	:	:	:	396	266	289
320 Investment Income	:	:	:	:	:	:	:	88	89	89
<b>379 CURRENT TRANSFERS</b>	:	:	:	:	:	:	:	<b>59</b>	<b>58</b>	<b>74</b>
<b>993 CURRENT ACCOUNT</b>	:	:	:	:	:	:	:	:	:	:
<b>994 CAPITAL ACCOUNT</b>	:	:	:	:	:	:	:	:	:	:
<b>010 CURRENT + CAPITAL ACCOUNT</b>	:	:	:	:	:	:	:	<b>100</b>	<b>99</b>	<b>98</b>
<b>995 FINANCIAL ACCOUNT</b>	.	.	.	.	.	.	.	.	.	.
<b>998 NET ERRORS AND OMISSIONS</b>	.	.	.	.	.	.	.	.	.	.

## 15.2.

Reporter: Austria

Partner: Intra EUR15

(Mio ECU)

	1985	1986	1987	1988	1989	1990	1991	1992	1993	1994
	<b>Credit</b>									
<b>100 GOODS</b>	:	:	:	:	:	:	:	<b>22 897</b>	<b>22 018</b>	<b>24 096</b>
<b>200 SERVICES</b>	:	:	:	:	:	:	:	<b>15 339</b>	<b>16 250</b>	<b>16 145</b>
<b>205 Transportation</b>	:	:	:	:	:	:	:	<b>1 223</b>	<b>1 433</b>	<b>1 530</b>
206 Sea transport	:	:	:	:	:	:	:	:	:	:
207 Passenger transport on sea	:	:	:	:	:	:	:	:	:	:
208 Freight transport on sea	:	:	:	:	:	:	:	:	:	:
209 Support. auxiliary and other services	:	:	:	:	:	:	:	:	:	:
210 Air transport	:	:	:	:	:	:	:	:	:	:
211 Passenger transport by air	:	:	:	:	:	:	:	:	:	:
212 Freight transport by air	:	:	:	:	:	:	:	:	:	:
213 Supporting, auxiliary and other services	:	:	:	:	:	:	:	:	:	:
214 Other transportation	:	:	:	:	:	:	:	:	:	:
<b>236 Travel</b>	:	:	:	:	:	:	:	<b>9 248</b>	<b>9 478</b>	<b>9 133</b>
<b>981 Other services</b>	:	:	:	:	:	:	:	<b>4 868</b>	<b>5 339</b>	<b>5 482</b>
245 Communications services	:	:	:	:	:	:	:	8	6	3
249 Construction services	:	:	:	:	:	:	:	269	232	290
253 Insurance services	:	:	:	:	:	:	:	277	308	303
260 Financial services	:	:	:	:	:	:	:	662	956	907
262 Computer and information services	:	:	:	:	:	:	:	:	:	:
266 Royalties and licence fees	:	:	:	:	:	:	:	40	44	45
268 Other business services	:	:	:	:	:	:	:	3 520	3 741	3 771
269 Merchenting and other trade-related serv.	:	:	:	:	:	:	:	403	99	-257
270 Merchenting	:	:	:	:	:	:	:	:	:	:
271 Other trade related services	:	:	:	:	:	:	:	:	:	:
272 Operational leasing	:	:	:	:	:	:	:	64	121	130
273 Misc. business, prof. and technical serv.	:	:	:	:	:	:	:	3 053	3 521	3 897
274 Legal, account., man., cons. and pub. rel.	:	:	:	:	:	:	:	:	:	:
278 Adv., market res. and polling	:	:	:	:	:	:	:	:	:	:
279 Research and development	:	:	:	:	:	:	:	:	:	:
280 Architect., engin. and other technical	:	:	:	:	:	:	:	:	:	:
281 Agric., mining and on-site processing	:	:	:	:	:	:	:	:	:	:
284 Other	:	:	:	:	:	:	:	:	:	:
285 Serv. between affiliated enterprises, nie	:	:	:	:	:	:	:	:	:	:
287 Personal, cultural and recreational services	:	:	:	:	:	:	:	65	71	101
288 Audio-visual and related services	:	:	:	:	:	:	:	:	:	:
289 Other personal, cultural and recreational	:	:	:	:	:	:	:	:	:	:
291 Government services, n i e	:	:	:	:	:	:	:	28	-20	61
<b>982 Services not allocated</b>	:	:	:	:	:	:	:	<b>0</b>	<b>0</b>	<b>0</b>
<b>300 INCOME</b>	:	:	:	:	:	:	:	<b>4 364</b>	<b>4 678</b>	<b>4 591</b>
310 Compensation of employees	:	:	:	:	:	:	:	314	328	375
320 Investment Income	:	:	:	:	:	:	:	4 050	4 351	4 216
<b>379 CURRENT TRANSFERS</b>	:	:	:	:	:	:	:	<b>726</b>	<b>846</b>	<b>1 246</b>
<b>993 CURRENT ACCOUNT</b>	:	:	:	:	:	:	:	:	:	:
<b>994 CAPITAL ACCOUNT</b>	:	:	:	:	:	:	:	:	:	:
<b>010 CURRENT + CAPITAL ACCOUNT</b>	:	:	:	:	:	:	:	<b>43 325</b>	<b>43 792</b>	<b>46 078</b>
<b>995 FINANCIAL ACCOUNT</b>	:	:	:	:	:	:	:	:	:	:
<b>998 NET ERRORS AND OMISSIONS</b>	:	:	:	:	:	:	:	:	:	:



15.2.

Reporter: Austria

Partner: Intra EUR15

	(Mio ECU)									
	1985	1986	1987	1988	1989	1990	1991	1992	1993	1994
	<b>Debit</b>									
<b>100 GOODS</b>	:	:	:	:	:	:	:	29 336	28 759	31 727
<b>200 SERVICES</b>	:	:	:	:	:	:	:	8 223	10 180	10 425
<b>205 Transportation</b>	:	:	:	:	:	:	:	0	0	0
206 Sea transport	:	:	:	:	:	:	:	:	:	:
207 Passenger transport on sea	:	:	:	:	:	:	:	:	:	:
208 Freight transport on sea	:	:	:	:	:	:	:	:	:	:
209 Support. auxiliary and other services	:	:	:	:	:	:	:	:	:	:
210 Air transport	:	:	:	:	:	:	:	:	:	:
211 Passenger transport by air	:	:	:	:	:	:	:	:	:	:
212 Freight transport by air	:	:	:	:	:	:	:	:	:	:
213 Supporting, auxiliary and other services	:	:	:	:	:	:	:	:	:	:
214 Other transportation	:	:	:	:	:	:	:	:	:	:
<b>236 Travel</b>	:	:	:	:	:	:	:	4 193	4 498	5 100
<b>981 Other services</b>	:	:	:	:	:	:	:	4 030	5 681	5 325
245 Communications services	:	:	:	:	:	:	:	12	42	6
249 Construction services	:	:	:	:	:	:	:	170	187	174
253 Insurance services	:	:	:	:	:	:	:	370	381	365
260 Financial services	:	:	:	:	:	:	:	758	942	1 061
262 Computer and information services	:	:	:	:	:	:	:	:	:	:
266 Royalties and licence fees	:	:	:	:	:	:	:	161	176	191
268 Other business services	:	:	:	:	:	:	:	2 447	3 836	3 374
269 Merchanting and other trade-related serv.	:	:	:	:	:	:	:	302	337	328
270 Merchanting	:	:	:	:	:	:	:	:	:	:
271 Other trade related services	:	:	:	:	:	:	:	:	:	:
272 Operational leasing	:	:	:	:	:	:	:	68	54	49
273 Misc. business, prof. and technical serv.	:	:	:	:	:	:	:	2 078	3 445	2 996
274 Legal, account., man., cons. and pub. rel.	:	:	:	:	:	:	:	:	:	:
278 Adv., market res. and polling	:	:	:	:	:	:	:	:	:	:
279 Research and development	:	:	:	:	:	:	:	:	:	:
280 Architect., engin. and other technical	:	:	:	:	:	:	:	:	:	:
281 Agric., mining and on-site processing	:	:	:	:	:	:	:	:	:	:
284 Other	:	:	:	:	:	:	:	:	:	:
285 Serv. between affiliated enterprises, nie	:	:	:	:	:	:	:	:	:	:
287 Personal, cultural and recreational services	:	:	:	:	:	:	:	74	84	95
288 Audio-visual and related services	:	:	:	:	:	:	:	:	:	:
289 Other personal, cultural and recreational	:	:	:	:	:	:	:	:	:	:
291 Government services, n i e	:	:	:	:	:	:	:	38	33	59
<b>982 Services not allocated</b>	:	:	:	:	:	:	:	0	0	0
<b>300 INCOME</b>	:	:	:	:	:	:	:	4 857	4 780	4 464
310 Compensation of employees	:	:	:	:	:	:	:	51	76	81
320 Investment Income	:	:	:	:	:	:	:	4 806	4 704	4 383
<b>379 CURRENT TRANSFERS</b>	:	:	:	:	:	:	:	1 079	1 333	1 354
<b>993 CURRENT ACCOUNT</b>	:	:	:	:	:	:	:	:	:	:
<b>994 CAPITAL ACCOUNT</b>	:	:	:	:	:	:	:	:	:	:
<b>010 CURRENT + CAPITAL ACCOUNT</b>	:	:	:	:	:	:	:	43 495	45 052	47 970
<b>995 FINANCIAL ACCOUNT</b>	:	:	:	:	:	:	:	:	:	:
<b>998 NET ERRORS AND OMISSIONS</b>	:	:	:	:	:	:	:	:	:	:

**15.2.**
**Reporter: Austria**
**Partner: Intra EUR15**

	(Mio ECU)									
	1985	1986	1987	1988	1989	1990	1991	1992	1993	1994
	<b>Net</b>									
<b>100 GOODS</b>	:	:	:	:	:	:	:	-6 440	-6 741	-7 631
<b>200 SERVICES</b>	:	:	:	:	:	:	:	7 116	6 070	5 720
<b>205 Transportation</b>	:	:	:	:	:	:	:	1 223	1 433	1 530
206 Sea transport	:	:	:	:	:	:	:	:	:	:
207 Passenger transport on sea	:	:	:	:	:	:	:	:	:	:
208 Freight transport on sea	:	:	:	:	:	:	:	:	:	:
209 Support. auxiliary and other services	:	:	:	:	:	:	:	:	:	:
210 Air transport	:	:	:	:	:	:	:	:	:	:
211 Passenger transport by air	:	:	:	:	:	:	:	:	:	:
212 Freight transport by air	:	:	:	:	:	:	:	:	:	:
213 Supporting, auxiliary and other services	:	:	:	:	:	:	:	:	:	:
214 Other transportation	:	:	:	:	:	:	:	:	:	:
<b>236 Travel</b>	:	:	:	:	:	:	:	5 055	4 980	4 034
<b>981 Other services</b>	:	:	:	:	:	:	:	838	-343	157
245 Communications services	:	:	:	:	:	:	:	-4	-36	-3
249 Construction services	:	:	:	:	:	:	:	99	45	116
253 Insurance services	:	:	:	:	:	:	:	-93	-72	-62
260 Financial services	:	:	:	:	:	:	:	-96	14	-154
262 Computer and information services	:	:	:	:	:	:	:	:	:	:
266 Royalties and licence fees	:	:	:	:	:	:	:	-122	-133	-146
268 Other business services	:	:	:	:	:	:	:	1 072	-95	397
269 Merchating and other trade-related serv.	:	:	:	:	:	:	:	101	-238	-585
270 Merchating	:	:	:	:	:	:	:	:	:	:
271 Other trade related services	:	:	:	:	:	:	:	:	:	:
272 Operational leasing	:	:	:	:	:	:	:	-4	67	81
273 Misc. business, prof. and technical serv.	:	:	:	:	:	:	:	975	76	901
274 Legal, account., man., cons. and pub. rel.	:	:	:	:	:	:	:	:	:	:
278 Adv., market res. and polling	:	:	:	:	:	:	:	:	:	:
279 Research and development	:	:	:	:	:	:	:	:	:	:
280 Architect., engin. and other technical	:	:	:	:	:	:	:	:	:	:
281 Agric., mining and on-site processing	:	:	:	:	:	:	:	:	:	:
284 Other	:	:	:	:	:	:	:	:	:	:
285 Serv. between affiliated enterprises, nie	:	:	:	:	:	:	:	:	:	:
287 Personal, cultural and recreational services	:	:	:	:	:	:	:	-9	-13	6
288 Audio-visual and related services	:	:	:	:	:	:	:	:	:	:
289 Other personal, cultural and recreational	:	:	:	:	:	:	:	:	:	:
291 Government services, n i e	:	:	:	:	:	:	:	-10	-52	2
<b>982 Services not allocated</b>	:	:	:	:	:	:	:	0	0	0
<b>300 INCOME</b>	:	:	:	:	:	:	:	-494	-102	126
310 Compensation of employees	:	:	:	:	:	:	:	263	252	293
320 Investment Income	:	:	:	:	:	:	:	-756	-354	-167
<b>379 CURRENT TRANSFERS</b>	:	:	:	:	:	:	:	-353	-487	-107
<b>993 CURRENT ACCOUNT</b>	:	:	:	:	:	:	:	:	:	:
<b>994 CAPITAL ACCOUNT</b>	:	:	:	:	:	:	:	:	:	:
<b>010 CURRENT + CAPITAL ACCOUNT</b>	:	:	:	:	:	:	:	-170	-1 260	-1 892
<b>995 FINANCIAL ACCOUNT</b>	:	:	:	:	:	:	:	:	:	:
<b>998 NET ERRORS AND OMISSIONS</b>	:	:	:	:	:	:	:	:	:	:

15.2.

Reporter: Austria

Partner: Intra EUR15

	(in %)									
	1985	1986	1987	1988	1989	1990	1991	1992	1993	1994
	<b>Cover ratio</b>									
<b>100 GOODS</b>	:	:	:	:	:	:	:	78	77	76
<b>200 SERVICES</b>	:	:	:	:	:	:	:	187	160	155
<b>205 Transportation</b>	:	:	:	:	:	:	:	:	:	:
206 Sea transport	:	:	:	:	:	:	:	:	:	:
207 Passenger transport on sea	:	:	:	:	:	:	:	:	:	:
208 Freight transport on sea	:	:	:	:	:	:	:	:	:	:
209 Support. auxiliary and other services	:	:	:	:	:	:	:	:	:	:
210 Air transport	:	:	:	:	:	:	:	:	:	:
211 Passenger transport by air	:	:	:	:	:	:	:	:	:	:
212 Freight transport by air	:	:	:	:	:	:	:	:	:	:
213 Supporting, auxiliary and other services	:	:	:	:	:	:	:	:	:	:
214 Other transportation	:	:	:	:	:	:	:	:	:	:
<b>236 Travel</b>	:	:	:	:	:	:	:	221	211	179
<b>981 Other services</b>	:	:	:	:	:	:	:	121	94	103
245 Communications services	:	:	:	:	:	:	:	71	13	56
249 Construction services	:	:	:	:	:	:	:	158	124	167
253 Insurance services	:	:	:	:	:	:	:	75	81	83
260 Financial services	:	:	:	:	:	:	:	87	101	85
262 Computer and information services	:	:	:	:	:	:	:	:	:	:
266 Royalties and licence fees	:	:	:	:	:	:	:	25	25	24
268 Other business services	:	:	:	:	:	:	:	144	98	112
269 Merchating and other trade-related serv.	:	:	:	:	:	:	:	134	29	-78
270 Merchating	:	:	:	:	:	:	:	:	:	:
271 Other trade related services	:	:	:	:	:	:	:	:	:	:
272 Operational leasing	:	:	:	:	:	:	:	94	224	265
273 Misc. business, prof. and technical serv.	:	:	:	:	:	:	:	147	102	130
274 Legal, account., man., cons. and pub. rel.	:	:	:	:	:	:	:	:	:	:
278 Adv., market res. and polling	:	:	:	:	:	:	:	:	:	:
279 Research and development	:	:	:	:	:	:	:	:	:	:
280 Architect., engin. and other technical	:	:	:	:	:	:	:	:	:	:
281 Agric., mining and on-site processing	:	:	:	:	:	:	:	:	:	:
284 Other	:	:	:	:	:	:	:	:	:	:
285 Serv. between affiliated enterprises, nie	:	:	:	:	:	:	:	:	:	:
287 Personal, cultural and recreational services	:	:	:	:	:	:	:	88	85	106
288 Audio-visual and related services	:	:	:	:	:	:	:	:	:	:
289 Other personal, cultural and recreational	:	:	:	:	:	:	:	:	:	:
291 Government services, n i e	:	:	:	:	:	:	:	73	-61	103
<b>982 Services not allocated</b>	:	:	:	:	:	:	:	:	:	:
<b>300 INCOME</b>	:	:	:	:	:	:	:	90	98	103
310 Compensation of employees	:	:	:	:	:	:	:	614	431	460
320 Investment Income	:	:	:	:	:	:	:	84	92	96
<b>379 CURRENT TRANSFERS</b>	:	:	:	:	:	:	:	67	63	92
<b>993 CURRENT ACCOUNT</b>	:	:	:	:	:	:	:	:	:	:
<b>994 CAPITAL ACCOUNT</b>	:	:	:	:	:	:	:	:	:	:
<b>010 CURRENT + CAPITAL ACCOUNT</b>	:	:	:	:	:	:	:	100	97	96
<b>995 FINANCIAL ACCOUNT</b>	.	.	.	.	.	.	.	.	.	.
<b>998 NET ERRORS AND OMISSIONS</b>	.	.	.	.	.	.	.	.	.	.

## 15.3.

Reporter: Austria

Partner: Extra EUR15

	(Mio ECU)									
	1985	1986	1987	1988	1989	1990	1991	1992	1993	1994
	<b>Credit</b>									
100 GOODS	:	:	:	:	:	:	:	10 567	11 521	13 006
200 SERVICES	:	:	:	:	:	:	:	6 478	7 959	8 580
205 Transportation	:	:	:	:	:	:	:	412	568	587
206 Sea transport	:	:	:	:	:	:	:	:	:	:
207 Passenger transport on sea	:	:	:	:	:	:	:	:	:	:
208 Freight transport on sea	:	:	:	:	:	:	:	:	:	:
209 Support. auxiliary and other services	:	:	:	:	:	:	:	:	:	:
210 Air transport	:	:	:	:	:	:	:	:	:	:
211 Passenger transport by air	:	:	:	:	:	:	:	:	:	:
212 Freight transport by air	:	:	:	:	:	:	:	:	:	:
213 Supporting, auxiliary and other services	:	:	:	:	:	:	:	:	:	:
214 Other transportation	:	:	:	:	:	:	:	:	:	:
236 Travel	:	:	:	:	:	:	:	1 981	2 084	1 959
981 Other services	:	:	:	:	:	:	:	4 085	5 307	6 034
245 Communications services	:	:	:	:	:	:	:	6	8	16
249 Construction services	:	:	:	:	:	:	:	262	263	403
253 Insurance services	:	:	:	:	:	:	:	111	131	141
260 Financial services	:	:	:	:	:	:	:	305	423	324
262 Computer and information services	:	:	:	:	:	:	:	:	:	:
266 Royalties and licence fees	:	:	:	:	:	:	:	51	51	60
268 Other business services	:	:	:	:	:	:	:	3 048	4 044	4 692
269 Merchanting and other trade-related serv.	:	:	:	:	:	:	:	984	1 532	1 809
270 Merchanting	:	:	:	:	:	:	:	:	:	:
271 Other trade related services	:	:	:	:	:	:	:	:	:	:
272 Operational leasing	:	:	:	:	:	:	:	216	229	213
273 Misc. business, prof. and technical serv.	:	:	:	:	:	:	:	1 848	2 283	2 670
274 Legal, account., man., cons. and pub. rel.	:	:	:	:	:	:	:	:	:	:
278 Adv., market res. and polling	:	:	:	:	:	:	:	:	:	:
279 Research and development	:	:	:	:	:	:	:	:	:	:
280 Architect., engin. and other technical	:	:	:	:	:	:	:	:	:	:
281 Agric., mining and on-site processing	:	:	:	:	:	:	:	:	:	:
284 Other	:	:	:	:	:	:	:	:	:	:
285 Serv. between affiliated enterprises, nie	:	:	:	:	:	:	:	:	:	:
287 Personal, cultural and recreational services	:	:	:	:	:	:	:	18	35	27
288 Audio-visual and related services	:	:	:	:	:	:	:	:	:	:
289 Other personal, cultural and recreational	:	:	:	:	:	:	:	:	:	:
291 Government services, n i e	:	:	:	:	:	:	:	284	353	373
982 Services not allocated	:	:	:	:	:	:	:	0	0	0
300 INCOME	:	:	:	:	:	:	:	2 579	3 049	2 802
310 Compensation of employees	:	:	:	:	:	:	:	296	317	327
320 Investment Income	:	:	:	:	:	:	:	2 282	2 732	2 475
379 CURRENT TRANSFERS	:	:	:	:	:	:	:	417	404	424
993 CURRENT ACCOUNT	:	:	:	:	:	:	:	:	:	:
994 CAPITAL ACCOUNT	:	:	:	:	:	:	:	:	:	:
010 CURRENT + CAPITAL ACCOUNT	:	:	:	:	:	:	:	20 041	22 934	24 813
995 FINANCIAL ACCOUNT	:	:	:	:	:	:	:	:	:	:
998 NET ERRORS AND OMISSIONS	:	:	:	:	:	:	:	:	:	:

15.3.

Reporter: Austria

Partner: Extra EUR15

(Mio ECU)

	1985	1986	1987	1988	1989	1990	1991	1992	1993	1994
	<b>Debit</b>									
<b>100 GOODS</b>	:	:	:	:	:	:	:	12 049	12 508	14 451
<b>200 SERVICES</b>	:	:	:	:	:	:	:	4 724	5 576	6 028
<b>205 Transportation</b>	:	:	:	:	:	:	:	0	0	0
206 Sea transport	:	:	:	:	:	:	:	:	:	:
207 Passenger transport on sea	:	:	:	:	:	:	:	:	:	:
208 Freight transport on sea	:	:	:	:	:	:	:	:	:	:
209 Support. auxiliary and other services	:	:	:	:	:	:	:	:	:	:
210 Air transport	:	:	:	:	:	:	:	:	:	:
211 Passenger transport by air	:	:	:	:	:	:	:	:	:	:
212 Freight transport by air	:	:	:	:	:	:	:	:	:	:
213 Supporting, auxiliary and other services	:	:	:	:	:	:	:	:	:	:
214 Other transportation	:	:	:	:	:	:	:	:	:	:
<b>236 Travel</b>	:	:	:	:	:	:	:	2 295	2 555	2 830
<b>981 Other services</b>	:	:	:	:	:	:	:	2 430	3 020	3 198
245 Communications services	:	:	:	:	:	:	:	9	34	35
249 Construction services	:	:	:	:	:	:	:	132	150	241
253 Insurance services	:	:	:	:	:	:	:	109	137	149
260 Financial services	:	:	:	:	:	:	:	286	436	365
262 Computer and information services	:	:	:	:	:	:	:	:	:	:
266 Royalties and licence fees	:	:	:	:	:	:	:	154	168	180
268 Other business services	:	:	:	:	:	:	:	1 664	2 029	2 145
269 Merchanting and other trade-related serv.	:	:	:	:	:	:	:	619	480	462
270 Merchanting	:	:	:	:	:	:	:	:	:	:
271 Other trade related services	:	:	:	:	:	:	:	:	:	:
272 Operational leasing	:	:	:	:	:	:	:	34	51	43
273 Misc. business, prof. and technical serv.	:	:	:	:	:	:	:	1 010	1 498	1 641
274 Legal, account., man., cons. and pub. rel.	:	:	:	:	:	:	:	:	:	:
278 Adv., market res. and polling	:	:	:	:	:	:	:	:	:	:
279 Research and development	:	:	:	:	:	:	:	:	:	:
280 Architect., engin. and other technical	:	:	:	:	:	:	:	:	:	:
281 Agric., mining and on-site processing	:	:	:	:	:	:	:	:	:	:
284 Other	:	:	:	:	:	:	:	:	:	:
285 Serv. between affiliated enterprises, nie	:	:	:	:	:	:	:	:	:	:
287 Personal, cultural and recreational services	:	:	:	:	:	:	:	34	26	27
288 Audio-visual and related services	:	:	:	:	:	:	:	:	:	:
289 Other personal, cultural and recreational	:	:	:	:	:	:	:	:	:	:
291 Government services, n i e	:	:	:	:	:	:	:	42	40	56
<b>982 Services not allocated</b>	:	:	:	:	:	:	:	0	0	0
<b>300 INCOME</b>	:	:	:	:	:	:	:	2 459	2 770	2 511
310 Compensation of employees	:	:	:	:	:	:	:	93	160	69
320 Investment Income	:	:	:	:	:	:	:	2 366	2 610	2 442
<b>379 CURRENT TRANSFERS</b>	:	:	:	:	:	:	:	686	763	767
<b>993 CURRENT ACCOUNT</b>	:	:	:	:	:	:	:	:	:	:
<b>994 CAPITAL ACCOUNT</b>	:	:	:	:	:	:	:	:	:	:
<b>010 CURRENT + CAPITAL ACCOUNT</b>	:	:	:	:	:	:	:	19 918	21 617	23 757
<b>995 FINANCIAL ACCOUNT</b>	:	:	:	:	:	:	:	:	:	:
<b>998 NET ERRORS AND OMISSIONS</b>	:	:	:	:	:	:	:	:	:	:

## 15.3.

Reporter: Austria

Partner: Extra EUR15

	(Mio ECU)									
	1985	1986	1987	1988	1989	1990	1991	1992	1993	1994
	<b>Net</b>									
<b>100 GOODS</b>	:	:	:	:	:	:	:	-1 481	-987	-1 445
<b>200 SERVICES</b>	:	:	:	:	:	:	:	1 753	2 384	2 552
<b>205 Transportation</b>	:	:	:	:	:	:	:	412	568	587
206 Sea transport	:	:	:	:	:	:	:	:	:	:
207 Passenger transport on sea	:	:	:	:	:	:	:	:	:	:
208 Freight transport on sea	:	:	:	:	:	:	:	:	:	:
209 Support. auxiliary and other services	:	:	:	:	:	:	:	:	:	:
210 Air transport	:	:	:	:	:	:	:	:	:	:
211 Passenger transport by air	:	:	:	:	:	:	:	:	:	:
212 Freight transport by air	:	:	:	:	:	:	:	:	:	:
213 Supporting, auxiliary and other services	:	:	:	:	:	:	:	:	:	:
214 Other transportation	:	:	:	:	:	:	:	:	:	:
<b>236 Travel</b>	:	:	:	:	:	:	:	-314	-471	-871
<b>981 Other services</b>	:	:	:	:	:	:	:	1 655	2 287	2 836
245 Communications services	:	:	:	:	:	:	:	-3	-26	-19
249 Construction services	:	:	:	:	:	:	:	130	113	162
253 Insurance services	:	:	:	:	:	:	:	3	-7	-8
260 Financial services	:	:	:	:	:	:	:	18	-13	-40
262 Computer and information services	:	:	:	:	:	:	:	:	:	:
266 Royalties and licence fees	:	:	:	:	:	:	:	-103	-117	-120
268 Other business services	:	:	:	:	:	:	:	1 385	2 015	2 546
269 Merchanting and other trade-related serv.	:	:	:	:	:	:	:	365	1 052	1 347
270 Merchanting	:	:	:	:	:	:	:	:	:	:
271 Other trade related services	:	:	:	:	:	:	:	:	:	:
272 Operational leasing	:	:	:	:	:	:	:	182	178	170
273 Misc. business, prof. and technical serv.	:	:	:	:	:	:	:	838	784	1 029
274 Legal, account., man., cons. and pub. rel.	:	:	:	:	:	:	:	:	:	:
278 Adv., market res. and polling	:	:	:	:	:	:	:	:	:	:
279 Research and development	:	:	:	:	:	:	:	:	:	:
280 Architect., engin. and other technical	:	:	:	:	:	:	:	:	:	:
281 Agric., mining and on-site processing	:	:	:	:	:	:	:	:	:	:
284 Other	:	:	:	:	:	:	:	:	:	:
285 Serv. between affiliated enterprises, nie	:	:	:	:	:	:	:	:	:	:
287 Personal, cultural and recreational services	:	:	:	:	:	:	:	-16	8	0
288 Audio-visual and related services	:	:	:	:	:	:	:	:	:	:
289 Other personal, cultural and recreational	:	:	:	:	:	:	:	:	:	:
291 Government services, n i e	:	:	:	:	:	:	:	242	313	316
<b>982 Services not allocated</b>	:	:	:	:	:	:	:	0	0	0
<b>300 INCOME</b>	:	:	:	:	:	:	:	120	279	291
310 Compensation of employees	:	:	:	:	:	:	:	204	157	259
320 Investment Income	:	:	:	:	:	:	:	-84	122	33
<b>379 CURRENT TRANSFERS</b>	:	:	:	:	:	:	:	-269	-359	-343
<b>993 CURRENT ACCOUNT</b>	:	:	:	:	:	:	:	:	:	:
<b>994 CAPITAL ACCOUNT</b>	:	:	:	:	:	:	:	:	:	:
<b>010 CURRENT + CAPITAL ACCOUNT</b>	:	:	:	:	:	:	:	123	1 317	1 056
<b>995 FINANCIAL ACCOUNT</b>	:	:	:	:	:	:	:	:	:	:
<b>998 NET ERRORS AND OMISSIONS</b>	:	:	:	:	:	:	:	:	:	:

15.3.

Reporter: Austria

Partner: Extra EUR15

	(in %)									
	1985	1986	1987	1988	1989	1990	1991	1992	1993	1994
	<b>Cover ratio</b>									
<b>100 GOODS</b>	:	:	:	:	:	:	:	88	92	90
<b>200 SERVICES</b>	:	:	:	:	:	:	:	137	143	142
<b>205 Transportation</b>	:	:	:	:	:	:	:	:	:	:
206 Sea transport	:	:	:	:	:	:	:	:	:	:
207 Passenger transport on sea	:	:	:	:	:	:	:	:	:	:
208 Freight transport on sea	:	:	:	:	:	:	:	:	:	:
209 Support. auxiliary and other services	:	:	:	:	:	:	:	:	:	:
210 Air transport	:	:	:	:	:	:	:	:	:	:
211 Passenger transport by air	:	:	:	:	:	:	:	:	:	:
212 Freight transport by air	:	:	:	:	:	:	:	:	:	:
213 Supporting, auxiliary and other services	:	:	:	:	:	:	:	:	:	:
214 Other transportation	:	:	:	:	:	:	:	:	:	:
<b>236 Travel</b>	:	:	:	:	:	:	:	86	82	69
<b>981 Other services</b>	:	:	:	:	:	:	:	168	176	189
245 Communications services	:	:	:	:	:	:	:	69	25	45
249 Construction services	:	:	:	:	:	:	:	198	175	167
253 Insurance services	:	:	:	:	:	:	:	102	95	94
260 Financial services	:	:	:	:	:	:	:	106	97	89
262 Computer and information services	:	:	:	:	:	:	:	:	:	:
266 Royalties and licence fees	:	:	:	:	:	:	:	33	30	33
268 Other business services	:	:	:	:	:	:	:	183	199	219
269 Merchanting and other trade-related serv.	:	:	:	:	:	:	:	159	319	392
270 Merchanting	:	:	:	:	:	:	:	:	:	:
271 Other trade related services	:	:	:	:	:	:	:	:	:	:
272 Operational leasing	:	:	:	:	:	:	:	630	453	496
273 Misc. business, prof. and technical serv.	:	:	:	:	:	:	:	183	152	163
274 Legal, account., man., cons. and pub. rel.	:	:	:	:	:	:	:	:	:	:
278 Adv., market res. and polling	:	:	:	:	:	:	:	:	:	:
279 Research and development	:	:	:	:	:	:	:	:	:	:
280 Architect., engin. and other technical	:	:	:	:	:	:	:	:	:	:
281 Agric., mining and on-site processing	:	:	:	:	:	:	:	:	:	:
284 Other	:	:	:	:	:	:	:	:	:	:
285 Serv. between affiliated enterprises, nie	:	:	:	:	:	:	:	:	:	:
287 Personal, cultural and recreational services	:	:	:	:	:	:	:	53	132	100
288 Audio-visual and related services	:	:	:	:	:	:	:	:	:	:
289 Other personal, cultural and recreational	:	:	:	:	:	:	:	:	:	:
291 Government services, n i e	:	:	:	:	:	:	:	671	876	662
<b>982 Services not allocated</b>	:	:	:	:	:	:	:	:	:	:
<b>300 INCOME</b>	:	:	:	:	:	:	:	105	110	112
310 Compensation of employees	:	:	:	:	:	:	:	320	198	476
320 Investment Income	:	:	:	:	:	:	:	96	105	101
<b>379 CURRENT TRANSFERS</b>	:	:	:	:	:	:	:	61	53	55
<b>993 CURRENT ACCOUNT</b>	:	:	:	:	:	:	:	:	:	:
<b>994 CAPITAL ACCOUNT</b>	:	:	:	:	:	:	:	:	:	:
<b>010 CURRENT + CAPITAL ACCOUNT</b>	:	:	:	:	:	:	:	101	106	104
<b>995 FINANCIAL ACCOUNT</b>	.	.	.	.	.	.	.	.	.	.
<b>998 NET ERRORS AND OMISSIONS</b>	.	.	.	.	.	.	.	.	.	.

## 15.4.

Reporter: Austria

Partner: USA

(Mio ECU)

	1985	1986	1987	1988	1989	1990	1991	1992	1993	1994
	<b>Credit</b>									
<b>100 GOODS</b>	:	:	:	:	:	:	:	905	1 156	1 313
<b>200 SERVICES</b>	:	:	:	:	:	:	:	1 278	1 689	1 754
<b>205 Transportation</b>	:	:	:	:	:	:	:	70	87	85
206 Sea transport	:	:	:	:	:	:	:	:	:	:
207 Passenger transport on sea	:	:	:	:	:	:	:	:	:	:
208 Freight transport on sea	:	:	:	:	:	:	:	:	:	:
209 Support. auxiliary and other services	:	:	:	:	:	:	:	:	:	:
210 Air transport	:	:	:	:	:	:	:	:	:	:
211 Passenger transport by air	:	:	:	:	:	:	:	:	:	:
212 Freight transport by air	:	:	:	:	:	:	:	:	:	:
213 Supporting, auxiliary and other services	:	:	:	:	:	:	:	:	:	:
214 Other transportation	:	:	:	:	:	:	:	:	:	:
<b>236 Travel</b>	:	:	:	:	:	:	:	635	728	654
<b>981 Other services</b>	:	:	:	:	:	:	:	574	874	1 015
245 Communications services	:	:	:	:	:	:	:	4	7	13
249 Construction services	:	:	:	:	:	:	:	18	24	29
253 Insurance services	:	:	:	:	:	:	:	15	14	16
260 Financial services	:	:	:	:	:	:	:	152	283	202
262 Computer and information services	:	:	:	:	:	:	:	:	:	:
266 Royalties and licence fees	:	:	:	:	:	:	:	29	30	23
268 Other business services	:	:	:	:	:	:	:	278	421	531
269 Merchating and other trade-related serv.	:	:	:	:	:	:	:	36	65	45
270 Merchating	:	:	:	:	:	:	:	:	:	:
271 Other trade related services	:	:	:	:	:	:	:	:	:	:
272 Operational leasing	:	:	:	:	:	:	:	5	16	9
273 Misc. business, prof. and technical serv.	:	:	:	:	:	:	:	236	340	477
274 Legal, account., man., cons. and pub. rel.	:	:	:	:	:	:	:	:	:	:
278 Adv., market res. and polling	:	:	:	:	:	:	:	:	:	:
279 Research and development	:	:	:	:	:	:	:	:	:	:
280 Architect., engin. and other technical	:	:	:	:	:	:	:	:	:	:
281 Agric., mining and on-site processing	:	:	:	:	:	:	:	:	:	:
284 Other	:	:	:	:	:	:	:	:	:	:
285 Serv. between affiliated enterprises, nie	:	:	:	:	:	:	:	:	:	:
287 Personal, cultural and recreational services	:	:	:	:	:	:	:	5	21	7
288 Audio-visual and related services	:	:	:	:	:	:	:	:	:	:
289 Other personal, cultural and recreational	:	:	:	:	:	:	:	:	:	:
291 Government services, n i e	:	:	:	:	:	:	:	74	75	194
<b>982 Services not allocated</b>	:	:	:	:	:	:	:	0	0	0
<b>300 INCOME</b>	:	:	:	:	:	:	:	374	465	461
310 Compensation of employees	:	:	:	:	:	:	:	10	12	13
320 Investment Income	:	:	:	:	:	:	:	364	452	448
<b>379 CURRENT TRANSFERS</b>	:	:	:	:	:	:	:	96	84	82
<b>993 CURRENT ACCOUNT</b>	:	:	:	:	:	:	:	:	:	:
<b>994 CAPITAL ACCOUNT</b>	:	:	:	:	:	:	:	:	:	:
<b>010 CURRENT + CAPITAL ACCOUNT</b>	:	:	:	:	:	:	:	2 654	3 394	3 610
<b>995 FINANCIAL ACCOUNT</b>	:	:	:	:	:	:	:	:	:	:
<b>998 NET ERRORS AND OMISSIONS</b>	:	:	:	:	:	:	:	:	:	:



15.4.

Reporter: Austria

Partner: USA

	(Mio ECU)									
	1985	1986	1987	1988	1989	1990	1991	1992	1993	1994
	<b>Debit</b>									
<b>100 GOODS</b>	:	:	:	:	:	:	:	1 661	1 840	2 031
<b>200 SERVICES</b>	:	:	:	:	:	:	:	1 639	2 127	2 224
<b>205 Transportation</b>	:	:	:	:	:	:	:	0	0	0
206 Sea transport	:	:	:	:	:	:	:	:	:	:
207 Passenger transport on sea	:	:	:	:	:	:	:	:	:	:
208 Freight transport on sea	:	:	:	:	:	:	:	:	:	:
209 Support. auxiliary and other services	:	:	:	:	:	:	:	:	:	:
210 Air transport	:	:	:	:	:	:	:	:	:	:
211 Passenger transport by air	:	:	:	:	:	:	:	:	:	:
212 Freight transport by air	:	:	:	:	:	:	:	:	:	:
213 Supporting, auxiliary and other services	:	:	:	:	:	:	:	:	:	:
214 Other transportation	:	:	:	:	:	:	:	:	:	:
<b>236 Travel</b>	:	:	:	:	:	:	:	924	1 138	1 290
<b>981 Other services</b>	:	:	:	:	:	:	:	715	989	934
245 Communications services	:	:	:	:	:	:	:	2	18	27
249 Construction services	:	:	:	:	:	:	:	15	20	18
253 Insurance services	:	:	:	:	:	:	:	18	25	28
260 Financial services	:	:	:	:	:	:	:	152	282	222
262 Computer and information services	:	:	:	:	:	:	:	:	:	:
266 Royalties and licence fees	:	:	:	:	:	:	:	113	124	124
268 Other business services	:	:	:	:	:	:	:	395	497	483
269 Merchanting and other trade-related serv.	:	:	:	:	:	:	:	110	66	54
270 Merchanting	:	:	:	:	:	:	:	:	:	:
271 Other trade related services	:	:	:	:	:	:	:	:	:	:
272 Operational leasing	:	:	:	:	:	:	:	4	12	10
273 Misc. business, prof. and technical serv.	:	:	:	:	:	:	:	282	418	418
274 Legal, account., man., cons. and pub. rel.	:	:	:	:	:	:	:	:	:	:
278 Adv., market res. and polling	:	:	:	:	:	:	:	:	:	:
279 Research and development	:	:	:	:	:	:	:	:	:	:
280 Architect., engin. and other technical	:	:	:	:	:	:	:	:	:	:
281 Agric., mining and on-site processing	:	:	:	:	:	:	:	:	:	:
284 Other	:	:	:	:	:	:	:	:	:	:
285 Serv. between affiliated enterprises, nie	:	:	:	:	:	:	:	:	:	:
287 Personal, cultural and recreational services	:	:	:	:	:	:	:	10	14	12
288 Audio-visual and related services	:	:	:	:	:	:	:	:	:	:
289 Other personal, cultural and recreational	:	:	:	:	:	:	:	:	:	:
291 Government services, n i e	:	:	:	:	:	:	:	10	9	21
<b>982 Services not allocated</b>	:	:	:	:	:	:	:	0	0	0
<b>300 INCOME</b>	:	:	:	:	:	:	:	490	486	592
310 Compensation of employees	:	:	:	:	:	:	:	6	10	10
320 Investment Income	:	:	:	:	:	:	:	485	475	582
<b>379 CURRENT TRANSFERS</b>	:	:	:	:	:	:	:	137	203	171
<b>993 CURRENT ACCOUNT</b>	:	:	:	:	:	:	:	:	:	:
<b>994 CAPITAL ACCOUNT</b>	:	:	:	:	:	:	:	:	:	:
<b>010 CURRENT + CAPITAL ACCOUNT</b>	:	:	:	:	:	:	:	3 927	4 656	5 019
<b>995 FINANCIAL ACCOUNT</b>	:	:	:	:	:	:	:	:	:	:
<b>998 NET ERRORS AND OMISSIONS</b>	:	:	:	:	:	:	:	:	:	:

## 15.4.

Reporter: Austria

Partner: USA

(Mio ECU)

	1985	1986	1987	1988	1989	1990	1991	1992	1993	1994
	<b>Net</b>									
100 GOODS	:	:	:	:	:	:	:	-756	-683	-719
200 SERVICES	:	:	:	:	:	:	:	-361	-438	-470
205 Transportation	:	:	:	:	:	:	:	70	87	85
206 Sea transport	:	:	:	:	:	:	:	:	:	:
207 Passenger transport on sea	:	:	:	:	:	:	:	:	:	:
208 Freight transport on sea	:	:	:	:	:	:	:	:	:	:
209 Support. auxiliary and other services	:	:	:	:	:	:	:	:	:	:
210 Air transport	:	:	:	:	:	:	:	:	:	:
211 Passenger transport by air	:	:	:	:	:	:	:	:	:	:
212 Freight transport by air	:	:	:	:	:	:	:	:	:	:
213 Supporting, auxiliary and other services	:	:	:	:	:	:	:	:	:	:
214 Other transportation	:	:	:	:	:	:	:	:	:	:
236 Travel	:	:	:	:	:	:	:	-289	-410	-636
981 Other services	:	:	:	:	:	:	:	-141	-115	81
245 Communications services	:	:	:	:	:	:	:	2	-12	-14
249 Construction services	:	:	:	:	:	:	:	2	4	11
253 Insurance services	:	:	:	:	:	:	:	-3	-11	-11
260 Financial services	:	:	:	:	:	:	:	0	1	-20
262 Computer and information services	:	:	:	:	:	:	:	:	:	:
266 Royalties and licence fees	:	:	:	:	:	:	:	-84	-94	-101
268 Other business services	:	:	:	:	:	:	:	-117	-76	49
269 Merchating and other trade-related serv.	:	:	:	:	:	:	:	-74	-2	-9
270 Merchating	:	:	:	:	:	:	:	:	:	:
271 Other trade related services	:	:	:	:	:	:	:	:	:	:
272 Operational leasing	:	:	:	:	:	:	:	2	3	-1
273 Misc. business, prof. and technical serv.	:	:	:	:	:	:	:	-45	-78	58
274 Legal, account., man., cons. and pub. rel.	:	:	:	:	:	:	:	:	:	:
278 Adv., market res. and polling	:	:	:	:	:	:	:	:	:	:
279 Research and development	:	:	:	:	:	:	:	:	:	:
280 Architect., engin. and other technical	:	:	:	:	:	:	:	:	:	:
281 Agric., mining and on-site processing	:	:	:	:	:	:	:	:	:	:
284 Other	:	:	:	:	:	:	:	:	:	:
285 Serv. between affiliated enterprises, nie	:	:	:	:	:	:	:	:	:	:
287 Personal, cultural and recreational services	:	:	:	:	:	:	:	-5	7	-5
288 Audio-visual and related services	:	:	:	:	:	:	:	:	:	:
289 Other personal, cultural and recreational	:	:	:	:	:	:	:	:	:	:
291 Government services, n i e	:	:	:	:	:	:	:	64	66	174
982 Services not allocated	:	:	:	:	:	:	:	0	0	0
300 INCOME	:	:	:	:	:	:	:	-116	-21	-131
310 Compensation of employees	:	:	:	:	:	:	:	4	2	2
320 Investment Income	:	:	:	:	:	:	:	-120	-23	-134
379 CURRENT TRANSFERS	:	:	:	:	:	:	:	-41	-120	-89
993 CURRENT ACCOUNT	:	:	:	:	:	:	:	:	:	:
994 CAPITAL ACCOUNT	:	:	:	:	:	:	:	:	:	:
010 CURRENT + CAPITAL ACCOUNT	:	:	:	:	:	:	:	-1 273	-1 262	-1 409
995 FINANCIAL ACCOUNT	:	:	:	:	:	:	:	:	:	:
998 NET ERRORS AND OMISSIONS	:	:	:	:	:	:	:	:	:	:

## 15.4.

Reporter: Austria

Partner: USA

	(in %)									
	1985	1986	1987	1988	1989	1990	1991	1992	1993	1994
	<b>Cover ratio</b>									
<b>100 GOODS</b>	:	:	:	:	:	:	:	54	63	65
<b>200 SERVICES</b>	:	:	:	:	:	:	:	78	79	79
<b>205 Transportation</b>	:	:	:	:	:	:	:	:	:	:
206 Sea transport	:	:	:	:	:	:	:	:	:	:
207 Passenger transport on sea	:	:	:	:	:	:	:	:	:	:
208 Freight transport on sea	:	:	:	:	:	:	:	:	:	:
209 Support. auxiliary and other services	:	:	:	:	:	:	:	:	:	:
210 Air transport	:	:	:	:	:	:	:	:	:	:
211 Passenger transport by air	:	:	:	:	:	:	:	:	:	:
212 Freight transport by air	:	:	:	:	:	:	:	:	:	:
213 Supporting, auxiliary and other services	:	:	:	:	:	:	:	:	:	:
214 Other transportation	:	:	:	:	:	:	:	:	:	:
<b>236 Travel</b>	:	:	:	:	:	:	:	69	64	51
<b>981 Other services</b>	:	:	:	:	:	:	:	80	88	109
245 Communications services	:	:	:	:	:	:	:	219	36	49
249 Construction services	:	:	:	:	:	:	:	116	119	160
253 Insurance services	:	:	:	:	:	:	:	82	56	59
260 Financial services	:	:	:	:	:	:	:	100	100	91
262 Computer and information services	:	:	:	:	:	:	:	:	:	:
266 Royalties and licence fees	:	:	:	:	:	:	:	26	24	19
268 Other business services	:	:	:	:	:	:	:	70	85	110
269 Merchating and other trade-related serv.	:	:	:	:	:	:	:	33	97	83
270 Merchating	:	:	:	:	:	:	:	:	:	:
271 Other trade related services	:	:	:	:	:	:	:	:	:	:
272 Operational leasing	:	:	:	:	:	:	:	151	127	93
273 Misc. business, prof. and technical serv.	:	:	:	:	:	:	:	84	81	114
274 Legal, account., man., cons. and pub. rel.	:	:	:	:	:	:	:	:	:	:
278 Adv., market res. and polling	:	:	:	:	:	:	:	:	:	:
279 Research and development	:	:	:	:	:	:	:	:	:	:
280 Architect., engin. and other technical	:	:	:	:	:	:	:	:	:	:
281 Agric., mining and on-site processing	:	:	:	:	:	:	:	:	:	:
284 Other	:	:	:	:	:	:	:	:	:	:
285 Serv. between affiliated enterprises, nie	:	:	:	:	:	:	:	:	:	:
287 Personal, cultural and recreational services	:	:	:	:	:	:	:	47	152	57
288 Audio-visual and related services	:	:	:	:	:	:	:	:	:	:
289 Other personal, cultural and recreational	:	:	:	:	:	:	:	:	:	:
291 Government services, n i e	:	:	:	:	:	:	:	738	824	939
<b>982 Services not allocated</b>	:	:	:	:	:	:	:	:	:	:
<b>300 INCOME</b>	:	:	:	:	:	:	:	76	96	78
310 Compensation of employees	:	:	:	:	:	:	:	176	119	124
320 Investment Income	:	:	:	:	:	:	:	75	95	77
<b>379 CURRENT TRANSFERS</b>	:	:	:	:	:	:	:	70	41	48
<b>993 CURRENT ACCOUNT</b>	:	:	:	:	:	:	:	:	:	:
<b>994 CAPITAL ACCOUNT</b>	:	:	:	:	:	:	:	:	:	:
<b>010 CURRENT + CAPITAL ACCOUNT</b>	:	:	:	:	:	:	:	68	73	72
<b>995 FINANCIAL ACCOUNT</b>	.	.	.	.	.	.	.	.	.	.
<b>998 NET ERRORS AND OMISSIONS</b>	.	.	.	.	.	.	.	.	.	.

## 15.5.

Reporter: Austria

Partner: Japan

(Mio ECU)

	1985	1986	1987	1988	1989	1990	1991	1992	1993	1994
	<b>Credit</b>									
<b>100 GOODS</b>	:	:	:	:	:	:	:	512	512	572
<b>200 SERVICES</b>	:	:	:	:	:	:	:	51	103	131
<b>205 Transportation</b>	:	:	:	:	:	:	:	9	9	6
206 Sea transport	:	:	:	:	:	:	:	:	:	:
207 Passenger transport on sea	:	:	:	:	:	:	:	:	:	:
208 Freight transport on sea	:	:	:	:	:	:	:	:	:	:
209 Support. auxiliary and other services	:	:	:	:	:	:	:	:	:	:
210 Air transport	:	:	:	:	:	:	:	:	:	:
211 Passenger transport by air	:	:	:	:	:	:	:	:	:	:
212 Freight transport by air	:	:	:	:	:	:	:	:	:	:
213 Supporting, auxiliary and other services	:	:	:	:	:	:	:	:	:	:
214 Other transportation	:	:	:	:	:	:	:	:	:	:
<b>236 Travel</b>	:	:	:	:	:	:	:	74	104	90
<b>981 Other services</b>	:	:	:	:	:	:	:	-32	-10	35
245 Communications services	:	:	:	:	:	:	:	0	0	0
249 Construction services	:	:	:	:	:	:	:	1	0	1
253 Insurance services	:	:	:	:	:	:	:	5	7	10
260 Financial services	:	:	:	:	:	:	:	9	4	5
262 Computer and information services	:	:	:	:	:	:	:	:	:	:
266 Royalties and licence fees	:	:	:	:	:	:	:	3	5	3
268 Other business services	:	:	:	:	:	:	:	-66	-48	15
269 Merchanted and other trade-related serv.	:	:	:	:	:	:	:	-133	-111	-78
270 Merchanted	:	:	:	:	:	:	:	:	:	:
271 Other trade related services	:	:	:	:	:	:	:	:	:	:
272 Operational leasing	:	:	:	:	:	:	:	2	0	0
273 Misc. business, prof. and technical serv.	:	:	:	:	:	:	:	65	63	93
274 Legal, account., man., cons. and pub. rel.	:	:	:	:	:	:	:	:	:	:
278 Adv., market res. and polling	:	:	:	:	:	:	:	:	:	:
279 Research and development	:	:	:	:	:	:	:	:	:	:
280 Architect., engin. and other technical	:	:	:	:	:	:	:	:	:	:
281 Agric., mining and on-site processing	:	:	:	:	:	:	:	:	:	:
284 Other	:	:	:	:	:	:	:	:	:	:
285 Serv. between affiliated enterprises, nie	:	:	:	:	:	:	:	:	:	:
287 Personal, cultural and recreational services	:	:	:	:	:	:	:	3	3	2
288 Audio-visual and related services	:	:	:	:	:	:	:	:	:	:
289 Other personal, cultural and recreational	:	:	:	:	:	:	:	:	:	:
291 Government services, n i e	:	:	:	:	:	:	:	13	18	-2
<b>982 Services not allocated</b>	:	:	:	:	:	:	:	0	0	0
<b>300 INCOME</b>	:	:	:	:	:	:	:	159	143	113
310 Compensation of employees	:	:	:	:	:	:	:	3	4	3
320 Investment Income	:	:	:	:	:	:	:	156	139	110
<b>379 CURRENT TRANSFERS</b>	:	:	:	:	:	:	:	14	15	41
<b>993 CURRENT ACCOUNT</b>	:	:	:	:	:	:	:	:	:	:
<b>994 CAPITAL ACCOUNT</b>	:	:	:	:	:	:	:	:	:	:
<b>010 CURRENT + CAPITAL ACCOUNT</b>	:	:	:	:	:	:	:	736	773	857
<b>995 FINANCIAL ACCOUNT</b>	:	:	:	:	:	:	:	:	:	:
<b>998 NET ERRORS AND OMISSIONS</b>	:	:	:	:	:	:	:	:	:	:

15.5.

Reporter: Austria

Partner: Japan

	(Mio ECU)									
	1985	1986	1987	1988	1989	1990	1991	1992	1993	1994
	<b>Debit</b>									
<b>100 GOODS</b>	:	:	:	:	:	:	:	1 969	1 816	1 983
<b>200 SERVICES</b>	:	:	:	:	:	:	:	161	294	280
<b>205 Transportation</b>	:	:	:	:	:	:	:	0	0	0
206 Sea transport	:	:	:	:	:	:	:	:	:	:
207 Passenger transport on sea	:	:	:	:	:	:	:	:	:	:
208 Freight transport on sea	:	:	:	:	:	:	:	:	:	:
209 Support. auxiliary and other services	:	:	:	:	:	:	:	:	:	:
210 Air transport	:	:	:	:	:	:	:	:	:	:
211 Passenger transport by air	:	:	:	:	:	:	:	:	:	:
212 Freight transport by air	:	:	:	:	:	:	:	:	:	:
213 Supporting, auxiliary and other services	:	:	:	:	:	:	:	:	:	:
214 Other transportation	:	:	:	:	:	:	:	:	:	:
<b>236 Travel</b>	:	:	:	:	:	:	:	20	31	23
<b>981 Other services</b>	:	:	:	:	:	:	:	141	263	256
245 Communications services	:	:	:	:	:	:	:	0	0	0
249 Construction services	:	:	:	:	:	:	:	2	1	0
253 Insurance services	:	:	:	:	:	:	:	4	4	2
260 Financial services	:	:	:	:	:	:	:	7	7	14
262 Computer and information services	:	:	:	:	:	:	:	:	:	:
266 Royalties and licence fees	:	:	:	:	:	:	:	4	2	1
268 Other business services	:	:	:	:	:	:	:	120	245	235
269 Merchunting and other trade-related serv.	:	:	:	:	:	:	:	-2	10	3
270 Merchunting	:	:	:	:	:	:	:	:	:	:
271 Other trade related services	:	:	:	:	:	:	:	:	:	:
272 Operational leasing	:	:	:	:	:	:	:	0	1	0
273 Misc. business, prof. and technical serv.	:	:	:	:	:	:	:	122	234	231
274 Legal, account., man., cons. and pub. rel.	:	:	:	:	:	:	:	:	:	:
278 Adv., market res. and polling	:	:	:	:	:	:	:	:	:	:
279 Research and development	:	:	:	:	:	:	:	:	:	:
280 Architect., engin. and other technical	:	:	:	:	:	:	:	:	:	:
281 Agric., mining and on-site processing	:	:	:	:	:	:	:	:	:	:
284 Other	:	:	:	:	:	:	:	:	:	:
285 Serv. between affiliated enterprises, nie	:	:	:	:	:	:	:	:	:	:
287 Personal, cultural and recreational services	:	:	:	:	:	:	:	0	0	0
288 Audio-visual and related services	:	:	:	:	:	:	:	:	:	:
289 Other personal, cultural and recreational	:	:	:	:	:	:	:	:	:	:
291 Government services, n i e	:	:	:	:	:	:	:	3	3	3
<b>982 Services not allocated</b>	:	:	:	:	:	:	:	0	0	0
<b>300 INCOME</b>	:	:	:	:	:	:	:	383	308	383
310 Compensation of employees	:	:	:	:	:	:	:	1	1	2
320 Investment Income	:	:	:	:	:	:	:	382	306	381
<b>379 CURRENT TRANSFERS</b>	:	:	:	:	:	:	:	3	4	3
<b>993 CURRENT ACCOUNT</b>	:	:	:	:	:	:	:	:	:	:
<b>994 CAPITAL ACCOUNT</b>	:	:	:	:	:	:	:	:	:	:
<b>010 CURRENT + CAPITAL ACCOUNT</b>	:	:	:	:	:	:	:	2 516	2 422	2 648
<b>995 FINANCIAL ACCOUNT</b>	:	:	:	:	:	:	:	:	:	:
<b>998 NET ERRORS AND OMISSIONS</b>	:	:	:	:	:	:	:	:	:	:

**15.5.**
**Reporter: Austria**
**Partner: Japan**

(Mio ECU)

	1985	1986	1987	1988	1989	1990	1991	1992	1993	1994
	<b>Net</b>									
<b>100 GOODS</b>	:	:	:	:	:	:	:	-1 457	-1 304	-1 411
<b>200 SERVICES</b>	:	:	:	:	:	:	:	-111	-191	-149
<b>205 Transportation</b>	:	:	:	:	:	:	:	9	9	6
206 Sea transport	:	:	:	:	:	:	:	:	:	:
207 Passenger transport on sea	:	:	:	:	:	:	:	:	:	:
208 Freight transport on sea	:	:	:	:	:	:	:	:	:	:
209 Support. auxiliary and other services	:	:	:	:	:	:	:	:	:	:
210 Air transport	:	:	:	:	:	:	:	:	:	:
211 Passenger transport by air	:	:	:	:	:	:	:	:	:	:
212 Freight transport by air	:	:	:	:	:	:	:	:	:	:
213 Supporting, auxiliary and other services	:	:	:	:	:	:	:	:	:	:
214 Other transportation	:	:	:	:	:	:	:	:	:	:
<b>236 Travel</b>	:	:	:	:	:	:	:	54	73	67
<b>981 Other services</b>	:	:	:	:	:	:	:	-174	-273	-222
245 Communications services	:	:	:	:	:	:	:	-	-	0
249 Construction services	:	:	:	:	:	:	:	-1	-1	0
253 Insurance services	:	:	:	:	:	:	:	0	4	8
260 Financial services	:	:	:	:	:	:	:	2	-4	-9
262 Computer and information services	:	:	:	:	:	:	:	:	:	:
266 Royalties and licence fees	:	:	:	:	:	:	:	-1	2	2
268 Other business services	:	:	:	:	:	:	:	-186	-292	-220
269 Merchating and other trade-related serv.	:	:	:	:	:	:	:	-131	-121	-81
270 Merchating	:	:	:	:	:	:	:	:	:	:
271 Other trade related services	:	:	:	:	:	:	:	:	:	:
272 Operational leasing	:	:	:	:	:	:	:	2	-1	-
273 Misc. business, prof. and technical serv.	:	:	:	:	:	:	:	-56	-171	-138
274 Legal, account., man., cons. and pub. rel.	:	:	:	:	:	:	:	:	:	:
278 Adv., market res. and polling	:	:	:	:	:	:	:	:	:	:
279 Research and development	:	:	:	:	:	:	:	:	:	:
280 Architect., engin. and other technical	:	:	:	:	:	:	:	:	:	:
281 Agric., mining and on-site processing	:	:	:	:	:	:	:	:	:	:
284 Other	:	:	:	:	:	:	:	:	:	:
285 Serv. between affiliated enterprises, nie	:	:	:	:	:	:	:	:	:	:
287 Personal, cultural and recreational services	:	:	:	:	:	:	:	3	2	2
288 Audio-visual and related services	:	:	:	:	:	:	:	:	:	:
289 Other personal, cultural and recreational	:	:	:	:	:	:	:	:	:	:
291 Government services, n i e	:	:	:	:	:	:	:	10	15	-5
<b>982 Services not allocated</b>	:	:	:	:	:	:	:	0	0	0
<b>300 INCOME</b>	:	:	:	:	:	:	:	-223	-165	-269
310 Compensation of employees	:	:	:	:	:	:	:	2	2	1
320 Investment Income	:	:	:	:	:	:	:	-226	-167	-270
<b>379 CURRENT TRANSFERS</b>	:	:	:	:	:	:	:	11	11	38
<b>993 CURRENT ACCOUNT</b>	:	:	:	:	:	:	:	:	:	:
<b>994 CAPITAL ACCOUNT</b>	:	:	:	:	:	:	:	:	:	:
<b>010 CURRENT + CAPITAL ACCOUNT</b>	:	:	:	:	:	:	:	-1 780	-1 649	-1 791
<b>995 FINANCIAL ACCOUNT</b>	:	:	:	:	:	:	:	:	:	:
<b>998 NET ERRORS AND OMISSIONS</b>	:	:	:	:	:	:	:	:	:	:

15.5.

Reporter: Austria

Partner: Japan

	(in %)									
	1985	1986	1987	1988	1989	1990	1991	1992	1993	1994
	<b>Cover ratio</b>									
<b>100 GOODS</b>	:	:	:	:	:	:	:	26	28	29
<b>200 SERVICES</b>	:	:	:	:	:	:	:	31	35	47
<b>205 Transportation</b>	:	:	:	:	:	:	:	:	:	:
206 Sea transport	:	:	:	:	:	:	:	:	:	:
207 Passenger transport on sea	:	:	:	:	:	:	:	:	:	:
208 Freight transport on sea	:	:	:	:	:	:	:	:	:	:
209 Support. auxiliary and other services	:	:	:	:	:	:	:	:	:	:
210 Air transport	:	:	:	:	:	:	:	:	:	:
211 Passenger transport by air	:	:	:	:	:	:	:	:	:	:
212 Freight transport by air	:	:	:	:	:	:	:	:	:	:
213 Supporting, auxiliary and other services	:	:	:	:	:	:	:	:	:	:
214 Other transportation	:	:	:	:	:	:	:	:	:	:
<b>236 Travel</b>	:	:	:	:	:	:	:	370	337	385
<b>981 Other services</b>	:	:	:	:	:	:	:	-23	-4	14
245 Communications services	:	:	:	:	:	:	:	:	:	:
249 Construction services	:	:	:	:	:	:	:	47	24	:
253 Insurance services	:	:	:	:	:	:	:	103	213	538
260 Financial services	:	:	:	:	:	:	:	123	53	35
262 Computer and information services	:	:	:	:	:	:	:	:	:	:
266 Royalties and licence fees	:	:	:	:	:	:	:	73	207	235
268 Other business services	:	:	:	:	:	:	:	-55	-20	6
269 Merchanding and other trade-related serv.	:	:	:	:	:	:	:	:	-1 090	-2 526
270 Merchanding	:	:	:	:	:	:	:	:	:	:
271 Other trade related services	:	:	:	:	:	:	:	:	:	:
272 Operational leasing	:	:	:	:	:	:	:	:	:	:
273 Misc. business, prof. and technical serv.	:	:	:	:	:	:	:	54	27	40
274 Legal, account., man., cons. and pub. rel.	:	:	:	:	:	:	:	:	:	:
278 Adv., market res. and polling	:	:	:	:	:	:	:	:	:	:
279 Research and development	:	:	:	:	:	:	:	:	:	:
280 Architect., engin. and other technical	:	:	:	:	:	:	:	:	:	:
281 Agric., mining and on-site processing	:	:	:	:	:	:	:	:	:	:
284 Other	:	:	:	:	:	:	:	:	:	:
285 Serv. between affiliated enterprises, nie	:	:	:	:	:	:	:	:	:	:
287 Personal, cultural and recreational services	:	:	:	:	:	:	:	:	:	:
288 Audio-visual and related services	:	:	:	:	:	:	:	:	:	:
289 Other personal, cultural and recreational	:	:	:	:	:	:	:	:	:	:
291 Government services, n i e	:	:	:	:	:	:	:	378	534	-57
<b>982 Services not allocated</b>	:	:	:	:	:	:	:	:	:	:
<b>300 INCOME</b>	:	:	:	:	:	:	:	42	46	30
310 Compensation of employees	:	:	:	:	:	:	:	:	283	156
320 Investment Income	:	:	:	:	:	:	:	41	45	29
<b>379 CURRENT TRANSFERS</b>	:	:	:	:	:	:	:	428	367	1 583
<b>993 CURRENT ACCOUNT</b>	:	:	:	:	:	:	:	:	:	:
<b>994 CAPITAL ACCOUNT</b>	:	:	:	:	:	:	:	:	:	:
<b>010 CURRENT + CAPITAL ACCOUNT</b>	:	:	:	:	:	:	:	29	32	32
<b>995 FINANCIAL ACCOUNT</b>	.	.	.	.	.	.	.	.	.	.
<b>998 NET ERRORS AND OMISSIONS</b>	.	.	.	.	.	.	.	.	.	.

## 16.1.

Reporter: Portugal

Partner: World

(Mio ECU)

	1985	1986	1987	1988	1989	1990	1991	1992	1993	1994
	<b>Credit</b>									
<b>100 GOODS</b>	<b>7 408</b>	<b>7 316</b>	<b>8 023</b>	<b>9 200</b>	<b>11 547</b>	<b>12 808</b>	<b>13 093</b>	<b>14 092</b>	<b>13 576</b>	<b>15 529</b>
<b>200 SERVICES</b>	<b>2 592</b>	<b>2 513</b>	<b>2 798</b>	<b>3 020</b>	<b>3 554</b>	<b>4 087</b>	<b>4 364</b>	<b>4 302</b>	<b>5 690</b>	<b>5 463</b>
<b>205 Transportation</b>	<b>539</b>	<b>569</b>	<b>529</b>	<b>561</b>	<b>600</b>	<b>735</b>	<b>730</b>	<b>724</b>	<b>1 007</b>	<b>869</b>
206 Sea transport	81	74	78	79	90	83	83	80	176	178
207 Passenger transport on sea	0	0	0	0	0	0	0	0	0	2
208 Freight transport on sea	81	74	78	79	90	83	83	80	89	89
209 Support. auxiliary and other services	:	:	:	:	:	:	:	:	86	88
210 Air transport	133	139	140	124	129	159	155	158	683	557
211 Passenger transport by air	105	113	112	96	97	130	126	130	542	397
212 Freight transport by air	28	26	28	28	32	29	29	28	32	38
213 Supporting, auxiliary and other services	:	:	:	:	:	:	:	:	109	122
214 Other transportation	325	356	311	358	381	493	491	486	148	133
<b>236 Travel</b>	<b>1 472</b>	<b>1 553</b>	<b>1 861</b>	<b>2 053</b>	<b>2 450</b>	<b>2 777</b>	<b>3 022</b>	<b>2 840</b>	<b>3 467</b>	<b>3 430</b>
<b>981 Other services</b>	<b>344</b>	<b>238</b>	<b>242</b>	<b>242</b>	<b>295</b>	<b>334</b>	<b>355</b>	<b>425</b>	<b>1 216</b>	<b>1 164</b>
245 Communications services	56	36	39	39	49	57	61	74	137	144
249 Construction services	38	24	26	26	33	39	41	50	92	127
253 Insurance services	18	12	13	13	16	19	20	24	60	78
260 Financial services	44	28	31	31	39	45	48	58	108	90
262 Computer and information services	:	:	:	:	:	:	:	:	12	18
266 Royalties and licence fees	12	7	8	8	10	12	13	15	31	25
268 Other business services	127	82	89	87	112	130	137	167	613	543
269 Merchandising and other trade-related serv.	56	36	39	38	49	57	60	73	135	118
270 Merchandising	-1	-1	-1	-1	-1	-2	-2	-2	-4	-11
271 Other trade related services	57	37	40	39	50	58	62	75	139	129
272 Operational leasing	:	:	:	:	:	:	:	:	27	19
273 Misc. business, prof. and technical serv.	71	46	50	49	63	73	77	94	451	406
274 Legal, account., man., cons. and pub. rel.	:	:	:	:	:	:	:	:	27	36
278 Adv., market res. and polling	19	13	14	13	17	20	21	26	47	63
279 Research and development	:	:	:	:	:	:	:	:	14	16
280 Architect., engin. and other technical	:	:	:	:	:	:	:	:	36	52
281 Agric., mining and on-site processing	:	:	:	:	:	:	:	:	20	15
284 Other	:	:	:	:	:	:	:	:	232	168
285 Serv. between affiliated enterprises, nie	:	:	:	:	:	:	:	:	76	55
287 Personal, cultural and recreational services	1	0	1	1	1	1	1	1	120	98
288 Audio-visual and related services	:	:	:	:	:	:	:	:	65	52
289 Other personal, cultural and recreational	:	:	:	:	:	:	:	:	56	45
291 Government services, n i e	47	48	37	37	35	32	34	36	43	42
<b>982 Services not allocated</b>	<b>237</b>	<b>153</b>	<b>165</b>	<b>164</b>	<b>209</b>	<b>242</b>	<b>257</b>	<b>313</b>	<b>0</b>	<b>0</b>
<b>300 INCOME</b>	<b>362</b>	<b>304</b>	<b>359</b>	<b>405</b>	<b>654</b>	<b>1 062</b>	<b>1 249</b>	<b>1 602</b>	<b>2 091</b>	<b>1 873</b>
310 Compensation of employees	95	74	103	124	131	168	162	90	116	114
320 Investment Income	267	230	256	281	523	894	1 087	1 512	1 975	1 759
<b>379 CURRENT TRANSFERS</b>	<b>3 025</b>	<b>3 355</b>	<b>3 788</b>	<b>4 196</b>	<b>4 753</b>	<b>5 043</b>	<b>5 878</b>	<b>7 198</b>	<b>7 127</b>	<b>6 201</b>
<b>993 CURRENT ACCOUNT</b>	<b>:</b>	<b>:</b>	<b>:</b>	<b>:</b>	<b>:</b>	<b>:</b>	<b>:</b>	<b>:</b>	<b>:</b>	<b>:</b>
<b>994 CAPITAL ACCOUNT</b>	<b>:</b>	<b>:</b>	<b>:</b>	<b>:</b>	<b>:</b>	<b>:</b>	<b>:</b>	<b>:</b>	<b>:</b>	<b>:</b>
<b>010 CURRENT + CAPITAL ACCOUNT</b>	<b>13 386</b>	<b>13 489</b>	<b>14 967</b>	<b>16 821</b>	<b>20 508</b>	<b>23 000</b>	<b>24 584</b>	<b>27 194</b>	<b>28 483</b>	<b>29 066</b>
<b>995 FINANCIAL ACCOUNT</b>	<b>:</b>	<b>:</b>	<b>:</b>	<b>:</b>	<b>:</b>	<b>:</b>	<b>:</b>	<b>:</b>	<b>:</b>	<b>:</b>
<b>998 NET ERRORS AND OMISSIONS</b>	<b>:</b>	<b>:</b>	<b>:</b>	<b>:</b>	<b>:</b>	<b>:</b>	<b>:</b>	<b>:</b>	<b>:</b>	<b>:</b>



16.1.

Reporter: Portugal

Partner: World

	(Mio ECU)									
	1985	1986	1987	1988	1989	1990	1991	1992	1993	1994
	<b>Debit</b>									
<b>100 GOODS</b>	<b>9 375</b>	<b>9 021</b>	<b>11 123</b>	<b>13 790</b>	<b>15 973</b>	<b>18 151</b>	<b>19 443</b>	<b>21 366</b>	<b>19 329</b>	<b>21 176</b>
<b>200 SERVICES</b>	<b>1 593</b>	<b>1 549</b>	<b>1 784</b>	<b>2 147</b>	<b>2 439</b>	<b>2 999</b>	<b>3 427</b>	<b>3 485</b>	<b>5 110</b>	<b>5 098</b>
<b>205 Transportation</b>	<b>778</b>	<b>704</b>	<b>851</b>	<b>1 049</b>	<b>1 202</b>	<b>1 433</b>	<b>1 553</b>	<b>1 580</b>	<b>1 622</b>	<b>1 727</b>
206 Sea transport	415	402	494	612	708	808	870	954	628	655
207 Passenger transport on sea	0	0	0	0	0	0	0	0	1	1
208 Freight transport on sea	415	402	494	612	708	808	870	954	571	600
209 Support. auxiliary and other services	:	:	:	:	:	:	:	:	57	54
210 Air transport	174	172	209	259	301	353	363	388	551	560
211 Passenger transport by air	15	18	19	24	29	43	29	22	235	277
212 Freight transport by air	159	154	190	235	272	310	334	366	220	217
213 Supporting, auxiliary and other services	:	:	:	:	:	:	:	:	96	66
214 Other transportation	189	130	149	178	193	271	320	238	442	511
<b>236 Travel</b>	<b>307</b>	<b>332</b>	<b>367</b>	<b>452</b>	<b>532</b>	<b>677</b>	<b>830</b>	<b>891</b>	<b>1 616</b>	<b>1 430</b>
<b>981 Other services</b>	<b>320</b>	<b>324</b>	<b>371</b>	<b>414</b>	<b>449</b>	<b>551</b>	<b>643</b>	<b>627</b>	<b>1 872</b>	<b>1 941</b>
245 Communications services	9	9	10	11	13	17	20	19	39	54
249 Construction services	24	24	25	29	32	43	51	49	101	69
253 Insurance services	51	52	53	63	70	92	109	106	219	294
260 Financial services	48	49	51	60	66	87	104	100	206	129
262 Computer and information services	:	:	:	:	:	:	:	:	34	41
266 Royalties and licence fees	29	29	30	35	39	52	61	59	149	174
268 Other business services	48	49	50	60	66	88	103	100	808	880
269 Merchanting and other trade-related serv.	29	30	30	36	40	53	62	60	124	149
270 Merchanting	0	0	0	0	0	0	0	0	0	0
271 Other trade related services	29	30	30	36	40	53	62	60	124	149
272 Operational leasing	:	:	:	:	:	:	:	:	139	118
273 Misc. business, prof. and technical serv.	19	19	20	24	26	35	41	40	545	613
274 Legal, account., man., cons. and pub. rel.	:	:	:	:	:	:	:	:	34	40
278 Adv., market res. and polling	13	13	14	16	18	24	28	27	57	65
279 Research and development	:	:	:	:	:	:	:	:	30	12
280 Architect., engin. and other technical	:	:	:	:	:	:	:	:	131	261
281 Agric., mining and on-site processing	:	:	:	:	:	:	:	:	9	7
284 Other	:	:	:	:	:	:	:	:	191	155
285 Serv. between affiliated enterprises, nie	:	:	:	:	:	:	:	:	92	75
287 Personal, cultural and recreational services	6	6	6	8	8	11	13	13	127	107
288 Audio-visual and related services	:	:	:	:	:	:	:	:	106	90
289 Other personal, cultural and recreational	:	:	:	:	:	:	:	:	21	17
291 Government services, n i e	105	105	146	147	155	162	182	181	189	194
<b>982 Services not allocated</b>	<b>187</b>	<b>189</b>	<b>195</b>	<b>231</b>	<b>256</b>	<b>338</b>	<b>400</b>	<b>387</b>	<b>0</b>	<b>0</b>
<b>300 INCOME</b>	<b>1 794</b>	<b>1 298</b>	<b>1 084</b>	<b>1 087</b>	<b>1 208</b>	<b>1 163</b>	<b>1 116</b>	<b>1 078</b>	<b>1 903</b>	<b>1 989</b>
310 Compensation of employees	19	38	24	24	33	72	89	89	44	56
320 Investment Income	1 775	1 260	1 060	1 063	1 175	1 091	1 027	989	1 859	1 934
<b>379 CURRENT TRANSFERS</b>	<b>110</b>	<b>398</b>	<b>515</b>	<b>528</b>	<b>624</b>	<b>726</b>	<b>1 019</b>	<b>1 178</b>	<b>1 436</b>	<b>1 683</b>
<b>993 CURRENT ACCOUNT</b>	<b>:</b>	<b>:</b>	<b>:</b>	<b>:</b>	<b>:</b>	<b>:</b>	<b>:</b>	<b>:</b>	<b>:</b>	<b>:</b>
<b>994 CAPITAL ACCOUNT</b>	<b>:</b>	<b>:</b>	<b>:</b>	<b>:</b>	<b>:</b>	<b>:</b>	<b>:</b>	<b>:</b>	<b>:</b>	<b>:</b>
<b>010 CURRENT + CAPITAL ACCOUNT</b>	<b>12 872</b>	<b>12 266</b>	<b>14 507</b>	<b>17 553</b>	<b>20 245</b>	<b>23 038</b>	<b>25 004</b>	<b>27 107</b>	<b>27 778</b>	<b>29 947</b>
<b>995 FINANCIAL ACCOUNT</b>	<b>:</b>	<b>:</b>	<b>:</b>	<b>:</b>	<b>:</b>	<b>:</b>	<b>:</b>	<b>:</b>	<b>:</b>	<b>:</b>
<b>998 NET ERRORS AND OMISSIONS</b>	<b>:</b>	<b>:</b>	<b>:</b>	<b>:</b>	<b>:</b>	<b>:</b>	<b>:</b>	<b>:</b>	<b>:</b>	<b>:</b>

16.1.

Reporter: Portugal

Partner: World

(Mio ECU)

	1 985	1 986	1 987	1 988	1 989	1 990	1 991	1 992	1 993	1 994
	<b>Net</b>									
<b>100 GOODS</b>	<b>-1 967</b>	<b>-1 705</b>	<b>-3 101</b>	<b>-4 590</b>	<b>-4 426</b>	<b>-5 343</b>	<b>-6 350</b>	<b>-7 274</b>	<b>-5 754</b>	<b>-5 647</b>
<b>200 SERVICES</b>	<b>999</b>	<b>964</b>	<b>1 014</b>	<b>873</b>	<b>1 115</b>	<b>1 088</b>	<b>937</b>	<b>817</b>	<b>580</b>	<b>365</b>
<b>205 Transportation</b>	<b>-239</b>	<b>-135</b>	<b>-322</b>	<b>-488</b>	<b>-601</b>	<b>-698</b>	<b>-823</b>	<b>-856</b>	<b>-615</b>	<b>-858</b>
206 Sea transport	-334	-327	-415	-533	-618	-725	-787	-874	-452	-477
207 Passenger transport on sea	0	0	0	0	0	0	0	0	0	1
208 Freight transport on sea	-334	-327	-415	-533	-618	-725	-787	-874	-482	-511
209 Support. auxiliary and other services	:	:	:	:	:	:	:	:	30	34
210 Air transport	-41	-34	-69	-134	-172	-194	-208	-230	131	-3
211 Passenger transport by air	90	94	93	73	68	87	97	108	307	120
212 Freight transport by air	-131	-128	-162	-207	-240	-281	-305	-338	-188	-179
213 Supporting, auxiliary and other services	:	:	:	:	:	:	:	:	13	56
214 Other transportation	136	226	162	180	188	222	171	247	-294	-378
<b>236 Travel</b>	<b>1 165</b>	<b>1 221</b>	<b>1 494</b>	<b>1 601</b>	<b>1 918</b>	<b>2 099</b>	<b>2 192</b>	<b>1 949</b>	<b>1 851</b>	<b>2 000</b>
<b>981 Other services</b>	<b>23</b>	<b>-85</b>	<b>-129</b>	<b>-172</b>	<b>-154</b>	<b>-217</b>	<b>-289</b>	<b>-201</b>	<b>-656</b>	<b>-777</b>
245 Communications services	47	27	29	27	37	40	41	55	97	90
249 Construction services	14	0	2	-3	1	-4	-10	1	-8	59
253 Insurance services	-33	-40	-41	-50	-54	-73	-89	-81	-159	-216
260 Financial services	-4	-21	-20	-29	-27	-42	-56	-42	-98	-39
262 Computer and information services	:	:	:	:	:	:	:	:	-22	-23
266 Royalties and licence fees	-17	-21	-22	-27	-29	-40	-49	-44	-118	-149
268 Other business services	78	32	38	27	45	42	34	67	-194	-337
269 Merchanting and other trade-related serv.	26	6	8	2	9	4	-2	13	11	-31
270 Merchanting	-1	-1	-1	-1	-1	-2	-2	-2	-4	-11
271 Other trade related services	28	7	9	3	10	6	-1	15	15	-20
272 Operational leasing	:	:	:	:	:	:	:	:	-112	-99
273 Misc. business, prof. and technical serv.	52	26	30	25	36	38	36	54	-94	-207
274 Legal, account., man., cons. and pub. rel.	:	:	:	:	:	:	:	:	-7	-4
278 Adv., market res. and polling	6	-1	0	-3	-1	-4	-7	-2	-9	-2
279 Research and development	:	:	:	:	:	:	:	:	-16	5
280 Architect., engin. and other technical	:	:	:	:	:	:	:	:	-96	-209
281 Agric., mining and on-site processing	:	:	:	:	:	:	:	:	11	8
284 Other	:	:	:	:	:	:	:	:	40	14
285 Serv. between affiliated enterprises, nie	:	:	:	:	:	:	:	:	-16	-19
287 Personal, cultural and recreational services	-5	-6	-6	-7	-8	-10	-12	-12	-7	-9
288 Audio-visual and related services	:	:	:	:	:	:	:	:	-42	-37
289 Other personal, cultural and recreational	:	:	:	:	:	:	:	:	35	28
291 Government services, n i e	-58	-57	-109	-110	-120	-130	-148	-145	-146	-152
<b>982 Services not allocated</b>	<b>51</b>	<b>-36</b>	<b>-30</b>	<b>-67</b>	<b>-47</b>	<b>-96</b>	<b>-143</b>	<b>-74</b>	<b>0</b>	<b>0</b>
<b>300 INCOME</b>	<b>-1 432</b>	<b>-994</b>	<b>-726</b>	<b>-683</b>	<b>-554</b>	<b>-100</b>	<b>134</b>	<b>524</b>	<b>188</b>	<b>-116</b>
310 Compensation of employees	76	36	79	100	98	96	73	1	72	58
320 Investment income	-1 508	-1 030	-805	-783	-652	-196	61	523	117	-174
<b>379 CURRENT TRANSFERS</b>	<b>2 915</b>	<b>2 957</b>	<b>3 273</b>	<b>3 668</b>	<b>4 129</b>	<b>4 317</b>	<b>4 859</b>	<b>6 020</b>	<b>5 691</b>	<b>4 518</b>
<b>993 CURRENT ACCOUNT</b>	<b>:</b>	<b>:</b>	<b>:</b>	<b>:</b>	<b>:</b>	<b>:</b>	<b>:</b>	<b>:</b>	<b>:</b>	<b>:</b>
<b>994 CAPITAL ACCOUNT</b>	<b>:</b>	<b>:</b>	<b>:</b>	<b>:</b>	<b>:</b>	<b>:</b>	<b>:</b>	<b>:</b>	<b>:</b>	<b>:</b>
<b>010 CURRENT + CAPITAL ACCOUNT</b>	<b>515</b>	<b>1 223</b>	<b>460</b>	<b>-732</b>	<b>263</b>	<b>-37</b>	<b>-421</b>	<b>87</b>	<b>705</b>	<b>-881</b>
<b>995 FINANCIAL ACCOUNT</b>	<b>:</b>	<b>:</b>	<b>:</b>	<b>:</b>	<b>:</b>	<b>:</b>	<b>:</b>	<b>:</b>	<b>-198</b>	<b>1 831</b>
<b>998 NET ERRORS AND OMISSIONS</b>	<b>:</b>	<b>:</b>	<b>:</b>	<b>:</b>	<b>:</b>	<b>:</b>	<b>:</b>	<b>:</b>	<b>-507</b>	<b>-950</b>

16.1.

Reporter: Portugal

Partner: World

	(in %)									
	1985	1986	1987	1988	1989	1990	1991	1992	1993	1994
	<b>Cover ratio</b>									
<b>100 GOODS</b>	<b>79</b>	<b>81</b>	<b>72</b>	<b>67</b>	<b>72</b>	<b>71</b>	<b>67</b>	<b>66</b>	<b>70</b>	<b>73</b>
<b>200 SERVICES</b>	<b>163</b>	<b>162</b>	<b>157</b>	<b>141</b>	<b>146</b>	<b>136</b>	<b>127</b>	<b>123</b>	<b>111</b>	<b>107</b>
<b>205 Transportation</b>	<b>69</b>	<b>81</b>	<b>62</b>	<b>53</b>	<b>50</b>	<b>51</b>	<b>47</b>	<b>46</b>	<b>62</b>	<b>50</b>
206 Sea transport	20	18	16	13	13	10	10	8	28	27
207 Passenger transport on sea	:	:	:	:	:	:	:	:	:	140
208 Freight transport on sea	20	18	16	13	13	10	10	8	16	15
209 Support. auxiliary and other services	:	:	:	:	:	:	:	:	152	162
210 Air transport	76	81	67	48	43	45	43	41	124	99
211 Passenger transport by air	700	628	589	400	334	302	434	591	231	143
212 Freight transport by air	18	17	15	12	12	9	9	8	14	17
213 Supporting, auxiliary and other services	:	:	:	:	:	:	:	:	113	184
214 Other transportation	172	274	209	201	197	182	153	204	34	26
<b>236 Travel</b>	<b>479</b>	<b>468</b>	<b>507</b>	<b>454</b>	<b>461</b>	<b>410</b>	<b>364</b>	<b>319</b>	<b>215</b>	<b>240</b>
<b>981 Other services</b>	<b>108</b>	<b>73</b>	<b>65</b>	<b>58</b>	<b>66</b>	<b>61</b>	<b>55</b>	<b>68</b>	<b>65</b>	<b>60</b>
245 Communications services	622	400	390	355	377	335	305	389	347	267
249 Construction services	158	100	104	90	103	91	80	102	92	186
253 Insurance services	35	23	25	21	23	21	18	23	27	26
260 Financial services	92	57	61	52	59	52	46	58	52	70
262 Computer and information services	:	:	:	:	:	:	:	:	35	44
266 Royalties and licence fees	41	24	27	23	26	23	21	25	21	14
268 Other business services	265	167	178	145	170	148	133	167	76	62
269 Merchanting and other trade-related serv.	193	120	130	106	123	108	97	122	109	79
270 Merchanting	:	:	:	:	:	:	:	:	:	:
271 Other trade related services	197	123	133	108	125	109	100	125	112	87
272 Operational leasing	:	:	:	:	:	:	:	:	19	16
273 Misc. business, prof. and technical serv.	374	242	250	204	242	209	188	235	83	66
274 Legal, account., man., cons. and pub. rel.	:	:	:	:	:	:	:	:	79	91
278 Adv., market res. and polling	146	100	100	81	94	83	75	96	84	97
279 Research and development	:	:	:	:	:	:	:	:	46	138
280 Architect., engin. and other technical	:	:	:	:	:	:	:	:	27	20
281 Agric., mining and on-site processing	:	:	:	:	:	:	:	:	226	224
284 Other	:	:	:	:	:	:	:	:	121	109
285 Serv. between affiliated enterprises, nie	:	:	:	:	:	:	:	:	82	74
287 Personal, cultural and recreational services	17	0	17	13	13	9	8	8	95	91
288 Audio-visual and related services	:	:	:	:	:	:	:	:	61	59
289 Other personal, cultural and recreational	:	:	:	:	:	:	:	:	269	259
291 Government services, n i e	45	46	25	25	23	20	19	20	23	22
<b>982 Services not allocated</b>	<b>127</b>	<b>81</b>	<b>85</b>	<b>71</b>	<b>82</b>	<b>72</b>	<b>64</b>	<b>81</b>	:	:
<b>300 INCOME</b>	<b>20</b>	<b>23</b>	<b>33</b>	<b>37</b>	<b>54</b>	<b>91</b>	<b>112</b>	<b>149</b>	<b>110</b>	<b>94</b>
310 Compensation of employees	500	195	429	517	397	233	182	101	263	204
320 Investment Income	15	18	24	26	45	82	106	153	106	91
<b>379 CURRENT TRANSFERS</b>	<b>2 750</b>	<b>843</b>	<b>735</b>	<b>795</b>	<b>762</b>	<b>695</b>	<b>577</b>	<b>611</b>	<b>496</b>	<b>368</b>
<b>993 CURRENT ACCOUNT</b>	:	:	:	:	:	:	:	:	:	:
<b>994 CAPITAL ACCOUNT</b>	:	:	:	:	:	:	:	:	:	:
<b>010 CURRENT + CAPITAL ACCOUNT</b>	<b>104</b>	<b>110</b>	<b>103</b>	<b>96</b>	<b>101</b>	<b>100</b>	<b>98</b>	<b>100</b>	<b>103</b>	<b>97</b>
<b>995 FINANCIAL ACCOUNT</b>	.	.	.	.	.	.	.	.	.	.
<b>998 NET ERRORS AND OMISSIONS</b>	.	.	.	.	.	.	.	.	.	.

## 16.2.

Reporter: Portugal

Partner: Intra EUR15

	(Mio ECU)									
	1985	1986	1987	1988	1989	1990	1991	1992	1993	1994
	<b>Credit</b>									
<b>100 GOODS</b>	:	:	:	:	:	:	:	:	<b>10 832</b>	<b>12 388</b>
<b>200 SERVICES</b>	:	:	:	:	:	:	:	:	<b>4 179</b>	<b>4 116</b>
<b>205 Transportation</b>	:	:	:	:	:	:	:	:	<b>576</b>	<b>511</b>
206 Sea transport	:	:	:	:	:	:	:	:	95	100
207 Passenger transport on sea	:	:	:	:	:	:	:	:	0	1
208 Freight transport on sea	:	:	:	:	:	:	:	:	56	51
209 Support. auxiliary and other services	:	:	:	:	:	:	:	:	39	48
210 Air transport	:	:	:	:	:	:	:	:	386	298
211 Passenger transport by air	:	:	:	:	:	:	:	:	275	184
212 Freight transport by air	:	:	:	:	:	:	:	:	22	22
213 Supporting, auxiliary and other services	:	:	:	:	:	:	:	:	90	92
214 Other transportation	:	:	:	:	:	:	:	:	95	113
<b>236 Travel</b>	:	:	:	:	:	:	:	:	<b>2 792</b>	<b>2 852</b>
<b>981 Other services</b>	:	:	:	:	:	:	:	:	<b>810</b>	<b>752</b>
245 Communications services	:	:	:	:	:	:	:	:	90	69
249 Construction services	:	:	:	:	:	:	:	:	60	96
253 Insurance services	:	:	:	:	:	:	:	:	47	56
260 Financial services	:	:	:	:	:	:	:	:	81	62
262 Computer and information services	:	:	:	:	:	:	:	:	7	12
266 Royalties and licence fees	:	:	:	:	:	:	:	:	14	12
268 Other business services	:	:	:	:	:	:	:	:	423	370
269 Merchating and other trade-related serv.	:	:	:	:	:	:	:	:	104	88
270 Merchating	:	:	:	:	:	:	:	:	0	-7
271 Other trade related services	:	:	:	:	:	:	:	:	104	96
272 Operational leasing	:	:	:	:	:	:	:	:	23	13
273 Misc. business, prof. and technical serv.	:	:	:	:	:	:	:	:	296	269
274 Legal, account., man., cons. and pub. rel.	:	:	:	:	:	:	:	:	15	20
278 Adv., market res. and polling	:	:	:	:	:	:	:	:	36	46
279 Research and development	:	:	:	:	:	:	:	:	11	12
280 Architect., engin. and other technical	:	:	:	:	:	:	:	:	17	30
281 Agric., mining and on-site processing	:	:	:	:	:	:	:	:	13	12
284 Other	:	:	:	:	:	:	:	:	153	112
285 Serv. between affiliated enterprises, nie	:	:	:	:	:	:	:	:	50	37
287 Personal, cultural and recreational services	:	:	:	:	:	:	:	:	67	58
288 Audio-visual and related services	:	:	:	:	:	:	:	:	36	31
289 Other personal, cultural and recreational	:	:	:	:	:	:	:	:	31	27
291 Government services, n i e	:	:	:	:	:	:	:	:	21	18
<b>982 Services not allocated</b>	:	:	:	:	:	:	:	:	<b>0</b>	<b>0</b>
<b>300 INCOME</b>	:	:	:	:	:	:	:	:	<b>1 446</b>	<b>1 291</b>
310 Compensation of employees	:	:	:	:	:	:	:	:	63	68
320 Investment income	:	:	:	:	:	:	:	:	1 383	1 223
<b>379 CURRENT TRANSFERS</b>	:	:	:	:	:	:	:	:	<b>5 282</b>	<b>4 908</b>
<b>993 CURRENT ACCOUNT</b>	:	:	:	:	:	:	:	:	:	:
<b>994 CAPITAL ACCOUNT</b>	:	:	:	:	:	:	:	:	:	:
<b>010 CURRENT + CAPITAL ACCOUNT</b>	:	:	:	:	:	:	:	:	<b>21 739</b>	<b>22 703</b>
<b>995 FINANCIAL ACCOUNT</b>	:	:	:	:	:	:	:	:	:	:
<b>998 NET ERRORS AND OMISSIONS</b>	:	:	:	:	:	:	:	:	:	:

## 16.2.

Reporter: Portugal

Partner: Intra EUR15

	<i>(Mio ECU)</i>									
	1985	1986	1987	1988	1989	1990	1991	1992	1993	1994
	<b>Debit</b>									
<b>100 GOODS</b>	:	:	:	:	:	:	:	:	14 476	15 568
<b>200 SERVICES</b>	:	:	:	:	:	:	:	:	3 659	3 629
<b>205 Transportation</b>	:	:	:	:	:	:	:	:	1 178	1 173
206 Sea transport	:	:	:	:	:	:	:	:	430	424
207 Passenger transport on sea	:	:	:	:	:	:	:	:	0	0
208 Freight transport on sea	:	:	:	:	:	:	:	:	391	396
209 Support. auxiliary and other services	:	:	:	:	:	:	:	:	39	27
210 Air transport	:	:	:	:	:	:	:	:	350	339
211 Passenger transport by air	:	:	:	:	:	:	:	:	138	173
212 Freight transport by air	:	:	:	:	:	:	:	:	122	114
213 Supporting, auxiliary and other services	:	:	:	:	:	:	:	:	89	52
214 Other transportation	:	:	:	:	:	:	:	:	399	410
<b>236 Travel</b>	:	:	:	:	:	:	:	:	1 177	1 091
<b>981 Other services</b>	:	:	:	:	:	:	:	:	1 304	1 365
245 Communications services	:	:	:	:	:	:	:	:	25	21
249 Construction services	:	:	:	:	:	:	:	:	95	63
253 Insurance services	:	:	:	:	:	:	:	:	154	229
260 Financial services	:	:	:	:	:	:	:	:	161	91
262 Computer and information services	:	:	:	:	:	:	:	:	20	35
266 Royalties and licence fees	:	:	:	:	:	:	:	:	97	130
268 Other business services	:	:	:	:	:	:	:	:	560	639
269 Merchating and other trade-related serv.	:	:	:	:	:	:	:	:	97	106
270 Merchating	:	:	:	:	:	:	:	:	0	0
271 Other trade related services	:	:	:	:	:	:	:	:	97	106
272 Operational leasing	:	:	:	:	:	:	:	:	49	54
273 Misc. business, prof. and technical serv.	:	:	:	:	:	:	:	:	414	479
274 Legal, account., man., cons. and pub. rel.	:	:	:	:	:	:	:	:	20	18
278 Adv., market res. and polling	:	:	:	:	:	:	:	:	38	41
279 Research and development	:	:	:	:	:	:	:	:	26	8
280 Architect., engin. and other technical	:	:	:	:	:	:	:	:	111	239
281 Agric., mining and on-site processing	:	:	:	:	:	:	:	:	8	6
284 Other	:	:	:	:	:	:	:	:	142	112
285 Serv. between affiliated enterprises, nie	:	:	:	:	:	:	:	:	69	54
287 Personal, cultural and recreational services	:	:	:	:	:	:	:	:	84	62
288 Audio-visual and related services	:	:	:	:	:	:	:	:	71	52
289 Other personal, cultural and recreational	:	:	:	:	:	:	:	:	14	10
291 Government services, n i e	:	:	:	:	:	:	:	:	107	95
<b>982 Services not allocated</b>	:	:	:	:	:	:	:	:	0	0
<b>300 INCOME</b>	:	:	:	:	:	:	:	:	1 391	1 422
310 Compensation of employees	:	:	:	:	:	:	:	:	27	31
320 Investment Income	:	:	:	:	:	:	:	:	1 364	1 391
<b>379 CURRENT TRANSFERS</b>	:	:	:	:	:	:	:	:	1 164	1 516
<b>993 CURRENT ACCOUNT</b>	:	:	:	:	:	:	:	:	:	:
<b>994 CAPITAL ACCOUNT</b>	:	:	:	:	:	:	:	:	:	:
<b>010 CURRENT + CAPITAL ACCOUNT</b>	:	:	:	:	:	:	:	:	20 689	22 135
<b>995 FINANCIAL ACCOUNT</b>	:	:	:	:	:	:	:	:	:	:
<b>998 NET ERRORS AND OMISSIONS</b>	:	:	:	:	:	:	:	:	:	:

## 16.2.

Reporter: Portugal

Partner: Intra EUR15

	(Mio ECU)									
	1 985	1 986	1 987	1 988	1 989	1 990	1 991	1 992	1 993	1 994
	<b>Net</b>									
<b>100 GOODS</b>	:	:	:	:	:	:	:	:	-3 644	-3 180
<b>200 SERVICES</b>	:	:	:	:	:	:	:	:	520	487
<b>205 Transportation</b>	:	:	:	:	:	:	:	:	-602	-662
206 Sea transport	:	:	:	:	:	:	:	:	-335	-324
207 Passenger transport on sea	:	:	:	:	:	:	:	:	0	1
208 Freight transport on sea	:	:	:	:	:	:	:	:	-335	-345
209 Support. auxiliary and other services	:	:	:	:	:	:	:	:	0	21
210 Air transport	:	:	:	:	:	:	:	:	36	-41
211 Passenger transport by air	:	:	:	:	:	:	:	:	137	11
212 Freight transport by air	:	:	:	:	:	:	:	:	-101	-91
213 Supporting, auxiliary and other services	:	:	:	:	:	:	:	:	0	40
214 Other transportation	:	:	:	:	:	:	:	:	-304	-297
<b>236 Travel</b>	:	:	:	:	:	:	:	:	1 615	1 761
<b>981 Other services</b>	:	:	:	:	:	:	:	:	-493	-613
245 Communications services	:	:	:	:	:	:	:	:	65	48
249 Construction services	:	:	:	:	:	:	:	:	-35	33
253 Insurance services	:	:	:	:	:	:	:	:	-107	-174
260 Financial services	:	:	:	:	:	:	:	:	-80	-30
262 Computer and information services	:	:	:	:	:	:	:	:	-13	-22
266 Royalties and licence fees	:	:	:	:	:	:	:	:	-83	-118
268 Other business services	:	:	:	:	:	:	:	:	-137	-269
269 Merchanting and other trade-related serv.	:	:	:	:	:	:	:	:	7	-18
270 Merchanting	:	:	:	:	:	:	:	:	0	-7
271 Other trade related services	:	:	:	:	:	:	:	:	7	-10
272 Operational leasing	:	:	:	:	:	:	:	:	-26	-41
273 Misc. business, prof. and technical serv.	:	:	:	:	:	:	:	:	-119	-211
274 Legal, account., man., cons. and pub. rel.	:	:	:	:	:	:	:	:	-5	2
278 Adv., market res. and polling	:	:	:	:	:	:	:	:	-2	5
279 Research and development	:	:	:	:	:	:	:	:	-15	4
280 Architect., engin. and other technical	:	:	:	:	:	:	:	:	-94	-209
281 Agric., mining and on-site processing	:	:	:	:	:	:	:	:	6	6
284 Other	:	:	:	:	:	:	:	:	11	-1
285 Serv. between affiliated enterprises, nie	:	:	:	:	:	:	:	:	-18	-18
287 Personal, cultural and recreational services	:	:	:	:	:	:	:	:	-17	-4
288 Audio-visual and related services	:	:	:	:	:	:	:	:	-35	-21
289 Other personal, cultural and recreational	:	:	:	:	:	:	:	:	17	17
291 Government services, n i e	:	:	:	:	:	:	:	:	-86	-77
<b>982 Services not allocated</b>	:	:	:	:	:	:	:	:	0	0
<b>300 INCOME</b>	:	:	:	:	:	:	:	:	55	-131
310 Compensation of employees	:	:	:	:	:	:	:	:	35	37
320 Investment Income	:	:	:	:	:	:	:	:	20	-168
<b>379 CURRENT TRANSFERS</b>	:	:	:	:	:	:	:	:	4 119	3 392
<b>993 CURRENT ACCOUNT</b>	:	:	:	:	:	:	:	:	:	:
<b>994 CAPITAL ACCOUNT</b>	:	:	:	:	:	:	:	:	:	:
<b>010 CURRENT + CAPITAL ACCOUNT</b>	:	:	:	:	:	:	:	:	1 050	568
<b>995 FINANCIAL ACCOUNT</b>	:	:	:	:	:	:	:	:	:	:
<b>998 NET ERRORS AND OMISSIONS</b>	:	:	:	:	:	:	:	:	:	:

16.2.

Reporter: Portugal

Partner: Intra EUR15

	(in %)									
	1985	1986	1987	1988	1989	1990	1991	1992	1993	1994
	<b>Cover ratio</b>									
<b>100 GOODS</b>	:	:	:	:	:	:	:	:	75	80
<b>200 SERVICES</b>	:	:	:	:	:	:	:	:	114	113
<b>205 Transportation</b>	:	:	:	:	:	:	:	:	49	44
206 Sea transport	:	:	:	:	:	:	:	:	22	24
207 Passenger transport on sea	:	:	:	:	:	:	:	:	:	:
208 Freight transport on sea	:	:	:	:	:	:	:	:	14	13
209 Support. auxiliary and other services	:	:	:	:	:	:	:	:	101	176
210 Air transport	:	:	:	:	:	:	:	:	110	88
211 Passenger transport by air	:	:	:	:	:	:	:	:	199	106
212 Freight transport by air	:	:	:	:	:	:	:	:	18	20
213 Supporting, auxiliary and other services	:	:	:	:	:	:	:	:	100	177
214 Other transportation	:	:	:	:	:	:	:	:	24	28
<b>236 Travel</b>	:	:	:	:	:	:	:	:	237	261
<b>981 Other services</b>	:	:	:	:	:	:	:	:	62	55
245 Communications services	:	:	:	:	:	:	:	:	359	326
249 Construction services	:	:	:	:	:	:	:	:	63	153
253 Insurance services	:	:	:	:	:	:	:	:	30	24
260 Financial services	:	:	:	:	:	:	:	:	50	67
262 Computer and information services	:	:	:	:	:	:	:	:	37	35
266 Royalties and licence fees	:	:	:	:	:	:	:	:	15	9
268 Other business services	:	:	:	:	:	:	:	:	76	58
269 Merchanting and other trade-related serv.	:	:	:	:	:	:	:	:	108	83
270 Merchanting	:	:	:	:	:	:	:	:	:	:
271 Other trade related services	:	:	:	:	:	:	:	:	107	90
272 Operational leasing	:	:	:	:	:	:	:	:	48	24
273 Misc. business, prof. and technical serv.	:	:	:	:	:	:	:	:	71	56
274 Legal, account., man., cons. and pub. rel.	:	:	:	:	:	:	:	:	76	113
278 Adv., market res. and polling	:	:	:	:	:	:	:	:	94	111
279 Research and development	:	:	:	:	:	:	:	:	43	147
280 Architect., engin. and other technical	:	:	:	:	:	:	:	:	15	12
281 Agric., mining and on-site processing	:	:	:	:	:	:	:	:	171	195
284 Other	:	:	:	:	:	:	:	:	107	99
285 Serv. between affiliated enterprises, nie	:	:	:	:	:	:	:	:	73	68
287 Personal, cultural and recreational services	:	:	:	:	:	:	:	:	79	94
288 Audio-visual and related services	:	:	:	:	:	:	:	:	51	60
289 Other personal, cultural and recreational	:	:	:	:	:	:	:	:	225	267
291 Government services, n i e	:	:	:	:	:	:	:	:	20	19
<b>982 Services not allocated</b>	:	:	:	:	:	:	:	:	:	:
<b>300 INCOME</b>	:	:	:	:	:	:	:	:	104	91
310 Compensation of employees	:	:	:	:	:	:	:	:	229	218
320 Investment Income	:	:	:	:	:	:	:	:	101	88
<b>379 CURRENT TRANSFERS</b>	:	:	:	:	:	:	:	:	454	324
<b>993 CURRENT ACCOUNT</b>	:	:	:	:	:	:	:	:	:	:
<b>994 CAPITAL ACCOUNT</b>	:	:	:	:	:	:	:	:	:	:
<b>010 CURRENT + CAPITAL ACCOUNT</b>	:	:	:	:	:	:	:	:	105	103
<b>995 FINANCIAL ACCOUNT</b>	.	.	.	.	.	.	.	.	.	.
<b>998 NET ERRORS AND OMISSIONS</b>	.	.	.	.	.	.	.	.	.	.

**16.3.**
**Reporter: Portugal**
**Partner: Extra EUR15**

(Mio ECU)

	1985	1986	1987	1988	1989	1990	1991	1992	1993	1994
	<b>Credit</b>									
100 GOODS	:	:	:	:	:	:	:	:	2 625	3 024
200 SERVICES	:	:	:	:	:	:	:	:	1 511	1 347
205 Transportation	:	:	:	:	:	:	:	:	431	357
206 Sea transport	:	:	:	:	:	:	:	:	81	78
207 Passenger transport on sea	:	:	:	:	:	:	:	:	0	1
208 Freight transport on sea	:	:	:	:	:	:	:	:	34	37
209 Support. auxiliary and other services	:	:	:	:	:	:	:	:	47	40
210 Air transport	:	:	:	:	:	:	:	:	297	259
211 Passenger transport by air	:	:	:	:	:	:	:	:	267	213
212 Freight transport by air	:	:	:	:	:	:	:	:	10	15
213 Supporting, auxiliary and other services	:	:	:	:	:	:	:	:	20	30
214 Other transportation	:	:	:	:	:	:	:	:	53	20
236 Travel	:	:	:	:	:	:	:	:	674	578
981 Other services	:	:	:	:	:	:	:	:	406	412
245 Communications services	:	:	:	:	:	:	:	:	47	75
249 Construction services	:	:	:	:	:	:	:	:	32	31
253 Insurance services	:	:	:	:	:	:	:	:	13	22
260 Financial services	:	:	:	:	:	:	:	:	27	28
262 Computer and information services	:	:	:	:	:	:	:	:	4	6
266 Royalties and licence fees	:	:	:	:	:	:	:	:	17	13
268 Other business services	:	:	:	:	:	:	:	:	190	173
269 Merchanting and other trade-related serv.	:	:	:	:	:	:	:	:	31	29
270 Merchanting	:	:	:	:	:	:	:	:	-4	-4
271 Other trade related services	:	:	:	:	:	:	:	:	35	33
272 Operational leasing	:	:	:	:	:	:	:	:	4	6
273 Misc. business, prof. and technical serv.	:	:	:	:	:	:	:	:	156	137
274 Legal, account., man., cons. and pub. rel.	:	:	:	:	:	:	:	:	12	16
278 Adv., market res. and polling	:	:	:	:	:	:	:	:	12	17
279 Research and development	:	:	:	:	:	:	:	:	3	4
280 Architect., engin. and other technical	:	:	:	:	:	:	:	:	18	22
281 Agric., mining and on-site processing	:	:	:	:	:	:	:	:	7	3
284 Other	:	:	:	:	:	:	:	:	79	56
285 Serv. between affiliated enterprises, nie	:	:	:	:	:	:	:	:	26	19
287 Personal, cultural and recreational services	:	:	:	:	:	:	:	:	53	39
288 Audio-visual and related services	:	:	:	:	:	:	:	:	29	21
289 Other personal, cultural and recreational	:	:	:	:	:	:	:	:	25	18
291 Government services, n i e	:	:	:	:	:	:	:	:	22	25
982 Services not allocated	:	:	:	:	:	:	:	:	0	0
300 INCOME	:	:	:	:	:	:	:	:	645	582
310 Compensation of employees	:	:	:	:	:	:	:	:	53	45
320 Investment Income	:	:	:	:	:	:	:	:	592	536
379 CURRENT TRANSFERS	:	:	:	:	:	:	:	:	1 844	1 293
993 CURRENT ACCOUNT	:	:	:	:	:	:	:	:	:	:
994 CAPITAL ACCOUNT	:	:	:	:	:	:	:	:	:	:
010 CURRENT + CAPITAL ACCOUNT	:	:	:	:	:	:	:	:	6 624	6 246
995 FINANCIAL ACCOUNT	:	:	:	:	:	:	:	:	:	:
998 NET ERRORS AND OMISSIONS	:	:	:	:	:	:	:	:	:	:



16.3.

Reporter: Portugal

Partner: Extra EUR15

	(Mio ECU)									
	1985	1986	1987	1988	1989	1990	1991	1992	1993	1994
	<b>Debit</b>									
<b>100 GOODS</b>	:	:	:	:	:	:	:	:	4 834	5 601
<b>200 SERVICES</b>	:	:	:	:	:	:	:	:	1 451	1 469
<b>205 Transportation</b>	:	:	:	:	:	:	:	:	444	554
206 Sea transport	:	:	:	:	:	:	:	:	198	232
207 Passenger transport on sea	:	:	:	:	:	:	:	:	0	1
208 Freight transport on sea	:	:	:	:	:	:	:	:	180	204
209 Support. auxiliary and other services	:	:	:	:	:	:	:	:	18	27
210 Air transport	:	:	:	:	:	:	:	:	202	221
211 Passenger transport by air	:	:	:	:	:	:	:	:	97	104
212 Freight transport by air	:	:	:	:	:	:	:	:	98	103
213 Supporting, auxiliary and other services	:	:	:	:	:	:	:	:	7	14
214 Other transportation	:	:	:	:	:	:	:	:	44	101
<b>236 Travel</b>	:	:	:	:	:	:	:	:	439	339
<b>981 Other services</b>	:	:	:	:	:	:	:	:	568	576
245 Communications services	:	:	:	:	:	:	:	:	14	33
249 Construction services	:	:	:	:	:	:	:	:	5	6
253 Insurance services	:	:	:	:	:	:	:	:	65	65
260 Financial services	:	:	:	:	:	:	:	:	45	38
262 Computer and information services	:	:	:	:	:	:	:	:	14	7
266 Royalties and licence fees	:	:	:	:	:	:	:	:	52	44
268 Other business services	:	:	:	:	:	:	:	:	247	241
269 Merchating and other trade-related serv.	:	:	:	:	:	:	:	:	27	43
270 Merchating	:	:	:	:	:	:	:	:	0	0
271 Other trade related services	:	:	:	:	:	:	:	:	27	43
272 Operational leasing	:	:	:	:	:	:	:	:	90	64
273 Misc. business, prof. and technical serv.	:	:	:	:	:	:	:	:	130	134
274 Legal, account., man., cons. and pub. rel.	:	:	:	:	:	:	:	:	14	22
278 Adv., market res. and polling	:	:	:	:	:	:	:	:	18	24
279 Research and development	:	:	:	:	:	:	:	:	4	4
280 Architect., engin. and other technical	:	:	:	:	:	:	:	:	20	22
281 Agric., mining and on-site processing	:	:	:	:	:	:	:	:	1	1
284 Other	:	:	:	:	:	:	:	:	49	42
285 Serv. between affiliated enterprises, nie	:	:	:	:	:	:	:	:	24	20
287 Personal, cultural and recreational services	:	:	:	:	:	:	:	:	42	45
288 Audio-visual and related services	:	:	:	:	:	:	:	:	36	38
289 Other personal, cultural and recreational	:	:	:	:	:	:	:	:	7	7
291 Government services, n i e	:	:	:	:	:	:	:	:	83	99
<b>982 Services not allocated</b>	:	:	:	:	:	:	:	:	0	0
<b>300 INCOME</b>	:	:	:	:	:	:	:	:	512	567
310 Compensation of employees	:	:	:	:	:	:	:	:	17	24
320 Investment Income	:	:	:	:	:	:	:	:	495	543
<b>379 CURRENT TRANSFERS</b>	:	:	:	:	:	:	:	:	272	167
<b>993 CURRENT ACCOUNT</b>	:	:	:	:	:	:	:	:	:	:
<b>994 CAPITAL ACCOUNT</b>	:	:	:	:	:	:	:	:	:	:
<b>010 CURRENT + CAPITAL ACCOUNT</b>	:	:	:	:	:	:	:	:	7 070	7 804
<b>995 FINANCIAL ACCOUNT</b>	:	:	:	:	:	:	:	:	:	:
<b>998 NET ERRORS AND OMISSIONS</b>	:	:	:	:	:	:	:	:	:	:

**16.3.**
**Reporter: Portugal**
**Partner: Extra EUR15**

	(Mio ECU)									
	1 985	1 986	1 987	1 988	1 989	1 990	1 991	1 992	1 993	1 994
	<b>Net</b>									
<b>100 GOODS</b>	:	:	:	:	:	:	:	:	-2 210	-2 576
<b>200 SERVICES</b>	:	:	:	:	:	:	:	:	60	-122
<b>205 Transportation</b>	:	:	:	:	:	:	:	:	-13	-197
206 Sea transport	:	:	:	:	:	:	:	:	-117	-154
207 Passenger transport on sea	:	:	:	:	:	:	:	:	0	0
208 Freight transport on sea	:	:	:	:	:	:	:	:	-146	-166
209 Support. auxiliary and other services	:	:	:	:	:	:	:	:	29	13
210 Air transport	:	:	:	:	:	:	:	:	95	37
211 Passenger transport by air	:	:	:	:	:	:	:	:	170	110
212 Freight transport by air	:	:	:	:	:	:	:	:	-88	-88
213 Supporting, auxiliary and other services	:	:	:	:	:	:	:	:	12	16
214 Other transportation	:	:	:	:	:	:	:	:	10	-81
<b>236 Travel</b>	:	:	:	:	:	:	:	:	<b>235</b>	<b>239</b>
<b>981 Other services</b>	:	:	:	:	:	:	:	:	<b>-163</b>	<b>-164</b>
245 Communications services	:	:	:	:	:	:	:	:	33	42
249 Construction services	:	:	:	:	:	:	:	:	27	25
253 Insurance services	:	:	:	:	:	:	:	:	-52	-42
260 Financial services	:	:	:	:	:	:	:	:	-18	-9
262 Computer and information services	:	:	:	:	:	:	:	:	-10	-1
266 Royalties and licence fees	:	:	:	:	:	:	:	:	-35	-31
268 Other business services	:	:	:	:	:	:	:	:	-57	-68
269 Merchating and other trade-related serv.	:	:	:	:	:	:	:	:	4	-14
270 Merchating	:	:	:	:	:	:	:	:	-4	-4
271 Other trade related services	:	:	:	:	:	:	:	:	8	-10
272 Operational leasing	:	:	:	:	:	:	:	:	-86	-57
273 Misc. business, prof. and technical serv.	:	:	:	:	:	:	:	:	25	3
274 Legal, account., man., cons. and pub. rel.	:	:	:	:	:	:	:	:	-2	-6
278 Adv., market res. and polling	:	:	:	:	:	:	:	:	-7	-6
279 Research and development	:	:	:	:	:	:	:	:	-2	1
280 Architect., engin. and other technical	:	:	:	:	:	:	:	:	-2	0
281 Agric., mining and on-site processing	:	:	:	:	:	:	:	:	6	3
284 Other	:	:	:	:	:	:	:	:	30	14
285 Serv. between affiliated enterprises, nie	:	:	:	:	:	:	:	:	2	-2
287 Personal, cultural and recreational services	:	:	:	:	:	:	:	:	11	-6
288 Audio-visual and related services	:	:	:	:	:	:	:	:	-7	-17
289 Other personal, cultural and recreational	:	:	:	:	:	:	:	:	18	11
291 Government services, n i e	:	:	:	:	:	:	:	:	-61	-74
<b>982 Services not allocated</b>	:	:	:	:	:	:	:	:	<b>0</b>	<b>0</b>
<b>300 INCOME</b>	:	:	:	:	:	:	:	:	<b>133</b>	<b>15</b>
310 Compensation of employees	:	:	:	:	:	:	:	:	36	21
320 Investment Income	:	:	:	:	:	:	:	:	97	-6
<b>379 CURRENT TRANSFERS</b>	:	:	:	:	:	:	:	:	<b>1 572</b>	<b>1 126</b>
<b>993 CURRENT ACCOUNT</b>	:	:	:	:	:	:	:	:	:	:
<b>994 CAPITAL ACCOUNT</b>	:	:	:	:	:	:	:	:	:	:
<b>010 CURRENT + CAPITAL ACCOUNT</b>	:	:	:	:	:	:	:	:	<b>-445</b>	<b>-1 558</b>
<b>995 FINANCIAL ACCOUNT</b>	:	:	:	:	:	:	:	:	:	:
<b>998 NET ERRORS AND OMISSIONS</b>	:	:	:	:	:	:	:	:	:	:

16.3.

Reporter: Portugal

Partner: Extra EUR15

	(in %)									
	1985	1986	1987	1988	1989	1990	1991	1992	1993	1994
	<b>Cover ratio</b>									
<b>100 GOODS</b>	:	:	:	:	:	:	:	:	54	54
<b>200 SERVICES</b>	:	:	:	:	:	:	:	:	104	92
<b>205 Transportation</b>	:	:	:	:	:	:	:	:	97	65
206 Sea transport	:	:	:	:	:	:	:	:	41	34
207 Passenger transport on sea	:	:	:	:	:	:	:	:	:	77
208 Freight transport on sea	:	:	:	:	:	:	:	:	19	18
209 Support. auxiliary and other services	:	:	:	:	:	:	:	:	260	148
210 Air transport	:	:	:	:	:	:	:	:	147	117
211 Passenger transport by air	:	:	:	:	:	:	:	:	275	206
212 Freight transport by air	:	:	:	:	:	:	:	:	10	15
213 Supporting, auxiliary and other services	:	:	:	:	:	:	:	:	276	207
214 Other transportation	:	:	:	:	:	:	:	:	122	20
<b>236 Travel</b>	:	:	:	:	:	:	:	:	154	170
<b>981 Other services</b>	:	:	:	:	:	:	:	:	71	72
245 Communications services	:	:	:	:	:	:	:	:	326	230
249 Construction services	:	:	:	:	:	:	:	:	595	526
253 Insurance services	:	:	:	:	:	:	:	:	20	34
260 Financial services	:	:	:	:	:	:	:	:	60	75
262 Computer and information services	:	:	:	:	:	:	:	:	31	86
266 Royalties and licence fees	:	:	:	:	:	:	:	:	32	30
268 Other business services	:	:	:	:	:	:	:	:	77	72
269 Merchunting and other trade-related serv.	:	:	:	:	:	:	:	:	114	68
270 Merchunting	:	:	:	:	:	:	:	:	:	:
271 Other trade related services	:	:	:	:	:	:	:	:	129	77
272 Operational leasing	:	:	:	:	:	:	:	:	4	10
273 Misc. business, prof. and technical serv.	:	:	:	:	:	:	:	:	119	103
274 Legal, account., man., cons. and pub. rel.	:	:	:	:	:	:	:	:	84	72
278 Adv., market res. and polling	:	:	:	:	:	:	:	:	63	73
279 Research and development	:	:	:	:	:	:	:	:	64	117
280 Architect., engin. and other technical	:	:	:	:	:	:	:	:	92	101
281 Agric., mining and on-site processing	:	:	:	:	:	:	:	:	:	:
284 Other	:	:	:	:	:	:	:	:	160	134
285 Serv. between affiliated enterprises, nie	:	:	:	:	:	:	:	:	109	91
287 Personal, cultural and recreational services	:	:	:	:	:	:	:	:	126	87
288 Audio-visual and related services	:	:	:	:	:	:	:	:	81	56
289 Other personal, cultural and recreational	:	:	:	:	:	:	:	:	356	248
291 Government services, n i e	:	:	:	:	:	:	:	:	27	25
<b>982 Services not allocated</b>	:	:	:	:	:	:	:	:	:	:
<b>300 INCOME</b>	:	:	:	:	:	:	:	:	126	103
310 Compensation of employees	:	:	:	:	:	:	:	:	318	187
320 Investment Income	:	:	:	:	:	:	:	:	120	99
<b>379 CURRENT TRANSFERS</b>	:	:	:	:	:	:	:	:	677	773
<b>993 CURRENT ACCOUNT</b>	:	:	:	:	:	:	:	:	:	:
<b>994 CAPITAL ACCOUNT</b>	:	:	:	:	:	:	:	:	:	:
<b>010 CURRENT + CAPITAL ACCOUNT</b>	:	:	:	:	:	:	:	:	94	80
<b>995 FINANCIAL ACCOUNT</b>	.	.	.	.	.	.	.	.	.	.
<b>998 NET ERRORS AND OMISSIONS</b>	.	.	.	.	.	.	.	.	.	.

## 16.4.

Reporter: Portugal

Partner: Intra EUR12

	(Mio ECU)									
	1985	1986	1987	1988	1989	1990	1991	1992	1993	1994
	<b>Credit</b>									
<b>100 GOODS</b>	<b>4 707</b>	<b>5 045</b>	<b>5 748</b>	<b>6 717</b>	<b>8 345</b>	<b>9 519</b>	<b>9 947</b>	<b>10 668</b>	<b>10 192</b>	<b>11 664</b>
<b>200 SERVICES</b>	<b>1 269</b>	<b>1 313</b>	<b>1 544</b>	<b>1 650</b>	<b>1 883</b>	<b>2 310</b>	<b>2 502</b>	<b>2 546</b>	<b>3 981</b>	<b>3 935</b>
<b>205 Transportation</b>	<b>156</b>	<b>203</b>	<b>192</b>	<b>174</b>	<b>203</b>	<b>257</b>	<b>274</b>	<b>302</b>	<b>547</b>	<b>490</b>
206 Sea transport	41	38	42	40	48	50	52	47	91	94
207 Passenger transport on sea	0	0	0	0	0	0	0	0	0	1
208 Freight transport on sea	41	38	42	40	48	50	52	47	53	48
209 Support. auxiliary and other services	:	:	:	:	:	:	:	:	37	46
210 Air transport	49	70	71	41	64	80	80	74	367	288
211 Passenger transport by air	33	55	54	25	45	60	59	55	258	174
212 Freight transport by air	16	15	17	16	19	20	21	19	21	22
213 Supporting, auxiliary and other services	:	:	:	:	:	:	:	:	88	91
214 Other transportation	66	95	79	92	92	128	142	181	89	108
<b>236 Travel</b>	<b>814</b>	<b>928</b>	<b>1 138</b>	<b>1 253</b>	<b>1 421</b>	<b>1 747</b>	<b>1 874</b>	<b>1 810</b>	<b>2 642</b>	<b>2 712</b>
<b>981 Other services</b>	<b>174</b>	<b>112</b>	<b>129</b>	<b>137</b>	<b>157</b>	<b>183</b>	<b>210</b>	<b>256</b>	<b>792</b>	<b>734</b>
245 Communications services	31	17	21	21	25	30	36	44	89	68
249 Construction services	21	12	14	14	17	20	24	29	60	95
253 Insurance services	12	7	8	8	10	12	14	18	46	55
260 Financial services	28	16	19	19	23	27	32	40	80	60
262 Computer and information services	:	:	:	:	:	:	:	:	7	12
266 Royalties and licence fees	4	2	3	3	3	4	5	6	13	11
268 Other business services	64	36	44	44	53	64	75	93	411	358
269 Merchanting and other trade-related serv.	34	19	23	23	28	34	40	49	99	82
270 Merchanting	0	0	0	0	0	0	0	0	0	-7
271 Other trade related services	34	19	23	23	28	34	39	49	98	89
272 Operational leasing	:	:	:	:	:	:	:	:	23	13
273 Misc. business, prof. and technical serv.	30	17	21	21	25	30	35	44	289	263
274 Legal, account., man., cons. and pub. rel.	:	:	:	:	:	:	:	:	15	20
278 Adv., market res. and polling	12	7	8	8	10	12	14	18	36	46
279 Research and development	:	:	:	:	:	:	:	:	11	12
280 Architect., engin. and other technical	:	:	:	:	:	:	:	:	16	29
281 Agric., mining and on-site processing	:	:	:	:	:	:	:	:	13	11
284 Other	:	:	:	:	:	:	:	:	149	109
285 Serv. between affiliated enterprises, nie	:	:	:	:	:	:	:	:	49	36
287 Personal, cultural and recreational services	0	0	0	0	0	0	0	0	66	57
288 Audio-visual and related services	:	:	:	:	:	:	:	:	35	31
289 Other personal, cultural and recreational	:	:	:	:	:	:	:	:	30	27
291 Government services, n i e	13	22	19	27	25	24	24	26	21	17
<b>982 Services not allocated</b>	<b>125</b>	<b>70</b>	<b>85</b>	<b>86</b>	<b>102</b>	<b>123</b>	<b>145</b>	<b>179</b>	<b>0</b>	<b>0</b>
<b>300 INCOME</b>	<b>141</b>	<b>137</b>	<b>168</b>	<b>216</b>	<b>380</b>	<b>601</b>	<b>697</b>	<b>1 185</b>	<b>1 441</b>	<b>1 283</b>
310 Compensation of employees	27	34	52	71	85	102	92	49	62	67
320 Investment Income	114	103	116	145	295	499	605	1 136	1 379	1 216
<b>379 CURRENT TRANSFERS</b>	<b>1 747</b>	<b>2 209</b>	<b>2 560</b>	<b>2 932</b>	<b>3 290</b>	<b>3 398</b>	<b>4 087</b>	<b>5 512</b>	<b>5 274</b>	<b>4 896</b>
<b>993 CURRENT ACCOUNT</b>	<b>:</b>	<b>:</b>	<b>:</b>	<b>:</b>	<b>:</b>	<b>:</b>	<b>:</b>	<b>:</b>	<b>:</b>	<b>:</b>
<b>994 CAPITAL ACCOUNT</b>	<b>:</b>	<b>:</b>	<b>:</b>	<b>:</b>	<b>:</b>	<b>:</b>	<b>:</b>	<b>:</b>	<b>:</b>	<b>:</b>
<b>010 CURRENT + CAPITAL ACCOUNT</b>	<b>7 865</b>	<b>8 703</b>	<b>10 020</b>	<b>11 516</b>	<b>13 899</b>	<b>15 829</b>	<b>17 233</b>	<b>19 912</b>	<b>20 889</b>	<b>21 778</b>
<b>995 FINANCIAL ACCOUNT</b>	<b>:</b>	<b>:</b>	<b>:</b>	<b>:</b>	<b>:</b>	<b>:</b>	<b>:</b>	<b>:</b>	<b>:</b>	<b>:</b>
<b>998 NET ERRORS AND OMISSIONS</b>	<b>:</b>	<b>:</b>	<b>:</b>	<b>:</b>	<b>:</b>	<b>:</b>	<b>:</b>	<b>:</b>	<b>:</b>	<b>:</b>

16.4.

Reporter: Portugal

Partner: Intra EUR12

	(Mio ECU)									
	1985	1986	1987	1988	1989	1990	1991	1992	1993	1994
	<b>Debit</b>									
<b>100 GOODS</b>	<b>4 372</b>	<b>5 307</b>	<b>7 119</b>	<b>9 277</b>	<b>10 893</b>	<b>12 550</b>	<b>13 983</b>	<b>15 792</b>	<b>13 958</b>	<b>15 063</b>
<b>200 SERVICES</b>	<b>813</b>	<b>912</b>	<b>1 106</b>	<b>1 356</b>	<b>1 515</b>	<b>1 861</b>	<b>2 184</b>	<b>2 304</b>	<b>3 580</b>	<b>3 555</b>
<b>205 Transportation</b>	<b>377</b>	<b>402</b>	<b>529</b>	<b>691</b>	<b>775</b>	<b>905</b>	<b>999</b>	<b>1 100</b>	<b>1 150</b>	<b>1 147</b>
206 Sea transport	201	248	331	432	506	587	659	742	424	409
207 Passenger transport on sea	0	0	0	0	0	0	0	0	0	0
208 Freight transport on sea	201	248	331	432	506	587	659	742	386	382
209 Support. auxiliary and other services	:	:	:	.	:	:	:	:	38	27
210 Air transport	76	91	119	155	180	214	217	239	334	338
211 Passenger transport by air	13	14	15	20	22	30	11	7	124	173
212 Freight transport by air	63	77	104	135	158	184	206	232	121	113
213 Supporting, auxiliary and other services	:	:	:	.	:	:	:	:	89	52
214 Other transportation	100	63	79	104	88	105	124	119	392	400
<b>236 Travel</b>	<b>176</b>	<b>209</b>	<b>229</b>	<b>281</b>	<b>315</b>	<b>423</b>	<b>518</b>	<b>547</b>	<b>1 157</b>	<b>1 071</b>
<b>981 Other services</b>	<b>170</b>	<b>192</b>	<b>234</b>	<b>254</b>	<b>278</b>	<b>341</b>	<b>420</b>	<b>415</b>	<b>1 273</b>	<b>1 337</b>
245 Communications services	4	5	5	6	7	9	12	11	25	21
249 Construction services	16	20	20	23	26	34	44	43	94	62
253 Insurance services	25	31	32	37	41	54	69	68	151	228
260 Financial services	27	33	35	40	45	58	75	74	160	91
262 Computer and information services	:	:	:	.	:	:	:	:	20	34
266 Royalties and licence fees	14	17	18	20	23	30	39	38	96	130
268 Other business services	26	31	33	38	43	56	72	70	543	623
269 Merchenting and other trade-related serv.	16	19	20	23	26	34	44	43	93	98
270 Merchenting	0	0	0	0	0	0	0	0	0	0
271 Other trade related services	16	19	20	23	26	34	44	43	93	98
272 Operational leasing	:	:	:	.	:	:	:	:	49	54
273 Misc. business, prof. and technical serv.	10	12	13	15	17	22	28	27	402	471
274 Legal, account., man., cons. and pub. rel.	:	:	:	.	:	:	:	:	19	18
278 Adv., market res. and polling	6	7	8	9	10	13	17	16	36	40
279 Research and development	:	:	:	.	:	:	:	:	26	8
280 Architect., engin. and other technical	:	:	:	.	:	:	:	:	109	237
281 Agric., mining and on-site processing	:	:	:	.	:	:	:	:	7	6
284 Other	:	:	:	.	:	:	:	:	138	109
285 Serv. between affiliated enterprises, nie	:	:	:	.	:	:	:	:	67	53
287 Personal, cultural and recreational services	2	2	2	3	3	4	5	5	83	61
288 Audio-visual and related services	:	:	:	.	:	:	:	:	69	51
289 Other personal, cultural and recreational	:	:	:	.	:	:	:	:	14	10
291 Government services, n i e	54	53	88	87	90	95	104	105	102	87
<b>982 Services not allocated</b>	<b>90</b>	<b>109</b>	<b>114</b>	<b>130</b>	<b>147</b>	<b>192</b>	<b>246</b>	<b>242</b>	<b>0</b>	<b>0</b>
<b>300 INCOME</b>	<b>801</b>	<b>612</b>	<b>475</b>	<b>551</b>	<b>522</b>	<b>608</b>	<b>673</b>	<b>732</b>	<b>1 369</b>	<b>1 410</b>
310 Compensation of employees	8	7	12	13	17	38	47	55	27	30
320 Investment Income	793	605	463	538	505	570	626	677	1 342	1 380
<b>379 CURRENT TRANSFERS</b>	<b>24</b>	<b>317</b>	<b>425</b>	<b>456</b>	<b>540</b>	<b>596</b>	<b>891</b>	<b>1 021</b>	<b>1 162</b>	<b>1 510</b>
<b>993 CURRENT ACCOUNT</b>	<b>:</b>	<b>:</b>	<b>:</b>	<b>:</b>	<b>:</b>	<b>:</b>	<b>:</b>	<b>:</b>	<b>:</b>	<b>:</b>
<b>994 CAPITAL ACCOUNT</b>	<b>:</b>	<b>:</b>	<b>:</b>	<b>:</b>	<b>:</b>	<b>:</b>	<b>:</b>	<b>:</b>	<b>:</b>	<b>:</b>
<b>010 CURRENT + CAPITAL ACCOUNT</b>	<b>6 011</b>	<b>7 147</b>	<b>9 125</b>	<b>11 639</b>	<b>13 471</b>	<b>15 615</b>	<b>17 731</b>	<b>19 849</b>	<b>20 070</b>	<b>21 537</b>
<b>995 FINANCIAL ACCOUNT</b>	<b>:</b>	<b>:</b>	<b>:</b>	<b>:</b>	<b>:</b>	<b>:</b>	<b>:</b>	<b>:</b>	<b>:</b>	<b>:</b>
<b>998 NET ERRORS AND OMISSIONS</b>	<b>:</b>	<b>:</b>	<b>:</b>	<b>:</b>	<b>:</b>	<b>:</b>	<b>:</b>	<b>:</b>	<b>:</b>	<b>:</b>

## 16.4.

Reporter: Portugal

Partner: Intra EUR12

	(Mio ECU)									
	1 985	1 986	1 987	1 988	1 989	1 990	1 991	1 992	1 993	1 994
	<b>Net</b>									
<b>100 GOODS</b>	<b>335</b>	<b>-262</b>	<b>-1 370</b>	<b>-2 560</b>	<b>-2 548</b>	<b>-3 031</b>	<b>-4 036</b>	<b>-5 124</b>	<b>-3 766</b>	<b>-3 399</b>
<b>200 SERVICES</b>	<b>456</b>	<b>401</b>	<b>438</b>	<b>295</b>	<b>368</b>	<b>450</b>	<b>319</b>	<b>243</b>	<b>401</b>	<b>381</b>
<b>205 Transportation</b>	<b>-221</b>	<b>-199</b>	<b>-337</b>	<b>-517</b>	<b>-572</b>	<b>-648</b>	<b>-726</b>	<b>-799</b>	<b>-603</b>	<b>-657</b>
206 Sea transport	-160	-210	-290	-392	-459	-537	-607	-695	-333	-314
207 Passenger transport on sea	0	0	0	0	0	0	0	0	0	1
208 Freight transport on sea	-160	-210	-290	-392	-459	-537	-607	-695	-333	-334
209 Support. auxiliary and other services	:	:	:	:	:	:	:	:	-1	19
210 Air transport	-28	-21	-48	-113	-117	-134	-137	-165	33	-50
211 Passenger transport by air	19	41	39	6	22	30	48	48	134	2
212 Freight transport by air	-47	-62	-87	-119	-139	-164	-185	-213	-100	-91
213 Supporting, auxiliary and other services	:	:	:	:	:	:	:	:	-1	39
214 Other transportation	-34	33	1	-11	4	23	18	62	-303	-292
<b>236 Travel</b>	<b>638</b>	<b>719</b>	<b>909</b>	<b>972</b>	<b>1 106</b>	<b>1 323</b>	<b>1 355</b>	<b>1 263</b>	<b>1 485</b>	<b>1 641</b>
<b>981 Other services</b>	<b>5</b>	<b>-81</b>	<b>-106</b>	<b>-117</b>	<b>-122</b>	<b>-158</b>	<b>-209</b>	<b>-158</b>	<b>-481</b>	<b>-603</b>
245 Communications services	27	12	16	15	18	21	24	33	64	47
249 Construction services	4	-8	-6	-9	-10	-14	-20	-14	-35	33
253 Insurance services	-13	-24	-24	-28	-31	-42	-55	-50	-105	-173
260 Financial services	0	-18	-16	-21	-22	-31	-43	-34	-80	-31
262 Computer and information services	:	:	:	:	:	:	:	:	-13	-22
266 Royalties and licence fees	-10	-15	-15	-18	-20	-26	-34	-32	-83	-118
268 Other business services	38	5	11	7	10	8	4	22	-132	-265
269 Merchanting and other trade-related serv.	18	0	3	0	2	0	-4	6	6	-16
270 Merchanting	0	0	0	0	0	0	0	0	0	-7
271 Other trade related services	18	0	3	0	2	0	-4	6	6	-9
272 Operational leasing	:	:	:	:	:	:	:	:	-25	-41
273 Misc. business, prof. and technical serv.	20	5	8	7	8	8	8	16	-113	-208
274 Legal, account., man., cons. and pub. rel.	:	:	:	:	:	:	:	:	-4	2
278 Adv., market res. and polling	6	0	1	0	0	-1	-2	1	0	5
279 Research and development	:	:	:	:	:	:	:	:	-15	4
280 Architect., engin. and other technical	:	:	:	:	:	:	:	:	-93	-208
281 Agric., mining and on-site processing	:	:	:	:	:	:	:	:	6	5
284 Other	:	:	:	:	:	:	:	:	11	0
285 Serv. between affiliated enterprises, nie	:	:	:	:	:	:	:	:	-18	-17
287 Personal, cultural and recreational services	-2	-2	-2	-3	-3	-4	-5	-5	-17	-4
288 Audio-visual and related services	:	:	:	:	:	:	:	:	-34	-20
289 Other personal, cultural and recreational	:	:	:	:	:	:	:	:	17	17
291 Government services, n i e	-41	-31	-69	-60	-65	-70	-79	-78	-81	-71
<b>982 Services not allocated</b>	<b>35</b>	<b>-38</b>	<b>-28</b>	<b>-44</b>	<b>-45</b>	<b>-68</b>	<b>-101</b>	<b>-63</b>	<b>0</b>	<b>0</b>
<b>300 INCOME</b>	<b>-660</b>	<b>-475</b>	<b>-307</b>	<b>-335</b>	<b>-142</b>	<b>-7</b>	<b>24</b>	<b>453</b>	<b>73</b>	<b>-127</b>
310 Compensation of employees	19	27	40	58	68	64	45	-6	35	37
320 Investment Income	-679	-502	-347	-393	-210	-71	-21	459	37	-164
<b>379 CURRENT TRANSFERS</b>	<b>1 723</b>	<b>1 892</b>	<b>2 134</b>	<b>2 476</b>	<b>2 750</b>	<b>2 802</b>	<b>3 196</b>	<b>4 490</b>	<b>4 112</b>	<b>3 386</b>
<b>993 CURRENT ACCOUNT</b>	<b>:</b>	<b>:</b>	<b>:</b>	<b>:</b>	<b>:</b>	<b>:</b>	<b>:</b>	<b>:</b>	<b>:</b>	<b>:</b>
<b>994 CAPITAL ACCOUNT</b>	<b>:</b>	<b>:</b>	<b>:</b>	<b>:</b>	<b>:</b>	<b>:</b>	<b>:</b>	<b>:</b>	<b>:</b>	<b>:</b>
<b>010 CURRENT + CAPITAL ACCOUNT</b>	<b>1 855</b>	<b>1 556</b>	<b>895</b>	<b>-124</b>	<b>428</b>	<b>214</b>	<b>-498</b>	<b>63</b>	<b>819</b>	<b>241</b>
<b>995 FINANCIAL ACCOUNT</b>	<b>:</b>	<b>:</b>	<b>:</b>	<b>:</b>	<b>:</b>	<b>:</b>	<b>:</b>	<b>:</b>	<b>:</b>	<b>:</b>
<b>998 NET ERRORS AND OMISSIONS</b>	<b>:</b>	<b>:</b>	<b>:</b>	<b>:</b>	<b>:</b>	<b>:</b>	<b>:</b>	<b>:</b>	<b>:</b>	<b>:</b>

## 16.4.

Reporter: Portugal

Partner: Intra EUR12

	(in %)									
	1985	1986	1987	1988	1989	1990	1991	1992	1993	1994
	<b>Cover ratio</b>									
<b>100 GOODS</b>	<b>108</b>	<b>95</b>	<b>81</b>	<b>72</b>	<b>77</b>	<b>76</b>	<b>71</b>	<b>68</b>	<b>73</b>	<b>77</b>
<b>200 SERVICES</b>	<b>156</b>	<b>144</b>	<b>140</b>	<b>122</b>	<b>124</b>	<b>124</b>	<b>115</b>	<b>111</b>	<b>111</b>	<b>111</b>
<b>205 Transportation</b>	<b>41</b>	<b>50</b>	<b>36</b>	<b>25</b>	<b>26</b>	<b>28</b>	<b>27</b>	<b>27</b>	<b>48</b>	<b>43</b>
206 Sea transport	20	15	13	9	9	9	8	6	21	23
207 Passenger transport on sea	:	:	:	:	:	:	:	:	:	:
208 Freight transport on sea	20	15	13	9	9	9	8	6	14	12
209 Support. auxiliary and other services	:	:	:	:	:	:	:	:	98	172
210 Air transport	64	77	60	26	36	37	37	31	110	85
211 Passenger transport by air	254	393	360	125	205	200	536	786	208	101
212 Freight transport by air	25	19	16	12	12	11	10	8	18	19
213 Supporting, auxiliary and other services	:	:	:	:	:	:	:	:	99	176
214 Other transportation	66	151	100	88	105	122	115	152	23	27
<b>236 Travel</b>	<b>462</b>	<b>444</b>	<b>497</b>	<b>446</b>	<b>451</b>	<b>413</b>	<b>362</b>	<b>331</b>	<b>228</b>	<b>253</b>
<b>981 Other services</b>	<b>102</b>	<b>58</b>	<b>55</b>	<b>54</b>	<b>56</b>	<b>54</b>	<b>50</b>	<b>62</b>	<b>62</b>	<b>55</b>
245 Communications services	775	340	420	350	357	333	300	400	357	325
249 Construction services	131	60	70	61	65	59	55	67	63	153
253 Insurance services	48	23	25	22	24	22	20	26	30	24
260 Financial services	104	48	54	47	51	47	43	54	50	66
262 Computer and information services	:	:	:	:	:	:	:	:	37	35
266 Royalties and licence fees	29	12	17	15	13	13	13	16	13	9
268 Other business services	246	116	133	116	123	114	104	133	76	57
269 Merchanting and other trade-related serv.	213	100	115	100	108	100	91	114	106	84
270 Merchanting	:	:	:	:	:	:	:	:	:	:
271 Other trade related services	213	100	115	100	108	100	89	114	106	91
272 Operational leasing	:	:	:	:	:	:	:	:	48	24
273 Misc. business, prof. and technical serv.	300	142	162	140	147	136	125	163	72	56
274 Legal, account., man., cons. and pub. rel.	:	:	:	:	:	:	:	:	78	111
278 Adv., market res. and polling	200	100	100	89	100	92	82	113	100	113
279 Research and development	:	:	:	:	:	:	:	:	43	148
280 Architect., engin. and other technical	:	:	:	:	:	:	:	:	15	12
281 Agric., mining and on-site processing	:	:	:	:	:	:	:	:	197	196
284 Other	:	:	:	:	:	:	:	:	108	100
285 Serv. between affiliated enterprises, nie	:	:	:	:	:	:	:	:	73	68
287 Personal, cultural and recreational services	0	0	0	0	0	0	0	0	79	94
288 Audio-visual and related services	:	:	:	:	:	:	:	:	51	60
289 Other personal, cultural and recreational	:	:	:	:	:	:	:	:	224	267
291 Government services, n i e	24	42	22	31	28	25	23	25	21	19
<b>982 Services not allocated</b>	<b>139</b>	<b>64</b>	<b>75</b>	<b>66</b>	<b>69</b>	<b>64</b>	<b>59</b>	<b>74</b>	:	:
<b>300 INCOME</b>	<b>18</b>	<b>22</b>	<b>35</b>	<b>39</b>	<b>73</b>	<b>99</b>	<b>104</b>	<b>162</b>	<b>105</b>	<b>91</b>
310 Compensation of employees	338	486	433	546	500	268	196	89	232	222
320 Investment Income	14	17	25	27	58	88	97	168	103	88
<b>379 CURRENT TRANSFERS</b>	<b>7 279</b>	<b>697</b>	<b>602</b>	<b>643</b>	<b>609</b>	<b>570</b>	<b>459</b>	<b>540</b>	<b>454</b>	<b>324</b>
<b>993 CURRENT ACCOUNT</b>	:	:	:	:	:	:	:	:	:	:
<b>994 CAPITAL ACCOUNT</b>	:	:	:	:	:	:	:	:	:	:
<b>010 CURRENT + CAPITAL ACCOUNT</b>	<b>131</b>	<b>122</b>	<b>110</b>	<b>99</b>	<b>103</b>	<b>101</b>	<b>97</b>	<b>100</b>	<b>104</b>	<b>101</b>
<b>995 FINANCIAL ACCOUNT</b>	.	.	.	.	.	.	.	.	.	.
<b>998 NET ERRORS AND OMISSIONS</b>	.	.	.	.	.	.	.	.	.	.

## 16.5.

Reporter: Portugal

Partner: Extra EUR12

(Mio ECU)

	1985	1986	1987	1988	1989	1990	1991	1992	1993	1994
	<b>Credit</b>									
<b>100 GOODS</b>	<b>2 701</b>	<b>2 271</b>	<b>2 274</b>	<b>2 483</b>	<b>3 202</b>	<b>3 288</b>	<b>3 146</b>	<b>3 424</b>	<b>3 264</b>	<b>3 749</b>
<b>200 SERVICES</b>	<b>1 322</b>	<b>1 201</b>	<b>1 253</b>	<b>1 369</b>	<b>1 671</b>	<b>1 777</b>	<b>1 861</b>	<b>1 756</b>	<b>1 708</b>	<b>1 528</b>
<b>205 Transportation</b>	<b>383</b>	<b>366</b>	<b>338</b>	<b>387</b>	<b>397</b>	<b>478</b>	<b>457</b>	<b>422</b>	<b>460</b>	<b>378</b>
206 Sea transport	40	37	37	39	43	33	31	33	85	84
207 Passenger transport on sea	0	0	0	0	0	0	0	0	0	1
208 Freight transport on sea	40	37	37	39	43	33	31	33	36	41
209 Support. auxiliary and other services	:	:	:	:	:	:	:	:	49	42
210 Air transport	84	69	69	83	65	79	77	84	315	269
211 Passenger transport by air	72	58	58	71	52	70	68	74	284	223
212 Freight transport by air	12	11	11	12	13	9	9	10	10	16
213 Supporting, auxiliary and other services	:	:	:	:	:	:	:	:	21	31
214 Other transportation	259	260	232	266	289	365	350	305	59	25
<b>236 Travel</b>	<b>658</b>	<b>625</b>	<b>723</b>	<b>799</b>	<b>1 029</b>	<b>1 030</b>	<b>1 149</b>	<b>1 030</b>	<b>825</b>	<b>719</b>
<b>981 Other services</b>	<b>168</b>	<b>127</b>	<b>114</b>	<b>105</b>	<b>139</b>	<b>151</b>	<b>144</b>	<b>170</b>	<b>424</b>	<b>430</b>
245 Communications services	25	19	18	18	24	27	25	30	48	76
249 Construction services	17	13	12	12	16	18	17	20	33	32
253 Insurance services	6	5	4	4	6	7	6	7	14	23
260 Financial services	16	13	12	12	16	18	16	19	28	30
262 Computer and information services	:	:	:	:	:	:	:	:	4	6
266 Royalties and licence fees	7	5	5	5	7	8	8	9	18	13
268 Other business services	62	46	44	43	59	66	63	74	203	185
269 Merchenting and other trade-related serv.	21	17	15	15	21	23	21	24	36	35
270 Merchenting	-2	-1	-1	-1	-1	-2	-2	-2	-4	-4
271 Other trade related services	23	18	16	16	22	25	22	26	40	40
272 Operational leasing	:	:	:	:	:	:	:	:	4	6
273 Misc. business, prof. and technical serv.	41	29	29	28	38	43	42	50	162	143
274 Legal, account., man., cons. and pub. rel.	:	:	:	:	:	:	:	:	12	16
278 Adv., market res. and polling	7	6	5	5	7	8	7	8	12	18
279 Research and development	:	:	:	:	:	:	:	:	3	4
280 Architect., engin. and other technical	:	:	:	:	:	:	:	:	19	23
281 Agric., mining and on-site processing	:	:	:	:	:	:	:	:	7	4
284 Other	:	:	:	:	:	:	:	:	82	59
285 Serv. between affiliated enterprises, nie	:	:	:	:	:	:	:	:	27	19
287 Personal, cultural and recreational services	1	0	0	0	1	1	1	1	55	40
288 Audio-visual and related services	:	:	:	:	:	:	:	:	29	22
289 Other personal, cultural and recreational	:	:	:	:	:	:	:	:	25	19
291 Government services, n i e	33	27	18	10	10	8	9	10	22	26
<b>982 Services not allocated</b>	<b>112</b>	<b>83</b>	<b>79</b>	<b>78</b>	<b>106</b>	<b>119</b>	<b>112</b>	<b>134</b>	<b>0</b>	<b>0</b>
<b>300 INCOME</b>	<b>220</b>	<b>168</b>	<b>190</b>	<b>189</b>	<b>274</b>	<b>461</b>	<b>552</b>	<b>417</b>	<b>650</b>	<b>590</b>
310 Compensation of employees	68	41	50	53	46	66	70	41	54	47
320 Investment Income	152	127	140	136	228	395	482	376	596	543
<b>379 CURRENT TRANSFERS</b>	<b>1 278</b>	<b>1 146</b>	<b>1 228</b>	<b>1 264</b>	<b>1 462</b>	<b>1 645</b>	<b>1 791</b>	<b>1 686</b>	<b>1 853</b>	<b>1 305</b>
<b>993 CURRENT ACCOUNT</b>	<b>:</b>	<b>:</b>	<b>:</b>	<b>:</b>	<b>:</b>	<b>:</b>	<b>:</b>	<b>:</b>	<b>:</b>	<b>:</b>
<b>994 CAPITAL ACCOUNT</b>	<b>:</b>	<b>:</b>	<b>:</b>	<b>:</b>	<b>:</b>	<b>:</b>	<b>:</b>	<b>:</b>	<b>:</b>	<b>:</b>
<b>010 CURRENT + CAPITAL ACCOUNT</b>	<b>5 521</b>	<b>4 786</b>	<b>4 947</b>	<b>5 305</b>	<b>6 610</b>	<b>7 172</b>	<b>7 351</b>	<b>7 283</b>	<b>7 475</b>	<b>7 172</b>
<b>995 FINANCIAL ACCOUNT</b>	<b>:</b>	<b>:</b>	<b>:</b>	<b>:</b>	<b>:</b>	<b>:</b>	<b>:</b>	<b>:</b>	<b>:</b>	<b>:</b>
<b>998 NET ERRORS AND OMISSIONS</b>	<b>:</b>	<b>:</b>	<b>:</b>	<b>:</b>	<b>:</b>	<b>:</b>	<b>:</b>	<b>:</b>	<b>:</b>	<b>:</b>



## 16.5.

Reporter: Portugal

Partner: Extra EUR12

	(Mio ECU)									
	1985	1986	1987	1988	1989	1990	1991	1992	1993	1994
	<b>Debit</b>									
<b>100 GOODS</b>	<b>5 003</b>	<b>3 715</b>	<b>4 005</b>	<b>4 513</b>	<b>5 080</b>	<b>5 601</b>	<b>5 460</b>	<b>5 574</b>	<b>5 352</b>	<b>6 106</b>
<b>200 SERVICES</b>	<b>779</b>	<b>637</b>	<b>677</b>	<b>791</b>	<b>924</b>	<b>1 138</b>	<b>1 243</b>	<b>1 182</b>	<b>1 530</b>	<b>1 544</b>
<b>205 Transportation</b>	<b>401</b>	<b>302</b>	<b>323</b>	<b>358</b>	<b>426</b>	<b>528</b>	<b>554</b>	<b>480</b>	<b>472</b>	<b>580</b>
206 Sea transport	214	154	162	180	202	221	211	211	204	246
207 Passenger transport on sea	0	0	0	0	0	0	0	0	0	1
208 Freight transport on sea	214	154	162	180	202	221	211	211	185	218
209 Support. auxiliary and other services	:	:	:	:	:	:	:	:	18	27
210 Air transport	99	81	89	104	121	140	147	149	217	222
211 Passenger transport by air	2	4	3	4	7	13	19	15	111	104
212 Freight transport by air	97	77	86	100	114	127	128	134	99	104
213 Supporting, auxiliary and other services	:	:	:	:	:	:	:	:	7	14
214 Other transportation	89	67	71	75	104	167	196	119	51	111
<b>236 Travel</b>	<b>131</b>	<b>123</b>	<b>137</b>	<b>171</b>	<b>217</b>	<b>254</b>	<b>312</b>	<b>344</b>	<b>459</b>	<b>360</b>
<b>981 Other services</b>	<b>150</b>	<b>131</b>	<b>136</b>	<b>160</b>	<b>171</b>	<b>210</b>	<b>224</b>	<b>213</b>	<b>599</b>	<b>604</b>
245 Communications services	5	4	4	5	6	8	8	8	14	33
249 Construction services	7	4	4	6	6	8	6	6	6	6
253 Insurance services	26	21	21	27	28	38	40	38	68	66
260 Financial services	21	16	16	20	21	29	29	27	46	38
262 Computer and information services	:	:	:	:	:	:	:	:	14	7
266 Royalties and licence fees	14	12	12	15	16	21	22	21	53	44
268 Other business services	22	17	17	23	24	32	33	30	264	257
269 Merchanting and other trade-related serv.	13	10	10	13	14	19	19	18	31	51
270 Merchanting	0	0	0	0	0	0	0	0	0	0
271 Other trade related services	13	10	10	13	14	19	19	18	31	51
272 Operational leasing	:	:	:	:	:	:	:	:	90	64
273 Misc. business, prof. and technical serv.	9	7	7	10	10	13	14	12	143	142
274 Legal, account., man., cons. and pub. rel.	:	:	:	:	:	:	:	:	15	22
278 Adv., market res. and polling	7	6	6	8	8	11	12	11	21	25
279 Research and development	:	:	:	:	:	:	:	:	4	4
280 Architect., engin. and other technical	:	:	:	:	:	:	:	:	22	23
281 Agric., mining and on-site processing	:	:	:	:	:	:	:	:	2	1
284 Other	:	:	:	:	:	:	:	:	53	45
285 Serv. between affiliated enterprises, nie	:	:	:	:	:	:	:	:	26	22
287 Personal, cultural and recreational services	4	4	4	5	5	7	8	7	44	46
288 Audio-visual and related services	:	:	:	:	:	:	:	:	37	38
289 Other personal, cultural and recreational	:	:	:	:	:	:	:	:	7	8
291 Government services, n i e	51	52	57	60	65	67	78	77	87	107
<b>982 Services not allocated</b>	<b>97</b>	<b>81</b>	<b>81</b>	<b>101</b>	<b>109</b>	<b>146</b>	<b>154</b>	<b>145</b>	<b>0</b>	<b>0</b>
<b>300 INCOME</b>	<b>992</b>	<b>686</b>	<b>608</b>	<b>537</b>	<b>686</b>	<b>554</b>	<b>442</b>	<b>346</b>	<b>534</b>	<b>579</b>
310 Compensation of employees	11	31	11	11	16	33	42	34	17	25
320 Investment Income	981	655	597	526	670	521	400	312	517	554
<b>379 CURRENT TRANSFERS</b>	<b>86</b>	<b>81</b>	<b>91</b>	<b>72</b>	<b>83</b>	<b>130</b>	<b>128</b>	<b>157</b>	<b>274</b>	<b>174</b>
<b>993 CURRENT ACCOUNT</b>	<b>:</b>	<b>:</b>	<b>:</b>	<b>:</b>	<b>:</b>	<b>:</b>	<b>:</b>	<b>:</b>	<b>:</b>	<b>:</b>
<b>994 CAPITAL ACCOUNT</b>	<b>:</b>	<b>:</b>	<b>:</b>	<b>:</b>	<b>:</b>	<b>:</b>	<b>:</b>	<b>:</b>	<b>:</b>	<b>:</b>
<b>010 CURRENT + CAPITAL ACCOUNT</b>	<b>6 861</b>	<b>5 118</b>	<b>5 382</b>	<b>5 913</b>	<b>6 775</b>	<b>7 423</b>	<b>7 273</b>	<b>7 259</b>	<b>7 689</b>	<b>8 402</b>
<b>995 FINANCIAL ACCOUNT</b>	<b>:</b>	<b>:</b>	<b>:</b>	<b>:</b>	<b>:</b>	<b>:</b>	<b>:</b>	<b>:</b>	<b>:</b>	<b>:</b>
<b>998 NET ERRORS AND OMISSIONS</b>	<b>:</b>	<b>:</b>	<b>:</b>	<b>:</b>	<b>:</b>	<b>:</b>	<b>:</b>	<b>:</b>	<b>:</b>	<b>:</b>

## 16.5.

Reporter: Portugal

Partner: Extra EUR12

(Mio ECU)

	1 985	1 986	1 987	1 988	1 989	1 990	1 991	1 992	1 993	1 994
	<b>Net</b>									
<b>100 GOODS</b>	<b>-2 302</b>	<b>-1 443</b>	<b>-1 730</b>	<b>-2 030</b>	<b>-1 878</b>	<b>-2 312</b>	<b>-2 314</b>	<b>-2 149</b>	<b>-2 088</b>	<b>-2 357</b>
<b>200 SERVICES</b>	<b>543</b>	<b>564</b>	<b>575</b>	<b>579</b>	<b>746</b>	<b>640</b>	<b>618</b>	<b>574</b>	<b>179</b>	<b>-16</b>
<b>205 Transportation</b>	<b>-18</b>	<b>64</b>	<b>15</b>	<b>29</b>	<b>-29</b>	<b>-50</b>	<b>-97</b>	<b>-58</b>	<b>-12</b>	<b>-202</b>
206 Sea transport	-174	-117	-125	-141	-159	-188	-180	-178	-119	-163
207 Passenger transport on sea	0	0	0	0	0	0	0	0	0	0
208 Freight transport on sea	-174	-117	-125	-141	-159	-188	-180	-178	-149	-177
209 Support. auxiliary and other services	:	:	:	:	:	:	:	:	30	14
210 Air transport	-13	-11	-20	-21	-55	-60	-71	-65	98	47
211 Passenger transport by air	71	54	55	67	46	57	49	60	173	119
212 Freight transport by air	-84	-65	-75	-88	-101	-117	-120	-125	-89	-88
213 Supporting, auxiliary and other services	:	:	:	:	:	:	:	:	13	16
214 Other transportation	170	193	161	191	185	199	153	186	9	-86
<b>236 Travel</b>	<b>527</b>	<b>502</b>	<b>585</b>	<b>628</b>	<b>811</b>	<b>776</b>	<b>837</b>	<b>686</b>	<b>366</b>	<b>359</b>
<b>981 Other services</b>	<b>18</b>	<b>-4</b>	<b>-23</b>	<b>-55</b>	<b>-34</b>	<b>-59</b>	<b>-80</b>	<b>-43</b>	<b>-175</b>	<b>-174</b>
245 Communications services	20	15	14	12	18	19	17	22	33	43
249 Construction services	10	8	8	6	11	10	11	15	26	26
253 Insurance services	-20	-16	-17	-22	-22	-32	-34	-31	-54	-43
260 Financial services	-4	-3	-4	-9	-5	-11	-13	-8	-19	-8
262 Computer and information services	:	:	:	:	:	:	:	:	-10	-1
266 Royalties and licence fees	-7	-7	-7	-10	-9	-14	-15	-12	-36	-31
268 Other business services	40	27	26	21	35	34	30	45	-62	-72
269 Merchanting and other trade-related serv.	8	6	5	2	7	4	2	7	5	-15
270 Merchanting	-2	-1	-1	-1	-1	-2	-2	-2	-4	-4
271 Other trade related services	10	7	6	3	8	6	3	9	9	-11
272 Operational leasing	:	:	:	:	:	:	:	:	-86	-58
273 Misc. business, prof. and technical serv.	32	21	21	19	28	30	28	38	19	1
274 Legal, account., man., cons. and pub. rel.	:	:	:	:	:	:	:	:	-3	-6
278 Adv., market res. and polling	0	-1	-1	-3	-1	-3	-5	-3	-9	-7
279 Research and development	:	:	:	:	:	:	:	:	-1	1
280 Architect., engin. and other technical	:	:	:	:	:	:	:	:	-3	-1
281 Agric., mining and on-site processing	:	:	:	:	:	:	:	:	5	3
284 Other	:	:	:	:	:	:	:	:	29	14
285 Serv. between affiliated enterprises, nie	:	:	:	:	:	:	:	:	1	-3
287 Personal, cultural and recreational services	-4	-3	-3	-4	-5	-6	-7	-7	11	-6
288 Audio-visual and related services	:	:	:	:	:	:	:	:	-7	-17
289 Other personal, cultural and recreational	:	:	:	:	:	:	:	:	18	11
291 Government services, n i e	-17	-25	-40	-50	-56	-59	-69	-67	-65	-81
<b>982 Services not allocated</b>	<b>16</b>	<b>2</b>	<b>-2</b>	<b>-23</b>	<b>-2</b>	<b>-27</b>	<b>-42</b>	<b>-11</b>	<b>0</b>	<b>0</b>
<b>300 INCOME</b>	<b>-773</b>	<b>-519</b>	<b>-418</b>	<b>-348</b>	<b>-412</b>	<b>-93</b>	<b>111</b>	<b>71</b>	<b>116</b>	<b>11</b>
310 Compensation of employees	56	10	39	42	30	32	29	7	36	21
320 Investment Income	-829	-529	-457	-390	-442	-125	82	64	79	-11
<b>379 CURRENT TRANSFERS</b>	<b>1 192</b>	<b>1 065</b>	<b>1 137</b>	<b>1 191</b>	<b>1 379</b>	<b>1 515</b>	<b>1 663</b>	<b>1 530</b>	<b>1 579</b>	<b>1 132</b>
<b>993 CURRENT ACCOUNT</b>	<b>:</b>	<b>:</b>	<b>:</b>	<b>:</b>	<b>:</b>	<b>:</b>	<b>:</b>	<b>:</b>	<b>:</b>	<b>:</b>
<b>994 CAPITAL ACCOUNT</b>	<b>:</b>	<b>:</b>	<b>:</b>	<b>:</b>	<b>:</b>	<b>:</b>	<b>:</b>	<b>:</b>	<b>:</b>	<b>:</b>
<b>010 CURRENT + CAPITAL ACCOUNT</b>	<b>-1 340</b>	<b>-333</b>	<b>-435</b>	<b>-608</b>	<b>-165</b>	<b>-251</b>	<b>77</b>	<b>25</b>	<b>-214</b>	<b>-1 230</b>
<b>995 FINANCIAL ACCOUNT</b>	<b>:</b>	<b>:</b>	<b>:</b>	<b>:</b>	<b>:</b>	<b>:</b>	<b>:</b>	<b>:</b>	<b>:</b>	<b>:</b>
<b>998 NET ERRORS AND OMISSIONS</b>	<b>:</b>	<b>:</b>	<b>:</b>	<b>:</b>	<b>:</b>	<b>:</b>	<b>:</b>	<b>:</b>	<b>:</b>	<b>:</b>

16.5.

Reporter: Portugal

Partner: Extra EUR12

	(in %)									
	1985	1986	1987	1988	1989	1990	1991	1992	1993	1994
	<b>Cover ratio</b>									
<b>100 GOODS</b>	<b>54</b>	<b>61</b>	<b>57</b>	<b>55</b>	<b>63</b>	<b>59</b>	<b>58</b>	<b>61</b>	<b>61</b>	<b>61</b>
<b>200 SERVICES</b>	<b>170</b>	<b>189</b>	<b>185</b>	<b>173</b>	<b>181</b>	<b>156</b>	<b>150</b>	<b>149</b>	<b>112</b>	<b>99</b>
<b>205 Transportation</b>	<b>96</b>	<b>121</b>	<b>105</b>	<b>108</b>	<b>93</b>	<b>91</b>	<b>82</b>	<b>88</b>	<b>97</b>	<b>65</b>
206 Sea transport	19	24	23	22	21	15	15	16	42	34
207 Passenger transport on sea	:	:	:	:	:	:	:	:	:	80
208 Freight transport on sea	19	24	23	22	21	15	15	16	20	19
209 Support. auxiliary and other services	:	:	:	:	:	:	:	:	265	152
210 Air transport	85	85	78	80	54	56	52	56	145	121
211 Passenger transport by air	3 600	1 450	1 933	1 775	743	538	358	493	256	214
212 Freight transport by air	12	14	13	12	11	7	7	7	10	15
213 Supporting, auxiliary and other services	:	:	:	:	:	:	:	:	285	211
214 Other transportation	291	388	327	355	278	219	179	256	117	23
<b>236 Travel</b>	<b>502</b>	<b>508</b>	<b>528</b>	<b>467</b>	<b>474</b>	<b>406</b>	<b>368</b>	<b>299</b>	<b>180</b>	<b>200</b>
<b>981 Other services</b>	<b>112</b>	<b>97</b>	<b>84</b>	<b>66</b>	<b>81</b>	<b>72</b>	<b>64</b>	<b>80</b>	<b>71</b>	<b>71</b>
245 Communications services	500	475	450	360	400	338	313	375	329	231
249 Construction services	243	325	300	200	267	225	283	333	516	523
253 Insurance services	23	24	19	15	21	18	15	18	20	35
260 Financial services	76	81	75	60	76	62	55	70	60	78
262 Computer and information services	:	:	:	:	:	:	:	:	31	85
266 Royalties and licence fees	50	42	42	33	44	38	36	43	33	30
268 Other business services	282	271	259	187	246	206	191	247	77	72
269 Merchating and other trade-related serv.	162	170	150	115	150	121	111	133	117	70
270 Merchating	:	:	:	:	:	:	:	:	:	:
271 Other trade related services	177	180	160	123	157	132	116	144	130	78
272 Operational leasing	:	:	:	:	:	:	:	:	4	10
273 Misc. business, prof. and technical serv.	456	414	414	280	380	331	300	417	113	101
274 Legal, account., man., cons. and pub. rel.	:	:	:	:	:	:	:	:	80	74
278 Adv., market res. and polling	100	100	83	63	88	73	58	73	56	71
279 Research and development	:	:	:	:	:	:	:	:	66	116
280 Architect., engin. and other technical	:	:	:	:	:	:	:	:	88	96
281 Agric., mining and on-site processing	:	:	:	:	:	:	:	:	318	368
284 Other	:	:	:	:	:	:	:	:	156	130
285 Serv. between affiliated enterprises, nie	:	:	:	:	:	:	:	:	106	88
287 Personal, cultural and recreational services	25	0	0	0	20	14	13	14	124	88
288 Audio-visual and related services	:	:	:	:	:	:	:	:	80	56
289 Other personal, cultural and recreational	:	:	:	:	:	:	:	:	353	248
291 Government services, n i e	65	52	32	17	15	12	12	13	25	24
<b>982 Services not allocated</b>	<b>115</b>	<b>102</b>	<b>98</b>	<b>77</b>	<b>97</b>	<b>82</b>	<b>73</b>	<b>92</b>	<b>:</b>	<b>:</b>
<b>300 INCOME</b>	<b>22</b>	<b>24</b>	<b>31</b>	<b>35</b>	<b>40</b>	<b>83</b>	<b>125</b>	<b>121</b>	<b>122</b>	<b>102</b>
310 Compensation of employees	618	132	455	482	288	200	167	121	312	184
320 Investment Income	15	19	23	26	34	76	121	121	115	98
<b>379 CURRENT TRANSFERS</b>	<b>1 486</b>	<b>1 415</b>	<b>1 349</b>	<b>1 756</b>	<b>1 761</b>	<b>1 265</b>	<b>1 399</b>	<b>1 074</b>	<b>677</b>	<b>752</b>
<b>993 CURRENT ACCOUNT</b>	<b>:</b>	<b>:</b>	<b>:</b>	<b>:</b>	<b>:</b>	<b>:</b>	<b>:</b>	<b>:</b>	<b>:</b>	<b>:</b>
<b>994 CAPITAL ACCOUNT</b>	<b>:</b>	<b>:</b>	<b>:</b>	<b>:</b>	<b>:</b>	<b>:</b>	<b>:</b>	<b>:</b>	<b>:</b>	<b>:</b>
<b>010 CURRENT + CAPITAL ACCOUNT</b>	<b>80</b>	<b>94</b>	<b>92</b>	<b>90</b>	<b>98</b>	<b>97</b>	<b>101</b>	<b>100</b>	<b>97</b>	<b>85</b>
<b>995 FINANCIAL ACCOUNT</b>	<b>.</b>	<b>.</b>	<b>.</b>	<b>.</b>	<b>.</b>	<b>.</b>	<b>.</b>	<b>.</b>	<b>.</b>	<b>.</b>
<b>998 NET ERRORS AND OMISSIONS</b>	<b>.</b>	<b>.</b>	<b>.</b>	<b>.</b>	<b>.</b>	<b>.</b>	<b>.</b>	<b>.</b>	<b>.</b>	<b>.</b>

## 16.6.

Reporter: Portugal

Partner: USA

	(Mio ECU)									
	1985	1986	1987	1988	1989	1990	1991	1992	1993	1994
	<b>Credit</b>									
<b>100 GOODS</b>	<b>688</b>	<b>514</b>	<b>519</b>	<b>551</b>	<b>691</b>	<b>622</b>	<b>502</b>	<b>494</b>	<b>801</b>	<b>842</b>
<b>200 SERVICES</b>	<b>820</b>	<b>768</b>	<b>760</b>	<b>776</b>	<b>955</b>	<b>954</b>	<b>1 027</b>	<b>970</b>	<b>651</b>	<b>538</b>
<b>205 Transportation</b>	<b>207</b>	<b>227</b>	<b>206</b>	<b>208</b>	<b>212</b>	<b>235</b>	<b>203</b>	<b>185</b>	<b>211</b>	<b>125</b>
206 Sea transport	:	:	:	:	:	:	:	:	55	46
207 Passenger transport on sea	:	:	:	:	:	:	:	:	0	0
208 Freight transport on sea	:	:	:	:	:	:	:	:	22	24
209 Support. auxiliary and other services	:	:	:	:	:	:	:	:	33	21
210 Air transport	:	:	:	:	:	:	:	:	119	65
211 Passenger transport by air	:	:	:	:	:	:	:	:	103	45
212 Freight transport by air	:	:	:	:	:	:	:	:	4	6
213 Supporting, auxiliary and other services	:	:	:	:	:	:	:	:	12	14
214 Other transportation	:	:	:	:	:	:	:	:	37	14
<b>236 Travel</b>	<b>453</b>	<b>394</b>	<b>429</b>	<b>458</b>	<b>590</b>	<b>551</b>	<b>664</b>	<b>602</b>	<b>212</b>	<b>190</b>
<b>981 Other services</b>	<b>161</b>	<b>147</b>	<b>125</b>	<b>110</b>	<b>153</b>	<b>168</b>	<b>159</b>	<b>183</b>	<b>228</b>	<b>224</b>
245 Communications services	:	:	:	:	:	:	:	:	32	58
249 Construction services	:	:	:	:	:	:	:	:	9	10
253 Insurance services	:	:	:	:	:	:	:	:	6	7
260 Financial services	:	:	:	:	:	:	:	:	7	19
262 Computer and information services	:	:	:	:	:	:	:	:	2	4
266 Royalties and licence fees	:	:	:	:	:	:	:	:	13	4
268 Other business services	:	:	:	:	:	:	:	:	117	79
269 Merchanting and other trade-related serv.	:	:	:	:	:	:	:	:	18	10
270 Merchanting	:	:	:	:	:	:	:	:	1	-3
271 Other trade related services	:	:	:	:	:	:	:	:	18	13
272 Operational leasing	:	:	:	:	:	:	:	:	1	1
273 Misc. business, prof. and technical serv.	:	:	:	:	:	:	:	:	98	68
274 Legal, account., man., cons. and pub. rel.	:	:	:	:	:	:	:	:	7	10
278 Adv., market res. and polling	:	:	:	:	:	:	:	:	7	5
279 Research and development	:	:	:	:	:	:	:	:	2	4
280 Architect., engin. and other technical	:	:	:	:	:	:	:	:	11	10
281 Agric., mining and on-site processing	:	:	:	:	:	:	:	:	3	1
284 Other	:	:	:	:	:	:	:	:	51	29
285 Serv. between affiliated enterprises, nie	:	:	:	:	:	:	:	:	17	10
287 Personal, cultural and recreational services	:	:	:	:	:	:	:	:	30	22
288 Audio-visual and related services	:	:	:	:	:	:	:	:	16	12
289 Other personal, cultural and recreational	:	:	:	:	:	:	:	:	14	10
291 Government services, n i e	25	21	6	5	4	3	4	5	12	20
<b>982 Services not allocated</b>	<b>0</b>	<b>0</b>	<b>0</b>	<b>0</b>	<b>0</b>	<b>0</b>	<b>0</b>	<b>0</b>	<b>0</b>	<b>0</b>
<b>300 INCOME</b>	<b>133</b>	<b>114</b>	<b>136</b>	<b>105</b>	<b>147</b>	<b>299</b>	<b>386</b>	<b>268</b>	<b>420</b>	<b>285</b>
310 Compensation of employees	41	24	34	33	29	38	43	27	36	20
320 Investment Income	92	90	102	72	118	261	343	241	384	265
<b>379 CURRENT TRANSFERS</b>	<b>651</b>	<b>567</b>	<b>542</b>	<b>531</b>	<b>583</b>	<b>588</b>	<b>685</b>	<b>632</b>	<b>716</b>	<b>480</b>
<b>993 CURRENT ACCOUNT</b>	:	:	:	:	:	:	:	:	:	:
<b>994 CAPITAL ACCOUNT</b>	:	:	:	:	:	:	:	:	:	:
<b>010 CURRENT + CAPITAL ACCOUNT</b>	<b>2 292</b>	<b>1 963</b>	<b>1 957</b>	<b>1 963</b>	<b>2 375</b>	<b>2 463</b>	<b>2 600</b>	<b>2 364</b>	<b>2 588</b>	<b>2 145</b>
<b>995 FINANCIAL ACCOUNT</b>	:	:	:	:	:	:	:	:	:	:
<b>998 NET ERRORS AND OMISSIONS</b>	:	:	:	:	:	:	:	:	:	:

16.6.

Reporter: Portugal

Partner: USA

	(Mio ECU)									
	1985	1986	1987	1988	1989	1990	1991	1992	1993	1994
	<b>Debit</b>									
<b>100 GOODS</b>	<b>909</b>	<b>680</b>	<b>563</b>	<b>613</b>	<b>740</b>	<b>731</b>	<b>683</b>	<b>659</b>	<b>848</b>	<b>776</b>
<b>200 SERVICES</b>	<b>347</b>	<b>268</b>	<b>264</b>	<b>330</b>	<b>442</b>	<b>558</b>	<b>664</b>	<b>620</b>	<b>716</b>	<b>715</b>
<b>205 Transportation</b>	<b>122</b>	<b>87</b>	<b>81</b>	<b>93</b>	<b>127</b>	<b>188</b>	<b>222</b>	<b>157</b>	<b>223</b>	<b>279</b>
206 Sea transport	:	:	:	:	:	:	:	:	123	147
207 Passenger transport on sea	:	:	:	:	:	:	:	:	0	0
208 Freight transport on sea	:	:	:	:	:	:	:	:	112	127
209 Support. auxiliary and other services	:	:	:	:	:	:	:	:	11	20
210 Air transport	:	:	:	:	:	:	:	:	85	79
211 Passenger transport by air	:	:	:	:	:	:	:	:	45	19
212 Freight transport by air	:	:	:	:	:	:	:	:	36	54
213 Supporting, auxiliary and other services	:	:	:	:	:	:	:	:	4	6
214 Other transportation	:	:	:	:	:	:	:	:	15	52
<b>236 Travel</b>	<b>93</b>	<b>71</b>	<b>81</b>	<b>105</b>	<b>152</b>	<b>180</b>	<b>230</b>	<b>264</b>	<b>180</b>	<b>155</b>
<b>981 Other services</b>	<b>132</b>	<b>110</b>	<b>102</b>	<b>131</b>	<b>163</b>	<b>190</b>	<b>212</b>	<b>199</b>	<b>313</b>	<b>281</b>
245 Communications services	:	:	:	:	:	:	:	:	10	26
249 Construction services	:	:	:	:	:	:	:	:	3	1
253 Insurance services	:	:	:	:	:	:	:	:	11	17
260 Financial services	:	:	:	:	:	:	:	:	11	10
262 Computer and information services	:	:	:	:	:	:	:	:	13	5
266 Royalties and licence fees	:	:	:	:	:	:	:	:	29	21
268 Other business services	:	:	:	:	:	:	:	:	173	134
269 Merchanting and other trade-related serv.	:	:	:	:	:	:	:	:	10	12
270 Merchanting	:	:	:	:	:	:	:	:	0	0
271 Other trade related services	:	:	:	:	:	:	:	:	10	12
272 Operational leasing	:	:	:	:	:	:	:	:	85	52
273 Misc. business, prof. and technical serv.	:	:	:	:	:	:	:	:	78	71
274 Legal, account., man., cons. and pub. rel.	:	:	:	:	:	:	:	:	11	20
278 Adv., market res. and polling	:	:	:	:	:	:	:	:	11	10
279 Research and development	:	:	:	:	:	:	:	:	3	3
280 Architect., engin. and other technical	:	:	:	:	:	:	:	:	7	11
281 Agric., mining and on-site processing	:	:	:	:	:	:	:	:	0	0
284 Other	:	:	:	:	:	:	:	:	31	17
285 Serv. between affiliated enterprises, nie	:	:	:	:	:	:	:	:	15	8
287 Personal, cultural and recreational services	:	:	:	:	:	:	:	:	31	24
288 Audio-visual and related services	:	:	:	:	:	:	:	:	26	20
289 Other personal, cultural and recreational	:	:	:	:	:	:	:	:	5	4
291 Government services, n i e	14	21	20	20	25	19	31	27	32	43
<b>982 Services not allocated</b>	<b>0</b>	<b>0</b>	<b>0</b>	<b>0</b>	<b>0</b>	<b>0</b>	<b>0</b>	<b>0</b>	<b>0</b>	<b>0</b>
<b>300 INCOME</b>	<b>641</b>	<b>405</b>	<b>289</b>	<b>250</b>	<b>427</b>	<b>317</b>	<b>234</b>	<b>178</b>	<b>226</b>	<b>198</b>
310 Compensation of employees	7	25	6	5	8	17	19	21	11	9
320 Investment Income	634	380	283	245	419	300	215	157	215	189
<b>379 CURRENT TRANSFERS</b>	<b>58</b>	<b>51</b>	<b>50</b>	<b>43</b>	<b>51</b>	<b>74</b>	<b>69</b>	<b>95</b>	<b>101</b>	<b>73</b>
<b>993 CURRENT ACCOUNT</b>	<b>:</b>	<b>:</b>	<b>:</b>	<b>:</b>	<b>:</b>	<b>:</b>	<b>:</b>	<b>:</b>	<b>:</b>	<b>:</b>
<b>994 CAPITAL ACCOUNT</b>	<b>:</b>	<b>:</b>	<b>:</b>	<b>:</b>	<b>:</b>	<b>:</b>	<b>:</b>	<b>:</b>	<b>:</b>	<b>:</b>
<b>010 CURRENT + CAPITAL ACCOUNT</b>	<b>1 954</b>	<b>1 405</b>	<b>1 167</b>	<b>1 236</b>	<b>1 659</b>	<b>1 680</b>	<b>1 649</b>	<b>1 551</b>	<b>1 892</b>	<b>1 762</b>
<b>995 FINANCIAL ACCOUNT</b>	<b>:</b>	<b>:</b>	<b>:</b>	<b>:</b>	<b>:</b>	<b>:</b>	<b>:</b>	<b>:</b>	<b>:</b>	<b>:</b>
<b>998 NET ERRORS AND OMISSIONS</b>	<b>:</b>	<b>:</b>	<b>:</b>	<b>:</b>	<b>:</b>	<b>:</b>	<b>:</b>	<b>:</b>	<b>:</b>	<b>:</b>

16.6.

Reporter: Portugal

Partner: USA

(Mio ECU)

	1 985	1 986	1 987	1 988	1 989	1 990	1 991	1 992	1 993	1 994
	<b>Net</b>									
<b>100 GOODS</b>	<b>-220</b>	<b>-166</b>	<b>-44</b>	<b>-61</b>	<b>-49</b>	<b>-109</b>	<b>-181</b>	<b>-165</b>	<b>-47</b>	<b>66</b>
<b>200 SERVICES</b>	<b>474</b>	<b>499</b>	<b>496</b>	<b>446</b>	<b>513</b>	<b>397</b>	<b>362</b>	<b>350</b>	<b>-65</b>	<b>-177</b>
<b>205 Transportation</b>	<b>85</b>	<b>140</b>	<b>125</b>	<b>114</b>	<b>86</b>	<b>46</b>	<b>-19</b>	<b>28</b>	<b>-12</b>	<b>-154</b>
206 Sea transport	:	:	:	:	:	:	:	:	-68	-102
207 Passenger transport on sea	:	:	:	:	:	:	:	:	0	0
208 Freight transport on sea	:	:	:	:	:	:	:	:	-90	-103
209 Support. auxiliary and other services	:	:	:	:	:	:	:	:	22	1
210 Air transport	:	:	:	:	:	:	:	:	34	-15
211 Passenger transport by air	:	:	:	:	:	:	:	:	58	25
212 Freight transport by air	:	:	:	:	:	:	:	:	-32	-48
213 Supporting, auxiliary and other services	:	:	:	:	:	:	:	:	7	8
214 Other transportation	:	:	:	:	:	:	:	:	22	-38
<b>236 Travel</b>	<b>360</b>	<b>322</b>	<b>348</b>	<b>353</b>	<b>438</b>	<b>372</b>	<b>434</b>	<b>337</b>	<b>32</b>	<b>35</b>
<b>981 Other services</b>	<b>30</b>	<b>37</b>	<b>23</b>	<b>-21</b>	<b>-10</b>	<b>-21</b>	<b>-53</b>	<b>-15</b>	<b>-85</b>	<b>-58</b>
245 Communications services	:	:	:	:	:	:	:	:	21	32
249 Construction services	:	:	:	:	:	:	:	:	6	9
253 Insurance services	:	:	:	:	:	:	:	:	-6	-10
260 Financial services	:	:	:	:	:	:	:	:	-4	9
262 Computer and information services	:	:	:	:	:	:	:	:	-10	-1
266 Royalties and licence fees	:	:	:	:	:	:	:	:	-16	-17
268 Other business services	:	:	:	:	:	:	:	:	-56	-55
269 Merchating and other trade-related serv.	:	:	:	:	:	:	:	:	9	-2
270 Merchating	:	:	:	:	:	:	:	:	1	-3
271 Other trade related services	:	:	:	:	:	:	:	:	8	1
272 Operational leasing	:	:	:	:	:	:	:	:	-84	-51
273 Misc. business, prof. and technical serv.	:	:	:	:	:	:	:	:	19	-2
274 Legal, account., man., cons. and pub. rel.	:	:	:	:	:	:	:	:	-4	-10
278 Adv., market res. and polling	:	:	:	:	:	:	:	:	-4	-5
279 Research and development	:	:	:	:	:	:	:	:	-2	1
280 Architect., engin. and other technical	:	:	:	:	:	:	:	:	4	-2
281 Agric., mining and on-site processing	:	:	:	:	:	:	:	:	3	1
284 Other	:	:	:	:	:	:	:	:	21	12
285 Serv. between affiliated enterprises, nie	:	:	:	:	:	:	:	:	2	1
287 Personal, cultural and recreational services	:	:	:	:	:	:	:	:	-1	-2
288 Audio-visual and related services	:	:	:	:	:	:	:	:	-10	-8
289 Other personal, cultural and recreational	:	:	:	:	:	:	:	:	9	6
291 Government services, n i e	12	0	-14	-15	-21	-16	-27	-22	-19	-23
<b>982 Services not allocated</b>	<b>0</b>	<b>0</b>	<b>0</b>	<b>0</b>	<b>0</b>	<b>0</b>	<b>0</b>	<b>0</b>	<b>0</b>	<b>0</b>
<b>300 INCOME</b>	<b>-508</b>	<b>-292</b>	<b>-153</b>	<b>-145</b>	<b>-280</b>	<b>-19</b>	<b>153</b>	<b>90</b>	<b>194</b>	<b>87</b>
310 Compensation of employees	35	-1	29	28	21	21	25	6	24	11
320 Investment Income	-543	-291	-182	-173	-301	-40	128	84	169	76
<b>379 CURRENT TRANSFERS</b>	<b>593</b>	<b>516</b>	<b>492</b>	<b>488</b>	<b>532</b>	<b>514</b>	<b>616</b>	<b>537</b>	<b>614</b>	<b>407</b>
<b>993 CURRENT ACCOUNT</b>	<b>:</b>	<b>:</b>	<b>:</b>	<b>:</b>	<b>:</b>	<b>:</b>	<b>:</b>	<b>:</b>	<b>:</b>	<b>:</b>
<b>994 CAPITAL ACCOUNT</b>	<b>:</b>	<b>:</b>	<b>:</b>	<b>:</b>	<b>:</b>	<b>:</b>	<b>:</b>	<b>:</b>	<b>:</b>	<b>:</b>
<b>010 CURRENT + CAPITAL ACCOUNT</b>	<b>339</b>	<b>558</b>	<b>790</b>	<b>728</b>	<b>716</b>	<b>783</b>	<b>950</b>	<b>813</b>	<b>696</b>	<b>383</b>
<b>995 FINANCIAL ACCOUNT</b>	<b>:</b>	<b>:</b>	<b>:</b>	<b>:</b>	<b>:</b>	<b>:</b>	<b>:</b>	<b>:</b>	<b>:</b>	<b>:</b>
<b>998 NET ERRORS AND OMISSIONS</b>	<b>:</b>	<b>:</b>	<b>:</b>	<b>:</b>	<b>:</b>	<b>:</b>	<b>:</b>	<b>:</b>	<b>:</b>	<b>:</b>

16.6.

Reporter: Portugal

Partner: USA

	(in %)									
	1985	1986	1987	1988	1989	1990	1991	1992	1993	1994
	<b>Cover ratio</b>									
<b>100 GOODS</b>	<b>76</b>	<b>76</b>	<b>92</b>	<b>90</b>	<b>93</b>	<b>85</b>	<b>73</b>	<b>75</b>	<b>94</b>	<b>108</b>
<b>200 SERVICES</b>	<b>236</b>	<b>287</b>	<b>288</b>	<b>235</b>	<b>216</b>	<b>171</b>	<b>155</b>	<b>156</b>	<b>91</b>	<b>75</b>
<b>205 Transportation</b>	<b>170</b>	<b>261</b>	<b>254</b>	<b>224</b>	<b>167</b>	<b>125</b>	<b>91</b>	<b>118</b>	<b>95</b>	<b>45</b>
206 Sea transport	:	:	:	:	:	:	:	:	45	31
207 Passenger transport on sea	:	:	:	:	:	:	:	:	:	:
208 Freight transport on sea	:	:	:	:	:	:	:	:	19	19
209 Support. auxiliary and other services	:	:	:	:	:	:	:	:	308	104
210 Air transport	:	:	:	:	:	:	:	:	140	82
211 Passenger transport by air	:	:	:	:	:	:	:	:	230	231
212 Freight transport by air	:	:	:	:	:	:	:	:	12	12
213 Supporting, auxiliary and other services	:	:	:	:	:	:	:	:	278	247
214 Other transportation	:	:	:	:	:	:	:	:	243	27
<b>236 Travel</b>	<b>487</b>	<b>555</b>	<b>530</b>	<b>436</b>	<b>388</b>	<b>306</b>	<b>289</b>	<b>228</b>	<b>118</b>	<b>123</b>
<b>981 Other services</b>	<b>122</b>	<b>134</b>	<b>123</b>	<b>84</b>	<b>94</b>	<b>88</b>	<b>75</b>	<b>92</b>	<b>73</b>	<b>79</b>
245 Communications services	:	:	:	:	:	:	:	:	304	220
249 Construction services	:	:	:	:	:	:	:	:	333	847
253 Insurance services	:	:	:	:	:	:	:	:	50	40
260 Financial services	:	:	:	:	:	:	:	:	65	192
262 Computer and information services	:	:	:	:	:	:	:	:	18	89
266 Royalties and licence fees	:	:	:	:	:	:	:	:	45	19
268 Other business services	:	:	:	:	:	:	:	:	68	59
269 Merchanting and other trade-related serv.	:	:	:	:	:	:	:	:	190	84
270 Merchanting	:	:	:	:	:	:	:	:	:	:
271 Other trade related services	:	:	:	:	:	:	:	:	181	110
272 Operational leasing	:	:	:	:	:	:	:	:	1	2
273 Misc. business, prof. and technical serv.	:	:	:	:	:	:	:	:	125	97
274 Legal, account., man., cons. and pub. rel.	:	:	:	:	:	:	:	:	60	49
278 Adv., market res. and polling	:	:	:	:	:	:	:	:	63	51
279 Research and development	:	:	:	:	:	:	:	:	52	124
280 Architect., engin. and other technical	:	:	:	:	:	:	:	:	162	86
281 Agric., mining and on-site processing	:	:	:	:	:	:	:	:	:	:
284 Other	:	:	:	:	:	:	:	:	167	167
285 Serv. between affiliated enterprises, nie	:	:	:	:	:	:	:	:	114	114
287 Personal, cultural and recreational services	:	:	:	:	:	:	:	:	96	92
288 Audio-visual and related services	:	:	:	:	:	:	:	:	62	59
289 Other personal, cultural and recreational	:	:	:	:	:	:	:	:	273	260
291 Government services, n i e	179	100	30	25	16	16	13	19	39	46
<b>982 Services not allocated</b>	<b>:</b>	<b>:</b>	<b>:</b>	<b>:</b>	<b>:</b>	<b>:</b>	<b>:</b>	<b>:</b>	<b>:</b>	<b>:</b>
<b>300 INCOME</b>	<b>21</b>	<b>28</b>	<b>47</b>	<b>42</b>	<b>34</b>	<b>94</b>	<b>165</b>	<b>151</b>	<b>186</b>	<b>144</b>
310 Compensation of employees	586	96	567	660	363	224	226	129	314	230
320 Investment Income	15	24	36	29	28	87	160	154	179	140
<b>379 CURRENT TRANSFERS</b>	<b>1 122</b>	<b>1 112</b>	<b>1 084</b>	<b>1 235</b>	<b>1 143</b>	<b>795</b>	<b>993</b>	<b>665</b>	<b>705</b>	<b>657</b>
<b>993 CURRENT ACCOUNT</b>	<b>:</b>	<b>:</b>	<b>:</b>	<b>:</b>	<b>:</b>	<b>:</b>	<b>:</b>	<b>:</b>	<b>:</b>	<b>:</b>
<b>994 CAPITAL ACCOUNT</b>	<b>:</b>	<b>:</b>	<b>:</b>	<b>:</b>	<b>:</b>	<b>:</b>	<b>:</b>	<b>:</b>	<b>:</b>	<b>:</b>
<b>010 CURRENT + CAPITAL ACCOUNT</b>	<b>117</b>	<b>140</b>	<b>168</b>	<b>159</b>	<b>143</b>	<b>147</b>	<b>158</b>	<b>152</b>	<b>137</b>	<b>122</b>
<b>995 FINANCIAL ACCOUNT</b>	<b>.</b>	<b>.</b>	<b>.</b>	<b>.</b>	<b>.</b>	<b>.</b>	<b>.</b>	<b>.</b>	<b>.</b>	<b>.</b>
<b>998 NET ERRORS AND OMISSIONS</b>	<b>.</b>	<b>.</b>	<b>.</b>	<b>.</b>	<b>.</b>	<b>.</b>	<b>.</b>	<b>.</b>	<b>.</b>	<b>.</b>

## 16.7.

Reporter: Portugal

Partner: Japan

	(Mio ECU)									
	1985	1986	1987	1988	1989	1990	1991	1992	1993	1994
	<b>Credit</b>									
100 GOODS	63	61	59	69	129	132	116	108	14	119
200 SERVICES	7	8	12	12	13	14	16	13	96	63
205 Transportation	3	3	3	3	4	3	4	1	5	6
206 Sea transport	:	:	:	:	:	:	:	:	4	4
207 Passenger transport on sea	:	:	:	:	:	:	:	:	0	0
208 Freight transport on sea	:	:	:	:	:	:	:	:	3	2
209 Support. auxiliary and other services	:	:	:	:	:	:	:	:	1	2
210 Air transport	:	:	:	:	:	:	:	:	1	2
211 Passenger transport by air	:	:	:	:	:	:	:	:	1	1
212 Freight transport by air	:	:	:	:	:	:	:	:	0	1
213 Supporting, auxiliary and other services	:	:	:	:	:	:	:	:	0	0
214 Other transportation	:	:	:	:	:	:	:	:	0	0
236 Travel	1	2	5	5	5	4	4	5	80	51
981 Other services	3	3	4	4	4	6	8	6	11	6
245 Communications services	:	:	:	:	:	:	:	:	0	0
249 Construction services	:	:	:	:	:	:	:	:	0	0
253 Insurance services	:	:	:	:	:	:	:	:	1	1
260 Financial services	:	:	:	:	:	:	:	:	0	0
262 Computer and information services	:	:	:	:	:	:	:	:	0	0
266 Royalties and licence fees	:	:	:	:	:	:	:	:	0	0
268 Other business services	:	:	:	:	:	:	:	:	8	4
269 Merchating and other trade-related serv.	:	:	:	:	:	:	:	:	5	2
270 Merchating	:	:	:	:	:	:	:	:	0	0
271 Other trade related services	:	:	:	:	:	:	:	:	5	2
272 Operational leasing	:	:	:	:	:	:	:	:	0	0
273 Misc. business, prof. and technical serv.	:	:	:	:	:	:	:	:	3	2
274 Legal, account., man., cons. and pub. rel.	:	:	:	:	:	:	:	:	0	0
278 Adv., market res. and polling	:	:	:	:	:	:	:	:	1	1
279 Research and development	:	:	:	:	:	:	:	:	0	0
280 Architect., engin. and other technical	:	:	:	:	:	:	:	:	0	0
281 Agric., mining and on-site processing	:	:	:	:	:	:	:	:	0	0
284 Other	:	:	:	:	:	:	:	:	1	1
285 Serv. between affiliated enterprises, nie	:	:	:	:	:	:	:	:	0	0
287 Personal, cultural and recreational services	:	:	:	:	:	:	:	:	1	0
288 Audio-visual and related services	:	:	:	:	:	:	:	:	1	0
289 Other personal, cultural and recreational	:	:	:	:	:	:	:	:	1	0
291 Government services, n i e	0	0	0	0	0	1	1	0	0	0
982 Services not allocated	0	0	0	0	0	0	0	0	0	0
300 INCOME	9	4	1	4	4	4	16	38	56	31
310 Compensation of employees	1	1	0	1	1	1	1	1	1	0
320 Investment Income	8	3	1	3	3	3	15	37	55	31
379 CURRENT TRANSFERS	1	1	3	2	3	4	3	3	4	2
993 CURRENT ACCOUNT	:	:	:	:	:	:	:	:	:	:
994 CAPITAL ACCOUNT	:	:	:	:	:	:	:	:	:	:
010 CURRENT + CAPITAL ACCOUNT	81	74	76	87	149	152	150	161	170	214
995 FINANCIAL ACCOUNT	:	:	:	:	:	:	:	:	:	:
998 NET ERRORS AND OMISSIONS	:	:	:	:	:	:	:	:	:	:



16.7.

Reporter: Portugal

Partner: Japan

	<i>(Mio ECU)</i>									
	1985	1986	1987	1988	1989	1990	1991	1992	1993	1994
	<b>Debit</b>									
<b>100 GOODS</b>	<b>277</b>	<b>318</b>	<b>448</b>	<b>495</b>	<b>483</b>	<b>481</b>	<b>562</b>	<b>649</b>	<b>612</b>	<b>599</b>
<b>200 SERVICES</b>	<b>24</b>	<b>33</b>	<b>37</b>	<b>46</b>	<b>42</b>	<b>51</b>	<b>58</b>	<b>55</b>	<b>34</b>	<b>60</b>
<b>205 Transportation</b>	<b>17</b>	<b>22</b>	<b>30</b>	<b>32</b>	<b>31</b>	<b>36</b>	<b>44</b>	<b>44</b>	<b>12</b>	<b>9</b>
206 Sea transport	:	:	:	:	:	:	:	:	3	4
207 Passenger transport on sea	:	:	:	:	:	:	:	:	0	0
208 Freight transport on sea	:	:	:	:	:	:	:	:	3	2
209 Support. auxiliary and other services	:	:	:	:	:	:	:	:	0	2
210 Air transport	:	:	:	:	:	:	:	:	5	4
211 Passenger transport by air	:	:	:	:	:	:	:	:	0	0
212 Freight transport by air	:	:	:	:	:	:	:	:	5	4
213 Supporting, auxiliary and other services	:	:	:	:	:	:	:	:	0	0
214 Other transportation	:	:	:	:	:	:	:	:	4	2
<b>236 Travel</b>	<b>1</b>	<b>1</b>	<b>1</b>	<b>2</b>	<b>3</b>	<b>2</b>	<b>2</b>	<b>2</b>	<b>6</b>	<b>21</b>
<b>981 Other services</b>	<b>6</b>	<b>9</b>	<b>6</b>	<b>12</b>	<b>9</b>	<b>12</b>	<b>12</b>	<b>9</b>	<b>16</b>	<b>30</b>
245 Communications services	:	:	:	:	:	:	:	:	0	0
249 Construction services	:	:	:	:	:	:	:	:	0	0
253 Insurance services	:	:	:	:	:	:	:	:	1	1
260 Financial services	:	:	:	:	:	:	:	:	1	0
262 Computer and information services	:	:	:	:	:	:	:	:	0	0
266 Royalties and licence fees	:	:	:	:	:	:	:	:	2	3
268 Other business services	:	:	:	:	:	:	:	:	6	10
269 Merchanting and other trade-related serv.	:	:	:	:	:	:	:	:	0	0
270 Merchanting	:	:	:	:	:	:	:	:	0	0
271 Other trade related services	:	:	:	:	:	:	:	:	0	0
272 Operational leasing	:	:	:	:	:	:	:	:	3	7
273 Misc. business, prof. and technical serv.	:	:	:	:	:	:	:	:	2	2
274 Legal, account., man., cons. and pub. rel.	:	:	:	:	:	:	:	:	0	0
278 Adv., market res. and polling	:	:	:	:	:	:	:	:	1	1
279 Research and development	:	:	:	:	:	:	:	:	0	0
280 Architect., engin. and other technical	:	:	:	:	:	:	:	:	0	1
281 Agric., mining and on-site processing	:	:	:	:	:	:	:	:	0	0
284 Other	:	:	:	:	:	:	:	:	1	1
285 Serv. between affiliated enterprises, nie	:	:	:	:	:	:	:	:	0	0
287 Personal, cultural and recreational services	:	:	:	:	:	:	:	:	0	0
288 Audio-visual and related services	:	:	:	:	:	:	:	:	0	0
289 Other personal, cultural and recreational	:	:	:	:	:	:	:	:	0	0
291 Government services, n i e	1	2	1	2	4	3	3	4	5	15
<b>982 Services not allocated</b>	<b>0</b>	<b>0</b>	<b>0</b>	<b>0</b>	<b>0</b>	<b>0</b>	<b>0</b>	<b>0</b>	<b>0</b>	<b>0</b>
<b>300 INCOME</b>	<b>91</b>	<b>86</b>	<b>122</b>	<b>102</b>	<b>78</b>	<b>71</b>	<b>62</b>	<b>50</b>	<b>36</b>	<b>41</b>
310 Compensation of employees	0	0	0	0	0	0	1	0	0	0
320 Investment Income	91	86	122	102	78	71	61	50	36	40
<b>379 CURRENT TRANSFERS</b>	<b>0</b>	<b>0</b>	<b>0</b>	<b>0</b>	<b>0</b>	<b>8</b>	<b>1</b>	<b>1</b>	<b>2</b>	<b>1</b>
<b>993 CURRENT ACCOUNT</b>	<b>:</b>	<b>:</b>	<b>:</b>	<b>:</b>	<b>:</b>	<b>:</b>	<b>:</b>	<b>:</b>	<b>:</b>	<b>:</b>
<b>994 CAPITAL ACCOUNT</b>	<b>:</b>	<b>:</b>	<b>:</b>	<b>:</b>	<b>:</b>	<b>:</b>	<b>:</b>	<b>:</b>	<b>:</b>	<b>:</b>
<b>010 CURRENT + CAPITAL ACCOUNT</b>	<b>392</b>	<b>436</b>	<b>606</b>	<b>642</b>	<b>604</b>	<b>611</b>	<b>682</b>	<b>756</b>	<b>684</b>	<b>701</b>
<b>995 FINANCIAL ACCOUNT</b>	<b>:</b>	<b>:</b>	<b>:</b>	<b>:</b>	<b>:</b>	<b>:</b>	<b>:</b>	<b>:</b>	<b>:</b>	<b>:</b>
<b>998 NET ERRORS AND OMISSIONS</b>	<b>:</b>	<b>:</b>	<b>:</b>	<b>:</b>	<b>:</b>	<b>:</b>	<b>:</b>	<b>:</b>	<b>:</b>	<b>:</b>

16.7.

Reporter: Portugal

Partner: Japan

(Mio ECU)

	1 985	1 986	1 987	1 988	1 989	1 990	1 991	1 992	1 993	1 994
	<b>Net</b>									
<b>100 GOODS</b>	<b>-213</b>	<b>-256</b>	<b>-389</b>	<b>-425</b>	<b>-354</b>	<b>-349</b>	<b>-446</b>	<b>-541</b>	<b>-598</b>	<b>-480</b>
<b>200 SERVICES</b>	<b>-17</b>	<b>-24</b>	<b>-24</b>	<b>-34</b>	<b>-30</b>	<b>-38</b>	<b>-42</b>	<b>-42</b>	<b>62</b>	<b>2</b>
<b>205 Transportation</b>	<b>-14</b>	<b>-20</b>	<b>-27</b>	<b>-29</b>	<b>-27</b>	<b>-33</b>	<b>-41</b>	<b>-43</b>	<b>-7</b>	<b>-4</b>
206 Sea transport	:	:	:	:	:	:	:	:	0	0
207 Passenger transport on sea	:	:	:	:	:	:	:	:	0	0
208 Freight transport on sea	:	:	:	:	:	:	:	:	0	0
209 Support. auxiliary and other services	:	:	:	:	:	:	:	:	1	0
210 Air transport	:	:	:	:	:	:	:	:	-4	-2
211 Passenger transport by air	:	:	:	:	:	:	:	:	0	1
212 Freight transport by air	:	:	:	:	:	:	:	:	-4	-3
213 Supporting, auxiliary and other services	:	:	:	:	:	:	:	:	0	0
214 Other transportation	:	:	:	:	:	:	:	:	-3	-2
<b>236 Travel</b>	<b>0</b>	<b>1</b>	<b>4</b>	<b>4</b>	<b>2</b>	<b>2</b>	<b>3</b>	<b>3</b>	<b>74</b>	<b>30</b>
<b>981 Other services</b>	<b>-2</b>	<b>-5</b>	<b>-1</b>	<b>-8</b>	<b>-5</b>	<b>-7</b>	<b>-4</b>	<b>-3</b>	<b>-4</b>	<b>-24</b>
245 Communications services	:	:	:	:	:	:	:	:	0	0
249 Construction services	:	:	:	:	:	:	:	:	0	0
253 Insurance services	:	:	:	:	:	:	:	:	0	0
260 Financial services	:	:	:	:	:	:	:	:	0	0
262 Computer and information services	:	:	:	:	:	:	:	:	0	0
266 Royalties and licence fees	:	:	:	:	:	:	:	:	-2	-2
268 Other business services	:	:	:	:	:	:	:	:	2	-6
269 Merchating and other trade-related serv.	:	:	:	:	:	:	:	:	5	1
270 Merchating	:	:	:	:	:	:	:	:	0	0
271 Other trade related services	:	:	:	:	:	:	:	:	5	1
272 Operational leasing	:	:	:	:	:	:	:	:	-3	-7
273 Misc. business, prof. and technical serv.	:	:	:	:	:	:	:	:	0	-1
274 Legal, account., man., cons. and pub. rel.	:	:	:	:	:	:	:	:	0	0
278 Adv., market res. and polling	:	:	:	:	:	:	:	:	0	0
279 Research and development	:	:	:	:	:	:	:	:	0	0
280 Architect., engin. and other technical	:	:	:	:	:	:	:	:	0	-1
281 Agric., mining and on-site processing	:	:	:	:	:	:	:	:	0	0
284 Other	:	:	:	:	:	:	:	:	1	0
285 Serv. between affiliated enterprises, nie	:	:	:	:	:	:	:	:	0	0
287 Personal, cultural and recreational services	:	:	:	:	:	:	:	:	1	0
288 Audio-visual and related services	:	:	:	:	:	:	:	:	0	0
289 Other personal, cultural and recreational	:	:	:	:	:	:	:	:	0	0
291 Government services, n i e	-1	-1	-1	-2	-4	-3	-2	-4	-5	-15
<b>982 Services not allocated</b>	<b>0</b>	<b>0</b>	<b>0</b>	<b>0</b>	<b>0</b>	<b>0</b>	<b>0</b>	<b>0</b>	<b>0</b>	<b>0</b>
<b>300 INCOME</b>	<b>-83</b>	<b>-82</b>	<b>-121</b>	<b>-98</b>	<b>-74</b>	<b>-69</b>	<b>-46</b>	<b>-14</b>	<b>20</b>	<b>-10</b>
310 Compensation of employees	1	1	0	1	1	0	0	0	0	0
320 Investment Income	-84	-83	-121	-99	-75	-69	-46	-14	19	-10
<b>379 CURRENT TRANSFERS</b>	<b>1</b>	<b>1</b>	<b>3</b>	<b>2</b>	<b>3</b>	<b>-4</b>	<b>2</b>	<b>2</b>	<b>2</b>	<b>1</b>
<b>993 CURRENT ACCOUNT</b>	<b>:</b>	<b>:</b>	<b>:</b>	<b>:</b>	<b>:</b>	<b>:</b>	<b>:</b>	<b>:</b>	<b>:</b>	<b>:</b>
<b>994 CAPITAL ACCOUNT</b>	<b>:</b>	<b>:</b>	<b>:</b>	<b>:</b>	<b>:</b>	<b>:</b>	<b>:</b>	<b>:</b>	<b>:</b>	<b>:</b>
<b>010 CURRENT + CAPITAL ACCOUNT</b>	<b>-312</b>	<b>-362</b>	<b>-531</b>	<b>-555</b>	<b>-455</b>	<b>-459</b>	<b>-532</b>	<b>-595</b>	<b>-515</b>	<b>-487</b>
<b>995 FINANCIAL ACCOUNT</b>	<b>:</b>	<b>:</b>	<b>:</b>	<b>:</b>	<b>:</b>	<b>:</b>	<b>:</b>	<b>:</b>	<b>:</b>	<b>:</b>
<b>998 NET ERRORS AND OMISSIONS</b>	<b>:</b>	<b>:</b>	<b>:</b>	<b>:</b>	<b>:</b>	<b>:</b>	<b>:</b>	<b>:</b>	<b>:</b>	<b>:</b>

16.7.

Reporter: Portugal

Partner: Japan

	(in %)									
	1985	1986	1987	1988	1989	1990	1991	1992	1993	1994
	<b>Cover ratio</b>									
<b>100 GOODS</b>	<b>23</b>	<b>19</b>	<b>13</b>	<b>14</b>	<b>27</b>	<b>27</b>	<b>21</b>	<b>17</b>	<b>2</b>	<b>20</b>
<b>200 SERVICES</b>	<b>29</b>	<b>24</b>	<b>32</b>	<b>26</b>	<b>31</b>	<b>27</b>	<b>28</b>	<b>24</b>	<b>285</b>	<b>104</b>
<b>205 Transportation</b>	<b>18</b>	<b>14</b>	<b>10</b>	<b>9</b>	<b>13</b>	<b>8</b>	<b>9</b>	<b>2</b>	<b>41</b>	<b>60</b>
206 Sea transport	:	:	:	:	:	:	:	:	110	102
207 Passenger transport on sea	:	:	:	:	:	:	:	:	:	:
208 Freight transport on sea	:	:	:	:	:	:	:	:	92	92
209 Support. auxiliary and other services	:	:	:	:	:	:	:	:	:	111
210 Air transport	:	:	:	:	:	:	:	:	20	47
211 Passenger transport by air	:	:	:	:	:	:	:	:	:	:
212 Freight transport by air	:	:	:	:	:	:	:	:	6	15
213 Supporting, auxiliary and other services	:	:	:	:	:	:	:	:	:	:
214 Other transportation	:	:	:	:	:	:	:	:	7	10
<b>236 Travel</b>	<b>100</b>	<b>:</b>	<b>500</b>	<b>250</b>	<b>167</b>	<b>200</b>	<b>200</b>	<b>250</b>	<b>1 327</b>	<b>244</b>
<b>981 Other services</b>	<b>50</b>	<b>33</b>	<b>67</b>	<b>33</b>	<b>44</b>	<b>50</b>	<b>67</b>	<b>67</b>	<b>72</b>	<b>20</b>
245 Communications services	:	:	:	:	:	:	:	:	:	:
249 Construction services	:	:	:	:	:	:	:	:	:	:
253 Insurance services	:	:	:	:	:	:	:	:	:	99
260 Financial services	:	:	:	:	:	:	:	:	:	:
262 Computer and information services	:	:	:	:	:	:	:	:	:	:
266 Royalties and licence fees	:	:	:	:	:	:	:	:	12	10
268 Other business services	:	:	:	:	:	:	:	:	132	36
269 Merchating and other trade-related serv.	:	:	:	:	:	:	:	:	:	:
270 Merchating	:	:	:	:	:	:	:	:	:	:
271 Other trade related services	:	:	:	:	:	:	:	:	:	:
272 Operational leasing	:	:	:	:	:	:	:	:	0	1
273 Misc. business, prof. and technical serv.	:	:	:	:	:	:	:	:	119	78
274 Legal, account., man., cons. and pub. rel.	:	:	:	:	:	:	:	:	:	:
278 Adv., market res. and polling	:	:	:	:	:	:	:	:	92	:
279 Research and development	:	:	:	:	:	:	:	:	:	:
280 Architect., engin. and other technical	:	:	:	:	:	:	:	:	:	:
281 Agric., mining and on-site processing	:	:	:	:	:	:	:	:	:	:
284 Other	:	:	:	:	:	:	:	:	:	:
285 Serv. between affiliated enterprises, nie	:	:	:	:	:	:	:	:	:	:
287 Personal, cultural and recreational services	:	:	:	:	:	:	:	:	:	:
288 Audio-visual and related services	:	:	:	:	:	:	:	:	:	:
289 Other personal, cultural and recreational	:	:	:	:	:	:	:	:	:	:
291 Government services, n i e	0	0	0	0	0	33	33	0	0	0
<b>982 Services not allocated</b>	<b>:</b>	<b>:</b>	<b>:</b>	<b>:</b>	<b>:</b>	<b>:</b>	<b>:</b>	<b>:</b>	<b>:</b>	<b>:</b>
<b>300 INCOME</b>	<b>10</b>	<b>5</b>	<b>1</b>	<b>4</b>	<b>5</b>	<b>6</b>	<b>26</b>	<b>76</b>	<b>154</b>	<b>76</b>
310 Compensation of employees	:	:	:	:	:	:	:	:	:	:
320 Investment Income	9	3	1	3	4	4	25	74	153	76
<b>379 CURRENT TRANSFERS</b>	<b>:</b>	<b>:</b>	<b>:</b>	<b>:</b>	<b>:</b>	<b>50</b>	<b>:</b>	<b>300</b>	<b>209</b>	<b>:</b>
<b>993 CURRENT ACCOUNT</b>	<b>:</b>	<b>:</b>	<b>:</b>	<b>:</b>	<b>:</b>	<b>:</b>	<b>:</b>	<b>:</b>	<b>:</b>	<b>:</b>
<b>994 CAPITAL ACCOUNT</b>	<b>:</b>	<b>:</b>	<b>:</b>	<b>:</b>	<b>:</b>	<b>:</b>	<b>:</b>	<b>:</b>	<b>:</b>	<b>:</b>
<b>010 CURRENT + CAPITAL ACCOUNT</b>	<b>21</b>	<b>17</b>	<b>13</b>	<b>14</b>	<b>25</b>	<b>25</b>	<b>22</b>	<b>21</b>	<b>25</b>	<b>31</b>
<b>995 FINANCIAL ACCOUNT</b>	<b>.</b>	<b>.</b>	<b>.</b>	<b>.</b>	<b>.</b>	<b>.</b>	<b>.</b>	<b>.</b>	<b>.</b>	<b>.</b>
<b>998 NET ERRORS AND OMISSIONS</b>	<b>.</b>	<b>.</b>	<b>.</b>	<b>.</b>	<b>.</b>	<b>.</b>	<b>.</b>	<b>.</b>	<b>.</b>	<b>.</b>

## 17.1.

Reporter: Finland

Partner: World

	(Mio ECU)									
	1985	1986	1987	1988	1989	1990	1991	1992	1993	1994
	<b>Credit</b>									
100 GOODS	:	:	:	:	:	:	:	:	:	24 888
200 SERVICES	:	:	:	:	:	:	:	:	:	4 585
205 Transportation	:	:	:	:	:	:	:	:	:	1 509
206 Sea transport	:	:	:	:	:	:	:	:	:	1 042
207 Passenger transport on sea	:	:	:	:	:	:	:	:	:	252
208 Freight transport on sea	:	:	:	:	:	:	:	:	:	440
209 Support. auxiliary and other services	:	:	:	:	:	:	:	:	:	350
210 Air transport	:	:	:	:	:	:	:	:	:	380
211 Passenger transport by air	:	:	:	:	:	:	:	:	:	283
212 Freight transport by air	:	:	:	:	:	:	:	:	:	48
213 Supporting, auxiliary and other services	:	:	:	:	:	:	:	:	:	49
214 Other transportation	:	:	:	:	:	:	:	:	:	86
236 Travel	:	:	:	:	:	:	:	:	:	1 145
981 Other services	:	:	:	:	:	:	:	:	:	1 931
245 Communications services	:	:	:	:	:	:	:	:	:	103
249 Construction services	:	:	:	:	:	:	:	:	:	155
253 Insurance services	:	:	:	:	:	:	:	:	:	-100
260 Financial services	:	:	:	:	:	:	:	:	:	207
262 Computer and information services	:	:	:	:	:	:	:	:	:	506
266 Royalties and licence fees	:	:	:	:	:	:	:	:	:	64
268 Other business services	:	:	:	:	:	:	:	:	:	866
269 Merchanting and other trade-related serv.	:	:	:	:	:	:	:	:	:	111
270 Merchanting	:	:	:	:	:	:	:	:	:	-85
271 Other trade related services	:	:	:	:	:	:	:	:	:	196
272 Operational leasing	:	:	:	:	:	:	:	:	:	31
273 Misc. business, prof. and technical serv.	:	:	:	:	:	:	:	:	:	725
274 Legal, account., man., cons. and pub. rel.	:	:	:	:	:	:	:	:	:	119
278 Adv., market res. and polling	:	:	:	:	:	:	:	:	:	44
279 Research and development	:	:	:	:	:	:	:	:	:	17
280 Architect., engin. and other technical	:	:	:	:	:	:	:	:	:	251
281 Agric., mining and on-site processing	:	:	:	:	:	:	:	:	:	24
284 Other	:	:	:	:	:	:	:	:	:	215
285 Serv. between affiliated enterprises, nie	:	:	:	:	:	:	:	:	:	53
287 Personal, cultural and recreational services	:	:	:	:	:	:	:	:	:	67
288 Audio-visual and related services	:	:	:	:	:	:	:	:	:	34
289 Other personal, cultural and recreational	:	:	:	:	:	:	:	:	:	33
291 Government services, n i e	:	:	:	:	:	:	:	:	:	62
982 Services not allocated	:	:	:	:	:	:	:	:	:	0
300 INCOME	:	:	:	:	:	:	:	:	:	1 468
310 Compensation of employees	:	:	:	:	:	:	:	:	:	21
320 Investment Income	:	:	:	:	:	:	:	:	:	1 446
379 CURRENT TRANSFERS	:	:	:	:	:	:	:	:	:	288
993 CURRENT ACCOUNT	:	:	:	:	:	:	:	:	:	31 228
994 CAPITAL ACCOUNT	:	:	:	:	:	:	:	:	:	56
010 CURRENT + CAPITAL ACCOUNT	:	:	:	:	:	:	:	:	:	31 284
995 FINANCIAL ACCOUNT	:	:	:	:	:	:	:	:	:	:
998 NET ERRORS AND OMISSIONS	:	:	:	:	:	:	:	:	:	:

17.1.

Reporter: Finland

Partner: World

(Mio ECU)

	1985	1986	1987	1988	1989	1990	1991	1992	1993	1994
	<b>Debit</b>									
<b>100 GOODS</b>	:	:	:	:	:	:	:	:	:	18 552
<b>200 SERVICES</b>	:	:	:	:	:	:	:	:	:	5 771
<b>205 Transportation</b>	:	:	:	:	:	:	:	:	:	1 534
206 Sea transport	:	:	:	:	:	:	:	:	:	1 153
207 Passenger transport on sea	:	:	:	:	:	:	:	:	:	187
208 Freight transport on sea	:	:	:	:	:	:	:	:	:	783
209 Support. auxiliary and other services	:	:	:	:	:	:	:	:	:	183
210 Air transport	:	:	:	:	:	:	:	:	:	329
211 Passenger transport by air	:	:	:	:	:	:	:	:	:	201
212 Freight transport by air	:	:	:	:	:	:	:	:	:	47
213 Supporting, auxiliary and other services	:	:	:	:	:	:	:	:	:	80
214 Other transportation	:	:	:	:	:	:	:	:	:	52
<b>236 Travel</b>	:	:	:	:	:	:	:	:	:	1 356
<b>981 Other services</b>	:	:	:	:	:	:	:	:	:	2 881
245 Communications services	:	:	:	:	:	:	:	:	:	102
249 Construction services	:	:	:	:	:	:	:	:	:	77
253 Insurance services	:	:	:	:	:	:	:	:	:	68
260 Financial services	:	:	:	:	:	:	:	:	:	233
262 Computer and information services	:	:	:	:	:	:	:	:	:	418
266 Royalties and licence fees	:	:	:	:	:	:	:	:	:	272
268 Other business services	:	:	:	:	:	:	:	:	:	1 407
269 Merchanting and other trade-related serv.	:	:	:	:	:	:	:	:	:	334
270 Merchanting	:	:	:	:	:	:	:	:	:	0
271 Other trade related services	:	:	:	:	:	:	:	:	:	334
272 Operational leasing	:	:	:	:	:	:	:	:	:	143
273 Misc. business, prof. and technical serv.	:	:	:	:	:	:	:	:	:	931
274 Legal, account., man., cons. and pub. rel.	:	:	:	:	:	:	:	:	:	88
278 Adv., market res. and polling	:	:	:	:	:	:	:	:	:	194
279 Research and development	:	:	:	:	:	:	:	:	:	78
280 Architect., engin. and other technical	:	:	:	:	:	:	:	:	:	132
281 Agric., mining and on-site processing	:	:	:	:	:	:	:	:	:	46
284 Other	:	:	:	:	:	:	:	:	:	66
285 Serv. between affiliated enterprises, nie	:	:	:	:	:	:	:	:	:	327
287 Personal, cultural and recreational services	:	:	:	:	:	:	:	:	:	104
288 Audio-visual and related services	:	:	:	:	:	:	:	:	:	81
289 Other personal, cultural and recreational	:	:	:	:	:	:	:	:	:	23
291 Government services, n i e	:	:	:	:	:	:	:	:	:	201
<b>982 Services not allocated</b>	:	:	:	:	:	:	:	:	:	0
<b>300 INCOME</b>	:	:	:	:	:	:	:	:	:	5 156
310 Compensation of employees	:	:	:	:	:	:	:	:	:	13
320 Investment Income	:	:	:	:	:	:	:	:	:	5 144
<b>379 CURRENT TRANSFERS</b>	:	:	:	:	:	:	:	:	:	720
<b>993 CURRENT ACCOUNT</b>	:	:	:	:	:	:	:	:	:	30 199
<b>994 CAPITAL ACCOUNT</b>	:	:	:	:	:	:	:	:	:	15
<b>010 CURRENT + CAPITAL ACCOUNT</b>	:	:	:	:	:	:	:	:	:	30 214
<b>995 FINANCIAL ACCOUNT</b>	:	:	:	:	:	:	:	:	:	:
<b>998 NET ERRORS AND OMISSIONS</b>	:	:	:	:	:	:	:	:	:	:

## 17.1.

Reporter: Finland

Partner: World

	(Mio ECU)									
	1985	1986	1987	1988	1989	1990	1991	1992	1993	1994
	<b>Net</b>									
100 GOODS	:	:	:	:	:	:	:	:	:	6 336
200 SERVICES	:	:	:	:	:	:	:	:	:	-1 186
205 Transportation	:	:	:	:	:	:	:	:	:	-25
206 Sea transport	:	:	:	:	:	:	:	:	:	-111
207 Passenger transport on sea	:	:	:	:	:	:	:	:	:	65
208 Freight transport on sea	:	:	:	:	:	:	:	:	:	-343
209 Support. auxiliary and other services	:	:	:	:	:	:	:	:	:	167
210 Air transport	:	:	:	:	:	:	:	:	:	52
211 Passenger transport by air	:	:	:	:	:	:	:	:	:	82
212 Freight transport by air	:	:	:	:	:	:	:	:	:	0
213 Supporting, auxiliary and other services	:	:	:	:	:	:	:	:	:	-31
214 Other transportation	:	:	:	:	:	:	:	:	:	35
236 Travel	:	:	:	:	:	:	:	:	:	-212
981 Other services	:	:	:	:	:	:	:	:	:	-949
245 Communications services	:	:	:	:	:	:	:	:	:	1
249 Construction services	:	:	:	:	:	:	:	:	:	78
253 Insurance services	:	:	:	:	:	:	:	:	:	-168
260 Financial services	:	:	:	:	:	:	:	:	:	-25
262 Computer and information services	:	:	:	:	:	:	:	:	:	88
266 Royalties and licence fees	:	:	:	:	:	:	:	:	:	-208
268 Other business services	:	:	:	:	:	:	:	:	:	-540
269 Merchanting and other trade-related serv.	:	:	:	:	:	:	:	:	:	-223
270 Merchanting	:	:	:	:	:	:	:	:	:	-85
271 Other trade related services	:	:	:	:	:	:	:	:	:	-138
272 Operational leasing	:	:	:	:	:	:	:	:	:	-112
273 Misc. business, prof. and technical serv.	:	:	:	:	:	:	:	:	:	-206
274 Legal, account., man., cons. and pub. rel.	:	:	:	:	:	:	:	:	:	31
278 Adv., market res. and polling	:	:	:	:	:	:	:	:	:	-150
279 Research and development	:	:	:	:	:	:	:	:	:	-60
280 Architect., engin. and other technical	:	:	:	:	:	:	:	:	:	120
281 Agric., mining and on-site processing	:	:	:	:	:	:	:	:	:	-22
284 Other	:	:	:	:	:	:	:	:	:	149
285 Serv. between affiliated enterprises, nie	:	:	:	:	:	:	:	:	:	-274
287 Personal, cultural and recreational services	:	:	:	:	:	:	:	:	:	-36
288 Audio-visual and related services	:	:	:	:	:	:	:	:	:	-47
289 Other personal, cultural and recreational	:	:	:	:	:	:	:	:	:	10
291 Government services, n i e	:	:	:	:	:	:	:	:	:	-139
982 Services not allocated	:	:	:	:	:	:	:	:	:	0
300 INCOME	:	:	:	:	:	:	:	:	:	-3 689
310 Compensation of employees	:	:	:	:	:	:	:	:	:	9
320 Investment Income	:	:	:	:	:	:	:	:	:	-3 697
379 CURRENT TRANSFERS	:	:	:	:	:	:	:	:	:	-432
993 CURRENT ACCOUNT	:	:	:	:	:	:	:	:	:	1 029
994 CAPITAL ACCOUNT	:	:	:	:	:	:	:	:	:	42
010 CURRENT + CAPITAL ACCOUNT	:	:	:	:	:	:	:	:	:	1 071
995 FINANCIAL ACCOUNT	:	:	:	:	:	:	:	:	:	-190
998 NET ERRORS AND OMISSIONS	:	:	:	:	:	:	:	:	:	-881

17.1.

Reporter: Finland

Partner: World

	<i>(in %)</i>									
	1985	1986	1987	1988	1989	1990	1991	1992	1993	1994
	<b>Cover ratio</b>									
<b>100 GOODS</b>	:	:	:	:	:	:	:	:	:	<b>134</b>
<b>200 SERVICES</b>	:	:	:	:	:	:	:	:	:	<b>79</b>
<b>205 Transportation</b>	:	:	:	:	:	:	:	:	:	<b>98</b>
206 Sea transport	:	:	:	:	:	:	:	:	:	90
207 Passenger transport on sea	:	:	:	:	:	:	:	:	:	135
208 Freight transport on sea	:	:	:	:	:	:	:	:	:	56
209 Support. auxiliary and other services	:	:	:	:	:	:	:	:	:	191
210 Air transport	:	:	:	:	:	:	:	:	:	116
211 Passenger transport by air	:	:	:	:	:	:	:	:	:	141
212 Freight transport by air	:	:	:	:	:	:	:	:	:	101
213 Supporting, auxiliary and other services	:	:	:	:	:	:	:	:	:	61
214 Other transportation	:	:	:	:	:	:	:	:	:	167
<b>236 Travel</b>	:	:	:	:	:	:	:	:	:	<b>84</b>
<b>981 Other services</b>	:	:	:	:	:	:	:	:	:	<b>67</b>
245 Communications services	:	:	:	:	:	:	:	:	:	101
249 Construction services	:	:	:	:	:	:	:	:	:	201
253 Insurance services	:	:	:	:	:	:	:	:	:	-146
260 Financial services	:	:	:	:	:	:	:	:	:	89
262 Computer and information services	:	:	:	:	:	:	:	:	:	121
266 Royalties and licence fees	:	:	:	:	:	:	:	:	:	24
268 Other business services	:	:	:	:	:	:	:	:	:	62
269 Merchanting and other trade-related serv.	:	:	:	:	:	:	:	:	:	33
270 Merchanting	:	:	:	:	:	:	:	:	:	:
271 Other trade related services	:	:	:	:	:	:	:	:	:	59
272 Operational leasing	:	:	:	:	:	:	:	:	:	22
273 Misc. business, prof. and technical serv.	:	:	:	:	:	:	:	:	:	78
274 Legal, account., man., cons. and pub. rel.	:	:	:	:	:	:	:	:	:	135
278 Adv., market res. and polling	:	:	:	:	:	:	:	:	:	23
279 Research and development	:	:	:	:	:	:	:	:	:	23
280 Architect., engin. and other technical	:	:	:	:	:	:	:	:	:	191
281 Agric., mining and on-site processing	:	:	:	:	:	:	:	:	:	53
284 Other	:	:	:	:	:	:	:	:	:	327
285 Serv. between affiliated enterprises, nie	:	:	:	:	:	:	:	:	:	16
287 Personal, cultural and recreational services	:	:	:	:	:	:	:	:	:	65
288 Audio-visual and related services	:	:	:	:	:	:	:	:	:	42
289 Other personal, cultural and recreational	:	:	:	:	:	:	:	:	:	146
291 Government services, n i e	:	:	:	:	:	:	:	:	:	31
<b>982 Services not allocated</b>	:	:	:	:	:	:	:	:	:	:
<b>300 INCOME</b>	:	:	:	:	:	:	:	:	:	<b>28</b>
310 Compensation of employees	:	:	:	:	:	:	:	:	:	169
320 Investment Income	:	:	:	:	:	:	:	:	:	28
<b>379 CURRENT TRANSFERS</b>	:	:	:	:	:	:	:	:	:	<b>40</b>
<b>993 CURRENT ACCOUNT</b>	:	:	:	:	:	:	:	:	:	<b>103</b>
<b>994 CAPITAL ACCOUNT</b>	:	:	:	:	:	:	:	:	:	<b>385</b>
<b>010 CURRENT + CAPITAL ACCOUNT</b>	:	:	:	:	:	:	:	:	:	<b>104</b>
<b>995 FINANCIAL ACCOUNT</b>	.	.	.	.	.	.	.	.	.	.
<b>998 NET ERRORS AND OMISSIONS</b>	.	.	.	.	.	.	.	.	.	.

## 17.2.

Reporter: Finland

Partner: Intra EUR15

	(Mio ECU)									
	1985	1986	1987	1988	1989	1990	1991	1992	1993	1994
	<b>Credit</b>									
<b>100 GOODS</b>	:	:	:	:	:	:	:	:	:	<b>14 458</b>
<b>200 SERVICES</b>	:	:	:	:	:	:	:	:	:	<b>2 627</b>
<b>205 Transportation</b>	:	:	:	:	:	:	:	:	:	<b>1 003</b>
206 Sea transport	:	:	:	:	:	:	:	:	:	729
207 Passenger transport on sea	:	:	:	:	:	:	:	:	:	122
209 Freight transport on sea	:	:	:	:	:	:	:	:	:	412
209 Support. auxiliary and other services	:	:	:	:	:	:	:	:	:	195
210 Air transport	:	:	:	:	:	:	:	:	:	225
211 Passenger transport by air	:	:	:	:	:	:	:	:	:	153
212 Freight transport by air	:	:	:	:	:	:	:	:	:	45
213 Supporting, auxiliary and other services	:	:	:	:	:	:	:	:	:	27
214 Other transportation	:	:	:	:	:	:	:	:	:	48
<b>236 Travel</b>	:	:	:	:	:	:	:	:	:	<b>706</b>
<b>981 Other services</b>	:	:	:	:	:	:	:	:	:	<b>919</b>
245 Communications services	:	:	:	:	:	:	:	:	:	31
249 Construction services	:	:	:	:	:	:	:	:	:	100
253 Insurance services	:	:	:	:	:	:	:	:	:	-63
260 Financial services	:	:	:	:	:	:	:	:	:	109
262 Computer and information services	:	:	:	:	:	:	:	:	:	329
266 Royalties and licence fees	:	:	:	:	:	:	:	:	:	31
268 Other business services	:	:	:	:	:	:	:	:	:	325
269 Merchanting and other trade-related serv.	:	:	:	:	:	:	:	:	:	71
270 Merchanting	:	:	:	:	:	:	:	:	:	-55
271 Other trade related services	:	:	:	:	:	:	:	:	:	126
272 Operational leasing	:	:	:	:	:	:	:	:	:	20
273 Misc. business, prof. and technical serv.	:	:	:	:	:	:	:	:	:	233
274 Legal, account., man., cons. and pub. rel.	:	:	:	:	:	:	:	:	:	44
278 Adv., market res. and polling	:	:	:	:	:	:	:	:	:	33
279 Research and development	:	:	:	:	:	:	:	:	:	6
280 Architect., engin. and other technical	:	:	:	:	:	:	:	:	:	66
281 Agric., mining and on-site processing	:	:	:	:	:	:	:	:	:	5
284 Other	:	:	:	:	:	:	:	:	:	61
285 Serv. between affiliated enterprises, nie	:	:	:	:	:	:	:	:	:	19
287 Personal, cultural and recreational services	:	:	:	:	:	:	:	:	:	39
288 Audio-visual and related services	:	:	:	:	:	:	:	:	:	20
289 Other personal, cultural and recreational	:	:	:	:	:	:	:	:	:	19
291 Government services, n i e	:	:	:	:	:	:	:	:	:	18
<b>982 Services not allocated</b>	:	:	:	:	:	:	:	:	:	<b>0</b>
<b>300 INCOME</b>	:	:	:	:	:	:	:	:	:	<b>1 203</b>
310 Compensation of employees	:	:	:	:	:	:	:	:	:	11
320 Investment Income	:	:	:	:	:	:	:	:	:	1 191
<b>379 CURRENT TRANSFERS</b>	:	:	:	:	:	:	:	:	:	<b>149</b>
<b>993 CURRENT ACCOUNT</b>	:	:	:	:	:	:	:	:	:	<b>18 437</b>
<b>994 CAPITAL ACCOUNT</b>	:	:	:	:	:	:	:	:	:	:
<b>010 CURRENT + CAPITAL ACCOUNT</b>	:	:	:	:	:	:	:	:	:	:
<b>995 FINANCIAL ACCOUNT</b>	:	:	:	:	:	:	:	:	:	:
<b>998 NET ERRORS AND OMISSIONS</b>	:	:	:	:	:	:	:	:	:	:



17.2.

Reporter: Finland

Partner: Intra EUR15

(Mio ECU)

	1985	1986	1987	1988	1989	1990	1991	1992	1993	1994
	<b>Debit</b>									
<b>100 GOODS</b>	:	:	:	:	:	:	:	:	:	10 367
<b>200 SERVICES</b>	:	:	:	:	:	:	:	:	:	3 208
<b>205 Transportation</b>	:	:	:	:	:	:	:	:	:	733
206 Sea transport	:	:	:	:	:	:	:	:	:	529
207 Passenger transport on sea	:	:	:	:	:	:	:	:	:	80
208 Freight transport on sea	:	:	:	:	:	:	:	:	:	311
209 Support. auxiliary and other services	:	:	:	:	:	:	:	:	:	138
210 Air transport	:	:	:	:	:	:	:	:	:	165
211 Passenger transport by air	:	:	:	:	:	:	:	:	:	86
212 Freight transport by air	:	:	:	:	:	:	:	:	:	19
213 Supporting, auxiliary and other services	:	:	:	:	:	:	:	:	:	60
214 Other transportation	:	:	:	:	:	:	:	:	:	39
<b>236 Travel</b>	:	:	:	:	:	:	:	:	:	887
<b>981 Other services</b>	:	:	:	:	:	:	:	:	:	1 588
245 Communications services	:	:	:	:	:	:	:	:	:	55
249 Construction services	:	:	:	:	:	:	:	:	:	29
253 Insurance services	:	:	:	:	:	:	:	:	:	14
260 Financial services	:	:	:	:	:	:	:	:	:	109
262 Computer and information services	:	:	:	:	:	:	:	:	:	283
266 Royalties and licence fees	:	:	:	:	:	:	:	:	:	102
268 Other business services	:	:	:	:	:	:	:	:	:	884
269 Merchanting and other trade-related serv.	:	:	:	:	:	:	:	:	:	207
270 Merchanting	:	:	:	:	:	:	:	:	:	1
271 Other trade related services	:	:	:	:	:	:	:	:	:	207
272 Operational leasing	:	:	:	:	:	:	:	:	:	12
273 Misc. business, prof. and technical serv.	:	:	:	:	:	:	:	:	:	665
274 Legal, account., man., cons. and pub. rel.	:	:	:	:	:	:	:	:	:	63
278 Adv., market res. and polling	:	:	:	:	:	:	:	:	:	130
279 Research and development	:	:	:	:	:	:	:	:	:	54
280 Architect., engin. and other technical	:	:	:	:	:	:	:	:	:	106
281 Agric., mining and on-site processing	:	:	:	:	:	:	:	:	:	48
284 Other	:	:	:	:	:	:	:	:	:	81
285 Serv. between affiliated enterprises, nie	:	:	:	:	:	:	:	:	:	183
287 Personal, cultural and recreational services	:	:	:	:	:	:	:	:	:	58
288 Audio-visual and related services	:	:	:	:	:	:	:	:	:	45
289 Other personal, cultural and recreational	:	:	:	:	:	:	:	:	:	13
291 Government services, n i e	:	:	:	:	:	:	:	:	:	54
<b>982 Services not allocated</b>	:	:	:	:	:	:	:	:	:	0
<b>300 INCOME</b>	:	:	:	:	:	:	:	:	:	3 634
310 Compensation of employees	:	:	:	:	:	:	:	:	:	10
320 Investment Income	:	:	:	:	:	:	:	:	:	3 624
<b>379 CURRENT TRANSFERS</b>	:	:	:	:	:	:	:	:	:	298
<b>993 CURRENT ACCOUNT</b>	:	:	:	:	:	:	:	:	:	17 507
<b>994 CAPITAL ACCOUNT</b>	:	:	:	:	:	:	:	:	:	:
<b>010 CURRENT + CAPITAL ACCOUNT</b>	:	:	:	:	:	:	:	:	:	:
<b>995 FINANCIAL ACCOUNT</b>	:	:	:	:	:	:	:	:	:	:
<b>998 NET ERRORS AND OMISSIONS</b>	:	:	:	:	:	:	:	:	:	:

## 17.2.

Reporter: Finland

Partner: Intra EUR15

	(Mio ECU)									
	1985	1986	1987	1988	1989	1990	1991	1992	1993	1994
	<b>Net</b>									
100 GOODS	:	:	:	:	:	:	:	:	:	4 090
200 SERVICES	:	:	:	:	:	:	:	:	:	-581
205 Transportation	:	:	:	:	:	:	:	:	:	270
206 Sea transport	:	:	:	:	:	:	:	:	:	200
207 Passenger transport on sea	:	:	:	:	:	:	:	:	:	42
208 Freight transport on sea	:	:	:	:	:	:	:	:	:	101
209 Support. auxiliary and other services	:	:	:	:	:	:	:	:	:	57
210 Air transport	:	:	:	:	:	:	:	:	:	60
211 Passenger transport by air	:	:	:	:	:	:	:	:	:	67
212 Freight transport by air	:	:	:	:	:	:	:	:	:	26
213 Supporting, auxiliary and other services	:	:	:	:	:	:	:	:	:	-33
214 Other transportation	:	:	:	:	:	:	:	:	:	9
236 Travel	:	:	:	:	:	:	:	:	:	-181
981 Other services	:	:	:	:	:	:	:	:	:	-670
245 Communications services	:	:	:	:	:	:	:	:	:	-24
249 Construction services	:	:	:	:	:	:	:	:	:	72
253 Insurance services	:	:	:	:	:	:	:	:	:	-78
260 Financial services	:	:	:	:	:	:	:	:	:	0
262 Computer and information services	:	:	:	:	:	:	:	:	:	46
266 Royalties and licence fees	:	:	:	:	:	:	:	:	:	-72
268 Other business services	:	:	:	:	:	:	:	:	:	-559
269 Merchating and other trade-related serv.	:	:	:	:	:	:	:	:	:	-136
270 Merchating	:	:	:	:	:	:	:	:	:	-55
271 Other trade related services	:	:	:	:	:	:	:	:	:	-81
272 Operational leasing	:	:	:	:	:	:	:	:	:	8
273 Misc. business, prof. and technical serv.	:	:	:	:	:	:	:	:	:	-432
274 Legal, account., man., cons. and pub. rel.	:	:	:	:	:	:	:	:	:	-19
278 Adv., market res. and polling	:	:	:	:	:	:	:	:	:	-97
279 Research and development	:	:	:	:	:	:	:	:	:	-48
280 Architect., engin. and other technical	:	:	:	:	:	:	:	:	:	-40
281 Agric., mining and on-site processing	:	:	:	:	:	:	:	:	:	-43
284 Other	:	:	:	:	:	:	:	:	:	-20
285 Serv. between affiliated enterprises, nie	:	:	:	:	:	:	:	:	:	-164
287 Personal, cultural and recreational services	:	:	:	:	:	:	:	:	:	-19
288 Audio-visual and related services	:	:	:	:	:	:	:	:	:	-25
289 Other personal, cultural and recreational	:	:	:	:	:	:	:	:	:	6
291 Government services, n i e	:	:	:	:	:	:	:	:	:	-36
982 Services not allocated	:	:	:	:	:	:	:	:	:	0
300 INCOME	:	:	:	:	:	:	:	:	:	-2 431
310 Compensation of employees	:	:	:	:	:	:	:	:	:	2
320 Investment Income	:	:	:	:	:	:	:	:	:	-2 433
379 CURRENT TRANSFERS	:	:	:	:	:	:	:	:	:	-149
993 CURRENT ACCOUNT	:	:	:	:	:	:	:	:	:	930
994 CAPITAL ACCOUNT	:	:	:	:	:	:	:	:	:	:
010 CURRENT + CAPITAL ACCOUNT	:	:	:	:	:	:	:	:	:	:
995 FINANCIAL ACCOUNT	:	:	:	:	:	:	:	:	:	:
998 NET ERRORS AND OMISSIONS	:	:	:	:	:	:	:	:	:	:

17.2.

Reporter: Finland

Partner: Intra EUR15

	(in %)									
	1985	1986	1987	1988	1989	1990	1991	1992	1993	1994
	<b>Cover ratio</b>									
<b>100 GOODS</b>	:	:	:	:	:	:	:	:	:	<b>139</b>
<b>200 SERVICES</b>	:	:	:	:	:	:	:	:	:	<b>82</b>
<b>205 Transportation</b>	:	:	:	:	:	:	:	:	:	<b>137</b>
206 Sea transport	:	:	:	:	:	:	:	:	:	138
207 Passenger transport on sea	:	:	:	:	:	:	:	:	:	153
208 Freight transport on sea	:	:	:	:	:	:	:	:	:	132
209 Support. auxiliary and other services	:	:	:	:	:	:	:	:	:	142
210 Air transport	:	:	:	:	:	:	:	:	:	136
211 Passenger transport by air	:	:	:	:	:	:	:	:	:	178
212 Freight transport by air	:	:	:	:	:	:	:	:	:	238
213 Supporting, auxiliary and other services	:	:	:	:	:	:	:	:	:	45
214 Other transportation	:	:	:	:	:	:	:	:	:	124
<b>236 Travel</b>	:	:	:	:	:	:	:	:	:	<b>80</b>
<b>981 Other services</b>	:	:	:	:	:	:	:	:	:	<b>58</b>
245 Communications services	:	:	:	:	:	:	:	:	:	57
249 Construction services	:	:	:	:	:	:	:	:	:	349
253 Insurance services	:	:	:	:	:	:	:	:	:	-
260 Financial services	:	:	:	:	:	:	:	:	:	100
262 Computer and information services	:	:	:	:	:	:	:	:	:	116
266 Royalties and licence fees	:	:	:	:	:	:	:	:	:	30
268 Other business services	:	:	:	:	:	:	:	:	:	37
269 Merchanting and other trade-related serv.	:	:	:	:	:	:	:	:	:	-
270 Merchanting	:	:	:	:	:	:	:	:	:	:
271 Other trade related services	:	:	:	:	:	:	:	:	:	61
272 Operational leasing	:	:	:	:	:	:	:	:	:	171
273 Misc. business, prof. and technical serv.	:	:	:	:	:	:	:	:	:	35
274 Legal, account., man., cons. and pub. rel.	:	:	:	:	:	:	:	:	:	69
278 Adv., market res. and polling	:	:	:	:	:	:	:	:	:	25
279 Research and development	:	:	:	:	:	:	:	:	:	11
280 Architect., engin. and other technical	:	:	:	:	:	:	:	:	:	62
281 Agric., mining and on-site processing	:	:	:	:	:	:	:	:	:	10
284 Other	:	:	:	:	:	:	:	:	:	76
285 Serv. between affiliated enterprises, nie	:	:	:	:	:	:	:	:	:	10
287 Personal, cultural and recreational services	:	:	:	:	:	:	:	:	:	67
288 Audio-visual and related services	:	:	:	:	:	:	:	:	:	44
289 Other personal, cultural and recreational	:	:	:	:	:	:	:	:	:	150
291 Government services, n i e	:	:	:	:	:	:	:	:	:	34
<b>982 Services not allocated</b>	:	:	:	:	:	:	:	:	:	:
<b>300 INCOME</b>	:	:	:	:	:	:	:	:	:	<b>33</b>
310 Compensation of employees	:	:	:	:	:	:	:	:	:	117
320 Investment Income	:	:	:	:	:	:	:	:	:	33
<b>379 CURRENT TRANSFERS</b>	:	:	:	:	:	:	:	:	:	<b>50</b>
<b>993 CURRENT ACCOUNT</b>	:	:	:	:	:	:	:	:	:	<b>105</b>
<b>994 CAPITAL ACCOUNT</b>	:	:	:	:	:	:	:	:	:	:
<b>010 CURRENT + CAPITAL ACCOUNT</b>	:	:	:	:	:	:	:	:	:	:
<b>995 FINANCIAL ACCOUNT</b>	.	.	.	.	.	.	.	.	.	.
<b>998 NET ERRORS AND OMISSIONS</b>	.	.	.	.	.	.	.	.	.	.

**17.3.**
**Reporter: Finland**
**Partner: Extra EUR15**

(Mio ECU)

	1985	1986	1987	1988	1989	1990	1991	1992	1993	1994
	<b>Credit</b>									
<b>100 GOODS</b>	:	:	:	:	:	:	:	:	:	<b>10 306</b>
<b>200 SERVICES</b>	:	:	:	:	:	:	:	:	:	<b>1 465</b>
<b>205 Transportation</b>	:	:	:	:	:	:	:	:	:	<b>442</b>
206 Sea transport	:	:	:	:	:	:	:	:	:	277
207 Passenger transport on sea	:	:	:	:	:	:	:	:	:	97
208 Freight transport on sea	:	:	:	:	:	:	:	:	:	25
209 Support. auxiliary and other services	:	:	:	:	:	:	:	:	:	155
210 Air transport	:	:	:	:	:	:	:	:	:	127
211 Passenger transport by air	:	:	:	:	:	:	:	:	:	103
212 Freight transport by air	:	:	:	:	:	:	:	:	:	3
213 Supporting, auxiliary and other services	:	:	:	:	:	:	:	:	:	22
214 Other transportation	:	:	:	:	:	:	:	:	:	38
<b>236 Travel</b>	:	:	:	:	:	:	:	:	:	<b>413</b>
<b>981 Other services</b>	:	:	:	:	:	:	:	:	:	<b>610</b>
245 Communications services	:	:	:	:	:	:	:	:	:	27
249 Construction services	:	:	:	:	:	:	:	:	:	59
253 Insurance services	:	:	:	:	:	:	:	:	:	-35
260 Financial services	:	:	:	:	:	:	:	:	:	69
262 Computer and information services	:	:	:	:	:	:	:	:	:	176
266 Royalties and licence fees	:	:	:	:	:	:	:	:	:	23
268 Other business services	:	:	:	:	:	:	:	:	:	226
269 Merchating and other trade-related serv.	:	:	:	:	:	:	:	:	:	38
270 Merchating	:	:	:	:	:	:	:	:	:	-29
271 Other trade related services	:	:	:	:	:	:	:	:	:	67
272 Operational leasing	:	:	:	:	:	:	:	:	:	6
273 Misc. business, prof. and technical serv.	:	:	:	:	:	:	:	:	:	183
274 Legal, account., man., cons. and pub. rel.	:	:	:	:	:	:	:	:	:	29
278 Adv., market res. and polling	:	:	:	:	:	:	:	:	:	10
279 Research and development	:	:	:	:	:	:	:	:	:	4
280 Architect., engin. and other technical	:	:	:	:	:	:	:	:	:	71
281 Agric., mining and on-site processing	:	:	:	:	:	:	:	:	:	7
284 Other	:	:	:	:	:	:	:	:	:	45
285 Serv. between affiliated enterprises, nie	:	:	:	:	:	:	:	:	:	16
287 Personal, cultural and recreational services	:	:	:	:	:	:	:	:	:	22
288 Audio-visual and related services	:	:	:	:	:	:	:	:	:	11
289 Other personal, cultural and recreational	:	:	:	:	:	:	:	:	:	11
291 Government services, n i e	:	:	:	:	:	:	:	:	:	42
<b>982 Services not allocated</b>	:	:	:	:	:	:	:	:	:	<b>0</b>
<b>300 INCOME</b>	:	:	:	:	:	:	:	:	:	<b>391</b>
310 Compensation of employees	:	:	:	:	:	:	:	:	:	10
320 Investment Income	:	:	:	:	:	:	:	:	:	381
<b>379 CURRENT TRANSFERS</b>	:	:	:	:	:	:	:	:	:	<b>93</b>
<b>993 CURRENT ACCOUNT</b>	:	:	:	:	:	:	:	:	:	<b>12 255</b>
<b>994 CAPITAL ACCOUNT</b>	:	:	:	:	:	:	:	:	:	:
<b>010 CURRENT + CAPITAL ACCOUNT</b>	:	:	:	:	:	:	:	:	:	:
<b>995 FINANCIAL ACCOUNT</b>	:	:	:	:	:	:	:	:	:	:
<b>998 NET ERRORS AND OMISSIONS</b>	:	:	:	:	:	:	:	:	:	:

17.3.

Reporter: Finland

Partner: Extra EUR15

	(Mio ECU)									
	1985	1986	1987	1988	1989	1990	1991	1992	1993	1994
	<b>Debit</b>									
<b>100 GOODS</b>	:	:	:	:	:	:	:	:	:	8 150
<b>200 SERVICES</b>	:	:	:	:	:	:	:	:	:	2 151
<b>205 Transportation</b>	:	:	:	:	:	:	:	:	:	728
206 Sea transport	:	:	:	:	:	:	:	:	:	573
207 Passenger transport on sea	:	:	:	:	:	:	:	:	:	88
208 Freight transport on sea	:	:	:	:	:	:	:	:	:	439
209 Support. auxiliary and other services	:	:	:	:	:	:	:	:	:	45
210 Air transport	:	:	:	:	:	:	:	:	:	142
211 Passenger transport by air	:	:	:	:	:	:	:	:	:	96
212 Freight transport by air	:	:	:	:	:	:	:	:	:	26
213 Supporting, auxiliary and other services	:	:	:	:	:	:	:	:	:	20
214 Other transportation	:	:	:	:	:	:	:	:	:	13
<b>236 Travel</b>	:	:	:	:	:	:	:	:	:	452
<b>981 Other services</b>	:	:	:	:	:	:	:	:	:	971
245 Communications services	:	:	:	:	:	:	:	:	:	39
249 Construction services	:	:	:	:	:	:	:	:	:	21
253 Insurance services	:	:	:	:	:	:	:	:	:	-1
260 Financial services	:	:	:	:	:	:	:	:	:	89
262 Computer and information services	:	:	:	:	:	:	:	:	:	137
266 Royalties and licence fees	:	:	:	:	:	:	:	:	:	147
268 Other business services	:	:	:	:	:	:	:	:	:	428
269 Merchating and other trade-related serv.	:	:	:	:	:	:	:	:	:	125
270 Merchating	:	:	:	:	:	:	:	:	:	1
271 Other trade related services	:	:	:	:	:	:	:	:	:	125
272 Operational leasing	:	:	:	:	:	:	:	:	:	8
273 Misc. business, prof. and technical serv.	:	:	:	:	:	:	:	:	:	295
274 Legal, account., man., cons. and pub. rel.	:	:	:	:	:	:	:	:	:	35
278 Adv., market res. and polling	:	:	:	:	:	:	:	:	:	61
279 Research and development	:	:	:	:	:	:	:	:	:	25
280 Architect., engin. and other technical	:	:	:	:	:	:	:	:	:	39
281 Agric., mining and on-site processing	:	:	:	:	:	:	:	:	:	15
284 Other	:	:	:	:	:	:	:	:	:	20
285 Serv. between affiliated enterprises, nie	:	:	:	:	:	:	:	:	:	100
287 Personal, cultural and recreational services	:	:	:	:	:	:	:	:	:	39
288 Audio-visual and related services	:	:	:	:	:	:	:	:	:	30
289 Other personal, cultural and recreational	:	:	:	:	:	:	:	:	:	8
291 Government services, n i e	:	:	:	:	:	:	:	:	:	73
<b>982 Services not allocated</b>	:	:	:	:	:	:	:	:	:	0
<b>300 INCOME</b>	:	:	:	:	:	:	:	:	:	1 292
310 Compensation of employees	:	:	:	:	:	:	:	:	:	3
320 Investment Income	:	:	:	:	:	:	:	:	:	1 289
<b>379 CURRENT TRANSFERS</b>	:	:	:	:	:	:	:	:	:	272
<b>993 CURRENT ACCOUNT</b>	:	:	:	:	:	:	:	:	:	11 864
<b>994 CAPITAL ACCOUNT</b>	:	:	:	:	:	:	:	:	:	:
<b>010 CURRENT + CAPITAL ACCOUNT</b>	:	:	:	:	:	:	:	:	:	:
<b>995 FINANCIAL ACCOUNT</b>	:	:	:	:	:	:	:	:	:	:
<b>998 NET ERRORS AND OMISSIONS</b>	:	:	:	:	:	:	:	:	:	:

## 17.3.

Reporter: Finland

Partner: Extra EUR15

	(Mio ECU)									
	1985	1986	1987	1988	1989	1990	1991	1992	1993	1994
	<b>Net</b>									
<b>100 GOODS</b>	:	:	:	:	:	:	:	:	:	<b>2 157</b>
<b>200 SERVICES</b>	:	:	:	:	:	:	:	:	:	<b>-686</b>
<b>205 Transportation</b>	:	:	:	:	:	:	:	:	:	<b>-285</b>
206 Sea transport	:	:	:	:	:	:	:	:	:	-296
207 Passenger transport on sea	:	:	:	:	:	:	:	:	:	9
208 Freight transport on sea	:	:	:	:	:	:	:	:	:	-414
209 Support. auxiliary and other services	:	:	:	:	:	:	:	:	:	110
210 Air transport	:	:	:	:	:	:	:	:	:	-15
211 Passenger transport by air	:	:	:	:	:	:	:	:	:	7
212 Freight transport by air	:	:	:	:	:	:	:	:	:	-24
213 Supporting, auxiliary and other services	:	:	:	:	:	:	:	:	:	2
214 Other transportation	:	:	:	:	:	:	:	:	:	26
<b>236 Travel</b>	:	:	:	:	:	:	:	:	:	<b>-40</b>
<b>981 Other services</b>	:	:	:	:	:	:	:	:	:	<b>-361</b>
245 Communications services	:	:	:	:	:	:	:	:	:	-12
249 Construction services	:	:	:	:	:	:	:	:	:	38
253 Insurance services	:	:	:	:	:	:	:	:	:	-34
260 Financial services	:	:	:	:	:	:	:	:	:	-20
262 Computer and information services	:	:	:	:	:	:	:	:	:	39
266 Royalties and licence fees	:	:	:	:	:	:	:	:	:	-124
268 Other business services	:	:	:	:	:	:	:	:	:	-202
269 Merchanting and other trade-related serv.	:	:	:	:	:	:	:	:	:	-87
270 Merchanting	:	:	:	:	:	:	:	:	:	-29
271 Other trade related services	:	:	:	:	:	:	:	:	:	-58
272 Operational leasing	:	:	:	:	:	:	:	:	:	-2
273 Misc. business, prof. and technical serv.	:	:	:	:	:	:	:	:	:	-113
274 Legal, account., man., cons. and pub. rel.	:	:	:	:	:	:	:	:	:	-6
278 Adv., market res. and polling	:	:	:	:	:	:	:	:	:	-51
279 Research and development	:	:	:	:	:	:	:	:	:	-21
280 Architect., engin. and other technical	:	:	:	:	:	:	:	:	:	32
281 Agric., mining and on-site processing	:	:	:	:	:	:	:	:	:	-8
284 Other	:	:	:	:	:	:	:	:	:	25
285 Serv. between affiliated enterprises, nie	:	:	:	:	:	:	:	:	:	-84
287 Personal, cultural and recreational services	:	:	:	:	:	:	:	:	:	-17
288 Audio-visual and related services	:	:	:	:	:	:	:	:	:	-19
289 Other personal, cultural and recreational	:	:	:	:	:	:	:	:	:	2
291 Government services, n i e	:	:	:	:	:	:	:	:	:	-30
<b>982 Services not allocated</b>	:	:	:	:	:	:	:	:	:	<b>0</b>
<b>300 INCOME</b>	:	:	:	:	:	:	:	:	:	<b>-901</b>
310 Compensation of employees	:	:	:	:	:	:	:	:	:	7
320 Investment Income	:	:	:	:	:	:	:	:	:	-908
<b>379 CURRENT TRANSFERS</b>	:	:	:	:	:	:	:	:	:	<b>-178</b>
<b>993 CURRENT ACCOUNT</b>	:	:	:	:	:	:	:	:	:	<b>391</b>
<b>994 CAPITAL ACCOUNT</b>	:	:	:	:	:	:	:	:	:	:
<b>010 CURRENT + CAPITAL ACCOUNT</b>	:	:	:	:	:	:	:	:	:	:
<b>995 FINANCIAL ACCOUNT</b>	:	:	:	:	:	:	:	:	:	:
<b>998 NET ERRORS AND OMISSIONS</b>	:	:	:	:	:	:	:	:	:	:

17.3.

Reporter: Finland

Partner: Extra EUR15

	(in %)									
	1985	1986	1987	1988	1989	1990	1991	1992	1993	1994
	<b>Cover ratio</b>									
<b>100 GOODS</b>	:	:	:	:	:	:	:	:	:	126
<b>200 SERVICES</b>	:	:	:	:	:	:	:	:	:	68
<b>205 Transportation</b>	:	:	:	:	:	:	:	:	:	61
206 Sea transport	:	:	:	:	:	:	:	:	:	48
207 Passenger transport on sea	:	:	:	:	:	:	:	:	:	110
208 Freight transport on sea	:	:	:	:	:	:	:	:	:	6
209 Support. auxiliary and other services	:	:	:	:	:	:	:	:	:	341
210 Air transport	:	:	:	:	:	:	:	:	:	90
211 Passenger transport by air	:	:	:	:	:	:	:	:	:	107
212 Freight transport by air	:	:	:	:	:	:	:	:	:	10
213 Supporting, auxiliary and other services	:	:	:	:	:	:	:	:	:	111
214 Other transportation	:	:	:	:	:	:	:	:	:	300
<b>236 Travel</b>	:	:	:	:	:	:	:	:	:	91
<b>981 Other services</b>	:	:	:	:	:	:	:	:	:	63
245 Communications services	:	:	:	:	:	:	:	:	:	70
249 Construction services	:	:	:	:	:	:	:	:	:	277
253 Insurance services	:	:	:	:	:	:	:	:	:	:
260 Financial services	:	:	:	:	:	:	:	:	:	78
262 Computer and information services	:	:	:	:	:	:	:	:	:	129
266 Royalties and licence fees	:	:	:	:	:	:	:	:	:	16
268 Other business services	:	:	:	:	:	:	:	:	:	53
269 Merchating and other trade-related serv.	:	:	:	:	:	:	:	:	:	30
270 Merchating	:	:	:	:	:	:	:	:	:	:
271 Other trade related services	:	:	:	:	:	:	:	:	:	53
272 Operational leasing	:	:	:	:	:	:	:	:	:	77
273 Misc. business, prof. and technical serv.	:	:	:	:	:	:	:	:	:	62
274 Legal, account., man., cons. and pub. rel.	:	:	:	:	:	:	:	:	:	83
278 Adv., market res. and polling	:	:	:	:	:	:	:	:	:	16
279 Research and development	:	:	:	:	:	:	:	:	:	18
280 Architect., engin. and other technical	:	:	:	:	:	:	:	:	:	180
281 Agric., mining and on-site processing	:	:	:	:	:	:	:	:	:	47
284 Other	:	:	:	:	:	:	:	:	:	227
285 Serv. between affiliated enterprises, nie	:	:	:	:	:	:	:	:	:	16
287 Personal, cultural and recreational services	:	:	:	:	:	:	:	:	:	56
288 Audio-visual and related services	:	:	:	:	:	:	:	:	:	36
289 Other personal, cultural and recreational	:	:	:	:	:	:	:	:	:	125
291 Government services, n i e	:	:	:	:	:	:	:	:	:	59
<b>982 Services not allocated</b>	:	:	:	:	:	:	:	:	:	:
<b>300 INCOME</b>	:	:	:	:	:	:	:	:	:	30
310 Compensation of employees	:	:	:	:	:	:	:	:	:	310
320 Investment Income	:	:	:	:	:	:	:	:	:	30
<b>379 CURRENT TRANSFERS</b>	:	:	:	:	:	:	:	:	:	34
<b>993 CURRENT ACCOUNT</b>	:	:	:	:	:	:	:	:	:	103
<b>994 CAPITAL ACCOUNT</b>	:	:	:	:	:	:	:	:	:	:
<b>010 CURRENT + CAPITAL ACCOUNT</b>	:	:	:	:	:	:	:	:	:	:
<b>995 FINANCIAL ACCOUNT</b>	.	.	.	.	.	.	.	.	.	.
<b>998 NET ERRORS AND OMISSIONS</b>	.	.	.	.	.	.	.	.	.	.

## 17.4.

Reporter: Finland

Partner: USA

(Mio ECU)

	1985	1986	1987	1988	1989	1990	1991	1992	1993	1994
	<b>Credit</b>									
100 GOODS	:	:	:	:	:	:	:	:	:	1 785
200 SERVICES	:	:	:	:	:	:	:	:	:	779
205 Transportation	:	:	:	:	:	:	:	:	:	282
206 Sea transport	:	:	:	:	:	:	:	:	:	163
207 Passenger transport on sea	:	:	:	:	:	:	:	:	:	89
208 Freight transport on sea	:	:	:	:	:	:	:	:	:	11
209 Support. auxiliary and other services	:	:	:	:	:	:	:	:	:	63
210 Air transport	:	:	:	:	:	:	:	:	:	104
211 Passenger transport by air	:	:	:	:	:	:	:	:	:	94
212 Freight transport by air	:	:	:	:	:	:	:	:	:	1
213 Supporting, auxiliary and other services	:	:	:	:	:	:	:	:	:	9
214 Other transportation	:	:	:	:	:	:	:	:	:	16
236 Travel	:	:	:	:	:	:	:	:	:	216
981 Other services	:	:	:	:	:	:	:	:	:	280
245 Communications services	:	:	:	:	:	:	:	:	:	8
249 Construction services	:	:	:	:	:	:	:	:	:	34
253 Insurance services	:	:	:	:	:	:	:	:	:	-16
260 Financial services	:	:	:	:	:	:	:	:	:	60
262 Computer and information services	:	:	:	:	:	:	:	:	:	72
266 Royalties and licence fees	:	:	:	:	:	:	:	:	:	21
268 Other business services	:	:	:	:	:	:	:	:	:	67
269 Merchanting and other trade-related serv.	:	:	:	:	:	:	:	:	:	10
270 Merchanting	:	:	:	:	:	:	:	:	:	-8
271 Other trade related services	:	:	:	:	:	:	:	:	:	18
272 Operational leasing	:	:	:	:	:	:	:	:	:	3
273 Misc. business, prof. and technical serv.	:	:	:	:	:	:	:	:	:	53
274 Legal, account., man., cons. and pub. rel.	:	:	:	:	:	:	:	:	:	10
278 Adv., market res. and polling	:	:	:	:	:	:	:	:	:	3
279 Research and development	:	:	:	:	:	:	:	:	:	1
280 Architect., engin. and other technical	:	:	:	:	:	:	:	:	:	16
281 Agric., mining and on-site processing	:	:	:	:	:	:	:	:	:	6
284 Other	:	:	:	:	:	:	:	:	:	14
285 Serv. between affiliated enterprises, nie	:	:	:	:	:	:	:	:	:	3
287 Personal, cultural and recreational services	:	:	:	:	:	:	:	:	:	11
288 Audio-visual and related services	:	:	:	:	:	:	:	:	:	6
289 Other personal, cultural and recreational	:	:	:	:	:	:	:	:	:	6
291 Government services, n i e	:	:	:	:	:	:	:	:	:	23
982 Services not allocated	:	:	:	:	:	:	:	:	:	0
300 INCOME	:	:	:	:	:	:	:	:	:	183
310 Compensation of employees	:	:	:	:	:	:	:	:	:	4
320 Investment Income	:	:	:	:	:	:	:	:	:	179
379 CURRENT TRANSFERS	:	:	:	:	:	:	:	:	:	30
993 CURRENT ACCOUNT	:	:	:	:	:	:	:	:	:	2 777
994 CAPITAL ACCOUNT	:	:	:	:	:	:	:	:	:	:
010 CURRENT + CAPITAL ACCOUNT	:	:	:	:	:	:	:	:	:	:
995 FINANCIAL ACCOUNT	:	:	:	:	:	:	:	:	:	:
998 NET ERRORS AND OMISSIONS	:	:	:	:	:	:	:	:	:	:



17.4.

Reporter: Finland

Partner: USA

	(Mio ECU)									
	1985	1986	1987	1988	1989	1990	1991	1992	1993	1994
	<b>Debit</b>									
<b>100 GOODS</b>	:	:	:	:	:	:	:	:	:	<b>1 367</b>
<b>200 SERVICES</b>	:	:	:	:	:	:	:	:	:	<b>922</b>
<b>205 Transportation</b>	:	:	:	:	:	:	:	:	:	<b>239</b>
206 Sea transport	:	:	:	:	:	:	:	:	:	163
207 Passenger transport on sea	:	:	:	:	:	:	:	:	:	54
208 Freight transport on sea	:	:	:	:	:	:	:	:	:	92
209 Support. auxiliary and other services	:	:	:	:	:	:	:	:	:	17
210 Air transport	:	:	:	:	:	:	:	:	:	71
211 Passenger transport by air	:	:	:	:	:	:	:	:	:	58
212 Freight transport by air	:	:	:	:	:	:	:	:	:	5
213 Supporting, auxiliary and other services	:	:	:	:	:	:	:	:	:	7
214 Other transportation	:	:	:	:	:	:	:	:	:	5
<b>236 Travel</b>	:	:	:	:	:	:	:	:	:	<b>223</b>
<b>981 Other services</b>	:	:	:	:	:	:	:	:	:	<b>461</b>
245 Communications services	:	:	:	:	:	:	:	:	:	10
249 Construction services	:	:	:	:	:	:	:	:	:	2
253 Insurance services	:	:	:	:	:	:	:	:	:	-3
260 Financial services	:	:	:	:	:	:	:	:	:	81
262 Computer and information services	:	:	:	:	:	:	:	:	:	55
266 Royalties and licence fees	:	:	:	:	:	:	:	:	:	114
268 Other business services	:	:	:	:	:	:	:	:	:	159
269 Merchanting and other trade-related serv.	:	:	:	:	:	:	:	:	:	40
270 Merchanting	:	:	:	:	:	:	:	:	:	0
271 Other trade related services	:	:	:	:	:	:	:	:	:	40
272 Operational leasing	:	:	:	:	:	:	:	:	:	3
273 Misc. business, prof. and technical serv.	:	:	:	:	:	:	:	:	:	115
274 Legal, account., man., cons. and pub. rel.	:	:	:	:	:	:	:	:	:	15
278 Adv., market res. and polling	:	:	:	:	:	:	:	:	:	29
279 Research and development	:	:	:	:	:	:	:	:	:	10
280 Architect., engin. and other technical	:	:	:	:	:	:	:	:	:	11
281 Agric., mining and on-site processing	:	:	:	:	:	:	:	:	:	8
284 Other	:	:	:	:	:	:	:	:	:	7
285 Serv. between affiliated enterprises, nie	:	:	:	:	:	:	:	:	:	34
287 Personal, cultural and recreational services	:	:	:	:	:	:	:	:	:	17
288 Audio-visual and related services	:	:	:	:	:	:	:	:	:	13
289 Other personal, cultural and recreational	:	:	:	:	:	:	:	:	:	4
291 Government services, n i e	:	:	:	:	:	:	:	:	:	28
<b>982 Services not allocated</b>	:	:	:	:	:	:	:	:	:	<b>0</b>
<b>300 INCOME</b>	:	:	:	:	:	:	:	:	:	<b>595</b>
310 Compensation of employees	:	:	:	:	:	:	:	:	:	1
320 Investment Income	:	:	:	:	:	:	:	:	:	593
<b>379 CURRENT TRANSFERS</b>	:	:	:	:	:	:	:	:	:	<b>104</b>
<b>993 CURRENT ACCOUNT</b>	:	:	:	:	:	:	:	:	:	<b>2 989</b>
<b>994 CAPITAL ACCOUNT</b>	:	:	:	:	:	:	:	:	:	:
<b>010 CURRENT + CAPITAL ACCOUNT</b>	:	:	:	:	:	:	:	:	:	:
<b>995 FINANCIAL ACCOUNT</b>	:	:	:	:	:	:	:	:	:	:
<b>998 NET ERRORS AND OMISSIONS</b>	:	:	:	:	:	:	:	:	:	:

**17.4.**
**Reporter: Finland**
**Partner: USA**

(Mio ECU)

	1985	1986	1987	1988	1989	1990	1991	1992	1993	1994
	<b>Net</b>									
<b>100 GOODS</b>	:	:	:	:	:	:	:	:	:	<b>418</b>
<b>200 SERVICES</b>	:	:	:	:	:	:	:	:	:	<b>-143</b>
<b>205 Transportation</b>	:	:	:	:	:	:	:	:	:	<b>43</b>
206 Sea transport	:	:	:	:	:	:	:	:	:	0
207 Passenger transport on sea	:	:	:	:	:	:	:	:	:	35
208 Freight transport on sea	:	:	:	:	:	:	:	:	:	-81
209 Support. auxiliary and other services	:	:	:	:	:	:	:	:	:	47
210 Air transport	:	:	:	:	:	:	:	:	:	32
211 Passenger transport by air	:	:	:	:	:	:	:	:	:	35
212 Freight transport by air	:	:	:	:	:	:	:	:	:	-4
213 Supporting, auxiliary and other services	:	:	:	:	:	:	:	:	:	2
214 Other transportation	:	:	:	:	:	:	:	:	:	11
<b>236 Travel</b>	:	:	:	:	:	:	:	:	:	<b>-6</b>
<b>981 Other services</b>	:	:	:	:	:	:	:	:	:	<b>-180</b>
245 Communications services	:	:	:	:	:	:	:	:	:	-3
249 Construction services	:	:	:	:	:	:	:	:	:	32
253 Insurance services	:	:	:	:	:	:	:	:	:	-13
260 Financial services	:	:	:	:	:	:	:	:	:	-20
262 Computer and information services	:	:	:	:	:	:	:	:	:	18
266 Royalties and licence fees	:	:	:	:	:	:	:	:	:	-93
268 Other business services	:	:	:	:	:	:	:	:	:	-92
269 Merchanting and other trade-related serv.	:	:	:	:	:	:	:	:	:	-30
270 Merchanting	:	:	:	:	:	:	:	:	:	-8
271 Other trade related services	:	:	:	:	:	:	:	:	:	-22
272 Operational leasing	:	:	:	:	:	:	:	:	:	0
273 Misc. business, prof. and technical serv.	:	:	:	:	:	:	:	:	:	-62
274 Legal, account., man., cons. and pub. rel.	:	:	:	:	:	:	:	:	:	-5
278 Adv., market res. and polling	:	:	:	:	:	:	:	:	:	-27
279 Research and development	:	:	:	:	:	:	:	:	:	-8
280 Architect., engin. and other technical	:	:	:	:	:	:	:	:	:	5
281 Agric., mining and on-site processing	:	:	:	:	:	:	:	:	:	-3
284 Other	:	:	:	:	:	:	:	:	:	7
285 Serv. between affiliated enterprises, nie	:	:	:	:	:	:	:	:	:	-31
287 Personal, cultural and recreational services	:	:	:	:	:	:	:	:	:	-5
288 Audio-visual and related services	:	:	:	:	:	:	:	:	:	-7
289 Other personal, cultural and recreational	:	:	:	:	:	:	:	:	:	2
291 Government services, n i e	:	:	:	:	:	:	:	:	:	-5
<b>982 Services not allocated</b>	:	:	:	:	:	:	:	:	:	<b>0</b>
<b>300 INCOME</b>	:	:	:	:	:	:	:	:	:	<b>-412</b>
310 Compensation of employees	:	:	:	:	:	:	:	:	:	2
320 Investment Income	:	:	:	:	:	:	:	:	:	-414
<b>379 CURRENT TRANSFERS</b>	:	:	:	:	:	:	:	:	:	<b>-75</b>
<b>993 CURRENT ACCOUNT</b>	:	:	:	:	:	:	:	:	:	<b>-212</b>
<b>994 CAPITAL ACCOUNT</b>	:	:	:	:	:	:	:	:	:	:
<b>010 CURRENT + CAPITAL ACCOUNT</b>	:	:	:	:	:	:	:	:	:	:
<b>995 FINANCIAL ACCOUNT</b>	:	:	:	:	:	:	:	:	:	:
<b>998 NET ERRORS AND OMISSIONS</b>	:	:	:	:	:	:	:	:	:	:

17.4.

Reporter: Finland

Partner: USA

	(in %)									
	1985	1986	1987	1988	1989	1990	1991	1992	1993	1994
	<b>Cover ratio</b>									
<b>100 GOODS</b>	:	:	:	:	:	:	:	:	:	<b>131</b>
<b>200 SERVICES</b>	:	:	:	:	:	:	:	:	:	<b>84</b>
<b>205 Transportation</b>	:	:	:	:	:	:	:	:	:	<b>118</b>
206 Sea transport	:	:	:	:	:	:	:	:	:	100
207 Passenger transport on sea	:	:	:	:	:	:	:	:	:	164
208 Freight transport on sea	:	:	:	:	:	:	:	:	:	12
209 Support. auxiliary and other services	:	:	:	:	:	:	:	:	:	376
210 Air transport	:	:	:	:	:	:	:	:	:	146
211 Passenger transport by air	:	:	:	:	:	:	:	:	:	161
212 Freight transport by air	:	:	:	:	:	:	:	:	:	21
213 Supporting, auxiliary and other services	:	:	:	:	:	:	:	:	:	122
214 Other transportation	:	:	:	:	:	:	:	:	:	334
<b>236 Travel</b>	:	:	:	:	:	:	:	:	:	<b>97</b>
<b>981 Other services</b>	:	:	:	:	:	:	:	:	:	<b>61</b>
245 Communications services	:	:	:	:	:	:	:	:	:	75
249 Construction services	:	:	:	:	:	:	:	:	:	1 758
253 Insurance services	:	:	:	:	:	:	:	:	:	:
260 Financial services	:	:	:	:	:	:	:	:	:	75
262 Computer and information services	:	:	:	:	:	:	:	:	:	132
266 Royalties and licence fees	:	:	:	:	:	:	:	:	:	19
268 Other business services	:	:	:	:	:	:	:	:	:	42
269 Merchenting and other trade-related serv.	:	:	:	:	:	:	:	:	:	26
270 Merchenting	:	:	:	:	:	:	:	:	:	:
271 Other trade related services	:	:	:	:	:	:	:	:	:	45
272 Operational leasing	:	:	:	:	:	:	:	:	:	95
273 Misc. business, prof. and technical serv.	:	:	:	:	:	:	:	:	:	46
274 Legal, account., man., cons. and pub. rel.	:	:	:	:	:	:	:	:	:	67
278 Adv., market res. and polling	:	:	:	:	:	:	:	:	:	9
279 Research and development	:	:	:	:	:	:	:	:	:	14
280 Architect., engin. and other technical	:	:	:	:	:	:	:	:	:	146
281 Agric., mining and on-site processing	:	:	:	:	:	:	:	:	:	67
284 Other	:	:	:	:	:	:	:	:	:	198
285 Serv. between affiliated enterprises, nie	:	:	:	:	:	:	:	:	:	10
287 Personal, cultural and recreational services	:	:	:	:	:	:	:	:	:	69
288 Audio-visual and related services	:	:	:	:	:	:	:	:	:	45
289 Other personal, cultural and recreational	:	:	:	:	:	:	:	:	:	155
291 Government services, n i e	:	:	:	:	:	:	:	:	:	82
<b>982 Services not allocated</b>	:	:	:	:	:	:	:	:	:	:
<b>300 INCOME</b>	:	:	:	:	:	:	:	:	:	<b>31</b>
310 Compensation of employees	:	:	:	:	:	:	:	:	:	256
320 Investment Income	:	:	:	:	:	:	:	:	:	30
<b>379 CURRENT TRANSFERS</b>	:	:	:	:	:	:	:	:	:	<b>29</b>
<b>993 CURRENT ACCOUNT</b>	:	:	:	:	:	:	:	:	:	<b>93</b>
<b>994 CAPITAL ACCOUNT</b>	:	:	:	:	:	:	:	:	:	:
<b>010 CURRENT + CAPITAL ACCOUNT</b>	:	:	:	:	:	:	:	:	:	:
<b>995 FINANCIAL ACCOUNT</b>	.	.	.	.	.	.	.	.	.	.
<b>998 NET ERRORS AND OMISSIONS</b>	.	.	.	.	.	.	.	.	.	.

## 17.5.

Reporter: Finland

Partner: Japan

	(Mio ECU)									
	1985	1986	1987	1988	1989	1990	1991	1992	1993	1994
	<b>Credit</b>									
100 GOODS	:	:	:	:	:	:	:	:	:	514
200 SERVICES	:	:	:	:	:	:	:	:	:	28
205 Transportation	:	:	:	:	:	:	:	:	:	6
206 Sea transport	:	:	:	:	:	:	:	:	:	4
207 Passenger transport on sea	:	:	:	:	:	:	:	:	:	0
208 Freight transport on sea	:	:	:	:	:	:	:	:	:	0
209 Support. auxiliary and other services	:	:	:	:	:	:	:	:	:	3
210 Air transport	:	:	:	:	:	:	:	:	:	1
211 Passenger transport by air	:	:	:	:	:	:	:	:	:	1
212 Freight transport by air	:	:	:	:	:	:	:	:	:	0
213 Supporting, auxiliary and other services	:	:	:	:	:	:	:	:	:	0
214 Other transportation	:	:	:	:	:	:	:	:	:	1
236 Travel	:	:	:	:	:	:	:	:	:	9
981 Other services	:	:	:	:	:	:	:	:	:	13
245 Communications services	:	:	:	:	:	:	:	:	:	0
249 Construction services	:	:	:	:	:	:	:	:	:	2
253 Insurance services	:	:	:	:	:	:	:	:	:	-1
260 Financial services	:	:	:	:	:	:	:	:	:	1
262 Computer and information services	:	:	:	:	:	:	:	:	:	3
266 Royalties and licence fees	:	:	:	:	:	:	:	:	:	1
268 Other business services	:	:	:	:	:	:	:	:	:	6
269 Merchanting and other trade-related serv.	:	:	:	:	:	:	:	:	:	2
270 Merchanting	:	:	:	:	:	:	:	:	:	-1
271 Other trade related services	:	:	:	:	:	:	:	:	:	3
272 Operational leasing	:	:	:	:	:	:	:	:	:	0
273 Misc. business, prof. and technical serv.	:	:	:	:	:	:	:	:	:	4
274 Legal, account., man., cons. and pub. rel.	:	:	:	:	:	:	:	:	:	1
278 Adv., market res. and polling	:	:	:	:	:	:	:	:	:	0
279 Research and development	:	:	:	:	:	:	:	:	:	0
280 Architect., engin. and other technical	:	:	:	:	:	:	:	:	:	1
281 Agric., mining and on-site processing	:	:	:	:	:	:	:	:	:	0
284 Other	:	:	:	:	:	:	:	:	:	2
285 Serv. between affiliated enterprises, nie	:	:	:	:	:	:	:	:	:	0
287 Personal, cultural and recreational services	:	:	:	:	:	:	:	:	:	0
288 Audio-visual and related services	:	:	:	:	:	:	:	:	:	0
289 Other personal, cultural and recreational	:	:	:	:	:	:	:	:	:	0
291 Government services, n i e	:	:	:	:	:	:	:	:	:	1
982 Services not allocated	:	:	:	:	:	:	:	:	:	0
300 INCOME	:	:	:	:	:	:	:	:	:	32
310 Compensation of employees	:	:	:	:	:	:	:	:	:	0
320 Investment Income	:	:	:	:	:	:	:	:	:	32
379 CURRENT TRANSFERS	:	:	:	:	:	:	:	:	:	6
993 CURRENT ACCOUNT	:	:	:	:	:	:	:	:	:	580
994 CAPITAL ACCOUNT	:	:	:	:	:	:	:	:	:	:
010 CURRENT + CAPITAL ACCOUNT	:	:	:	:	:	:	:	:	:	:
995 FINANCIAL ACCOUNT	:	:	:	:	:	:	:	:	:	:
998 NET ERRORS AND OMISSIONS	:	:	:	:	:	:	:	:	:	:

17.5.

Reporter: Finland

Partner: Japan

	(Mio ECU)									
	1985	1986	1987	1988	1989	1990	1991	1992	1993	1994
	<b>Debit</b>									
<b>100 GOODS</b>	:	:	:	:	:	:	:	:	:	1 207
<b>200 SERVICES</b>	:	:	:	:	:	:	:	:	:	83
<b>205 Transportation</b>	:	:	:	:	:	:	:	:	:	49
206 Sea transport	:	:	:	:	:	:	:	:	:	45
207 Passenger transport on sea	:	:	:	:	:	:	:	:	:	0
208 Freight transport on sea	:	:	:	:	:	:	:	:	:	43
209 Support. auxiliary and other services	:	:	:	:	:	:	:	:	:	2
210 Air transport	:	:	:	:	:	:	:	:	:	3
211 Passenger transport by air	:	:	:	:	:	:	:	:	:	0
212 Freight transport by air	:	:	:	:	:	:	:	:	:	3
213 Supporting, auxiliary and other services	:	:	:	:	:	:	:	:	:	1
214 Other transportation	:	:	:	:	:	:	:	:	:	0
<b>236 Travel</b>	:	:	:	:	:	:	:	:	:	4
<b>981 Other services</b>	:	:	:	:	:	:	:	:	:	31
245 Communications services	:	:	:	:	:	:	:	:	:	0
249 Construction services	:	:	:	:	:	:	:	:	:	0
253 Insurance services	:	:	:	:	:	:	:	:	:	0
260 Financial services	:	:	:	:	:	:	:	:	:	0
262 Computer and information services	:	:	:	:	:	:	:	:	:	1
266 Royalties and licence fees	:	:	:	:	:	:	:	:	:	4
268 Other business services	:	:	:	:	:	:	:	:	:	18
269 Merchanting and other trade-related serv.	:	:	:	:	:	:	:	:	:	8
270 Merchanting	:	:	:	:	:	:	:	:	:	1
271 Other trade related services	:	:	:	:	:	:	:	:	:	8
272 Operational leasing	:	:	:	:	:	:	:	:	:	0
273 Misc. business, prof. and technical serv.	:	:	:	:	:	:	:	:	:	11
274 Legal, account., man., cons. and pub. rel.	:	:	:	:	:	:	:	:	:	0
278 Adv., market res. and polling	:	:	:	:	:	:	:	:	:	2
279 Research and development	:	:	:	:	:	:	:	:	:	1
280 Architect., engin. and other technical	:	:	:	:	:	:	:	:	:	1
281 Agric., mining and on-site processing	:	:	:	:	:	:	:	:	:	0
284 Other	:	:	:	:	:	:	:	:	:	0
285 Serv. between affiliated enterprises, nie	:	:	:	:	:	:	:	:	:	6
287 Personal, cultural and recreational services	:	:	:	:	:	:	:	:	:	1
288 Audio-visual and related services	:	:	:	:	:	:	:	:	:	1
289 Other personal, cultural and recreational	:	:	:	:	:	:	:	:	:	0
291 Government services, n i e	:	:	:	:	:	:	:	:	:	5
<b>982 Services not allocated</b>	:	:	:	:	:	:	:	:	:	0
<b>300 INCOME</b>	:	:	:	:	:	:	:	:	:	207
310 Compensation of employees	:	:	:	:	:	:	:	:	:	0
320 Investment Income	:	:	:	:	:	:	:	:	:	207
<b>379 CURRENT TRANSFERS</b>	:	:	:	:	:	:	:	:	:	2
<b>993 CURRENT ACCOUNT</b>	:	:	:	:	:	:	:	:	:	1 499
<b>994 CAPITAL ACCOUNT</b>	:	:	:	:	:	:	:	:	:	:
<b>010 CURRENT + CAPITAL ACCOUNT</b>	:	:	:	:	:	:	:	:	:	:
<b>995 FINANCIAL ACCOUNT</b>	:	:	:	:	:	:	:	:	:	:
<b>998 NET ERRORS AND OMISSIONS</b>	:	:	:	:	:	:	:	:	:	:

## 17.5.

Reporter: Finland

Partner: Japan

(Mio ECU)

	1985	1986	1987	1988	1989	1990	1991	1992	1993	1994
	<b>Net</b>									
<b>100 GOODS</b>	:	:	:	:	:	:	:	:	:	<b>-694</b>
<b>200 SERVICES</b>	:	:	:	:	:	:	:	:	:	<b>-55</b>
<b>205 Transportation</b>	:	:	:	:	:	:	:	:	:	<b>-43</b>
206 Sea transport	:	:	:	:	:	:	:	:	:	-41
207 Passenger transport on sea	:	:	:	:	:	:	:	:	:	0
208 Freight transport on sea	:	:	:	:	:	:	:	:	:	-43
209 Support. auxiliary and other services	:	:	:	:	:	:	:	:	:	2
210 Air transport	:	:	:	:	:	:	:	:	:	-2
211 Passenger transport by air	:	:	:	:	:	:	:	:	:	1
212 Freight transport by air	:	:	:	:	:	:	:	:	:	-3
213 Supporting, auxiliary and other services	:	:	:	:	:	:	:	:	:	0
214 Other transportation	:	:	:	:	:	:	:	:	:	0
<b>236 Travel</b>	:	:	:	:	:	:	:	:	:	<b>5</b>
<b>981 Other services</b>	:	:	:	:	:	:	:	:	:	<b>-18</b>
245 Communications services	:	:	:	:	:	:	:	:	:	0
249 Construction services	:	:	:	:	:	:	:	:	:	1
253 Insurance services	:	:	:	:	:	:	:	:	:	-2
260 Financial services	:	:	:	:	:	:	:	:	:	1
262 Computer and information services	:	:	:	:	:	:	:	:	:	2
266 Royalties and licence fees	:	:	:	:	:	:	:	:	:	-2
268 Other business services	:	:	:	:	:	:	:	:	:	-12
269 Merchanting and other trade-related serv.	:	:	:	:	:	:	:	:	:	-6
270 Merchanting	:	:	:	:	:	:	:	:	:	-1
271 Other trade related services	:	:	:	:	:	:	:	:	:	-5
272 Operational leasing	:	:	:	:	:	:	:	:	:	0
273 Misc. business, prof. and technical serv.	:	:	:	:	:	:	:	:	:	-6
274 Legal, account., man., cons. and pub. rel.	:	:	:	:	:	:	:	:	:	0
278 Adv., market res. and polling	:	:	:	:	:	:	:	:	:	-2
279 Research and development	:	:	:	:	:	:	:	:	:	-1
280 Architect., engin. and other technical	:	:	:	:	:	:	:	:	:	0
281 Agric., mining and on-site processing	:	:	:	:	:	:	:	:	:	0
284 Other	:	:	:	:	:	:	:	:	:	2
285 Serv. between affiliated enterprises, nie	:	:	:	:	:	:	:	:	:	-6
287 Personal, cultural and recreational services	:	:	:	:	:	:	:	:	:	-1
288 Audio-visual and related services	:	:	:	:	:	:	:	:	:	-1
289 Other personal, cultural and recreational	:	:	:	:	:	:	:	:	:	0
291 Government services, n i e	:	:	:	:	:	:	:	:	:	-5
<b>982 Services not allocated</b>	:	:	:	:	:	:	:	:	:	<b>0</b>
<b>300 INCOME</b>	:	:	:	:	:	:	:	:	:	<b>-174</b>
310 Compensation of employees	:	:	:	:	:	:	:	:	:	0
320 Investment Income	:	:	:	:	:	:	:	:	:	-175
<b>379 CURRENT TRANSFERS</b>	:	:	:	:	:	:	:	:	:	<b>4</b>
<b>993 CURRENT ACCOUNT</b>	:	:	:	:	:	:	:	:	:	<b>-919</b>
<b>994 CAPITAL ACCOUNT</b>	:	:	:	:	:	:	:	:	:	:
<b>010 CURRENT + CAPITAL ACCOUNT</b>	:	:	:	:	:	:	:	:	:	:
<b>995 FINANCIAL ACCOUNT</b>	:	:	:	:	:	:	:	:	:	:
<b>998 NET ERRORS AND OMISSIONS</b>	:	:	:	:	:	:	:	:	:	:

17.5.

Reporter: Finland

Partner: Japan

	(in %)									
	1985	1986	1987	1988	1989	1990	1991	1992	1993	1994
	<b>Cover ratio</b>									
<b>100 GOODS</b>	:	:	:	:	:	:	:	:	:	<b>43</b>
<b>200 SERVICES</b>	:	:	:	:	:	:	:	:	:	<b>34</b>
<b>205 Transportation</b>	:	:	:	:	:	:	:	:	:	<b>12</b>
206 Sea transport	:	:	:	:	:	:	:	:	:	9
207 Passenger transport on sea	:	:	:	:	:	:	:	:	:	:
208 Freight transport on sea	:	:	:	:	:	:	:	:	:	0
209 Support. auxiliary and other services	:	:	:	:	:	:	:	:	:	210
210 Air transport	:	:	:	:	:	:	:	:	:	33
211 Passenger transport by air	:	:	:	:	:	:	:	:	:	:
212 Freight transport by air	:	:	:	:	:	:	:	:	:	0
213 Supporting, auxiliary and other services	:	:	:	:	:	:	:	:	:	:
214 Other transportation	:	:	:	:	:	:	:	:	:	:
<b>236 Travel</b>	:	:	:	:	:	:	:	:	:	<b>243</b>
<b>981 Other services</b>	:	:	:	:	:	:	:	:	:	<b>43</b>
245 Communications services	:	:	:	:	:	:	:	:	:	:
249 Construction services	:	:	:	:	:	:	:	:	:	:
253 Insurance services	:	:	:	:	:	:	:	:	:	:
260 Financial services	:	:	:	:	:	:	:	:	:	:
262 Computer and information services	:	:	:	:	:	:	:	:	:	263
266 Royalties and licence fees	:	:	:	:	:	:	:	:	:	36
268 Other business services	:	:	:	:	:	:	:	:	:	32
269 Merchenting and other trade-related serv.	:	:	:	:	:	:	:	:	:	.
270 Merchenting	:	:	:	:	:	:	:	:	:	.
271 Other trade related services	:	:	:	:	:	:	:	:	:	36
272 Operational leasing	:	:	:	:	:	:	:	:	:	.
273 Misc. business, prof. and technical serv.	:	:	:	:	:	:	:	:	:	40
274 Legal, account., man., cons. and pub. rel.	:	:	:	:	:	:	:	:	:	.
278 Adv., market res. and polling	:	:	:	:	:	:	:	:	:	15
279 Research and development	:	:	:	:	:	:	:	:	:	.
280 Architect., engin. and other technical	:	:	:	:	:	:	:	:	:	123
281 Agric., mining and on-site processing	:	:	:	:	:	:	:	:	:	.
284 Other	:	:	:	:	:	:	:	:	:	.
285 Serv. between affiliated enterprises, nie	:	:	:	:	:	:	:	:	:	8
287 Personal, cultural and recreational services	:	:	:	:	:	:	:	:	:	28
288 Audio-visual and related services	:	:	:	:	:	:	:	:	:	18
289 Other personal, cultural and recreational	:	:	:	:	:	:	:	:	:	.
291 Government services, n i e	:	:	:	:	:	:	:	:	:	-
<b>982 Services not allocated</b>	:	:	:	:	:	:	:	:	:	.
<b>300 INCOME</b>	:	:	:	:	:	:	:	:	:	<b>16</b>
310 Compensation of employees	:	:	:	:	:	:	:	:	:	.
320 Investment Income	:	:	:	:	:	:	:	:	:	15
<b>379 CURRENT TRANSFERS</b>	:	:	:	:	:	:	:	:	:	<b>318</b>
<b>993 CURRENT ACCOUNT</b>	:	:	:	:	:	:	:	:	:	<b>39</b>
<b>994 CAPITAL ACCOUNT</b>	:	:	:	:	:	:	:	:	:	.
<b>010 CURRENT + CAPITAL ACCOUNT</b>	:	:	:	:	:	:	:	:	:	.
<b>995 FINANCIAL ACCOUNT</b>	.	.	.	.	.	.	.	.	.	.
<b>998 NET ERRORS AND OMISSIONS</b>	.	.	.	.	.	.	.	.	.	.

**18.1.**
**Reporter: Sweden**
**Partner: World**

(Mio ECU)

	1985	1986	1987	1988	1989	1990	1991	1992	1993	1994
	<b>Credit</b>									
100 GOODS	:	:	:	:	:	:	:	42 797	42 120	50 542
200 SERVICES	:	:	:	:	:	:	:	12 354	10 609	11 312
205 Transportation	:	:	:	:	:	:	:	3 940	3 656	3 693
206 Sea transport	:	:	:	:	:	:	:	2 007	1 980	2 067
207 Passenger transport on sea	:	:	:	:	:	:	:	:	:	:
208 Freight transport on sea	:	:	:	:	:	:	:	:	:	:
209 Support. auxiliary and other services	:	:	:	:	:	:	:	:	:	:
210 Air transport	:	:	:	:	:	:	:	1 415	1 226	1 191
211 Passenger transport by air	:	:	:	:	:	:	:	883	765	743
212 Freight transport by air	:	:	:	:	:	:	:	182	158	154
213 Supporting, auxiliary and other services	:	:	:	:	:	:	:	350	303	294
214 Other transportation	:	:	:	:	:	:	:	518	449	436
236 Travel	:	:	:	:	:	:	:	2 362	2 264	2 371
981 Other services	:	:	:	:	:	:	:	6 053	4 689	5 247
245 Communications services	:	:	:	:	:	:	:	108	214	259
249 Construction services	:	:	:	:	:	:	:	1 793	1 641	1 657
253 Insurance services	:	:	:	:	:	:	:	1 517	359	323
260 Financial services	:	:	:	:	:	:	:	176	131	142
262 Computer and information services	:	:	:	:	:	:	:	98	196	236
266 Royalties and licence fees	:	:	:	:	:	:	:	496	636	969
268 Other business services	:	:	:	:	:	:	:	1 499	1 174	1 318
269 Merchanting and other trade-related serv.	:	:	:	:	:	:	:	535	459	540
270 Merchanting	:	:	:	:	:	:	:	204	180	216
271 Other trade related services	:	:	:	:	:	:	:	331	279	324
272 Operational leasing	:	:	:	:	:	:	:	:	:	:
273 Misc. business, prof. and technical serv.	:	:	:	:	:	:	:	964	715	778
274 Legal, account., man., cons. and pub. rel.	:	:	:	:	:	:	:	100	74	80
278 Adv., market res. and polling	:	:	:	:	:	:	:	48	36	39
279 Research and development	:	:	:	:	:	:	:	125	92	100
280 Architect., engin. and other technical	:	:	:	:	:	:	:	199	147	160
281 Agric., mining and on-site processing	:	:	:	:	:	:	:	34	26	28
284 Other	:	:	:	:	:	:	:	234	173	189
285 Serv. between affiliated enterprises, nie	:	:	:	:	:	:	:	225	167	181
287 Personal, cultural and recreational services	:	:	:	:	:	:	:	120	89	97
288 Audio-visual and related services	:	:	:	:	:	:	:	64	48	52
289 Other personal, cultural and recreational	:	:	:	:	:	:	:	56	41	45
291 Government services, n i e	:	:	:	:	:	:	:	245	250	246
982 Services not allocated	:	:	:	:	:	:	:	0	0	0
300 INCOME	:	:	:	:	:	:	:	6 695	6 229	5 369
310 Compensation of employees	:	:	:	:	:	:	:	89	79	89
320 Investment Income	:	:	:	:	:	:	:	6 606	6 150	5 280
379 CURRENT TRANSFERS	:	:	:	:	:	:	:	341	422	490
993 CURRENT ACCOUNT	:	:	:	:	:	:	:	62 187	59 380	67 712
994 CAPITAL ACCOUNT	:	:	:	:	:	:	:	0	0	0
010 CURRENT + CAPITAL ACCOUNT	:	:	:	:	:	:	:	62 187	59 380	67 712
995 FINANCIAL ACCOUNT	.	.	.	.	.	.	.	.	.	.
998 NET ERRORS AND OMISSIONS	.	.	.	.	.	.	.	.	.	.



18.1.

Reporter: Sweden

Partner: World

	(Mio ECU)									
	1985	1986	1987	1988	1989	1990	1991	1992	1993	1994
	<b>Debit</b>									
<b>100 GOODS</b>	:	:	:	:	:	:	:	37 580	35 678	42 483
<b>200 SERVICES</b>	:	:	:	:	:	:	:	14 546	11 266	12 150
<b>205 Transportation</b>	:	:	:	:	:	:	:	3 403	3 240	3 393
206 Sea transport	:	:	:	:	:	:	:	526	555	609
207 Passenger transport on sea	:	:	:	:	:	:	:	:	:	:
208 Freight transport on sea	:	:	:	:	:	:	:	:	:	:
209 Support. auxiliary and other services	:	:	:	:	:	:	:	:	:	:
210 Air transport	:	:	:	:	:	:	:	1 933	1 804	1 870
211 Passenger transport by air	:	:	:	:	:	:	:	1 064	992	1 029
212 Freight transport by air	:	:	:	:	:	:	:	252	236	244
213 Supporting, auxiliary and other services	:	:	:	:	:	:	:	617	576	597
214 Other transportation	:	:	:	:	:	:	:	945	882	914
<b>236 Travel</b>	:	:	:	:	:	:	:	5 388	3 824	4 096
<b>981 Other services</b>	:	:	:	:	:	:	:	5 754	4 202	4 661
245 Communications services	:	:	:	:	:	:	:	92	167	200
249 Construction services	:	:	:	:	:	:	:	1 565	1 531	1 654
253 Insurance services	:	:	:	:	:	:	:	1 541	299	306
260 Financial services	:	:	:	:	:	:	:	186	141	155
262 Computer and information services	:	:	:	:	:	:	:	78	143	171
266 Royalties and licence fees	:	:	:	:	:	:	:	553	503	640
268 Other business services	:	:	:	:	:	:	:	1 547	1 254	1 368
269 Merchanting and other trade-related serv.	:	:	:	:	:	:	:	575	517	558
270 Merchanting	:	:	:	:	:	:	:	0	0	0
271 Other trade related services	:	:	:	:	:	:	:	575	517	558
272 Operational leasing	:	:	:	:	:	:	:	:	:	:
273 Misc. business, prof. and technical serv.	:	:	:	:	:	:	:	972	737	811
274 Legal, account., man., cons. and pub. rel.	:	:	:	:	:	:	:	115	87	96
278 Adv., market res. and polling	:	:	:	:	:	:	:	72	55	60
279 Research and development	:	:	:	:	:	:	:	96	73	80
280 Architect., engin. and other technical	:	:	:	:	:	:	:	118	90	99
281 Agric., mining and on-site processing	:	:	:	:	:	:	:	88	66	73
284 Other	:	:	:	:	:	:	:	119	90	99
285 Serv. between affiliated enterprises, nie	:	:	:	:	:	:	:	363	275	303
287 Personal, cultural and recreational services	:	:	:	:	:	:	:	104	79	87
288 Audio-visual and related services	:	:	:	:	:	:	:	87	66	73
289 Other personal, cultural and recreational	:	:	:	:	:	:	:	17	13	14
291 Government services, n i e	:	:	:	:	:	:	:	88	85	80
<b>982 Services not allocated</b>	:	:	:	:	:	:	:	0	0	0
<b>300 INCOME</b>	:	:	:	:	:	:	:	14 772	12 662	11 844
310 Compensation of employees	:	:	:	:	:	:	:	230	200	171
320 Investment Income	:	:	:	:	:	:	:	14 542	12 462	11 673
<b>379 CURRENT TRANSFERS</b>	:	:	:	:	:	:	:	2 261	1 870	1 972
<b>993 CURRENT ACCOUNT</b>	:	:	:	:	:	:	:	69 159	61 476	68 448
<b>994 CAPITAL ACCOUNT</b>	:	:	:	:	:	:	:	92	76	80
<b>010 CURRENT + CAPITAL ACCOUNT</b>	:	:	:	:	:	:	:	69 251	61 552	68 529
<b>995 FINANCIAL ACCOUNT</b>	.	.	.	.	.	.	.	.	.	.
<b>998 NET ERRORS AND OMISSIONS</b>	.	.	.	.	.	.	.	.	.	.

**18.1.**
**Reporter: Sweden**
**Partner: World**

	(Mio ECU)									
	1985	1986	1987	1988	1989	1990	1991	1992	1993	1994
	<b>Net</b>									
<b>100 GOODS</b>	:	:	:	:	:	:	:	5 217	6 442	8 059
<b>200 SERVICES</b>	:	:	:	:	:	:	:	-2 191	-657	-838
<b>205 Transportation</b>	:	:	:	:	:	:	:	536	415	300
206 Sea transport	:	:	:	:	:	:	:	1 481	1 425	1 458
207 Passenger transport on sea	:	:	:	:	:	:	:	:	:	:
208 Freight transport on sea	:	:	:	:	:	:	:	:	:	:
209 Support. auxiliary and other services	:	:	:	:	:	:	:	:	:	:
210 Air transport	:	:	:	:	:	:	:	-518	-577	-679
211 Passenger transport by air	:	:	:	:	:	:	:	-181	-227	-286
212 Freight transport by air	:	:	:	:	:	:	:	-70	-77	-91
213 Supporting, auxiliary and other services	:	:	:	:	:	:	:	-267	-272	-302
214 Other transportation	:	:	:	:	:	:	:	-427	-433	-478
<b>236 Travel</b>	:	:	:	:	:	:	:	-3 026	-1 560	-1 724
<b>981 Other services</b>	:	:	:	:	:	:	:	299	487	586
245 Communications services	:	:	:	:	:	:	:	16	47	59
249 Construction services	:	:	:	:	:	:	:	228	110	2
253 Insurance services	:	:	:	:	:	:	:	-24	60	17
260 Financial services	:	:	:	:	:	:	:	-9	-10	-13
262 Computer and information services	:	:	:	:	:	:	:	20	53	66
266 Royalties and licence fees	:	:	:	:	:	:	:	-57	133	329
268 Other business services	:	:	:	:	:	:	:	-48	-80	-50
269 Merchating and other trade-related serv.	:	:	:	:	:	:	:	-40	-58	-17
270 Merchating	:	:	:	:	:	:	:	204	180	216
271 Other trade related services	:	:	:	:	:	:	:	-245	-238	-233
272 Operational leasing	:	:	:	:	:	:	:	:	:	:
273 Misc. business, prof. and technical serv.	:	:	:	:	:	:	:	-7	-22	-33
274 Legal, account., man., cons. and pub. rel.	:	:	:	:	:	:	:	-15	-13	-16
278 Adv., market res. and polling	:	:	:	:	:	:	:	-24	-19	-21
279 Research and development	:	:	:	:	:	:	:	28	19	20
280 Architect., engin. and other technical	:	:	:	:	:	:	:	80	58	62
281 Agric., mining and on-site processing	:	:	:	:	:	:	:	-53	-41	-45
284 Other	:	:	:	:	:	:	:	115	83	89
285 Serv. between affiliated enterprises, nie	:	:	:	:	:	:	:	-138	-109	-121
287 Personal, cultural and recreational services	:	:	:	:	:	:	:	16	10	10
288 Audio-visual and related services	:	:	:	:	:	:	:	-23	-19	-21
289 Other personal, cultural and recreational	:	:	:	:	:	:	:	39	28	31
291 Government services, n i e	:	:	:	:	:	:	:	157	165	166
<b>982 Services not allocated</b>	:	:	:	:	:	:	:	0	0	0
<b>300 INCOME</b>	:	:	:	:	:	:	:	-8 077	-6 432	-6 475
310 Compensation of employees	:	:	:	:	:	:	:	-141	-120	-82
320 Investment Income	:	:	:	:	:	:	:	-7 935	-6 312	-6 393
<b>379 CURRENT TRANSFERS</b>	:	:	:	:	:	:	:	-1 920	-1 448	-1 483
<b>993 CURRENT ACCOUNT</b>	:	:	:	:	:	:	:	-6 972	-2 096	-737
<b>994 CAPITAL ACCOUNT</b>	:	:	:	:	:	:	:	-92	-76	-80
<b>010 CURRENT + CAPITAL ACCOUNT</b>	:	:	:	:	:	:	:	-7 064	-2 172	-817
<b>995 FINANCIAL ACCOUNT</b>	:	:	:	:	:	:	:	2 406	6 160	4 855
<b>998 NET ERRORS AND OMISSIONS</b>	:	:	:	:	:	:	:	4 658	-3 989	-4 038

18.1.

Reporter: Sweden

Partner: World

	(in %)									
	1985	1986	1987	1988	1989	1990	1991	1992	1993	1994
	<b>Cover ratio</b>									
<b>100 GOODS</b>	:	:	:	:	:	:	:	114	118	119
<b>200 SERVICES</b>	:	:	:	:	:	:	:	85	94	93
<b>205 Transportation</b>	:	:	:	:	:	:	:	116	113	109
206 Sea transport	:	:	:	:	:	:	:	382	357	340
207 Passenger transport on sea	:	:	:	:	:	:	:	:	:	:
208 Freight transport on sea	:	:	:	:	:	:	:	:	:	:
209 Support. auxiliary and other services	:	:	:	:	:	:	:	:	:	:
210 Air transport	:	:	:	:	:	:	:	73	68	64
211 Passenger transport by air	:	:	:	:	:	:	:	83	77	72
212 Freight transport by air	:	:	:	:	:	:	:	72	67	63
213 Supporting, auxiliary and other services	:	:	:	:	:	:	:	57	53	49
214 Other transportation	:	:	:	:	:	:	:	55	51	48
<b>236 Travel</b>	:	:	:	:	:	:	:	44	59	58
<b>981 Other services</b>	:	:	:	:	:	:	:	105	112	113
245 Communications services	:	:	:	:	:	:	:	117	128	129
249 Construction services	:	:	:	:	:	:	:	115	107	100
253 Insurance services	:	:	:	:	:	:	:	98	120	106
260 Financial services	:	:	:	:	:	:	:	95	93	92
262 Computer and information services	:	:	:	:	:	:	:	126	137	138
266 Royalties and licence fees	:	:	:	:	:	:	:	90	127	151
268 Other business services	:	:	:	:	:	:	:	97	94	96
269 Merchanting and other trade-related serv.	:	:	:	:	:	:	:	93	89	97
270 Merchanting	:	:	:	:	:	:	:	:	:	:
271 Other trade related services	:	:	:	:	:	:	:	57	54	58
272 Operational leasing	:	:	:	:	:	:	:	:	:	:
273 Misc. business, prof. and technical serv.	:	:	:	:	:	:	:	99	97	96
274 Legal, account., man., cons. and pub. rel.	:	:	:	:	:	:	:	87	85	84
278 Adv., market res. and polling	:	:	:	:	:	:	:	67	65	65
279 Research and development	:	:	:	:	:	:	:	129	126	125
280 Architect., engin. and other technical	:	:	:	:	:	:	:	168	164	162
281 Agric., mining and on-site processing	:	:	:	:	:	:	:	39	38	38
284 Other	:	:	:	:	:	:	:	196	192	190
285 Serv. between affiliated enterprises, nie	:	:	:	:	:	:	:	62	61	60
287 Personal, cultural and recreational services	:	:	:	:	:	:	:	115	112	111
288 Audio-visual and related services	:	:	:	:	:	:	:	74	72	71
289 Other personal, cultural and recreational	:	:	:	:	:	:	:	326	319	316
291 Government services, n i e	:	:	:	:	:	:	:	279	293	307
<b>982 Services not allocated</b>	:	:	:	:	:	:	:	:	:	:
<b>300 INCOME</b>	:	:	:	:	:	:	:	45	49	45
310 Compensation of employees	:	:	:	:	:	:	:	39	40	52
320 Investment Income	:	:	:	:	:	:	:	45	49	45
<b>379 CURRENT TRANSFERS</b>	:	:	:	:	:	:	:	15	23	25
<b>993 CURRENT ACCOUNT</b>	:	:	:	:	:	:	:	90	97	99
<b>994 CAPITAL ACCOUNT</b>	:	:	:	:	:	:	:	0	0	0
<b>010 CURRENT + CAPITAL ACCOUNT</b>	:	:	:	:	:	:	:	90	96	99
<b>995 FINANCIAL ACCOUNT</b>	.	.	.	.	.	.	.	.	.	.
<b>998 NET ERRORS AND OMISSIONS</b>	.	.	.	.	.	.	.	.	.	.

## 19.1.

Reporter: United Kingdom

Partner: World

	(Mio ECU)									
	1985	1986	1987	1988	1989	1990	1991	1992	1993	1994
	<b>Credit</b>									
<b>100 GOODS</b>	<b>132 418</b>	<b>108 150</b>	<b>112 306</b>	<b>120 924</b>	<b>136 869</b>	<b>142 491</b>	<b>147 520</b>	<b>145 538</b>	<b>155 655</b>	<b>173 301</b>
<b>200 SERVICES</b>	<b>39 953</b>	<b>36 813</b>	<b>37 931</b>	<b>40 335</b>	<b>43 513</b>	<b>44 096</b>	<b>44 054</b>	<b>46 740</b>	<b>48 884</b>	<b>51 083</b>
<b>205 Transportation</b>	<b>10 092</b>	<b>8 284</b>	<b>8 613</b>	<b>9 783</b>	<b>10 896</b>	<b>11 104</b>	<b>10 709</b>	<b>11 134</b>	<b>11 826</b>	<b>12 658</b>
206 Sea transport	3 465	2 933	2 894	4 526	4 771	4 387	4 441	4 453	4 656	4 954
207 Passenger transport on sea	847	765	667	745	722	710	683	795	754	748
208 Freight transport on sea	2 618	2 168	2 227	2 637	2 826	2 467	2 512	2 306	2 527	2 767
209 Support. auxiliary and other services	:	:	:	1 144	1 222	1 210	1 245	1 352	1 376	1 440
210 Air transport	3 478	2 940	3 216	4 955	5 746	6 267	5 762	6 117	6 596	7 033
211 Passenger transport by air	2 970	2 461	2 712	2 908	3 422	3 721	3 371	3 748	4 055	4 372
212 Freight transport by air	508	479	504	564	651	656	558	560	581	660
213 Supporting, auxiliary and other services	:	:	:	1 482	1 674	1 891	1 833	1 810	1 960	2 002
214 Other transportation	3 150	2 409	2 505	303	379	450	506	564	573	670
<b>236 Travel</b>	<b>9 240</b>	<b>8 269</b>	<b>8 882</b>	<b>9 307</b>	<b>10 315</b>	<b>10 906</b>	<b>10 225</b>	<b>10 950</b>	<b>12 019</b>	<b>13 052</b>
<b>981 Other services</b>	<b>17 946</b>	<b>17 596</b>	<b>17 931</b>	<b>21 245</b>	<b>22 302</b>	<b>22 086</b>	<b>23 120</b>	<b>24 656</b>	<b>25 039</b>	<b>25 374</b>
245 Communications services	1 065	950	962	1 041	1 170	1 271	1 428	1 196	1 345	1 279
249 Construction services	1 168	959	765	432	574	676	778	704	871	688
253 Insurance services	3 732	4 718	4 279	2 808	1 458	600	1 461	1 448	2 112	1 211
260 Financial services	2 255	2 529	3 435	3 802	4 237	4 218	3 760	4 272	4 004	4 096
262 Computer and information services	:	:	:	:	:	:	:	839	1 013	1 152
266 Royalties and licence fees	1 521	1 258	1 415	1 704	1 935	1 989	2 230	2 680	2 828	3 107
268 Other business services	5 468	4 833	4 510	7 505	8 768	9 241	9 030	9 309	8 634	9 749
269 Merchanting and other trade-related serv.	1 114	859	725	625	483	604	588	617	604	742
270 Merchanting	582	407	284	226	149	119	29	39	56	66
271 Other trade related services	531	453	441	399	334	485	559	578	547	677
272 Operational leasing	:	:	:	405	460	437	340	327	362	381
273 Misc. business, prof. and technical serv.	4 354	3 974	3 785	6 476	7 825	8 200	8 103	8 365	7 669	8 625
274 Legal, account., man., cons. and pub. rel.	:	:	:	552	701	786	843	864	799	954
278 Adv., market res. and polling	131	116	139	143	126	126	164	226	136	130
279 Research and development	:	:	:	39	39	36	37	35	32	34
280 Architect., engin. and other technical	:	:	:	2 170	2 612	2 764	2 571	2 476	2 155	2 246
281 Agric., mining and on-site processing	:	:	:	310	322	338	448	576	506	710
284 Other	:	:	:	1 162	1 377	1 099	919	1 187	902	1 249
285 Serv. between affiliated enterprises, nie	:	:	:	2 100	2 647	3 051	3 121	3 000	3 139	3 302
287 Personal, cultural and recreational services	574	398	484	1 606	1 848	1 953	2 157	2 167	2 322	2 469
288 Audio-visual and related services	:	:	:	488	621	685	813	838	991	1 107
289 Other personal, cultural and recreational	:	:	:	1 118	1 227	1 268	1 344	1 329	1 331	1 362
291 Government services, n i e	2 165	1 951	2 082	2 346	2 311	2 139	2 277	2 041	1 910	1 623
<b>982 Services not allocated</b>	<b>2 675</b>	<b>2 664</b>	<b>2 505</b>	<b>0</b>	<b>0</b>	<b>0</b>	<b>0</b>	<b>0</b>	<b>0</b>	<b>0</b>
<b>300 INCOME</b>	<b>80 071</b>	<b>63 719</b>	<b>57 705</b>	<b>72 903</b>	<b>96 421</b>	<b>99 135</b>	<b>101 142</b>	<b>86 840</b>	<b>81 955</b>	<b>81 988</b>
310 Compensation of employees	:	:	:	623	626	632	690	704	677	461
320 Investment Income	80 071	63 719	57 705	72 280	95 795	98 502	100 451	86 136	81 278	81 526
<b>379 CURRENT TRANSFERS</b>	<b>6 002</b>	<b>5 763</b>	<b>5 602</b>	<b>5 764</b>	<b>5 782</b>	<b>5 648</b>	<b>9 699</b>	<b>5 119</b>	<b>5 653</b>	<b>5 480</b>
<b>993 CURRENT ACCOUNT</b>	<b>:</b>	<b>:</b>	<b>:</b>	<b>:</b>	<b>:</b>	<b>:</b>	<b>:</b>	<b>284 238</b>	<b>292 147</b>	<b>311 852</b>
<b>994 CAPITAL ACCOUNT</b>	<b>:</b>	<b>:</b>	<b>:</b>	<b>:</b>	<b>:</b>	<b>:</b>	<b>:</b>	<b>1 474</b>	<b>1 238</b>	<b>1 484</b>
<b>010 CURRENT + CAPITAL ACCOUNT</b>	<b>259 324</b>	<b>215 242</b>	<b>214 269</b>	<b>239 926</b>	<b>282 585</b>	<b>291 370</b>	<b>302 414</b>	<b>285 712</b>	<b>293 385</b>	<b>313 336</b>
<b>995 FINANCIAL ACCOUNT</b>	<b>:</b>	<b>:</b>	<b>:</b>	<b>:</b>	<b>:</b>	<b>:</b>	<b>:</b>	<b>:</b>	<b>:</b>	<b>:</b>
<b>998 NET ERRORS AND OMISSIONS</b>	<b>:</b>	<b>:</b>	<b>:</b>	<b>:</b>	<b>:</b>	<b>:</b>	<b>:</b>	<b>:</b>	<b>:</b>	<b>:</b>

19.1.

Reporter: United Kingdom

Partner: World

	(Mio ECU)									
	1985	1986	1987	1988	1989	1990	1991	1992	1993	1994
	<b>Debit</b>									
<b>100 GOODS</b>	<b>138 097</b>	<b>122 384</b>	<b>128 739</b>	<b>153 252</b>	<b>173 528</b>	<b>168 839</b>	<b>162 190</b>	<b>163 305</b>	<b>172 807</b>	<b>186 955</b>
<b>200 SERVICES</b>	<b>29 041</b>	<b>27 517</b>	<b>29 113</b>	<b>34 365</b>	<b>38 489</b>	<b>39 070</b>	<b>38 866</b>	<b>39 914</b>	<b>41 461</b>	<b>46 357</b>
<b>205 Transportation</b>	<b>10 763</b>	<b>9 621</b>	<b>9 831</b>	<b>11 571</b>	<b>12 073</b>	<b>11 813</b>	<b>11 305</b>	<b>11 817</b>	<b>12 172</b>	<b>13 477</b>
206 Sea transport	3 012	2 635	2 379	4 804	5 030	4 661	4 543	4 511	4 785	5 155
207 Passenger transport on sea	336	299	324	375	419	472	508	580	587	586
208 Freight transport on sea	2 676	2 336	2 055	2 556	2 572	2 594	2 455	2 434	2 590	2 667
209 Support. auxiliary and other services	:	:	:	1 874	2 039	1 594	1 581	1 497	1 608	1 902
210 Air transport	2 509	2 740	3 259	6 326	6 530	6 681	6 309	6 844	6 935	7 837
211 Passenger transport by air	2 200	2 459	2 963	3 556	3 516	3 567	3 365	3 757	3 705	3 982
212 Freight transport by air	309	281	297	512	521	473	435	491	471	563
213 Supporting, auxiliary and other services	:	:	:	2 258	2 494	2 641	2 509	2 596	2 759	3 292
214 Other transportation	5 241	4 245	4 194	441	512	472	452	462	453	485
<b>236 Travel</b>	<b>8 270</b>	<b>9 058</b>	<b>10 329</b>	<b>12 365</b>	<b>13 897</b>	<b>13 891</b>	<b>14 028</b>	<b>15 298</b>	<b>16 291</b>	<b>18 689</b>
<b>981 Other services</b>	<b>9 202</b>	<b>8 223</b>	<b>8 189</b>	<b>10 428</b>	<b>12 518</b>	<b>13 366</b>	<b>13 533</b>	<b>12 799</b>	<b>12 998</b>	<b>14 190</b>
245 Communications services	1 189	1 074	1 069	1 162	1 285	1 336	1 635	1 288	1 556	1 545
249 Construction services	0	0	0	333	453	651	685	514	493	702
253 Insurance services	387	381	390	498	567	567	569	559	522	575
260 Financial services	0	0	0	0	0	0	0	0	0	0
262 Computer and information services	:	:	:	:	:	:	:	739	877	936
266 Royalties and licence fees	1 058	1 051	1 235	1 659	1 972	2 352	2 011	1 646	1 708	2 016
268 Other business services	3 214	2 573	2 068	2 799	3 687	3 897	3 904	3 905	4 079	4 390
269 Merchanting and other trade-related serv.	0	0	0	0	0	0	0	0	0	0
270 Merchanting	0	0	0	0	0	0	0	0	0	0
271 Other trade related services	0	0	0	0	0	0	0	0	0	0
272 Operational leasing	:	:	:	489	582	601	641	670	651	695
273 Misc. business, prof. and technical serv.	3 214	2 573	2 068	2 310	3 105	3 296	3 264	3 235	3 428	3 695
274 Legal, account., man., cons. and pub. rel.	:	:	:	0	0	0	0	0	0	0
278 Adv., market res. and polling	0	0	0	0	0	0	0	0	0	0
279 Research and development	:	:	:	0	0	0	0	0	0	0
280 Architect., engin. and other technical	:	:	:	208	446	465	505	332	386	311
281 Agric., mining and on-site processing	:	:	:	239	517	509	763	721	690	630
284 Other	:	:	:	149	167	402	152	194	162	361
285 Serv. between affiliated enterprises, nie	:	:	:	1 714	1 975	1 921	1 843	1 988	2 190	2 393
287 Personal, cultural and recreational services	331	284	390	439	545	663	723	697	773	775
288 Audio-visual and related services	:	:	:	439	545	663	723	697	773	775
289 Other personal, cultural and recreational	:	:	:	:	:	:	:	:	:	:
291 Government services, n i e	3 024	2 859	3 038	3 538	4 009	3 900	4 006	3 452	2 990	3 252
<b>982 Services not allocated</b>	<b>806</b>	<b>615</b>	<b>764</b>	<b>0</b>	<b>0</b>	<b>0</b>	<b>0</b>	<b>0</b>	<b>0</b>	<b>0</b>
<b>300 INCOME</b>	<b>78 017</b>	<b>61 740</b>	<b>58 037</b>	<b>74 980</b>	<b>99 326</b>	<b>106 741</b>	<b>109 619</b>	<b>88 393</b>	<b>86 410</b>	<b>82 447</b>
310 Compensation of employees	:	:	:	539	537	466	495	491	434	318
320 Investment Income	78 017	61 740	58 037	74 441	98 789	106 276	109 124	87 902	85 976	82 129
<b>379 CURRENT TRANSFERS</b>	<b>11 284</b>	<b>8 975</b>	<b>10 425</b>	<b>11 059</b>	<b>12 581</b>	<b>12 507</b>	<b>11 672</b>	<b>13 759</b>	<b>13 944</b>	<b>14 241</b>
<b>993 CURRENT ACCOUNT</b>	<b>:</b>	<b>:</b>	<b>:</b>	<b>:</b>	<b>:</b>	<b>:</b>	<b>:</b>	<b>305 371</b>	<b>314 622</b>	<b>330 000</b>
<b>994 CAPITAL ACCOUNT</b>	<b>:</b>	<b>:</b>	<b>:</b>	<b>:</b>	<b>:</b>	<b>:</b>	<b>:</b>	<b>-238</b>	<b>-336</b>	<b>-319</b>
<b>010 CURRENT + CAPITAL ACCOUNT</b>	<b>257 367</b>	<b>221 444</b>	<b>227 000</b>	<b>273 655</b>	<b>323 924</b>	<b>327 157</b>	<b>322 347</b>	<b>305 133</b>	<b>314 286</b>	<b>329 681</b>
<b>995 FINANCIAL ACCOUNT</b>	<b>:</b>	<b>:</b>	<b>:</b>	<b>:</b>	<b>:</b>	<b>:</b>	<b>:</b>	<b>:</b>	<b>:</b>	<b>:</b>
<b>998 NET ERRORS AND OMISSIONS</b>	<b>:</b>	<b>:</b>	<b>:</b>	<b>:</b>	<b>:</b>	<b>:</b>	<b>:</b>	<b>:</b>	<b>:</b>	<b>:</b>

## 19.1.

Reporter: United Kingdom

Partner: World

(Mio ECU)

	1985	1986	1987	1988	1989	1990	1991	1992	1993	1994
	<b>Net</b>									
<b>100 GOODS</b>	<b>-5 679</b>	<b>-14 234</b>	<b>-16 433</b>	<b>-32 328</b>	<b>-36 660</b>	<b>-26 348</b>	<b>-14 670</b>	<b>-17 767</b>	<b>-17 152</b>	<b>-13 654</b>
<b>200 SERVICES</b>	<b>10 912</b>	<b>9 296</b>	<b>8 818</b>	<b>5 970</b>	<b>5 024</b>	<b>5 026</b>	<b>5 188</b>	<b>6 826</b>	<b>7 423</b>	<b>4 727</b>
<b>205 Transportation</b>	<b>-671</b>	<b>-1 337</b>	<b>-1 219</b>	<b>-1 788</b>	<b>-1 178</b>	<b>-709</b>	<b>-596</b>	<b>-683</b>	<b>-346</b>	<b>-820</b>
206 Sea transport	453	298	515	-278	-260	-273	-103	-58	-128	-201
207 Passenger transport on sea	511	466	343	370	303	238	175	214	167	161
208 Freight transport on sea	-58	-168	172	81	254	-127	57	-127	-63	101
209 Support. auxiliary and other services	:	:	:	-730	-817	-384	-335	-145	-232	-463
210 Air transport	968	201	-44	-1 371	-784	-413	-548	-727	-338	-804
211 Passenger transport by air	769	3	-251	-649	-94	154	6	-9	350	389
212 Freight transport by air	199	198	207	53	129	182	123	69	110	97
213 Supporting, auxiliary and other services	:	:	:	-775	-820	-749	-676	-786	-799	-1 290
214 Other transportation	-2 092	-1 836	-1 690	-138	-134	-22	54	102	121	186
<b>236 Travel</b>	<b>969</b>	<b>-789</b>	<b>-1 447</b>	<b>-3 058</b>	<b>-3 582</b>	<b>-2 985</b>	<b>-3 803</b>	<b>-4 348</b>	<b>-4 272</b>	<b>-5 637</b>
<b>981 Other services</b>	<b>8 744</b>	<b>9 373</b>	<b>9 745</b>	<b>10 816</b>	<b>9 784</b>	<b>8 721</b>	<b>9 587</b>	<b>11 857</b>	<b>12 041</b>	<b>11 184</b>
245 Communications services	-124	-124	-106	-120	-114	-66	-207	-92	-212	-267
249 Construction services	1 168	959	765	99	121	26	94	190	378	-15
253 Insurance services	3 345	4 336	3 889	2 310	891	32	892	889	1 590	637
260 Financial services	2 255	2 529	3 435	3 802	4 237	4 218	3 760	4 272	4 004	4 096
262 Computer and information services	:	:	:	:	:	:	:	100	136	217
266 Royalties and licence fees	464	207	180	45	-37	-363	218	1 034	1 121	1 092
268 Other business services	2 254	2 260	2 443	4 706	5 081	5 344	5 126	5 404	4 556	5 359
269 Merchanting and other trade-related serv.	1 114	859	725	625	483	604	588	617	604	742
270 Merchanting	582	407	284	226	149	119	29	39	56	66
271 Other trade related services	531	453	441	399	334	485	559	578	547	677
272 Operational leasing	:	:	:	-84	-122	-164	-301	-343	-290	-313
273 Misc. business, prof. and technical serv.	1 140	1 401	1 718	4 166	4 720	4 904	4 839	5 130	4 242	4 930
274 Legal, account., man., cons. and pub. rel.	:	:	:	552	701	786	843	864	799	954
278 Adv., market res. and polling	131	116	139	143	126	126	164	226	136	130
279 Research and development	:	:	:	39	39	36	37	35	32	34
280 Architect., engin. and other technical	:	:	:	1 963	2 167	2 299	2 066	2 144	1 769	1 936
281 Agric., mining and on-site processing	:	:	:	71	-195	-171	-315	-145	-183	80
284 Other	:	:	:	1 013	1 211	698	766	994	740	888
285 Serv. between affiliated enterprises, nie	:	:	:	385	671	1 130	1 278	1 013	949	909
287 Personal, cultural and recreational services	243	113	94	1 166	1 303	1 290	1 434	1 470	1 549	1 695
288 Audio-visual and related services	:	:	:	48	76	22	90	141	218	333
289 Other personal, cultural and recreational	:	:	:	1 118	1 227	1 268	1 344	1 329	1 331	1 362
291 Government services, n i e	-859	-908	-956	-1 192	-1 698	-1 761	-1 729	-1 411	-1 080	-1 629
<b>982 Services not allocated</b>	<b>1 869</b>	<b>2 049</b>	<b>1 740</b>	<b>0</b>	<b>0</b>	<b>0</b>	<b>0</b>	<b>0</b>	<b>0</b>	<b>0</b>
<b>300 INCOME</b>	<b>2 054</b>	<b>1 979</b>	<b>-332</b>	<b>-2 077</b>	<b>-2 905</b>	<b>-7 607</b>	<b>-8 478</b>	<b>-1 553</b>	<b>-4 455</b>	<b>-459</b>
310 Compensation of employees	:	:	:	84	89	167	195	213	243	143
320 Investment Income	2 054	1 979	-332	-2 161	-2 994	-7 774	-8 673	-1 766	-4 699	-602
<b>379 CURRENT TRANSFERS</b>	<b>-5 282</b>	<b>-3 212</b>	<b>-4 824</b>	<b>-5 295</b>	<b>-6 799</b>	<b>-6 859</b>	<b>-1 973</b>	<b>-8 639</b>	<b>-8 291</b>	<b>-8 761</b>
<b>993 CURRENT ACCOUNT</b>	<b>:</b>	<b>:</b>	<b>:</b>	<b>:</b>	<b>:</b>	<b>:</b>	<b>:</b>	<b>-21 133</b>	<b>-22 474</b>	<b>-18 148</b>
<b>994 CAPITAL ACCOUNT</b>	<b>:</b>	<b>:</b>	<b>:</b>	<b>:</b>	<b>:</b>	<b>:</b>	<b>:</b>	<b>1 712</b>	<b>1 574</b>	<b>1 803</b>
<b>010 CURRENT + CAPITAL ACCOUNT</b>	<b>1 958</b>	<b>-6 202</b>	<b>-12 731</b>	<b>-33 729</b>	<b>-41 340</b>	<b>-35 787</b>	<b>-19 933</b>	<b>-19 421</b>	<b>-20 900</b>	<b>-16 345</b>
<b>995 FINANCIAL ACCOUNT</b>	<b>:</b>	<b>:</b>	<b>:</b>	<b>:</b>	<b>:</b>	<b>:</b>	<b>:</b>	<b>13 443</b>	<b>24 067</b>	<b>9 585</b>
<b>998 NET ERRORS AND OMISSIONS</b>	<b>:</b>	<b>:</b>	<b>:</b>	<b>:</b>	<b>:</b>	<b>:</b>	<b>:</b>	<b>5 978</b>	<b>-3 167</b>	<b>6 760</b>

## 19.1.

Reporter: United Kingdom

Partner: World

	(in %)									
	1985	1986	1987	1988	1989	1990	1991	1992	1993	1994
	<b>Cover ratio</b>									
<b>100 GOODS</b>	<b>96</b>	<b>88</b>	<b>87</b>	<b>79</b>	<b>79</b>	<b>84</b>	<b>91</b>	<b>89</b>	<b>90</b>	<b>93</b>
<b>200 SERVICES</b>	<b>138</b>	<b>134</b>	<b>130</b>	<b>117</b>	<b>113</b>	<b>113</b>	<b>113</b>	<b>117</b>	<b>118</b>	<b>110</b>
<b>205 Transportation</b>	<b>94</b>	<b>86</b>	<b>88</b>	<b>85</b>	<b>90</b>	<b>94</b>	<b>95</b>	<b>94</b>	<b>97</b>	<b>94</b>
206 Sea transport	115	111	122	94	95	94	98	99	97	96
207 Passenger transport on sea	252	256	206	199	172	150	135	137	128	127
208 Freight transport on sea	98	93	108	103	110	95	102	95	98	104
209 Support. auxiliary and other services	:	:	:	61	60	76	79	90	86	76
210 Air transport	139	107	99	78	88	94	91	89	95	90
211 Passenger transport by air	135	100	92	82	97	104	100	100	109	110
212 Freight transport by air	164	170	170	110	125	138	128	114	123	117
213 Supporting, auxiliary and other services	:	:	:	66	67	72	73	70	71	61
214 Other transportation	60	57	60	69	74	95	112	122	127	138
<b>236 Travel</b>	<b>112</b>	<b>91</b>	<b>86</b>	<b>75</b>	<b>74</b>	<b>79</b>	<b>73</b>	<b>72</b>	<b>74</b>	<b>70</b>
<b>981 Other services</b>	<b>195</b>	<b>214</b>	<b>219</b>	<b>204</b>	<b>178</b>	<b>165</b>	<b>171</b>	<b>193</b>	<b>193</b>	<b>179</b>
245 Communications services	90	88	90	90	91	95	87	93	86	83
249 Construction services	:	:	:	130	127	104	114	137	177	98
253 Insurance services	964	1 238	1 097	564	257	106	257	259	405	211
260 Financial services	:	:	:	:	:	:	:	:	:	:
262 Computer and information services	:	:	:	:	:	:	:	114	115	123
266 Royalties and licence fees	144	120	115	103	98	85	111	163	166	154
268 Other business services	170	188	218	268	238	237	231	238	212	222
269 Merchanting and other trade-related serv.	:	:	:	:	:	:	:	:	:	:
270 Merchanting	:	:	:	:	:	:	:	:	:	:
271 Other trade related services	:	:	:	:	:	:	:	:	:	:
272 Operational leasing	:	:	:	83	79	73	53	49	56	55
273 Misc. business, prof. and technical serv.	135	154	183	280	252	249	248	259	224	233
274 Legal, account., man., cons. and pub. rel.	:	:	:	:	:	:	:	:	:	:
278 Adv., market res. and polling	:	:	:	:	:	:	:	:	:	:
279 Research and development	:	:	:	:	:	:	:	:	:	:
280 Architect., engin. and other technical	:	:	:	1 045	586	594	509	745	558	723
281 Agric., mining and on-site processing	:	:	:	130	62	66	59	80	73	113
284 Other	:	:	:	781	826	274	603	613	557	346
285 Serv. between affiliated enterprises, nie	:	:	:	122	134	159	169	151	143	138
287 Personal, cultural and recreational services	173	140	124	365	339	295	298	311	300	319
288 Audio-visual and related services	:	:	:	111	114	103	112	120	128	143
289 Other personal, cultural and recreational	:	:	:	:	:	:	:	:	:	:
291 Government services, n i e	72	68	69	66	58	55	57	59	64	50
<b>982 Services not allocated</b>	<b>332</b>	<b>433</b>	<b>328</b>	:	:	:	:	:	:	:
<b>300 INCOME</b>	<b>103</b>	<b>103</b>	<b>99</b>	<b>97</b>	<b>97</b>	<b>93</b>	<b>92</b>	<b>98</b>	<b>95</b>	<b>99</b>
310 Compensation of employees	:	:	:	116	117	136	139	143	156	145
320 Investment Income	103	103	99	97	97	93	92	98	95	99
<b>379 CURRENT TRANSFERS</b>	<b>53</b>	<b>64</b>	<b>54</b>	<b>52</b>	<b>46</b>	<b>45</b>	<b>83</b>	<b>37</b>	<b>41</b>	<b>38</b>
<b>993 CURRENT ACCOUNT</b>	:	:	:	:	:	:	:	<b>93</b>	<b>93</b>	<b>95</b>
<b>994 CAPITAL ACCOUNT</b>	:	:	:	:	:	:	:	:	:	:
<b>010 CURRENT + CAPITAL ACCOUNT</b>	<b>101</b>	<b>97</b>	<b>94</b>	<b>88</b>	<b>87</b>	<b>89</b>	<b>94</b>	<b>94</b>	<b>93</b>	<b>95</b>
<b>995 FINANCIAL ACCOUNT</b>	.	.	.	.	.	.	.	.	.	.
<b>998 NET ERRORS AND OMISSIONS</b>	.	.	.	.	.	.	.	.	.	.

## 19.2.

Reporter: United Kingdom

Partner: Intra EUR15

	(Mio ECU)									
	1985	1986	1987	1988	1989	1990	1991	1992	1993	1994
	<b>Credit</b>									
100 GOODS	:	:	:	66 721	75 807	82 259	89 833	87 765	88 567	98 454
200 SERVICES	:	:	:	12 294	13 680	14 351	15 447	15 840	17 067	16 933
205 Transportation	:	:	:	3 576	4 015	4 211	4 325	4 286	4 308	4 568
206 Sea transport	:	:	:	1 830	1 958	1 848	1 864	1 813	1 833	1 953
207 Passenger transport on sea	:	:	:	327	330	331	317	319	303	300
208 Freight transport on sea	:	:	:	935	1 008	894	906	832	885	976
209 Support. auxiliary and other services	:	:	:	569	619	623	642	662	646	677
210 Air transport	:	:	:	1 452	1 693	1 935	1 971	1 937	1 941	2 066
211 Passenger transport by air	:	:	:	846	1 025	1 153	1 098	1 193	1 140	1 233
212 Freight transport by air	:	:	:	147	180	186	171	161	164	178
213 Supporting, auxiliary and other services	:	:	:	459	489	595	702	583	637	655
214 Other transportation	:	:	:	293	364	429	489	536	533	549
236 Travel	:	:	:	3 353	3 845	4 019	4 277	4 345	4 728	4 863
981 Other services	:	:	:	5 365	5 821	6 121	6 845	7 209	8 031	7 503
245 Communications services	:	:	:	209	236	258	290	230	313	347
249 Construction services	:	:	:	432	574	676	778	704	871	688
253 Insurance services	:	:	:	573	336	293	284	281	409	166
260 Financial services	:	:	:	1 192	1 481	1 519	1 462	1 220	1 350	1 095
262 Computer and information services	:	:	:	:	:	:	:	502	532	353
266 Royalties and licence fees	:	:	:	397	457	538	551	614	758	807
268 Other business services	:	:	:	2 018	2 239	2 335	2 790	2 891	2 998	3 145
269 Merchanting and other trade-related serv.	:	:	:	298	287	354	295	310	301	371
270 Merchanting	:	:	:	86	80	63	49	27	38	52
271 Other trade related services	:	:	:	212	206	291	247	283	263	320
272 Operational leasing	:	:	:	101	114	106	84	39	45	46
273 Misc. business, prof. and technical serv.	:	:	:	1 619	1 838	1 874	2 411	2 541	2 652	2 727
274 Legal, account., man., cons. and pub. rel.	:	:	:	110	126	129	227	239	203	299
278 Adv., market res. and polling	:	:	:	81	71	71	96	126	167	88
279 Research and development	:	:	:	9	10	13	13	12	18	19
280 Architect., engin. and other technical	:	:	:	229	273	269	260	407	342	213
281 Agric., mining and on-site processing	:	:	:	35	36	36	49	64	56	79
284 Other	:	:	:	671	770	681	261	104	310	212
285 Serv. between affiliated enterprises, nie	:	:	:	485	551	675	1 506	1 590	1 556	1 817
287 Personal, cultural and recreational services	:	:	:	312	392	401	541	544	604	726
288 Audio-visual and related services	:	:	:	154	193	205	322	373	405	483
289 Other personal, cultural and recreational	:	:	:	158	199	196	218	171	199	242
291 Government services, n i e	:	:	:	232	105	102	150	222	196	177
982 Services not allocated	:	:	:	0	0	0	0	0	0	0
300 INCOME	:	:	:	20 126	27 835	32 664	35 739	30 773	32 229	31 653
310 Compensation of employees	:	:	:	161	178	188	214	227	203	280
320 Investment Income	:	:	:	19 965	27 657	32 476	35 525	30 546	32 026	31 373
379 CURRENT TRANSFERS	:	:	:	3 982	3 986	3 852	5 224	4 525	5 088	4 892
993 CURRENT ACCOUNT	:	:	:	:	:	:	:	138 902	142 951	151 933
994 CAPITAL ACCOUNT	:	:	:	:	:	:	:	:	:	:
010 CURRENT + CAPITAL ACCOUNT	:	:	:	103 125	121 308	133 126	146 243	:	:	:
995 FINANCIAL ACCOUNT	:	:	:	:	:	:	:	:	:	:
998 NET ERRORS AND OMISSIONS	:	:	:	:	:	:	:	:	:	:



19.2.

Reporter: United Kingdom

Partner: Intra EUR15

	(Mio ECU)									
	1985	1986	1987	1988	1989	1990	1991	1992	1993	1994
	<b>Debit</b>									
<b>100 GOODS</b>	:	:	:	90 867	102 621	98 390	92 893	94 414	95 581	105 453
<b>200 SERVICES</b>	:	:	:	16 663	17 930	17 848	18 564	18 958	19 370	21 509
<b>205 Transportation</b>	:	:	:	4 538	4 719	4 746	4 762	5 026	5 195	5 597
206 Sea transport	:	:	:	2 417	2 553	2 488	2 446	2 436	2 600	2 753
207 Passenger transport on sea	:	:	:	361	402	455	489	557	564	563
208 Freight transport on sea	:	:	:	1 519	1 533	1 524	1 444	1 411	1 535	1 598
209 Support. auxiliary and other services	:	:	:	537	618	509	514	468	501	592
210 Air transport	:	:	:	1 752	1 726	1 837	1 890	2 142	2 163	2 391
211 Passenger transport by air	:	:	:	905	894	918	919	1 058	1 088	1 105
212 Freight transport by air	:	:	:	89	88	80	77	60	63	70
213 Supporting, auxiliary and other services	:	:	:	759	744	839	894	1 025	1 012	1 217
214 Other transportation	:	:	:	369	440	422	425	447	432	454
<b>236 Travel</b>	:	:	:	7 810	8 359	8 157	8 565	9 049	9 223	10 844
<b>981 Other services</b>	:	:	:	4 315	4 852	4 945	5 238	4 884	4 952	5 067
245 Communications services	:	:	:	170	186	193	235	286	429	451
249 Construction services	:	:	:	333	453	651	685	514	493	702
253 Insurance services	:	:	:	227	260	259	260	255	238	260
260 Financial services	:	:	:	0	0	0	0	0	0	0
262 Computer and information services	:	:	:	:	:	:	:	263	283	103
266 Royalties and licence fees	:	:	:	324	371	356	274	186	272	290
268 Other business services	:	:	:	927	1 071	1 043	1 308	1 174	1 424	1 442
269 Merchanting and other trade-related serv.	:	:	:	0	0	0	0	0	0	0
270 Merchanting	:	:	:	0	0	0	0	0	0	0
271 Other trade related services	:	:	:	0	0	0	0	0	0	0
272 Operational leasing	:	:	:	164	196	210	224	232	227	241
273 Misc. business, prof. and technical serv.	:	:	:	763	875	833	1 084	942	1 197	1 201
274 Legal, account., man., cons. and pub. rel.	:	:	:	0	0	0	0	0	0	0
278 Adv., market res. and polling	:	:	:	0	0	0	0	0	0	0
279 Research and development	:	:	:	0	0	0	0	0	0	0
280 Architect., engin. and other technical	:	:	:	9	9	6	17	15	15	19
281 Agric., mining and on-site processing	:	:	:	65	140	137	203	193	183	169
284 Other	:	:	:	295	278	233	49	-34	88	-83
285 Serv. between affiliated enterprises, nie	:	:	:	394	449	457	816	769	910	1 095
287 Personal, cultural and recreational services	:	:	:	86	91	172	177	159	164	166
288 Audio-visual and related services	:	:	:	86	91	172	177	159	164	166
289 Other personal, cultural and recreational	:	:	:	:	:	:	:	:	:	:
291 Government services, n i e	:	:	:	2 249	2 421	2 271	2 300	2 047	1 647	1 652
<b>982 Services not allocated</b>	:	:	:	0	0	0	0	0	0	0
<b>300 INCOME</b>	:	:	:	20 383	28 059	35 318	37 436	31 954	33 579	32 456
310 Compensation of employees	:	:	:	111	123	131	150	160	117	241
320 Investment Income	:	:	:	20 271	27 935	35 187	37 287	31 794	33 462	32 215
<b>379 CURRENT TRANSFERS</b>	:	:	:	5 909	7 205	7 147	5 357	8 588	9 113	9 239
<b>993 CURRENT ACCOUNT</b>	:	:	:	:	:	:	:	153 915	157 643	168 656
<b>994 CAPITAL ACCOUNT</b>	:	:	:	:	:	:	:	:	:	:
<b>010 CURRENT + CAPITAL ACCOUNT</b>	:	:	:	133 821	155 814	158 703	154 250	:	:	:
<b>995 FINANCIAL ACCOUNT</b>	:	:	:	:	:	:	:	:	:	:
<b>998 NET ERRORS AND OMISSIONS</b>	:	:	:	:	:	:	:	:	:	:

## 19.2.

Reporter: United Kingdom

Partner: Intra EUR15

(Mio ECU)

	1985	1986	1987	1988	1989	1990	1991	1992	1993	1994
	<b>Net</b>									
100 GOODS	:	:	:	-24 145	-26 814	-16 131	-3 060	-6 649	-7 014	-6 998
200 SERVICES	:	:	:	-4 368	-4 249	-3 497	-3 117	-3 119	-2 303	-4 576
205 Transportation	:	:	:	-962	-704	-535	-437	-740	-887	-1 030
206 Sea transport	:	:	:	-587	-596	-640	-582	-624	-767	-800
207 Passenger transport on sea	:	:	:	-35	-73	-125	-173	-239	-262	-263
208 Freight transport on sea	:	:	:	-584	-524	-630	-538	-579	-650	-623
209 Support. auxiliary and other services	:	:	:	32	1	115	128	194	145	85
210 Air transport	:	:	:	-300	-33	98	81	-205	-222	-325
211 Passenger transport by air	:	:	:	-59	131	235	180	136	51	129
212 Freight transport by air	:	:	:	59	92	106	94	102	101	108
213 Supporting, auxiliary and other services	:	:	:	-300	-255	-244	-193	-442	-374	-562
214 Other transportation	:	:	:	-75	-76	7	64	88	101	95
236 Travel	:	:	:	-4 456	-4 514	-4 138	-4 288	-4 703	-4 495	-5 981
981 Other services	:	:	:	1 050	968	1 176	1 607	2 325	3 080	2 435
245 Communications services	:	:	:	39	50	64	54	-56	-117	-104
249 Construction services	:	:	:	99	121	26	94	190	378	-15
253 Insurance services	:	:	:	346	76	34	24	26	171	-94
260 Financial services	:	:	:	1 192	1 481	1 519	1 462	1 220	1 350	1 095
262 Computer and information services	:	:	:	:	:	:	:	239	249	250
266 Royalties and licence fees	:	:	:	74	86	182	277	428	486	517
268 Other business services	:	:	:	1 091	1 168	1 292	1 482	1 717	1 575	1 703
269 Merchanting and other trade-related serv.	:	:	:	298	287	354	295	310	301	371
270 Merchanting	:	:	:	86	80	63	49	27	38	52
271 Other trade related services	:	:	:	212	206	291	247	283	263	320
272 Operational leasing	:	:	:	-63	-82	-104	-140	-193	-182	-195
273 Misc. business, prof. and technical serv.	:	:	:	856	963	1 041	1 327	1 599	1 455	1 526
274 Legal, account., man., cons. and pub. rel.	:	:	:	110	126	129	227	239	203	299
278 Adv., market res. and polling	:	:	:	81	71	71	96	126	167	88
279 Research and development	:	:	:	9	10	13	13	12	18	19
280 Architect., engin. and other technical	:	:	:	220	264	263	243	392	327	193
281 Agric., mining and on-site processing	:	:	:	-30	-104	-101	-154	-129	-127	-90
284 Other	:	:	:	376	492	447	213	138	222	295
285 Serv. between affiliated enterprises, nie	:	:	:	90	102	219	690	822	646	722
287 Personal, cultural and recreational services	:	:	:	226	301	228	364	385	440	559
288 Audio-visual and related services	:	:	:	68	102	32	146	214	241	317
289 Other personal, cultural and recreational	:	:	:	158	199	196	218	171	199	242
291 Government services, n i e	:	:	:	-2 017	-2 315	-2 169	-2 150	-1 825	-1 451	-1 476
982 Services not allocated	:	:	:	0	0	0	0	0	0	0
300 INCOME	:	:	:	-256	-224	-2 654	-1 698	-1 182	-1 350	-803
310 Compensation of employees	:	:	:	50	55	57	64	67	86	38
320 Investment Income	:	:	:	-306	-279	-2 711	-1 762	-1 249	-1 436	-841
379 CURRENT TRANSFERS	:	:	:	-1 926	-3 218	-3 295	-133	-4 064	-4 025	-4 346
993 CURRENT ACCOUNT	:	:	:	:	:	:	:	-15 013	-14 692	-16 723
994 CAPITAL ACCOUNT	:	:	:	:	:	:	:	:	:	:
010 CURRENT + CAPITAL ACCOUNT	:	:	:	-30 696	-34 506	-25 577	-8 007	:	:	:
995 FINANCIAL ACCOUNT	:	:	:	:	:	:	:	:	:	:
998 NET ERRORS AND OMISSIONS	:	:	:	:	:	:	:	:	:	:

19.2.

Reporter: United Kingdom

Partner: Intra EUR15

	(in %)									
	1985	1986	1987	1988	1989	1990	1991	1992	1993	1994
	<b>Cover ratio</b>									
<b>100 GOODS</b>	:	:	:	73	74	84	97	93	93	93
<b>200 SERVICES</b>	:	:	:	74	76	80	83	84	88	79
<b>205 Transportation</b>	:	:	:	79	85	89	91	85	83	82
206 Sea transport	:	:	:	76	77	74	76	74	71	71
207 Passenger transport on sea	:	:	:	90	82	73	65	57	54	53
208 Freight transport on sea	:	:	:	62	66	59	63	59	58	61
209 Support. auxiliary and other services	:	:	:	106	100	123	125	141	129	114
210 Air transport	:	:	:	83	98	105	104	90	90	86
211 Passenger transport by air	:	:	:	94	115	126	120	113	105	112
212 Freight transport by air	:	:	:	166	205	233	222	270	261	256
213 Supporting, auxiliary and other services	:	:	:	61	66	71	78	57	63	54
214 Other transportation	:	:	:	80	83	102	115	120	123	121
<b>236 Travel</b>	:	:	:	43	46	49	50	48	51	45
<b>981 Other services</b>	:	:	:	124	120	124	131	148	162	148
245 Communications services	:	:	:	123	127	133	123	81	73	77
249 Construction services	:	:	:	130	127	104	114	137	177	98
253 Insurance services	:	:	:	252	129	113	109	110	172	64
260 Financial services	:	:	:	:	:	:	:	:	:	:
262 Computer and information services	:	:	:	:	:	:	:	191	188	343
266 Royalties and licence fees	:	:	:	123	123	151	201	331	279	278
268 Other business services	:	:	:	218	209	224	213	246	211	218
269 Merchenting and other trade-related serv.	:	:	:	:	:	:	:	:	:	:
270 Merchenting	:	:	:	:	:	:	:	:	:	:
271 Other trade related services	:	:	:	:	:	:	:	:	:	:
272 Operational leasing	:	:	:	61	58	51	38	17	20	19
273 Misc. business, prof. and technical serv.	:	:	:	212	210	225	222	270	222	227
274 Legal, account., man., cons. and pub. rel.	:	:	:	:	:	:	:	:	:	:
278 Adv., market res. and polling	:	:	:	:	:	:	:	:	:	:
279 Research and development	:	:	:	:	:	:	:	:	:	:
280 Architect., engin. and other technical	:	:	:	2 533	3 067	4 800	1 517	2 727	2 225	1 100
281 Agric., mining and on-site processing	:	:	:	53	26	27	24	33	31	47
284 Other	:	:	:	227	277	292	538	:	353	:
285 Serv. between affiliated enterprises, nie	:	:	:	123	123	148	185	207	171	166
287 Personal, cultural and recreational services	:	:	:	363	433	233	306	343	368	436
288 Audio-visual and related services	:	:	:	179	213	119	182	235	247	291
289 Other personal, cultural and recreational	:	:	:	:	:	:	:	:	:	:
291 Government services, n i e	:	:	:	10	4	5	7	11	12	11
<b>982 Services not allocated</b>	:	:	:	:	:	:	:	:	:	:
<b>300 INCOME</b>	:	:	:	99	99	92	95	96	96	98
310 Compensation of employees	:	:	:	145	144	143	143	142	173	116
320 Investment Income	:	:	:	98	99	92	95	96	96	97
<b>379 CURRENT TRANSFERS</b>	:	:	:	67	55	54	98	53	56	53
<b>993 CURRENT ACCOUNT</b>	:	:	:	:	:	:	:	90	91	90
<b>994 CAPITAL ACCOUNT</b>	:	:	:	:	:	:	:	:	:	:
<b>010 CURRENT + CAPITAL ACCOUNT</b>	:	:	:	77	78	84	95	:	:	:
<b>995 FINANCIAL ACCOUNT</b>	.	.	.	.	.	.	.	.	.	.
<b>998 NET ERRORS AND OMISSIONS</b>	.	.	.	.	.	.	.	.	.	.

## 19.3.

Reporter: United Kingdom

Partner: Extra EUR15

	(Mio ECU)									
	1985	1986	1987	1988	1989	1990	1991	1992	1993	1994
	<b>Credit</b>									
100 GOODS	:	:	:	54 203	61 062	60 232	57 687	57 773	67 088	74 847
200 SERVICES	:	:	:	28 040	29 832	29 745	28 607	30 900	31 817	34 150
205 Transportation	:	:	:	6 207	6 881	6 894	6 384	6 848	7 518	8 090
206 Sea transport	:	:	:	2 696	2 813	2 540	2 576	2 640	2 823	3 002
207 Passenger transport on sea	:	:	:	418	392	380	367	476	451	447
208 Freight transport on sea	:	:	:	1 702	1 818	1 573	1 606	1 474	1 642	1 791
209 Support. auxiliary and other services	:	:	:	575	603	587	603	690	729	763
210 Air transport	:	:	:	3 502	4 053	4 333	3 790	4 180	4 655	4 967
211 Passenger transport by air	:	:	:	2 062	2 397	2 568	2 272	2 554	2 915	3 138
212 Freight transport by air	:	:	:	417	471	469	387	399	417	482
213 Supporting, auxiliary and other services	:	:	:	1 023	1 185	1 296	1 131	1 227	1 323	1 347
214 Other transportation	:	:	:	9	15	21	17	28	40	121
236 Travel	:	:	:	5 954	6 470	6 887	5 949	6 604	7 291	8 189
981 Other services	:	:	:	15 880	16 482	15 965	16 275	17 447	17 008	17 871
245 Communications services	:	:	:	832	934	1 013	1 138	965	1 032	932
249 Construction services	:	:	:	0	0	0	0	0	0	0
253 Insurance services	:	:	:	2 235	1 123	307	1 177	1 167	1 703	1 045
260 Financial services	:	:	:	2 610	2 757	2 699	2 298	3 052	2 654	3 000
262 Computer and information services	:	:	:	:	:	:	:	338	481	799
266 Royalties and licence fees	:	:	:	1 306	1 478	1 451	1 679	2 066	2 071	2 301
268 Other business services	:	:	:	5 487	6 529	6 906	6 239	6 418	5 636	6 604
269 Merchanting and other trade-related serv.	:	:	:	327	196	249	292	306	303	371
270 Merchanting	:	:	:	140	68	56	-20	12	18	14
271 Other trade related services	:	:	:	187	128	193	312	294	285	357
272 Operational leasing	:	:	:	304	346	331	255	287	317	335
273 Misc. business, prof. and technical serv.	:	:	:	4 857	5 987	6 326	5 692	5 824	5 017	5 898
274 Legal, account., man., cons. and pub. rel.	:	:	:	442	575	657	616	625	596	655
278 Adv., market res. and polling	:	:	:	62	55	55	68	100	-31	43
279 Research and development	:	:	:	30	28	24	24	23	14	14
280 Architect., engin. and other technical	:	:	:	1 942	2 339	2 495	2 311	2 069	1 813	2 034
281 Agric., mining and on-site processing	:	:	:	275	287	301	399	513	450	632
284 Other	:	:	:	491	608	418	658	1 084	592	1 037
285 Serv. between affiliated enterprises, nie	:	:	:	1 615	2 096	2 376	1 615	1 410	1 582	1 485
287 Personal, cultural and recreational services	:	:	:	1 294	1 456	1 552	1 616	1 623	1 718	1 744
288 Audio-visual and related services	:	:	:	334	428	480	491	465	586	624
289 Other personal, cultural and recreational	:	:	:	960	1 028	1 072	1 126	1 158	1 132	1 120
291 Government services, n i e	:	:	:	2 115	2 206	2 037	2 127	1 818	1 714	1 446
982 Services not allocated	:	:	:	0	0	0	0	0	0	0
300 INCOME	:	:	:	52 777	68 587	66 471	65 403	56 068	49 726	50 334
310 Compensation of employees	:	:	:	462	448	445	477	477	474	181
320 Investment income	:	:	:	52 314	68 139	66 026	64 926	55 591	49 252	50 153
379 CURRENT TRANSFERS	:	:	:	1 782	1 796	1 796	4 475	595	565	587
993 CURRENT ACCOUNT	:	:	:	:	:	:	:	145 335	149 196	159 919
994 CAPITAL ACCOUNT	:	:	:	:	:	:	:	:	:	:
010 CURRENT + CAPITAL ACCOUNT	:	:	:	136 801	161 277	158 244	156 171	:	:	:
995 FINANCIAL ACCOUNT	:	:	:	:	:	:	:	:	:	:
998 NET ERRORS AND OMISSIONS	:	:	:	:	:	:	:	:	:	:

## 19.3.

Reporter: United Kingdom

Partner: Extra EUR15

	(Mio ECU)									
	1985	1986	1987	1988	1989	1990	1991	1992	1993	1994
	<b>Debit</b>									
<b>100 GOODS</b>	:	:	:	62 385	70 907	70 450	69 297	68 891	77 226	81 503
<b>200 SERVICES</b>	:	:	:	17 702	20 559	21 221	20 302	20 955	22 091	24 848
<b>205 Transportation</b>	:	:	:	7 033	7 355	7 067	6 543	6 791	6 977	7 880
206 Sea transport	:	:	:	2 387	2 477	2 173	2 097	2 074	2 185	2 402
207 Passenger transport on sea	:	:	:	14	16	17	19	23	23	23
208 Freight transport on sea	:	:	:	1 037	1 040	1 070	1 011	1 022	1 055	1 068
209 Support. auxiliary and other services	:	:	:	1 336	1 421	1 086	1 067	1 029	1 106	1 311
210 Air transport	:	:	:	4 574	4 805	4 844	4 419	4 702	4 772	5 447
211 Passenger transport by air	:	:	:	2 652	2 621	2 649	2 446	2 699	2 617	2 878
212 Freight transport by air	:	:	:	423	434	394	358	431	408	494
213 Supporting, auxiliary and other services	:	:	:	1 499	1 750	1 801	1 615	1 571	1 747	2 075
214 Other transportation	:	:	:	72	73	50	27	15	21	31
<b>236 Travel</b>	:	:	:	4 556	5 538	5 734	5 464	6 249	7 068	7 845
<b>981 Other services</b>	:	:	:	6 113	7 666	8 420	8 295	7 915	8 046	9 123
245 Communications services	:	:	:	992	1 099	1 143	1 399	1 002	1 127	1 094
249 Construction services	:	:	:	0	0	0	0	0	0	0
253 Insurance services	:	:	:	271	307	308	310	304	283	314
260 Financial services	:	:	:	0	0	0	0	0	0	0
262 Computer and information services	:	:	:	:	:	:	:	476	594	833
266 Royalties and licence fees	:	:	:	1 335	1 601	1 996	1 737	1 460	1 436	1 726
268 Other business services	:	:	:	1 872	2 616	2 854	2 596	2 730	2 655	2 948
269 Merchenting and other trade-related serv.	:	:	:	0	0	0	0	0	0	0
270 Merchenting	:	:	:	0	0	0	0	0	0	0
271 Other trade related services	:	:	:	0	0	0	0	0	0	0
272 Operational leasing	:	:	:	325	386	391	417	438	424	454
273 Misc. business, prof. and technical serv.	:	:	:	1 547	2 230	2 463	2 180	2 293	2 231	2 494
274 Legal, account., man., cons. and pub. rel.	:	:	:	0	0	0	0	0	0	0
278 Adv., market res. and polling	:	:	:	0	0	0	0	0	0	0
279 Research and development	:	:	:	0	0	0	0	0	0	0
280 Architect., engin. and other technical	:	:	:	199	437	459	488	317	371	291
281 Agric., mining and on-site processing	:	:	:	175	377	371	561	529	506	461
284 Other	:	:	:	-146	-111	168	104	228	74	444
285 Serv. between affiliated enterprises, nie	:	:	:	1 320	1 527	1 464	1 027	1 219	1 280	1 298
287 Personal, cultural and recreational services	:	:	:	354	454	490	546	538	609	608
288 Audio-visual and related services	:	:	:	354	454	490	546	538	609	608
289 Other personal, cultural and recreational	:	:	:	0	0	0	0	0	0	0
291 Government services, n i e	:	:	:	1 290	1 588	1 629	1 706	1 405	1 342	1 599
<b>982 Services not allocated</b>	:	:	:	0	0	0	0	0	0	0
<b>300 INCOME</b>	:	:	:	54 597	71 267	71 423	72 183	56 439	52 831	49 991
310 Compensation of employees	:	:	:	428	414	335	345	331	317	77
320 Investment Income	:	:	:	54 169	70 854	71 088	71 837	56 108	52 514	49 914
<b>379 CURRENT TRANSFERS</b>	:	:	:	5 150	5 376	5 360	6 315	5 171	4 830	5 002
<b>993 CURRENT ACCOUNT</b>	:	:	:	:	:	:	:	151 456	156 978	161 344
<b>994 CAPITAL ACCOUNT</b>	:	:	:	:	:	:	:	:	:	:
<b>010 CURRENT + CAPITAL ACCOUNT</b>	:	:	:	139 835	168 110	168 454	168 097	:	:	:
<b>995 FINANCIAL ACCOUNT</b>	:	:	:	:	:	:	:	:	:	:
<b>998 NET ERRORS AND OMISSIONS</b>	:	:	:	:	:	:	:	:	:	:

## 19.3.

Reporter: United Kingdom

Partner: Extra EUR15

(Mio ECU)

	1985	1986	1987	1988	1989	1990	1991	1992	1993	1994
	<b>Net</b>									
100 GOODS	:	:	:	-8 183	-9 846	-10 218	-11 610	-11 118	-10 137	-6 655
200 SERVICES	:	:	:	10 338	9 274	8 523	8 305	9 944	9 726	9 302
205 Transportation	:	:	:	-826	-474	-174	-160	57	541	210
206 Sea transport	:	:	:	309	336	367	479	565	638	599
207 Passenger transport on sea	:	:	:	405	376	363	348	453	428	424
208 Freight transport on sea	:	:	:	665	778	503	595	451	587	723
209 Support. auxiliary and other services	:	:	:	-762	-818	-499	-464	-339	-377	-548
210 Air transport	:	:	:	-1 072	-752	-511	-629	-522	-117	-479
211 Passenger transport by air	:	:	:	-590	-224	-81	-174	-145	299	260
212 Freight transport by air	:	:	:	-6	37	76	29	-33	9	-12
213 Supporting, auxiliary and other services	:	:	:	-476	-564	-506	-484	-344	-424	-728
214 Other transportation	:	:	:	-63	-58	-29	-10	14	19	90
236 Travel	:	:	:	1 398	931	1 153	485	355	223	344
981 Other services	:	:	:	9 767	8 816	7 544	7 980	9 532	8 962	8 748
245 Communications services	:	:	:	-160	-165	-130	-261	-37	-95	-162
249 Construction services	:	:	:	0	0	0	0	0	0	0
253 Insurance services	:	:	:	1 964	815	-1	867	864	1 419	731
260 Financial services	:	:	:	2 610	2 757	2 699	2 298	3 052	2 654	3 000
262 Computer and information services	:	:	:	:	:	:	:	-138	-113	-34
266 Royalties and licence fees	:	:	:	-29	-123	-545	-58	606	635	575
268 Other business services	:	:	:	3 615	3 913	4 052	3 643	3 687	2 981	3 656
269 Merchanting and other trade-related serv.	:	:	:	327	196	249	292	306	303	371
270 Merchanting	:	:	:	140	68	56	-20	12	18	14
271 Other trade related services	:	:	:	187	128	193	312	294	285	357
272 Operational leasing	:	:	:	-21	-40	-60	-161	-150	-108	-119
273 Misc. business, prof. and technical serv.	:	:	:	3 310	3 757	3 863	3 512	3 531	2 786	3 404
274 Legal, account., man., cons. and pub. rel.	:	:	:	442	575	657	616	625	596	655
278 Adv., market res. and polling	:	:	:	62	55	55	68	100	-31	43
279 Research and development	:	:	:	30	28	24	24	23	14	14
280 Architect., engin. and other technical	:	:	:	1 743	1 903	2 035	1 823	1 752	1 442	1 742
281 Agric., mining and on-site processing	:	:	:	101	-91	-70	-161	-16	-56	170
284 Other	:	:	:	637	719	250	554	856	518	593
285 Serv. between affiliated enterprises, nie	:	:	:	295	569	912	588	191	303	187
287 Personal, cultural and recreational services	:	:	:	941	1 001	1 062	1 070	1 085	1 109	1 135
288 Audio-visual and related services	:	:	:	-20	-27	-10	-56	-73	-23	15
289 Other personal, cultural and recreational	:	:	:	960	1 028	1 072	1 126	1 158	1 132	1 120
291 Government services, n i e	:	:	:	825	618	408	421	414	372	-153
982 Services not allocated	:	:	:	0	0	0	0	0	0	0
300 INCOME	:	:	:	-1 820	-2 681	-4 952	-6 780	-371	-3 105	343
310 Compensation of employees	:	:	:	34	34	110	131	146	158	105
320 Investment Income	:	:	:	-1 855	-2 715	-5 062	-6 911	-517	-3 263	239
379 CURRENT TRANSFERS	:	:	:	-3 368	-3 581	-3 564	-1 840	-4 576	-4 265	-4 415
993 CURRENT ACCOUNT	:	:	:	:	:	:	:	-6 120	-7 782	-1 425
994 CAPITAL ACCOUNT	:	:	:	:	:	:	:	:	:	:
010 CURRENT + CAPITAL ACCOUNT	:	:	:	-3 033	-6 833	-10 210	-11 925	:	:	:
995 FINANCIAL ACCOUNT	:	:	:	:	:	:	:	:	:	:
998 NET ERRORS AND OMISSIONS	:	:	:	:	:	:	:	:	:	:

19.3.

Reporter: United Kingdom

Partner: Extra EUR15

	(in %)									
	1985	1986	1987	1988	1989	1990	1991	1992	1993	1994
	<b>Cover ratio</b>									
<b>100 GOODS</b>	:	:	:	87	86	85	83	84	87	92
<b>200 SERVICES</b>	:	:	:	158	145	140	141	147	144	137
<b>205 Transportation</b>	:	:	:	88	94	98	98	101	108	103
206 Sea transport	:	:	:	113	114	117	123	127	129	125
207 Passenger transport on sea	:	:	:	3 089	2 400	2 258	1 977	2 065	1 956	1 928
208 Freight transport on sea	:	:	:	164	175	147	159	144	156	168
209 Support. auxiliary and other services	:	:	:	43	42	54	57	67	66	58
210 Air transport	:	:	:	77	84	89	86	89	98	91
211 Passenger transport by air	:	:	:	78	91	97	93	95	111	109
212 Freight transport by air	:	:	:	99	109	119	108	92	102	98
213 Supporting, auxiliary and other services	:	:	:	68	68	72	70	78	76	65
214 Other transportation	:	:	:	13	20	42	63	191	194	392
<b>236 Travel</b>	:	:	:	131	117	120	109	106	103	104
<b>981 Other services</b>	:	:	:	260	215	190	196	220	211	196
245 Communications services	:	:	:	84	85	89	81	96	92	85
249 Construction services	:	:	:	:	:	:	:	:	:	:
253 Insurance services	:	:	:	825	365	100	380	384	601	332
260 Financial services	:	:	:	:	:	:	:	:	:	:
262 Computer and information services	:	:	:	:	:	:	:	71	81	96
266 Royalties and licence fees	:	:	:	98	92	73	97	142	144	133
268 Other business services	:	:	:	293	250	242	240	235	212	224
269 Merchenting and other trade-related serv.	:	:	:	:	:	:	:	:	:	:
270 Merchenting	:	:	:	:	:	:	:	:	:	:
271 Other trade related services	:	:	:	:	:	:	:	:	:	:
272 Operational leasing	:	:	:	94	90	85	61	66	75	74
273 Misc. business, prof. and technical serv.	:	:	:	314	269	257	261	254	225	236
274 Legal, account., man., cons. and pub. rel.	:	:	:	:	:	:	:	:	:	:
278 Adv., market res. and polling	:	:	:	:	:	:	:	:	:	:
279 Research and development	:	:	:	:	:	:	:	:	:	:
280 Architect., engin. and other technical	:	:	:	977	536	543	474	652	489	698
281 Agric., mining and on-site processing	:	:	:	158	76	81	71	97	89	137
284 Other	:	:	:	:	:	249	633	476	797	233
285 Serv. between affiliated enterprises, nie	:	:	:	122	137	162	157	116	124	114
287 Personal, cultural and recreational services	:	:	:	366	320	317	296	302	282	287
288 Audio-visual and related services	:	:	:	94	94	98	90	86	96	103
289 Other personal, cultural and recreational	:	:	:	:	:	:	:	:	:	:
291 Government services, n i e	:	:	:	164	139	125	125	129	128	90
<b>982 Services not allocated</b>	:	:	:	:	:	:	:	:	:	:
<b>300 INCOME</b>	:	:	:	97	96	93	91	99	94	101
310 Compensation of employees	:	:	:	108	108	133	138	144	150	236
320 Investment Income	:	:	:	97	96	93	90	99	94	100
<b>379 CURRENT TRANSFERS</b>	:	:	:	35	33	34	71	12	12	12
<b>993 CURRENT ACCOUNT</b>	:	:	:	:	:	:	:	96	95	99
<b>994 CAPITAL ACCOUNT</b>	:	:	:	:	:	:	:	:	:	:
<b>010 CURRENT + CAPITAL ACCOUNT</b>	:	:	:	98	96	94	93	:	:	:
<b>995 FINANCIAL ACCOUNT</b>	.	.	.	.	.	.	.	.	.	.
<b>998 NET ERRORS AND OMISSIONS</b>	.	.	.	.	.	.	.	.	.	.

## 19.4.

Reporter: United Kingdom

Partner: Intra EUR12

(Mio ECU)

	1985	1986	1987	1988	1989	1990	1991	1992	1993	1994
	<b>Credit</b>									
<b>100 GOODS</b>	<b>64 347</b>	<b>51 709</b>	<b>55 055</b>	<b>61 394</b>	<b>69 998</b>	<b>75 997</b>	<b>84 073</b>	<b>82 121</b>	<b>82 264</b>	<b>91 184</b>
<b>200 SERVICES</b>	<b>9 312</b>	<b>9 408</b>	<b>10 318</b>	<b>10 754</b>	<b>11 895</b>	<b>12 558</b>	<b>13 846</b>	<b>14 358</b>	<b>15 643</b>	<b>15 500</b>
<b>205 Transportation</b>	<b>2 944</b>	<b>3 154</b>	<b>3 279</b>	<b>3 042</b>	<b>3 417</b>	<b>3 589</b>	<b>3 752</b>	<b>3 860</b>	<b>3 923</b>	<b>4 151</b>
206 Sea transport	1 027	1 158	1 130	1 628	1 751	1 653	1 668	1 649	1 706	1 815
207 Passenger transport on sea	336	457	399	253	260	263	252	294	279	277
208 Freight transport on sea	691	701	731	895	965	857	867	800	863	947
209 Support. auxiliary and other services	:	:	:	480	526	532	548	555	564	590
210 Air transport	644	685	751	1 127	1 317	1 528	1 612	1 703	1 691	1 799
211 Passenger transport by air	530	579	639	680	832	946	913	1 033	971	1 050
212 Freight transport by air	114	106	112	128	159	165	151	132	141	152
213 Supporting, auxiliary and other services	:	:	:	319	327	417	548	538	579	597
214 Other transportation	1 273	1 310	1 399	286	349	408	472	508	526	537
<b>236 Travel</b>	<b>2 348</b>	<b>2 380</b>	<b>2 710</b>	<b>3 037</b>	<b>3 374</b>	<b>3 553</b>	<b>3 854</b>	<b>3 891</b>	<b>4 310</b>	<b>4 423</b>
<b>981 Other services</b>	<b>2 748</b>	<b>2 731</b>	<b>2 922</b>	<b>4 675</b>	<b>5 103</b>	<b>5 417</b>	<b>6 239</b>	<b>6 607</b>	<b>7 409</b>	<b>6 926</b>
245 Communications services	202	185	183	197	223	241	271	217	278	316
249 Construction services	58	52	43	418	559	657	762	690	853	679
253 Insurance services	411	441	451	482	288	280	270	267	387	152
260 Financial services	700	731	955	1 069	1 352	1 391	1 355	1 083	1 215	969
262 Computer and information services	:	:	:	:	:	:	:	407	395	338
266 Royalties and licence fees	239	232	176	357	413	492	499	578	723	768
268 Other business services	973	931	935	1 651	1 819	1 905	2 447	2 653	2 823	2 874
269 Merchanting and other trade-related serv.	312	241	200	277	272	340	277	290	283	348
270 Merchanting	177	125	87	77	74	60	49	27	38	52
271 Other trade related services	136	116	114	200	198	280	228	263	245	296
272 Operational leasing	:	:	:	48	56	52	41	38	44	45
273 Misc. business, prof. and technical serv.	661	690	735	1 326	1 490	1 512	2 128	2 325	2 496	2 481
274 Legal, account., man., cons. and pub. rel.	:	:	:	105	120	123	221	233	197	272
278 Adv., market res. and polling	63	57	67	71	62	62	83	108	172	88
279 Research and development	:	:	:	9	10	13	13	12	18	19
280 Architect., engin. and other technical	:	:	:	185	221	230	223	393	329	206
281 Agric., mining and on-site processing	:	:	:	0	0	0	0	0	0	0
284 Other	:	:	:	611	708	616	224	58	277	148
285 Serv. between affiliated enterprises, nie	:	:	:	345	368	469	1 365	1 520	1 503	1 748
287 Personal, cultural and recreational services	70	76	87	275	349	353	491	496	542	660
288 Audio-visual and related services	:	:	:	125	157	164	281	334	354	428
289 Other personal, cultural and recreational	:	:	:	151	192	189	210	163	188	232
291 Government services, n i e	95	83	92	227	101	98	146	216	192	170
<b>982 Services not allocated</b>	<b>1 272</b>	<b>1 144</b>	<b>1 408</b>	<b>0</b>	<b>0</b>	<b>0</b>	<b>0</b>	<b>0</b>	<b>0</b>	<b>0</b>
<b>300 INCOME</b>	<b>22 287</b>	<b>17 429</b>	<b>14 900</b>	<b>18 189</b>	<b>25 253</b>	<b>29 182</b>	<b>31 985</b>	<b>27 668</b>	<b>29 380</b>	<b>29 232</b>
310 Compensation of employees	:	:	:	158	175	184	210	223	198	275
320 Investment Income	22 287	17 429	14 900	18 031	25 079	28 998	31 776	27 445	29 182	28 957
<b>379 CURRENT TRANSFERS</b>	<b>3 545</b>	<b>3 933</b>	<b>3 926</b>	<b>3 909</b>	<b>3 911</b>	<b>3 779</b>	<b>5 145</b>	<b>4 500</b>	<b>5 064</b>	<b>4 867</b>
<b>993 CURRENT ACCOUNT</b>	<b>:</b>	<b>:</b>	<b>:</b>	<b>:</b>	<b>:</b>	<b>:</b>	<b>:</b>	<b>128 647</b>	<b>132 351</b>	<b>140 784</b>
<b>994 CAPITAL ACCOUNT</b>	<b>:</b>	<b>:</b>	<b>:</b>	<b>:</b>	<b>:</b>	<b>:</b>	<b>:</b>	<b>:</b>	<b>:</b>	<b>:</b>
<b>010 CURRENT + CAPITAL ACCOUNT</b>	<b>99 913</b>	<b>82 877</b>	<b>84 458</b>	<b>94 246</b>	<b>111 057</b>	<b>121 517</b>	<b>135 049</b>	<b>:</b>	<b>:</b>	<b>:</b>
<b>995 FINANCIAL ACCOUNT</b>	<b>:</b>	<b>:</b>	<b>:</b>	<b>:</b>	<b>:</b>	<b>:</b>	<b>:</b>	<b>:</b>	<b>:</b>	<b>:</b>
<b>998 NET ERRORS AND OMISSIONS</b>	<b>:</b>	<b>:</b>	<b>:</b>	<b>:</b>	<b>:</b>	<b>:</b>	<b>:</b>	<b>:</b>	<b>:</b>	<b>:</b>



19.4.

Reporter: United Kingdom

Partner: Intra EUR12

	(Mio ECU)									
	1985	1986	1987	1988	1989	1990	1991	1992	1993	1994
	<b>Debit</b>									
<b>100 GOODS</b>	<b>68 695</b>	<b>64 900</b>	<b>68 867</b>	<b>82 165</b>	<b>92 961</b>	<b>89 958</b>	<b>85 325</b>	<b>86 796</b>	<b>87 381</b>	<b>96 026</b>
<b>200 SERVICES</b>	<b>11 936</b>	<b>12 353</b>	<b>12 816</b>	<b>15 250</b>	<b>16 507</b>	<b>16 363</b>	<b>17 253</b>	<b>17 766</b>	<b>18 074</b>	<b>20 282</b>
<b>205 Transportation</b>	<b>3 903</b>	<b>3 248</b>	<b>3 155</b>	<b>3 985</b>	<b>4 162</b>	<b>4 203</b>	<b>4 275</b>	<b>4 526</b>	<b>4 671</b>	<b>5 037</b>
206 Sea transport	1 564	1 471	1 332	2 134	2 271	2 198	2 175	2 186	2 327	2 484
207 Passenger transport on sea	267	237	255	352	394	444	478	476	482	481
208 Freight transport on sea	1 297	1 234	1 077	1 263	1 277	1 259	1 197	1 245	1 353	1 422
209 Support. auxiliary and other services	:	:	:	519	600	494	501	465	492	581
210 Air transport	314	290	349	1 558	1 525	1 632	1 703	1 906	1 931	2 128
211 Passenger transport by air	275	253	308	783	774	796	806	907	944	945
212 Freight transport by air	39	37	41	71	70	63	61	56	58	63
213 Supporting, auxiliary and other services	:	:	:	704	682	773	836	944	930	1 120
214 Other transportation	2 026	1 486	1 473	293	365	373	397	434	413	425
<b>236 Travel</b>	<b>5 104</b>	<b>5 751</b>	<b>6 328</b>	<b>7 304</b>	<b>7 919</b>	<b>7 674</b>	<b>8 134</b>	<b>8 638</b>	<b>8 792</b>	<b>10 387</b>
<b>981 Other services</b>	<b>3 100</b>	<b>3 103</b>	<b>3 024</b>	<b>3 960</b>	<b>4 427</b>	<b>4 487</b>	<b>4 844</b>	<b>4 603</b>	<b>4 611</b>	<b>4 859</b>
245 Communications services	151	141	139	151	166	174	213	270	392	415
249 Construction services	0	0	0	320	438	632	664	500	475	690
253 Insurance services	171	170	170	214	242	242	243	239	223	245
260 Financial services	0	0	0	0	0	0	0	0	0	0
262 Computer and information services	:	:	:	:	:	:	:	129	117	102
266 Royalties and licence fees	139	140	179	206	232	181	123	165	251	260
268 Other business services	822	774	529	751	857	834	1 145	1 113	1 360	1 345
269 Merchanting and other trade-related serv.	0	0	0	0	0	0	0	0	0	0
270 Merchanting	0	0	0	0	0	0	0	0	0	0
271 Other trade related services	0	0	0	0	0	0	0	0	0	0
272 Operational leasing	:	:	:	134	157	171	183	199	191	205
273 Misc. business, prof. and technical serv.	822	774	529	617	700	664	963	914	1 169	1 140
274 Legal, account., man., cons. and pub. rel.	:	:	:	0	0	0	0	0	0	0
278 Adv., market res. and polling	0	0	0	0	0	0	0	0	0	0
279 Research and development	:	:	:	0	0	0	0	0	0	0
280 Architect., engin. and other technical	:	:	:	9	9	6	17	15	15	19
281 Agric., mining and on-site processing	:	:	:	62	132	130	194	184	176	161
284 Other	:	:	:	298	281	232	50	-33	90	-96
285 Serv. between affiliated enterprises, nie	:	:	:	248	278	296	702	747	887	1 056
287 Personal, cultural and recreational services	81	68	94	83	85	167	171	153	159	161
288 Audio-visual and related services	:	:	:	83	85	167	171	153	159	161
289 Other personal, cultural and recreational	:	:	:	:	:	:	:	:	:	:
291 Government services, n i e	1 735	1 809	1 913	2 236	2 406	2 257	2 285	2 034	1 635	1 641
<b>982 Services not allocated</b>	<b>-172</b>	<b>251</b>	<b>311</b>	<b>0</b>	<b>0</b>	<b>0</b>	<b>0</b>	<b>0</b>	<b>0</b>	<b>0</b>
<b>300 INCOME</b>	<b>17 924</b>	<b>15 120</b>	<b>15 328</b>	<b>19 006</b>	<b>26 332</b>	<b>33 253</b>	<b>35 146</b>	<b>30 359</b>	<b>31 914</b>	<b>30 616</b>
310 Compensation of employees	:	:	:	109	120	127	144	153	111	233
320 Investment Income	17 924	15 120	15 328	18 898	26 212	33 127	35 002	30 206	31 803	30 383
<b>379 CURRENT TRANSFERS</b>	<b>6 751</b>	<b>4 643</b>	<b>6 239</b>	<b>5 880</b>	<b>7 174</b>	<b>7 116</b>	<b>5 324</b>	<b>8 576</b>	<b>9 102</b>	<b>9 226</b>
<b>993 CURRENT ACCOUNT</b>	<b>:</b>	<b>:</b>	<b>:</b>	<b>:</b>	<b>:</b>	<b>:</b>	<b>:</b>	<b>143 498</b>	<b>146 471</b>	<b>156 151</b>
<b>994 CAPITAL ACCOUNT</b>	<b>:</b>	<b>:</b>	<b>:</b>	<b>:</b>	<b>:</b>	<b>:</b>	<b>:</b>	<b>:</b>	<b>:</b>	<b>:</b>
<b>010 CURRENT + CAPITAL ACCOUNT</b>	<b>105 734</b>	<b>97 406</b>	<b>103 553</b>	<b>122 301</b>	<b>142 974</b>	<b>146 691</b>	<b>143 048</b>	<b>:</b>	<b>:</b>	<b>:</b>
<b>995 FINANCIAL ACCOUNT</b>	<b>:</b>	<b>:</b>	<b>:</b>	<b>:</b>	<b>:</b>	<b>:</b>	<b>:</b>	<b>:</b>	<b>:</b>	<b>:</b>
<b>998 NET ERRORS AND OMISSIONS</b>	<b>:</b>	<b>:</b>	<b>:</b>	<b>:</b>	<b>:</b>	<b>:</b>	<b>:</b>	<b>:</b>	<b>:</b>	<b>:</b>

## 19.4.

Reporter: United Kingdom

Partner: Intra EUR12

(Mio ECU)

	1985	1986	1987	1988	1989	1990	1991	1992	1993	1994
	<b>Net</b>									
<b>100 GOODS</b>	<b>-4 348</b>	<b>-13 191</b>	<b>-13 813</b>	<b>-20 771</b>	<b>-22 963</b>	<b>-13 961</b>	<b>-1 252</b>	<b>-4 675</b>	<b>-5 117</b>	<b>-4 842</b>
<b>200 SERVICES</b>	<b>-2 624</b>	<b>-2 944</b>	<b>-2 499</b>	<b>-4 495</b>	<b>-4 613</b>	<b>-3 805</b>	<b>-3 407</b>	<b>-3 408</b>	<b>-2 431</b>	<b>-4 782</b>
<b>205 Transportation</b>	<b>-959</b>	<b>-94</b>	<b>125</b>	<b>-944</b>	<b>-744</b>	<b>-614</b>	<b>-524</b>	<b>-666</b>	<b>-747</b>	<b>-885</b>
206 Sea transport	-536	-313	-203	-506	-520	-545	-508	-537	-621	-669
207 Passenger transport on sea	70	220	143	-99	-134	-181	-225	-182	-203	-204
208 Freight transport on sea	-606	-533	-346	-367	-312	-402	-330	-445	-490	-474
209 Support. auxiliary and other services	:	:	:	-39	-74	38	47	89	72	9
210 Air transport	330	394	402	-430	-208	-104	-91	-203	-240	-329
211 Passenger transport by air	255	326	331	-102	58	150	107	126	27	106
212 Freight transport by air	75	68	71	57	89	102	90	76	83	89
213 Supporting, auxiliary and other services	:	:	:	-385	-355	-356	-288	-405	-350	-523
214 Other transportation	-752	-176	-74	-8	-16	35	76	75	113	112
<b>236 Travel</b>	<b>-2 756</b>	<b>-3 371</b>	<b>-3 618</b>	<b>-4 267</b>	<b>-4 545</b>	<b>-4 121</b>	<b>-4 280</b>	<b>-4 747</b>	<b>-4 482</b>	<b>-5 963</b>
<b>981 Other services</b>	<b>-353</b>	<b>-372</b>	<b>-102</b>	<b>715</b>	<b>676</b>	<b>930</b>	<b>1 396</b>	<b>2 004</b>	<b>2 798</b>	<b>2 067</b>
245 Communications services	51	43	44	47	56	67	58	-53	-114	-99
249 Construction services	58	52	43	98	120	25	97	190	379	-11
253 Insurance services	239	271	281	268	46	38	27	28	164	-93
260 Financial services	700	731	955	1 069	1 352	1 391	1 355	1 083	1 215	969
262 Computer and information services	:	:	:	:	:	:	:	278	278	236
266 Royalties and licence fees	100	92	-3	151	181	311	377	412	472	508
268 Other business services	151	157	406	900	961	1 070	1 301	1 540	1 463	1 529
269 Merchunting and other trade-related serv.	312	241	200	277	272	340	277	290	283	348
270 Merchunting	177	125	87	77	74	60	49	27	38	52
271 Other trade related services	136	116	114	200	198	280	228	263	245	296
272 Operational leasing	:	:	:	-86	-101	-119	-141	-161	-147	-160
273 Misc. business, prof. and technical serv.	-161	-84	206	709	790	849	1 166	1 411	1 327	1 341
274 Legal, account., man., cons. and pub. rel.	:	:	:	105	120	123	221	233	197	272
278 Adv., market res. and polling	63	57	67	71	62	62	83	108	172	88
279 Research and development	:	:	:	9	10	13	13	12	18	19
280 Architect., engin. and other technical	:	:	:	176	212	224	205	378	314	187
281 Agric., mining and on-site processing	:	:	:	-62	-132	-130	-194	-184	-176	-161
284 Other	:	:	:	313	427	384	174	91	186	244
285 Serv. between affiliated enterprises, nie	:	:	:	96	91	174	663	773	615	692
287 Personal, cultural and recreational services	-12	7	-7	193	264	186	320	343	383	499
288 Audio-visual and related services	:	:	:	42	73	-3	110	180	195	267
289 Other personal, cultural and recreational	:	:	:	151	192	189	210	163	188	232
291 Government services, n i e	-1 640	-1 726	-1 821	-2 009	-2 305	-2 159	-2 140	-1 818	-1 442	-1 471
<b>982 Services not allocated</b>	<b>1 444</b>	<b>893</b>	<b>1 097</b>	<b>0</b>	<b>0</b>	<b>0</b>	<b>0</b>	<b>0</b>	<b>0</b>	<b>0</b>
<b>300 INCOME</b>	<b>4 363</b>	<b>2 309</b>	<b>-428</b>	<b>-817</b>	<b>-1 079</b>	<b>-4 072</b>	<b>-3 161</b>	<b>-2 691</b>	<b>-2 534</b>	<b>-1 384</b>
310 Compensation of employees	:	:	:	50	55	58	65	69	87	42
320 Investment Income	4 363	2 309	-428	-867	-1 134	-4 129	-3 226	-2 761	-2 621	-1 426
<b>379 CURRENT TRANSFERS</b>	<b>-3 206</b>	<b>-710</b>	<b>-2 313</b>	<b>-1 972</b>	<b>-3 263</b>	<b>-3 337</b>	<b>-178</b>	<b>-4 076</b>	<b>-4 038</b>	<b>-4 359</b>
<b>993 CURRENT ACCOUNT</b>	<b>:</b>	<b>:</b>	<b>:</b>	<b>:</b>	<b>:</b>	<b>:</b>	<b>:</b>	<b>-14 851</b>	<b>-14 120</b>	<b>-15 367</b>
<b>994 CAPITAL ACCOUNT</b>	<b>:</b>	<b>:</b>	<b>:</b>	<b>:</b>	<b>:</b>	<b>:</b>	<b>:</b>	<b>:</b>	<b>:</b>	<b>:</b>
<b>010 CURRENT + CAPITAL ACCOUNT</b>	<b>-5 820</b>	<b>-14 529</b>	<b>-19 095</b>	<b>-28 055</b>	<b>-31 918</b>	<b>-25 174</b>	<b>-7 999</b>	<b>:</b>	<b>:</b>	<b>:</b>
<b>995 FINANCIAL ACCOUNT</b>	<b>:</b>	<b>:</b>	<b>:</b>	<b>:</b>	<b>:</b>	<b>:</b>	<b>:</b>	<b>:</b>	<b>:</b>	<b>:</b>
<b>998 NET ERRORS AND OMISSIONS</b>	<b>:</b>	<b>:</b>	<b>:</b>	<b>:</b>	<b>:</b>	<b>:</b>	<b>:</b>	<b>:</b>	<b>:</b>	<b>:</b>

19.4.

Reporter: United Kingdom

Partner: Intra EUR12

	(in %)									
	1985	1986	1987	1988	1989	1990	1991	1992	1993	1994
	<b>Cover ratio</b>									
<b>100 GOODS</b>	<b>94</b>	<b>80</b>	<b>80</b>	<b>75</b>	<b>75</b>	<b>84</b>	<b>99</b>	<b>95</b>	<b>94</b>	<b>95</b>
<b>200 SERVICES</b>	<b>78</b>	<b>76</b>	<b>81</b>	<b>71</b>	<b>72</b>	<b>77</b>	<b>80</b>	<b>81</b>	<b>87</b>	<b>76</b>
<b>205 Transportation</b>	<b>75</b>	<b>97</b>	<b>104</b>	<b>76</b>	<b>82</b>	<b>85</b>	<b>88</b>	<b>85</b>	<b>84</b>	<b>82</b>
206 Sea transport	66	79	85	76	77	75	77	75	73	73
207 Passenger transport on sea	126	193	156	72	66	59	53	62	58	58
208 Freight transport on sea	53	57	68	71	76	68	72	64	64	67
209 Support. auxiliary and other services	:	:	:	92	88	108	109	119	115	102
210 Air transport	205	236	215	72	86	94	95	89	88	85
211 Passenger transport by air	193	229	207	87	107	119	113	114	103	111
212 Freight transport by air	292	286	273	181	228	262	247	237	244	241
213 Supporting, auxiliary and other services	:	:	:	45	48	54	66	57	62	53
214 Other transportation	63	88	95	97	96	109	119	117	127	126
<b>236 Travel</b>	<b>46</b>	<b>41</b>	<b>43</b>	<b>42</b>	<b>43</b>	<b>46</b>	<b>47</b>	<b>45</b>	<b>49</b>	<b>43</b>
<b>981 Other services</b>	<b>89</b>	<b>88</b>	<b>97</b>	<b>118</b>	<b>115</b>	<b>121</b>	<b>129</b>	<b>144</b>	<b>161</b>	<b>143</b>
245 Communications services	134	131	132	131	134	139	128	80	71	76
249 Construction services	:	:	:	131	127	104	115	138	180	98
253 Insurance services	240	259	265	225	119	116	111	112	174	62
260 Financial services	:	:	:	:	:	:	:	:	:	:
262 Computer and information services	:	:	:	:	:	:	:	316	338	332
266 Royalties and licence fees	172	166	98	173	178	272	407	349	288	295
268 Other business services	118	120	177	220	212	228	214	238	208	214
269 Merchanting and other trade-related serv.	:	:	:	:	:	:	:	:	:	:
270 Merchanting	:	:	:	:	:	:	:	:	:	:
271 Other trade related services	:	:	:	:	:	:	:	:	:	:
272 Operational leasing	:	:	:	36	36	30	23	19	23	22
273 Misc. business, prof. and technical serv.	80	89	139	215	213	228	221	254	214	218
274 Legal, account., man., cons. and pub. rel.	:	:	:	:	:	:	:	:	:	:
278 Adv., market res. and polling	:	:	:	:	:	:	:	:	:	:
279 Research and development	:	:	:	:	:	:	:	:	:	:
280 Architect., engin. and other technical	:	:	:	2 050	2 483	4 100	1 300	2 636	2 142	1 067
281 Agric., mining and on-site processing	:	:	:	0	0	0	0	0	0	0
284 Other	:	:	:	205	252	265	450	:	306	:
285 Serv. between affiliated enterprises, nie	:	:	:	139	133	159	195	203	169	166
287 Personal, cultural and recreational services	86	112	93	333	412	212	287	324	341	410
288 Audio-visual and related services	:	:	:	151	186	98	164	218	223	266
289 Other personal, cultural and recreational	:	:	:	:	:	:	:	:	:	:
291 Government services, n i e	5	5	5	10	4	4	6	11	12	10
<b>982 Services not allocated</b>	<b>-</b>	<b>456</b>	<b>453</b>	<b>:</b>	<b>:</b>	<b>:</b>	<b>:</b>	<b>:</b>	<b>:</b>	<b>:</b>
<b>300 INCOME</b>	<b>124</b>	<b>115</b>	<b>97</b>	<b>96</b>	<b>96</b>	<b>88</b>	<b>91</b>	<b>91</b>	<b>92</b>	<b>95</b>
310 Compensation of employees	:	:	:	146	146	145	145	145	178	118
320 Investment income	124	115	97	95	96	88	91	91	92	95
<b>379 CURRENT TRANSFERS</b>	<b>53</b>	<b>85</b>	<b>63</b>	<b>66</b>	<b>55</b>	<b>53</b>	<b>97</b>	<b>52</b>	<b>56</b>	<b>53</b>
<b>993 CURRENT ACCOUNT</b>	<b>:</b>	<b>:</b>	<b>:</b>	<b>:</b>	<b>:</b>	<b>:</b>	<b>:</b>	<b>90</b>	<b>90</b>	<b>90</b>
<b>994 CAPITAL ACCOUNT</b>	<b>:</b>	<b>:</b>	<b>:</b>	<b>:</b>	<b>:</b>	<b>:</b>	<b>:</b>	<b>:</b>	<b>:</b>	<b>:</b>
<b>010 CURRENT + CAPITAL ACCOUNT</b>	<b>94</b>	<b>85</b>	<b>82</b>	<b>77</b>	<b>78</b>	<b>83</b>	<b>94</b>	<b>:</b>	<b>:</b>	<b>:</b>
<b>995 FINANCIAL ACCOUNT</b>	<b>.</b>	<b>.</b>	<b>.</b>	<b>.</b>	<b>.</b>	<b>.</b>	<b>.</b>	<b>.</b>	<b>.</b>	<b>.</b>
<b>998 NET ERRORS AND OMISSIONS</b>	<b>.</b>	<b>.</b>	<b>.</b>	<b>.</b>	<b>.</b>	<b>.</b>	<b>.</b>	<b>.</b>	<b>.</b>	<b>.</b>

## 19.5.

Reporter: United Kingdom

Partner: Extra EUR12

	(Mio ECU)									
	1985	1986	1987	1988	1989	1990	1991	1992	1993	1994
	<b>Credit</b>									
100 GOODS	68 071	56 440	57 251	59 530	66 870	66 494	63 447	63 417	73 391	82 117
200 SERVICES	30 641	27 403	27 613	29 581	31 618	31 538	30 209	32 381	33 241	35 583
205 Transportation	7 148	5 130	5 333	6 741	7 478	7 516	6 957	7 274	7 903	8 506
206 Sea transport	2 438	1 775	1 764	2 897	3 019	2 734	2 773	2 804	2 950	3 140
207 Passenger transport on sea	511	308	268	492	462	447	431	500	474	470
208 Freight transport on sea	1 927	1 467	1 496	1 741	1 861	1 610	1 645	1 506	1 664	1 820
209 Support, auxiliary and other services	:	:	:	664	697	678	698	797	812	849
210 Air transport	2 834	2 256	2 465	3 827	4 429	4 739	4 150	4 415	4 905	5 234
211 Passenger transport by air	2 440	1 882	2 073	2 227	2 590	2 775	2 458	2 714	3 085	3 321
212 Freight transport by air	394	374	392	436	492	490	407	428	440	508
213 Supporting, auxiliary and other services	:	:	:	1 163	1 347	1 474	1 285	1 272	1 381	1 405
214 Other transportation	1 876	1 099	1 105	17	30	42	34	56	47	133
236 Travel	6 892	5 889	6 172	6 270	6 940	7 353	6 371	7 058	7 709	8 629
981 Other services	15 200	14 864	15 011	16 569	17 200	16 669	16 881	18 049	17 630	18 448
245 Communications services	863	765	779	844	948	1 030	1 157	979	1 067	963
249 Construction services	1 110	907	722	14	16	19	17	14	18	8
253 Insurance services	3 321	4 277	3 828	2 327	1 170	319	1 191	1 181	1 724	1 059
260 Financial services	1 555	1 797	2 481	2 733	2 886	2 827	2 405	3 189	2 789	3 127
262 Computer and information services	:	:	:	:	:	:	:	433	618	815
266 Royalties and licence fees	1 282	1 026	1 239	1 347	1 522	1 498	1 730	2 103	2 105	2 339
268 Other business services	4 494	3 903	3 575	5 855	6 949	7 336	6 583	6 656	5 812	6 875
269 Merchanting and other trade-related serv.	801	618	525	348	211	263	311	327	321	394
270 Merchanting	406	281	197	149	74	59	-20	12	18	14
271 Other trade related services	396	337	328	199	137	205	331	315	303	380
272 Operational leasing	:	:	:	357	404	385	298	289	318	336
273 Misc. business, prof. and technical serv.	3 693	3 285	3 051	5 150	6 334	6 688	5 974	6 040	5 173	6 144
274 Legal, account., man., cons. and pub. rel.	:	:	:	447	581	663	622	630	601	682
278 Adv., market res. and polling	68	60	72	72	64	64	81	118	-36	43
279 Research and development	:	:	:	30	28	24	24	23	14	14
280 Architect., engin. and other technical	:	:	:	1 985	2 391	2 534	2 348	2 083	1 826	2 040
281 Agric., mining and on-site processing	:	:	:	310	322	338	448	576	506	710
284 Other	:	:	:	551	670	483	695	1 129	626	1 101
285 Serv. between affiliated enterprises, nie	:	:	:	1 755	2 278	2 582	1 756	1 481	1 636	1 554
287 Personal, cultural and recreational services	504	322	397	1 330	1 499	1 600	1 666	1 670	1 780	1 810
288 Audio-visual and related services	:	:	:	363	463	521	532	504	637	679
289 Other personal, cultural and recreational	:	:	:	968	1 035	1 079	1 134	1 166	1 142	1 130
291 Government services, n i e	2 070	1 867	1 990	2 119	2 210	2 041	2 131	1 825	1 718	1 453
982 Services not allocated	1 402	1 520	1 097	0	0	0	0	0	0	0
300 INCOME	57 784	46 290	42 806	54 714	71 168	69 953	69 156	59 172	52 575	52 756
310 Compensation of employees	:	:	:	465	452	448	481	481	479	187
320 Investment Income	57 784	46 290	42 806	54 249	70 717	69 505	68 676	58 691	52 095	52 569
379 CURRENT TRANSFERS	2 457	1 830	1 676	1 856	1 871	1 869	4 553	619	589	612
993 CURRENT ACCOUNT	:	:	:	:	:	:	:	155 590	159 796	171 068
994 CAPITAL ACCOUNT	:	:	:	:	:	:	:	:	:	:
010 CURRENT + CAPITAL ACCOUNT	159 411	132 365	129 811	145 680	171 528	169 853	167 365	:	:	:
995 FINANCIAL ACCOUNT	:	:	:	:	:	:	:	:	:	:
998 NET ERRORS AND OMISSIONS	:	:	:	:	:	:	:	:	:	:

## 19.5.

Reporter: United Kingdom

Partner: Extra EUR12

	(Mio ECU)									
	1985	1986	1987	1988	1989	1990	1991	1992	1993	1994
	<b>Debit</b>									
<b>100 GOODS</b>	<b>69 402</b>	<b>57 484</b>	<b>59 872</b>	<b>71 088</b>	<b>80 567</b>	<b>78 881</b>	<b>76 865</b>	<b>76 509</b>	<b>85 426</b>	<b>90 929</b>
<b>200 SERVICES</b>	<b>17 105</b>	<b>15 165</b>	<b>16 296</b>	<b>19 115</b>	<b>21 981</b>	<b>22 706</b>	<b>21 613</b>	<b>22 148</b>	<b>23 387</b>	<b>26 074</b>
<b>205 Transportation</b>	<b>6 859</b>	<b>6 373</b>	<b>6 677</b>	<b>7 585</b>	<b>7 912</b>	<b>7 611</b>	<b>7 030</b>	<b>7 292</b>	<b>7 501</b>	<b>8 440</b>
206 Sea transport	1 449	1 165	1 046	2 670	2 760	2 463	2 368	2 325	2 458	2 672
207 Passenger transport on sea	70	63	68	23	25	28	30	104	105	106
208 Freight transport on sea	1 379	1 102	978	1 293	1 295	1 335	1 258	1 189	1 237	1 245
209 Support. auxiliary and other services	:	:	:	1 355	1 439	1 100	1 080	1 032	1 115	1 321
210 Air transport	2 195	2 449	2 910	4 768	5 005	5 049	4 606	4 938	5 004	5 709
211 Passenger transport by air	1 925	2 205	2 655	2 774	2 742	2 771	2 559	2 850	2 762	3 038
212 Freight transport by air	270	244	255	441	452	410	374	435	413	500
213 Supporting, auxiliary and other services	:	:	:	1 553	1 812	1 867	1 673	1 653	1 830	2 172
214 Other transportation	3 216	2 759	2 722	147	147	99	56	28	40	59
<b>236 Travel</b>	<b>3 167</b>	<b>3 307</b>	<b>4 001</b>	<b>5 061</b>	<b>5 978</b>	<b>6 217</b>	<b>5 894</b>	<b>6 660</b>	<b>7 499</b>	<b>8 303</b>
<b>981 Other services</b>	<b>6 103</b>	<b>5 120</b>	<b>5 164</b>	<b>6 468</b>	<b>8 092</b>	<b>8 878</b>	<b>8 689</b>	<b>8 196</b>	<b>8 387</b>	<b>9 331</b>
245 Communications services	1 037	932	930	1 011	1 118	1 163	1 422	1 018	1 164	1 130
249 Construction services	0	0	0	13	15	18	20	14	19	12
253 Insurance services	216	211	220	284	325	325	327	320	299	330
260 Financial services	0	0	0	0	0	0	0	0	0	0
262 Computer and information services	:	:	:	:	:	:	:	610	760	834
266 Royalties and licence fees	919	911	1 056	1 452	1 741	2 171	1 889	1 481	1 456	1 755
268 Other business services	2 392	1 799	1 538	2 048	2 829	3 062	2 759	2 792	2 719	3 045
269 Merchanting and other trade-related serv.	0	0	0	0	0	0	0	0	0	0
270 Merchanting	0	0	0	0	0	0	0	0	0	0
271 Other trade related services	0	0	0	0	0	0	0	0	0	0
272 Operational leasing	:	:	:	355	425	430	458	470	460	490
273 Misc. business, prof. and technical serv.	2 392	1 799	1 538	1 693	2 405	2 632	2 301	2 321	2 259	2 556
274 Legal, account., man., cons. and pub. rel.	:	:	:	0	0	0	0	0	0	0
278 Adv., market res. and polling	0	0	0	0	0	0	0	0	0	0
279 Research and development	:	:	:	0	0	0	0	0	0	0
280 Architect., engin. and other technical	:	:	:	199	437	459	488	317	371	291
281 Agric., mining and on-site processing	:	:	:	178	385	378	569	537	514	469
284 Other	:	:	:	-149	-114	170	103	226	72	457
285 Serv. between affiliated enterprises, nie	:	:	:	1 466	1 698	1 625	1 141	1 241	1 303	1 338
287 Personal, cultural and recreational services	250	216	297	357	460	496	552	544	614	613
288 Audio-visual and related services	:	:	:	357	460	496	552	544	614	613
289 Other personal, cultural and recreational	:	:	:	0	0	0	0	0	0	0
291 Government services, n i e	1 289	1 050	1 125	1 302	1 603	1 643	1 720	1 418	1 355	1 611
<b>982 Services not allocated</b>	<b>977</b>	<b>364</b>	<b>454</b>	<b>0</b>	<b>0</b>	<b>0</b>	<b>0</b>	<b>0</b>	<b>0</b>	<b>0</b>
<b>300 INCOME</b>	<b>60 093</b>	<b>46 620</b>	<b>42 709</b>	<b>55 974</b>	<b>72 994</b>	<b>73 488</b>	<b>74 473</b>	<b>58 034</b>	<b>54 496</b>	<b>51 831</b>
310 Compensation of employees	:	:	:	430	417	339	351	338	323	85
320 Investment Income	60 093	46 620	42 709	55 543	72 577	73 149	74 122	57 696	54 173	51 746
<b>379 CURRENT TRANSFERS</b>	<b>4 533</b>	<b>4 332</b>	<b>4 187</b>	<b>5 179</b>	<b>5 408</b>	<b>5 390</b>	<b>6 348</b>	<b>5 182</b>	<b>4 841</b>	<b>5 015</b>
<b>993 CURRENT ACCOUNT</b>	<b>:</b>	<b>:</b>	<b>:</b>	<b>:</b>	<b>:</b>	<b>:</b>	<b>:</b>	<b>161 873</b>	<b>168 150</b>	<b>173 849</b>
<b>994 CAPITAL ACCOUNT</b>	<b>:</b>	<b>:</b>	<b>:</b>	<b>:</b>	<b>:</b>	<b>:</b>	<b>:</b>	<b>:</b>	<b>:</b>	<b>:</b>
<b>010 CURRENT + CAPITAL ACCOUNT</b>	<b>151 633</b>	<b>124 039</b>	<b>123 448</b>	<b>151 355</b>	<b>180 950</b>	<b>180 466</b>	<b>179 299</b>	<b>:</b>	<b>:</b>	<b>:</b>
<b>995 FINANCIAL ACCOUNT</b>	<b>:</b>	<b>:</b>	<b>:</b>	<b>:</b>	<b>:</b>	<b>:</b>	<b>:</b>	<b>:</b>	<b>:</b>	<b>:</b>
<b>998 NET ERRORS AND OMISSIONS</b>	<b>:</b>	<b>:</b>	<b>:</b>	<b>:</b>	<b>:</b>	<b>:</b>	<b>:</b>	<b>:</b>	<b>:</b>	<b>:</b>

## 19.5.

Reporter: United Kingdom

Partner: Extra EUR12

(Mio ECU)

	1985	1986	1987	1988	1989	1990	1991	1992	1993	1994
	<b>Net</b>									
100 GOODS	-1 331	-1 044	-2 621	-11 557	-13 697	-12 388	-13 418	-13 092	-12 035	-8 812
200 SERVICES	13 536	12 240	11 315	10 466	9 637	8 832	8 595	10 234	9 855	9 508
205 Transportation	289	-1 243	-1 344	-844	-434	-95	-73	-18	401	66
206 Sea transport	989	611	718	227	260	272	405	479	492	468
207 Passenger transport on sea	441	246	200	470	437	419	401	396	369	365
208 Freight transport on sea	548	365	518	449	566	275	387	317	427	575
209 Support. auxiliary and other services	:	:	:	-691	-743	-422	-382	-235	-304	-472
210 Air transport	638	-193	-446	-941	-576	-310	-456	-523	-99	-476
211 Passenger transport by air	514	-323	-582	-546	-151	4	-101	-136	323	284
212 Freight transport by air	124	130	136	-5	40	80	33	-7	27	8
213 Supporting, auxiliary and other services	:	:	:	-390	-465	-394	-388	-381	-449	-767
214 Other transportation	-1 340	-1 660	-1 616	-131	-117	-57	-21	27	8	73
236 Travel	3 725	2 582	2 171	1 209	962	1 136	476	399	210	326
981 Other services	9 097	9 745	9 845	10 101	9 108	7 791	8 192	9 853	9 243	9 117
245 Communications services	-175	-167	-150	-167	-171	-133	-265	-39	-97	-168
249 Construction services	1 110	907	722	1	1	1	-4	0	-1	-4
253 Insurance services	3 105	4 065	3 608	2 042	845	-6	864	861	1 426	729
260 Financial services	1 555	1 797	2 481	2 733	2 886	2 827	2 405	3 189	2 789	3 127
262 Computer and information services	:	:	:	:	:	:	:	-178	-142	-19
266 Royalties and licence fees	363	115	183	-105	-218	-674	-158	622	649	584
268 Other business services	2 102	2 105	2 037	3 806	4 120	4 274	3 824	3 864	3 092	3 830
269 Merchanting and other trade-related serv.	801	618	525	348	211	263	311	327	321	394
270 Merchanting	406	281	197	149	74	59	-20	12	18	14
271 Other trade related services	396	337	328	199	137	205	331	315	303	380
272 Operational leasing	:	:	:	2	-21	-45	-160	-182	-142	-153
273 Misc. business, prof. and technical serv.	1 301	1 487	1 512	3 457	3 930	4 055	3 673	3 719	2 914	3 589
274 Legal, account., man., cons. and pub. rel.	:	:	:	447	581	663	622	630	601	682
278 Adv., market res. and polling	68	60	72	72	64	64	81	118	-36	43
279 Research and development	:	:	:	30	28	24	24	23	14	14
280 Architect., engin. and other technical	:	:	:	1 786	1 955	2 075	1 860	1 765	1 455	1 749
281 Agric., mining and on-site processing	:	:	:	132	-62	-41	-121	39	-8	241
284 Other	:	:	:	700	784	314	592	903	554	644
285 Serv. between affiliated enterprises, nie	:	:	:	289	581	957	615	240	333	217
287 Personal, cultural and recreational services	255	106	101	974	1 038	1 104	1 114	1 127	1 165	1 196
288 Audio-visual and related services	:	:	:	6	3	25	-20	-39	23	66
289 Other personal, cultural and recreational	:	:	:	968	1 035	1 079	1 134	1 166	1 142	1 130
291 Government services, n i e	781	818	864	817	607	398	411	407	363	-159
982 Services not allocated	425	1 156	643	0	0	0	0	0	0	0
300 INCOME	-2 309	-329	96	-1 260	-1 826	-3 535	-5 316	1 139	-1 921	925
310 Compensation of employees	:	:	:	35	34	109	130	144	156	101
320 Investment Income	-2 309	-329	96	-1 294	-1 860	-3 644	-5 446	995	-2 078	824
379 CURRENT TRANSFERS	-2 076	-2 502	-2 512	-3 323	-3 536	-3 522	-1 795	-4 563	-4 253	-4 403
993 CURRENT ACCOUNT	:	:	:	:	:	:	:	-6 282	-8 354	-2 781
994 CAPITAL ACCOUNT	:	:	:	:	:	:	:	:	:	:
010 CURRENT + CAPITAL ACCOUNT	7 778	8 327	6 363	-5 675	-9 422	-10 613	-11 934	:	:	:
995 FINANCIAL ACCOUNT	:	:	:	:	:	:	:	:	:	:
998 NET ERRORS AND OMISSIONS	:	:	:	:	:	:	:	:	:	:

19.5.

Reporter: United Kingdom

Partner: Extra EUR12

	<i>(in %)</i>									
	1985	1986	1987	1988	1989	1990	1991	1992	1993	1994
	<b>Cover ratio</b>									
<b>100 GOODS</b>	<b>98</b>	<b>98</b>	<b>96</b>	<b>84</b>	<b>83</b>	<b>84</b>	<b>83</b>	<b>83</b>	<b>86</b>	<b>90</b>
<b>200 SERVICES</b>	<b>179</b>	<b>181</b>	<b>169</b>	<b>155</b>	<b>144</b>	<b>139</b>	<b>140</b>	<b>146</b>	<b>142</b>	<b>136</b>
<b>205 Transportation</b>	<b>104</b>	<b>80</b>	<b>80</b>	<b>89</b>	<b>95</b>	<b>99</b>	<b>99</b>	<b>100</b>	<b>105</b>	<b>101</b>
206 Sea transport	168	152	169	109	109	111	117	121	120	118
207 Passenger transport on sea	730	489	394	2 180	1 829	1 595	1 438	479	451	445
208 Freight transport on sea	140	133	153	135	144	121	131	127	135	146
209 Support. auxiliary and other services	:	:	:	49	48	62	65	77	73	64
210 Air transport	129	92	85	80	88	94	90	89	98	92
211 Passenger transport by air	127	85	78	80	94	100	96	95	112	109
212 Freight transport by air	146	153	154	99	109	119	109	98	107	102
213 Supporting, auxiliary and other services	:	:	:	75	74	79	77	77	75	65
214 Other transportation	58	40	41	11	20	42	62	195	119	224
<b>236 Travel</b>	<b>218</b>	<b>178</b>	<b>154</b>	<b>124</b>	<b>116</b>	<b>118</b>	<b>108</b>	<b>106</b>	<b>103</b>	<b>104</b>
<b>981 Other services</b>	<b>249</b>	<b>290</b>	<b>291</b>	<b>256</b>	<b>213</b>	<b>188</b>	<b>194</b>	<b>220</b>	<b>210</b>	<b>198</b>
245 Communications services	83	82	84	83	85	89	81	96	92	85
249 Construction services	:	:	:	108	105	103	82	100	96	70
253 Insurance services	1 538	2 027	1 740	818	360	98	365	369	577	321
260 Financial services	:	:	:	:	:	:	:	:	:	:
262 Computer and information services	:	:	:	:	:	:	:	71	81	98
266 Royalties and licence fees	139	113	117	93	87	69	92	142	145	133
268 Other business services	188	217	233	286	246	240	239	238	214	226
269 Merchanting and other trade-related serv.	:	:	:	:	:	:	:	:	:	:
270 Merchanting	:	:	:	:	:	:	:	:	:	:
271 Other trade related services	:	:	:	:	:	:	:	:	:	:
272 Operational leasing	:	:	:	100	95	90	65	61	69	69
273 Misc. business, prof. and technical serv.	154	183	198	304	263	254	260	260	229	240
274 Legal, account., man., cons. and pub. rel.	:	:	:	:	:	:	:	:	:	:
278 Adv., market res. and polling	:	:	:	:	:	:	:	:	:	:
279 Research and development	:	:	:	:	:	:	:	:	:	:
280 Architect., engin. and other technical	:	:	:	999	548	552	481	656	493	700
281 Agric., mining and on-site processing	:	:	:	175	84	89	79	107	99	151
284 Other	:	:	:	:	:	285	676	499	871	241
285 Serv. between affiliated enterprises, nie	:	:	:	120	134	159	154	119	126	116
287 Personal, cultural and recreational services	202	149	134	373	325	323	302	307	290	295
288 Audio-visual and related services	:	:	:	102	101	105	96	93	104	111
289 Other personal, cultural and recreational	:	:	:	:	:	:	:	:	:	:
291 Government services, n i e	161	178	177	163	138	124	124	129	127	90
<b>982 Services not allocated</b>	<b>144</b>	<b>418</b>	<b>242</b>	<b>:</b>	<b>:</b>	<b>:</b>	<b>:</b>	<b>:</b>	<b>:</b>	<b>:</b>
<b>300 INCOME</b>	<b>96</b>	<b>99</b>	<b>100</b>	<b>98</b>	<b>97</b>	<b>95</b>	<b>93</b>	<b>102</b>	<b>96</b>	<b>102</b>
310 Compensation of employees	:	:	:	108	108	132	137	143	148	219
320 Investment Income	96	99	100	98	97	95	93	102	96	102
<b>379 CURRENT TRANSFERS</b>	<b>54</b>	<b>42</b>	<b>40</b>	<b>36</b>	<b>35</b>	<b>35</b>	<b>72</b>	<b>12</b>	<b>12</b>	<b>12</b>
<b>993 CURRENT ACCOUNT</b>	<b>:</b>	<b>:</b>	<b>:</b>	<b>:</b>	<b>:</b>	<b>:</b>	<b>:</b>	<b>96</b>	<b>95</b>	<b>98</b>
<b>994 CAPITAL ACCOUNT</b>	<b>:</b>	<b>:</b>	<b>:</b>	<b>:</b>	<b>:</b>	<b>:</b>	<b>:</b>	<b>:</b>	<b>:</b>	<b>:</b>
<b>010 CURRENT + CAPITAL ACCOUNT</b>	<b>105</b>	<b>107</b>	<b>105</b>	<b>96</b>	<b>95</b>	<b>94</b>	<b>93</b>	<b>:</b>	<b>:</b>	<b>:</b>
<b>995 FINANCIAL ACCOUNT</b>	<b>.</b>	<b>.</b>	<b>.</b>	<b>.</b>	<b>.</b>	<b>.</b>	<b>.</b>	<b>.</b>	<b>.</b>	<b>.</b>
<b>998 NET ERRORS AND OMISSIONS</b>	<b>.</b>	<b>.</b>	<b>.</b>	<b>.</b>	<b>.</b>	<b>.</b>	<b>.</b>	<b>.</b>	<b>.</b>	<b>.</b>

## 19.6.

Reporter: United Kingdom

Partner: USA

(Mio ECU)

	1985	1986	1987	1988	1989	1990	1991	1992	1993	1994
	<b>Credit</b>									
<b>100 GOODS</b>	<b>19 457</b>	<b>15 788</b>	<b>16 027</b>	<b>15 863</b>	<b>17 930</b>	<b>17 928</b>	<b>16 038</b>	<b>16 631</b>	<b>19 471</b>	<b>21 472</b>
<b>200 SERVICES</b>	<b>11 559</b>	<b>10 545</b>	<b>10 555</b>	<b>8 752</b>	<b>9 398</b>	<b>9 548</b>	<b>9 168</b>	<b>10 109</b>	<b>10 518</b>	<b>11 063</b>
<b>205 Transportation</b>	<b>1 935</b>	<b>1 282</b>	<b>1 362</b>	<b>1 737</b>	<b>1 958</b>	<b>2 007</b>	<b>1 839</b>	<b>2 145</b>	<b>2 255</b>	<b>2 428</b>
206 Sea transport	:	:	:	515	545	497	509	564	551	604
207 Passenger transport on sea	:	:	:	125	117	113	110	278	264	267
208 Freight transport on sea	:	:	:	367	404	360	375	259	260	309
209 Support. auxiliary and other services	:	:	:	23	24	24	24	27	27	28
210 Air transport	:	:	:	1 222	1 412	1 510	1 330	1 581	1 704	1 824
211 Passenger transport by air	:	:	:	822	956	1 024	907	1 032	1 141	1 228
212 Freight transport by air	:	:	:	123	135	136	117	163	169	195
213 Supporting, auxiliary and other services	:	:	:	277	321	350	305	386	394	401
214 Other transportation	:	:	:	0	0	0	0	0	0	0
<b>236 Travel</b>	<b>2 509</b>	<b>1 861</b>	<b>2 106</b>	<b>1 987</b>	<b>2 134</b>	<b>2 278</b>	<b>1 800</b>	<b>2 013</b>	<b>2 269</b>	<b>2 401</b>
<b>981 Other services</b>	<b>7 115</b>	<b>7 401</b>	<b>7 088</b>	<b>5 028</b>	<b>5 307</b>	<b>5 263</b>	<b>5 529</b>	<b>5 951</b>	<b>5 994</b>	<b>6 234</b>
245 Communications services	:	:	:	229	258	282	317	264	258	222
249 Construction services	:	:	:	0	0	0	0	0	0	0
253 Insurance services	:	:	:	527	260	70	579	574	837	479
260 Financial services	:	:	:	718	772	754	635	1 218	990	1 236
262 Computer and information services	:	:	:	:	:	:	:	201	295	616
266 Royalties and licence fees	:	:	:	740	838	824	951	1 011	1 185	1 324
268 Other business services	:	:	:	1 457	1 739	1 996	1 542	1 315	1 201	1 289
269 Merchanting and other trade-related serv.	:	:	:	111	68	87	100	106	104	128
270 Merchanting	:	:	:	48	24	20	-7	4	6	5
271 Other trade related services	:	:	:	63	45	67	107	102	97	122
272 Operational leasing	:	:	:	59	68	60	46	47	51	54
273 Misc. business, prof. and technical serv.	:	:	:	1 287	1 603	1 849	1 397	1 162	1 046	1 107
274 Legal, account., man., cons. and pub. rel.	:	:	:	32	6	8	7	8	6	17
278 Adv., market res. and polling	:	:	:	14	12	13	16	22	-6	-10
279 Research and development	:	:	:	9	7	7	7	7	4	4
280 Architect., engin. and other technical	:	:	:	96	114	91	84	49	44	59
281 Agric., mining and on-site processing	:	:	:	60	64	66	88	113	99	139
284 Other	:	:	:	83	110	203	201	111	124	151
285 Serv. between affiliated enterprises, nie	:	:	:	993	1 289	1 461	993	853	776	748
287 Personal, cultural and recreational services	:	:	:	256	310	350	361	357	421	441
288 Audio-visual and related services	:	:	:	176	226	254	258	245	310	330
289 Other personal, cultural and recreational	:	:	:	80	85	97	103	111	110	111
291 Government services, n i e	1 189	1 109	1 198	1 102	1 129	988	1 144	1 011	808	628
<b>982 Services not allocated</b>	<b>0</b>	<b>0</b>	<b>0</b>	<b>0</b>	<b>0</b>	<b>0</b>	<b>0</b>	<b>0</b>	<b>0</b>	<b>0</b>
<b>300 INCOME</b>	<b>15 218</b>	<b>12 664</b>	<b>12 234</b>	<b>16 249</b>	<b>19 811</b>	<b>19 090</b>	<b>17 338</b>	<b>16 416</b>	<b>15 206</b>	<b>16 418</b>
310 Compensation of employees	:	:	:	:	:	:	:	:	:	:
320 Investment Income	15 218	12 664	12 234	16 249	19 811	19 090	17 338	16 416	15 206	16 418
<b>379 CURRENT TRANSFERS</b>	<b>379</b>	<b>280</b>	<b>257</b>	<b>409</b>	<b>413</b>	<b>401</b>	<b>435</b>	<b>133</b>	<b>130</b>	<b>136</b>
<b>993 CURRENT ACCOUNT</b>	<b>:</b>	<b>:</b>	<b>:</b>	<b>:</b>	<b>:</b>	<b>:</b>	<b>:</b>	<b>43 288</b>	<b>45 326</b>	<b>49 088</b>
<b>994 CAPITAL ACCOUNT</b>	<b>:</b>	<b>:</b>	<b>:</b>	<b>:</b>	<b>:</b>	<b>:</b>	<b>:</b>	<b>:</b>	<b>:</b>	<b>:</b>
<b>010 CURRENT + CAPITAL ACCOUNT</b>	<b>46 652</b>	<b>39 315</b>	<b>39 125</b>	<b>41 273</b>	<b>47 552</b>	<b>46 967</b>	<b>42 980</b>	<b>:</b>	<b>:</b>	<b>:</b>
<b>995 FINANCIAL ACCOUNT</b>	<b>:</b>	<b>:</b>	<b>:</b>	<b>:</b>	<b>:</b>	<b>:</b>	<b>:</b>	<b>:</b>	<b>:</b>	<b>:</b>
<b>998 NET ERRORS AND OMISSIONS</b>	<b>:</b>	<b>:</b>	<b>:</b>	<b>:</b>	<b>:</b>	<b>:</b>	<b>:</b>	<b>:</b>	<b>:</b>	<b>:</b>



19.6.

Reporter: United Kingdom

Partner: USA

	(Mio ECU)									
	1985	1986	1987	1988	1989	1990	1991	1992	1993	1994
	<b>Debit</b>									
<b>100 GOODS</b>	<b>15 973</b>	<b>13 409</b>	<b>13 293</b>	<b>15 538</b>	<b>18 344</b>	<b>19 489</b>	<b>18 981</b>	<b>17 702</b>	<b>20 089</b>	<b>21 684</b>
<b>200 SERVICES</b>	<b>5 823</b>	<b>5 293</b>	<b>5 505</b>	<b>6 719</b>	<b>8 025</b>	<b>8 390</b>	<b>8 008</b>	<b>8 258</b>	<b>8 349</b>	<b>9 412</b>
<b>205 Transportation</b>	<b>1 632</b>	<b>1 477</b>	<b>1 507</b>	<b>2 146</b>	<b>2 290</b>	<b>2 181</b>	<b>2 009</b>	<b>2 038</b>	<b>2 023</b>	<b>2 329</b>
206 Sea transport	:	:	:	533	563	436	421	427	465	541
207 Passenger transport on sea	:	:	:	0	0	0	0	0	0	0
208 Freight transport on sea	:	:	:	0	0	0	0	24	26	24
209 Support. auxiliary and other services	:	:	:	533	563	436	421	403	440	517
210 Air transport	:	:	:	1 613	1 727	1 745	1 588	1 611	1 558	1 788
211 Passenger transport by air	:	:	:	750	740	748	690	786	763	840
212 Freight transport by air	:	:	:	149	154	139	127	146	140	170
213 Supporting, auxiliary and other services	:	:	:	715	833	859	770	678	655	777
214 Other transportation	:	:	:	0	0	0	0	0	0	0
<b>236 Travel</b>	<b>638</b>	<b>794</b>	<b>937</b>	<b>1 255</b>	<b>1 720</b>	<b>1 808</b>	<b>1 926</b>	<b>2 074</b>	<b>2 380</b>	<b>2 313</b>
<b>981 Other services</b>	<b>3 553</b>	<b>3 022</b>	<b>3 062</b>	<b>3 317</b>	<b>4 015</b>	<b>4 400</b>	<b>4 074</b>	<b>4 146</b>	<b>3 946</b>	<b>4 770</b>
245 Communications services	:	:	:	247	276	287	351	252	227	214
249 Construction services	:	:	:	0	0	0	0	0	0	0
253 Insurance services	:	:	:	101	105	112	111	104	110	121
260 Financial services	:	:	:	0	0	0	0	0	0	0
262 Computer and information services	:	:	:	:	:	:	:	335	417	818
266 Royalties and licence fees	:	:	:	1 115	1 337	1 667	1 451	1 315	992	1 262
268 Other business services	:	:	:	1 175	1 447	1 444	1 207	1 260	1 305	1 366
269 Merchanting and other trade-related serv.	:	:	:	0	0	0	0	0	0	0
270 Merchanting	:	:	:	0	0	0	0	0	0	0
271 Other trade related services	:	:	:	0	0	0	0	0	0	0
272 Operational leasing	:	:	:	44	52	50	54	76	74	77
273 Misc. business, prof. and technical serv.	:	:	:	1 132	1 395	1 394	1 153	1 184	1 231	1 289
274 Legal, account., man., cons. and pub. rel.	:	:	:	0	0	0	0	0	0	0
278 Adv., market res. and polling	:	:	:	0	0	0	0	0	0	0
279 Research and development	:	:	:	0	0	0	0	0	0	0
280 Architect., engin. and other technical	:	:	:	0	1	4	7	5	8	4
281 Agric., mining and on-site processing	:	:	:	86	186	182	275	259	249	227
284 Other	:	:	:	54	58	108	97	127	88	178
285 Serv. between affiliated enterprises, nie	:	:	:	992	1 150	1 100	773	792	886	880
287 Personal, cultural and recreational services	:	:	:	256	330	356	395	390	440	439
288 Audio-visual and related services	:	:	:	256	330	356	395	390	440	439
289 Other personal, cultural and recreational	:	:	:	:	:	:	:	:	:	:
291 Government services, n i e	389	313	423	423	520	534	559	489	455	549
<b>982 Services not allocated</b>	<b>0</b>	<b>0</b>	<b>0</b>	<b>0</b>	<b>0</b>	<b>0</b>	<b>0</b>	<b>0</b>	<b>0</b>	<b>0</b>
<b>300 INCOME</b>	<b>21 107</b>	<b>15 844</b>	<b>15 558</b>	<b>19 141</b>	<b>24 243</b>	<b>17 690</b>	<b>17 098</b>	<b>13 420</b>	<b>14 677</b>	<b>13 640</b>
310 Compensation of employees	:	:	:	:	:	:	:	:	:	:
320 Investment Income	21 107	15 844	15 558	19 141	24 243	17 690	17 098	13 420	14 677	13 640
<b>379 CURRENT TRANSFERS</b>	<b>287</b>	<b>271</b>	<b>280</b>	<b>272</b>	<b>288</b>	<b>294</b>	<b>328</b>	<b>173</b>	<b>192</b>	<b>205</b>
<b>993 CURRENT ACCOUNT</b>	:	:	:	:	:	:	:	<b>39 552</b>	<b>43 306</b>	<b>44 942</b>
<b>994 CAPITAL ACCOUNT</b>	:	:	:	:	:	:	:	:	:	:
<b>010 CURRENT + CAPITAL ACCOUNT</b>	<b>43 241</b>	<b>34 867</b>	<b>34 681</b>	<b>41 670</b>	<b>50 900</b>	<b>45 862</b>	<b>44 415</b>	:	:	:
<b>995 FINANCIAL ACCOUNT</b>	:	:	:	:	:	:	:	:	:	:
<b>998 NET ERRORS AND OMISSIONS</b>	:	:	:	:	:	:	:	:	:	:

**19.6.**
**Reporter: United Kingdom**
**Partner: USA**

(Mio ECU)

	1985	1986	1987	1988	1989	1990	1991	1992	1993	1994
	<b>Net</b>									
<b>100 GOODS</b>	<b>3 484</b>	<b>2 378</b>	<b>2 733</b>	<b>325</b>	<b>-414</b>	<b>-1 561</b>	<b>-2 943</b>	<b>-1 071</b>	<b>-618</b>	<b>-213</b>
<b>200 SERVICES</b>	<b>5 737</b>	<b>5 253</b>	<b>5 050</b>	<b>2 033</b>	<b>1 374</b>	<b>1 158</b>	<b>1 160</b>	<b>1 851</b>	<b>2 169</b>	<b>1 651</b>
<b>205 Transportation</b>	<b>304</b>	<b>-195</b>	<b>-145</b>	<b>-409</b>	<b>-333</b>	<b>-174</b>	<b>-170</b>	<b>107</b>	<b>232</b>	<b>99</b>
206 Sea transport	:	:	:	-18	-18	62	88	137	86	63
207 Passenger transport on sea	:	:	:	125	117	113	110	278	264	267
208 Freight transport on sea	:	:	:	367	404	360	375	235	235	285
209 Support. auxiliary and other services	:	:	:	-510	-539	-412	-397	-376	-413	-488
210 Air transport	:	:	:	-391	-315	-235	-258	-30	146	36
211 Passenger transport by air	:	:	:	72	217	276	217	245	378	388
212 Freight transport by air	:	:	:	-26	-19	-3	-10	16	29	24
213 Supporting, auxiliary and other services	:	:	:	-438	-512	-509	-465	-292	-262	-376
214 Other transportation	:	:	:	0	0	0	0	0	0	0
<b>236 Travel</b>	<b>1 871</b>	<b>1 068</b>	<b>1 169</b>	<b>731</b>	<b>414</b>	<b>469</b>	<b>-126</b>	<b>-61</b>	<b>-110</b>	<b>88</b>
<b>981 Other services</b>	<b>3 562</b>	<b>4 380</b>	<b>4 025</b>	<b>1 711</b>	<b>1 292</b>	<b>863</b>	<b>1 455</b>	<b>1 805</b>	<b>2 047</b>	<b>1 464</b>
245 Communications services	:	:	:	-18	-18	-6	-34	12	31	8
249 Construction services	:	:	:	0	0	0	0	0	0	0
253 Insurance services	:	:	:	426	154	-42	468	469	727	358
260 Financial services	:	:	:	718	772	754	635	1 218	990	1 236
262 Computer and information services	:	:	:	:	:	:	:	-134	-122	-202
266 Royalties and licence fees	:	:	:	-375	-499	-843	-499	-304	192	62
268 Other business services	:	:	:	281	293	552	335	56	-104	-77
269 Merchanting and other trade-related serv.	:	:	:	111	68	87	100	106	104	128
270 Merchanting	:	:	:	48	24	20	-7	4	6	5
271 Other trade related services	:	:	:	63	45	67	107	102	97	122
272 Operational leasing	:	:	:	15	16	10	-9	-28	-23	-23
273 Misc. business, prof. and technical serv.	:	:	:	155	208	455	244	-22	-185	-182
274 Legal, account., man., cons. and pub. rel.	:	:	:	32	6	8	7	8	6	17
278 Adv., market res. and polling	:	:	:	14	12	13	16	22	-6	-10
279 Research and development	:	:	:	9	7	7	7	7	4	4
280 Architect., engin. and other technical	:	:	:	96	113	87	77	43	36	55
281 Agric., mining and on-site processing	:	:	:	-26	-122	-116	-187	-146	-150	-88
284 Other	:	:	:	29	52	95	104	-16	36	-27
285 Serv. between affiliated enterprises, nie	:	:	:	2	140	361	220	61	-110	-133
287 Personal, cultural and recreational services	:	:	:	0	-19	-6	-34	-34	-19	1
288 Audio-visual and related services	:	:	:	-80	-104	-102	-137	-145	-129	-110
289 Other personal, cultural and recreational	:	:	:	80	85	97	103	111	110	111
291 Government services, n i e	800	797	775	679	609	454	585	522	353	79
<b>982 Services not allocated</b>	<b>0</b>	<b>0</b>	<b>0</b>	<b>0</b>	<b>0</b>	<b>0</b>	<b>0</b>	<b>0</b>	<b>0</b>	<b>0</b>
<b>300 INCOME</b>	<b>-5 890</b>	<b>-3 179</b>	<b>-3 323</b>	<b>-2 893</b>	<b>-4 432</b>	<b>1 401</b>	<b>240</b>	<b>2 996</b>	<b>529</b>	<b>2 778</b>
310 Compensation of employees	:	:	:	:	:	:	:	:	:	:
320 Investment Income	-5 890	-3 179	-3 323	-2 893	-4 432	1 401	240	2 996	529	2 778
<b>379 CURRENT TRANSFERS</b>	<b>92</b>	<b>9</b>	<b>-23</b>	<b>137</b>	<b>125</b>	<b>106</b>	<b>107</b>	<b>-39</b>	<b>-62</b>	<b>-70</b>
<b>993 CURRENT ACCOUNT</b>	<b>:</b>	<b>:</b>	<b>:</b>	<b>:</b>	<b>:</b>	<b>:</b>	<b>:</b>	<b>3 736</b>	<b>2 019</b>	<b>4 147</b>
<b>994 CAPITAL ACCOUNT</b>	<b>:</b>	<b>:</b>	<b>:</b>	<b>:</b>	<b>:</b>	<b>:</b>	<b>:</b>	<b>:</b>	<b>:</b>	<b>:</b>
<b>010 CURRENT + CAPITAL ACCOUNT</b>	<b>3 411</b>	<b>4 448</b>	<b>4 444</b>	<b>-397</b>	<b>-3 348</b>	<b>1 105</b>	<b>-1 436</b>	<b>:</b>	<b>:</b>	<b>:</b>
<b>995 FINANCIAL ACCOUNT</b>	<b>:</b>	<b>:</b>	<b>:</b>	<b>:</b>	<b>:</b>	<b>:</b>	<b>:</b>	<b>:</b>	<b>:</b>	<b>:</b>
<b>998 NET ERRORS AND OMISSIONS</b>	<b>:</b>	<b>:</b>	<b>:</b>	<b>:</b>	<b>:</b>	<b>:</b>	<b>:</b>	<b>:</b>	<b>:</b>	<b>:</b>

19.6.

Reporter: United Kingdom

Partner: USA

	(in %)									
	1985	1986	1987	1988	1989	1990	1991	1992	1993	1994
	<b>Cover ratio</b>									
<b>100 GOODS</b>	<b>122</b>	<b>118</b>	<b>121</b>	<b>102</b>	<b>98</b>	<b>92</b>	<b>84</b>	<b>94</b>	<b>97</b>	<b>99</b>
<b>200 SERVICES</b>	<b>199</b>	<b>199</b>	<b>192</b>	<b>130</b>	<b>117</b>	<b>114</b>	<b>114</b>	<b>122</b>	<b>126</b>	<b>118</b>
<b>205 Transportation</b>	<b>119</b>	<b>87</b>	<b>90</b>	<b>81</b>	<b>85</b>	<b>92</b>	<b>92</b>	<b>105</b>	<b>111</b>	<b>104</b>
206 Sea transport	:	:	:	97	97	114	121	132	118	112
207 Passenger transport on sea	:	:	:	:	:	:	:	:	:	:
208 Freight transport on sea	:	:	:	:	:	:	:	1 061	1 015	1 263
209 Support. auxiliary and other services	:	:	:	4	4	5	6	7	6	5
210 Air transport	:	:	:	76	82	87	84	98	109	102
211 Passenger transport by air	:	:	:	110	129	137	131	131	150	146
212 Freight transport by air	:	:	:	83	88	98	92	111	121	114
213 Supporting, auxiliary and other services	:	:	:	39	39	41	40	57	60	52
214 Other transportation	:	:	:	:	:	:	:	:	:	:
<b>236 Travel</b>	<b>393</b>	<b>234</b>	<b>225</b>	<b>158</b>	<b>124</b>	<b>126</b>	<b>93</b>	<b>97</b>	<b>95</b>	<b>104</b>
<b>981 Other services</b>	<b>200</b>	<b>245</b>	<b>232</b>	<b>152</b>	<b>132</b>	<b>120</b>	<b>136</b>	<b>144</b>	<b>152</b>	<b>131</b>
245 Communications services	:	:	:	93	94	98	90	105	114	104
249 Construction services	:	:	:	:	:	:	:	:	:	:
253 Insurance services	:	:	:	522	246	62	521	549	759	396
260 Financial services	:	:	:	:	:	:	:	:	:	:
262 Computer and information services	:	:	:	:	:	:	:	60	71	75
266 Royalties and licence fees	:	:	:	66	63	49	66	77	119	105
268 Other business services	:	:	:	124	120	138	128	104	92	94
269 Merchating and other trade-related serv.	:	:	:	:	:	:	:	:	:	:
270 Merchating	:	:	:	:	:	:	:	:	:	:
271 Other trade related services	:	:	:	:	:	:	:	:	:	:
272 Operational leasing	:	:	:	134	131	119	84	63	69	70
273 Misc. business, prof. and technical serv.	:	:	:	114	115	133	121	98	85	86
274 Legal, account., man., cons. and pub. rel.	:	:	:	:	:	:	:	:	:	:
278 Adv., market res. and polling	:	:	:	:	:	:	:	:	:	:
279 Research and development	:	:	:	:	:	:	:	:	:	:
280 Architect., engin. and other technical	:	:	:	:	7 700	2 167	1 180	900	567	1 533
281 Agric., mining and on-site processing	:	:	:	70	34	36	32	43	40	61
284 Other	:	:	:	153	190	188	207	87	141	85
285 Serv. between affiliated enterprises, nie	:	:	:	100	112	133	128	108	88	85
287 Personal, cultural and recreational services	:	:	:	100	94	98	91	91	96	100
288 Audio-visual and related services	:	:	:	69	68	71	65	63	71	75
289 Other personal, cultural and recreational	:	:	:	:	:	:	:	:	:	:
291 Government services, n i e	306	354	283	260	217	185	205	207	177	114
<b>982 Services not allocated</b>	:	:	:	:	:	:	:	:	:	:
<b>300 INCOME</b>	<b>72</b>	<b>80</b>	<b>79</b>	<b>85</b>	<b>82</b>	<b>108</b>	<b>101</b>	<b>122</b>	<b>104</b>	<b>120</b>
310 Compensation of employees	:	:	:	:	:	:	:	:	:	:
320 Investment Income	72	80	79	85	82	108	101	122	104	120
<b>379 CURRENT TRANSFERS</b>	<b>132</b>	<b>103</b>	<b>92</b>	<b>150</b>	<b>143</b>	<b>136</b>	<b>133</b>	<b>77</b>	<b>68</b>	<b>66</b>
<b>993 CURRENT ACCOUNT</b>	:	:	:	:	:	:	:	<b>109</b>	<b>105</b>	<b>109</b>
<b>994 CAPITAL ACCOUNT</b>	:	:	:	:	:	:	:	:	:	:
<b>010 CURRENT + CAPITAL ACCOUNT</b>	<b>108</b>	<b>113</b>	<b>113</b>	<b>99</b>	<b>93</b>	<b>102</b>	<b>97</b>	:	:	:
<b>995 FINANCIAL ACCOUNT</b>	.	.	.	.	.	.	.	.	.	.
<b>998 NET ERRORS AND OMISSIONS</b>	.	.	.	.	.	.	.	.	.	.

## 19.7.

Reporter: United Kingdom

Partner: Japan

	(Mio ECU)									
	1985	1986	1987	1988	1989	1990	1991	1992	1993	1994
	<b>Credit</b>									
<b>100 GOODS</b>	<b>1 711</b>	<b>1 811</b>	<b>2 183</b>	<b>2 560</b>	<b>3 309</b>	<b>3 597</b>	<b>3 188</b>	<b>2 916</b>	<b>3 365</b>	<b>3 700</b>
<b>200 SERVICES</b>	<b>1 319</b>	<b>1 208</b>	<b>1 284</b>	<b>1 637</b>	<b>1 663</b>	<b>1 769</b>	<b>1 623</b>	<b>2 106</b>	<b>2 415</b>	<b>2 596</b>
<b>205 Transportation</b>	<b>430</b>	<b>359</b>	<b>380</b>	<b>453</b>	<b>512</b>	<b>510</b>	<b>476</b>	<b>942</b>	<b>1 071</b>	<b>1 178</b>
206 Sea transport	:	:	:	184	202	181	185	317	364	420
207 Passenger transport on sea	:	:	:	5	4	4	4	39	37	37
208 Freight transport on sea	:	:	:	160	177	155	160	254	286	340
209 Support. auxiliary and other services	:	:	:	20	21	21	21	24	41	43
210 Air transport	:	:	:	269	310	329	291	625	706	758
211 Passenger transport by air	:	:	:	217	251	269	238	484	549	592
212 Freight transport by air	:	:	:	35	39	38	33	45	40	45
213 Supporting, auxiliary and other services	:	:	:	18	21	22	20	96	118	121
214 Other transportation	:	:	:	0	0	0	0	0	0	0
<b>236 Travel</b>	<b>160</b>	<b>150</b>	<b>223</b>	<b>300</b>	<b>365</b>	<b>424</b>	<b>368</b>	<b>390</b>	<b>462</b>	<b>546</b>
<b>981 Other services</b>	<b>729</b>	<b>699</b>	<b>681</b>	<b>885</b>	<b>786</b>	<b>835</b>	<b>779</b>	<b>773</b>	<b>883</b>	<b>871</b>
245 Communications services	:	:	:	35	39	43	49	41	40	35
249 Construction services	:	:	:	0	0	0	0	0	0	0
253 Insurance services	:	:	:	152	76	21	17	18	26	15
260 Financial services	:	:	:	230	230	234	205	190	182	201
262 Computer and information services	:	:	:	:	:	:	:	0	0	12
266 Royalties and licence fees	:	:	:	110	125	123	141	141	171	178
268 Other business services	:	:	:	281	230	322	271	287	367	326
269 Merchanting and other trade-related serv.	:	:	:	18	10	13	16	16	17	21
270 Merchanting	:	:	:	8	4	3	-1	0	1	1
271 Other trade related services	:	:	:	11	6	10	17	16	15	19
272 Operational leasing	:	:	:	21	25	18	13	15	15	18
273 Misc. business, prof. and technical serv.	:	:	:	242	195	291	243	256	335	287
274 Legal, account., man., cons. and pub. rel.	:	:	:	8	9	10	9	9	9	10
278 Adv., market res. and polling	:	:	:	2	1	1	1	1	0	3
279 Research and development	:	:	:	3	3	3	3	3	1	1
280 Architect., engin. and other technical	:	:	:	193	129	202	164	152	123	124
281 Agric., mining and on-site processing	:	:	:	0	0	0	0	0	0	0
284 Other	:	:	:	9	15	35	37	47	65	68
285 Serv. between affiliated enterprises, nie	:	:	:	29	37	41	29	43	136	81
287 Personal, cultural and recreational services	:	:	:	63	73	77	81	80	87	93
288 Audio-visual and related services	:	:	:	29	36	41	41	39	49	53
289 Other personal, cultural and recreational	:	:	:	35	37	36	40	41	38	40
291 Government services, n i e	27	22	23	14	13	14	14	16	12	12
<b>982 Services not allocated</b>	<b>0</b>	<b>0</b>	<b>0</b>	<b>0</b>	<b>0</b>	<b>0</b>	<b>0</b>	<b>0</b>	<b>0</b>	<b>0</b>
<b>300 INCOME</b>	<b>6 552</b>	<b>6 758</b>	<b>7 566</b>	<b>11 250</b>	<b>16 260</b>	<b>15 445</b>	<b>15 377</b>	<b>10 526</b>	<b>7 775</b>	<b>6 880</b>
310 Compensation of employees	:	:	:	:	:	:	:	:	:	:
320 Investment Income	6 552	6 758	7 566	11 250	16 260	15 445	15 377	10 526	7 775	6 880
<b>379 CURRENT TRANSFERS</b>	<b>88</b>	<b>70</b>	<b>64</b>	<b>120</b>	<b>122</b>	<b>118</b>	<b>389</b>	<b>55</b>	<b>38</b>	<b>40</b>
<b>993 CURRENT ACCOUNT</b>	<b>:</b>	<b>:</b>	<b>:</b>	<b>:</b>	<b>:</b>	<b>:</b>	<b>:</b>	<b>15 603</b>	<b>13 594</b>	<b>13 216</b>
<b>994 CAPITAL ACCOUNT</b>	<b>:</b>	<b>:</b>	<b>:</b>	<b>:</b>	<b>:</b>	<b>:</b>	<b>:</b>	<b>:</b>	<b>:</b>	<b>:</b>
<b>010 CURRENT + CAPITAL ACCOUNT</b>	<b>9 673</b>	<b>9 851</b>	<b>11 102</b>	<b>15 568</b>	<b>21 354</b>	<b>20 929</b>	<b>20 579</b>	<b>:</b>	<b>:</b>	<b>:</b>
<b>995 FINANCIAL ACCOUNT</b>	<b>:</b>	<b>:</b>	<b>:</b>	<b>:</b>	<b>:</b>	<b>:</b>	<b>:</b>	<b>:</b>	<b>:</b>	<b>:</b>
<b>998 NET ERRORS AND OMISSIONS</b>	<b>:</b>	<b>:</b>	<b>:</b>	<b>:</b>	<b>:</b>	<b>:</b>	<b>:</b>	<b>:</b>	<b>:</b>	<b>:</b>

19.7.

Reporter: United Kingdom

Partner: Japan

	(Mio ECU)									
	1985	1986	1987	1988	1989	1990	1991	1992	1993	1994
	<b>Debit</b>									
<b>100 GOODS</b>	<b>6 632</b>	<b>9 157</b>	<b>8 462</b>	<b>9 125</b>	<b>9 908</b>	<b>8 837</b>	<b>9 093</b>	<b>9 565</b>	<b>10 294</b>	<b>10 901</b>
<b>200 SERVICES</b>	<b>679</b>	<b>583</b>	<b>616</b>	<b>756</b>	<b>850</b>	<b>874</b>	<b>810</b>	<b>929</b>	<b>930</b>	<b>1 114</b>
<b>205 Transportation</b>	<b>392</b>	<b>331</b>	<b>326</b>	<b>390</b>	<b>414</b>	<b>389</b>	<b>359</b>	<b>494</b>	<b>477</b>	<b>554</b>
206 Sea transport	:	:	:	187	193	174	165	169	185	208
207 Passenger transport on sea	:	:	:	0	0	0	0	0	0	0
208 Freight transport on sea	:	:	:	93	94	98	91	47	53	52
209 Support. auxiliary and other services	:	:	:	93	100	76	74	122	132	156
210 Air transport	:	:	:	203	221	216	194	324	292	347
211 Passenger transport by air	:	:	:	23	22	22	20	37	36	40
212 Freight transport by air	:	:	:	87	91	81	74	98	92	112
213 Supporting, auxiliary and other services	:	:	:	93	108	112	100	190	164	195
214 Other transportation	:	:	:	0	0	0	0	0	0	0
<b>236 Travel</b>	<b>44</b>	<b>31</b>	<b>67</b>	<b>78</b>	<b>97</b>	<b>112</b>	<b>93</b>	<b>85</b>	<b>97</b>	<b>103</b>
<b>981 Other services</b>	<b>243</b>	<b>221</b>	<b>223</b>	<b>287</b>	<b>339</b>	<b>373</b>	<b>358</b>	<b>350</b>	<b>355</b>	<b>456</b>
245 Communications services	:	:	:	44	48	49	61	43	42	43
249 Construction services	:	:	:	0	0	0	0	0	0	0
253 Insurance services	:	:	:	20	22	22	23	20	22	24
260 Financial services	:	:	:	0	0	0	0	0	0	0
262 Computer and information services	:	:	:	:	:	:	:	0	0	0
266 Royalties and licence fees	:	:	:	95	113	141	123	118	121	198
268 Other business services	:	:	:	113	135	140	128	148	150	164
269 Merchanting and other trade-related serv.	:	:	:	0	0	0	0	0	0	0
270 Merchanting	:	:	:	0	0	0	0	0	0	0
271 Other trade related services	:	:	:	0	0	0	0	0	0	0
272 Operational leasing	:	:	:	56	68	57	60	66	69	71
273 Misc. business, prof. and technical serv.	:	:	:	57	67	83	68	81	81	93
274 Legal, account., man., cons. and pub. rel.	:	:	:	0	0	0	0	0	0	0
278 Adv., market res. and polling	:	:	:	0	0	0	0	0	0	0
279 Research and development	:	:	:	0	0	0	0	0	0	0
280 Architect., engin. and other technical	:	:	:	0	0	1	3	8	3	8
281 Agric., mining and on-site processing	:	:	:	0	0	0	0	0	0	0
284 Other	:	:	:	18	21	38	34	46	32	30
285 Serv. between affiliated enterprises, nie	:	:	:	39	46	43	31	27	46	55
287 Personal, cultural and recreational services	:	:	:	6	7	7	9	8	9	9
288 Audio-visual and related services	:	:	:	6	7	7	9	8	9	9
289 Other personal, cultural and recreational	:	:	:	:	:	:	:	:	:	:
291 Government services, n i e	14	16	20	11	13	13	14	12	12	18
<b>982 Services not allocated</b>	<b>0</b>	<b>0</b>	<b>0</b>	<b>0</b>	<b>0</b>	<b>0</b>	<b>0</b>	<b>0</b>	<b>0</b>	<b>0</b>
<b>300 INCOME</b>	<b>2 861</b>	<b>3 253</b>	<b>4 066</b>	<b>6 343</b>	<b>9 741</b>	<b>10 105</b>	<b>9 868</b>	<b>6 256</b>	<b>4 961</b>	<b>4 531</b>
310 Compensation of employees	:	:	:	:	:	:	:	:	:	:
320 Investment Income	2 861	3 253	4 066	6 343	9 741	10 105	9 868	6 256	4 961	4 531
<b>379 CURRENT TRANSFERS</b>	<b>0</b>	<b>0</b>	<b>0</b>	<b>6</b>	<b>7</b>	<b>7</b>	<b>7</b>	<b>2</b>	<b>2</b>	<b>2</b>
<b>993 CURRENT ACCOUNT</b>	<b>:</b>	<b>:</b>	<b>:</b>	<b>:</b>	<b>:</b>	<b>:</b>	<b>:</b>	<b>16 752</b>	<b>16 186</b>	<b>16 547</b>
<b>994 CAPITAL ACCOUNT</b>	<b>:</b>	<b>:</b>	<b>:</b>	<b>:</b>	<b>:</b>	<b>:</b>	<b>:</b>	<b>:</b>	<b>:</b>	<b>:</b>
<b>010 CURRENT + CAPITAL ACCOUNT</b>	<b>10 177</b>	<b>13 000</b>	<b>13 152</b>	<b>16 230</b>	<b>20 506</b>	<b>19 823</b>	<b>19 778</b>	<b>:</b>	<b>:</b>	<b>:</b>
<b>995 FINANCIAL ACCOUNT</b>	<b>:</b>	<b>:</b>	<b>:</b>	<b>:</b>	<b>:</b>	<b>:</b>	<b>:</b>	<b>:</b>	<b>:</b>	<b>:</b>
<b>998 NET ERRORS AND OMISSIONS</b>	<b>:</b>	<b>:</b>	<b>:</b>	<b>:</b>	<b>:</b>	<b>:</b>	<b>:</b>	<b>:</b>	<b>:</b>	<b>:</b>

## 19.7.

Reporter: United Kingdom

Partner: Japan

(Mio ECU)

	1985	1986	1987	1988	1989	1990	1991	1992	1993	1994
	<b>Net</b>									
<b>100 GOODS</b>	<b>-4 920</b>	<b>-7 346</b>	<b>-6 280</b>	<b>-6 565</b>	<b>-6 599</b>	<b>-5 239</b>	<b>-5 904</b>	<b>-6 649</b>	<b>-6 928</b>	<b>-7 201</b>
<b>200 SERVICES</b>	<b>640</b>	<b>625</b>	<b>668</b>	<b>882</b>	<b>814</b>	<b>895</b>	<b>813</b>	<b>1 177</b>	<b>1 486</b>	<b>1 482</b>
<b>205 Transportation</b>	<b>38</b>	<b>28</b>	<b>54</b>	<b>63</b>	<b>98</b>	<b>120</b>	<b>117</b>	<b>449</b>	<b>594</b>	<b>624</b>
206 Sea transport	:	:	:	-3	9	7	20	148	179	213
207 Passenger transport on sea	:	:	:	5	4	4	4	39	37	37
208 Freight transport on sea	:	:	:	66	83	57	68	206	233	289
209 Support. auxiliary and other services	:	:	:	-74	-79	-55	-53	-98	-91	-113
210 Air transport	:	:	:	66	89	113	97	301	414	411
211 Passenger transport by air	:	:	:	194	229	247	218	447	513	552
212 Freight transport by air	:	:	:	-53	-52	-43	-41	-53	-53	-67
213 Supporting, auxiliary and other services	:	:	:	-75	-88	-90	-80	-94	-46	-73
214 Other transportation	:	:	:	0	0	0	0	0	0	0
<b>236 Travel</b>	<b>115</b>	<b>119</b>	<b>156</b>	<b>221</b>	<b>269</b>	<b>312</b>	<b>275</b>	<b>305</b>	<b>364</b>	<b>443</b>
<b>981 Other services</b>	<b>487</b>	<b>478</b>	<b>458</b>	<b>598</b>	<b>447</b>	<b>462</b>	<b>421</b>	<b>423</b>	<b>528</b>	<b>415</b>
245 Communications services	:	:	:	-9	-9	-6	-13	-3	-3	-8
249 Construction services	:	:	:	0	0	0	0	0	0	0
253 Insurance services	:	:	:	132	53	-1	-6	-3	4	-9
260 Financial services	:	:	:	230	230	234	205	190	182	201
262 Computer and information services	:	:	:	:	:	:	:	0	0	12
266 Royalties and licence fees	:	:	:	15	12	-18	19	23	50	-21
268 Other business services	:	:	:	169	95	182	143	140	217	162
269 Merchanting and other trade-related serv.	:	:	:	18	10	13	16	16	17	21
270 Merchanting	:	:	:	8	4	3	-1	0	1	1
271 Other trade related services	:	:	:	11	6	10	17	16	15	19
272 Operational leasing	:	:	:	-35	-43	-39	-47	-52	-54	-53
273 Misc. business, prof. and technical serv.	:	:	:	185	128	209	174	175	254	195
274 Legal, account., man., cons. and pub. rel.	:	:	:	8	9	10	9	9	9	10
278 Adv., market res. and polling	:	:	:	2	1	1	1	1	0	3
279 Research and development	:	:	:	3	3	3	3	3	1	1
280 Architect., engin. and other technical	:	:	:	193	129	200	161	144	121	116
281 Agric., mining and on-site processing	:	:	:	0	0	0	0	0	0	0
284 Other	:	:	:	-9	-6	-3	3	1	33	39
285 Serv. between affiliated enterprises, nie	:	:	:	-11	-9	-3	-3	16	90	26
287 Personal, cultural and recreational services	:	:	:	57	65	70	73	72	78	84
288 Audio-visual and related services	:	:	:	23	28	34	33	31	40	44
289 Other personal, cultural and recreational	:	:	:	35	37	36	40	41	38	40
291 Government services, n i e	14	6	3	3	0	1	0	4	0	-6
<b>982 Services not allocated</b>	<b>0</b>	<b>0</b>	<b>0</b>	<b>0</b>	<b>0</b>	<b>0</b>	<b>0</b>	<b>0</b>	<b>0</b>	<b>0</b>
<b>300 INCOME</b>	<b>3 691</b>	<b>3 504</b>	<b>3 499</b>	<b>4 906</b>	<b>6 519</b>	<b>5 340</b>	<b>5 509</b>	<b>4 270</b>	<b>2 814</b>	<b>2 349</b>
310 Compensation of employees	:	:	:	:	:	:	:	:	:	:
320 Investment Income	3 691	3 504	3 499	4 906	6 519	5 340	5 509	4 270	2 814	2 349
<b>379 CURRENT TRANSFERS</b>	<b>88</b>	<b>70</b>	<b>64</b>	<b>114</b>	<b>114</b>	<b>111</b>	<b>382</b>	<b>53</b>	<b>37</b>	<b>38</b>
<b>993 CURRENT ACCOUNT</b>	<b>:</b>	<b>:</b>	<b>:</b>	<b>:</b>	<b>:</b>	<b>:</b>	<b>:</b>	<b>-1 149</b>	<b>-2 592</b>	<b>-3 331</b>
<b>994 CAPITAL ACCOUNT</b>	<b>:</b>	<b>:</b>	<b>:</b>	<b>:</b>	<b>:</b>	<b>:</b>	<b>:</b>	<b>:</b>	<b>:</b>	<b>:</b>
<b>010 CURRENT + CAPITAL ACCOUNT</b>	<b>-503</b>	<b>-3 149</b>	<b>-2 050</b>	<b>-662</b>	<b>848</b>	<b>1 106</b>	<b>800</b>	<b>:</b>	<b>:</b>	<b>:</b>
<b>995 FINANCIAL ACCOUNT</b>	<b>:</b>	<b>:</b>	<b>:</b>	<b>:</b>	<b>:</b>	<b>:</b>	<b>:</b>	<b>:</b>	<b>:</b>	<b>:</b>
<b>998 NET ERRORS AND OMISSIONS</b>	<b>:</b>	<b>:</b>	<b>:</b>	<b>:</b>	<b>:</b>	<b>:</b>	<b>:</b>	<b>:</b>	<b>:</b>	<b>:</b>

19.7.

Reporter: United Kingdom

Partner: Japan

	(in %)									
	1985	1986	1987	1988	1989	1990	1991	1992	1993	1994
	<b>Cover ratio</b>									
<b>100 GOODS</b>	<b>26</b>	<b>20</b>	<b>26</b>	<b>28</b>	<b>33</b>	<b>41</b>	<b>35</b>	<b>30</b>	<b>33</b>	<b>34</b>
<b>200 SERVICES</b>	<b>194</b>	<b>207</b>	<b>208</b>	<b>217</b>	<b>196</b>	<b>202</b>	<b>200</b>	<b>227</b>	<b>260</b>	<b>233</b>
<b>205 Transportation</b>	<b>110</b>	<b>108</b>	<b>117</b>	<b>116</b>	<b>124</b>	<b>131</b>	<b>133</b>	<b>191</b>	<b>224</b>	<b>213</b>
206 Sea transport	:	:	:	98	105	104	112	187	197	202
207 Passenger transport on sea	:	:	:	:	:	:	:	:	:	:
208 Freight transport on sea	:	:	:	171	189	159	175	534	544	660
209 Support. auxiliary and other services	:	:	:	21	21	28	29	20	31	27
210 Air transport	:	:	:	133	140	153	150	193	242	219
211 Passenger transport by air	:	:	:	960	1 127	1 200	1 193	1 322	1 529	1 481
212 Freight transport by air	:	:	:	40	43	47	44	46	43	40
213 Supporting, auxiliary and other services	:	:	:	19	19	20	20	51	72	62
214 Other transportation	:	:	:	:	:	:	:	:	:	:
<b>236 Travel</b>	<b>364</b>	<b>484</b>	<b>333</b>	<b>383</b>	<b>378</b>	<b>379</b>	<b>397</b>	<b>457</b>	<b>474</b>	<b>530</b>
<b>981 Other services</b>	<b>300</b>	<b>316</b>	<b>305</b>	<b>308</b>	<b>232</b>	<b>224</b>	<b>218</b>	<b>221</b>	<b>249</b>	<b>191</b>
245 Communications services	:	:	:	79	81	89	79	94	94	82
249 Construction services	:	:	:	:	:	:	:	:	:	:
253 Insurance services	:	:	:	777	340	94	75	87	118	63
260 Financial services	:	:	:	:	:	:	:	:	:	:
262 Computer and information services	:	:	:	:	:	:	:	:	:	:
266 Royalties and licence fees	:	:	:	116	111	87	115	120	141	90
268 Other business services	:	:	:	249	170	230	211	194	244	199
269 Merchanting and other trade-related serv.	:	:	:	:	:	:	:	:	:	:
270 Merchanting	:	:	:	:	:	:	:	:	:	:
271 Other trade related services	:	:	:	:	:	:	:	:	:	:
272 Operational leasing	:	:	:	38	37	32	21	22	22	25
273 Misc. business, prof. and technical serv.	:	:	:	424	291	353	354	315	414	310
274 Legal, account., man., cons. and pub. rel.	:	:	:	:	:	:	:	:	:	:
278 Adv., market res. and polling	:	:	:	:	:	:	:	:	:	:
279 Research and development	:	:	:	:	:	:	:	:	:	:
280 Architect., engin. and other technical	:	:	:	:	:	14 400	5 750	1 867	4 800	1 600
281 Agric., mining and on-site processing	:	:	:	:	:	:	:	:	:	:
284 Other	:	:	:	50	71	93	108	103	204	230
285 Serv. between affiliated enterprises, nie	:	:	:	73	81	94	91	160	294	147
287 Personal, cultural and recreational services	:	:	:	1 050	980	1 100	950	983	971	1 029
288 Audio-visual and related services	:	:	:	475	480	580	483	483	543	586
289 Other personal, cultural and recreational	:	:	:	:	:	:	:	:	:	:
291 Government services, n i e	193	138	115	129	100	111	100	133	100	64
<b>982 Services not allocated</b>	<b>:</b>	<b>:</b>	<b>:</b>	<b>:</b>	<b>:</b>	<b>:</b>	<b>:</b>	<b>:</b>	<b>:</b>	<b>:</b>
<b>300 INCOME</b>	<b>229</b>	<b>208</b>	<b>186</b>	<b>177</b>	<b>167</b>	<b>153</b>	<b>156</b>	<b>168</b>	<b>157</b>	<b>152</b>
310 Compensation of employees	:	:	:	:	:	:	:	:	:	:
320 Investment Income	229	208	186	177	167	153	156	168	157	152
<b>379 CURRENT TRANSFERS</b>	<b>:</b>	<b>:</b>	<b>:</b>	<b>2 000</b>	<b>1 640</b>	<b>1 680</b>	<b>5 460</b>	<b>3 339</b>	<b>2 447</b>	<b>2 523</b>
<b>993 CURRENT ACCOUNT</b>	<b>:</b>	<b>:</b>	<b>:</b>	<b>:</b>	<b>:</b>	<b>:</b>	<b>:</b>	<b>93</b>	<b>84</b>	<b>80</b>
<b>994 CAPITAL ACCOUNT</b>	<b>:</b>	<b>:</b>	<b>:</b>	<b>:</b>	<b>:</b>	<b>:</b>	<b>:</b>	<b>:</b>	<b>:</b>	<b>:</b>
<b>010 CURRENT + CAPITAL ACCOUNT</b>	<b>95</b>	<b>76</b>	<b>84</b>	<b>96</b>	<b>104</b>	<b>106</b>	<b>104</b>	<b>:</b>	<b>:</b>	<b>:</b>
<b>995 FINANCIAL ACCOUNT</b>	<b>.</b>	<b>.</b>	<b>.</b>	<b>.</b>	<b>.</b>	<b>.</b>	<b>.</b>	<b>.</b>	<b>.</b>	<b>.</b>
<b>998 NET ERRORS AND OMISSIONS</b>	<b>.</b>	<b>.</b>	<b>.</b>	<b>.</b>	<b>.</b>	<b>.</b>	<b>.</b>	<b>.</b>	<b>.</b>	<b>.</b>

## 20.1.

## Reporter: European Union Institutions

## Partner: World

	(Mio ECU)									
	1985	1986	1987	1988	1989	1990	1991	1992	1993	1994
	<b>Credit</b>									
<b>100 GOODS</b>	<b>0</b>	<b>0</b>	<b>0</b>	<b>1</b>	<b>0</b>	<b>0</b>	<b>0</b>	<b>0</b>	<b>0</b>	<b>0</b>
<b>200 SERVICES</b>	<b>65</b>	<b>3</b>	<b>3</b>	<b>17</b>	<b>22</b>	<b>24</b>	<b>31</b>	<b>49</b>	<b>40</b>	<b>41</b>
<b>205 Transportation</b>	<b>0</b>	<b>0</b>	<b>0</b>	<b>0</b>	<b>0</b>	<b>0</b>	<b>0</b>	<b>0</b>	<b>0</b>	<b>0</b>
206 Sea transport	0	0	0	0	0	0	0	0	0	0
207 Passenger transport on sea	0	0	0	0	0	0	0	0	0	0
208 Freight transport on sea	0	0	0	0	0	0	0	0	0	0
209 Support. auxiliary and other services	:	:	:	:	:	:	:	0	0	0
210 Air transport	0	0	0	0	0	0	0	0	0	0
211 Passenger transport by air	0	0	0	0	0	0	0	0	0	0
212 Freight transport by air	0	0	0	0	0	0	0	0	0	0
213 Supporting, auxiliary and other services	:	:	:	:	:	:	:	0	0	0
214 Other transportation	0	0	0	0	0	0	0	0	0	0
<b>236 Travel</b>	<b>0</b>	<b>0</b>	<b>0</b>	<b>0</b>	<b>0</b>	<b>0</b>	<b>0</b>	<b>0</b>	<b>0</b>	<b>0</b>
<b>981 Other services</b>	<b>9</b>	<b>3</b>	<b>3</b>	<b>17</b>	<b>21</b>	<b>23</b>	<b>29</b>	<b>49</b>	<b>40</b>	<b>41</b>
245 Communications services	0	0	0	0	0	0	0	0	0	0
249 Construction services	0	0	0	0	0	0	0	0	0	0
253 Insurance services	0	0	0	0	0	0	0	0	0	0
260 Financial services	9	0	0	0	0	0	5	16	5	2
262 Computer and information services	:	:	:	:	:	:	:	1	1	0
266 Royalties and licence fees	0	0	0	0	0	0	0	0	0	0
268 Other business services	0	3	3	17	21	23	25	32	34	39
269 Merchunting and other trade-related serv.	0	0	0	0	0	0	0	0	0	0
270 Merchunting	0	0	0	0	0	0	0	0	0	0
271 Other trade related services	0	0	0	0	0	0	0	0	0	0
272 Operational leasing	:	:	:	:	:	:	:	0	0	0
273 Misc. business, prof. and technical serv.	0	3	3	17	21	23	25	32	34	39
274 Legal, account., man., cons. and pub. rel.	:	:	:	:	:	:	:	0	0	0
278 Adv., market res. and polling	0	0	0	0	0	0	0	0	0	0
279 Research and development	:	:	:	:	:	:	:	31	32	34
280 Architect., engin. and other technical	:	:	:	:	:	:	:	0	0	0
281 Agric., mining and on-site processing	:	:	:	:	:	:	:	0	0	0
284 Other	:	:	:	:	:	:	:	2	2	4
285 Serv. between affiliated enterprises, nie	:	:	:	:	:	:	:	0	0	0
287 Personal, cultural and recreational services	0	0	0	0	0	0	0	0	0	0
288 Audio-visual and related services	:	:	:	:	:	:	:	0	0	0
289 Other personal, cultural and recreational	:	:	:	:	:	:	:	0	0	0
291 Government services, n i e	0	0	0	0	0	0	0	0	0	0
<b>982 Services not allocated</b>	<b>56</b>	<b>0</b>	<b>0</b>	<b>0</b>	<b>1</b>	<b>1</b>	<b>2</b>	<b>0</b>	<b>0</b>	<b>0</b>
<b>300 INCOME</b>	<b>4 721</b>	<b>5 262</b>	<b>5 218</b>	<b>5 532</b>	<b>6 157</b>	<b>6 706</b>	<b>7 999</b>	<b>9 217</b>	<b>10 356</b>	<b>10 237</b>
310 Compensation of employees	0	0	0	0	0	0	0	0	0	0
320 Investment Income	4 721	5 262	5 218	5 532	6 157	6 706	7 999	9 217	10 356	10 237
<b>379 CURRENT TRANSFERS</b>	<b>29 123</b>	<b>34 618</b>	<b>39 082</b>	<b>45 816</b>	<b>49 794</b>	<b>46 216</b>	<b>58 302</b>	<b>62 560</b>	<b>68 576</b>	<b>68 866</b>
<b>993 CURRENT ACCOUNT</b>	<b>:</b>	<b>:</b>	<b>:</b>	<b>:</b>	<b>:</b>	<b>:</b>	<b>:</b>	<b>71 827</b>	<b>78 971</b>	<b>79 144</b>
<b>994 CAPITAL ACCOUNT</b>	<b>:</b>	<b>:</b>	<b>:</b>	<b>:</b>	<b>:</b>	<b>:</b>	<b>:</b>	<b>0</b>	<b>0</b>	<b>0</b>
<b>010 CURRENT + CAPITAL ACCOUNT</b>	<b>33 909</b>	<b>39 883</b>	<b>44 303</b>	<b>51 366</b>	<b>55 973</b>	<b>52 946</b>	<b>66 332</b>	<b>71 827</b>	<b>78 971</b>	<b>79 144</b>
<b>995 FINANCIAL ACCOUNT</b>	<b>.</b>	<b>.</b>	<b>.</b>	<b>.</b>	<b>.</b>	<b>.</b>	<b>.</b>	<b>.</b>	<b>.</b>	<b>.</b>
<b>998 NET ERRORS AND OMISSIONS</b>	<b>.</b>	<b>.</b>	<b>.</b>	<b>.</b>	<b>.</b>	<b>.</b>	<b>.</b>	<b>.</b>	<b>.</b>	<b>.</b>



20.1.

Reporter: European Union Institutions

Partner: World

	(Mio ECU)									
	1985	1986	1987	1988	1989	1990	1991	1992	1993	1994
	<b>Debit</b>									
<b>100 GOODS</b>	<b>92</b>	<b>80</b>	<b>103</b>	<b>110</b>	<b>140</b>	<b>172</b>	<b>187</b>	<b>178</b>	<b>166</b>	<b>185</b>
<b>200 SERVICES</b>	<b>2 162</b>	<b>2 154</b>	<b>2 002</b>	<b>3 319</b>	<b>3 175</b>	<b>3 505</b>	<b>3 740</b>	<b>4 319</b>	<b>4 689</b>	<b>5 415</b>
<b>205 Transportation</b>	<b>10</b>	<b>10</b>	<b>13</b>	<b>13</b>	<b>14</b>	<b>16</b>	<b>20</b>	<b>56</b>	<b>55</b>	<b>64</b>
206 Sea transport	0	0	0	0	0	0	0	0	0	0
207 Passenger transport on sea	0	0	0	0	0	0	0	0	0	0
208 Freight transport on sea	0	0	0	0	0	0	0	0	0	0
209 Support. auxiliary and other services	:	:	:	:	:	:	:	0	0	0
210 Air transport	10	10	13	13	14	16	20	42	41	48
211 Passenger transport by air	10	10	13	13	14	16	20	42	41	48
212 Freight transport by air	0	0	0	0	0	0	0	0	0	0
213 Supporting, auxiliary and other services	:	:	:	:	:	:	:	0	0	0
214 Other transportation	0	0	0	0	0	0	0	14	14	16
<b>236 Travel</b>	<b>54</b>	<b>59</b>	<b>72</b>	<b>86</b>	<b>83</b>	<b>95</b>	<b>75</b>	<b>36</b>	<b>58</b>	<b>67</b>
<b>981 Other services</b>	<b>461</b>	<b>585</b>	<b>656</b>	<b>857</b>	<b>1 005</b>	<b>1 269</b>	<b>1 262</b>	<b>4 227</b>	<b>4 575</b>	<b>5 283</b>
245 Communications services	24	18	33	31	44	37	45	45	47	48
249 Construction services	0	0	0	0	0	0	0	0	0	0
253 Insurance services	0	0	0	0	0	0	0	1	1	1
260 Financial services	6	29	4	4	3	4	8	9	15	22
262 Computer and information services	:	:	:	:	:	:	:	201	258	411
266 Royalties and licence fees	0	0	0	0	0	0	0	0	0	0
268 Other business services	431	539	619	821	958	1 228	1 209	1 807	2 046	2 564
269 Merchanting and other trade-related serv.	0	0	0	0	0	0	0	0	0	0
270 Merchanting	0	0	0	0	0	0	0	0	0	0
271 Other trade related services	0	0	0	0	0	0	0	0	0	0
272 Operational leasing	:	:	:	:	:	:	:	90	79	147
273 Misc. business, prof. and technical serv.	431	539	619	821	958	1 228	1 209	1 718	1 967	2 417
274 Legal, account., man., cons. and pub. rel.	:	:	:	:	:	:	:	2	3	172
278 Adv., market res. and polling	0	0	0	0	0	0	0	0	0	2
279 Research and development	:	:	:	:	:	:	:	1 674	1 923	2 185
280 Architect., engin. and other technical	:	:	:	:	:	:	:	0	0	1
281 Agric., mining and on-site processing	:	:	:	:	:	:	:	0	0	0
284 Other	:	:	:	:	:	:	:	42	41	57
285 Serv. between affiliated enterprises, nie	:	:	:	:	:	:	:	0	0	0
287 Personal, cultural and recreational services	0	0	0	0	0	0	0	0	0	0
288 Audio-visual and related services	:	:	:	:	:	:	:	0	0	0
289 Other personal, cultural and recreational	:	:	:	:	:	:	:	0	0	0
291 Government services, n i e	0	0	0	0	0	0	0	2 164	2 208	2 237
<b>982 Services not allocated</b>	<b>1 637</b>	<b>1 500</b>	<b>1 261</b>	<b>2 363</b>	<b>2 073</b>	<b>2 126</b>	<b>2 383</b>	<b>0</b>	<b>0</b>	<b>0</b>
<b>300 INCOME</b>	<b>5 045</b>	<b>5 659</b>	<b>5 745</b>	<b>6 094</b>	<b>6 705</b>	<b>7 147</b>	<b>9 287</b>	<b>9 289</b>	<b>11 962</b>	<b>11 974</b>
310 Compensation of employees	1 122	1 238	1 278	1 393	1 502	1 693	1 835	2 372	2 590	2 470
320 Investment Income	3 923	4 421	4 467	4 701	5 203	5 454	7 452	6 916	9 372	9 504
<b>379 CURRENT TRANSFERS</b>	<b>25 967</b>	<b>31 883</b>	<b>32 736</b>	<b>39 529</b>	<b>40 310</b>	<b>41 834</b>	<b>52 442</b>	<b>47 307</b>	<b>46 373</b>	<b>45 291</b>
<b>993 CURRENT ACCOUNT</b>	<b>:</b>	<b>:</b>	<b>:</b>	<b>:</b>	<b>:</b>	<b>:</b>	<b>:</b>	<b>61 092</b>	<b>63 190</b>	<b>62 865</b>
<b>994 CAPITAL ACCOUNT</b>	<b>:</b>	<b>:</b>	<b>:</b>	<b>:</b>	<b>:</b>	<b>:</b>	<b>:</b>	<b>11 577</b>	<b>13 789</b>	<b>10 881</b>
<b>010 CURRENT + CAPITAL ACCOUNT</b>	<b>33 266</b>	<b>39 775</b>	<b>40 586</b>	<b>49 050</b>	<b>50 330</b>	<b>52 659</b>	<b>65 656</b>	<b>72 669</b>	<b>76 979</b>	<b>73 746</b>
<b>995 FINANCIAL ACCOUNT</b>	<b>.</b>	<b>.</b>	<b>.</b>	<b>.</b>	<b>.</b>	<b>.</b>	<b>.</b>	<b>.</b>	<b>.</b>	<b>.</b>
<b>998 NET ERRORS AND OMISSIONS</b>	<b>.</b>	<b>.</b>	<b>.</b>	<b>.</b>	<b>.</b>	<b>.</b>	<b>.</b>	<b>.</b>	<b>.</b>	<b>.</b>

**20.1.**
**Reporter: European Union Institutions**
**Partner: World**

	(Mio ECU)									
	1985	1986	1987	1988	1989	1990	1991	1992	1993	1994
	<b>Net</b>									
<b>100 GOODS</b>	<b>-92</b>	<b>-79</b>	<b>-103</b>	<b>-108</b>	<b>-139</b>	<b>-172</b>	<b>-187</b>	<b>-178</b>	<b>-166</b>	<b>-185</b>
<b>200 SERVICES</b>	<b>-2 097</b>	<b>-2 151</b>	<b>-1 999</b>	<b>-3 302</b>	<b>-3 154</b>	<b>-3 481</b>	<b>-3 709</b>	<b>-4 270</b>	<b>-4 649</b>	<b>-5 374</b>
<b>205 Transportation</b>	<b>-10</b>	<b>-10</b>	<b>-13</b>	<b>-13</b>	<b>-14</b>	<b>-16</b>	<b>-20</b>	<b>-56</b>	<b>-55</b>	<b>-64</b>
206 Sea transport	0	0	0	0	0	0	0	0	0	0
207 Passenger transport on sea	0	0	0	0	0	0	0	0	0	0
208 Freight transport on sea	0	0	0	0	0	0	0	0	0	0
209 Support. auxiliary and other services	:	:	:	:	:	:	:	0	0	0
210 Air transport	-10	-10	-13	-13	-14	-16	-20	-42	-41	-48
211 Passenger transport by air	-10	-10	-13	-13	-14	-16	-20	-42	-41	-48
212 Freight transport by air	0	0	0	0	0	0	0	0	0	0
213 Supporting, auxiliary and other services	:	:	:	:	:	:	:	0	0	0
214 Other transportation	0	0	0	0	0	0	0	-14	-14	-16
<b>236 Travel</b>	<b>-54</b>	<b>-59</b>	<b>-72</b>	<b>-86</b>	<b>-83</b>	<b>-95</b>	<b>-75</b>	<b>-36</b>	<b>-58</b>	<b>-67</b>
<b>981 Other services</b>	<b>-452</b>	<b>-583</b>	<b>-653</b>	<b>-840</b>	<b>-984</b>	<b>-1 246</b>	<b>-1 234</b>	<b>-4 179</b>	<b>-4 535</b>	<b>-5 242</b>
245 Communications services	-24	-18	-33	-31	-44	-37	-45	-45	-47	-48
249 Construction services	0	0	0	0	0	0	0	0	0	0
253 Insurance services	0	0	0	0	0	0	0	-1	-1	-1
260 Financial services	2	-29	-4	-4	-3	-4	-3	6	-11	-20
262 Computer and information services	:	:	:	:	:	:	:	-200	-256	-411
266 Royalties and licence fees	0	0	0	0	0	0	0	0	0	0
268 Other business services	-431	-536	-616	-804	-937	-1 205	-1 185	-1 775	-2 012	-2 525
269 Merchanting and other trade-related serv.	0	0	0	0	0	0	0	0	0	0
270 Merchanting	0	0	0	0	0	0	0	0	0	0
271 Other trade related services	0	0	0	0	0	0	0	0	0	0
272 Operational leasing	:	:	:	:	:	:	:	-90	-79	-147
273 Misc. business, prof. and technical serv.	-431	-536	-616	-804	-937	-1 205	-1 185	-1 685	-1 933	-2 379
274 Legal, account., man., cons. and pub. rel.	:	:	:	:	:	:	:	-2	-3	-172
278 Adv., market res. and polling	0	0	0	0	0	0	0	0	0	-2
279 Research and development	:	:	:	:	:	:	:	-1 643	-1 892	-2 150
280 Architect., engin. and other technical	:	:	:	:	:	:	:	0	0	-1
281 Agric., mining and on-site processing	:	:	:	:	:	:	:	0	0	0
284 Other	:	:	:	:	:	:	:	-40	-39	-53
285 Serv. between affiliated enterprises, nie	:	:	:	:	:	:	:	0	0	0
287 Personal, cultural and recreational services	0	0	0	0	0	0	0	0	0	0
288 Audio-visual and related services	:	:	:	:	:	:	:	0	0	0
289 Other personal, cultural and recreational	:	:	:	:	:	:	:	0	0	0
291 Government services, n i e	0	0	0	0	0	0	0	-2 164	-2 208	-2 237
<b>982 Services not allocated</b>	<b>-1 581</b>	<b>-1 499</b>	<b>-1 261</b>	<b>-2 363</b>	<b>-2 072</b>	<b>-2 125</b>	<b>-2 380</b>	<b>0</b>	<b>0</b>	<b>0</b>
<b>300 INCOME</b>	<b>-324</b>	<b>-397</b>	<b>-527</b>	<b>-561</b>	<b>-548</b>	<b>-442</b>	<b>-1 288</b>	<b>-71</b>	<b>-1 606</b>	<b>-1 737</b>
310 Compensation of employees	-1 122	-1 238	-1 278	-1 393	-1 502	-1 693	-1 835	-2 372	-2 590	-2 470
320 Investment Income	798	841	751	832	954	1 251	547	2 301	983	733
<b>379 CURRENT TRANSFERS</b>	<b>3 156</b>	<b>2 735</b>	<b>6 346</b>	<b>6 288</b>	<b>9 484</b>	<b>4 382</b>	<b>5 860</b>	<b>15 253</b>	<b>22 202</b>	<b>23 575</b>
<b>993 CURRENT ACCOUNT</b>	<b>:</b>	<b>:</b>	<b>:</b>	<b>:</b>	<b>:</b>	<b>:</b>	<b>:</b>	<b>10 735</b>	<b>15 781</b>	<b>16 278</b>
<b>994 CAPITAL ACCOUNT</b>	<b>:</b>	<b>:</b>	<b>:</b>	<b>:</b>	<b>:</b>	<b>:</b>	<b>:</b>	<b>-11 577</b>	<b>-13 789</b>	<b>-10 881</b>
<b>010 CURRENT + CAPITAL ACCOUNT</b>	<b>643</b>	<b>108</b>	<b>3 717</b>	<b>2 316</b>	<b>5 643</b>	<b>287</b>	<b>677</b>	<b>-842</b>	<b>1 992</b>	<b>5 397</b>
<b>995 FINANCIAL ACCOUNT</b>	<b>:</b>	<b>:</b>	<b>:</b>	<b>:</b>	<b>:</b>	<b>:</b>	<b>:</b>	<b>1 050</b>	<b>-2 055</b>	<b>-5 259</b>
<b>998 NET ERRORS AND OMISSIONS</b>	<b>:</b>	<b>:</b>	<b>:</b>	<b>:</b>	<b>:</b>	<b>:</b>	<b>:</b>	<b>-208</b>	<b>63</b>	<b>-138</b>

## 20.1.

Reporter: European Union Institutions

Partner: World

	(in %)									
	1985	1986	1987	1988	1989	1990	1991	1992	1993	1994
	<b>Cover ratio</b>									
100 GOODS	0	0	0	1	0	0	0	0	0	0
200 SERVICES	3	0	0	1	1	1	1	1	1	1
205 Transportation	0	0	0	0	0	0	0	0	0	0
206 Sea transport	:	:	:	:	:	:	:	:	:	:
207 Passenger transport on sea	:	:	:	:	:	:	:	:	:	:
208 Freight transport on sea	:	:	:	:	:	:	:	:	:	:
209 Support. auxiliary and other services	:	:	:	:	:	:	:	:	:	:
210 Air transport	0	0	0	0	0	0	0	0	0	0
211 Passenger transport by air	0	0	0	0	0	0	0	0	0	0
212 Freight transport by air	:	:	:	:	:	:	:	:	:	:
213 Supporting, auxiliary and other services	:	:	:	:	:	:	:	:	:	:
214 Other transportation	:	:	:	:	:	:	:	0	0	0
236 Travel	0	0	0	0	0	0	0	0	0	0
981 Other services	2	1	0	2	2	2	2	1	1	1
245 Communications services	0	0	0	0	0	0	0	0	0	0
249 Construction services	:	:	:	:	:	:	:	:	:	:
253 Insurance services	:	:	:	:	:	:	:	0	0	0
260 Financial services	150	0	0	0	0	0	63	178	33	9
262 Computer and information services	:	:	:	:	:	:	:	0	0	0
266 Royalties and licence fees	:	:	:	:	:	:	:	:	:	:
268 Other business services	0	1	0	2	2	2	2	2	2	2
269 Merchanting and other trade-related serv.	:	:	:	:	:	:	:	:	:	:
270 Merchanting	:	:	:	:	:	:	:	:	:	:
271 Other trade related services	:	:	:	:	:	:	:	:	:	:
272 Operational leasing	:	:	:	:	:	:	:	0	0	0
273 Misc. business, prof. and technical serv.	0	1	0	2	2	2	2	2	2	2
274 Legal, account., man., cons. and pub. rel.	:	:	:	:	:	:	:	0	0	0
278 Adv., market res. and polling	:	:	:	:	:	:	:	:	:	0
279 Research and development	:	:	:	:	:	:	:	2	2	2
280 Architect., engin. and other technical	:	:	:	:	:	:	:	:	:	0
281 Agric., mining and on-site processing	:	:	:	:	:	:	:	:	:	:
284 Other	:	:	:	:	:	:	:	5	5	7
285 Serv. between affiliated enterprises, nie	:	:	:	:	:	:	:	:	:	:
287 Personal, cultural and recreational services	:	:	:	:	:	:	:	:	:	:
288 Audio-visual and related services	:	:	:	:	:	:	:	:	:	:
289 Other personal, cultural and recreational	:	:	:	:	:	:	:	:	:	:
291 Government services, n i e	:	:	:	:	:	:	:	0	0	0
982 Services not allocated	3	0	0	0	0	0	0	:	:	:
300 INCOME	94	93	91	91	92	94	86	99	87	85
310 Compensation of employees	0	0	0	0	0	0	0	0	0	0
320 Investment income	120	119	117	118	118	123	107	133	110	108
379 CURRENT TRANSFERS	112	109	119	116	124	110	111	132	148	152
993 CURRENT ACCOUNT	:	:	:	:	:	:	:	118	125	126
994 CAPITAL ACCOUNT	:	:	:	:	:	:	:	0	0	0
010 CURRENT + CAPITAL ACCOUNT	102	100	109	105	111	101	101	99	103	107
995 FINANCIAL ACCOUNT	.	.	.	.	.	.	.	.	.	.
998 NET ERRORS AND OMISSIONS	.	.	.	.	.	.	.	.	.	.

## 20.2.

## Reporter: European Union Institutions

## Partner: Intra EUR15

(Mio ECU)

	1985	1986	1987	1988	1989	1990	1991	1992	1993	1994
	<b>Credit</b>									
100 GOODS	:	:	:	:	:	:	:	0	0	0
200 SERVICES	:	:	:	:	:	:	:	49	39	41
205 Transportation	:	:	:	:	:	:	:	0	0	0
206 Sea transport	:	:	:	:	:	:	:	0	0	0
207 Passenger transport on sea	:	:	:	:	:	:	:	0	0	0
208 Freight transport on sea	:	:	:	:	:	:	:	0	0	0
209 Support. auxiliary and other services	:	:	:	:	:	:	:	0	0	0
210 Air transport	:	:	:	:	:	:	:	0	0	0
211 Passenger transport by air	:	:	:	:	:	:	:	0	0	0
212 Freight transport by air	:	:	:	:	:	:	:	0	0	0
213 Supporting, auxiliary and other services	:	:	:	:	:	:	:	0	0	0
214 Other transportation	:	:	:	:	:	:	:	0	0	0
236 Travel	:	:	:	:	:	:	:	0	0	0
981 Other services	:	:	:	:	:	:	:	48	39	41
245 Communications services	:	:	:	:	:	:	:	0	0	0
249 Construction services	:	:	:	:	:	:	:	0	0	0
253 Insurance services	:	:	:	:	:	:	:	0	0	0
260 Financial services	:	:	:	:	:	:	:	16	5	2
262 Computer and information services	:	:	:	:	:	:	:	0	0	0
266 Royalties and licence fees	:	:	:	:	:	:	:	0	0	0
268 Other business services	:	:	:	:	:	:	:	32	34	39
269 Merchanting and other trade-related serv.	:	:	:	:	:	:	:	0	0	0
270 Merchanting	:	:	:	:	:	:	:	0	0	0
271 Other trade related services	:	:	:	:	:	:	:	0	0	0
272 Operational leasing	:	:	:	:	:	:	:	0	0	0
273 Misc. business, prof. and technical serv.	:	:	:	:	:	:	:	32	34	39
274 Legal, account., man., cons. and pub. rel.	:	:	:	:	:	:	:	0	0	0
278 Adv., market res. and polling	:	:	:	:	:	:	:	0	0	0
279 Research and development	:	:	:	:	:	:	:	31	32	34
280 Architect., engin. and other technical	:	:	:	:	:	:	:	0	0	0
281 Agric., mining and on-site processing	:	:	:	:	:	:	:	0	0	0
284 Other	:	:	:	:	:	:	:	2	2	4
285 Serv. between affiliated enterprises, nie	:	:	:	:	:	:	:	0	0	0
287 Personal, cultural and recreational services	:	:	:	:	:	:	:	0	0	0
288 Audio-visual and related services	:	:	:	:	:	:	:	0	0	0
289 Other personal, cultural and recreational	:	:	:	:	:	:	:	0	0	0
291 Government services, n i e	:	:	:	:	:	:	:	0	0	0
982 Services not allocated	:	:	:	:	:	:	:	0	0	0
300 INCOME	:	:	:	:	:	:	:	8 707	9 782	9 670
310 Compensation of employees	:	:	:	:	:	:	:	0	0	0
320 Investment Income	:	:	:	:	:	:	:	8 707	9 782	9 670
379 CURRENT TRANSFERS	:	:	:	:	:	:	:	62 537	68 550	68 840
993 CURRENT ACCOUNT	:	:	:	:	:	:	:	71 292	78 371	78 551
994 CAPITAL ACCOUNT	:	:	:	:	:	:	:	:	:	:
010 CURRENT + CAPITAL ACCOUNT	:	:	:	:	:	:	:	:	:	:
995 FINANCIAL ACCOUNT	.	.	.	.	.	.	.	.	.	.
998 NET ERRORS AND OMISSIONS	.	.	.	.	.	.	.	.	.	.

## 20.2.

Reporter: European Union Institutions

Partner: Intra EUR15

	<i>(Mio ECU)</i>									
	1985	1986	1987	1988	1989	1990	1991	1992	1993	1994
	<b>Debit</b>									
<b>100 GOODS</b>	:	:	:	:	:	:	:	168	157	175
<b>200 SERVICES</b>	:	:	:	:	:	:	:	4 230	4 593	5 307
<b>205 Transportation</b>	:	:	:	:	:	:	:	56	55	64
206 Sea transport	:	:	:	:	:	:	:	0	0	0
207 Passenger transport on sea	:	:	:	:	:	:	:	0	0	0
208 Freight transport on sea	:	:	:	:	:	:	:	0	0	0
209 Support. auxiliary and other services	:	:	:	:	:	:	:	0	0	0
210 Air transport	:	:	:	:	:	:	:	42	41	48
211 Passenger transport by air	:	:	:	:	:	:	:	42	41	48
212 Freight transport by air	:	:	:	:	:	:	:	0	0	0
213 Supporting, auxiliary and other services	:	:	:	:	:	:	:	0	0	0
214 Other transportation	:	:	:	:	:	:	:	14	14	16
<b>236 Travel</b>	:	:	:	:	:	:	:	34	55	64
<b>981 Other services</b>	:	:	:	:	:	:	:	4 140	4 482	5 178
245 Communications services	:	:	:	:	:	:	:	40	42	43
249 Construction services	:	:	:	:	:	:	:	0	0	0
253 Insurance services	:	:	:	:	:	:	:	1	1	1
260 Financial services	:	:	:	:	:	:	:	8	13	19
262 Computer and information services	:	:	:	:	:	:	:	195	250	398
266 Royalties and licence fees	:	:	:	:	:	:	:	0	0	0
268 Other business services	:	:	:	:	:	:	:	1 796	2 033	2 546
269 Merchanting and other trade-related serv.	:	:	:	:	:	:	:	0	0	0
270 Merchanting	:	:	:	:	:	:	:	0	0	0
271 Other trade related services	:	:	:	:	:	:	:	0	0	0
272 Operational leasing	:	:	:	:	:	:	:	89	79	147
273 Misc. business, prof. and technical serv.	:	:	:	:	:	:	:	1 706	1 954	2 399
274 Legal, account., man., cons. and pub. rel.	:	:	:	:	:	:	:	2	3	168
278 Adv., market res. and polling	:	:	:	:	:	:	:	0	0	2
279 Research and development	:	:	:	:	:	:	:	1 662	1 910	2 170
280 Architect., engin. and other technical	:	:	:	:	:	:	:	0	0	1
281 Agric., mining and on-site processing	:	:	:	:	:	:	:	0	0	0
284 Other	:	:	:	:	:	:	:	42	41	57
285 Serv. between affiliated enterprises, nie	:	:	:	:	:	:	:	0	0	0
287 Personal, cultural and recreational services	:	:	:	:	:	:	:	0	0	0
288 Audio-visual and related services	:	:	:	:	:	:	:	0	0	0
289 Other personal, cultural and recreational	:	:	:	:	:	:	:	0	0	0
291 Government services, n i e	:	:	:	:	:	:	:	2 100	2 143	2 171
<b>982 Services not allocated</b>	:	:	:	:	:	:	:	0	0	0
<b>300 INCOME</b>	:	:	:	:	:	:	:	8 296	10 617	10 611
310 Compensation of employees	:	:	:	:	:	:	:	2 370	2 587	2 467
320 Investment Income	:	:	:	:	:	:	:	5 926	8 031	8 144
<b>379 CURRENT TRANSFERS</b>	:	:	:	:	:	:	:	43 468	42 611	41 616
<b>993 CURRENT ACCOUNT</b>	:	:	:	:	:	:	:	56 162	57 979	57 709
<b>994 CAPITAL ACCOUNT</b>	:	:	:	:	:	:	:	:	:	:
<b>010 CURRENT + CAPITAL ACCOUNT</b>	:	:	:	:	:	:	:	:	:	:
<b>995 FINANCIAL ACCOUNT</b>	.	.	.	.	.	.	.	.	.	.
<b>998 NET ERRORS AND OMISSIONS</b>	.	.	.	.	.	.	.	.	.	.

## 20.2.

Reporter: European Union Institutions

Partner: Intra EUR15

	(Mio ECU)									
	1985	1986	1987	1988	1989	1990	1991	1992	1993	1994
	<b>Net</b>									
<b>100 GOODS</b>	:	:	:	:	:	:	:	-168	-157	-175
<b>200 SERVICES</b>	:	:	:	:	:	:	:	-4 181	-4 554	-5 266
<b>205 Transportation</b>	:	:	:	:	:	:	:	-56	-55	-64
206 Sea transport	:	:	:	:	:	:	:	0	0	0
207 Passenger transport on sea	:	:	:	:	:	:	:	0	0	0
208 Freight transport on sea	:	:	:	:	:	:	:	0	0	0
209 Support. auxiliary and other services	:	:	:	:	:	:	:	0	0	0
210 Air transport	:	:	:	:	:	:	:	-42	-41	-48
211 Passenger transport by air	:	:	:	:	:	:	:	-42	-41	-48
212 Freight transport by air	:	:	:	:	:	:	:	0	0	0
213 Supporting, auxiliary and other services	:	:	:	:	:	:	:	0	0	0
214 Other transportation	:	:	:	:	:	:	:	-14	-14	-16
<b>236 Travel</b>	:	:	:	:	:	:	:	-34	-55	-64
<b>981 Other services</b>	:	:	:	:	:	:	:	-4 091	-4 445	-5 137
245 Communications services	:	:	:	:	:	:	:	-40	-42	-43
249 Construction services	:	:	:	:	:	:	:	0	0	0
253 Insurance services	:	:	:	:	:	:	:	-1	-1	-1
260 Financial services	:	:	:	:	:	:	:	8	-9	-17
262 Computer and information services	:	:	:	:	:	:	:	-195	-250	-398
266 Royalties and licence fees	:	:	:	:	:	:	:	0	0	0
268 Other business services	:	:	:	:	:	:	:	-1 763	-2 000	-2 507
269 Merchanting and other trade-related serv.	:	:	:	:	:	:	:	0	0	0
270 Merchanting	:	:	:	:	:	:	:	0	0	0
271 Other trade related services	:	:	:	:	:	:	:	0	0	0
272 Operational leasing	:	:	:	:	:	:	:	-89	-79	-147
273 Misc. business, prof. and technical serv.	:	:	:	:	:	:	:	-1 674	-1 921	-2 360
274 Legal, account., man., cons. and pub. rel.	:	:	:	:	:	:	:	-2	-3	-168
278 Adv., market res. and polling	:	:	:	:	:	:	:	0	0	-2
279 Research and development	:	:	:	:	:	:	:	-1 632	-1 879	-2 136
280 Architect., engin. and other technical	:	:	:	:	:	:	:	0	0	-1
281 Agric., mining and on-site processing	:	:	:	:	:	:	:	0	0	0
284 Other	:	:	:	:	:	:	:	-40	-39	-53
285 Serv. between affiliated enterprises, nie	:	:	:	:	:	:	:	0	0	0
287 Personal, cultural and recreational services	:	:	:	:	:	:	:	0	0	0
288 Audio-visual and related services	:	:	:	:	:	:	:	0	0	0
289 Other personal, cultural and recreational	:	:	:	:	:	:	:	0	0	0
291 Government services, n i e	:	:	:	:	:	:	:	-2 100	-2 143	-2 171
<b>982 Services not allocated</b>	:	:	:	:	:	:	:	0	0	0
<b>300 INCOME</b>	:	:	:	:	:	:	:	411	-836	-941
310 Compensation of employees	:	:	:	:	:	:	:	-2 370	-2 587	-2 467
320 Investment Income	:	:	:	:	:	:	:	2 780	1 751	1 526
<b>379 CURRENT TRANSFERS</b>	:	:	:	:	:	:	:	19 068	25 939	27 224
<b>993 CURRENT ACCOUNT</b>	:	:	:	:	:	:	:	15 130	20 392	20 841
<b>994 CAPITAL ACCOUNT</b>	:	:	:	:	:	:	:	:	:	:
<b>010 CURRENT + CAPITAL ACCOUNT</b>	:	:	:	:	:	:	:	:	:	:
<b>995 FINANCIAL ACCOUNT</b>	:	:	:	:	:	:	:	:	:	:
<b>998 NET ERRORS AND OMISSIONS</b>	:	:	:	:	:	:	:	:	:	:

## 20.2.

Reporter: European Union Institutions

Partner: Intra EUR15

	(in %)									
	1985	1986	1987	1988	1989	1990	1991	1992	1993	1994
	<b>Cover ratio</b>									
<b>100 GOODS</b>	:	:	:	:	:	:	:	0	0	0
<b>200 SERVICES</b>	:	:	:	:	:	:	:	1	1	1
<b>205 Transportation</b>	:	:	:	:	:	:	:	0	0	0
206 Sea transport	:	:	:	:	:	:	:	:	:	:
207 Passenger transport on sea	:	:	:	:	:	:	:	:	:	:
208 Freight transport on sea	:	:	:	:	:	:	:	:	:	:
209 Support. auxiliary and other services	:	:	:	:	:	:	:	:	:	:
210 Air transport	:	:	:	:	:	:	:	0	0	0
211 Passenger transport by air	:	:	:	:	:	:	:	0	0	0
212 Freight transport by air	:	:	:	:	:	:	:	:	:	:
213 Supporting, auxiliary and other services	:	:	:	:	:	:	:	:	:	:
214 Other transportation	:	:	:	:	:	:	:	0	0	0
<b>236 Travel</b>	:	:	:	:	:	:	:	0	0	0
<b>981 Other services</b>	:	:	:	:	:	:	:	1	1	1
245 Communications services	:	:	:	:	:	:	:	0	0	0
249 Construction services	:	:	:	:	:	:	:	:	:	:
253 Insurance services	:	:	:	:	:	:	:	0	0	0
260 Financial services	:	:	:	:	:	:	:	200	38	11
262 Computer and information services	:	:	:	:	:	:	:	0	0	0
266 Royalties and licence fees	:	:	:	:	:	:	:	:	:	:
268 Other business services	:	:	:	:	:	:	:	2	2	2
269 Merchanting and other trade-related serv.	:	:	:	:	:	:	:	:	:	:
270 Merchanting	:	:	:	:	:	:	:	:	:	:
271 Other trade related services	:	:	:	:	:	:	:	:	:	:
272 Operational leasing	:	:	:	:	:	:	:	0	0	0
273 Misc. business, prof. and technical serv.	:	:	:	:	:	:	:	2	2	2
274 Legal, account., man., cons. and pub. rel.	:	:	:	:	:	:	:	0	0	0
278 Adv., market res. and polling	:	:	:	:	:	:	:	:	:	0
279 Research and development	:	:	:	:	:	:	:	2	2	2
280 Architect., engin. and other technical	:	:	:	:	:	:	:	:	:	0
281 Agric., mining and on-site processing	:	:	:	:	:	:	:	:	:	:
284 Other	:	:	:	:	:	:	:	5	5	7
285 Serv. between affiliated enterprises, nie	:	:	:	:	:	:	:	:	:	:
287 Personal, cultural and recreational services	:	:	:	:	:	:	:	:	:	:
288 Audio-visual and related services	:	:	:	:	:	:	:	:	:	:
289 Other personal, cultural and recreational	:	:	:	:	:	:	:	:	:	:
291 Government services, n i e	:	:	:	:	:	:	:	0	0	0
<b>982 Services not allocated</b>	:	:	:	:	:	:	:	:	:	:
<b>300 INCOME</b>	:	:	:	:	:	:	:	105	92	91
310 Compensation of employees	:	:	:	:	:	:	:	0	0	0
320 Investment Income	:	:	:	:	:	:	:	147	122	119
<b>379 CURRENT TRANSFERS</b>	:	:	:	:	:	:	:	144	161	165
<b>993 CURRENT ACCOUNT</b>	:	:	:	:	:	:	:	127	135	136
<b>994 CAPITAL ACCOUNT</b>	:	:	:	:	:	:	:	:	:	:
<b>010 CURRENT + CAPITAL ACCOUNT</b>	:	:	:	:	:	:	:	:	:	:
<b>995 FINANCIAL ACCOUNT</b>	.	.	.	.	.	.	.	.	.	.
<b>998 NET ERRORS AND OMISSIONS</b>	.	.	.	.	.	.	.	.	.	.

**20.3.**
**Reporter: European Union Institutions**
**Partner: Extra EUR15**

(Mio ECU)

	1985	1986	1987	1988	1989	1990	1991	1992	1993	1994
	<b>Credit</b>									
<b>100 GOODS</b>	:	:	:	:	:	:	:	0	0	0
<b>200 SERVICES</b>	:	:	:	:	:	:	:	1	1	0
<b>205 Transportation</b>	:	:	:	:	:	:	:	0	0	0
206 Sea transport	:	:	:	:	:	:	:	0	0	0
207 Passenger transport on sea	:	:	:	:	:	:	:	0	0	0
208 Freight transport on sea	:	:	:	:	:	:	:	0	0	0
209 Support. auxiliary and other services	:	:	:	:	:	:	:	0	0	0
210 Air transport	:	:	:	:	:	:	:	0	0	0
211 Passenger transport by air	:	:	:	:	:	:	:	0	0	0
212 Freight transport by air	:	:	:	:	:	:	:	0	0	0
213 Supporting, auxiliary and other services	:	:	:	:	:	:	:	0	0	0
214 Other transportation	:	:	:	:	:	:	:	0	0	0
<b>236 Travel</b>	:	:	:	:	:	:	:	0	0	0
<b>981 Other services</b>	:	:	:	:	:	:	:	1	1	0
245 Communications services	:	:	:	:	:	:	:	0	0	0
249 Construction services	:	:	:	:	:	:	:	0	0	0
253 Insurance services	:	:	:	:	:	:	:	0	0	0
260 Financial services	:	:	:	:	:	:	:	0	0	0
262 Computer and information services	:	:	:	:	:	:	:	1	1	0
266 Royalties and licence fees	:	:	:	:	:	:	:	0	0	0
268 Other business services	:	:	:	:	:	:	:	0	0	0
269 Merchating and other trade-related serv.	:	:	:	:	:	:	:	0	0	0
270 Merchating	:	:	:	:	:	:	:	0	0	0
271 Other trade related services	:	:	:	:	:	:	:	0	0	0
272 Operational leasing	:	:	:	:	:	:	:	0	0	0
273 Misc. business, prof. and technical serv.	:	:	:	:	:	:	:	0	0	0
274 Legal, account., man., cons. and pub. rel.	:	:	:	:	:	:	:	0	0	0
278 Adv., market res. and polling	:	:	:	:	:	:	:	0	0	0
279 Research and development	:	:	:	:	:	:	:	0	0	0
280 Architect., engin. and other technical	:	:	:	:	:	:	:	0	0	0
281 Agric., mining and on-site processing	:	:	:	:	:	:	:	0	0	0
284 Other	:	:	:	:	:	:	:	0	0	0
285 Serv. between affiliated enterprises, nie	:	:	:	:	:	:	:	0	0	0
287 Personal, cultural and recreational services	:	:	:	:	:	:	:	0	0	0
288 Audio-visual and related services	:	:	:	:	:	:	:	0	0	0
289 Other personal, cultural and recreational	:	:	:	:	:	:	:	0	0	0
291 Government services, n i e	:	:	:	:	:	:	:	0	0	0
<b>982 Services not allocated</b>	:	:	:	:	:	:	:	0	0	0
<b>300 INCOME</b>	:	:	:	:	:	:	:	511	574	567
310 Compensation of employees	:	:	:	:	:	:	:	0	0	0
320 Investment Income	:	:	:	:	:	:	:	511	574	567
<b>379 CURRENT TRANSFERS</b>	:	:	:	:	:	:	:	23	26	26
<b>993 CURRENT ACCOUNT</b>	:	:	:	:	:	:	:	535	600	593
<b>994 CAPITAL ACCOUNT</b>	:	:	:	:	:	:	:	:	:	:
<b>010 CURRENT + CAPITAL ACCOUNT</b>	:	:	:	:	:	:	:	:	:	:
<b>995 FINANCIAL ACCOUNT</b>	.	.	.	.	.	.	.	.	.	.
<b>998 NET ERRORS AND OMISSIONS</b>	.	.	.	.	.	.	.	.	.	.



20.3.

Reporter: European Union Institutions

Partner: Extra EUR15

	<i>(Mio ECU)</i>									
	1985	1986	1987	1988	1989	1990	1991	1992	1993	1994
	<b>Debit</b>									
<b>100 GOODS</b>	:	:	:	:	:	:	:	10	9	10
<b>200 SERVICES</b>	:	:	:	:	:	:	:	90	96	109
<b>205 Transportation</b>	:	:	:	:	:	:	:	0	0	1
206 Sea transport	:	:	:	:	:	:	:	0	0	0
207 Passenger transport on sea	:	:	:	:	:	:	:	0	0	0
208 Freight transport on sea	:	:	:	:	:	:	:	0	0	0
209 Support. auxiliary and other services	:	:	:	:	:	:	:	0	0	0
210 Air transport	:	:	:	:	:	:	:	0	0	0
211 Passenger transport by air	:	:	:	:	:	:	:	0	0	0
212 Freight transport by air	:	:	:	:	:	:	:	0	0	0
213 Supporting, auxiliary and other services	:	:	:	:	:	:	:	0	0	0
214 Other transportation	:	:	:	:	:	:	:	0	0	0
<b>236 Travel</b>	:	:	:	:	:	:	:	2	3	3
<b>981 Other services</b>	:	:	:	:	:	:	:	87	94	104
245 Communications services	:	:	:	:	:	:	:	5	5	5
249 Construction services	:	:	:	:	:	:	:	0	0	0
253 Insurance services	:	:	:	:	:	:	:	0	0	0
260 Financial services	:	:	:	:	:	:	:	1	2	3
262 Computer and information services	:	:	:	:	:	:	:	6	8	12
266 Royalties and licence fees	:	:	:	:	:	:	:	0	0	0
268 Other business services	:	:	:	:	:	:	:	11	13	18
269 Merchanting and other trade-related serv.	:	:	:	:	:	:	:	0	0	0
270 Merchanting	:	:	:	:	:	:	:	0	0	0
271 Other trade related services	:	:	:	:	:	:	:	0	0	0
272 Operational leasing	:	:	:	:	:	:	:	0	0	0
273 Misc. business, prof. and technical serv.	:	:	:	:	:	:	:	11	13	18
274 Legal, account., man., cons. and pub. rel.	:	:	:	:	:	:	:	0	0	4
278 Adv., market res. and polling	:	:	:	:	:	:	:	0	0	0
279 Research and development	:	:	:	:	:	:	:	11	13	15
280 Architect., engin. and other technical	:	:	:	:	:	:	:	0	0	0
281 Agric., mining and on-site processing	:	:	:	:	:	:	:	0	0	0
284 Other	:	:	:	:	:	:	:	0	0	0
285 Serv. between affiliated enterprises, nie	:	:	:	:	:	:	:	0	0	0
287 Personal, cultural and recreational services	:	:	:	:	:	:	:	0	0	0
288 Audio-visual and related services	:	:	:	:	:	:	:	0	0	0
289 Other personal, cultural and recreational	:	:	:	:	:	:	:	0	0	0
291 Government services, n i e	:	:	:	:	:	:	:	64	66	66
<b>982 Services not allocated</b>	:	:	:	:	:	:	:	0	0	0
<b>300 INCOME</b>	:	:	:	:	:	:	:	993	1 344	1 363
310 Compensation of employees	:	:	:	:	:	:	:	3	3	3
320 Investment Income	:	:	:	:	:	:	:	990	1 341	1 360
<b>379 CURRENT TRANSFERS</b>	:	:	:	:	:	:	:	3 838	3 762	3 675
<b>993 CURRENT ACCOUNT</b>	:	:	:	:	:	:	:	4 930	5 212	5 156
<b>994 CAPITAL ACCOUNT</b>	:	:	:	:	:	:	:	:	:	:
<b>010 CURRENT + CAPITAL ACCOUNT</b>	:	:	:	:	:	:	:	:	:	:
<b>995 FINANCIAL ACCOUNT</b>	.	.	.	.	.	.	.	.	.	.
<b>998 NET ERRORS AND OMISSIONS</b>	.	.	.	.	.	.	.	.	.	.

## 20.3.

## Reporter: European Union Institutions

## Partner: Extra EUR15

	(Mio ECU)									
	1985	1986	1987	1988	1989	1990	1991	1992	1993	1994
	<b>Net</b>									
<b>100 GOODS</b>	:	:	:	:	:	:	:	-10	-9	-10
<b>200 SERVICES</b>	:	:	:	:	:	:	:	-89	-95	-108
<b>205 Transportation</b>	:	:	:	:	:	:	:	0	0	-1
206 Sea transport	:	:	:	:	:	:	:	0	0	0
207 Passenger transport on sea	:	:	:	:	:	:	:	0	0	0
208 Freight transport on sea	:	:	:	:	:	:	:	0	0	0
209 Support. auxiliary and other services	:	:	:	:	:	:	:	0	0	0
210 Air transport	:	:	:	:	:	:	:	0	0	0
211 Passenger transport by air	:	:	:	:	:	:	:	0	0	0
212 Freight transport by air	:	:	:	:	:	:	:	0	0	0
213 Supporting, auxiliary and other services	:	:	:	:	:	:	:	0	0	0
214 Other transportation	:	:	:	:	:	:	:	0	0	0
<b>236 Travel</b>	:	:	:	:	:	:	:	-2	-3	-3
<b>981 Other services</b>	:	:	:	:	:	:	:	-87	-93	-104
245 Communications services	:	:	:	:	:	:	:	-5	-5	-5
249 Construction services	:	:	:	:	:	:	:	0	0	0
253 Insurance services	:	:	:	:	:	:	:	0	0	0
260 Financial services	:	:	:	:	:	:	:	-1	-2	-3
262 Computer and information services	:	:	:	:	:	:	:	-6	-7	-12
266 Royalties and licence fees	:	:	:	:	:	:	:	0	0	0
268 Other business services	:	:	:	:	:	:	:	-11	-13	-18
269 Merchating and other trade-related serv.	:	:	:	:	:	:	:	0	0	0
270 Merchating	:	:	:	:	:	:	:	0	0	0
271 Other trade related services	:	:	:	:	:	:	:	0	0	0
272 Operational leasing	:	:	:	:	:	:	:	0	0	0
273 Misc. business, prof. and technical serv.	:	:	:	:	:	:	:	-11	-13	-18
274 Legal, account., man., cons. and pub. rel.	:	:	:	:	:	:	:	0	0	-4
278 Adv., market res. and polling	:	:	:	:	:	:	:	0	0	0
279 Research and development	:	:	:	:	:	:	:	-11	-13	-15
280 Architect., engin. and other technical	:	:	:	:	:	:	:	0	0	0
281 Agric., mining and on-site processing	:	:	:	:	:	:	:	0	0	0
284 Other	:	:	:	:	:	:	:	0	0	0
285 Serv. between affiliated enterprises, nie	:	:	:	:	:	:	:	0	0	0
287 Personal, cultural and recreational services	:	:	:	:	:	:	:	0	0	0
288 Audio-visual and related services	:	:	:	:	:	:	:	0	0	0
289 Other personal, cultural and recreational	:	:	:	:	:	:	:	0	0	0
291 Government services, n i e	:	:	:	:	:	:	:	-64	-66	-66
<b>982 Services not allocated</b>	:	:	:	:	:	:	:	0	0	0
<b>300 INCOME</b>	:	:	:	:	:	:	:	-482	-771	-796
310 Compensation of employees	:	:	:	:	:	:	:	-3	-3	-3
320 Investment Income	:	:	:	:	:	:	:	-479	-768	-793
<b>379 CURRENT TRANSFERS</b>	:	:	:	:	:	:	:	-3 815	-3 737	-3 649
<b>993 CURRENT ACCOUNT</b>	:	:	:	:	:	:	:	-4 395	-4 611	-4 563
<b>994 CAPITAL ACCOUNT</b>	:	:	:	:	:	:	:	:	:	:
<b>010 CURRENT + CAPITAL ACCOUNT</b>	:	:	:	:	:	:	:	:	:	:
<b>995 FINANCIAL ACCOUNT</b>	:	:	:	:	:	:	:	:	:	:
<b>998 NET ERRORS AND OMISSIONS</b>	:	:	:	:	:	:	:	:	:	:

## 20.3.

Reporter: European Union Institutions

Partner: Extra EUR15

	(in %)									
	1985	1986	1987	1988	1989	1990	1991	1992	1993	1994
	<b>Cover ratio</b>									
<b>100 GOODS</b>	:	:	:	:	:	:	:	0	0	0
<b>200 SERVICES</b>	:	:	:	:	:	:	:	1	1	0
<b>205 Transportation</b>	:	:	:	:	:	:	:	:	:	0
206 Sea transport	:	:	:	:	:	:	:	:	:	:
207 Passenger transport on sea	:	:	:	:	:	:	:	:	:	:
208 Freight transport on sea	:	:	:	:	:	:	:	:	:	:
209 Support. auxiliary and other services	:	:	:	:	:	:	:	:	:	:
210 Air transport	:	:	:	:	:	:	:	:	:	:
211 Passenger transport by air	:	:	:	:	:	:	:	:	:	:
212 Freight transport by air	:	:	:	:	:	:	:	:	:	:
213 Supporting, auxiliary and other services	:	:	:	:	:	:	:	:	:	:
214 Other transportation	:	:	:	:	:	:	:	:	:	:
<b>236 Travel</b>	:	:	:	:	:	:	:	0	0	0
<b>981 Other services</b>	:	:	:	:	:	:	:	1	1	0
245 Communications services	:	:	:	:	:	:	:	0	0	0
249 Construction services	:	:	:	:	:	:	:	:	:	:
253 Insurance services	:	:	:	:	:	:	:	:	:	:
260 Financial services	:	:	:	:	:	:	:	0	0	0
262 Computer and information services	:	:	:	:	:	:	:	17	13	0
266 Royalties and licence fees	:	:	:	:	:	:	:	:	:	:
268 Other business services	:	:	:	:	:	:	:	0	0	0
269 Merchenting and other trade-related serv.	:	:	:	:	:	:	:	:	:	:
270 Merchenting	:	:	:	:	:	:	:	:	:	:
271 Other trade related services	:	:	:	:	:	:	:	:	:	:
272 Operational leasing	:	:	:	:	:	:	:	:	:	:
273 Misc. business, prof. and technical serv.	:	:	:	:	:	:	:	0	0	0
274 Legal, account., man., cons. and pub. rel.	:	:	:	:	:	:	:	:	:	0
278 Adv., market res. and polling	:	:	:	:	:	:	:	:	:	:
279 Research and development	:	:	:	:	:	:	:	0	0	0
280 Architect., engin. and other technical	:	:	:	:	:	:	:	:	:	:
281 Agric., mining and on-site processing	:	:	:	:	:	:	:	:	:	:
284 Other	:	:	:	:	:	:	:	:	:	:
285 Serv. between affiliated enterprises, nie	:	:	:	:	:	:	:	:	:	:
287 Personal, cultural and recreational services	:	:	:	:	:	:	:	:	:	:
288 Audio-visual and related services	:	:	:	:	:	:	:	:	:	:
289 Other personal, cultural and recreational	:	:	:	:	:	:	:	:	:	:
291 Government services, n i e	:	:	:	:	:	:	:	0	0	0
<b>982 Services not allocated</b>	:	:	:	:	:	:	:	:	:	:
<b>300 INCOME</b>	:	:	:	:	:	:	:	51	43	42
310 Compensation of employees	:	:	:	:	:	:	:	0	0	0
320 Investment Income	:	:	:	:	:	:	:	52	43	42
<b>379 CURRENT TRANSFERS</b>	:	:	:	:	:	:	:	1	1	1
<b>993 CURRENT ACCOUNT</b>	:	:	:	:	:	:	:	11	12	12
<b>994 CAPITAL ACCOUNT</b>	:	:	:	:	:	:	:	:	:	:
<b>010 CURRENT + CAPITAL ACCOUNT</b>	:	:	:	:	:	:	:	:	:	:
<b>995 FINANCIAL ACCOUNT</b>	.	.	.	.	.	.	.	.	.	.
<b>998 NET ERRORS AND OMISSIONS</b>	.	.	.	.	.	.	.	.	.	.

## 20.4.

Reporter: European Union Institutions

Partner: Intra EUR12

	(Mio ECU)									
	1985	1986	1987	1988	1989	1990	1991	1992	1993	1994
	<b>Credit</b>									
<b>100 GOODS</b>	0	0	0	1	0	0	0	0	0	0
<b>200 SERVICES</b>	60	3	3	17	22	24	30	49	39	41
<b>205 Transportation</b>	0	0	0	0	0	0	0	0	0	0
206 Sea transport	0	0	0	0	0	0	0	0	0	0
207 Passenger transport on sea	0	0	0	0	0	0	0	0	0	0
208 Freight transport on sea	0	0	0	0	0	0	0	0	0	0
209 Support. auxiliary and other services	:	:	:	:	:	:	:	0	0	0
210 Air transport	0	0	0	0	0	0	0	0	0	0
211 Passenger transport by air	0	0	0	0	0	0	0	0	0	0
212 Freight transport by air	0	0	0	0	0	0	0	0	0	0
213 Supporting, auxiliary and other services	:	:	:	:	:	:	:	0	0	0
214 Other transportation	0	0	0	0	0	0	0	0	0	0
<b>236 Travel</b>	0	0	0	0	0	0	0	0	0	0
<b>981 Other services</b>	9	3	3	17	21	23	29	48	39	41
245 Communications services	0	0	0	0	0	0	0	0	0	0
249 Construction services	0	0	0	0	0	0	0	0	0	0
253 Insurance services	0	0	0	0	0	0	0	0	0	0
260 Financial services	8	0	0	0	0	0	5	16	5	2
262 Computer and information services	:	:	:	:	:	:	:	0	0	0
266 Royalties and licence fees	0	0	0	0	0	0	0	0	0	0
268 Other business services	0	3	3	17	21	23	25	32	34	39
269 Merchanting and other trade-related serv.	0	0	0	0	0	0	0	0	0	0
270 Merchanting	0	0	0	0	0	0	0	0	0	0
271 Other trade related services	0	0	0	0	0	0	0	0	0	0
272 Operational leasing	:	:	:	:	:	:	:	0	0	0
273 Misc. business, prof. and technical serv.	0	3	3	17	21	23	25	32	34	39
274 Legal, account., man., cons. and pub. rel.	:	:	:	:	:	:	:	0	0	0
278 Adv., market res. and polling	0	0	0	0	0	0	0	0	0	0
279 Research and development	:	:	:	:	:	:	:	31	32	34
280 Architect., engin. and other technical	:	:	:	:	:	:	:	0	0	0
281 Agric., mining and on-site processing	:	:	:	:	:	:	:	0	0	0
284 Other	:	:	:	:	:	:	:	2	2	4
285 Serv. between affiliated enterprises, nie	:	:	:	:	:	:	:	0	0	0
287 Personal, cultural and recreational services	0	0	0	0	0	0	0	0	0	0
288 Audio-visual and related services	:	:	:	:	:	:	:	0	0	0
289 Other personal, cultural and recreational	:	:	:	:	:	:	:	0	0	0
291 Government services, n i e	0	0	0	0	0	0	0	0	0	0
<b>982 Services not allocated</b>	51	0	0	0	1	1	1	0	0	0
<b>300 INCOME</b>	4 399	5 098	5 001	5 313	5 916	6 436	7 544	8 682	9 754	9 642
310 Compensation of employees	0	0	0	0	0	0	0	0	0	0
320 Investment Income	4 399	5 098	5 001	5 313	5 916	6 436	7 544	8 682	9 754	9 642
<b>379 CURRENT TRANSFERS</b>	29 123	34 566	39 062	45 801	49 778	46 205	58 281	62 461	68 467	68 756
<b>993 CURRENT ACCOUNT</b>	:	:	:	:	:	:	:	71 191	78 259	78 439
<b>994 CAPITAL ACCOUNT</b>	:	:	:	:	:	:	:	:	:	:
<b>010 CURRENT + CAPITAL ACCOUNT</b>	33 582	39 667	44 066	51 132	55 715	52 665	65 856	:	:	:
<b>995 FINANCIAL ACCOUNT</b>	.	.	.	.	.	.	.	.	.	.
<b>998 NET ERRORS AND OMISSIONS</b>	.	.	.	.	.	.	.	.	.	.

## 20.4.

Reporter: European Union Institutions

Partner: Intra EUR12

	<i>(Mio ECU)</i>									
	1985	1986	1987	1988	1989	1990	1991	1992	1993	1994
	<b>Debit</b>									
<b>100 GOODS</b>	<b>90</b>	<b>78</b>	<b>101</b>	<b>107</b>	<b>133</b>	<b>162</b>	<b>177</b>	<b>168</b>	<b>157</b>	<b>175</b>
<b>200 SERVICES</b>	<b>2 076</b>	<b>2 039</b>	<b>1 976</b>	<b>3 281</b>	<b>3 119</b>	<b>3 446</b>	<b>3 671</b>	<b>4 215</b>	<b>4 576</b>	<b>5 287</b>
<b>205 Transportation</b>	<b>9</b>	<b>5</b>	<b>13</b>	<b>13</b>	<b>14</b>	<b>16</b>	<b>18</b>	<b>56</b>	<b>55</b>	<b>64</b>
206 Sea transport	0	0	0	0	0	0	0	0	0	0
207 Passenger transport on sea	0	0	0	0	0	0	0	0	0	0
208 Freight transport on sea	0	0	0	0	0	0	0	0	0	0
209 Support. auxiliary and other services	:	:	:	:	:	:	:	0	0	0
210 Air transport	9	5	13	13	14	16	18	42	41	48
211 Passenger transport by air	9	5	13	13	14	16	18	42	41	48
212 Freight transport by air	0	0	0	0	0	0	0	0	0	0
213 Supporting, auxiliary and other services	:	:	:	:	:	:	:	0	0	0
214 Other transportation	0	0	0	0	0	0	0	14	14	16
<b>236 Travel</b>	<b>52</b>	<b>50</b>	<b>71</b>	<b>86</b>	<b>82</b>	<b>93</b>	<b>75</b>	<b>34</b>	<b>55</b>	<b>64</b>
<b>981 Other services</b>	<b>452</b>	<b>526</b>	<b>649</b>	<b>848</b>	<b>997</b>	<b>1 263</b>	<b>1 254</b>	<b>4 125</b>	<b>4 466</b>	<b>5 158</b>
245 Communications services	22	16	31	29	40	33	42	40	42	43
249 Construction services	0	0	0	0	0	0	0	0	0	0
253 Insurance services	0	0	0	0	0	0	0	1	1	1
260 Financial services	5	14	4	4	3	4	8	8	13	19
262 Computer and information services	:	:	:	:	:	:	:	194	249	396
266 Royalties and licence fees	0	0	0	0	0	0	0	0	0	0
268 Other business services	426	496	614	815	954	1 226	1 205	1 786	2 022	2 532
269 Merchanting and other trade-related serv.	0	0	0	0	0	0	0	0	0	0
270 Merchanting	0	0	0	0	0	0	0	0	0	0
271 Other trade related services	0	0	0	0	0	0	0	0	0	0
272 Operational leasing	:	:	:	:	:	:	:	89	79	147
273 Misc. business, prof. and technical serv.	426	496	614	815	954	1 226	1 205	1 697	1 943	2 385
274 Legal, account., man., cons. and pub. rel.	:	:	:	:	:	:	:	2	3	168
278 Adv., market res. and polling	0	0	0	0	0	0	0	0	0	2
279 Research and development	:	:	:	:	:	:	:	1 653	1 899	2 157
280 Architect., engin. and other technical	:	:	:	:	:	:	:	0	0	1
281 Agric., mining and on-site processing	:	:	:	:	:	:	:	0	0	0
284 Other	:	:	:	:	:	:	:	42	41	57
285 Serv. between affiliated enterprises, nie	:	:	:	:	:	:	:	0	0	0
287 Personal, cultural and recreational services	0	0	0	0	0	0	0	0	0	0
288 Audio-visual and related services	:	:	:	:	:	:	:	0	0	0
289 Other personal, cultural and recreational	:	:	:	:	:	:	:	0	0	0
291 Government services, n i e	0	0	0	0	0	0	0	2 096	2 139	2 167
<b>982 Services not allocated</b>	<b>1 562</b>	<b>1 458</b>	<b>1 243</b>	<b>2 334</b>	<b>2 026</b>	<b>2 074</b>	<b>2 324</b>	<b>0</b>	<b>0</b>	<b>0</b>
<b>300 INCOME</b>	<b>3 336</b>	<b>3 643</b>	<b>3 968</b>	<b>4 385</b>	<b>5 500</b>	<b>5 620</b>	<b>7 500</b>	<b>8 290</b>	<b>10 610</b>	<b>10 604</b>
310 Compensation of employees	1 105	1 226	1 269	1 391	1 499	1 691	1 834	2 369	2 586	2 467
320 Investment Income	2 231	2 417	2 699	2 994	4 001	3 929	5 666	5 922	8 025	8 137
<b>379 CURRENT TRANSFERS</b>	<b>24 338</b>	<b>30 622</b>	<b>31 476</b>	<b>37 624</b>	<b>38 585</b>	<b>39 454</b>	<b>49 177</b>	<b>43 443</b>	<b>42 586</b>	<b>41 592</b>
<b>993 CURRENT ACCOUNT</b>	<b>:</b>	<b>:</b>	<b>:</b>	<b>:</b>	<b>:</b>	<b>:</b>	<b>:</b>	<b>56 116</b>	<b>57 929</b>	<b>57 657</b>
<b>994 CAPITAL ACCOUNT</b>	<b>:</b>	<b>:</b>	<b>:</b>	<b>:</b>	<b>:</b>	<b>:</b>	<b>:</b>	<b>:</b>	<b>:</b>	<b>:</b>
<b>010 CURRENT + CAPITAL ACCOUNT</b>	<b>29 840</b>	<b>36 381</b>	<b>37 521</b>	<b>45 396</b>	<b>47 337</b>	<b>48 682</b>	<b>60 524</b>	<b>:</b>	<b>:</b>	<b>:</b>
<b>995 FINANCIAL ACCOUNT</b>	<b>.</b>	<b>.</b>	<b>.</b>	<b>.</b>	<b>.</b>	<b>.</b>	<b>.</b>	<b>.</b>	<b>.</b>	<b>.</b>
<b>998 NET ERRORS AND OMISSIONS</b>	<b>.</b>	<b>.</b>	<b>.</b>	<b>.</b>	<b>.</b>	<b>.</b>	<b>.</b>	<b>.</b>	<b>.</b>	<b>.</b>

**20.4.**
**Reporter: European Union Institutions**
**Partner: Intra EUR12**

	(Mio ECU)									
	1985	1986	1987	1988	1989	1990	1991	1992	1993	1994
	<b>Net</b>									
<b>100 GOODS</b>	<b>-90</b>	<b>-77</b>	<b>-100</b>	<b>-106</b>	<b>-133</b>	<b>-162</b>	<b>-177</b>	<b>-167</b>	<b>-157</b>	<b>-175</b>
<b>200 SERVICES</b>	<b>-2 016</b>	<b>-2 036</b>	<b>-1 973</b>	<b>-3 264</b>	<b>-3 097</b>	<b>-3 422</b>	<b>-3 640</b>	<b>-4 166</b>	<b>-4 537</b>	<b>-5 246</b>
<b>205 Transportation</b>	<b>-9</b>	<b>-5</b>	<b>-13</b>	<b>-13</b>	<b>-14</b>	<b>-16</b>	<b>-18</b>	<b>-56</b>	<b>-55</b>	<b>-64</b>
206 Sea transport	0	0	0	0	0	0	0	0	0	0
207 Passenger transport on sea	0	0	0	0	0	0	0	0	0	0
208 Freight transport on sea	0	0	0	0	0	0	0	0	0	0
209 Support. auxiliary and other services	:	:	:	:	:	:	:	0	0	0
210 Air transport	-9	-5	-13	-13	-14	-16	-18	-42	-41	-48
211 Passenger transport by air	-9	-5	-13	-13	-14	-16	-18	-42	-41	-48
212 Freight transport by air	0	0	0	0	0	0	0	0	0	0
213 Supporting, auxiliary and other services	:	:	:	:	:	:	:	0	0	0
214 Other transportation	0	0	0	0	0	0	0	-14	-14	-16
<b>236 Travel</b>	<b>-52</b>	<b>-50</b>	<b>-71</b>	<b>-86</b>	<b>-82</b>	<b>-93</b>	<b>-75</b>	<b>-34</b>	<b>-55</b>	<b>-64</b>
<b>981 Other services</b>	<b>-444</b>	<b>-524</b>	<b>-647</b>	<b>-832</b>	<b>-976</b>	<b>-1 241</b>	<b>-1 225</b>	<b>-4 076</b>	<b>-4 427</b>	<b>-5 118</b>
245 Communications services	-22	-16	-31	-29	-40	-33	-42	-40	-42	-43
249 Construction services	0	0	0	0	0	0	0	0	0	0
253 Insurance services	0	0	0	0	0	0	0	-1	-1	-1
260 Financial services	3	-14	-4	-4	-3	-4	-3	8	-9	-17
262 Computer and information services	:	:	:	:	:	:	:	-193	-248	-396
266 Royalties and licence fees	0	0	0	0	0	0	0	0	0	0
268 Other business services	-426	-493	-612	-798	-933	-1 203	-1 181	-1 754	-1 988	-2 494
269 Merchanting and other trade-related serv.	0	0	0	0	0	0	0	0	0	0
270 Merchanting	0	0	0	0	0	0	0	0	0	0
271 Other trade related services	0	0	0	0	0	0	0	0	0	0
272 Operational leasing	:	:	:	:	:	:	:	-89	-79	-147
273 Misc. business, prof. and technical serv.	-426	-493	-612	-798	-933	-1 203	-1 181	-1 664	-1 909	-2 347
274 Legal, account., man., cons. and pub. rel.	:	:	:	:	:	:	:	-2	-3	-168
278 Adv., market res. and polling	0	0	0	0	0	0	0	0	0	-2
279 Research and development	:	:	:	:	:	:	:	-1 622	-1 868	-2 123
280 Architect., engin. and other technical	:	:	:	:	:	:	:	0	0	-1
281 Agric., mining and on-site processing	:	:	:	:	:	:	:	0	0	0
284 Other	:	:	:	:	:	:	:	-40	-39	-53
285 Serv. between affiliated enterprises, nie	:	:	:	:	:	:	:	0	0	0
287 Personal, cultural and recreational services	0	0	0	0	0	0	0	0	0	0
288 Audio-visual and related services	:	:	:	:	:	:	:	0	0	0
289 Other personal, cultural and recreational	:	:	:	:	:	:	:	0	0	0
291 Government services, n i e	0	0	0	0	0	0	0	-2 096	-2 139	-2 167
<b>982 Services not allocated</b>	<b>-1 511</b>	<b>-1 458</b>	<b>-1 242</b>	<b>-2 334</b>	<b>-2 025</b>	<b>-2 072</b>	<b>-2 323</b>	<b>0</b>	<b>0</b>	<b>0</b>
<b>300 INCOME</b>	<b>1 063</b>	<b>1 455</b>	<b>1 032</b>	<b>928</b>	<b>415</b>	<b>816</b>	<b>44</b>	<b>391</b>	<b>-857</b>	<b>-962</b>
310 Compensation of employees	-1 105	-1 226	-1 269	-1 391	-1 499	-1 691	-1 834	-2 369	-2 586	-2 467
320 Investment Income	2 168	2 681	2 301	2 319	1 914	2 507	1 878	2 760	1 729	1 505
<b>379 CURRENT TRANSFERS</b>	<b>4 785</b>	<b>3 944</b>	<b>7 587</b>	<b>8 177</b>	<b>11 193</b>	<b>6 751</b>	<b>9 105</b>	<b>19 018</b>	<b>25 881</b>	<b>27 164</b>
<b>993 CURRENT ACCOUNT</b>	<b>:</b>	<b>:</b>	<b>:</b>	<b>:</b>	<b>:</b>	<b>:</b>	<b>:</b>	<b>15 075</b>	<b>20 330</b>	<b>20 782</b>
<b>994 CAPITAL ACCOUNT</b>	<b>:</b>	<b>:</b>	<b>:</b>	<b>:</b>	<b>:</b>	<b>:</b>	<b>:</b>	<b>:</b>	<b>:</b>	<b>:</b>
<b>010 CURRENT + CAPITAL ACCOUNT</b>	<b>3 742</b>	<b>3 286</b>	<b>6 545</b>	<b>5 736</b>	<b>8 378</b>	<b>3 983</b>	<b>5 332</b>	<b>:</b>	<b>:</b>	<b>:</b>
<b>995 FINANCIAL ACCOUNT</b>	<b>:</b>	<b>:</b>	<b>:</b>	<b>:</b>	<b>:</b>	<b>:</b>	<b>:</b>	<b>:</b>	<b>:</b>	<b>:</b>
<b>998 NET ERRORS AND OMISSIONS</b>	<b>:</b>	<b>:</b>	<b>:</b>	<b>:</b>	<b>:</b>	<b>:</b>	<b>:</b>	<b>:</b>	<b>:</b>	<b>:</b>

## 20.4.

Reporter: European Union Institutions

Partner: Intra EUR12

	(in %)									
	1985	1986	1987	1988	1989	1990	1991	1992	1993	1994
	<b>Cover ratio</b>									
<b>100 GOODS</b>	<b>0</b>	<b>0</b>	<b>0</b>	<b>1</b>	<b>0</b>	<b>0</b>	<b>0</b>	<b>0</b>	<b>0</b>	<b>0</b>
<b>200 SERVICES</b>	<b>3</b>	<b>0</b>	<b>0</b>	<b>1</b>	<b>1</b>	<b>1</b>	<b>1</b>	<b>1</b>	<b>1</b>	<b>1</b>
<b>205 Transportation</b>	<b>0</b>	<b>0</b>	<b>0</b>	<b>0</b>	<b>0</b>	<b>0</b>	<b>0</b>	<b>0</b>	<b>0</b>	<b>0</b>
206 Sea transport	:	:	:	:	:	:	:	:	:	:
207 Passenger transport on sea	:	:	:	:	:	:	:	:	:	:
208 Freight transport on sea	:	:	:	:	:	:	:	:	:	:
209 Support. auxiliary and other services	:	:	:	:	:	:	:	:	:	:
210 Air transport	0	0	0	0	0	0	0	0	0	0
211 Passenger transport by air	0	0	0	0	0	0	0	0	0	0
212 Freight transport by air	:	:	:	:	:	:	:	:	:	:
213 Supporting, auxiliary and other services	:	:	:	:	:	:	:	:	:	:
214 Other transportation	:	:	:	:	:	:	:	0	0	0
<b>236 Travel</b>	<b>0</b>	<b>0</b>	<b>0</b>	<b>0</b>	<b>0</b>	<b>0</b>	<b>0</b>	<b>0</b>	<b>0</b>	<b>0</b>
<b>981 Other services</b>	<b>2</b>	<b>1</b>	<b>0</b>	<b>2</b>	<b>2</b>	<b>2</b>	<b>2</b>	<b>1</b>	<b>1</b>	<b>1</b>
245 Communications services	0	0	0	0	0	0	0	0	0	0
249 Construction services	:	:	:	:	:	:	:	:	:	:
253 Insurance services	:	:	:	:	:	:	:	0	0	0
260 Financial services	160	0	0	0	0	0	63	200	38	11
262 Computer and information services	:	:	:	:	:	:	:	0	0	0
266 Royalties and licence fees	:	:	:	:	:	:	:	:	:	:
268 Other business services	0	1	0	2	2	2	2	2	2	2
269 Merchanting and other trade-related serv.	:	:	:	:	:	:	:	:	:	:
270 Merchanting	:	:	:	:	:	:	:	:	:	:
271 Other trade related services	:	:	:	:	:	:	:	:	:	:
272 Operational leasing	:	:	:	:	:	:	:	0	0	0
273 Misc. business, prof. and technical serv.	0	1	0	2	2	2	2	2	2	2
274 Legal, account., man., cons. and pub. rel.	:	:	:	:	:	:	:	0	0	0
278 Adv., market res. and polling	:	:	:	:	:	:	:	:	:	0
279 Research and development	:	:	:	:	:	:	:	2	2	2
280 Architect., engin. and other technical	:	:	:	:	:	:	:	:	:	0
281 Agric., mining and on-site processing	:	:	:	:	:	:	:	:	:	:
284 Other	:	:	:	:	:	:	:	5	5	7
285 Serv. between affiliated enterprises, nie	:	:	:	:	:	:	:	:	:	:
287 Personal, cultural and recreational services	:	:	:	:	:	:	:	:	:	:
288 Audio-visual and related services	:	:	:	:	:	:	:	:	:	:
289 Other personal, cultural and recreational	:	:	:	:	:	:	:	:	:	:
291 Government services, n i e	:	:	:	:	:	:	:	0	0	0
<b>982 Services not allocated</b>	<b>3</b>	<b>0</b>	<b>0</b>	<b>0</b>	<b>0</b>	<b>0</b>	<b>0</b>	:	:	:
<b>300 INCOME</b>	<b>132</b>	<b>140</b>	<b>126</b>	<b>121</b>	<b>108</b>	<b>115</b>	<b>101</b>	<b>105</b>	<b>92</b>	<b>91</b>
310 Compensation of employees	0	0	0	0	0	0	0	0	0	0
320 Investment Income	197	211	185	177	148	164	133	147	122	118
<b>379 CURRENT TRANSFERS</b>	<b>120</b>	<b>113</b>	<b>124</b>	<b>122</b>	<b>129</b>	<b>117</b>	<b>119</b>	<b>144</b>	<b>161</b>	<b>165</b>
<b>993 CURRENT ACCOUNT</b>	:	:	:	:	:	:	:	<b>127</b>	<b>135</b>	<b>136</b>
<b>994 CAPITAL ACCOUNT</b>	:	:	:	:	:	:	:	:	:	:
<b>010 CURRENT + CAPITAL ACCOUNT</b>	<b>113</b>	<b>109</b>	<b>117</b>	<b>113</b>	<b>118</b>	<b>108</b>	<b>109</b>	:	:	:
<b>995 FINANCIAL ACCOUNT</b>	-	-	-	-	-	-	-	-	-	-
<b>998 NET ERRORS AND OMISSIONS</b>	-	-	-	-	-	-	-	-	-	-

## 20.5.

Reporter: European Union Institutions

Partner: Extra EUR12

(Mio ECU)

	1985	1986	1987	1988	1989	1990	1991	1992	1993	1994
	<b>Credit</b>									
100 GOODS	0	0	0	0	0	0	0	0	0	0
200 SERVICES	5	0	0	0	0	0	1	1	1	0
205 Transportation	0	0	0	0	0	0	0	0	0	0
206 Sea transport	0	0	0	0	0	0	0	0	0	0
207 Passenger transport on sea	0	0	0	0	0	0	0	0	0	0
208 Freight transport on sea	0	0	0	0	0	0	0	0	0	0
209 Support. auxiliary and other services	:	:	:	:	:	:	:	0	0	0
210 Air transport	0	0	0	0	0	0	0	0	0	0
211 Passenger transport by air	0	0	0	0	0	0	0	0	0	0
212 Freight transport by air	0	0	0	0	0	0	0	0	0	0
213 Supporting, auxiliary and other services	:	:	:	:	:	:	:	0	0	0
214 Other transportation	0	0	0	0	0	0	0	0	0	0
236 Travel	0	0	0	0	0	0	0	0	0	0
981 Other services	0	0	0	0	0	0	0	1	1	0
245 Communications services	0	0	0	0	0	0	0	0	0	0
249 Construction services	0	0	0	0	0	0	0	0	0	0
253 Insurance services	0	0	0	0	0	0	0	0	0	0
260 Financial services	1	0	0	0	0	0	0	0	0	0
262 Computer and information services	:	:	:	:	:	:	:	1	1	0
266 Royalties and licence fees	0	0	0	0	0	0	0	0	0	0
268 Other business services	0	0	0	0	0	0	0	0	0	0
269 Merchandising and other trade-related serv.	0	0	0	0	0	0	0	0	0	0
270 Merchandising	0	0	0	0	0	0	0	0	0	0
271 Other trade related services	0	0	0	0	0	0	0	0	0	0
272 Operational leasing	:	:	:	:	:	:	:	0	0	0
273 Misc. business, prof. and technical serv.	0	0	0	0	0	0	0	0	0	0
274 Legal, account., man., cons. and pub. rel.	:	:	:	:	:	:	:	0	0	0
278 Adv., market res. and polling	0	0	0	0	0	0	0	0	0	0
279 Research and development	:	:	:	:	:	:	:	0	0	0
280 Architect., engin. and other technical	:	:	:	:	:	:	:	0	0	0
281 Agric., mining and on-site processing	:	:	:	:	:	:	:	0	0	0
284 Other	:	:	:	:	:	:	:	0	0	0
285 Serv. between affiliated enterprises, nie	:	:	:	:	:	:	:	0	0	0
287 Personal, cultural and recreational services	0	0	0	0	0	0	0	0	0	0
288 Audio-visual and related services	:	:	:	:	:	:	:	0	0	0
289 Other personal, cultural and recreational	:	:	:	:	:	:	:	0	0	0
291 Government services, n i e	0	0	0	0	0	0	0	0	0	0
982 Services not allocated	5	0	0	0	0	0	1	0	0	0
300 INCOME	322	164	218	220	241	269	455	536	602	595
310 Compensation of employees	0	0	0	0	0	0	0	0	0	0
320 Investment Income	322	164	218	220	241	269	455	536	602	595
379 CURRENT TRANSFERS	0	52	20	15	16	11	20	99	109	109
993 CURRENT ACCOUNT	:	:	:	:	:	:	:	636	712	704
994 CAPITAL ACCOUNT	:	:	:	:	:	:	:	:	:	:
010 CURRENT + CAPITAL ACCOUNT	327	216	237	235	258	281	477	:	:	:
995 FINANCIAL ACCOUNT	.	.	.	.	.	.	.	.	.	.
998 NET ERRORS AND OMISSIONS	.	.	.	.	.	.	.	.	.	.



## 20.5.

Reporter: European Union Institutions

Partner: Extra EUR12

	(Mio ECU)									
	1985	1986	1987	1988	1989	1990	1991	1992	1993	1994
	<b>Debit</b>									
<b>100 GOODS</b>	<b>2</b>	<b>2</b>	<b>2</b>	<b>3</b>	<b>7</b>	<b>10</b>	<b>10</b>	<b>10</b>	<b>9</b>	<b>11</b>
<b>200 SERVICES</b>	<b>86</b>	<b>115</b>	<b>26</b>	<b>38</b>	<b>57</b>	<b>60</b>	<b>70</b>	<b>105</b>	<b>113</b>	<b>129</b>
<b>205 Transportation</b>	<b>1</b>	<b>5</b>	<b>0</b>	<b>0</b>	<b>0</b>	<b>0</b>	<b>2</b>	<b>1</b>	<b>1</b>	<b>1</b>
206 Sea transport	0	0	0	0	0	0	0	0	0	0
207 Passenger transport on sea	0	0	0	0	0	0	0	0	0	0
208 Freight transport on sea	0	0	0	0	0	0	0	0	0	0
209 Support. auxiliary and other services	:	:	:	:	:	:	:	0	0	0
210 Air transport	1	5	0	0	0	0	2	0	0	0
211 Passenger transport by air	1	5	0	0	0	0	2	0	0	0
212 Freight transport by air	0	0	0	0	0	0	0	0	0	0
213 Supporting, auxiliary and other services	:	:	:	:	:	:	:	0	0	0
214 Other transportation	0	0	0	0	0	0	0	0	0	0
<b>236 Travel</b>	<b>2</b>	<b>9</b>	<b>1</b>	<b>1</b>	<b>2</b>	<b>2</b>	<b>0</b>	<b>2</b>	<b>3</b>	<b>3</b>
<b>981 Other services</b>	<b>9</b>	<b>60</b>	<b>7</b>	<b>9</b>	<b>8</b>	<b>6</b>	<b>8</b>	<b>102</b>	<b>109</b>	<b>125</b>
245 Communications services	2	2	2	2	4	3	4	5	5	5
249 Construction services	0	0	0	0	0	0	0	0	0	0
253 Insurance services	0	0	0	0	0	0	0	0	0	0
260 Financial services	1	15	0	0	0	0	0	1	2	3
262 Computer and information services	:	:	:	:	:	:	:	7	9	15
266 Royalties and licence fees	0	0	0	0	0	0	0	0	0	0
268 Other business services	6	43	5	7	4	2	4	21	24	32
269 Merchanting and other trade-related serv.	0	0	0	0	0	0	0	0	0	0
270 Merchanting	0	0	0	0	0	0	0	0	0	0
271 Other trade related services	0	0	0	0	0	0	0	0	0	0
272 Operational leasing	:	:	:	:	:	:	:	0	0	0
273 Misc. business, prof. and technical serv.	6	43	5	7	4	2	4	21	24	32
274 Legal, account., man., cons. and pub. rel.	:	:	:	:	:	:	:	0	0	4
278 Adv., market res. and polling	0	0	0	0	0	0	0	0	0	0
279 Research and development	:	:	:	:	:	:	:	21	24	27
280 Architect., engin. and other technical	:	:	:	:	:	:	:	0	0	0
281 Agric., mining and on-site processing	:	:	:	:	:	:	:	0	0	0
284 Other	:	:	:	:	:	:	:	0	0	0
285 Serv. between affiliated enterprises, nie	:	:	:	:	:	:	:	0	0	0
287 Personal, cultural and recreational services	0	0	0	0	0	0	0	0	0	0
288 Audio-visual and related services	:	:	:	:	:	:	:	0	0	0
289 Other personal, cultural and recreational	:	:	:	:	:	:	:	0	0	0
291 Government services, n i e	0	0	0	0	0	0	0	68	69	70
<b>982 Services not allocated</b>	<b>75</b>	<b>41</b>	<b>18</b>	<b>29</b>	<b>47</b>	<b>52</b>	<b>59</b>	<b>0</b>	<b>0</b>	<b>0</b>
<b>300 INCOME</b>	<b>1 709</b>	<b>2 016</b>	<b>1 777</b>	<b>1 709</b>	<b>1 204</b>	<b>1 527</b>	<b>1 788</b>	<b>998</b>	<b>1 352</b>	<b>1 370</b>
310 Compensation of employees	17	12	9	2	2	2	2	4	4	4
320 Investment Income	1 692	2 004	1 768	1 707	1 202	1 525	1 786	995	1 348	1 367
<b>379 CURRENT TRANSFERS</b>	<b>1 629</b>	<b>1 261</b>	<b>1 261</b>	<b>1 905</b>	<b>1 725</b>	<b>2 381</b>	<b>3 265</b>	<b>3 863</b>	<b>3 787</b>	<b>3 699</b>
<b>993 CURRENT ACCOUNT</b>	<b>:</b>	<b>:</b>	<b>:</b>	<b>:</b>	<b>:</b>	<b>:</b>	<b>:</b>	<b>4 976</b>	<b>5 261</b>	<b>5 208</b>
<b>994 CAPITAL ACCOUNT</b>	<b>:</b>	<b>:</b>	<b>:</b>	<b>:</b>	<b>:</b>	<b>:</b>	<b>:</b>	<b>:</b>	<b>:</b>	<b>:</b>
<b>010 CURRENT + CAPITAL ACCOUNT</b>	<b>3 426</b>	<b>3 394</b>	<b>3 065</b>	<b>3 654</b>	<b>2 993</b>	<b>3 977</b>	<b>5 132</b>	<b>:</b>	<b>:</b>	<b>:</b>
<b>995 FINANCIAL ACCOUNT</b>	<b>.</b>	<b>.</b>	<b>.</b>	<b>.</b>	<b>.</b>	<b>.</b>	<b>.</b>	<b>.</b>	<b>.</b>	<b>.</b>
<b>998 NET ERRORS AND OMISSIONS</b>	<b>.</b>	<b>.</b>	<b>.</b>	<b>.</b>	<b>.</b>	<b>.</b>	<b>.</b>	<b>.</b>	<b>.</b>	<b>.</b>

## 20.5.

Reporter: European Union Institutions

Partner: Extra EUR12

	(Mio ECU)									
	1985	1986	1987	1988	1989	1990	1991	1992	1993	1994
	<b>Net</b>									
<b>100 GOODS</b>	-2	-2	-2	-3	-7	-10	-10	-10	-9	-11
<b>200 SERVICES</b>	-81	-115	-26	-38	-56	-60	-68	-104	-112	-128
<b>205 Transportation</b>	-1	-5	0	0	0	0	-2	-1	-1	-1
206 Sea transport	0	0	0	0	0	0	0	0	0	0
207 Passenger transport on sea	0	0	0	0	0	0	0	0	0	0
208 Freight transport on sea	0	0	0	0	0	0	0	0	0	0
209 Support. auxiliary and other services	:	:	:	:	:	:	:	0	0	0
210 Air transport	-1	-5	0	0	0	0	-2	0	0	0
211 Passenger transport by air	-1	-5	0	0	0	0	-2	0	0	0
212 Freight transport by air	0	0	0	0	0	0	0	0	0	0
213 Supporting, auxiliary and other services	:	:	:	:	:	:	:	0	0	0
214 Other transportation	0	0	0	0	0	0	0	0	0	0
<b>236 Travel</b>	-2	-9	-1	-1	-2	-2	0	-2	-3	-3
<b>981 Other services</b>	-9	-60	-7	-9	-8	-6	-8	-102	-108	-124
245 Communications services	-2	-2	-2	-2	-4	-3	-4	-5	-5	-5
249 Construction services	0	0	0	0	0	0	0	0	0	0
253 Insurance services	0	0	0	0	0	0	0	0	0	0
260 Financial services	-1	-15	0	0	0	0	0	-1	-2	-3
262 Computer and information services	:	:	:	:	:	:	:	-7	-8	-14
266 Royalties and licence fees	0	0	0	0	0	0	0	0	0	0
268 Other business services	-6	-43	-5	-7	-4	-2	-4	-21	-24	-32
269 Merchanting and other trade-related serv.	0	0	0	0	0	0	0	0	0	0
270 Merchanting	0	0	0	0	0	0	0	0	0	0
271 Other trade related services	0	0	0	0	0	0	0	0	0	0
272 Operational leasing	:	:	:	:	:	:	:	0	0	0
273 Misc. business, prof. and technical serv.	-6	-43	-5	-7	-4	-2	-4	-21	-24	-32
274 Legal, account., man., cons. and pub. rel.	:	:	:	:	:	:	:	0	0	-4
278 Adv., market res. and polling	0	0	0	0	0	0	0	0	0	0
279 Research and development	:	:	:	:	:	:	:	-21	-24	-27
280 Architect., engin. and other technical	:	:	:	:	:	:	:	0	0	0
281 Agric., mining and on-site processing	:	:	:	:	:	:	:	0	0	0
284 Other	:	:	:	:	:	:	:	0	0	0
285 Serv. between affiliated enterprises, nie	:	:	:	:	:	:	:	0	0	0
287 Personal, cultural and recreational services	0	0	0	0	0	0	0	0	0	0
288 Audio-visual and related services	:	:	:	:	:	:	:	0	0	0
289 Other personal, cultural and recreational	:	:	:	:	:	:	:	0	0	0
291 Government services, n i e	0	0	0	0	0	0	0	-68	-69	-70
<b>982 Services not allocated</b>	-70	-41	-18	-29	-47	-52	-58	0	0	0
<b>300 INCOME</b>	-1 387	-1 852	-1 559	-1 489	-962	-1 258	-1 332	-462	-750	-775
310 Compensation of employees	-17	-12	-9	-2	-2	-2	-2	-4	-4	-4
320 Investment Income	-1 370	-1 840	-1 550	-1 487	-960	-1 256	-1 330	-459	-746	-772
<b>379 CURRENT TRANSFERS</b>	-1 629	-1 209	-1 241	-1 890	-1 709	-2 369	-3 245	-3 764	-3 678	-3 589
<b>993 CURRENT ACCOUNT</b>	:	:	:	:	:	:	:	-4 341	-4 550	-4 504
<b>994 CAPITAL ACCOUNT</b>	:	:	:	:	:	:	:	:	:	:
<b>010 CURRENT + CAPITAL ACCOUNT</b>	-3 099	-3 178	-2 828	-3 419	-2 735	-3 696	-4 655	:	:	:
<b>995 FINANCIAL ACCOUNT</b>	:	:	:	:	:	:	:	:	:	:
<b>998 NET ERRORS AND OMISSIONS</b>	:	:	:	:	:	:	:	:	:	:

## 20.5.

Reporter: European Union Institutions

Partner: Extra EUR12

	(in %)									
	1985	1986	1987	1988	1989	1990	1991	1992	1993	1994
	<b>Cover ratio</b>									
100 GOODS	0	0	0	0	0	0	0	0	0	0
200 SERVICES	6	0	0	0	0	0	1	1	1	0
205 Transportation	0	0	:	:	:	:	0	0	0	0
206 Sea transport	:	:	:	:	:	:	:	:	:	:
207 Passenger transport on sea	:	:	:	:	:	:	:	:	:	:
208 Freight transport on sea	:	:	:	:	:	:	:	:	:	:
209 Support. auxiliary and other services	:	:	:	:	:	:	:	:	:	:
210 Air transport	0	0	:	:	:	:	0	:	:	:
211 Passenger transport by air	0	0	:	:	:	:	0	:	:	:
212 Freight transport by air	:	:	:	:	:	:	:	:	:	:
213 Supporting, auxiliary and other services	:	:	:	:	:	:	:	:	:	:
214 Other transportation	:	:	:	:	:	:	:	:	:	:
236 Travel	0	0	0	0	0	0	:	0	0	0
981 Other services	0	0	0	0	0	0	0	1	1	0
245 Communications services	0	0	0	0	0	0	0	0	0	0
249 Construction services	:	:	:	:	:	:	:	:	:	:
253 Insurance services	:	:	:	:	:	:	:	:	:	:
260 Financial services	100	0	:	:	:	:	:	0	0	0
262 Computer and information services	:	:	:	:	:	:	:	14	11	0
266 Royalties and licence fees	:	:	:	:	:	:	:	:	:	:
268 Other business services	0	0	0	0	0	0	0	0	0	0
269 Merchanting and other trade-related serv.	:	:	:	:	:	:	:	:	:	:
270 Merchanting	:	:	:	:	:	:	:	:	:	:
271 Other trade related services	:	:	:	:	:	:	:	:	:	:
272 Operational leasing	:	:	:	:	:	:	:	:	:	:
273 Misc. business, prof. and technical serv.	0	0	0	0	0	0	0	0	0	0
274 Legal, account., man., cons. and pub. rel.	:	:	:	:	:	:	:	:	:	0
278 Adv., market res. and polling	:	:	:	:	:	:	:	:	:	:
279 Research and development	:	:	:	:	:	:	:	0	0	0
280 Architect., engin. and other technical	:	:	:	:	:	:	:	:	:	:
281 Agric., mining and on-site processing	:	:	:	:	:	:	:	:	:	:
284 Other	:	:	:	:	:	:	:	:	:	:
285 Serv. between affiliated enterprises, nie	:	:	:	:	:	:	:	:	:	:
287 Personal, cultural and recreational services	:	:	:	:	:	:	:	:	:	:
288 Audio-visual and related services	:	:	:	:	:	:	:	:	:	:
289 Other personal, cultural and recreational	:	:	:	:	:	:	:	:	:	:
291 Government services, n i e	:	:	:	:	:	:	:	0	0	0
982 Services not allocated	7	0	0	0	0	0	2	:	:	:
300 INCOME	19	8	12	13	20	18	25	54	45	43
310 Compensation of employees	0	0	0	0	0	0	0	0	0	0
320 Investment Income	19	8	12	13	20	18	25	54	45	44
379 CURRENT TRANSFERS	0	4	2	1	1	0	1	3	3	3
993 CURRENT ACCOUNT	:	:	:	:	:	:	:	13	14	14
994 CAPITAL ACCOUNT	:	:	:	:	:	:	:	:	:	:
010 CURRENT + CAPITAL ACCOUNT	10	6	8	6	9	7	9	:	:	:
995 FINANCIAL ACCOUNT	.	.	.	.	.	.	.	.	.	.
998 NET ERRORS AND OMISSIONS	.	.	.	.	.	.	.	.	.	.

## 20.6.

## Reporter: European Union Institutions

## Partner: USA

(Mio ECU)

	1985	1986	1987	1988	1989	1990	1991	1992	1993	1994
	<b>Credit</b>									
100 GOODS	:	:	:	:	:	:	:	0	0	0
200 SERVICES	:	:	:	:	:	:	:	0	0	0
205 Transportation	:	:	:	:	:	:	:	0	0	0
206 Sea transport	:	:	:	:	:	:	:	0	0	0
207 Passenger transport on sea	:	:	:	:	:	:	:	0	0	0
208 Freight transport on sea	:	:	:	:	:	:	:	0	0	0
209 Support. auxiliary and other services	:	:	:	:	:	:	:	0	0	0
210 Air transport	:	:	:	:	:	:	:	0	0	0
211 Passenger transport by air	:	:	:	:	:	:	:	0	0	0
212 Freight transport by air	:	:	:	:	:	:	:	0	0	0
213 Supporting, auxiliary and other services	:	:	:	:	:	:	:	0	0	0
214 Other transportation	:	:	:	:	:	:	:	0	0	0
236 Travel	:	:	:	:	:	:	:	0	0	0
981 Other services	:	:	:	:	:	:	:	0	0	0
245 Communications services	:	:	:	:	:	:	:	0	0	0
249 Construction services	:	:	:	:	:	:	:	0	0	0
253 Insurance services	:	:	:	:	:	:	:	0	0	0
260 Financial services	:	:	:	:	:	:	:	0	0	0
262 Computer and information services	:	:	:	:	:	:	:	0	0	0
266 Royalties and licence fees	:	:	:	:	:	:	:	0	0	0
268 Other business services	:	:	:	:	:	:	:	0	0	0
269 Merchanting and other trade-related serv.	:	:	:	:	:	:	:	0	0	0
270 Merchanting	:	:	:	:	:	:	:	0	0	0
271 Other trade related services	:	:	:	:	:	:	:	0	0	0
272 Operational leasing	:	:	:	:	:	:	:	0	0	0
273 Misc. business, prof. and technical serv.	:	:	:	:	:	:	:	0	0	0
274 Legal, account., man., cons. and pub. rel.	:	:	:	:	:	:	:	0	0	0
278 Adv., market res. and polling	:	:	:	:	:	:	:	0	0	0
279 Research and development	:	:	:	:	:	:	:	0	0	0
280 Architect., engin. and other technical	:	:	:	:	:	:	:	0	0	0
281 Agric., mining and on-site processing	:	:	:	:	:	:	:	0	0	0
284 Other	:	:	:	:	:	:	:	0	0	0
285 Serv. between affiliated enterprises, nie	:	:	:	:	:	:	:	0	0	0
287 Personal, cultural and recreational services	:	:	:	:	:	:	:	0	0	0
288 Audio-visual and related services	:	:	:	:	:	:	:	0	0	0
289 Other personal, cultural and recreational	:	:	:	:	:	:	:	0	0	0
291 Government services, n i e	:	:	:	:	:	:	:	0	0	0
982 Services not allocated	:	:	:	:	:	:	:	0	0	0
300 INCOME	:	:	:	:	:	:	:	35	39	39
310 Compensation of employees	:	:	:	:	:	:	:	0	0	0
320 Investment Income	:	:	:	:	:	:	:	35	39	39
379 CURRENT TRANSFERS	:	:	:	:	:	:	:	0	0	0
993 CURRENT ACCOUNT	:	:	:	:	:	:	:	35	39	39
994 CAPITAL ACCOUNT	:	:	:	:	:	:	:	:	:	:
010 CURRENT + CAPITAL ACCOUNT	:	:	:	:	:	:	:	:	:	:
995 FINANCIAL ACCOUNT	.	.	.	.	.	.	.	.	.	.
998 NET ERRORS AND OMISSIONS	.	.	.	.	.	.	.	.	.	.

20.6.

Reporter: European Union Institutions

Partner: USA

	<i>(Mio ECU)</i>									
	1985	1986	1987	1988	1989	1990	1991	1992	1993	1994
	<b>Debit</b>									
<b>100 GOODS</b>	:	:	:	:	:	:	:	1	1	1
<b>200 SERVICES</b>	:	:	:	:	:	:	:	10	11	13
<b>205 Transportation</b>	:	:	:	:	:	:	:	0	0	0
206 Sea transport	:	:	:	:	:	:	:	0	0	0
207 Passenger transport on sea	:	:	:	:	:	:	:	0	0	0
208 Freight transport on sea	:	:	:	:	:	:	:	0	0	0
209 Support. auxiliary and other services	:	:	:	:	:	:	:	0	0	0
210 Air transport	:	:	:	:	:	:	:	0	0	0
211 Passenger transport by air	:	:	:	:	:	:	:	0	0	0
212 Freight transport by air	:	:	:	:	:	:	:	0	0	0
213 Supporting, auxiliary and other services	:	:	:	:	:	:	:	0	0	0
214 Other transportation	:	:	:	:	:	:	:	0	0	0
<b>236 Travel</b>	:	:	:	:	:	:	:	0	0	0
<b>981 Other services</b>	:	:	:	:	:	:	:	9	10	12
245 Communications services	:	:	:	:	:	:	:	0	0	0
249 Construction services	:	:	:	:	:	:	:	0	0	0
253 Insurance services	:	:	:	:	:	:	:	0	0	0
260 Financial services	:	:	:	:	:	:	:	0	1	1
262 Computer and information services	:	:	:	:	:	:	:	1	1	2
266 Royalties and licence fees	:	:	:	:	:	:	:	0	0	0
268 Other business services	:	:	:	:	:	:	:	1	1	2
269 Merchanting and other trade-related serv.	:	:	:	:	:	:	:	0	0	0
270 Merchanting	:	:	:	:	:	:	:	0	0	0
271 Other trade related services	:	:	:	:	:	:	:	0	0	0
272 Operational leasing	:	:	:	:	:	:	:	0	0	0
273 Misc. business, prof. and technical serv.	:	:	:	:	:	:	:	1	1	1
274 Legal, account., man., cons. and pub. rel.	:	:	:	:	:	:	:	0	0	0
278 Adv., market res. and polling	:	:	:	:	:	:	:	0	0	0
279 Research and development	:	:	:	:	:	:	:	1	1	1
280 Architect., engin. and other technical	:	:	:	:	:	:	:	0	0	0
281 Agric., mining and on-site processing	:	:	:	:	:	:	:	0	0	0
284 Other	:	:	:	:	:	:	:	0	0	0
285 Serv. between affiliated enterprises, nie	:	:	:	:	:	:	:	0	0	0
287 Personal, cultural and recreational services	:	:	:	:	:	:	:	0	0	0
288 Audio-visual and related services	:	:	:	:	:	:	:	0	0	0
289 Other personal, cultural and recreational	:	:	:	:	:	:	:	0	0	0
291 Government services, n i e	:	:	:	:	:	:	:	7	7	7
<b>982 Services not allocated</b>	:	:	:	:	:	:	:	0	0	0
<b>300 INCOME</b>	:	:	:	:	:	:	:	418	566	574
310 Compensation of employees	:	:	:	:	:	:	:	1	1	1
320 Investment Income	:	:	:	:	:	:	:	417	565	573
<b>379 CURRENT TRANSFERS</b>	:	:	:	:	:	:	:	6	6	5
<b>993 CURRENT ACCOUNT</b>	:	:	:	:	:	:	:	434	583	593
<b>994 CAPITAL ACCOUNT</b>	:	:	:	:	:	:	:	:	:	:
<b>010 CURRENT + CAPITAL ACCOUNT</b>	:	:	:	:	:	:	:	:	:	:
<b>995 FINANCIAL ACCOUNT</b>	.	.	.	.	.	.	.	.	.	.
<b>998 NET ERRORS AND OMISSIONS</b>	.	.	.	.	.	.	.	.	.	.

## 20.6.

Reporter: European Union Institutions

Partner: USA

	(Mio ECU)									
	1985	1986	1987	1988	1989	1990	1991	1992	1993	1994
	<b>Net</b>									
<b>100 GOODS</b>	:	:	:	:	:	:	:	-1	-1	-1
<b>200 SERVICES</b>	:	:	:	:	:	:	:	-10	-11	-13
<b>205 Transportation</b>	:	:	:	:	:	:	:	0	0	0
206 Sea transport	:	:	:	:	:	:	:	0	0	0
207 Passenger transport on sea	:	:	:	:	:	:	:	0	0	0
208 Freight transport on sea	:	:	:	:	:	:	:	0	0	0
209 Support. auxiliary and other services	:	:	:	:	:	:	:	0	0	0
210 Air transport	:	:	:	:	:	:	:	0	0	0
211 Passenger transport by air	:	:	:	:	:	:	:	0	0	0
212 Freight transport by air	:	:	:	:	:	:	:	0	0	0
213 Supporting, auxiliary and other services	:	:	:	:	:	:	:	0	0	0
214 Other transportation	:	:	:	:	:	:	:	0	0	0
<b>236 Travel</b>	:	:	:	:	:	:	:	0	0	0
<b>981 Other services</b>	:	:	:	:	:	:	:	-9	-10	-12
245 Communications services	:	:	:	:	:	:	:	0	0	0
249 Construction services	:	:	:	:	:	:	:	0	0	0
253 Insurance services	:	:	:	:	:	:	:	0	0	0
260 Financial services	:	:	:	:	:	:	:	0	-1	-1
262 Computer and information services	:	:	:	:	:	:	:	-1	-1	-2
266 Royalties and licence fees	:	:	:	:	:	:	:	0	0	0
268 Other business services	:	:	:	:	:	:	:	-1	-1	-2
269 Merchanting and other trade-related serv.	:	:	:	:	:	:	:	0	0	0
270 Merchanting	:	:	:	:	:	:	:	0	0	0
271 Other trade related services	:	:	:	:	:	:	:	0	0	0
272 Operational leasing	:	:	:	:	:	:	:	0	0	0
273 Misc. business, prof. and technical serv.	:	:	:	:	:	:	:	-1	-1	-1
274 Legal, account., man., cons. and pub. rel.	:	:	:	:	:	:	:	0	0	0
278 Adv., market res. and polling	:	:	:	:	:	:	:	0	0	0
279 Research and development	:	:	:	:	:	:	:	-1	-1	-1
280 Architect., engin. and other technical	:	:	:	:	:	:	:	0	0	0
281 Agric., mining and on-site processing	:	:	:	:	:	:	:	0	0	0
284 Other	:	:	:	:	:	:	:	0	0	0
285 Serv. between affiliated enterprises, nie	:	:	:	:	:	:	:	0	0	0
287 Personal, cultural and recreational services	:	:	:	:	:	:	:	0	0	0
288 Audio-visual and related services	:	:	:	:	:	:	:	0	0	0
289 Other personal, cultural and recreational	:	:	:	:	:	:	:	0	0	0
291 Government services, n i e	:	:	:	:	:	:	:	-7	-7	-7
<b>982 Services not allocated</b>	:	:	:	:	:	:	:	0	0	0
<b>300 INCOME</b>	:	:	:	:	:	:	:	-383	-527	-535
310 Compensation of employees	:	:	:	:	:	:	:	-1	-1	-1
320 Investment Income	:	:	:	:	:	:	:	-382	-526	-535
<b>379 CURRENT TRANSFERS</b>	:	:	:	:	:	:	:	-6	-6	-5
<b>993 CURRENT ACCOUNT</b>	:	:	:	:	:	:	:	-399	-544	-554
<b>994 CAPITAL ACCOUNT</b>	:	:	:	:	:	:	:	:	:	:
<b>010 CURRENT + CAPITAL ACCOUNT</b>	:	:	:	:	:	:	:	:	:	:
<b>995 FINANCIAL ACCOUNT</b>	:	:	:	:	:	:	:	:	:	:
<b>998 NET ERRORS AND OMISSIONS</b>	:	:	:	:	:	:	:	:	:	:

20.6.

Reporter: European Union Institutions

Partner: USA

	(in %)									
	1985	1986	1987	1988	1989	1990	1991	1992	1993	1994
	<b>Cover ratio</b>									
<b>100 GOODS</b>	:	:	:	:	:	:	:	0	0	0
<b>200 SERVICES</b>	:	:	:	:	:	:	:	0	0	0
<b>205 Transportation</b>	:	:	:	:	:	:	:	:	:	:
206 Sea transport	:	:	:	:	:	:	:	:	:	:
207 Passenger transport on sea	:	:	:	:	:	:	:	:	:	:
208 Freight transport on sea	:	:	:	:	:	:	:	:	:	:
209 Support. auxiliary and other services	:	:	:	:	:	:	:	:	:	:
210 Air transport	:	:	:	:	:	:	:	:	:	:
211 Passenger transport by air	:	:	:	:	:	:	:	:	:	:
212 Freight transport by air	:	:	:	:	:	:	:	:	:	:
213 Supporting, auxiliary and other services	:	:	:	:	:	:	:	:	:	:
214 Other transportation	:	:	:	:	:	:	:	:	:	:
<b>236 Travel</b>	:	:	:	:	:	:	:	:	:	:
<b>981 Other services</b>	:	:	:	:	:	:	:	0	0	0
245 Communications services	:	:	:	:	:	:	:	:	:	:
249 Construction services	:	:	:	:	:	:	:	:	:	:
253 Insurance services	:	:	:	:	:	:	:	:	:	:
260 Financial services	:	:	:	:	:	:	:	:	0	0
262 Computer and information services	:	:	:	:	:	:	:	0	0	0
266 Royalties and licence fees	:	:	:	:	:	:	:	:	:	:
268 Other business services	:	:	:	:	:	:	:	0	0	0
269 Merchating and other trade-related serv.	:	:	:	:	:	:	:	:	:	:
270 Merchating	:	:	:	:	:	:	:	:	:	:
271 Other trade related services	:	:	:	:	:	:	:	:	:	:
272 Operational leasing	:	:	:	:	:	:	:	:	:	:
273 Misc. business, prof. and technical serv.	:	:	:	:	:	:	:	0	0	0
274 Legal, account., man., cons. and pub. rel.	:	:	:	:	:	:	:	:	:	:
278 Adv., market res. and polling	:	:	:	:	:	:	:	:	:	:
279 Research and development	:	:	:	:	:	:	:	0	0	0
280 Architect., engin. and other technical	:	:	:	:	:	:	:	:	:	:
281 Agric., mining and on-site processing	:	:	:	:	:	:	:	:	:	:
284 Other	:	:	:	:	:	:	:	:	:	:
285 Serv. between affiliated enterprises, nie	:	:	:	:	:	:	:	:	:	:
287 Personal, cultural and recreational services	:	:	:	:	:	:	:	:	:	:
288 Audio-visual and related services	:	:	:	:	:	:	:	:	:	:
289 Other personal, cultural and recreational	:	:	:	:	:	:	:	:	:	:
291 Government services, n i e	:	:	:	:	:	:	:	0	0	0
<b>982 Services not allocated</b>	:	:	:	:	:	:	:	:	:	:
<b>300 INCOME</b>	:	:	:	:	:	:	:	8	7	7
310 Compensation of employees	:	:	:	:	:	:	:	0	0	0
320 Investment Income	:	:	:	:	:	:	:	8	7	7
<b>379 CURRENT TRANSFERS</b>	:	:	:	:	:	:	:	0	0	0
<b>993 CURRENT ACCOUNT</b>	:	:	:	:	:	:	:	8	7	7
<b>994 CAPITAL ACCOUNT</b>	:	:	:	:	:	:	:	:	:	:
<b>010 CURRENT + CAPITAL ACCOUNT</b>	:	:	:	:	:	:	:	:	:	:
<b>995 FINANCIAL ACCOUNT</b>	.	.	.	.	.	.	.	.	.	.
<b>998 NET ERRORS AND OMISSIONS</b>	.	.	.	.	.	.	.	.	.	.

## 20.7.

Reporter: European Union Institutions

Partner: Japan

	(Mio ECU)									
	1985	1986	1987	1988	1989	1990	1991	1992	1993	1994
	<b>Credit</b>									
100 GOODS	:	:	:	:	:	:	:	0	0	0
200 SERVICES	:	:	:	:	:	:	:	0	0	0
205 Transportation	:	:	:	:	:	:	:	0	0	0
206 Sea transport	:	:	:	:	:	:	:	0	0	0
207 Passenger transport on sea	:	:	:	:	:	:	:	0	0	0
208 Freight transport on sea	:	:	:	:	:	:	:	0	0	0
209 Support. auxiliary and other services	:	:	:	:	:	:	:	0	0	0
210 Air transport	:	:	:	:	:	:	:	0	0	0
211 Passenger transport by air	:	:	:	:	:	:	:	0	0	0
212 Freight transport by air	:	:	:	:	:	:	:	0	0	0
213 Supporting, auxiliary and other services	:	:	:	:	:	:	:	0	0	0
214 Other transportation	:	:	:	:	:	:	:	0	0	0
236 Travel	:	:	:	:	:	:	:	0	0	0
981 Other services	:	:	:	:	:	:	:	0	0	0
245 Communications services	:	:	:	:	:	:	:	0	0	0
249 Construction services	:	:	:	:	:	:	:	0	0	0
253 Insurance services	:	:	:	:	:	:	:	0	0	0
260 Financial services	:	:	:	:	:	:	:	0	0	0
262 Computer and information services	:	:	:	:	:	:	:	0	0	0
266 Royalties and licence fees	:	:	:	:	:	:	:	0	0	0
268 Other business services	:	:	:	:	:	:	:	0	0	0
269 Merchanting and other trade-related serv.	:	:	:	:	:	:	:	0	0	0
270 Merchanting	:	:	:	:	:	:	:	0	0	0
271 Other trade related services	:	:	:	:	:	:	:	0	0	0
272 Operational leasing	:	:	:	:	:	:	:	0	0	0
273 Misc. business, prof. and technical serv.	:	:	:	:	:	:	:	0	0	0
274 Legal, account., man., cons. and pub. rel.	:	:	:	:	:	:	:	0	0	0
278 Adv., market res. and polling	:	:	:	:	:	:	:	0	0	0
279 Research and development	:	:	:	:	:	:	:	0	0	0
280 Architect., engin. and other technical	:	:	:	:	:	:	:	0	0	0
281 Agric., mining and on-site processing	:	:	:	:	:	:	:	0	0	0
284 Other	:	:	:	:	:	:	:	0	0	0
285 Serv. between affiliated enterprises, nie	:	:	:	:	:	:	:	0	0	0
287 Personal, cultural and recreational services	:	:	:	:	:	:	:	0	0	0
288 Audio-visual and related services	:	:	:	:	:	:	:	0	0	0
289 Other personal, cultural and recreational	:	:	:	:	:	:	:	0	0	0
291 Government services, n i e	:	:	:	:	:	:	:	0	0	0
982 Services not allocated	:	:	:	:	:	:	:	0	0	0
300 INCOME	:	:	:	:	:	:	:	22	24	24
310 Compensation of employees	:	:	:	:	:	:	:	0	0	0
320 Investment Income	:	:	:	:	:	:	:	22	24	24
379 CURRENT TRANSFERS	:	:	:	:	:	:	:	0	0	0
993 CURRENT ACCOUNT	:	:	:	:	:	:	:	22	24	24
994 CAPITAL ACCOUNT	:	:	:	:	:	:	:	:	:	:
010 CURRENT + CAPITAL ACCOUNT	:	:	:	:	:	:	:	:	:	:
995 FINANCIAL ACCOUNT	.	.	.	.	.	.	.	.	.	.
998 NET ERRORS AND OMISSIONS	.	.	.	.	.	.	.	.	.	.



20.7.

Reporter: European Union Institutions

Partner: Japan

	(Mio ECU)									
	1985	1986	1987	1988	1989	1990	1991	1992	1993	1994
	<b>Debit</b>									
<b>100 GOODS</b>	:	:	:	:	:	:	:	0	0	0
<b>200 SERVICES</b>	:	:	:	:	:	:	:	11	11	13
<b>205 Transportation</b>	:	:	:	:	:	:	:	0	0	0
206 Sea transport	:	:	:	:	:	:	:	0	0	0
207 Passenger transport on sea	:	:	:	:	:	:	:	0	0	0
208 Freight transport on sea	:	:	:	:	:	:	:	0	0	0
209 Support. auxiliary and other services	:	:	:	:	:	:	:	0	0	0
210 Air transport	:	:	:	:	:	:	:	0	0	0
211 Passenger transport by air	:	:	:	:	:	:	:	0	0	0
212 Freight transport by air	:	:	:	:	:	:	:	0	0	0
213 Supporting, auxiliary and other services	:	:	:	:	:	:	:	0	0	0
214 Other transportation	:	:	:	:	:	:	:	0	0	0
<b>236 Travel</b>	:	:	:	:	:	:	:	0	0	0
<b>981 Other services</b>	:	:	:	:	:	:	:	10	11	12
245 Communications services	:	:	:	:	:	:	:	0	0	0
249 Construction services	:	:	:	:	:	:	:	0	0	0
253 Insurance services	:	:	:	:	:	:	:	0	0	0
260 Financial services	:	:	:	:	:	:	:	0	1	1
262 Computer and information services	:	:	:	:	:	:	:	1	1	2
266 Royalties and licence fees	:	:	:	:	:	:	:	0	0	0
268 Other business services	:	:	:	:	:	:	:	2	2	2
269 Merchanting and other trade-related serv.	:	:	:	:	:	:	:	0	0	0
270 Merchanting	:	:	:	:	:	:	:	0	0	0
271 Other trade related services	:	:	:	:	:	:	:	0	0	0
272 Operational leasing	:	:	:	:	:	:	:	0	0	0
273 Misc. business, prof. and technical serv.	:	:	:	:	:	:	:	2	2	2
274 Legal, account., man., cons. and pub. rel.	:	:	:	:	:	:	:	0	0	0
278 Adv., market res. and polling	:	:	:	:	:	:	:	0	0	0
279 Research and development	:	:	:	:	:	:	:	2	2	2
280 Architect., engin. and other technical	:	:	:	:	:	:	:	0	0	0
281 Agric., mining and on-site processing	:	:	:	:	:	:	:	0	0	0
284 Other	:	:	:	:	:	:	:	0	0	0
285 Serv. between affiliated enterprises, nie	:	:	:	:	:	:	:	0	0	0
287 Personal, cultural and recreational services	:	:	:	:	:	:	:	0	0	0
288 Audio-visual and related services	:	:	:	:	:	:	:	0	0	0
289 Other personal, cultural and recreational	:	:	:	:	:	:	:	0	0	0
291 Government services, n i e	:	:	:	:	:	:	:	7	7	7
<b>982 Services not allocated</b>	:	:	:	:	:	:	:	0	0	0
<b>300 INCOME</b>	:	:	:	:	:	:	:	215	291	295
310 Compensation of employees	:	:	:	:	:	:	:	0	0	0
320 Investment Income	:	:	:	:	:	:	:	215	291	295
<b>379 CURRENT TRANSFERS</b>	:	:	:	:	:	:	:	2	2	1
<b>993 CURRENT ACCOUNT</b>	:	:	:	:	:	:	:	227	305	310
<b>994 CAPITAL ACCOUNT</b>	:	:	:	:	:	:	:	:	:	:
<b>010 CURRENT + CAPITAL ACCOUNT</b>	:	:	:	:	:	:	:	:	:	:
<b>995 FINANCIAL ACCOUNT</b>	.	.	.	.	.	.	.	.	.	.
<b>998 NET ERRORS AND OMISSIONS</b>	.	.	.	.	.	.	.	.	.	.

## 20.7.

Reporter: European Union Institutions

Partner: Japan

	(Mio ECU)									
	1985	1986	1987	1988	1989	1990	1991	1992	1993	1994
	<b>Net</b>									
<b>100 GOODS</b>	:	:	:	:	:	:	:	0	0	0
<b>200 SERVICES</b>	:	:	:	:	:	:	:	-11	-11	-13
<b>205 Transportation</b>	:	:	:	:	:	:	:	0	0	0
206 Sea transport	:	:	:	:	:	:	:	0	0	0
207 Passenger transport on sea	:	:	:	:	:	:	:	0	0	0
208 Freight transport on sea	:	:	:	:	:	:	:	0	0	0
209 Support. auxiliary and other services	:	:	:	:	:	:	:	0	0	0
210 Air transport	:	:	:	:	:	:	:	0	0	0
211 Passenger transport by air	:	:	:	:	:	:	:	0	0	0
212 Freight transport by air	:	:	:	:	:	:	:	0	0	0
213 Supporting, auxiliary and other services	:	:	:	:	:	:	:	0	0	0
214 Other transportation	:	:	:	:	:	:	:	0	0	0
<b>236 Travel</b>	:	:	:	:	:	:	:	0	0	0
<b>981 Other services</b>	:	:	:	:	:	:	:	-10	-11	-12
245 Communications services	:	:	:	:	:	:	:	0	0	0
249 Construction services	:	:	:	:	:	:	:	0	0	0
253 Insurance services	:	:	:	:	:	:	:	0	0	0
260 Financial services	:	:	:	:	:	:	:	0	-1	-1
262 Computer and information services	:	:	:	:	:	:	:	-1	-1	-2
266 Royalties and licence fees	:	:	:	:	:	:	:	0	0	0
268 Other business services	:	:	:	:	:	:	:	-2	-2	-2
269 Merchating and other trade-related serv.	:	:	:	:	:	:	:	0	0	0
270 Merchating	:	:	:	:	:	:	:	0	0	0
271 Other trade related services	:	:	:	:	:	:	:	0	0	0
272 Operational leasing	:	:	:	:	:	:	:	0	0	0
273 Misc. business, prof. and technical serv.	:	:	:	:	:	:	:	-2	-2	-2
274 Legal, account., man., cons. and pub. rel.	:	:	:	:	:	:	:	0	0	0
278 Adv., market res. and polling	:	:	:	:	:	:	:	0	0	0
279 Research and development	:	:	:	:	:	:	:	-2	-2	-2
280 Architect., engin. and other technical	:	:	:	:	:	:	:	0	0	0
281 Agric., mining and on-site processing	:	:	:	:	:	:	:	0	0	0
284 Other	:	:	:	:	:	:	:	0	0	0
285 Serv. between affiliated enterprises, nie	:	:	:	:	:	:	:	0	0	0
287 Personal, cultural and recreational services	:	:	:	:	:	:	:	0	0	0
288 Audio-visual and related services	:	:	:	:	:	:	:	0	0	0
289 Other personal, cultural and recreational	:	:	:	:	:	:	:	0	0	0
291 Government services, n i e	:	:	:	:	:	:	:	-7	-7	-7
<b>982 Services not allocated</b>	:	:	:	:	:	:	:	0	0	0
<b>300 INCOME</b>	:	:	:	:	:	:	:	-193	-267	-271
310 Compensation of employees	:	:	:	:	:	:	:	0	0	0
320 Investment Income	:	:	:	:	:	:	:	-193	-267	-271
<b>379 CURRENT TRANSFERS</b>	:	:	:	:	:	:	:	-2	-1	-1
<b>993 CURRENT ACCOUNT</b>	:	:	:	:	:	:	:	-206	-280	-286
<b>994 CAPITAL ACCOUNT</b>	:	:	:	:	:	:	:	:	:	:
<b>010 CURRENT + CAPITAL ACCOUNT</b>	:	:	:	:	:	:	:	:	:	:
<b>995 FINANCIAL ACCOUNT</b>	:	:	:	:	:	:	:	:	:	:
<b>998 NET ERRORS AND OMISSIONS</b>	:	:	:	:	:	:	:	:	:	:

20.7.

Reporter: European Union Institutions

Partner: Japan

	(in %)									
	1985	1986	1987	1988	1989	1990	1991	1992	1993	1994
	<b>Cover ratio</b>									
100 GOODS	:	:	:	:	:	:	:	:	:	:
200 SERVICES	:	:	:	:	:	:	:	0	0	0
205 Transportation	:	:	:	:	:	:	:	:	:	:
206 Sea transport	:	:	:	:	:	:	:	:	:	:
207 Passenger transport on sea	:	:	:	:	:	:	:	:	:	:
208 Freight transport on sea	:	:	:	:	:	:	:	:	:	:
209 Support. auxiliary and other services	:	:	:	:	:	:	:	:	:	:
210 Air transport	:	:	:	:	:	:	:	:	:	:
211 Passenger transport by air	:	:	:	:	:	:	:	:	:	:
212 Freight transport by air	:	:	:	:	:	:	:	:	:	:
213 Supporting, auxiliary and other services	:	:	:	:	:	:	:	:	:	:
214 Other transportation	:	:	:	:	:	:	:	:	:	:
236 Travel	:	:	:	:	:	:	:	:	:	:
981 Other services	:	:	:	:	:	:	:	0	0	0
245 Communications services	:	:	:	:	:	:	:	:	:	:
249 Construction services	:	:	:	:	:	:	:	:	:	:
253 Insurance services	:	:	:	:	:	:	:	:	:	:
260 Financial services	:	:	:	:	:	:	:	:	0	0
262 Computer and information services	:	:	:	:	:	:	:	0	0	0
266 Royalties and licence fees	:	:	:	:	:	:	:	:	:	:
268 Other business services	:	:	:	:	:	:	:	0	0	0
269 Merchenting and other trade-related serv.	:	:	:	:	:	:	:	:	:	:
270 Merchenting	:	:	:	:	:	:	:	:	:	:
271 Other trade related services	:	:	:	:	:	:	:	:	:	:
272 Operational leasing	:	:	:	:	:	:	:	:	:	:
273 Misc. business, prof. and technical serv.	:	:	:	:	:	:	:	0	0	0
274 Legal, account., man., cons. and pub. rel.	:	:	:	:	:	:	:	:	:	:
278 Adv., market res. and polling	:	:	:	:	:	:	:	:	:	:
279 Research and development	:	:	:	:	:	:	:	0	0	0
280 Architect., engin. and other technical	:	:	:	:	:	:	:	:	:	:
281 Agric., mining and on-site processing	:	:	:	:	:	:	:	:	:	:
284 Other	:	:	:	:	:	:	:	:	:	:
285 Serv. between affiliated enterprises, nie	:	:	:	:	:	:	:	:	:	:
287 Personal, cultural and recreational services	:	:	:	:	:	:	:	:	:	:
288 Audio-visual and related services	:	:	:	:	:	:	:	:	:	:
289 Other personal, cultural and recreational	:	:	:	:	:	:	:	:	:	:
291 Government services, n i e	:	:	:	:	:	:	:	0	0	0
982 Services not allocated	:	:	:	:	:	:	:	:	:	:
300 INCOME	:	:	:	:	:	:	:	10	8	8
310 Compensation of employees	:	:	:	:	:	:	:	:	:	:
320 Investment Income	:	:	:	:	:	:	:	10	8	8
379 CURRENT TRANSFERS	:	:	:	:	:	:	:	0	0	0
993 CURRENT ACCOUNT	:	:	:	:	:	:	:	10	8	8
994 CAPITAL ACCOUNT	:	:	:	:	:	:	:	:	:	:
010 CURRENT + CAPITAL ACCOUNT	:	:	:	:	:	:	:	:	:	:
995 FINANCIAL ACCOUNT	.	.	.	.	.	.	.	.	.	.
998 NET ERRORS AND OMISSIONS	.	.	.	.	.	.	.	.	.	.

## 21.1.

Reporter: USA

Partner: World

(Mio ECU)

	1985	1986	1987	1988	1989	1990	1991	1992	1993	1994
	<b>Credit</b>									
<b>100 GOODS</b>	<b>282 948</b>	<b>226 936</b>	<b>216 950</b>	<b>270 812</b>	<b>328 689</b>	<b>305 809</b>	<b>336 449</b>	<b>339 231</b>	<b>390 114</b>	<b>422 427</b>
<b>200 SERVICES</b>	<b>95 407</b>	<b>87 412</b>	<b>84 711</b>	<b>92 905</b>	<b>115 022</b>	<b>115 567</b>	<b>131 611</b>	<b>140 090</b>	<b>163 418</b>	<b>170 464</b>
<b>205 Transportation</b>	<b>25 010</b>	<b>21 710</b>	<b>21 103</b>	<b>24 044</b>	<b>28 312</b>	<b>29 263</b>	<b>30 830</b>	<b>31 138</b>	<b>34 781</b>	<b>36 739</b>
206 Sea transport	:	:	:	:	:	:	:	3 066	3 415	3 814
207 Passenger transport on sea	:	:	:	:	:	:	:	:	:	:
208 Freight transport on sea	4 508	3 237	2 950	3 171	3 536	3 224	3 228	3 066	3 415	3 814
209 Support. auxiliary and other services	:	:	:	:	:	:	:	:	:	:
210 Air transport	6 706	6 467	6 924	8 762	11 234	13 927	14 991	14 796	16 623	17 418
211 Passenger transport by air	5 780	5 672	6 072	7 591	9 673	12 017	12 794	12 802	14 185	14 693
212 Freight transport by air	925	796	851	1 171	1 560	1 910	2 197	1 994	2 438	2 725
213 Supporting, auxiliary and other services	:	:	:	:	:	:	:	:	:	:
214 Other transportation	13 797	12 005	11 230	12 111	13 542	12 112	12 611	13 276	14 742	15 507
<b>236 Travel</b>	<b>23 276</b>	<b>20 713</b>	<b>20 431</b>	<b>24 892</b>	<b>32 863</b>	<b>33 783</b>	<b>39 047</b>	<b>42 171</b>	<b>49 424</b>	<b>50 782</b>
<b>981 Other services</b>	<b>31 464</b>	<b>32 532</b>	<b>32 071</b>	<b>31 988</b>	<b>37 607</b>	<b>36 908</b>	<b>44 083</b>	<b>55 219</b>	<b>64 843</b>	<b>68 043</b>
245 Communications services	2 089	1 856	1 830	1 857	2 286	2 148	2 656	2 222	2 377	2 318
249 Construction services	:	771	579	668	852	681	1 193	1 491	2 014	2 273
253 Insurance services	282	2 002	1 556	879	425	590	844	941	1 178	1 379
260 Financial services	3 606	3 354	3 235	3 240	4 571	3 470	4 016	4 225	5 641	5 853
262 Computer and information services	:	:	:	:	:	:	:	:	:	:
266 Royalties and licence fees	8 584	8 055	8 449	9 828	12 308	12 795	14 291	15 351	17 470	18 733
268 Other business services	:	:	:	:	:	:	:	19 495	21 813	23 281
269 Merchunting and other trade-related serv.	:	:	:	:	:	:	:	:	:	:
270 Merchunting	:	:	:	:	:	:	:	:	:	:
271 Other trade related services	:	:	:	:	:	:	:	:	:	:
272 Operational leasing	:	:	:	:	:	:	:	:	:	:
273 Misc. business, prof. and technical serv.	:	3 068	2 543	3 332	3 936	4 035	6 612	19 495	21 813	23 281
274 Legal, account., man., cons. and pub. rel.	:	:	:	:	:	:	:	1 992	1 960	2 139
278 Adv., market res. and polling	:	96	95	123	132	102	221	243	289	335
279 Research and development	:	:	:	:	:	:	:	471	378	451
280 Architect., engin. and other technical	:	:	:	:	:	:	:	163	244	198
281 Agric., mining and on-site processing	:	:	:	:	:	:	:	:	:	:
284 Other	:	:	:	:	:	:	:	4 073	5 115	5 685
285 Serv. between affiliated enterprises, nie	:	:	:	:	:	:	:	:	:	:
287 Personal, cultural and recreational services	:	:	999	967	1 579	1 624	1 637	1 823	2 779	3 027
288 Audio-visual and related services	:	:	:	:	:	:	:	1 823	2 779	3 027
289 Other personal, cultural and recreational	:	:	:	:	:	:	:	:	:	:
291 Government services, n i e	16 277	12 338	12 880	11 216	11 649	11 565	12 835	9 671	11 570	11 179
<b>982 Services not allocated</b>	<b>15 656</b>	<b>12 457</b>	<b>11 106</b>	<b>11 981</b>	<b>16 240</b>	<b>15 612</b>	<b>17 652</b>	<b>11 562</b>	<b>14 371</b>	<b>14 900</b>
<b>300 INCOME</b>	<b>102 886</b>	<b>82 245</b>	<b>69 059</b>	<b>97 194</b>	<b>124 069</b>	<b>109 176</b>	<b>95 804</b>	<b>78 797</b>	<b>75 071</b>	<b>86 639</b>
310 Compensation of employees	122	107	104	110	109	94	105	123	128	135
320 Investment Income	102 764	82 138	68 954	97 084	123 960	109 082	95 699	78 673	74 943	86 505
<b>379 CURRENT TRANSFERS</b>	<b>0</b>	<b>0</b>	<b>0</b>	<b>0</b>	<b>0</b>	<b>0</b>	<b>0</b>	<b>0</b>	<b>0</b>	<b>0</b>
<b>993 CURRENT ACCOUNT</b>	<b>:</b>	<b>:</b>	<b>:</b>	<b>:</b>	<b>:</b>	<b>:</b>	<b>:</b>	<b>558 117</b>	<b>628 603</b>	<b>679 531</b>
<b>994 CAPITAL ACCOUNT</b>	<b>:</b>	<b>:</b>	<b>:</b>	<b>:</b>	<b>:</b>	<b>:</b>	<b>:</b>	<b>:</b>	<b>:</b>	<b>:</b>
<b>010 CURRENT + CAPITAL ACCOUNT</b>	<b>481 241</b>	<b>396 593</b>	<b>370 720</b>	<b>460 910</b>	<b>567 781</b>	<b>530 552</b>	<b>563 864</b>	<b>558 448</b>	<b>629 004</b>	<b>679 934</b>
<b>995 FINANCIAL ACCOUNT</b>	<b>:</b>	<b>:</b>	<b>:</b>	<b>:</b>	<b>:</b>	<b>:</b>	<b>:</b>	<b>:</b>	<b>:</b>	<b>:</b>
<b>998 NET ERRORS AND OMISSIONS</b>	<b>:</b>	<b>:</b>	<b>:</b>	<b>:</b>	<b>:</b>	<b>:</b>	<b>:</b>	<b>:</b>	<b>:</b>	<b>:</b>

21.1.

Reporter: USA

Partner: World

	(Mio ECU)									
	1985	1986	1987	1988	1989	1990	1991	1992	1993	1994
	<b>Debit</b>									
<b>100 GOODS</b>	<b>443 051</b>	<b>374 351</b>	<b>355 299</b>	<b>378 178</b>	<b>433 299</b>	<b>391 458</b>	<b>396 221</b>	<b>413 267</b>	<b>503 366</b>	<b>562 063</b>
<b>200 SERVICES</b>	<b>94 309</b>	<b>80 276</b>	<b>77 474</b>	<b>81 939</b>	<b>91 590</b>	<b>91 031</b>	<b>93 984</b>	<b>94 104</b>	<b>111 124</b>	<b>116 871</b>
<b>205 Transportation</b>	<b>28 944</b>	<b>23 593</b>	<b>21 739</b>	<b>23 057</b>	<b>26 240</b>	<b>26 655</b>	<b>26 881</b>	<b>27 803</b>	<b>32 409</b>	<b>34 591</b>
206 Sea transport	:	:	:	:	:	:	:	7 140	8 565	9 218
207 Passenger transport on sea	:	:	:	:	:	:	:	:	:	:
208 Freight transport on sea	10 633	8 775	7 253	7 926	8 524	8 083	7 742	7 140	8 565	9 218
209 Support. auxiliary and other services	:	:	:	:	:	:	:	:	:	:
210 Air transport	10 628	8 694	8 259	8 419	9 482	10 006	9 901	9 962	11 866	13 123
211 Passenger transport by air	8 445	6 610	6 315	6 536	7 488	8 272	8 080	8 132	9 661	10 673
212 Freight transport by air	2 183	2 084	1 944	1 882	1 994	1 734	1 821	1 830	2 205	2 450
213 Supporting, auxiliary and other services	:	:	:	:	:	:	:	:	:	:
214 Other transportation	7 683	6 125	6 227	6 712	8 235	8 565	9 239	10 700	11 978	12 250
<b>236 Travel</b>	<b>32 182</b>	<b>26 330</b>	<b>25 414</b>	<b>27 158</b>	<b>30 331</b>	<b>29 339</b>	<b>28 505</b>	<b>29 699</b>	<b>34 768</b>	<b>36 622</b>
<b>981 Other services</b>	<b>27 607</b>	<b>25 676</b>	<b>25 157</b>	<b>26 011</b>	<b>26 938</b>	<b>27 002</b>	<b>29 443</b>	<b>34 161</b>	<b>41 092</b>	<b>42 633</b>
245 Communications services	3 372	3 305	3 239	3 870	4 695	4 386	5 333	4 662	5 289	5 740
249 Construction services	:	306	141	260	402	134	254	201	287	249
253 Insurance services	1 455	2 236	2 810	2 222	747	1 500	1 991	1 020	2 653	2 863
260 Financial services	1 709	1 797	1 801	1 400	1 866	1 944	2 153	2 712	4 746	5 746
262 Computer and information services	:	:	:	:	:	:	:	:	:	:
266 Royalties and licence fees	1 527	1 414	1 586	1 801	2 241	2 426	3 246	3 443	4 125	4 511
268 Other business services	:	:	:	:	:	:	:	9 163	11 499	12 318
269 Merchanting and other trade-related serv.	:	:	:	:	:	:	:	:	:	:
270 Merchanting	:	:	:	:	:	:	:	:	:	:
271 Other trade related services	:	:	:	:	:	:	:	:	:	:
272 Operational leasing	:	:	:	:	:	:	:	:	:	:
273 Misc. business, prof. and technical serv.	:	864	922	1 214	1 288	1 245	1 446	9 163	11 499	12 318
274 Legal, account., man., cons. and pub. rel.	:	:	:	:	:	:	:	427	510	598
278 Adv., market res. and polling	:	78	111	159	207	191	243	347	550	619
279 Research and development	:	:	:	:	:	:	:	173	211	236
280 Architect., engin. and other technical	:	:	:	:	:	:	:	86	121	87
281 Agric., mining and on-site processing	:	:	:	:	:	:	:	:	:	:
284 Other	:	:	:	:	:	:	:	666	1 050	1 025
285 Serv. between affiliated enterprises, nie	:	:	:	:	:	:	:	:	:	:
287 Personal, cultural and recreational services	:	:	54	423	101	88	71	529	83	340
288 Audio-visual and related services	:	:	:	:	:	:	:	529	83	340
289 Other personal, cultural and recreational	:	:	:	:	:	:	:	:	:	:
291 Government services, n i e	19 451	15 664	14 604	14 821	15 598	15 279	14 950	12 431	12 411	10 867
<b>982 Services not allocated</b>	<b>5 575</b>	<b>4 676</b>	<b>5 163</b>	<b>5 713</b>	<b>8 081</b>	<b>8 036</b>	<b>9 155</b>	<b>2 441</b>	<b>2 855</b>	<b>3 025</b>
<b>300 INCOME</b>	<b>96 384</b>	<b>83 545</b>	<b>78 653</b>	<b>93 201</b>	<b>127 055</b>	<b>99 407</b>	<b>84 022</b>	<b>94 690</b>	<b>103 226</b>	<b>118 259</b>
310 Compensation of employees	1 118	847	771	814	935	888	936	909	1 119	1 152
320 Investment Income	95 267	82 697	77 882	92 387	126 120	98 520	83 085	93 781	102 108	117 107
<b>379 CURRENT TRANSFERS</b>	<b>30 075</b>	<b>24 565</b>	<b>19 988</b>	<b>21 123</b>	<b>23 722</b>	<b>26 443</b>	<b>-5 396</b>	<b>24 732</b>	<b>29 124</b>	<b>30 931</b>
<b>993 CURRENT ACCOUNT</b>	<b>:</b>	<b>:</b>	<b>:</b>	<b>:</b>	<b>:</b>	<b>:</b>	<b>:</b>	<b>626 793</b>	<b>746 841</b>	<b>828 124</b>
<b>994 CAPITAL ACCOUNT</b>	<b>:</b>	<b>:</b>	<b>:</b>	<b>:</b>	<b>:</b>	<b>:</b>	<b>:</b>	<b>:</b>	<b>:</b>	<b>:</b>
<b>010 CURRENT + CAPITAL ACCOUNT</b>	<b>663 819</b>	<b>562 736</b>	<b>531 414</b>	<b>574 441</b>	<b>675 666</b>	<b>608 339</b>	<b>568 831</b>	<b>626 793</b>	<b>747 413</b>	<b>829 032</b>
<b>995 FINANCIAL ACCOUNT</b>	<b>:</b>	<b>:</b>	<b>:</b>	<b>:</b>	<b>:</b>	<b>:</b>	<b>:</b>	<b>:</b>	<b>:</b>	<b>:</b>
<b>998 NET ERRORS AND OMISSIONS</b>	<b>:</b>	<b>:</b>	<b>:</b>	<b>:</b>	<b>:</b>	<b>:</b>	<b>:</b>	<b>:</b>	<b>:</b>	<b>:</b>

## 21.1.

Reporter: USA

Partner: World

	(Mio ECU)									
	1985	1986	1987	1988	1989	1990	1991	1992	1993	1994
	<b>Net</b>									
<b>100 GOODS</b>	<b>-160 103</b>	<b>-147 415</b>	<b>-138 349</b>	<b>-107 367</b>	<b>-104 610</b>	<b>-85 649</b>	<b>-59 773</b>	<b>-74 036</b>	<b>-113 252</b>	<b>-139 636</b>
<b>200 SERVICES</b>	<b>1 098</b>	<b>7 136</b>	<b>7 237</b>	<b>10 966</b>	<b>23 432</b>	<b>24 536</b>	<b>37 627</b>	<b>45 986</b>	<b>52 294</b>	<b>53 593</b>
<b>205 Transportation</b>	<b>-3 934</b>	<b>-1 884</b>	<b>-636</b>	<b>988</b>	<b>2 071</b>	<b>2 609</b>	<b>3 949</b>	<b>3 335</b>	<b>2 371</b>	<b>2 148</b>
206 Sea transport	:	:	:	:	:	:	:	-4 074	-5 150	-5 404
207 Passenger transport on sea	:	:	:	:	:	:	:	:	:	:
208 Freight transport on sea	-6 125	-5 538	-4 303	-4 754	-4 988	-4 859	-4 514	-4 074	-5 150	-5 404
209 Support. auxiliary and other services	:	:	:	:	:	:	:	:	:	:
210 Air transport	-3 922	-2 226	-1 335	343	1 752	3 921	5 090	4 834	4 757	4 295
211 Passenger transport by air	-2 664	-938	-243	1 055	2 186	3 745	4 714	4 670	4 524	4 019
212 Freight transport by air	-1 258	-1 288	-1 093	-711	-434	177	375	164	233	276
213 Supporting, auxiliary and other services	:	:	:	:	:	:	:	:	:	:
214 Other transportation	6 113	5 880	5 002	5 399	5 307	3 547	3 372	2 575	2 764	3 257
<b>236 Travel</b>	<b>-8 906</b>	<b>-5 617</b>	<b>-4 983</b>	<b>-2 266</b>	<b>2 532</b>	<b>4 445</b>	<b>10 542</b>	<b>12 472</b>	<b>14 656</b>	<b>14 160</b>
<b>981 Other services</b>	<b>3 857</b>	<b>6 856</b>	<b>6 913</b>	<b>5 976</b>	<b>10 670</b>	<b>9 906</b>	<b>14 640</b>	<b>21 058</b>	<b>23 751</b>	<b>25 409</b>
245 Communications services	-1 283	-1 449	-1 409	-2 013	-2 408	-2 237	-2 677	-2 440	-2 911	-3 422
249 Construction services	:	465	438	408	450	548	939	1 290	1 727	2 024
253 Insurance services	-1 173	-235	-1 255	-1 344	-322	-910	-1 147	-79	-1 475	-1 484
260 Financial services	1 898	1 557	1 434	1 839	2 705	1 525	1 863	1 513	895	107
262 Computer and information services	:	:	:	:	:	:	:	:	:	:
266 Royalties and licence fees	7 057	6 640	6 863	8 027	10 067	10 369	11 045	11 908	13 345	14 222
268 Other business services	:	:	:	:	:	:	:	10 331	10 314	10 963
269 Merchanting and other trade-related serv.	:	:	:	:	:	:	:	:	:	:
270 Merchanting	:	:	:	:	:	:	:	:	:	:
271 Other trade related services	:	:	:	:	:	:	:	:	:	:
272 Operational leasing	:	:	:	:	:	:	:	:	:	:
273 Misc. business, prof. and technical serv.	:	2 204	1 621	2 118	2 648	2 790	5 166	10 331	10 314	10 963
274 Legal, account., man., cons. and pub. rel.	:	:	:	:	:	:	:	1 565	1 450	1 541
278 Adv., market res. and polling	:	17	-16	-36	-75	-89	-22	-104	-261	-283
279 Research and development	:	:	:	:	:	:	:	297	167	215
280 Architect., engin. and other technical	:	:	:	:	:	:	:	77	123	111
281 Agric., mining and on-site processing	:	:	:	:	:	:	:	:	:	:
284 Other	:	:	:	:	:	:	:	3 407	4 066	4 661
285 Serv. between affiliated enterprises, nie	:	:	:	:	:	:	:	:	:	:
287 Personal, cultural and recreational services	:	:	945	545	1 479	1 536	1 566	1 293	2 696	2 688
288 Audio-visual and related services	:	:	:	:	:	:	:	1 293	2 696	2 688
289 Other personal, cultural and recreational	:	:	:	:	:	:	:	:	:	:
291 Government services, n i e	-3 174	-3 326	-1 725	-3 604	-3 948	-3 714	-2 115	-2 759	-840	312
<b>982 Services not allocated</b>	<b>10 081</b>	<b>7 781</b>	<b>5 943</b>	<b>6 268</b>	<b>8 159</b>	<b>7 576</b>	<b>8 497</b>	<b>9 121</b>	<b>11 516</b>	<b>11 875</b>
<b>300 INCOME</b>	<b>6 501</b>	<b>-1 300</b>	<b>-9 594</b>	<b>3 992</b>	<b>-2 985</b>	<b>9 769</b>	<b>11 782</b>	<b>-15 893</b>	<b>-28 155</b>	<b>-31 620</b>
310 Compensation of employees	-996	-741	-667	-704	-826	-793	-831	-786	-991	-1 017
320 Investment Income	7 497	-559	-8 927	4 697	-2 159	10 562	12 613	-15 108	-27 165	-30 602
<b>379 CURRENT TRANSFERS</b>	<b>-30 075</b>	<b>-24 565</b>	<b>-19 988</b>	<b>-21 123</b>	<b>-23 722</b>	<b>-26 443</b>	<b>5 396</b>	<b>-24 732</b>	<b>-29 124</b>	<b>-30 931</b>
<b>993 CURRENT ACCOUNT</b>	<b>:</b>	<b>:</b>	<b>:</b>	<b>:</b>	<b>:</b>	<b>:</b>	<b>:</b>	<b>-68 676</b>	<b>-118 238</b>	<b>-148 593</b>
<b>994 CAPITAL ACCOUNT</b>	<b>:</b>	<b>:</b>	<b>:</b>	<b>:</b>	<b>:</b>	<b>:</b>	<b>:</b>	<b>:</b>	<b>:</b>	<b>:</b>
<b>010 CURRENT + CAPITAL ACCOUNT</b>	<b>-182 579</b>	<b>-166 143</b>	<b>-160 694</b>	<b>-113 531</b>	<b>-107 885</b>	<b>-77 787</b>	<b>-4 967</b>	<b>-68 345</b>	<b>-118 408</b>	<b>-149 097</b>
<b>995 FINANCIAL ACCOUNT</b>	<b>:</b>	<b>:</b>	<b>:</b>	<b>:</b>	<b>:</b>	<b>:</b>	<b>:</b>	<b>:</b>	<b>:</b>	<b>:</b>
<b>998 NET ERRORS AND OMISSIONS</b>	<b>:</b>	<b>:</b>	<b>:</b>	<b>:</b>	<b>:</b>	<b>:</b>	<b>:</b>	<b>:</b>	<b>:</b>	<b>:</b>

21.1.

Reporter: USA

Partner: World

	(in %)									
	1985	1986	1987	1988	1989	1990	1991	1992	1993	1994
	<b>Cover ratio</b>									
<b>100 GOODS</b>	<b>64</b>	<b>61</b>	<b>61</b>	<b>72</b>	<b>76</b>	<b>78</b>	<b>85</b>	<b>82</b>	<b>78</b>	<b>75</b>
<b>200 SERVICES</b>	<b>101</b>	<b>109</b>	<b>109</b>	<b>113</b>	<b>126</b>	<b>127</b>	<b>140</b>	<b>149</b>	<b>147</b>	<b>146</b>
<b>205 Transportation</b>	<b>86</b>	<b>92</b>	<b>97</b>	<b>104</b>	<b>108</b>	<b>110</b>	<b>115</b>	<b>112</b>	<b>107</b>	<b>106</b>
206 Sea transport	:	:	:	:	:	:	:	43	40	41
207 Passenger transport on sea	:	:	:	:	:	:	:	:	:	:
208 Freight transport on sea	42	37	41	40	41	40	42	43	40	41
209 Support. auxiliary and other services	:	:	:	:	:	:	:	:	:	:
210 Air transport	63	74	84	104	118	139	151	149	140	133
211 Passenger transport by air	68	86	96	116	129	145	158	157	147	138
212 Freight transport by air	42	38	44	62	78	110	121	109	111	111
213 Supporting, auxiliary and other services	:	:	:	:	:	:	:	:	:	:
214 Other transportation	180	196	180	180	164	141	137	124	123	127
<b>236 Travel</b>	<b>72</b>	<b>79</b>	<b>80</b>	<b>92</b>	<b>108</b>	<b>115</b>	<b>137</b>	<b>142</b>	<b>142</b>	<b>139</b>
<b>981 Other services</b>	<b>114</b>	<b>127</b>	<b>127</b>	<b>123</b>	<b>140</b>	<b>137</b>	<b>150</b>	<b>162</b>	<b>158</b>	<b>160</b>
245 Communications services	62	56	57	48	49	49	50	48	45	40
249 Construction services	:	252	410	257	212	510	469	741	702	914
253 Insurance services	19	90	55	40	57	39	42	92	44	48
260 Financial services	211	187	180	231	245	178	187	156	119	102
262 Computer and information services	:	:	:	:	:	:	:	:	:	:
266 Royalties and licence fees	562	569	533	546	549	527	440	446	424	415
268 Other business services	:	:	:	:	:	:	:	213	190	189
269 Merchanting and other trade-related serv.	:	:	:	:	:	:	:	:	:	:
270 Merchanting	:	:	:	:	:	:	:	:	:	:
271 Other trade related services	:	:	:	:	:	:	:	:	:	:
272 Operational leasing	:	:	:	:	:	:	:	:	:	:
273 Misc. business, prof. and technical serv.	:	355	276	274	306	324	457	213	190	189
274 Legal, account., man., cons. and pub. rel.	:	:	:	:	:	:	:	467	384	358
278 Adv., market res. and polling	:	122	85	77	64	53	91	70	52	54
279 Research and development	:	:	:	:	:	:	:	272	179	191
280 Architect., engin. and other technical	:	:	:	:	:	:	:	189	201	228
281 Agric., mining and on-site processing	:	:	:	:	:	:	:	:	:	:
284 Other	:	:	:	:	:	:	:	612	487	555
285 Serv. between affiliated enterprises, nie	:	:	:	:	:	:	:	:	:	:
287 Personal, cultural and recreational services	:	:	1 858	229	1 568	1 846	2 306	344	3 355	891
288 Audio-visual and related services	:	:	:	:	:	:	:	344	3 355	891
289 Other personal, cultural and recreational	:	:	:	:	:	:	:	:	:	:
291 Government services, n i e	84	79	88	76	75	76	86	78	93	103
<b>982 Services not allocated</b>	<b>281</b>	<b>266</b>	<b>215</b>	<b>210</b>	<b>201</b>	<b>194</b>	<b>193</b>	<b>474</b>	<b>503</b>	<b>493</b>
<b>300 INCOME</b>	<b>107</b>	<b>98</b>	<b>88</b>	<b>104</b>	<b>98</b>	<b>110</b>	<b>114</b>	<b>83</b>	<b>73</b>	<b>73</b>
310 Compensation of employees	11	13	13	13	12	11	11	14	11	12
320 Investment Income	108	99	89	105	98	111	115	84	73	74
<b>379 CURRENT TRANSFERS</b>	<b>0</b>	<b>0</b>	<b>0</b>	<b>0</b>	<b>0</b>	<b>0</b>	<b>:</b>	<b>0</b>	<b>0</b>	<b>0</b>
<b>993 CURRENT ACCOUNT</b>	<b>:</b>	<b>:</b>	<b>:</b>	<b>:</b>	<b>:</b>	<b>:</b>	<b>:</b>	<b>89</b>	<b>84</b>	<b>82</b>
<b>994 CAPITAL ACCOUNT</b>	<b>:</b>	<b>:</b>	<b>:</b>	<b>:</b>	<b>:</b>	<b>:</b>	<b>:</b>	<b>:</b>	<b>:</b>	<b>:</b>
<b>010 CURRENT + CAPITAL ACCOUNT</b>	<b>72</b>	<b>70</b>	<b>70</b>	<b>80</b>	<b>84</b>	<b>87</b>	<b>99</b>	<b>89</b>	<b>84</b>	<b>82</b>
<b>995 FINANCIAL ACCOUNT</b>	<b>.</b>	<b>.</b>	<b>.</b>	<b>.</b>	<b>.</b>	<b>.</b>	<b>.</b>	<b>.</b>	<b>.</b>	<b>.</b>
<b>998 NET ERRORS AND OMISSIONS</b>	<b>.</b>	<b>.</b>	<b>.</b>	<b>.</b>	<b>.</b>	<b>.</b>	<b>.</b>	<b>.</b>	<b>.</b>	<b>.</b>

## 21.2.

Reporter: USA

Partner: Intra EUR12

(Mio ECU)

	1985	1986	1987	1988	1989	1990	1991	1992	1993	1994
	<b>Credit</b>									
<b>100 GOODS</b>	:	52 675	51 595	62 973	76 712	75 633	81 740	77 516	81 120	84 429
<b>200 SERVICES</b>	:	22 806	24 241	26 883	34 108	32 984	37 782	43 291	48 429	48 869
<b>205 Transportation</b>	:	5 868	5 549	6 480	8 101	8 320	8 590	9 567	9 833	9 450
206 Sea transport	:	:	:	:	:	:	:	820	830	856
207 Passenger transport on sea	:	:	:	:	:	:	:	:	:	:
208 Freight transport on sea	:	457	350	446	748	718	728	820	830	856
209 Support. auxiliary and other services	:	:	:	:	:	:	:	:	:	:
210 Air transport	:	1 986	2 404	3 093	3 723	4 551	4 938	5 198	5 421	5 116
211 Passenger transport by air	:	1 739	2 143	2 727	3 205	3 931	4 256	4 612	4 705	4 364
212 Freight transport by air	:	248	260	366	518	620	682	586	716	752
213 Supporting, auxiliary and other services	:	:	:	:	:	:	:	:	:	:
214 Other transportation	:	3 424	2 795	2 940	3 630	3 052	2 924	3 549	3 582	3 479
<b>236 Travel</b>	:	4 721	5 324	6 255	7 618	7 415	9 021	10 933	13 517	13 417
<b>981 Other services</b>	:	8 861	10 045	10 111	12 700	11 800	14 122	20 873	22 664	23 555
245 Communications services	:	546	540	582	702	617	705	669	705	664
249 Construction services	:	101	55	105	84	96	228	174	189	191
253 Insurance services	:	354	433	54	-89	-309	-73	-123	51	-136
260 Financial services	:	997	1 275	1 078	1 465	852	1 029	1 208	1 618	1 879
262 Computer and information services	:	:	:	:	:	:	:	:	:	:
266 Royalties and licence fees	:	3 908	4 224	4 812	5 911	6 593	7 309	4 621	5 177	5 370
268 Other business services	:	:	:	:	:	:	:	11 073	10 950	11 904
269 Merchanting and other trade-related serv.	:	:	:	:	:	:	:	:	:	:
270 Merchanting	:	:	:	:	:	:	:	:	:	:
271 Other trade related services	:	:	:	:	:	:	:	:	:	:
272 Operational leasing	:	:	:	:	:	:	:	:	:	:
273 Misc. business, prof. and technical serv.	:	625	575	792	975	1 003	2 024	11 073	10 950	11 904
274 Legal, account., man., cons. and pub. rel.	:	:	:	:	:	:	:	599	581	613
278 Adv., market res. and polling	:	21	20	22	15	17	54	62	120	133
279 Research and development	:	:	:	:	:	:	:	96	91	117
280 Architect., engin. and other technical	:	:	:	:	:	:	:	30	50	34
281 Agric., mining and on-site processing	:	:	:	:	:	:	:	:	:	:
284 Other	:	:	:	:	:	:	:	1 218	1 757	1 661
285 Serv. between affiliated enterprises, nie	:	:	:	:	:	:	:	:	:	:
287 Personal, cultural and recreational services	:	:	574	576	978	975	1 028	1 119	1 744	1 855
288 Audio-visual and related services	:	:	:	:	:	:	:	1 119	1 744	1 855
289 Other personal, cultural and recreational	:	:	:	:	:	:	:	:	:	:
291 Government services, n i e	:	1 708	2 370	2 112	2 675	1 973	1 872	1 585	2 230	1 828
<b>982 Services not allocated</b>	:	3 356	3 323	4 038	5 688	5 448	6 049	1 918	2 415	2 447
<b>300 INCOME</b>	:	24 006	22 985	31 157	40 834	35 651	32 953	26 588	26 132	30 361
310 Compensation of employees	:	:	:	:	:	:	:	41	44	47
320 Investment Income	:	24 006	22 985	31 157	40 834	35 651	32 953	26 547	26 087	30 314
<b>379 CURRENT TRANSFERS</b>	:	0	0	0	0	0	0	1 235	1 656	1 297
<b>993 CURRENT ACCOUNT</b>	:	:	:	:	:	:	:	148 631	157 336	164 957
<b>994 CAPITAL ACCOUNT</b>	:	:	:	:	:	:	:	:	:	:
<b>010 CURRENT + CAPITAL ACCOUNT</b>	:	99 487	98 821	121 013	151 655	144 268	152 475	:	:	:
<b>995 FINANCIAL ACCOUNT</b>	:	:	:	:	:	:	:	:	:	:
<b>998 NET ERRORS AND OMISSIONS</b>	:	:	:	:	:	:	:	:	:	:



21.2.

Reporter: USA

Partner: Intra EUR12

	(Mio ECU)									
	1985	1986	1987	1988	1989	1990	1991	1992	1993	1994
	<b>Debit</b>									
<b>100 GOODS</b>	:	75 356	70 628	72 759	77 614	71 761	69 229	72 401	87 309	94 481
<b>200 SERVICES</b>	:	30 124	29 479	30 817	34 901	35 234	35 893	35 118	41 087	41 856
<b>205 Transportation</b>	:	6 673	6 321	6 968	8 492	9 157	8 508	7 670	8 769	10 145
206 Sea transport	:	:	:	:	:	:	:	1 442	1 633	2 108
207 Passenger transport on sea	:	:	:	:	:	:	:	:	:	:
208 Freight transport on sea	:	1 976	1 530	1 673	1 885	1 711	1 379	1 442	1 633	2 108
209 Support. auxiliary and other services	:	:	:	:	:	:	:	:	:	:
210 Air transport	:	3 187	3 135	3 179	3 843	4 484	4 108	4 067	4 853	5 235
211 Passenger transport by air	:	2 583	2 595	2 618	3 201	3 918	3 563	3 507	4 210	4 493
212 Freight transport by air	:	605	540	561	643	566	545	559	643	741
213 Supporting, auxiliary and other services	:	:	:	:	:	:	:	:	:	:
214 Other transportation	:	1 509	1 655	2 116	2 764	2 962	3 021	2 161	2 283	2 802
<b>236 Travel</b>	:	8 445	7 858	8 471	9 489	9 401	8 210	8 974	10 697	11 405
<b>981 Other services</b>	:	13 055	12 950	12 914	13 048	12 793	14 628	17 733	20 794	20 307
245 Communications services	:	779	789	984	1 167	1 049	1 288	1 721	1 955	2 055
249 Construction services	:	50	23	112	128	28	38	45	61	50
253 Insurance services	:	641	1 112	602	-359	-81	473	-479	1 219	1 083
260 Financial services	:	1 132	1 008	736	988	1 005	1 109	1 510	2 623	3 073
262 Computer and information services	:	:	:	:	:	:	:	:	:	:
266 Royalties and licence fees	:	702	873	942	1 234	1 350	1 822	1 270	1 524	1 615
268 Other business services	:	:	:	:	:	:	:	5 494	5 960	6 331
269 Merchanting and other trade-related serv.	:	:	:	:	:	:	:	:	:	:
270 Merchanting	:	:	:	:	:	:	:	:	:	:
271 Other trade related services	:	:	:	:	:	:	:	:	:	:
272 Operational leasing	:	:	:	:	:	:	:	:	:	:
273 Misc. business, prof. and technical serv.	:	290	324	429	418	389	501	5 494	5 960	6 331
274 Legal, account., man., cons. and pub. rel.	:	:	:	:	:	:	:	157	188	214
278 Adv., market res. and polling	:	26	38	47	66	47	77	95	177	221
279 Research and development	:	:	:	:	:	:	:	72	74	92
280 Architect., engin. and other technical	:	:	:	:	:	:	:	35	47	29
281 Agric., mining and on-site processing	:	:	:	:	:	:	:	:	:	:
284 Other	:	:	:	:	:	:	:	254	553	0
285 Serv. between affiliated enterprises, nie	:	:	:	:	:	:	:	:	:	:
287 Personal, cultural and recreational services	:	:	29	28	55	68	42	375	53	75
288 Audio-visual and related services	:	:	:	:	:	:	:	375	53	75
289 Other personal, cultural and recreational	:	:	:	:	:	:	:	:	:	:
291 Government services, n i e	:	9 436	8 792	9 082	9 415	8 984	9 355	7 601	7 399	6 025
<b>982 Services not allocated</b>	:	1 952	2 350	2 464	3 871	3 883	4 547	741	827	0
<b>300 INCOME</b>	:	28 934	30 369	34 291	45 128	34 056	32 715	42 163	47 477	53 348
310 Compensation of employees	:	:	:	:	:	:	:	404	514	520
320 Investment Income	:	28 934	30 369	34 291	45 128	34 056	32 715	41 759	46 963	52 829
<b>379 CURRENT TRANSFERS</b>	:	-350	-458	-692	-778	-1 083	-5 148	0	0	0
<b>993 CURRENT ACCOUNT</b>	:	:	:	:	:	:	:	149 682	175 873	189 686
<b>994 CAPITAL ACCOUNT</b>	:	:	:	:	:	:	:	:	:	:
<b>010 CURRENT + CAPITAL ACCOUNT</b>	:	134 064	130 018	137 175	156 864	139 968	132 689	:	:	:
<b>995 FINANCIAL ACCOUNT</b>	:	:	:	:	:	:	:	:	:	:
<b>998 NET ERRORS AND OMISSIONS</b>	:	:	:	:	:	:	:	:	:	:

## 21.2.

Reporter: USA

Partner: Intra EUR12

(Mio ECU)

	1985	1986	1987	1988	1989	1990	1991	1992	1993	1994
	<b>Net</b>									
<b>100 GOODS</b>	:	-22 681	-19 033	-9 786	-901	3 872	12 511	5 115	-6 190	-10 052
<b>200 SERVICES</b>	:	-7 318	-5 238	-3 934	-792	-2 251	1 889	8 174	7 342	7 013
<b>205 Transportation</b>	:	-805	-772	-488	-391	-837	82	1 897	1 065	-695
206 Sea transport	:	:	:	:	:	:	:	-622	-803	-1 253
207 Passenger transport on sea	:	:	:	:	:	:	:	:	:	:
208 Freight transport on sea	:	-1 519	-1 180	-1 227	-1 137	-993	-651	-622	-803	-1 253
209 Support. auxiliary and other services	:	:	:	:	:	:	:	:	:	:
210 Air transport	:	-1 201	-732	-85	-120	67	830	1 132	568	-119
211 Passenger transport by air	:	-844	-452	109	5	13	693	1 105	494	-129
212 Freight transport by air	:	-357	-280	-195	-124	54	137	27	73	10
213 Supporting, auxiliary and other services	:	:	:	:	:	:	:	:	:	:
214 Other transportation	:	1 915	1 140	825	866	90	-98	1 388	1 300	677
<b>236 Travel</b>	:	-3 724	-2 534	-2 217	-1 871	-1 987	810	1 959	2 820	2 013
<b>981 Other services</b>	:	-4 193	-2 905	-2 803	-348	-993	-505	3 140	1 869	3 248
245 Communications services	:	-234	-249	-403	-466	-432	-583	-1 052	-1 250	-1 391
249 Construction services	:	51	32	-7	-44	68	190	129	127	141
253 Insurance services	:	-288	-679	-548	270	-228	-546	356	-1 168	-1 219
260 Financial services	:	-135	266	342	477	-154	-80	-302	-1 004	-1 194
262 Computer and information services	:	:	:	:	:	:	:	:	:	:
266 Royalties and licence fees	:	3 206	3 351	3 870	4 677	5 243	5 487	3 350	3 652	3 755
268 Other business services	:	:	:	:	:	:	:	5 579	4 991	5 573
269 Merchanting and other trade-related serv.	:	:	:	:	:	:	:	:	:	:
270 Merchanting	:	:	:	:	:	:	:	:	:	:
271 Other trade related services	:	:	:	:	:	:	:	:	:	:
272 Operational leasing	:	:	:	:	:	:	:	:	:	:
273 Misc. business, prof. and technical serv.	:	335	251	364	556	614	1 523	5 579	4 991	5 573
274 Legal, account., man., cons. and pub. rel.	:	:	:	:	:	:	:	442	393	399
278 Adv., market res. and polling	:	-5	-18	-25	-51	-30	-23	-32	-57	-88
279 Research and development	:	:	:	:	:	:	:	23	16	25
280 Architect., engin. and other technical	:	:	:	:	:	:	:	-5	3	5
281 Agric., mining and on-site processing	:	:	:	:	:	:	:	:	:	:
284 Other	:	:	:	:	:	:	:	964	1 204	1 661
285 Serv. between affiliated enterprises, nie	:	:	:	:	:	:	:	:	:	:
287 Personal, cultural and recreational services	:	:	545	548	923	907	986	743	1 691	1 781
288 Audio-visual and related services	:	:	:	:	:	:	:	743	1 691	1 781
289 Other personal, cultural and recreational	:	:	:	:	:	:	:	:	:	:
291 Government services, n i e	:	-7 728	-6 422	-6 970	-6 741	-7 011	-7 483	-6 017	-5 169	-4 197
<b>982 Services not allocated</b>	:	1 404	973	1 574	1 817	1 566	1 503	1 177	1 588	2 447
<b>300 INCOME</b>	:	-4 928	-7 383	-3 133	-4 293	1 595	238	-15 575	-21 345	-22 987
310 Compensation of employees	:	:	:	:	:	:	:	-364	-470	-472
320 Investment Income	:	-4 928	-7 383	-3 133	-4 293	1 595	238	-15 212	-20 875	-22 515
<b>379 CURRENT TRANSFERS</b>	:	350	458	692	778	1 083	5 148	1 235	1 656	1 297
<b>993 CURRENT ACCOUNT</b>	:	:	:	:	:	:	:	-1 052	-18 537	-24 729
<b>994 CAPITAL ACCOUNT</b>	:	:	:	:	:	:	:	:	:	:
<b>010 CURRENT + CAPITAL ACCOUNT</b>	:	-34 577	-31 197	-16 162	-5 209	4 300	19 786	:	:	:
<b>995 FINANCIAL ACCOUNT</b>	:	:	:	:	:	:	:	:	:	:
<b>998 NET ERRORS AND OMISSIONS</b>	:	:	:	:	:	:	:	:	:	:

## 21.2.

Reporter: USA

Partner: Intra EUR12

	(in %)									
	1985	1986	1987	1988	1989	1990	1991	1992	1993	1994
	<b>Cover ratio</b>									
<b>100 GOODS</b>	:	70	73	87	99	105	118	107	93	89
<b>200 SERVICES</b>	:	76	82	87	98	94	105	123	118	117
<b>205 Transportation</b>	:	88	88	93	95	91	101	125	112	93
206 Sea transport	:	:	:	:	:	:	:	57	51	41
207 Passenger transport on sea	:	:	:	:	:	:	:	:	:	:
208 Freight transport on sea	:	23	23	27	40	42	53	57	51	41
209 Support. auxiliary and other services	:	:	:	:	:	:	:	:	:	:
210 Air transport	:	62	77	97	97	101	120	128	112	98
211 Passenger transport by air	:	67	83	104	100	100	119	131	112	97
212 Freight transport by air	:	41	48	65	81	110	125	105	111	101
213 Supporting, auxiliary and other services	:	:	:	:	:	:	:	:	:	:
214 Other transportation	:	227	169	139	131	103	97	164	157	124
<b>236 Travel</b>	:	56	68	74	80	79	110	122	126	118
<b>981 Other services</b>	:	68	78	78	97	92	97	118	109	116
245 Communications services	:	70	68	59	60	59	55	39	36	32
249 Construction services	:	202	242	94	65	339	602	383	307	385
253 Insurance services	:	55	39	9	:	:	-15	:	4	-13
260 Financial services	:	88	126	147	148	85	93	80	62	61
262 Computer and information services	:	:	:	:	:	:	:	:	:	:
266 Royalties and licence fees	:	557	484	511	479	488	401	364	340	333
268 Other business services	:	:	:	:	:	:	:	202	184	188
269 Merchanting and other trade-related serv.	:	:	:	:	:	:	:	:	:	:
270 Merchanting	:	:	:	:	:	:	:	:	:	:
271 Other trade related services	:	:	:	:	:	:	:	:	:	:
272 Operational leasing	:	:	:	:	:	:	:	:	:	:
273 Misc. business, prof. and technical serv.	:	216	177	185	233	258	404	202	184	188
274 Legal, account., man., cons. and pub. rel.	:	:	:	:	:	:	:	381	309	287
278 Adv., market res. and polling	:	81	52	46	23	37	70	66	68	60
279 Research and development	:	:	:	:	:	:	:	132	122	128
280 Architect., engin. and other technical	:	:	:	:	:	:	:	87	107	118
281 Agric., mining and on-site processing	:	:	:	:	:	:	:	:	:	:
284 Other	:	:	:	:	:	:	:	479	318	:
285 Serv. between affiliated enterprises, n i e	:	:	:	:	:	:	:	:	:	:
287 Personal, cultural and recreational services	:	:	2 006	2 065	1 766	1 443	2 451	298	3 294	2 480
288 Audio-visual and related services	:	:	:	:	:	:	:	298	3 294	2 480
289 Other personal, cultural and recreational	:	:	:	:	:	:	:	:	:	:
291 Government services, n i e	:	18	27	23	28	22	20	21	30	30
<b>982 Services not allocated</b>	:	172	141	164	147	140	133	259	292	:
<b>300 INCOME</b>	:	83	76	91	90	105	101	63	55	57
310 Compensation of employees	:	:	:	:	:	:	:	10	9	9
320 Investment Income	:	83	76	91	90	105	101	64	56	57
<b>379 CURRENT TRANSFERS</b>	:	:	:	:	:	:	:	:	:	:
<b>993 CURRENT ACCOUNT</b>	:	:	:	:	:	:	:	99	89	87
<b>994 CAPITAL ACCOUNT</b>	:	:	:	:	:	:	:	:	:	:
<b>010 CURRENT + CAPITAL ACCOUNT</b>	:	74	76	88	97	103	115	:	:	:
<b>995 FINANCIAL ACCOUNT</b>	.	.	.	.	.	.	.	.	.	.
<b>998 NET ERRORS AND OMISSIONS</b>	.	.	.	.	.	.	.	.	.	.

## 21.3.

Reporter: USA

Partner: Extra EUR12

		(Mio ECU)									
		1985	1986	1987	1988	1989	1990	1991	1992	1993	1994
		<b>Credit</b>									
<b>100</b>	<b>GOODS</b>	:	174 262	165 355	207 839	251 976	230 176	254 708	261 715	308 995	337 998
<b>200</b>	<b>SERVICES</b>	:	64 606	60 470	66 021	80 914	82 583	93 829	96 798	114 989	121 595
<b>205</b>	<b>Transportation</b>	:	15 842	15 554	17 565	20 211	20 943	22 240	21 571	24 947	27 289
206	Sea transport	:	:	:	:	:	:	:	2 246	2 585	2 958
207	Passenger transport on sea	:	:	:	:	:	:	:	:	:	:
208	Freight transport on sea	:	2 780	2 600	2 726	2 788	2 506	2 500	2 246	2 585	2 958
209	Support. auxiliary and other services	:	:	:	:	:	:	:	:	:	:
210	Air transport	:	4 481	4 520	5 669	7 510	9 377	10 053	9 598	11 202	12 302
211	Passenger transport by air	:	3 933	3 929	4 863	6 468	8 086	8 538	8 190	9 481	10 329
212	Freight transport by air	:	548	591	805	1 042	1 291	1 515	1 408	1 722	1 974
213	Supporting, auxiliary and other services	:	:	:	:	:	:	:	:	:	:
214	Other transportation	:	8 581	8 434	9 171	9 912	9 060	9 687	9 727	11 160	12 028
<b>236</b>	<b>Travel</b>	:	15 992	15 107	18 637	25 245	26 369	30 026	31 238	35 907	37 365
<b>981</b>	<b>Other services</b>	:	23 671	22 026	21 877	24 907	25 108	29 961	34 346	42 179	44 488
245	Communications services	:	1 311	1 290	1 275	1 585	1 531	1 951	1 554	1 673	1 654
249	Construction services	:	671	525	563	769	585	964	1 317	1 825	2 082
253	Insurance services	:	1 648	1 123	825	514	899	917	1 065	1 127	1 515
260	Financial services	:	2 357	1 960	2 162	3 106	2 618	2 987	3 017	4 023	3 974
262	Computer and information services	:	:	:	:	:	:	:	:	:	:
266	Royalties and licence fees	:	4 147	4 224	5 017	6 397	6 203	6 982	10 730	12 293	13 363
268	Other business services	:	:	:	:	:	:	:	8 422	10 863	11 377
269	Merchandising and other trade-related serv.	:	:	:	:	:	:	:	:	:	:
270	Merchandising	:	:	:	:	:	:	:	:	:	:
271	Other trade related services	:	:	:	:	:	:	:	:	:	:
272	Operational leasing	:	:	:	:	:	:	:	:	:	:
273	Misc. business, prof. and technical serv.	:	2 443	1 968	2 540	2 961	3 032	4 588	8 422	10 863	11 377
274	Legal, account., man., cons. and pub. rel.	:	:	:	:	:	:	:	1 393	1 379	1 526
278	Adv., market res. and polling	:	74	75	101	116	85	167	180	169	203
279	Research and development	:	:	:	:	:	:	:	375	288	335
280	Architect., engin. and other technical	:	:	:	:	:	:	:	133	194	164
281	Agric., mining and on-site processing	:	:	:	:	:	:	:	:	:	:
284	Other	:	:	:	:	:	:	:	2 855	3 359	4 024
285	Serv. between affiliated enterprises, nie	:	:	:	:	:	:	:	:	:	:
287	Personal, cultural and recreational services	:	:	425	391	601	649	609	704	1 035	1 172
288	Audio-visual and related services	:	:	:	:	:	:	:	704	1 035	1 172
289	Other personal, cultural and recreational	:	:	:	:	:	:	:	:	:	:
291	Government services, n i e	:	10 630	10 510	9 105	8 974	9 591	10 962	8 086	9 341	9 352
<b>982</b>	<b>Services not allocated</b>	:	9 101	7 784	7 943	10 552	10 164	11 602	9 643	11 956	12 453
<b>300</b>	<b>INCOME</b>	:	58 132	45 969	65 927	83 126	73 430	62 746	52 208	48 939	56 278
310	Compensation of employees	:	:	:	:	:	:	:	82	84	87
320	Investment Income	:	58 132	45 969	65 927	83 126	73 430	62 746	52 126	48 856	56 191
<b>379</b>	<b>CURRENT TRANSFERS</b>	:	0	0	0	0	0	0	-1 235	-1 656	-1 297
<b>993</b>	<b>CURRENT ACCOUNT</b>	:	:	:	:	:	:	:	409 486	471 267	514 574
<b>994</b>	<b>CAPITAL ACCOUNT</b>	:	:	:	:	:	:	:	:	:	:
<b>010</b>	<b>CURRENT + CAPITAL ACCOUNT</b>	:	297 105	271 899	339 897	416 126	386 284	411 388	:	:	:
<b>995</b>	<b>FINANCIAL ACCOUNT</b>	:	:	:	:	:	:	:	:	:	:
<b>998</b>	<b>NET ERRORS AND OMISSIONS</b>	:	:	:	:	:	:	:	:	:	:

21.3.

Reporter: USA

Partner: Extra EUR12

(Mio ECU)

	1985	1986	1987	1988	1989	1990	1991	1992	1993	1994
	<b>Debit</b>									
<b>100 GOODS</b>	:	298 995	284 671	305 419	355 685	319 696	326 992	340 866	416 057	467 582
<b>200 SERVICES</b>	:	50 152	47 995	51 121	56 690	55 797	58 091	58 986	70 037	75 014
<b>205 Transportation</b>	:	16 921	15 418	16 089	17 748	17 498	18 373	20 133	23 641	24 446
206 Sea transport	:	:	:	:	:	:	:	5 698	6 933	7 110
207 Passenger transport on sea	:	:	:	:	:	:	:	:	:	:
208 Freight transport on sea	:	6 799	5 723	6 253	6 639	6 372	6 362	5 698	6 933	7 110
209 Support. auxiliary and other services	:	:	:	:	:	:	:	:	:	:
210 Air transport	:	5 506	5 124	5 240	5 639	5 522	5 793	5 896	7 013	7 888
211 Passenger transport by air	:	4 027	3 720	3 918	4 287	4 354	4 517	4 624	5 451	6 180
212 Freight transport by air	:	1 479	1 404	1 322	1 352	1 168	1 277	1 271	1 562	1 708
213 Supporting, auxiliary and other services	:	:	:	:	:	:	:	:	:	:
214 Other transportation	:	4 616	4 572	4 596	5 471	5 603	6 217	8 539	9 695	9 448
<b>236 Travel</b>	:	17 885	17 556	18 687	20 842	19 938	20 294	20 725	24 071	25 217
<b>981 Other services</b>	:	12 622	12 208	13 097	13 889	14 209	14 816	16 428	20 298	22 327
245 Communications services	:	2 526	2 450	2 885	3 527	3 336	4 045	2 941	3 334	3 685
249 Construction services	:	256	119	148	274	105	216	156	225	199
253 Insurance services	:	1 595	1 699	1 620	1 106	1 581	1 518	1 499	1 434	1 780
260 Financial services	:	666	793	665	878	939	1 044	1 202	2 124	2 673
262 Computer and information services	:	:	:	:	:	:	:	:	:	:
266 Royalties and licence fees	:	712	713	859	1 007	1 076	1 424	2 172	2 600	2 896
268 Other business services	:	:	:	:	:	:	:	3 669	5 539	5 986
269 Merchanting and other trade-related serv.	:	:	:	:	:	:	:	:	:	:
270 Merchanting	:	:	:	:	:	:	:	:	:	:
271 Other trade related services	:	:	:	:	:	:	:	:	:	:
272 Operational leasing	:	:	:	:	:	:	:	:	:	:
273 Misc. business, prof. and technical serv.	:	574	597	786	870	856	945	3 669	5 539	5 986
274 Legal, account., man., cons. and pub. rel.	:	:	:	:	:	:	:	270	322	384
278 Adv., market res. and polling	:	52	73	112	141	144	165	252	373	398
279 Research and development	:	:	:	:	:	:	:	101	137	145
280 Architect., engin. and other technical	:	:	:	:	:	:	:	52	74	58
281 Agric., mining and on-site processing	:	:	:	:	:	:	:	:	:	:
284 Other	:	:	:	:	:	:	:	411	497	1 025
285 Serv. between affiliated enterprises, nie	:	:	:	:	:	:	:	:	:	:
287 Personal, cultural and recreational services	:	:	25	395	45	20	29	154	30	265
288 Audio-visual and related services	:	:	:	:	:	:	:	154	30	265
289 Other personal, cultural and recreational	:	:	:	:	:	:	:	:	:	:
291 Government services, n i e	:	6 228	5 812	5 739	6 182	6 294	5 595	4 829	5 012	4 842
<b>982 Services not allocated</b>	:	2 724	2 814	3 248	4 210	4 153	4 608	1 699	2 027	3 025
<b>300 INCOME</b>	:	53 763	47 513	58 096	80 992	64 464	50 370	52 526	55 750	64 910
310 Compensation of employees	:	:	:	:	:	:	:	505	605	632
320 Investment Income	:	53 763	47 513	58 096	80 992	64 464	50 370	52 022	55 145	64 278
<b>379 CURRENT TRANSFERS</b>	:	24 914	20 446	21 814	24 499	27 527	-249	24 732	29 124	30 931
<b>993 CURRENT ACCOUNT</b>	:	:	:	:	:	:	:	477 111	570 968	638 438
<b>994 CAPITAL ACCOUNT</b>	:	:	:	:	:	:	:	:	:	:
<b>010 CURRENT + CAPITAL ACCOUNT</b>	:	428 672	401 396	437 266	518 802	468 371	436 141	:	:	:
<b>995 FINANCIAL ACCOUNT</b>	:	:	:	:	:	:	:	:	:	:
<b>998 NET ERRORS AND OMISSIONS</b>	:	:	:	:	:	:	:	:	:	:

## 21.3.

Reporter: USA

Partner: Extra EUR12

(Mio ECU)

	1985	1986	1987	1988	1989	1990	1991	1992	1993	1994
	<b>Net</b>									
100 GOODS	:	-124 734	-119 315	-97 580	-103 709	-89 520	-72 284	-79 152	-107 063	-129 584
200 SERVICES	:	14 454	12 475	14 900	24 224	26 787	35 738	37 812	44 952	46 580
205 Transportation	:	-1 079	135	1 476	2 463	3 445	3 867	1 437	1 307	2 843
206 Sea transport	:	:	:	:	:	:	:	-3 452	-4 348	-4 151
207 Passenger transport on sea	:	:	:	:	:	:	:	:	:	:
208 Freight transport on sea	:	-4 019	-3 123	-3 527	-3 850	-3 866	-3 862	-3 452	-4 348	-4 151
209 Support. auxiliary and other services	:	:	:	:	:	:	:	:	:	:
210 Air transport	:	-1 025	-603	429	1 872	3 855	4 259	3 702	4 190	4 414
211 Passenger transport by air	:	-93	209	945	2 181	3 732	4 021	3 565	4 030	4 149
212 Freight transport by air	:	-932	-812	-517	-310	123	238	137	160	266
213 Supporting, auxiliary and other services	:	:	:	:	:	:	:	:	:	:
214 Other transportation	:	3 965	3 862	4 574	4 441	3 457	3 470	1 187	1 465	2 580
236 Travel	:	-1 893	-2 449	-50	4 402	6 431	9 732	10 513	11 836	12 148
981 Other services	:	11 049	9 818	8 780	11 018	10 899	15 145	17 918	21 881	22 161
245 Communications services	:	-1 215	-1 160	-1 610	-1 942	-1 805	-2 093	-1 387	-1 661	-2 031
249 Construction services	:	415	406	415	495	480	748	1 161	1 599	1 883
253 Insurance services	:	53	-576	-796	-593	-683	-601	-434	-307	-265
260 Financial services	:	1 692	1 168	1 497	2 228	1 679	1 942	1 815	1 899	1 301
262 Computer and information services	:	:	:	:	:	:	:	:	:	:
266 Royalties and licence fees	:	3 434	3 512	4 158	5 390	5 126	5 559	8 558	9 693	10 466
268 Other business services	:	:	:	:	:	:	:	4 752	5 324	5 390
269 Merchanting and other trade-related serv.	:	:	:	:	:	:	:	:	:	:
270 Merchanting	:	:	:	:	:	:	:	:	:	:
271 Other trade related services	:	:	:	:	:	:	:	:	:	:
272 Operational leasing	:	:	:	:	:	:	:	:	:	:
273 Misc. business, prof. and technical serv.	:	1 869	1 371	1 754	2 091	2 176	3 643	4 752	5 324	5 390
274 Legal, account., man., cons. and pub. rel.	:	:	:	:	:	:	:	1 123	1 057	1 142
278 Adv., market res. and polling	:	22	2	-11	-25	-59	2	-72	-204	-195
279 Research and development	:	:	:	:	:	:	:	274	151	190
280 Architect., engin. and other technical	:	:	:	:	:	:	:	82	120	106
281 Agric., mining and on-site processing	:	:	:	:	:	:	:	:	:	:
284 Other	:	:	:	:	:	:	:	2 444	2 862	3 000
285 Serv. between affiliated enterprises, nie	:	:	:	:	:	:	:	:	:	:
287 Personal, cultural and recreational services	:	:	400	-4	556	628	580	550	1 005	907
288 Audio-visual and related services	:	:	:	:	:	:	:	550	1 005	907
289 Other personal, cultural and recreational	:	:	:	:	:	:	:	:	:	:
291 Government services, n i e	:	4 403	4 698	3 366	2 792	3 297	5 367	3 257	4 329	4 509
982 Services not allocated	:	6 377	4 970	4 694	6 342	6 011	6 994	7 944	9 928	9 428
300 INCOME	:	4 369	-1 544	7 830	2 134	8 967	12 375	-318	-6 810	-8 632
310 Compensation of employees	:	:	:	:	:	:	:	-422	-521	-545
320 Investment income	:	4 369	-1 544	7 830	2 134	8 967	12 375	104	-6 290	-8 087
379 CURRENT TRANSFERS	:	-24 914	-20 446	-21 814	-24 499	-27 527	249	-25 967	-30 780	-32 228
993 CURRENT ACCOUNT	:	:	:	:	:	:	:	-67 625	-99 700	-123 864
994 CAPITAL ACCOUNT	:	:	:	:	:	:	:	:	:	:
010 CURRENT + CAPITAL ACCOUNT	:	-131 566	-129 497	-97 369	-102 676	-82 087	-24 753	:	:	:
995 FINANCIAL ACCOUNT	:	:	:	:	:	:	:	:	:	:
998 NET ERRORS AND OMISSIONS	:	:	:	:	:	:	:	:	:	:

21.3.

Reporter: USA

Partner: Extra EUR12

	(in %)									
	1985	1986	1987	1988	1989	1990	1991	1992	1993	1994
	<b>Cover ratio</b>									
<b>100 GOODS</b>	:	58	58	68	71	72	78	77	74	72
<b>200 SERVICES</b>	:	129	126	129	143	148	162	164	164	162
<b>205 Transportation</b>	:	94	101	109	114	120	121	107	106	112
206 Sea transport	:	:	:	:	:	:	:	39	37	42
207 Passenger transport on sea	:	:	:	:	:	:	:	:	:	:
208 Freight transport on sea	:	41	45	44	42	39	39	39	37	42
209 Support. auxiliary and other services	:	:	:	:	:	:	:	:	:	:
210 Air transport	:	81	88	108	133	170	174	163	160	156
211 Passenger transport by air	:	98	106	124	151	186	189	177	174	167
212 Freight transport by air	:	37	42	61	77	110	119	111	110	116
213 Supporting, auxiliary and other services	:	:	:	:	:	:	:	:	:	:
214 Other transportation	:	186	184	200	181	162	156	114	115	127
<b>236 Travel</b>	:	89	86	100	121	132	148	151	149	148
<b>981 Other services</b>	:	188	180	167	179	177	202	209	208	199
245 Communications services	:	52	53	44	45	46	48	53	50	45
249 Construction services	:	262	442	381	280	556	446	846	809	1 045
253 Insurance services	:	103	66	51	46	57	60	71	79	85
260 Financial services	:	354	247	325	354	279	286	251	189	149
262 Computer and information services	:	:	:	:	:	:	:	:	:	:
266 Royalties and licence fees	:	582	593	584	635	576	490	494	473	461
268 Other business services	:	:	:	:	:	:	:	230	196	190
269 Merchanting and other trade-related serv.	:	:	:	:	:	:	:	:	:	:
270 Merchanting	:	:	:	:	:	:	:	:	:	:
271 Other trade related services	:	:	:	:	:	:	:	:	:	:
272 Operational leasing	:	:	:	:	:	:	:	:	:	:
273 Misc. business, prof. and technical serv.	:	425	329	323	341	354	485	230	196	190
274 Legal, account., man., cons. and pub. rel.	:	:	:	:	:	:	:	517	428	397
278 Adv., market res. and polling	:	143	102	90	83	59	101	72	45	51
279 Research and development	:	:	:	:	:	:	:	372	211	231
280 Architect., engin. and other technical	:	:	:	:	:	:	:	258	261	283
281 Agric., mining and on-site processing	:	:	:	:	:	:	:	:	:	:
284 Other	:	:	:	:	:	:	:	694	676	393
285 Serv. between affiliated enterprises, nie	:	:	:	:	:	:	:	:	:	:
287 Personal, cultural and recreational services	:	:	1 690	99	1 325	3 177	2 096	457	3 463	443
288 Audio-visual and related services	:	:	:	:	:	:	:	457	3 463	443
289 Other personal, cultural and recreational	:	:	:	:	:	:	:	:	:	:
291 Government services, n i e	:	171	181	159	145	152	196	167	186	193
<b>982 Services not allocated</b>	:	334	277	245	251	245	252	567	590	412
<b>300 INCOME</b>	:	108	97	113	103	114	125	99	88	87
310 Compensation of employees	:	:	:	:	:	:	:	16	14	14
320 Investment Income	:	108	97	113	103	114	125	100	89	87
<b>379 CURRENT TRANSFERS</b>	:	0	0	0	0	0	:	:	:	:
<b>993 CURRENT ACCOUNT</b>	:	:	:	:	:	:	:	86	83	81
<b>994 CAPITAL ACCOUNT</b>	:	:	:	:	:	:	:	:	:	:
<b>010 CURRENT + CAPITAL ACCOUNT</b>	:	69	68	78	80	82	94	:	:	:
<b>995 FINANCIAL ACCOUNT</b>	.	.	.	.	.	.	.	.	.	.
<b>998 NET ERRORS AND OMISSIONS</b>	.	.	.	.	.	.	.	.	.	.

## 22.1.

Reporter: Japan

Partner: World

(Mio ECU)

	1985	1986	1987	1988	1989	1990	1991	1992	1993	1994
	<b>Credit</b>									
<b>100 GOODS</b>	:	<b>208 898</b>	<b>194 751</b>	<b>219 678</b>	<b>244 685</b>	<b>220 242</b>	<b>247 391</b>	<b>254 874</b>	<b>299 994</b>	<b>322 968</b>
<b>200 SERVICES</b>	:	<b>25 010</b>	<b>26 354</b>	<b>31 220</b>	<b>38 185</b>	<b>34 282</b>	<b>38 691</b>	<b>39 928</b>	<b>50 418</b>	<b>51 543</b>
<b>205 Transportation</b>	:	<b>11 255</b>	<b>10 964</b>	<b>12 751</b>	<b>16 032</b>	<b>13 886</b>	<b>15 557</b>	<b>15 297</b>	<b>17 333</b>	<b>18 189</b>
206 Sea transport	:	6 807	6 536	6 973	8 168	7 125	7 973	6 699	6 546	5 817
207 Passenger transport on sea	:	:	:	:	:	:	:	40	42	38
208 Freight transport on sea	:	6 807	6 536	6 973	8 168	7 125	7 973	6 660	6 504	5 779
209 Support. auxiliary and other services	:	:	:	:	:	:	:	:	:	:
210 Air transport	:	677	761	962	1 333	993	1 017	4 559	4 557	4 086
211 Passenger transport by air	:	677	761	962	1 333	993	1 017	1 278	1 354	1 239
212 Freight transport by air	:	:	:	:	:	:	:	3 280	3 203	2 846
213 Supporting, auxiliary and other services	:	:	:	:	:	:	:	:	:	:
214 Other transportation	:	3 772	3 667	4 816	6 530	5 768	6 567	4 039	6 230	8 286
<b>236 Travel</b>	:	<b>1 487</b>	<b>1 818</b>	<b>2 447</b>	<b>2 853</b>	<b>2 810</b>	<b>2 772</b>	<b>2 764</b>	<b>3 038</b>	<b>2 923</b>
<b>981 Other services</b>	:	<b>4 217</b>	<b>3 753</b>	<b>4 106</b>	<b>4 644</b>	<b>4 012</b>	<b>4 396</b>	<b>4 547</b>	<b>6 150</b>	<b>7 593</b>
245 Communications services	:	:	:	:	:	:	:	:	:	:
249 Construction services	:	:	:	:	:	:	:	:	:	:
253 Insurance services	:	243	268	377	388	331	269	330	325	467
260 Financial services	:	:	:	:	:	:	:	:	:	:
262 Computer and information services	:	:	:	:	:	:	:	:	:	:
266 Royalties and licence fees	:	921	1 122	1 384	1 830	1 947	2 313	2 352	3 311	4 364
268 Other business services	:	:	:	:	:	:	:	:	:	:
269 Merchenting and other trade-related serv.	:	:	:	:	:	:	:	:	:	:
270 Merchenting	:	:	:	:	:	:	:	:	:	:
271 Other trade related services	:	:	:	:	:	:	:	:	:	:
272 Operational leasing	:	:	:	:	:	:	:	:	:	:
273 Misc. business, prof. and technical serv.	:	:	:	:	:	:	:	:	:	:
274 Legal, account., man., cons. and pub. rel.	:	:	:	:	:	:	:	:	:	:
278 Adv., market res. and polling	:	0	0	0	0	0	0	0	0	0
279 Research and development	:	:	:	:	:	:	:	:	:	:
280 Architect., engin. and other technical	:	:	:	:	:	:	:	:	:	:
281 Agric., mining and on-site processing	:	:	:	:	:	:	:	:	:	:
284 Other	:	:	:	:	:	:	:	:	:	:
285 Serv. between affiliated enterprises, nie	:	:	:	:	:	:	:	:	:	:
287 Personal, cultural and recreational services	:	0	0	0	0	0	0	0	0	0
288 Audio-visual and related services	:	:	:	:	:	:	:	:	:	:
289 Other personal, cultural and recreational	:	:	:	:	:	:	:	:	:	:
291 Government services, n i e	:	3 053	2 364	2 344	2 425	1 733	1 814	1 865	2 514	2 762
<b>982 Services not allocated</b>	:	<b>8 051</b>	<b>9 819</b>	<b>11 916</b>	<b>14 657</b>	<b>13 574</b>	<b>15 966</b>	<b>17 320</b>	<b>23 897</b>	<b>22 838</b>
<b>300 INCOME</b>	:	<b>29 554</b>	<b>42 699</b>	<b>63 288</b>	<b>92 389</b>	<b>95 965</b>	<b>113 431</b>	<b>109 455</b>	<b>125 933</b>	<b>129 854</b>
310 Compensation of employees	:	:	:	:	:	:	:	:	:	:
320 Investment Income	:	29 554	42 699	63 288	92 389	95 965	113 431	109 455	125 933	129 854
<b>379 CURRENT TRANSFERS</b>	:	<b>426</b>	<b>549</b>	<b>928</b>	<b>930</b>	<b>801</b>	<b>979</b>	<b>1 080</b>	<b>1 147</b>	<b>1 245</b>
<b>993 CURRENT ACCOUNT</b>	:	:	:	:	:	:	:	:	:	:
<b>994 CAPITAL ACCOUNT</b>	:	:	:	:	:	:	:	:	:	:
<b>010 CURRENT + CAPITAL ACCOUNT</b>	:	<b>263 887</b>	<b>264 353</b>	<b>315 113</b>	<b>376 191</b>	<b>351 291</b>	<b>400 493</b>	<b>405 337</b>	<b>477 492</b>	<b>505 610</b>
<b>995 FINANCIAL ACCOUNT</b>	:	:	:	:	:	:	:	:	:	:
<b>998 NET ERRORS AND OMISSIONS</b>	:	:	:	:	:	:	:	:	:	:



22.1.

Reporter: Japan

Partner: World

	(Mio ECU)									
	1985	1986	1987	1988	1989	1990	1991	1992	1993	1994
	<b>Debit</b>									
<b>100 GOODS</b>	:	<b>114 578</b>	<b>111 176</b>	<b>139 328</b>	<b>174 869</b>	<b>170 339</b>	<b>164 235</b>	<b>152 919</b>	<b>179 144</b>	<b>200 276</b>
<b>200 SERVICES</b>	:	<b>39 646</b>	<b>45 753</b>	<b>58 531</b>	<b>73 556</b>	<b>70 020</b>	<b>74 510</b>	<b>75 619</b>	<b>87 333</b>	<b>93 825</b>
<b>205 Transportation</b>	:	<b>13 623</b>	<b>15 845</b>	<b>18 665</b>	<b>22 625</b>	<b>20 909</b>	<b>23 147</b>	<b>22 453</b>	<b>26 237</b>	<b>28 157</b>
206 Sea transport	:	4 014	5 955	6 174	6 347	5 654	6 260	5 783	6 606	6 308
207 Passenger transport on sea	:	:	:	:	:	:	:	86	89	80
208 Freight transport on sea	:	4 014	5 955	6 174	6 347	5 654	6 260	5 698	6 517	6 227
209 Support. auxiliary and other services	:	:	:	:	:	:	:	:	:	:
210 Air transport	:	2 353	3 097	4 074	5 934	5 698	6 039	10 078	10 654	9 695
211 Passenger transport by air	:	2 353	3 097	4 074	5 934	5 698	6 039	8 470	8 816	7 939
212 Freight transport by air	:	:	:	:	:	:	:	1 607	1 838	1 756
213 Supporting, auxiliary and other services	:	:	:	:	:	:	:	:	:	:
214 Other transportation	:	7 256	6 793	8 417	10 343	9 558	10 848	6 592	8 977	12 154
<b>236 Travel</b>	:	<b>7 345</b>	<b>9 330</b>	<b>15 799</b>	<b>20 414</b>	<b>19 582</b>	<b>19 354</b>	<b>20 674</b>	<b>22 938</b>	<b>25 821</b>
<b>981 Other services</b>	:	<b>5 293</b>	<b>5 528</b>	<b>6 934</b>	<b>8 218</b>	<b>7 973</b>	<b>8 367</b>	<b>8 874</b>	<b>9 907</b>	<b>10 996</b>
245 Communications services	:	:	:	:	:	:	:	:	:	:
249 Construction services	:	:	:	:	:	:	:	:	:	:
253 Insurance services	:	453	681	752	834	796	972	884	964	1 098
260 Financial services	:	:	:	:	:	:	:	:	:	:
262 Computer and information services	:	:	:	:	:	:	:	:	:	:
266 Royalties and licence fees	:	3 289	3 307	4 241	4 833	4 744	4 888	5 538	6 129	6 975
268 Other business services	:	:	:	:	:	:	:	:	:	:
269 Merchanting and other trade-related serv.	:	:	:	:	:	:	:	:	:	:
270 Merchanting	:	:	:	:	:	:	:	:	:	:
271 Other trade related services	:	:	:	:	:	:	:	:	:	:
272 Operational leasing	:	:	:	:	:	:	:	:	:	:
273 Misc. business, prof. and technical serv.	:	:	:	:	:	:	:	:	:	:
274 Legal, account., man., cons. and pub. rel.	:	:	:	:	:	:	:	:	:	:
278 Adv., market res. and polling	:	969	946	1 265	1 587	1 583	1 644	1 560	1 673	1 761
279 Research and development	:	:	:	:	:	:	:	:	:	:
280 Architect., engin. and other technical	:	:	:	:	:	:	:	:	:	:
281 Agric., mining and on-site processing	:	:	:	:	:	:	:	:	:	:
284 Other	:	:	:	:	:	:	:	:	:	:
285 Serv. between affiliated enterprises, nie	:	:	:	:	:	:	:	:	:	:
287 Personal, cultural and recreational services	:	122	211	233	466	387	310	346	447	400
288 Audio-visual and related services	:	:	:	:	:	:	:	:	:	:
289 Other personal, cultural and recreational	:	:	:	:	:	:	:	:	:	:
291 Government services, n i e	:	460	382	442	499	463	553	546	694	762
<b>982 Services not allocated</b>	:	<b>13 385</b>	<b>15 050</b>	<b>17 133</b>	<b>22 299</b>	<b>21 556</b>	<b>23 641</b>	<b>23 618</b>	<b>28 251</b>	<b>28 851</b>
<b>300 INCOME</b>	:	<b>19 928</b>	<b>28 245</b>	<b>45 502</b>	<b>71 111</b>	<b>77 738</b>	<b>91 865</b>	<b>81 554</b>	<b>90 571</b>	<b>95 387</b>
310 Compensation of employees	:	:	:	:	:	:	:	:	:	:
320 Investment Income	:	19 928	28 245	45 502	71 111	77 738	91 865	81 554	90 571	95 387
<b>379 CURRENT TRANSFERS</b>	:	<b>2 509</b>	<b>3 730</b>	<b>4 410</b>	<b>4 774</b>	<b>5 102</b>	<b>11 053</b>	<b>4 690</b>	<b>6 371</b>	<b>7 557</b>
<b>993 CURRENT ACCOUNT</b>	:	:	:	:	:	:	:	:	:	:
<b>994 CAPITAL ACCOUNT</b>	:	:	:	:	:	:	:	:	:	:
<b>010 CURRENT + CAPITAL ACCOUNT</b>	:	<b>176 662</b>	<b>188 905</b>	<b>247 772</b>	<b>324 311</b>	<b>323 200</b>	<b>341 662</b>	<b>314 782</b>	<b>363 420</b>	<b>397 045</b>
<b>995 FINANCIAL ACCOUNT</b>	:	:	:	:	:	:	:	:	:	:
<b>998 NET ERRORS AND OMISSIONS</b>	:	:	:	:	:	:	:	:	:	:

## 22.1.

Reporter: Japan

Partner: World

(Mio ECU)

	1985	1986	1987	1988	1989	1990	1991	1992	1993	1994
	<b>Net</b>									
100 GOODS	:	94 320	83 574	80 350	69 817	49 903	83 156	101 955	120 849	122 692
200 SERVICES	:	-14 637	-19 399	-27 311	-35 371	-35 739	-35 818	-35 691	-36 915	-42 283
205 Transportation	:	-2 367	-4 880	-5 914	-6 593	-7 023	-7 590	-7 156	-8 904	-9 968
206 Sea transport	:	2 793	581	798	1 821	1 470	1 713	916	-60	-490
207 Passenger transport on sea	:	:	:	:	:	:	:	-46	-47	-42
208 Freight transport on sea	:	2 793	581	798	1 821	1 470	1 713	962	-13	-448
209 Support. auxiliary and other services	:	:	:	:	:	:	:	:	:	:
210 Air transport	:	-1 677	-2 335	-3 111	-4 601	-4 705	-5 022	-5 519	-6 097	-5 610
211 Passenger transport by air	:	-1 677	-2 335	-3 111	-4 601	-4 705	-5 022	-7 192	-7 462	-6 700
212 Freight transport by air	:	:	:	:	:	:	:	1 673	1 365	1 090
213 Supporting, auxiliary and other services	:	:	:	:	:	:	:	:	:	:
214 Other transportation	:	-3 484	-3 127	-3 601	-3 813	-3 790	-4 281	-2 553	-2 747	-3 868
236 Travel	:	-5 859	-7 512	-13 352	-17 561	-16 771	-16 582	-17 910	-19 900	-22 898
981 Other services	:	-1 078	-1 775	-2 828	-3 574	-3 962	-3 971	-4 327	-3 757	-3 403
245 Communications services	:	:	:	:	:	:	:	:	:	:
249 Construction services	:	:	:	:	:	:	:	:	:	:
253 Insurance services	:	-210	-413	-375	-446	-464	-704	-554	-639	-631
260 Financial services	:	:	:	:	:	:	:	:	:	:
262 Computer and information services	:	:	:	:	:	:	:	:	:	:
266 Royalties and licence fees	:	-2 368	-2 186	-2 857	-3 003	-2 796	-2 575	-3 186	-2 818	-2 611
268 Other business services	:	:	:	:	:	:	:	:	:	:
269 Merchanting and other trade-related serv.	:	:	:	:	:	:	:	:	:	:
270 Merchanting	:	:	:	:	:	:	:	:	:	:
271 Other trade related services	:	:	:	:	:	:	:	:	:	:
272 Operational leasing	:	:	:	:	:	:	:	:	:	:
273 Misc. business, prof. and technical serv.	:	:	:	:	:	:	:	:	:	:
274 Legal, account., man., cons. and pub. rel.	:	:	:	:	:	:	:	:	:	:
278 Adv., market res. and polling	:	-969	-946	-1 265	-1 587	-1 583	-1 644	-1 560	-1 673	-1 761
279 Research and development	:	:	:	:	:	:	:	:	:	:
280 Architect., engin. and other technical	:	:	:	:	:	:	:	:	:	:
281 Agric., mining and on-site processing	:	:	:	:	:	:	:	:	:	:
284 Other	:	:	:	:	:	:	:	:	:	:
285 Serv. between affiliated enterprises, nie	:	:	:	:	:	:	:	:	:	:
287 Personal, cultural and recreational services	:	-122	-211	-233	-466	-387	-310	-346	-447	-400
288 Audio-visual and related services	:	:	:	:	:	:	:	:	:	:
289 Other personal, cultural and recreational	:	:	:	:	:	:	:	:	:	:
291 Government services, n i e	:	2 593	1 982	1 902	1 926	1 269	1 261	1 319	1 820	2 001
982 Services not allocated	:	-5 333	-5 232	-5 217	-7 642	-7 982	-7 675	-6 298	-4 354	-6 013
300 INCOME	:	9 625	14 454	17 786	21 278	18 228	21 566	27 901	35 362	34 468
310 Compensation of employees	:	:	:	:	:	:	:	:	:	:
320 Investment Income	:	9 625	14 454	17 786	21 278	18 228	21 566	27 901	35 362	34 468
379 CURRENT TRANSFERS	:	-2 083	-3 182	-3 483	-3 843	-4 301	-10 074	-3 610	-5 224	-6 312
993 CURRENT ACCOUNT	:	:	:	:	:	:	:	:	:	:
994 CAPITAL ACCOUNT	:	:	:	:	:	:	:	:	:	:
010 CURRENT + CAPITAL ACCOUNT	:	87 226	75 448	67 342	51 881	28 091	58 831	90 555	114 072	108 565
995 FINANCIAL ACCOUNT	:	:	:	:	:	:	:	-21 924	-66 897	-68 967
998 NET ERRORS AND OMISSIONS	:	:	:	:	:	:	:	-68 631	-47 175	-39 598

22.1.

Reporter: Japan

Partner: World

	<i>(in %)</i>									
	1985	1986	1987	1988	1989	1990	1991	1992	1993	1994
	<b>Cover ratio</b>									
<b>100 GOODS</b>	:	<b>182</b>	<b>175</b>	<b>158</b>	<b>140</b>	<b>129</b>	<b>151</b>	<b>167</b>	<b>167</b>	<b>161</b>
<b>200 SERVICES</b>	:	<b>63</b>	<b>58</b>	<b>53</b>	<b>52</b>	<b>49</b>	<b>52</b>	<b>53</b>	<b>58</b>	<b>55</b>
<b>205 Transportation</b>	:	<b>83</b>	<b>69</b>	<b>68</b>	<b>71</b>	<b>66</b>	<b>67</b>	<b>68</b>	<b>66</b>	<b>65</b>
206 Sea transport	:	170	110	113	129	126	127	116	99	92
207 Passenger transport on sea	:	:	:	:	:	:	:	46	47	48
208 Freight transport on sea	:	170	110	113	129	126	127	117	100	93
209 Support. auxiliary and other services	:	:	:	:	:	:	:	:	:	:
210 Air transport	:	29	25	24	22	17	17	45	43	42
211 Passenger transport by air	:	29	25	24	22	17	17	15	15	16
212 Freight transport by air	:	:	:	:	:	:	:	204	174	162
213 Supporting, auxiliary and other services	:	:	:	:	:	:	:	:	:	:
214 Other transportation	:	52	54	57	63	60	61	61	69	68
<b>236 Travel</b>	:	<b>20</b>	<b>19</b>	<b>15</b>	<b>14</b>	<b>14</b>	<b>14</b>	<b>13</b>	<b>13</b>	<b>11</b>
<b>981 Other services</b>	:	<b>80</b>	<b>68</b>	<b>59</b>	<b>57</b>	<b>50</b>	<b>53</b>	<b>51</b>	<b>62</b>	<b>69</b>
245 Communications services	:	:	:	:	:	:	:	:	:	:
249 Construction services	:	:	:	:	:	:	:	:	:	:
253 Insurance services	:	54	39	50	47	42	28	37	34	42
260 Financial services	:	:	:	:	:	:	:	:	:	:
262 Computer and information services	:	:	:	:	:	:	:	:	:	:
266 Royalties and licence fees	:	28	34	33	38	41	47	42	54	63
268 Other business services	:	:	:	:	:	:	:	:	:	:
269 Merchenting and other trade-related serv.	:	:	:	:	:	:	:	:	:	:
270 Merchenting	:	:	:	:	:	:	:	:	:	:
271 Other trade related services	:	:	:	:	:	:	:	:	:	:
272 Operational leasing	:	:	:	:	:	:	:	:	:	:
273 Misc. business, prof. and technical serv.	:	:	:	:	:	:	:	:	:	:
274 Legal, account., man., cons. and pub. rel.	:	:	:	:	:	:	:	:	:	:
278 Adv., market res. and polling	:	0	0	0	0	0	0	0	0	0
279 Research and development	:	:	:	:	:	:	:	:	:	:
280 Architect., engin. and other technical	:	:	:	:	:	:	:	:	:	:
281 Agric., mining and on-site processing	:	:	:	:	:	:	:	:	:	:
284 Other	:	:	:	:	:	:	:	:	:	:
285 Serv. between affiliated enterprises, nie	:	:	:	:	:	:	:	:	:	:
287 Personal, cultural and recreational services	:	0	0	0	0	0	0	0	0	0
288 Audio-visual and related services	:	:	:	:	:	:	:	:	:	:
289 Other personal, cultural and recreational	:	:	:	:	:	:	:	:	:	:
291 Government services, n i e	:	664	619	530	486	374	328	342	362	363
<b>982 Services not allocated</b>	:	<b>60</b>	<b>65</b>	<b>70</b>	<b>66</b>	<b>63</b>	<b>68</b>	<b>73</b>	<b>85</b>	<b>79</b>
<b>300 INCOME</b>	:	<b>148</b>	<b>151</b>	<b>139</b>	<b>130</b>	<b>123</b>	<b>123</b>	<b>134</b>	<b>139</b>	<b>136</b>
310 Compensation of employees	:	:	:	:	:	:	:	:	:	:
320 Investment Income	:	148	151	139	130	123	123	134	139	136
<b>379 CURRENT TRANSFERS</b>	:	<b>17</b>	<b>15</b>	<b>21</b>	<b>19</b>	<b>16</b>	<b>9</b>	<b>23</b>	<b>18</b>	<b>16</b>
<b>993 CURRENT ACCOUNT</b>	:	:	:	:	:	:	:	:	:	:
<b>994 CAPITAL ACCOUNT</b>	:	:	:	:	:	:	:	:	:	:
<b>010 CURRENT + CAPITAL ACCOUNT</b>	:	<b>149</b>	<b>140</b>	<b>127</b>	<b>116</b>	<b>109</b>	<b>117</b>	<b>129</b>	<b>131</b>	<b>127</b>
<b>995 FINANCIAL ACCOUNT</b>	.	.	.	.	.	.	.	.	.	.
<b>998 NET ERRORS AND OMISSIONS</b>	.	.	.	.	.	.	.	.	.	.

## 22.2.

Reporter: Japan

Partner: Intra EUR12

(Mio ECU)

	1985	1986	1987	1988	1989	1990	1991	1992	1993	1994
	<b>Credit</b>									
100 GOODS	:	30 668	32 023	39 003	42 443	41 491	46 858	47 061	46 738	47 528
200 SERVICES	:	3 716	4 283	5 516	6 488	6 200	6 741	6 880	8 125	8 185
205 Transportation	:	2 089	2 192	2 492	2 876	2 926	3 071	2 896	2 978	2 789
206 Sea transport	:	:	:	:	:	:	:	1 268	1 125	892
207 Passenger transport on sea	:	:	:	:	:	:	:	7	7	6
208 Freight transport on sea	:	:	:	:	:	:	:	1 261	1 117	886
209 Support. auxiliary and other services	:	:	:	:	:	:	:	:	:	:
210 Air transport	:	:	:	:	:	:	:	863	783	627
211 Passenger transport by air	:	:	:	:	:	:	:	242	233	190
212 Freight transport by air	:	:	:	:	:	:	:	621	550	436
213 Supporting, auxiliary and other services	:	:	:	:	:	:	:	:	:	:
214 Other transportation	:	:	:	:	:	:	:	765	1 070	1 271
236 Travel	:	152	152	326	385	401	353	367	405	418
981 Other services	:	:	:	:	:	:	:	108	105	142
245 Communications services	:	:	:	:	:	:	:	:	:	:
249 Construction services	:	:	:	:	:	:	:	:	:	:
253 Insurance services	:	:	:	:	:	:	:	62	56	72
260 Financial services	:	:	:	:	:	:	:	:	:	:
262 Computer and information services	:	:	:	:	:	:	:	:	:	:
266 Royalties and licence fees	:	:	:	:	:	:	:	:	:	:
268 Other business services	:	:	:	:	:	:	:	:	:	:
269 Merchanting and other trade-related serv.	:	:	:	:	:	:	:	:	:	:
270 Merchanting	:	:	:	:	:	:	:	:	:	:
271 Other trade related services	:	:	:	:	:	:	:	:	:	:
272 Operational leasing	:	:	:	:	:	:	:	:	:	:
273 Misc. business, prof. and technical serv.	:	:	:	:	:	:	:	:	:	:
274 Legal, account., man., cons. and pub. rel.	:	:	:	:	:	:	:	:	:	:
278 Adv., market res. and polling	:	:	:	:	:	:	:	:	:	:
279 Research and development	:	:	:	:	:	:	:	:	:	:
280 Architect., engin. and other technical	:	:	:	:	:	:	:	:	:	:
281 Agric., mining and on-site processing	:	:	:	:	:	:	:	:	:	:
284 Other	:	:	:	:	:	:	:	:	:	:
285 Serv. between affiliated enterprises, nie	:	:	:	:	:	:	:	:	:	:
287 Personal, cultural and recreational services	:	:	:	:	:	:	:	:	:	:
288 Audio-visual and related services	:	:	:	:	:	:	:	:	:	:
289 Other personal, cultural and recreational	:	:	:	:	:	:	:	:	:	:
291 Government services, n i e	:	12	10	30	69	47	32	46	49	71
982 Services not allocated	:	:	:	:	:	:	:	3 509	4 637	4 836
300 INCOME	:	7 566	11 584	16 882	25 170	28 029	35 983	39 126	49 236	48 342
310 Compensation of employees	:	:	:	:	:	:	:	:	:	:
320 Investment Income	:	7 566	11 584	16 882	25 170	28 029	35 983	39 126	49 236	48 342
379 CURRENT TRANSFERS	:	79	81	167	190	88	136	144	134	187
993 CURRENT ACCOUNT	:	:	:	:	:	:	:	:	:	:
994 CAPITAL ACCOUNT	:	:	:	:	:	:	:	:	:	:
010 CURRENT + CAPITAL ACCOUNT	:	42 029	47 971	61 568	74 291	75 808	89 719	93 211	104 233	104 242
995 FINANCIAL ACCOUNT	:	:	:	:	:	:	:	:	:	:
998 NET ERRORS AND OMISSIONS	:	:	:	:	:	:	:	:	:	:

22.2.

Reporter: Japan

Partner: Intra EUR12

		(Mio ECU)									
		1985	1986	1987	1988	1989	1990	1991	1992	1993	1994
		<b>Debit</b>									
<b>100</b>	<b>GOODS</b>	:	12 356	13 522	18 196	25 378	28 651	19 927	16 697	22 028	26 132
<b>200</b>	<b>SERVICES</b>	:	7 318	9 193	11 072	14 024	12 821	13 947	14 586	16 909	18 035
<b>205</b>	<b>Transportation</b>	:	1 870	2 549	3 073	3 638	3 159	3 437	3 443	4 157	4 045
206	Sea transport	:	:	:	:	:	:	:	887	1 047	906
207	Passenger transport on sea	:	:	:	:	:	:	:	13	14	12
208	Freight transport on sea	:	:	:	:	:	:	:	874	1 033	895
209	Support. auxiliary and other services	:	:	:	:	:	:	:	:	:	:
210	Air transport	:	:	:	:	:	:	:	1 545	1 688	1 393
211	Passenger transport by air	:	:	:	:	:	:	:	1 299	1 397	1 140
212	Freight transport by air	:	:	:	:	:	:	:	246	291	252
213	Supporting, auxiliary and other services	:	:	:	:	:	:	:	:	:	:
214	Other transportation	:	:	:	:	:	:	:	1 011	1 422	1 746
<b>236</b>	<b>Travel</b>	:	1 354	1 679	2 157	2 822	2 717	3 082	3 531	3 309	4 451
<b>981</b>	<b>Other services</b>	:	:	:	:	:	:	:	225	293	297
245	Communications services	:	:	:	:	:	:	:	:	:	:
249	Construction services	:	:	:	:	:	:	:	:	:	:
253	Insurance services	:	:	:	:	:	:	:	136	153	158
260	Financial services	:	:	:	:	:	:	:	:	:	:
262	Computer and information services	:	:	:	:	:	:	:	:	:	:
266	Royalties and licence fees	:	:	:	:	:	:	:	:	:	:
268	Other business services	:	:	:	:	:	:	:	:	:	:
269	Merchanting and other trade-related serv.	:	:	:	:	:	:	:	:	:	:
270	Merchanting	:	:	:	:	:	:	:	:	:	:
271	Other trade related services	:	:	:	:	:	:	:	:	:	:
272	Operational leasing	:	:	:	:	:	:	:	:	:	:
273	Misc. business, prof. and technical serv.	:	:	:	:	:	:	:	:	:	:
274	Legal, account., man., cons. and pub. rel.	:	:	:	:	:	:	:	:	:	:
278	Adv., market res. and polling	:	:	:	:	:	:	:	:	:	:
279	Research and development	:	:	:	:	:	:	:	:	:	:
280	Architect., engin. and other technical	:	:	:	:	:	:	:	:	:	:
281	Agric., mining and on-site processing	:	:	:	:	:	:	:	:	:	:
284	Other	:	:	:	:	:	:	:	:	:	:
285	Serv. between affiliated enterprises, nie	:	:	:	:	:	:	:	:	:	:
287	Personal, cultural and recreational services	:	:	:	:	:	:	:	:	:	:
288	Audio-visual and related services	:	:	:	:	:	:	:	:	:	:
289	Other personal, cultural and recreational	:	:	:	:	:	:	:	:	:	:
291	Government services, n i e	:	60	55	101	93	71	91	89	140	140
<b>982</b>	<b>Services not allocated</b>	:	:	:	:	:	:	:	7 387	9 150	9 242
<b>300</b>	<b>INCOME</b>	:	7 183	9 711	15 408	25 698	29 315	35 250	32 861	39 960	41 709
310	Compensation of employees	:	:	:	:	:	:	:	:	:	:
320	Investment Income	:	7 183	9 711	15 408	25 698	29 315	35 250	32 861	39 960	41 709
<b>379</b>	<b>CURRENT TRANSFERS</b>	:	107	189	184	228	188	240	238	250	367
<b>993</b>	<b>CURRENT ACCOUNT</b>	:	:	:	:	:	:	:	:	:	:
<b>994</b>	<b>CAPITAL ACCOUNT</b>	:	:	:	:	:	:	:	:	:	:
<b>010</b>	<b>CURRENT + CAPITAL ACCOUNT</b>	:	26 963	32 613	44 861	65 327	70 975	69 365	64 382	79 147	86 244
<b>995</b>	<b>FINANCIAL ACCOUNT</b>	:	:	:	:	:	:	:	:	:	:
<b>998</b>	<b>NET ERRORS AND OMISSIONS</b>	:	:	:	:	:	:	:	:	:	:

**22.2.**
**Reporter: Japan**
**Partner: Intra EUR12**

(Mio ECU)

	1985	1986	1987	1988	1989	1990	1991	1992	1993	1994
	<b>Net</b>									
<b>100 GOODS</b>	:	<b>18 313</b>	<b>18 502</b>	<b>20 807</b>	<b>17 065</b>	<b>12 840</b>	<b>26 930</b>	<b>30 364</b>	<b>24 710</b>	<b>21 395</b>
<b>200 SERVICES</b>	:	<b>-3 602</b>	<b>-4 910</b>	<b>-5 557</b>	<b>-7 536</b>	<b>-6 621</b>	<b>-7 206</b>	<b>-7 706</b>	<b>-8 784</b>	<b>-9 850</b>
<b>205 Transportation</b>	:	<b>219</b>	<b>-357</b>	<b>-581</b>	<b>-762</b>	<b>-232</b>	<b>-366</b>	<b>-547</b>	<b>-1 179</b>	<b>-1 256</b>
206 Sea transport	:	:	:	:	:	:	:	381	78	-14
207 Passenger transport on sea	:	:	:	:	:	:	:	-6	-7	-6
208 Freight transport on sea	:	:	:	:	:	:	:	387	85	-8
209 Support. auxiliary and other services	:	:	:	:	:	:	:	:	:	:
210 Air transport	:	:	:	:	:	:	:	-682	-905	-766
211 Passenger transport by air	:	:	:	:	:	:	:	-1 057	-1 164	-950
212 Freight transport by air	:	:	:	:	:	:	:	375	259	184
213 Supporting, auxiliary and other services	:	:	:	:	:	:	:	:	:	:
214 Other transportation	:	:	:	:	:	:	:	-246	-352	-475
<b>236 Travel</b>	:	<b>-1 202</b>	<b>-1 527</b>	<b>-1 832</b>	<b>-2 437</b>	<b>-2 316</b>	<b>-2 729</b>	<b>-3 164</b>	<b>-2 904</b>	<b>-4 034</b>
<b>981 Other services</b>	:	:	:	:	:	:	:	<b>-116</b>	<b>-188</b>	<b>-155</b>
245 Communications services	:	:	:	:	:	:	:	:	:	:
249 Construction services	:	:	:	:	:	:	:	:	:	:
253 Insurance services	:	:	:	:	:	:	:	-73	-97	-86
260 Financial services	:	:	:	:	:	:	:	:	:	:
262 Computer and information services	:	:	:	:	:	:	:	:	:	:
266 Royalties and licence fees	:	:	:	:	:	:	:	:	:	:
268 Other business services	:	:	:	:	:	:	:	:	:	:
269 Merchanting and other trade-related serv.	:	:	:	:	:	:	:	:	:	:
270 Merchanting	:	:	:	:	:	:	:	:	:	:
271 Other trade related services	:	:	:	:	:	:	:	:	:	:
272 Operational leasing	:	:	:	:	:	:	:	:	:	:
273 Misc. business, prof. and technical serv.	:	:	:	:	:	:	:	:	:	:
274 Legal, account., man., cons. and pub. rel.	:	:	:	:	:	:	:	:	:	:
278 Adv., market res. and polling	:	:	:	:	:	:	:	:	:	:
279 Research and development	:	:	:	:	:	:	:	:	:	:
280 Architect., engin. and other technical	:	:	:	:	:	:	:	:	:	:
281 Agric., mining and on-site processing	:	:	:	:	:	:	:	:	:	:
284 Other	:	:	:	:	:	:	:	:	:	:
285 Serv. between affiliated enterprises, nie	:	:	:	:	:	:	:	:	:	:
287 Personal, cultural and recreational services	:	:	:	:	:	:	:	:	:	:
288 Audio-visual and related services	:	:	:	:	:	:	:	:	:	:
289 Other personal, cultural and recreational	:	:	:	:	:	:	:	:	:	:
291 Government services, n i e	:	-48	-46	-72	-24	-24	-59	-43	-91	-69
<b>982 Services not allocated</b>	:	:	:	:	:	:	:	<b>-3 879</b>	<b>-4 513</b>	<b>-4 406</b>
<b>300 INCOME</b>	:	<b>383</b>	<b>1 874</b>	<b>1 474</b>	<b>-527</b>	<b>-1 285</b>	<b>734</b>	<b>6 265</b>	<b>9 276</b>	<b>6 633</b>
310 Compensation of employees	:	:	:	:	:	:	:	:	:	:
320 Investment Income	:	383	1 874	1 474	-527	-1 285	734	6 265	9 276	6 633
<b>379 CURRENT TRANSFERS</b>	:	<b>-27</b>	<b>-107</b>	<b>-17</b>	<b>-38</b>	<b>-101</b>	<b>-104</b>	<b>-94</b>	<b>-116</b>	<b>-180</b>
<b>993 CURRENT ACCOUNT</b>	:	:	:	:	:	:	:	:	:	:
<b>994 CAPITAL ACCOUNT</b>	:	:	:	:	:	:	:	:	:	:
<b>010 CURRENT + CAPITAL ACCOUNT</b>	:	<b>15 067</b>	<b>15 358</b>	<b>16 707</b>	<b>8 963</b>	<b>4 834</b>	<b>20 354</b>	<b>28 829</b>	<b>25 086</b>	<b>17 998</b>
<b>995 FINANCIAL ACCOUNT</b>	:	:	:	:	:	:	:	:	:	:
<b>998 NET ERRORS AND OMISSIONS</b>	:	:	:	:	:	:	:	:	:	:

22.2.

Reporter: Japan

Partner: Intra EUR12

	<i>(in %)</i>									
	1985	1986	1987	1988	1989	1990	1991	1992	1993	1994
	<b>Cover ratio</b>									
<b>100 GOODS</b>	:	248	237	214	167	145	235	282	212	182
<b>200 SERVICES</b>	:	51	47	50	46	48	48	47	48	45
<b>205 Transportation</b>	:	112	86	81	79	93	89	84	72	69
206 Sea transport	:	:	:	:	:	:	:	143	107	98
207 Passenger transport on sea	:	:	:	:	:	:	:	57	51	51
208 Freight transport on sea	:	:	:	:	:	:	:	144	108	99
209 Support. auxiliary and other services	:	:	:	:	:	:	:	:	:	:
210 Air transport	:	:	:	:	:	:	:	56	46	45
211 Passenger transport by air	:	:	:	:	:	:	:	19	17	17
212 Freight transport by air	:	:	:	:	:	:	:	252	189	173
213 Supporting, auxiliary and other services	:	:	:	:	:	:	:	:	:	:
214 Other transportation	:	:	:	:	:	:	:	76	75	73
<b>236 Travel</b>	:	11	9	15	14	15	11	10	12	9
<b>981 Other services</b>	:	:	:	:	:	:	:	48	36	48
245 Communications services	:	:	:	:	:	:	:	:	:	:
249 Construction services	:	:	:	:	:	:	:	:	:	:
253 Insurance services	:	:	:	:	:	:	:	46	37	45
260 Financial services	:	:	:	:	:	:	:	:	:	:
262 Computer and information services	:	:	:	:	:	:	:	:	:	:
266 Royalties and licence fees	:	:	:	:	:	:	:	:	:	:
268 Other business services	:	:	:	:	:	:	:	:	:	:
269 Merchating and other trade-related serv.	:	:	:	:	:	:	:	:	:	:
270 Merchating	:	:	:	:	:	:	:	:	:	:
271 Other trade related services	:	:	:	:	:	:	:	:	:	:
272 Operational leasing	:	:	:	:	:	:	:	:	:	:
273 Misc. business, prof. and technical serv.	:	:	:	:	:	:	:	:	:	:
274 Legal, account., man., cons. and pub. rel.	:	:	:	:	:	:	:	:	:	:
278 Adv., market res. and polling	:	:	:	:	:	:	:	:	:	:
279 Research and development	:	:	:	:	:	:	:	:	:	:
280 Architect., engin. and other technical	:	:	:	:	:	:	:	:	:	:
281 Agric., mining and on-site processing	:	:	:	:	:	:	:	:	:	:
284 Other	:	:	:	:	:	:	:	:	:	:
285 Serv. between affiliated enterprises, nie	:	:	:	:	:	:	:	:	:	:
287 Personal, cultural and recreational services	:	:	:	:	:	:	:	:	:	:
288 Audio-visual and related services	:	:	:	:	:	:	:	:	:	:
289 Other personal, cultural and recreational	:	:	:	:	:	:	:	:	:	:
291 Government services, n i e	:	20	18	30	74	66	35	52	35	51
<b>982 Services not allocated</b>	:	:	:	:	:	:	:	47	51	52
<b>300 INCOME</b>	:	105	119	110	98	96	102	119	123	116
310 Compensation of employees	:	:	:	:	:	:	:	:	:	:
320 Investment Income	:	105	119	110	98	96	102	119	123	116
<b>379 CURRENT TRANSFERS</b>	:	74	43	91	83	47	57	61	54	51
<b>993 CURRENT ACCOUNT</b>	:	:	:	:	:	:	:	:	:	:
<b>994 CAPITAL ACCOUNT</b>	:	:	:	:	:	:	:	:	:	:
<b>010 CURRENT + CAPITAL ACCOUNT</b>	:	156	147	137	114	107	129	145	132	121
<b>995 FINANCIAL ACCOUNT</b>	.	.	.	.	.	.	.	.	.	.
<b>998 NET ERRORS AND OMISSIONS</b>	.	.	.	.	.	.	.	.	.	.

## 22.3.

Reporter: Japan

Partner: Extra EUR12

(Mio ECU)

	1985	1986	1987	1988	1989	1990	1991	1992	1993	1994
	<b>Credit</b>									
100 GOODS	:	178 229	162 728	180 675	202 243	178 751	200 533	207 813	253 255	275 440
200 SERVICES	:	21 294	22 073	25 705	31 697	28 081	31 950	33 048	42 293	43 358
205 Transportation	:	9 166	8 772	10 259	13 156	10 960	12 487	12 401	14 355	15 400
206 Sea transport	:	:	:	:	:	:	:	5 431	5 421	4 925
207 Passenger transport on sea	:	:	:	:	:	:	:	32	35	32
208 Freight transport on sea	:	:	:	:	:	:	:	5 399	5 386	4 893
209 Support. auxiliary and other services	:	:	:	:	:	:	:	:	:	:
210 Air transport	:	:	:	:	:	:	:	3 696	3 774	3 459
211 Passenger transport by air	:	:	:	:	:	:	:	1 036	1 121	1 049
212 Freight transport by air	:	:	:	:	:	:	:	2 659	2 653	2 410
213 Supporting, auxiliary and other services	:	:	:	:	:	:	:	:	:	:
214 Other transportation	:	:	:	:	:	:	:	3 274	5 160	7 015
236 Travel	:	1 334	1 667	2 121	2 468	2 409	2 419	2 397	2 633	2 505
981 Other services	:	:	:	:	:	:	:	4 439	6 045	7 451
245 Communications services	:	:	:	:	:	:	:	:	:	:
249 Construction services	:	:	:	:	:	:	:	:	:	:
253 Insurance services	:	:	:	:	:	:	:	268	269	395
260 Financial services	:	:	:	:	:	:	:	:	:	:
262 Computer and information services	:	:	:	:	:	:	:	:	:	:
266 Royalties and licence fees	:	:	:	:	:	:	:	2 352	3 311	4 364
268 Other business services	:	:	:	:	:	:	:	:	:	:
269 Merchanting and other trade-related serv.	:	:	:	:	:	:	:	:	:	:
270 Merchanting	:	:	:	:	:	:	:	:	:	:
271 Other trade related services	:	:	:	:	:	:	:	:	:	:
272 Operational leasing	:	:	:	:	:	:	:	:	:	:
273 Misc. business, prof. and technical serv.	:	:	:	:	:	:	:	:	:	:
274 Legal, account., man., cons. and pub. rel.	:	:	:	:	:	:	:	:	:	:
278 Adv., market res. and polling	:	:	:	:	:	:	:	0	0	0
279 Research and development	:	:	:	:	:	:	:	:	:	:
280 Architect., engin. and other technical	:	:	:	:	:	:	:	:	:	:
281 Agric., mining and on-site processing	:	:	:	:	:	:	:	:	:	:
284 Other	:	:	:	:	:	:	:	:	:	:
285 Serv. between affiliated enterprises, nie	:	:	:	:	:	:	:	:	:	:
287 Personal, cultural and recreational services	:	:	:	:	:	:	:	0	0	0
288 Audio-visual and related services	:	:	:	:	:	:	:	:	:	:
289 Other personal, cultural and recreational	:	:	:	:	:	:	:	:	:	:
291 Government services, n i e	:	3 041	2 355	2 315	2 356	1 685	1 782	1 819	2 465	2 692
982 Services not allocated	:	:	:	:	:	:	:	13 811	19 260	18 002
300 INCOME	:	21 988	31 115	46 406	67 219	67 937	77 448	70 329	76 697	81 512
310 Compensation of employees	:	:	:	:	:	:	:	:	:	:
320 Investment Income	:	21 988	31 115	46 406	67 219	67 937	77 448	70 329	76 697	81 512
379 CURRENT TRANSFERS	:	346	467	760	741	713	843	936	1 013	1 058
993 CURRENT ACCOUNT	:	:	:	:	:	:	:	:	:	:
994 CAPITAL ACCOUNT	:	:	:	:	:	:	:	:	:	:
010 CURRENT + CAPITAL ACCOUNT	:	221 858	216 382	253 546	301 901	275 483	310 774	312 126	373 259	401 368
995 FINANCIAL ACCOUNT	:	:	:	:	:	:	:	:	:	:
998 NET ERRORS AND OMISSIONS	:	:	:	:	:	:	:	:	:	:



22.3.

Reporter: Japan

Partner: Extra EUR12

		(Mio ECU)									
		1985	1986	1987	1988	1989	1990	1991	1992	1993	1994
		<b>Debit</b>									
<b>100</b>	<b>GOODS</b>	:	<b>102 222</b>	<b>97 654</b>	<b>121 133</b>	<b>149 491</b>	<b>141 689</b>	<b>144 307</b>	<b>136 222</b>	<b>157 116</b>	<b>174 144</b>
<b>200</b>	<b>SERVICES</b>	:	<b>32 328</b>	<b>36 561</b>	<b>47 459</b>	<b>59 533</b>	<b>57 199</b>	<b>60 562</b>	<b>61 033</b>	<b>70 424</b>	<b>75 790</b>
<b>205</b>	<b>Transportation</b>	:	<b>11 753</b>	<b>13 296</b>	<b>15 592</b>	<b>18 987</b>	<b>17 751</b>	<b>19 710</b>	<b>19 010</b>	<b>22 080</b>	<b>24 112</b>
206	Sea transport	:	:	:	:	:	:	:	4 897	5 559	5 402
207	Passenger transport on sea	:	:	:	:	:	:	:	72	75	69
208	Freight transport on sea	:	:	:	:	:	:	:	4 824	5 484	5 333
209	Support. auxiliary and other services	:	:	:	:	:	:	:	:	:	:
210	Air transport	:	:	:	:	:	:	:	8 532	8 966	8 303
211	Passenger transport by air	:	:	:	:	:	:	:	7 172	7 419	6 799
212	Freight transport by air	:	:	:	:	:	:	:	1 361	1 547	1 504
213	Supporting, auxiliary and other services	:	:	:	:	:	:	:	:	:	:
214	Other transportation	:	:	:	:	:	:	:	5 581	7 555	10 408
<b>236</b>	<b>Travel</b>	:	<b>5 991</b>	<b>7 651</b>	<b>13 642</b>	<b>17 592</b>	<b>16 864</b>	<b>16 272</b>	<b>17 143</b>	<b>19 629</b>	<b>21 370</b>
<b>981</b>	<b>Other services</b>	:	:	:	:	:	:	:	<b>8 649</b>	<b>9 614</b>	<b>10 699</b>
245	Communications services	:	:	:	:	:	:	:	:	:	:
249	Construction services	:	:	:	:	:	:	:	:	:	:
253	Insurance services	:	:	:	:	:	:	:	748	811	940
260	Financial services	:	:	:	:	:	:	:	:	:	:
262	Computer and information services	:	:	:	:	:	:	:	:	:	:
266	Royalties and licence fees	:	:	:	:	:	:	:	5 538	6 129	6 975
268	Other business services	:	:	:	:	:	:	:	:	:	:
269	Merchanting and other trade-related serv.	:	:	:	:	:	:	:	:	:	:
270	Merchanting	:	:	:	:	:	:	:	:	:	:
271	Other trade related services	:	:	:	:	:	:	:	:	:	:
272	Operational leasing	:	:	:	:	:	:	:	:	:	:
273	Misc. business, prof. and technical serv.	:	:	:	:	:	:	:	:	:	:
274	Legal, account., man., cons. and pub. rel.	:	:	:	:	:	:	:	:	:	:
278	Adv., market res. and polling	:	:	:	:	:	:	:	1 560	1 673	1 761
279	Research and development	:	:	:	:	:	:	:	:	:	:
280	Architect., engin. and other technical	:	:	:	:	:	:	:	:	:	:
281	Agric., mining and on-site processing	:	:	:	:	:	:	:	:	:	:
284	Other	:	:	:	:	:	:	:	:	:	:
285	Serv. between affiliated enterprises, nie	:	:	:	:	:	:	:	:	:	:
287	Personal, cultural and recreational services	:	:	:	:	:	:	:	346	447	400
288	Audio-visual and related services	:	:	:	:	:	:	:	:	:	:
289	Other personal, cultural and recreational	:	:	:	:	:	:	:	:	:	:
291	Government services, n i e	:	400	327	341	407	392	462	457	554	622
<b>982</b>	<b>Services not allocated</b>	:	:	:	:	:	:	:	<b>16 231</b>	<b>19 101</b>	<b>19 610</b>
<b>300</b>	<b>INCOME</b>	:	<b>12 746</b>	<b>18 534</b>	<b>30 094</b>	<b>45 413</b>	<b>48 424</b>	<b>56 615</b>	<b>48 693</b>	<b>50 611</b>	<b>53 677</b>
310	Compensation of employees	:	:	:	:	:	:	:	:	:	:
320	Investment Income	:	12 746	18 534	30 094	45 413	48 424	56 615	48 693	50 611	53 677
<b>379</b>	<b>CURRENT TRANSFERS</b>	:	<b>2 402</b>	<b>3 541</b>	<b>4 226</b>	<b>4 546</b>	<b>4 914</b>	<b>10 812</b>	<b>4 452</b>	<b>6 121</b>	<b>7 189</b>
<b>993</b>	<b>CURRENT ACCOUNT</b>	:	:	:	:	:	:	:	:	:	:
<b>994</b>	<b>CAPITAL ACCOUNT</b>	:	:	:	:	:	:	:	:	:	:
<b>010</b>	<b>CURRENT + CAPITAL ACCOUNT</b>	:	<b>149 699</b>	<b>156 291</b>	<b>202 911</b>	<b>258 982</b>	<b>252 225</b>	<b>272 297</b>	<b>250 400</b>	<b>284 272</b>	<b>310 801</b>
<b>995</b>	<b>FINANCIAL ACCOUNT</b>	:	:	:	:	:	:	:	:	:	:
<b>998</b>	<b>NET ERRORS AND OMISSIONS</b>	:	:	:	:	:	:	:	:	:	:

**22.3.**
**Reporter: Japan**
**Partner: Extra EUR12**

(Mio ECU)

	1985	1986	1987	1988	1989	1990	1991	1992	1993	1994
	<b>Net</b>									
<b>100 GOODS</b>	:	76 007	65 072	59 543	52 752	37 063	56 226	71 591	96 139	101 296
<b>200 SERVICES</b>	:	-11 034	-14 488	-21 754	-27 835	-29 117	-28 612	-27 985	-28 131	-32 432
<b>205 Transportation</b>	:	-2 587	-4 523	-5 333	-5 831	-6 791	-7 223	-6 609	-7 725	-8 712
206 Sea transport	:	:	:	:	:	:	:	534	-138	-476
207 Passenger transport on sea	:	:	:	:	:	:	:	-40	-40	-36
208 Freight transport on sea	:	:	:	:	:	:	:	575	-98	-440
209 Support. auxiliary and other services	:	:	:	:	:	:	:	:	:	:
210 Air transport	:	:	:	:	:	:	:	-4 837	-5 192	-4 843
211 Passenger transport by air	:	:	:	:	:	:	:	-6 135	-6 298	-5 749
212 Freight transport by air	:	:	:	:	:	:	:	1 299	1 106	906
213 Supporting, auxiliary and other services	:	:	:	:	:	:	:	:	:	:
214 Other transportation	:	:	:	:	:	:	:	-2 307	-2 395	-3 393
<b>236 Travel</b>	:	-4 657	-5 985	-11 521	-15 124	-14 454	-13 853	-14 746	-16 996	-18 865
<b>981 Other services</b>	:	:	:	:	:	:	:	-4 211	-3 569	-3 248
245 Communications services	:	:	:	:	:	:	:	:	:	:
249 Construction services	:	:	:	:	:	:	:	:	:	:
253 Insurance services	:	:	:	:	:	:	:	-481	-542	-545
260 Financial services	:	:	:	:	:	:	:	:	:	:
262 Computer and information services	:	:	:	:	:	:	:	:	:	:
266 Royalties and licence fees	:	:	:	:	:	:	:	-3 186	-2 818	-2 611
268 Other business services	:	:	:	:	:	:	:	:	:	:
269 Merchating and other trade-related serv.	:	:	:	:	:	:	:	:	:	:
270 Merchating	:	:	:	:	:	:	:	:	:	:
271 Other trade related services	:	:	:	:	:	:	:	:	:	:
272 Operational leasing	:	:	:	:	:	:	:	:	:	:
273 Misc. business, prof. and technical serv.	:	:	:	:	:	:	:	:	:	:
274 Legal, account., man., cons. and pub. rel.	:	:	:	:	:	:	:	:	:	:
278 Adv., market res. and polling	:	:	:	:	:	:	:	-1 560	-1 673	-1 761
279 Research and development	:	:	:	:	:	:	:	:	:	:
280 Architect., engin. and other technical	:	:	:	:	:	:	:	:	:	:
281 Agric., mining and on-site processing	:	:	:	:	:	:	:	:	:	:
284 Other	:	:	:	:	:	:	:	:	:	:
285 Serv. between affiliated enterprises, nie	:	:	:	:	:	:	:	:	:	:
287 Personal, cultural and recreational services	:	:	:	:	:	:	:	-346	-447	-400
288 Audio-visual and related services	:	:	:	:	:	:	:	:	:	:
289 Other personal, cultural and recreational	:	:	:	:	:	:	:	:	:	:
291 Government services, n i e	:	2 641	2 028	1 974	1 950	1 294	1 320	1 362	1 911	2 070
<b>982 Services not allocated</b>	:	:	:	:	:	:	:	-2 419	159	-1 607
<b>300 INCOME</b>	:	9 242	12 580	16 312	21 805	19 512	20 833	21 636	26 086	27 835
310 Compensation of employees	:	:	:	:	:	:	:	:	:	:
320 Investment Income	:	9 242	12 580	16 312	21 805	19 512	20 833	21 636	26 086	27 835
<b>379 CURRENT TRANSFERS</b>	:	-2 056	-3 074	-3 466	-3 805	-4 201	-9 970	-3 516	-5 108	-6 132
<b>993 CURRENT ACCOUNT</b>	:	:	:	:	:	:	:	:	:	:
<b>994 CAPITAL ACCOUNT</b>	:	:	:	:	:	:	:	:	:	:
<b>010 CURRENT + CAPITAL ACCOUNT</b>	:	72 159	60 091	50 635	42 917	23 258	38 477	61 726	88 986	90 567
<b>995 FINANCIAL ACCOUNT</b>	:	:	:	:	:	:	:	:	:	:
<b>998 NET ERRORS AND OMISSIONS</b>	:	:	:	:	:	:	:	-68 631	-47 175	-39 598

## 22.3.

Reporter: Japan

Partner: Extra EUR12

	(in %)									
	1985	1986	1987	1988	1989	1990	1991	1992	1993	1994
	<b>Cover ratio</b>									
<b>100 GOODS</b>	:	174	167	149	135	126	139	153	161	158
<b>200 SERVICES</b>	:	66	60	54	53	49	53	54	60	57
<b>205 Transportation</b>	:	78	66	66	69	62	63	65	65	64
206 Sea transport	:	:	:	:	:	:	:	111	98	91
207 Passenger transport on sea	:	:	:	:	:	:	:	44	46	47
208 Freight transport on sea	:	:	:	:	:	:	:	112	98	92
209 Support. auxiliary and other services	:	:	:	:	:	:	:	:	:	:
210 Air transport	:	:	:	:	:	:	:	43	42	42
211 Passenger transport by air	:	:	:	:	:	:	:	14	15	15
212 Freight transport by air	:	:	:	:	:	:	:	195	172	160
213 Supporting, auxiliary and other services	:	:	:	:	:	:	:	:	:	:
214 Other transportation	:	:	:	:	:	:	:	59	68	67
<b>236 Travel</b>	:	22	22	16	14	14	15	14	13	12
<b>981 Other services</b>	:	:	:	:	:	:	:	51	63	70
245 Communications services	:	:	:	:	:	:	:	:	:	:
249 Construction services	:	:	:	:	:	:	:	:	:	:
253 Insurance services	:	:	:	:	:	:	:	36	33	42
260 Financial services	:	:	:	:	:	:	:	:	:	:
262 Computer and information services	:	:	:	:	:	:	:	:	:	:
266 Royalties and licence fees	:	:	:	:	:	:	:	42	54	63
268 Other business services	:	:	:	:	:	:	:	:	:	:
269 Merchanting and other trade-related serv.	:	:	:	:	:	:	:	:	:	:
270 Merchanting	:	:	:	:	:	:	:	:	:	:
271 Other trade related services	:	:	:	:	:	:	:	:	:	:
272 Operational leasing	:	:	:	:	:	:	:	:	:	:
273 Misc. business, prof. and technical serv.	:	:	:	:	:	:	:	:	:	:
274 Legal, account., man., cons. and pub. rel.	:	:	:	:	:	:	:	:	:	:
278 Adv., market res. and polling	:	:	:	:	:	:	:	0	0	0
279 Research and development	:	:	:	:	:	:	:	:	:	:
280 Architect., engin. and other technical	:	:	:	:	:	:	:	:	:	:
281 Agric., mining and on-site processing	:	:	:	:	:	:	:	:	:	:
284 Other	:	:	:	:	:	:	:	:	:	:
285 Serv. between affiliated enterprises, nie	:	:	:	:	:	:	:	:	:	:
287 Personal, cultural and recreational services	:	:	:	:	:	:	:	0	0	0
288 Audio-visual and related services	:	:	:	:	:	:	:	:	:	:
289 Other personal, cultural and recreational	:	:	:	:	:	:	:	:	:	:
291 Government services, n i e	:	760	720	679	579	430	386	398	445	433
<b>982 Services not allocated</b>	:	:	:	:	:	:	:	85	101	92
<b>300 INCOME</b>	:	173	168	154	148	140	137	144	152	152
310 Compensation of employees	:	:	:	:	:	:	:	:	:	:
320 Investment Income	:	173	168	154	148	140	137	144	152	152
<b>379 CURRENT TRANSFERS</b>	:	14	13	18	16	15	8	21	17	15
<b>993 CURRENT ACCOUNT</b>	:	:	:	:	:	:	:	:	:	:
<b>994 CAPITAL ACCOUNT</b>	:	:	:	:	:	:	:	:	:	:
<b>010 CURRENT + CAPITAL ACCOUNT</b>	:	148	138	125	117	109	114	125	131	129
<b>995 FINANCIAL ACCOUNT</b>	:	.	.	.	.	.	.	.	.	.
<b>998 NET ERRORS AND OMISSIONS</b>	:	.	.	.	.	.	.	.	.	.

## 22.4.

Reporter: Japan

Partner: USA

(Mio ECU)

	1985	1986	1987	1988	1989	1990	1991	1992	1993	1994
	<b>Credit</b>									
<b>100 GOODS</b>	:	:	:	:	:	:	:	73 371	89 140	97 168
<b>200 SERVICES</b>	:	:	:	:	:	:	:	12 397	15 087	16 496
<b>205 Transportation</b>	:	:	:	:	:	:	:	4 074	4 758	5 220
206 Sea transport	:	:	:	:	:	:	:	1 784	1 797	1 628
207 Passenger transport on sea	:	:	:	:	:	:	:	11	11	11
208 Freight transport on sea	:	:	:	:	:	:	:	1 774	1 785	1 617
209 Support. auxiliary and other services	:	:	:	:	:	:	:	:	:	:
210 Air transport	:	:	:	:	:	:	:	1 214	1 251	1 143
211 Passenger transport by air	:	:	:	:	:	:	:	340	372	347
212 Freight transport by air	:	:	:	:	:	:	:	874	879	796
213 Supporting, auxiliary and other services	:	:	:	:	:	:	:	:	:	:
214 Other transportation	:	:	:	:	:	:	:	1 076	1 710	2 449
<b>236 Travel</b>	:	:	:	:	:	:	:	495	573	495
<b>981 Other services</b>	:	:	:	:	:	:	:	1 139	1 380	1 333
245 Communications services	:	:	:	:	:	:	:	:	:	:
249 Construction services	:	:	:	:	:	:	:	:	:	:
253 Insurance services	:	:	:	:	:	:	:	88	89	131
260 Financial services	:	:	:	:	:	:	:	:	:	:
262 Computer and information services	:	:	:	:	:	:	:	:	:	:
266 Royalties and licence fees	:	:	:	:	:	:	:	:	:	:
268 Other business services	:	:	:	:	:	:	:	:	:	:
269 Merchating and other trade-related serv.	:	:	:	:	:	:	:	:	:	:
270 Merchating	:	:	:	:	:	:	:	:	:	:
271 Other trade related services	:	:	:	:	:	:	:	:	:	:
272 Operational leasing	:	:	:	:	:	:	:	:	:	:
273 Misc. business, prof. and technical serv.	:	:	:	:	:	:	:	:	:	:
274 Legal, account., man., cons. and pub. rel.	:	:	:	:	:	:	:	:	:	:
278 Adv., market res. and polling	:	:	:	:	:	:	:	:	:	:
279 Research and development	:	:	:	:	:	:	:	:	:	:
280 Architect., engin. and other technical	:	:	:	:	:	:	:	:	:	:
281 Agric., mining and on-site processing	:	:	:	:	:	:	:	:	:	:
284 Other	:	:	:	:	:	:	:	:	:	:
285 Serv. between affiliated enterprises, nie	:	:	:	:	:	:	:	:	:	:
287 Personal, cultural and recreational services	:	:	:	:	:	:	:	:	:	:
288 Audio-visual and related services	:	:	:	:	:	:	:	:	:	:
289 Other personal, cultural and recreational	:	:	:	:	:	:	:	:	:	:
291 Government services, n i e	:	:	:	:	:	:	:	1 052	1 291	1 202
<b>982 Services not allocated</b>	:	:	:	:	:	:	:	6 688	8 375	9 448
<b>300 INCOME</b>	:	:	:	:	:	:	:	28 737	31 583	32 153
310 Compensation of employees	:	:	:	:	:	:	:	:	:	:
320 Investment Income	:	:	:	:	:	:	:	28 737	31 583	32 153
<b>379 CURRENT TRANSFERS</b>	:	:	:	:	:	:	:	352	432	464
<b>993 CURRENT ACCOUNT</b>	:	:	:	:	:	:	:	:	:	:
<b>994 CAPITAL ACCOUNT</b>	:	:	:	:	:	:	:	:	:	:
<b>010 CURRENT + CAPITAL ACCOUNT</b>	:	:	:	:	:	:	:	114 856	136 243	146 280
<b>995 FINANCIAL ACCOUNT</b>	:	:	:	:	:	:	:	:	:	:
<b>998 NET ERRORS AND OMISSIONS</b>	:	:	:	:	:	:	:	:	:	:

22.4.

Reporter: Japan

Partner: USA

	<i>(Mio ECU)</i>									
	1985	1986	1987	1988	1989	1990	1991	1992	1993	1994
	<b>Debit</b>									
<b>100 GOODS</b>	:	:	:	:	:	:	:	34 661	41 056	45 128
<b>200 SERVICES</b>	:	:	:	:	:	:	:	27 262	30 249	33 112
<b>205 Transportation</b>	:	:	:	:	:	:	:	6 099	6 949	7 444
206 Sea transport	:	:	:	:	:	:	:	1 571	1 750	1 605
207 Passenger transport on sea	:	:	:	:	:	:	:	23	24	20
208 Freight transport on sea	:	:	:	:	:	:	:	1 548	1 726	1 585
209 Support. auxiliary and other services	:	:	:	:	:	:	:	:	:	:
210 Air transport	:	:	:	:	:	:	:	2 737	2 822	2 467
211 Passenger transport by air	:	:	:	:	:	:	:	2 301	2 335	2 020
212 Freight transport by air	:	:	:	:	:	:	:	437	487	447
213 Supporting, auxiliary and other services	:	:	:	:	:	:	:	:	:	:
214 Other transportation	:	:	:	:	:	:	:	1 791	2 378	3 372
<b>236 Travel</b>	:	:	:	:	:	:	:	5 811	6 272	7 192
<b>981 Other services</b>	:	:	:	:	:	:	:	477	537	556
245 Communications services	:	:	:	:	:	:	:	:	:	:
249 Construction services	:	:	:	:	:	:	:	:	:	:
253 Insurance services	:	:	:	:	:	:	:	240	255	279
260 Financial services	:	:	:	:	:	:	:	:	:	:
262 Computer and information services	:	:	:	:	:	:	:	:	:	:
266 Royalties and licence fees	:	:	:	:	:	:	:	:	:	:
268 Other business services	:	:	:	:	:	:	:	:	:	:
269 Merchanting and other trade-related serv.	:	:	:	:	:	:	:	:	:	:
270 Merchanting	:	:	:	:	:	:	:	:	:	:
271 Other trade related services	:	:	:	:	:	:	:	:	:	:
272 Operational leasing	:	:	:	:	:	:	:	:	:	:
273 Misc. business, prof. and technical serv.	:	:	:	:	:	:	:	:	:	:
274 Legal, account., man., cons. and pub. rel.	:	:	:	:	:	:	:	:	:	:
278 Adv., market res. and polling	:	:	:	:	:	:	:	:	:	:
279 Research and development	:	:	:	:	:	:	:	:	:	:
280 Architect., engin. and other technical	:	:	:	:	:	:	:	:	:	:
281 Agric., mining and on-site processing	:	:	:	:	:	:	:	:	:	:
284 Other	:	:	:	:	:	:	:	:	:	:
285 Serv. between affiliated enterprises, nie	:	:	:	:	:	:	:	:	:	:
287 Personal, cultural and recreational services	:	:	:	:	:	:	:	:	:	:
288 Audio-visual and related services	:	:	:	:	:	:	:	:	:	:
289 Other personal, cultural and recreational	:	:	:	:	:	:	:	:	:	:
291 Government services, n i e	:	:	:	:	:	:	:	237	282	277
<b>982 Services not allocated</b>	:	:	:	:	:	:	:	14 875	16 491	17 920
<b>300 INCOME</b>	:	:	:	:	:	:	:	17 541	19 921	20 398
310 Compensation of employees	:	:	:	:	:	:	:	:	:	:
320 Investment Income	:	:	:	:	:	:	:	17 541	19 921	20 398
<b>379 CURRENT TRANSFERS</b>	:	:	:	:	:	:	:	1 142	1 619	1 438
<b>993 CURRENT ACCOUNT</b>	:	:	:	:	:	:	:	:	:	:
<b>994 CAPITAL ACCOUNT</b>	:	:	:	:	:	:	:	:	:	:
<b>010 CURRENT + CAPITAL ACCOUNT</b>	:	:	:	:	:	:	:	80 606	92 845	100 077
<b>995 FINANCIAL ACCOUNT</b>	:	:	:	:	:	:	:	:	:	:
<b>998 NET ERRORS AND OMISSIONS</b>	:	:	:	:	:	:	:	:	:	:

## 22.4.

Reporter: Japan

Partner: USA

(Mio ECU)

	1985	1986	1987	1988	1989	1990	1991	1992	1993	1994
	<b>Net</b>									
100 GOODS	:	:	:	:	:	:	:	38 710	48 084	52 040
200 SERVICES	:	:	:	:	:	:	:	-14 865	-15 161	-16 616
205 Transportation	:	:	:	:	:	:	:	-2 025	-2 190	-2 224
206 Sea transport	:	:	:	:	:	:	:	213	47	23
207 Passenger transport on sea	:	:	:	:	:	:	:	-13	-12	-10
208 Freight transport on sea	:	:	:	:	:	:	:	226	59	32
209 Support. auxiliary and other services	:	:	:	:	:	:	:	:	:	:
210 Air transport	:	:	:	:	:	:	:	-1 523	-1 571	-1 324
211 Passenger transport by air	:	:	:	:	:	:	:	-1 960	-1 963	-1 673
212 Freight transport by air	:	:	:	:	:	:	:	437	393	349
213 Supporting, auxiliary and other services	:	:	:	:	:	:	:	:	:	:
214 Other transportation	:	:	:	:	:	:	:	-715	-667	-923
236 Travel	:	:	:	:	:	:	:	-5 316	-5 699	-6 697
981 Other services	:	:	:	:	:	:	:	663	843	777
245 Communications services	:	:	:	:	:	:	:	:	:	:
249 Construction services	:	:	:	:	:	:	:	:	:	:
253 Insurance services	:	:	:	:	:	:	:	-152	-166	-149
260 Financial services	:	:	:	:	:	:	:	:	:	:
262 Computer and information services	:	:	:	:	:	:	:	:	:	:
266 Royalties and licence fees	:	:	:	:	:	:	:	:	:	:
268 Other business services	:	:	:	:	:	:	:	:	:	:
269 Merchanted and other trade-related serv.	:	:	:	:	:	:	:	:	:	:
270 Merchanted	:	:	:	:	:	:	:	:	:	:
271 Other trade related services	:	:	:	:	:	:	:	:	:	:
272 Operational leasing	:	:	:	:	:	:	:	:	:	:
273 Misc. business, prof. and technical serv.	:	:	:	:	:	:	:	:	:	:
274 Legal, account., man., cons. and pub. rel.	:	:	:	:	:	:	:	:	:	:
278 Adv., market res. and polling	:	:	:	:	:	:	:	:	:	:
279 Research and development	:	:	:	:	:	:	:	:	:	:
280 Architect., engin. and other technical	:	:	:	:	:	:	:	:	:	:
281 Agric., mining and on-site processing	:	:	:	:	:	:	:	:	:	:
284 Other	:	:	:	:	:	:	:	:	:	:
285 Serv. between affiliated enterprises, nie	:	:	:	:	:	:	:	:	:	:
287 Personal, cultural and recreational services	:	:	:	:	:	:	:	:	:	:
288 Audio-visual and related services	:	:	:	:	:	:	:	:	:	:
289 Other personal, cultural and recreational	:	:	:	:	:	:	:	:	:	:
291 Government services, n i e	:	:	:	:	:	:	:	815	1 009	926
982 Services not allocated	:	:	:	:	:	:	:	-8 187	-8 116	-8 471
300 INCOME	:	:	:	:	:	:	:	11 196	11 663	11 754
310 Compensation of employees	:	:	:	:	:	:	:	:	:	:
320 Investment Income	:	:	:	:	:	:	:	11 196	11 663	11 754
379 CURRENT TRANSFERS	:	:	:	:	:	:	:	-790	-1 187	-974
993 CURRENT ACCOUNT	:	:	:	:	:	:	:	:	:	:
994 CAPITAL ACCOUNT	:	:	:	:	:	:	:	:	:	:
010 CURRENT + CAPITAL ACCOUNT	:	:	:	:	:	:	:	34 250	43 398	46 204
995 FINANCIAL ACCOUNT	:	:	:	:	:	:	:	:	:	:
998 NET ERRORS AND OMISSIONS	:	:	:	:	:	:	:	:	:	:

22.4

Reporter: Japan

Partner: USA

	(in %)									
	1985	1986	1987	1988	1989	1990	1991	1992	1993	1994
	<b>Cover ratio</b>									
<b>100 GOODS</b>	:	:	:	:	:	:	:	212	217	215
<b>200 SERVICES</b>	:	:	:	:	:	:	:	45	50	50
<b>205 Transportation</b>	:	:	:	:	:	:	:	67	68	70
206 Sea transport	:	:	:	:	:	:	:	114	103	101
207 Passenger transport on sea	:	:	:	:	:	:	:	45	49	53
208 Freight transport on sea	:	:	:	:	:	:	:	115	103	102
209 Support. auxiliary and other services	:	:	:	:	:	:	:	:	:	:
210 Air transport	:	:	:	:	:	:	:	44	44	46
211 Passenger transport by air	:	:	:	:	:	:	:	15	16	17
212 Freight transport by air	:	:	:	:	:	:	:	200	181	178
213 Supporting, auxiliary and other services	:	:	:	:	:	:	:	:	:	:
214 Other transportation	:	:	:	:	:	:	:	60	72	73
<b>236 Travel</b>	:	:	:	:	:	:	:	9	9	7
<b>981 Other services</b>	:	:	:	:	:	:	:	239	257	240
245 Communications services	:	:	:	:	:	:	:	:	:	:
249 Construction services	:	:	:	:	:	:	:	:	:	:
253 Insurance services	:	:	:	:	:	:	:	37	35	47
260 Financial services	:	:	:	:	:	:	:	:	:	:
262 Computer and information services	:	:	:	:	:	:	:	:	:	:
266 Royalties and licence fees	:	:	:	:	:	:	:	:	:	:
268 Other business services	:	:	:	:	:	:	:	:	:	:
269 Merchating and other trade-related serv.	:	:	:	:	:	:	:	:	:	:
270 Merchating	:	:	:	:	:	:	:	:	:	:
271 Other trade related services	:	:	:	:	:	:	:	:	:	:
272 Operational leasing	:	:	:	:	:	:	:	:	:	:
273 Misc. business, prof. and technical serv.	:	:	:	:	:	:	:	:	:	:
274 Legal, account., man., cons. and pub. rel.	:	:	:	:	:	:	:	:	:	:
278 Adv., market res. and polling	:	:	:	:	:	:	:	:	:	:
279 Research and development	:	:	:	:	:	:	:	:	:	:
280 Architect., engin. and other technical	:	:	:	:	:	:	:	:	:	:
281 Agric., mining and on-site processing	:	:	:	:	:	:	:	:	:	:
284 Other	:	:	:	:	:	:	:	:	:	:
285 Serv. between affiliated enterprises, nie	:	:	:	:	:	:	:	:	:	:
287 Personal, cultural and recreational services	:	:	:	:	:	:	:	:	:	:
288 Audio-visual and related services	:	:	:	:	:	:	:	:	:	:
289 Other personal, cultural and recreational	:	:	:	:	:	:	:	:	:	:
291 Government services, n i e	:	:	:	:	:	:	:	445	458	435
<b>982 Services not allocated</b>	:	:	:	:	:	:	:	45	51	53
<b>300 INCOME</b>	:	:	:	:	:	:	:	164	159	158
310 Compensation of employees	:	:	:	:	:	:	:	:	:	:
320 Investment Income	:	:	:	:	:	:	:	164	159	158
<b>379 CURRENT TRANSFERS</b>	:	:	:	:	:	:	:	31	27	32
<b>993 CURRENT ACCOUNT</b>	:	:	:	:	:	:	:	:	:	:
<b>994 CAPITAL ACCOUNT</b>	:	:	:	:	:	:	:	:	:	:
<b>010 CURRENT + CAPITAL ACCOUNT</b>	:	:	:	:	:	:	:	142	147	146
<b>995 FINANCIAL ACCOUNT</b>	-	-	-	-	-	-	-	-	-	-
<b>998 NET ERRORS AND OMISSIONS</b>	-	-	-	-	-	-	-	-	-	-





# **IV**

## **ANNEXES**

## ANNEX 1

### ECU EXCHANGE RATES

Period	BLEU	Denmark	Germany	Greece	Spain	France	Ireland	Italy
	1 ECU = ... BFR/LFR	1 ECU = ... DKR	1 ECU = ... DM	1 ECU = ... DR	1 ECU = ... PTA	1 ECU = ... FF	1 ECU = ... IRL	1 ECU = ... LIT
1985	44.914	8.01877	2.22632	105.739	129.135	6.79503	0.715167	1447.99
1986	43.798	7.93565	2.12819	137.425	137.456	6.79976	0.733526	1461.88
1987	43.041	7.88473	2.07153	156.268	142.165	6.92910	0.775443	1494.91
1988	43.429	7.95152	2.07440	167.576	137.601	7.03644	0.775672	1537.33
1989	43.381	8.04929	2.07015	178.840	130.406	7.02387	0.776818	1510.47
1990	42.426	7.85652	2.05209	201.412	129.411	6.91412	0.767768	1521.98
1991	42.223	7.90859	2.05076	225.216	128.469	6.97332	0.767809	1533.24
1992	41.593	7.80925	2.02031	247.026	132.526	6.84839	0.760717	1595.51
1993	40.471	7.59359	1.93639	268.568	149.124	6.63368	0.799952	1841.23
1994	39.657	7.54328	1.92452	288.026	158.918	6.58261	0.793618	1915.06

Period	Netherlands	Åustria	Portugal	Finland	Sweden	United Kingdom	USA	Japan
	1 ECU = ... HFL	1 ECU = ... ÖS	1 ECU = ... ESC	1 ECU = ... FMK	1 ECU = ... SKR	1 ECU = ... UKL	1 ECU = ... USD	1 ECU = ... YEN
1985	2.51101	15.6428	130.252	4.69423	6.52133	0.588977	0.763088	180.559
1986	2.40090	14.9643	147.088	4.97974	6.99567	0.671543	0.984167	164.997
1987	2.33418	14.5710	162.616	5.06517	7.31001	0.704571	1.154440	166.598
1988	2.33479	14.5861	170.059	4.94362	7.24192	0.664434	1.182480	151.459
1989	2.33526	14.5695	173.413	4.72301	7.09939	0.673302	1.101750	151.938
1990	2.31212	14.4399	181.109	4.85496	7.52051	0.713851	1.273430	183.660
1991	2.31098	14.4309	178.614	5.00211	7.47926	0.701012	1.239160	166.493
1992	2.27482	14.2169	174.714	5.80703	7.53295	0.737650	1.298100	164.223
1993	2.17521	13.6238	188.370	6.69628	9.12151	0.779988	1.171000	130.147
1994	2.15827	13.5395	196.896	6.19077	9.16307	0.775902	1.189520	121.322

Source: Money and Finance - quarterly, 3 - 1996, Eurostat

## ANNEX 2

## SYMBOLS AND ABBREVIATIONS USED

Mio	Million
bn	'000 million
0	nil or data between - 0.5 Mio ECU and 0.5 Mio ECU
:	figure non available
-	not relevant
.	not applicable
c.i.f	cost, insurance and freight
f.o.b	free on board
n.i.e.	not included elsewhere
BOP	Balance of Payments
BPM4	Balance of Payments Manual, fourth edition, IMF, 1977
BPM5	Balance of Payments Manual, fifth edition, IMF, 1993
EEA	European Economic Area (EUR15, Iceland, Liechtenstein, Norway)
EU	European Union
EUR 12	Total of the 12 Member States of the European Union (situation before 1 <sup>st</sup> January 1995) (BLEU, Denmark, Germany, Spain, Greece, France, Ireland, Italy, Netherlands, Portugal, United Kingdom, European Union Institutions)
EUR 15	Total of the 15 Member States of the European Union (situation after 1 <sup>st</sup> January 1995) (EUR 12, Austria, Finland, Sweden)
Eurostat	Statistical Office of the European Communities
GATS	General Agreement on Trade in Services
IMF	International Monetary Fund
ISO	Organisation for International Standardisation
OECD	Organisation for economic co-operation and development
SNA	System of National Accounts
WTO	World Trade Organisation

**Countries**

EU	European Union
BLEU	Belgo-Luxembourg Economic Union
B	Belgium
DK	Denmark
D	Germany
GR	Greece
E	Spain
F	France
IRL	Ireland
I	Italy
L	Luxembourg
NL	Netherlands
A	Austria
P	Portugal
FIN	Finland
S	Sweden
UK	United Kingdom
USA	United States of America
JPN	Japan

**Currencies**

ECU	European Currency Unit
BFR	Belgian Franc
DKR	Danish Krone
DM	German Mark
DR	Greek Drachma
PTA	Spanish Peseta
FF	French Franc
IRL	Irish Pound
LIT	Italian Lira
LFR	Luxembourg Franc
HFL	Duch Guilder
ÖS	Austrian Schilling
ESC	Portuguese Escudo
FMK	Finnish Mark
SKR	Swedish Krona
UKL	Pound Sterling
USD	US Dollar
JPY	Yen

## ANNEX 3

### BOP CODING SYSTEM

CODE	LABEL ITEM
100	<b>GOODS</b>
200	<b>SERVICES</b>
205	<b>Transportation</b>
206	Sea transport
207	Passenger transport on sea
208	Freight transport on sea
209	Support. auxiliary and other services
210	Air transport
211	Passenger transport by air
212	Freight transport by air
213	Supporting, auxiliary and other services
214	Other transportation
236	<b>Travel</b>
981	<b>Other services</b>
245	Communications services
249	Construction services
253	Insurance services
260	Financial services
262	Computer and information services
266	Royalties and licence fees
268	Other business services
269	Merchanting and other trade-related services
270	Merchanting
271	Other trade related services
272	Operational leasing
273	Miscellaneous business, professional and technical services
274	Legal, accounting, management, consultancy and public relations services
278	Advertising, market research and public opinion polling services
279	Research and development services
280	Architectural, engineering and other technical services
281	Agricultural, mining and on-site processing
284	Other
285	Services between affiliated enterprises, n.i.e.
287	Personal, cultural and recreational services
288	Audio-visual and related services
289	Other personal, cultural and recreational
291	Government services, n.i.e.
982	<b>Services not allocated</b>
300	<b>Income</b>
310	Compensation of employees
320	Investment Income
379	<b>CURRENT TRANSFERS</b>
993	<b>CURRENT ACCOUNT</b>
994	<b>CAPITAL ACCOUNT</b>
010	<b>CURRENT + CAPITAL ACCOUNT</b>
995	<b>FINANCIAL ACCOUNT</b>
998	<b>NET ERRORS AND OMISSIONS</b>

**BOP CODING SYSTEM**

<b>CODE</b>	<b>GEOGRAPHICAL BREAKDOWN</b>
A1	World
D2	Intra EUR15
D4	Extra EUR15
A2	Intra EUR12
A4	Extra EUR12
US	USA
JP	Japan

## ANNEX 4

**Correspondence table between presently published classification (BPM5)  
and previously published classification (BPM4)  
- Period 1985/1991 -**

CODE	PUBLICATION 85 - 94	PUBLICATION 84 - 93
100	GOODS <i>excluding processing and repairs</i>	MERCHANDISE
200	SERVICES <i>including processing and repairs</i>	SERVICES + GOVERNMENT TRANSACTIONS
205	Transportation	Transport
206	Sea transport	Sea passenger services + Sea freight
207	Passenger transport on sea	Sea passenger services
208	Freight transport on sea	Sea freight
209	Supporting, auxiliary and other services <i>included in other transport</i>	
210	Air transport	Air passenger services + Air freight
211	Passenger transport by air	Air passenger services
212	Freight transport by air	Air freight
213	Supporting, auxiliary and other services <i>included in other transport</i>	
214	Other transportation including • Supporting, auxiliary, and other transport for sea and air transport	Other transport
236	Travel	Travel
981	Other services <i>including</i> • Processing • Repairs <i>excluding</i> • Part of royalties and license fees corresponding to franchising • Operational leasing • Services between affiliated enterprises	Other services + GOVERNMENT TRANSACTIONS - Other miscellaneous services
245	Communications services	Communication services
249	Construction services	Construction services
253	Insurance services	Insurance services
260	Financial services	Banking
262	Computer and information services <i>included in other business services</i>	
266	Royalties and licence fees <i>excluding</i> • Franchising	Income from patents
268	Other business services including • computer and information services <i>excluding</i> • Operational leasing • Services between affiliated companies	Trade earnings + Advertising + Business services

CODE	PUBLICATION 85 - 94	PUBLICATION 84 - 93
269	Merchanting and other trade-related services	Trade earnings
270	Merchanting	Merchanting
271	Other trade related services	Trade commissions
272	Operational leasing <i>included in services not allocated</i>	
273	Miscellaneous business, professional and technical services <i>including</i> • <i>Computer and information services</i> <i>excluding</i> • <i>Services between affiliated companies</i>	Advertising + Business services
274	Legal, accounting, management, consulting and public relations services	
278	Advertising, market research and public opinion polling	Advertising
279	Research and development services	
280	Architectural, engineering and other technical services	
281	Agricultural, mining and on-site processing services	
284	Other	
285	Services between affiliated enterprises, n.i.e.	<i>included in other - miscellaneous services</i>
287	Personal, cultural and recreational services <i>excluding</i> • <i>Culture</i>	Film/TV
288	Audio-visual and related services	
289	Other personal, cultural and recreational services	
291	Government services, n i e	GOVERNMENT TRANSACTIONS
982	Services not allocated <i>including</i> • <i>Part of royalties and license fees corresponding to franchising</i> • <i>Operational leasing</i> • <i>Services between affiliated enterprises</i>	Other miscellaneous services + Other goods and services
300	INCOME	LABOUR INCOME + INVESTMENT INCOME
310	Compensation of employees	LABOUR INCOME
320	Investment Income	INVESTMENT INCOME
379	CURRENT TRANSFERS	UNREQUITED TRANSFERS
993	CURRENT ACCOUNT	
994	CAPITAL ACCOUNT	
010	CURRENT + CAPITAL ACCOUNT	CURRENT ACCOUNT
995	FINANCIAL ACCOUNT	
998	NET ERRORS AND OMISSIONS	

## ANNEX 5

## BOP ECONOMIC TERRITORY

All Members States do not have the same criterion in registering the small territories and it can lead to asymmetries. To harmonise the data collection, Eurostat asks the Members States to use as *BOP territory* of their partner countries the classification described below. It is suggested that the *BOP* statisticians continue to use the *ISO 3166 coding system*. However the *BOP* codes have a slightly different meaning (since they include some overseas territories).

BOP CODE	COUNTRY	ISO CODE	BOP TERRITORY
A3	BLEU	BE LU	Belgium Luxembourg
DK	DENMARK	DK FO GL	Denmark Faroe Islands Greenland
DE	GERMANY	DE	Germany Excluding Büsingen and Büttenhardter Höfe (customs free zones belonging to the customs territory of Switzerland) Including Jungholz and Mittelberg (parts of the territory of Austria but customs union with Germany)
GR	GREECE	GR	Greece
ES	SPAIN	ES	Spain (including Balearic Islands, Ceuta and Melilla and Canary Islands )
FR	FRANCE	FX MC GF MQ GP RE PF NC WF YT PM	France, metropolitan Principality of Monaco Overseas Departments: French Guiana Martinique Guadeloupe (Grande Terre, Basse Terre, Marie Galante, Les Saintes, Iles de la Petite Terre, Désirade, Saint Barthélemy and Northern St Martin) Réunion Overseas territories: French Polynesia (Marquises, Société, Gambier, Tubai, Tuamotu, Clipperton) New Caledonia and dependencies (Pins, Loyauté, Huon, Belep, Chesterfield) Wallis et Futuna Islands Territorial collectivities: Mayotte Saint Pierre et Miquelon
IE	IRELAND	IE	Ireland
IT	ITALY	IT SM	Italy San Marino
NL	NETHERLANDS	NL	Netherlands (excluding Netherlands Antilles)
PT	PORTUGAL	PT	Portugal (including Açores and Madeira)
GB	UNITED KINGDOM	GB	United Kingdom of Great Britain and Northern Ireland (including Channel Islands - Guernsey and Jersey - and the Isle of Man)
AT	AUSTRIA	AT	Austria (excluding Jungholz and Mittelberg)
FI	FINLAND	FI	Finland (including Åland)
IS	ICELAND	IS	Iceland
NO	NORWAY	NO	Norway
SE	SWEDEN	SE	Sweden



## ANNEX 6

## BIBLIOGRAPHY

## Methodology and Publications of statistical data.

- Eurostat :** *Geographical breakdown of the EU current account, 1992-1994*, Eurostat, 1996  
*International trade in services, EUR12, 1984-1993*, Eurostat, 1995  
*Geographical breakdown of the current account, EUR12, 1984-1993*, Eurostat, 1995  
*EC direct investment, 1984-1993*, Eurostat, 1995  
*Balance of payments of the Community Institutions, 1994*, Eurostat, 1995  
*Balance of payments-Quarterly statistics*, Eurostat, 1996  
*ECUSTAT*, Eurostat, 3-1996  
*Money and Finance*, Eurostat, 3-1995  
*Improvement and Harmonisation of the EU/EFTA Balance of Payments, Report of Task Force 2 "Current Account"*, Eurostat, March 1996  
*Balance of Payments Vade mecum*, Eurostat, March 1996
- IMF :** *Balance of Payments manual, fourth edition*, IMF, 1977  
*Balance of Payments manual, fifth edition*, IMF, 1993  
*Balance of Payments Statistics Yearbook*, IMF, annual 1995  
*Balance of Payments textbook*, IMF, 1996
- OECD :** *Services : Statistics on International transactions, 1970-1993*  
*Joint OECD-Eurostat Trade-in-Services Classification*, July 1996
- BLEU :** *Bulletin de la Banque Nationale de Belgique*, Banque Nationale de Belgique, monthly
- Denmark :** *Monetary Review, Danmarks Nationalbank*, monthly  
*Monthly Financial Statistics Danmarks Nationalbank*
- Germany :** *Zahlungsbilanzstatistik*, Deutsche Bundesbank, annual  
*Balance of Payments by region*, Deutsche Bundesbank, October 1995  
*Zahlungsbilanzstatistik, Statistisches Beiheft zum Monatsbericht 3*, Deutsche Bundesbank, March 1996  
*Deutsche Bundesbank Monthly Report*, March 1995
- Greece :** *Greece Balance of Payments Methodology*, Eurostat, 1984  
*Monthly statistical bulletin*, Bank of Greece
- Spain :** *Balanza de Pagos de España*, Ministerio de Economía y Hacienda, annual  
*Economic bulletin*, Banco de España, annual  
*The spanish balance of payments, 1994*, annual
- France :** *La balance des paiements de la France, Rapport annuel et annexes*, Banque de France, annual
- Ireland :** *Bulletin of statistics*, Central Statistical Office, monthly
- Italy :** *Bollettino statistico, Statistiche analitiche valutarie*, Ufficio Italiano dei Cambi, monthly  
*Tematiche istituzionali. Manuale della bilancia dei pagamenti in Italia*, Banca D'Italia, September 1995  
*Assemblea generale ordinaria dei partecipanti*, Banca d'Italia, annual  
*Ressegna Congiunturale*, Banca D'Italia, monthly.
- Netherlands :** *De Nederlandsche Bank - Jaarverslag*, De Nederlandsche Bank, annual
- Austria:** *15 Jahre Zahlungsbilanz Österreichs 1979-1993*, Österreichische Nationalbank
- Portugal :** *Annual Report*, Banco de Portugal, annual
- Finland :** *Balance of Payments monthly Manual*, Bank of Finland.
- Sweden:** *Annual Report*, Sveriges Riksbank.
- United Kingdom :** *United Kingdom Balance of Payments Methodology*, Eurostat, 1983  
*United Kingdom Balance of Payments - The CSO Pink Book*, Central Statistical Office, annual
- USA :** *Survey of Current Business*, United States Department of Commerce, monthly
- Japan :** *Balance of Payments Monthly*, Foreign Department, The Bank of Japan



**ES** Clasificación de las publicaciones de Eurostat**TEMA**

- 0 Diversos (rosa)
- 1 Estadísticas generales (azul oscuro)
- 2 Economía y finanzas (violeta)
- 3 Población y condiciones sociales (anaranjado)
- 4 Energía e industria (azul claro)
- 5 Agricultura, silvicultura y pesca (verde)
- 6 Comercio exterior (rojo)
- 7 Comercio, servicios y transportes (naranja)
- 8 Medio ambiente (turquesa)
- 9 Investigación y desarrollo (marrón)

**SERIE**

- A Anuarios y estadísticas anuales
- B Estadísticas conjunturales
- C Cuentas y encuestas
- D Estudios e investigación
- E Métodos
- F Estadísticas breves

**GR** Ταξινόμηση των δημοσιεύσεων της Eurostat**ΘΕΜΑ**

- 0 Διάφορα (ροζ)
- 1 Γενικές στατιστικές (βαθύ μπλε)
- 2 Οικονομία και δημοσιονομικά (βιολετί)
- 3 Πληθυσμός και κοινωνικές συνθήκες (κιτρινο)
- 4 Ενέργεια και βιομηχανία (μπλε)
- 5 Γεωργία, δασή και αλιεία (πράσινο)
- 6 Εξωτερικό εμπόριο (κόκκινο)
- 7 Εμπόριο, υπηρεσίες και μεταφορές (πορτοκάλι)
- 8 Περιβάλλον (τουρκουάζ)
- 9 Έρευνα και ανάπτυξη (καφέ)

**ΣΕΙΡΑ**

- A Επετηρίδες και ετήσιες στατιστικές
- B Συγκυριακές στατιστικές
- C Λογαριασμοί και έρευνες
- D Μελέτες και έρευνα
- E Μέθοδοι
- F Στατιστικές εν συντομία

**IT** Classificazione delle pubblicazioni dell'Eurostat**TEMA**

- 0 Diverse (rosa)
- 1 Statistiche generali (blu)
- 2 Economia e finanze (viola)
- 3 Popolazione e condizioni sociali (giallo)
- 4 Energia e industria (azzurro)
- 5 Agricoltura, foreste e pesca (verde)
- 6 Commercio estero (rosso)
- 7 Commercio, servizi e trasporti (arancione)
- 8 Ambiente (turchese)
- 9 Ricerca e sviluppo (marrone)

**SERIE**

- A Annuari e statistiche annuali
- B Statistiche sulla congiuntura
- C Conti e indagini
- D Studi e ricerche
- E Metodi
- F Statistiche in breve

**FI** Eurostatin julkaisuluokitus**AIHE**

- 0 Sekalaista (vaaleanpunainen)
- 1 Yleiset tilastot (yonsininen)
- 2 Talous ja rahoitus (violetti)
- 3 Vaesto- ja sosiaalitalastot (keltainen)
- 4 Energia ja teollisuus (sininen)
- 5 Maa- ja metsätalous, kalastus (vihreä)
- 6 Ulkomaankauppa (punainen)
- 7 Kauppa, palvelut ja liikenne (oranssi)
- 8 Ympäristö (turkoosi)
- 9 Tutkimus ja kehitys (ruskea)

**SARJA**

- A Vuosikirjat ja vuositilastot
- B Suhdannetilastot
- C Laskennat ja kyselytutkimukset
- D Tutkimukset
- E Menetelmät
- F Tilastokatsaukset

**DA** Klassifikation af Eurostats publikationer**EMNE**

- 0 Diverse (rosa)
- 1 Almene statistikker (mørkeblå)
- 2 Økonomi og finanser (violet)
- 3 Befolkning og sociale forhold (gul)
- 4 Energi og industri (blå)
- 5 Landbrug, skovbrug og fiskeri (grøn)
- 6 Udenrigshandel (rod)
- 7 Handel, tjenesteydelser og transport (orange)
- 8 Miljø (turkis)
- 9 Forskning og udvikling (brun)

**SERIE**

- A Årbøger og årlige statistikker
- B Konjunkturstatistikker
- C Tællinger og rundspørger
- D Undersøgelser og forskning
- E Metoder
- F Statistikoversigter

**EN** Classification of Eurostat publications**THEME**

- 0 Miscellaneous (pink)
- 1 General statistics (midnight blue)
- 2 Economy and finance (violet)
- 3 Population and social conditions (yellow)
- 4 Energy and industry (blue)
- 5 Agriculture, forestry and fisheries (green)
- 6 External trade (red)
- 7 Distributive trades, services and transport (orange)
- 8 Environment (turquoise)
- 9 Research and development (brown)

**SERIES**

- A Yearbooks and yearly statistics
- B Short-term statistics
- C Accounts and surveys
- D Studies and research
- E Methods
- F Statistics in focus

**NL** Classificatie van de publikaties van Eurostat**ONDERWERP**

- 0 Diverse (roze)
- 1 Algemene statistiek (donkerblauw)
- 2 Economie en financiën (paars)
- 3 Bevolking en sociale voorwaarden (geel)
- 4 Energie en industrie (blauw)
- 5 Landbouw, bosbouw en visserij (groen)
- 6 Buitenlandse handel (rood)
- 7 Handel, diensten en vervoer (oranje)
- 8 Milieu (turkoois)
- 9 Onderzoek en ontwikkeling (bruin)

**SERIE**

- A Jaarboeken en jaarstatistieken
- B Conjunctuurstatistieken
- C Rekeningen en enquêtes
- D Studies en onderzoeken
- E Methoden
- F Statistieken in het kort

**SV** Klassifikation av Eurostats publikationer**ÄMNE**

- 0 Diverse (rosa)
- 1 Allmän statistik (mörkblå)
- 2 Ekonomi och finans (lila)
- 3 Befolkning och sociala förhållanden (gul)
- 4 Energi och industri (blå)
- 5 Jordbruk, skogsbruk och fiske (grön)
- 6 Utrikeshandel (rod)
- 7 Handel, tjänster och transport (orange)
- 8 Miljö (turkos)
- 9 Forskning och utveckling (brun)

**SERIE**

- A Årsböcker och årlig statistik
- B Konjunkturstatistik
- C Redogörelser och enkäter
- D Undersökningar och forskning
- E Metoder
- F Statistiköversikter

**DE** Gliederung der Veröffentlichungen von Eurostat**THEMENKREIS**

- 0 Verschiedenes (rosa)
- 1 Allgemeine Statistik (dunkelblau)
- 2 Wirtschaft und Finanzen (violett)
- 3 Bevölkerung und soziale Bedingungen (gelb)
- 4 Energie und Industrie (blau)
- 5 Land- und Forstwirtschaft, Fischerei (grün)
- 6 Außenhandel (rot)
- 7 Handel, Dienstleistungen und Verkehr (orange)
- 8 Umwelt (türkis)
- 9 Forschung und Entwicklung (braun)

**REIHE**

- A Jahrbücher und jährliche Statistiken
- B Konjunkturstatistiken
- C Konten und Erhebungen
- D Studien und Forschungsergebnisse
- E Methoden
- F Statistik kurzgefaßt

**FR** Classification des publications d'Eurostat**THÈME**

- 0 Divers (rose)
- 1 Statistiques générales (bleu nuit)
- 2 Économie et finances (violet)
- 3 Population et conditions sociales (jaune)
- 4 Énergie et industrie (bleu)
- 5 Agriculture, sylviculture et pêche (vert)
- 6 Commerce extérieur (rouge)
- 7 Commerce, services et transports (orange)
- 8 Environnement (turquoise)
- 9 Recherche et développement (brun)

**SÉRIE**

- A Annuaire et statistiques annuelles
- B Statistiques conjoncturelles
- C Comptes et enquêtes
- D Études et recherche
- E Méthodes
- F Statistiques en bref

**PT** Classificação das publicações do Eurostat**TEMA**

- 0 Diversos (rosa)
- 1 Estatísticas gerais (azul-escuro)
- 2 Economia e finanças (violeta)
- 3 População e condições sociais (amarelo)
- 4 Energia e indústria (azul)
- 5 Agricultura, silvicultura e pesca (verde)
- 6 Comércio externo (vermelho)
- 7 Comércio, serviços e transportes (laranja)
- 8 Ambiente (turquesa)
- 9 Investigação e desenvolvimento (castanho)

**SÉRIE**

- A Anuários e estatísticas anuais
- B Estatísticas conjunturais
- C Contas e inquéritos
- D Estudos e investigação
- E Métodos
- F Estatísticas breves



European Commission

**International trade in services — EU, 1985-94 — 1996 Edition**

Luxembourg: Office for Official Publications of the European Communities

1996 — 493 pp. — 21 x 29.7 cm

Theme 2: Economy and finance (violet)

Series D: Studies and research

ISBN 92-827-8582-3

Price (excluding VAT) in Luxembourg: ECU 36

This document presents statistics on international trade in services of the European Union (EUR 15 and EUR 12), the United States of America and Japan. The period covered is from 1985 to 1994 except for EUR 15 and the three new Member States (Austria, Finland and Sweden) for which the period is from 1992 to 1994.

To allow comparisons, these figures have been harmonized according to a common detailed classification (approximately 45 items) on the basis of the balances of payments of the abovementioned States. The statistical tables presented include a geographical breakdown of the flows of the services' items between intra-EU (EUR 12 and EUR 15), extra-EU (EUR 12 and EUR 15), the United States of America and Japan.

All flows are expressed in ecus.

This document includes methodological explanations and a description of the harmonization work undertaken. For the first time the methodological framework is that of the fifth (IMF) manual.



**BELGIQUE/BELGIE**

**Moniteur belge/Belgisch Staatsblad**

Rue de Louvain 40-42/  
Leuvenseweg 40-42  
B-1000 Bruxelles/Brussel  
Tél. (32-2) 552 22 11  
Fax (32-2) 5 1 01 84

**Jean De Lannoy**

Avenue du Roi 202/  
Koningslaan 202  
B-1060 Bruxelles/Brussel  
Tél. (32-2) 538 51 69  
Fax (32-2) 538 08 41  
e-mail: jean.de.lannoy@infoboard.be

**Librairie européenne/  
Europese Boekhandel**

Rue de la Loi 244/  
Wetstraat 244  
B-1040 Bruxelles/Brussel  
Tél. (32-2) 295 26 39  
Fax (32-2) 735 08 60

**DANMARK**

**J. H. Schultz Information A/S**

Herstedvang 10-12  
DK-2620 Albertslund  
Tlf. (45) 43 63 23 00  
Fax (45) 43 63 19 69  
e-mail: schultz@schultz.dk

**DEUTSCHLAND**

**Bundesanzeiger Verlag**

Breite Straße 78-80  
Postfach 10 05 34  
D-50667 Köln  
Tel. (49-221) 20 29-0  
Fax (49-221) 20 29 278

**GREECE/ELLADA**

**G.C. Eleftheroudakis SA**

International Bookstore  
Panepistimicu 17  
GR-105 64 Athens  
Tel. (30-1) 331 41 82  
Fax (30-1) 323 98 21

**ESPAÑA**

**Mundi Prensa Libros, SA**

Castelló, 37  
E-28001 Madrid  
Tel. (34-1) 431 33 99/431 32 22/435 36 37  
Fax (34-1) 575 39 98  
e-mail: mundiprensa@tsai.es

**Boletín Oficial del Estado**

Trataigar 27-29  
E-28010 Madrid  
Tel. (34-1) 538 22 95/538 22 97  
Fax (34-1) 538 22 67

Sucursal:

**Mundi Prensa Barcelona**

Conseil de Cent, 391  
E-08009 Barcelona  
Tel. (34-3) 488 34 92  
Fax (34-3) 487 76 59

**Libreria de la Generalitat de Catalunya**

Rambla dels Estudis, 118  
Palau Moja  
E-08002 Barcelona  
Tel. (34-3) 302 68 35/302 64 62  
Fax (34-3) 302 12 99

**FRANCE**

**Journal officiel**

Service des publications des CE  
26, rue Desaix  
F-75727 Paris Cedex 15  
Tel. (33-1) 40 58 77 01/31  
Fax (33-1) 40 58 77 00

**IRELAND**

**Government Supplies Agency**

Publications Section  
4-5 Harcourt Road  
Dublin 2  
Tel. (353-1) 661 31 11  
Fax (353-1) 475 27 60

**ITALIA**

**Licosa SpA**

Via Duca di Calabria 1/1  
Casella postale 552  
I-50125 Firenze  
Tel. (39-55) 64 54 15  
Fax (39-55) 64 12 57  
e-mail: licosa@fbcc.it

**GRAND-DUCHÉ DE LUXEMBOURG**

**Messageries du livre Sàrl**

5, rue Raiffeisen  
L-2411 Luxembourg  
Tél. (352) 40 10 20  
Fax (352) 490 661  
e-mail: mdl@pt.lu

Abonnements:

**Messageries Paul Kraus**

11, rue Christophe Plantin  
L-2339 Luxembourg  
Tél. (352) 499 88 88  
Fax (352) 499 888 444  
e-mail: mpk@pt.lu

**NEDERLAND**

**SDU Uitgeverijen**

Externe Fondsen  
Christoffel Plantijnstraat 2  
Postbus 20014  
2500 EA 's-Gravenhage  
Tel. (31-70) 378 98 80  
Fax (31-70) 378 97 83

**ÖSTERREICH**

**Manz'sche Verlags-  
und Universitätsbuchhandlung GmbH**

Siebenbrunnengasse 21  
Postfach 1  
A-1050 Wien  
Tel. (43-1) 53 161 (334 oder 340)  
Fax (43-1) 53 161 (339)  
e-mail: auslieferung@manz.co.at

**PORTUGAL**

**Imprensa Nacional-Casa da Moeda, EP**

Rua Marquês de Sá da Bandeira, 16 A  
P-1050 Lisboa Codex  
Tel. (351-1) 353 03 99  
Fax (351-1) 353 02 94/384 01 32

**Distribuidora de Livros**

Bertrand Ld.<sup>3</sup>  
Grupo Bertrand, SA  
Rua das Terras dos Vales, 4-A  
Apartado 60037  
P-2700 Amadora Codex  
Tel. (351-1) 495 90 50/495 87 87  
Fax (351-1) 496 02 55

**SUOMI/FINLAND**

**Akateeminen Kirjakauppa /  
Akademiska Bokhandeln**

Pohjoisesplanadi 39<sup>3</sup>  
Norra esplanaden 39  
PL:PB 128  
FIN-00101 Helsinki/Helsingfors  
Tel. (358) 121 41  
Fax (358) 121 44 35  
e-mail: akatilaus@stockmann.mailnet.fi

**SVERIGE**

**BTJ AB**

Traktorvägen 11  
PO Box 200  
S-221 00 LUND  
Tel. (46) 18 00 00  
Fax (46) 18 01 25

**UNITED KINGDOM**

**HMSO Books (Agency Section)**

HMSO Publications Centre  
51, Nine Elms Lane  
London SW8 5DR  
Tel. (44-171) 873 9090  
Fax (44-171) 873 8463

**ICELAND**

**Bokabud Larusar Blöndal**

Skólavörðustíg, 2  
IS-101 Reykjavík  
Tel. (354) 55 15 650  
Fax (354) 55 25 560

**NORGE**

**NIC Info A/S**

Bertrand Narvesens vei 2  
Boks 6512 Etterstad  
N-0606 Oslo  
Tel. (47-22) 57 33 34  
Fax (47-22) 68 19 01

**SCHWEIZ/SUISSE/SVIZZERA**

**OSEC**

Stampfenbachstraße 85  
CH-8035 Zürich  
Tel. (41-1) 365 54 54  
Fax (41-1) 365 54 11  
e-mail: urs.leimbacher@ecs.osec.inet.ch

**BÄLGARIJA**

**Europress Klassica Bk Ltd**

76, Gurko Street  
BG-1463 Sofia  
Tel. (359-2) 81 64 73  
Fax (359-2) 81 64 73

**ČESKÁ REPUBLIKA**

**NIS ČR - prodejna**

Konviktská 5  
CZ-113 57 Praha 1  
Tel. (42-2) 24 22 94 33/24 23 09 07  
Fax (42-2) 24 22 94 33  
e-mail: nkposp@dec.nis.cz

**HRVATSKA**

**Mediatrade Ltd**

Pavla Hatzia 1  
HR-4100 Zagreb  
Tel. (38-1) 43 03 92  
Fax (38-1) 44 40 59

**MAGYARORSZÁG**

**Euro Info Service**

Európa Ház  
Margitsziget  
H-1138 Budapest  
Tel. (36-1) 11 16 06/11 16 216  
Fax (36-1) 302 50 35

**POLSKA**

**Business Foundation**

ul. Krucza 38.42  
PL-00-512 Warszawa  
Tel. (48-22) 621 99 93/628 26 82  
Fax (48-22) 621 97 61- Free line (0-39) 12 00 77

**ROMÂNIA**

**Euromedia**

Str. G-ral Berthelot Nr 41  
RO-70749 Bucuresti  
Tél. (41) 210 44 01/614 06 64  
Fax (41) 210 44 01

**RUSSIA**

**CCEC**

9,60-letiya Oktyabrya Av.  
117312 Moscow  
Tel. (095) 135 52 27  
Fax (095) 135 52 27

**SLOVAKIA**

**Slovenska Technicka Kniznica**

Námestie slobody 19  
SLO-81223 Bratislava 1  
Tel. (42-7) 53 18 364  
Fax (42-7) 53 18 364  
e-mail: europ@tb1.sltk.stuba.sk

**MALTA**

**Miller Distributors Ltd**

Malta International Airport  
PO Box 25  
LQA 05 Malta  
Tel. (356) 66 44 88  
Fax (356) 67 67 99

**TÜRKIYE**

**Dünya Infotel A.S.**

Istiklal Caddesi No 469  
TR-80050 Tünel-Istanbul  
Tel. (90-212) 251 91 96 / 427 02 10  
Fax (90-212) 251 91 97

**ISRAEL**

**R.O.Y. International**

17, Shimon Hatarssi Street  
PO Box 13056  
61130 Tel Aviv  
Tel. (972-3) 546 14 23  
Fax (972-3) 546 14 42  
e-mail: royil@netvision.net.il

Sub-agent for the Palestinian Authority:

**Index Information Services**

PO Box 19502  
Jerusalem  
Tel. (972-2) 27 16 34  
Fax (972-2) 27 12 19

**EGYPT**

**The Middle East Observer**

41, Sherif Street  
Cairo  
Tel. (20-2) 39 26 919  
Fax (20-2) 39 39 732

**UNITED STATES OF AMERICA**

**Unipub**

4611 F Assembly Drive  
MD20706 Lanham  
Tel. (800) 274-4888 (toll free telephone)  
Fax (800) 865-3450 (toll free fax)

**CANADA**

Uniquement abonnements:  
Subscriptions only:

**Renouf Publishing Co. Ltd**

1294 Algoma Road  
K1B 3W8 Ottawa, Ontario  
Tel. (1-613) 741 73 33  
Fax (1-613) 741 54 39  
e-mail: renouf@fox.nstn.ca  
For monographs see: Unipub

**AUSTRALIA**

**Hunter Publications**

PO Box 404  
3167 Abbotsford, Victoria  
Tel. (3) 9417 53 61  
Fax (3) 9419 71 54

**JAPAN**

**PSI-Japan**

Kyoku Dome, Tokyo Kojimachi P.O.  
Tokyo 102  
Tel. (81-3) 3234 69 21  
Fax (81-3) 3234 69 15  
e-mail: psijapan@gol.com  
URL: www.psi-japan.com

**SOUTH AND EAST ASIA**

**Legal Library Services Limited**

Orchard  
PO Box 0523  
912318 Singapore  
Tel. (65) 243 24 98  
Fax (65) 243 24 79  
e-mail: elaine@leg-liby.demon.co.uk

**SOUTH AFRICA**

**Satto**

5th Floor Export House,  
CNR Maude & West Streets  
PO Box 782 706  
2146 Sandton  
Tel. (27-11) 883 37 37  
Fax (27-11) 883 65 69

**ANDERE LANDER  
OTHER COUNTRIES  
AUTRES PAYS**

Bitte wenden Sie sich an ein Büro Ihrer Wahl  
Please, address yourself to the sales office of your choice  
Veuillez vous adresser au bureau de vente de votre choix

Price (excluding VAT) in Luxembourg: ECU 36

ISBN 92-827-8582-3



OFFICE FOR OFFICIAL PUBLICATIONS  
OF THE EUROPEAN COMMUNITIES

L-2985 Luxembourg



9 789282 785829 >