



**LØNSTRUKTUREN INDEN FOR HANDEL,  
BANKER OG FORSIKRINGSVÆSEN I 1974**

**GEHALTS- UND LOHNSTRUKTUR IM GROSS- UND EINZEL-  
HANDEL, IM BANK- UND VERSICHERUNGSGEWERBE IN 1974**

**STRUCTURE OF EARNINGS IN WHOLESALE AND RETAIL  
DISTRIBUTION, BANKING AND INSURANCE IN 1974**

**STRUCTURE DES SALAIRES DANS LE COMMERCE,  
LES BANQUES ET LES ASSURANCES EN 1974**

**STRUTTURA DELLE RETRIBUZIONI NEL COMMERCIO,  
NELLE BANCHE E NELLE ASSICURAZIONI NEL 1974**

**LOONSTRUCTUUR IN DE SECTOREN HANDEL,  
BANKEN EN VERZEKERINGEN IN 1974**



**DE EUROPÆISKE FÆLLESSKABERS STATISTISKE KONTOR  
STATISTISCHES AMT DER EUROPÄISCHEN GEMEINSCHAFTEN  
STATISTICAL OFFICE OF THE EUROPEAN COMMUNITIES  
OFFICE STATISTIQUE DES COMMUNAUTÉS EUROPÉENNES  
ISTITUTO STATISTICO DELLE COMUNITÀ EUROPEE  
BUREAU VOOR DE STATISTIEK DER EUROPESE GEMEENSCHAPPEN**

Luxembourg-Kirchberg, Boîte postale 1907 — Tél. 43011 Télex: Comeur Lu 3423  
1049 Bruxelles, Bâtiment Berlaymont, Rue de la Loi 200 (Bureau de liaison) — Tél. 735 80 40

Denne publikation kan fås gennem de salgssteder, som er nævnt på omslagets tredje side i dette hæfte.

Diese Veröffentlichung ist bei den auf der dritten Umschlagseite aufgeführten Vertriebsbüros erhältlich.

This publication is obtainable from the sales offices mentioned on the inside back cover.

Pour obtenir cette publication, prière de s'adresser aux bureaux de vente dont les adresses sont indiquées à la page 3 de la couverture.

Per ottenere questa pubblicazione, si prega di rivolgersi agli uffici di vendita i cui indirizzi sono indicati nella 3<sup>a</sup> pagina della copertina.

Deze publikatie is verkrijgbaar bij de verkoopkantoren waarvan de adressen op blz. 3 van het omslag vermeld zijn.

**LØNSTRUKTUREN INDEN FOR HANDEL,  
BANKER OG FORSIKRINGSVÆSEN I 1974**

**GEHALTS- UND LOHNSTRUKTUR IM GROSS- UND EINZELHANDEL,  
IM BANK- UND VERSICHERUNGSGEWERBE IN 1974**

**STRUCTURE OF EARNINGS IN WHOLESALE AND RETAIL  
DISTRIBUTION, BANKING AND INSURANCE IN 1974**

**STRUCTURE DES SALAIRES DANS LE COMMERCE,  
LES BANQUES ET LES ASSURANCES EN 1974**

**STRUTTURA DELLE RETRIBUZIONI NEL COMMERCIO,  
NELLE BANCHE E NELLE ASSICURAZIONI NEL 1974**

**LOONSTRUCTUUR IN DE SECTOREN HANDEL,  
BANKEN EN VERZEKERINGEN IN 1974**

## **9 - France**

**Specialserie - Sonderreihe - Special series - Série spéciale - Serie speciale - Speciale serie**

Manuscript completed in June 1978

Manuscrit terminé en juin 1978





## Rettelse

I alle publikationerne i denne serie indeholder tabellerne A 6, som vedrører lønmodtagernes gennemsnitsalder (M) og variationskoefficienten (CV), systematisk fejlagtige oplysninger, som det er muligt at korrigere ved at erstatte M med  $M + 2$  og CV med  $\frac{M}{M + 2} \cdot CV$ .

Eksempel: hvis  $M = 40,6$  og  $CV = 22,8$

er de korrekte oplysninger henholdsvis

for M:  $40,6 + 2 = 42,6$

og for CV:  $\frac{40,6}{40,6 + 2} \cdot 22,8 = 22,7$

## Berichtigung

In allen Veröffentlichungen dieser Reihe enthalten die Tabellen A 6 über das Durchschnittsalter der Beschäftigten (M = Mittelwert) und dessen Variationskoeffizienten (VK) systematisch fehlerhafte Daten, die durch Ersetzen von M

durch  $M + 2$  und VK durch  $\frac{M}{M + 2} \cdot VK$  berichtigt werden können.

Beispiel: wenn  $M = 40,6$  und  $VK = 22,8$

so ergeben sich folgende korrekte Daten

für M:  $40,6 + 2 = 42,6$

und für VK:  $\frac{40,6}{40,6 + 2} \cdot 22,8 = 22,7$ .

## Corrigendum

In all the publications of this series, the A/6 Tables dealing with the mean age (M) of employees and its coefficient of variation (CV) contain consistently inaccurate data which can be corrected by replacing M with  $M + 2$  and CV with

$\frac{M}{M + 2} \cdot CV$ .

Example: if  $M = 40.6$  and  $CV = 22.8$

the correct data are respectively

for M:  $40.6 + 2 = 42.6$

and for CV:  $\frac{40.6}{40.6 + 2} \cdot 22.8 = 22.7$

### Corrigendum

Dans toutes les publications de cette série, les tableaux A 6 qui concernent l'âge moyen des salariés (M) et son coefficient de variation (CV), contiennent des données systématiquement erronées qu'il est possible de rectifier en remplaçant M par  $M + 2$ , et CV par  $\frac{M}{M + 2} \cdot CV$ .

Exemple: si  $M = 40,6$  et  $CV = 22,8$ ,

les données correctes sont respectivement

pour M:  $40,6 + 2 = 42,6$

et pour CV:  $\frac{40,6}{40,6 + 2} \cdot 22,8 = 22,7$

### Errata corrige

In tutte le pubblicazioni della presente serie le tabelle A 6 concernenti l'età media dei salariati (M) e il coefficiente di variazione della stessa (CV), contengono dati sistematicamente erronei che è possibile rettificare sostituendo M con  $M + 2$  e CV con  $\frac{M}{M + 2} \cdot CV$ .

Esempio: se  $M = 40,6$  e  $CV = 22,8$

i dati corretti sono rispettivamente

per M:  $40,6 + 2 = 42,6$

e per CV:  $\frac{40,6}{40,6 + 2} \cdot 22,8 = 22,7$

### Corrigendum

In alle publikaties van deze reeks bevatten de tabellen A 6 betreffende de gemiddelde leeftijd van de werknemers (M) en de variatiecoëfficiënt hiervan (CV) stelselmatig foutieve gegevens. Deze kunnen worden gecorrigeerd door M te vervaangen door  $M + 2$ , en CV door  $\frac{M}{M + 2} \cdot CV$ .

Voorbeeld: Indien  $M = 40,6$  en  $CV = 22,8$

zijn de correcte gegevens respectievelijk:

M :  $40,6 + 2 = 42,6$

CV :  $\frac{40,6}{40,6 + 2} \cdot 22,8 = 22,7$ .

## INTRODUCTION

This special series in the publications of the Statistical Office of the European Communities contains the results of the first Community survey on the structures and breakdown of earnings in wholesale and in retail trade, banking and insurance in the nine Member States.

The aims and principles, the methods and definitions on which the survey is based have been worked out at Community level in collaboration with experts representing the governments and the employers' and the trade union organizations of member countries. Full details have been published in the first volume of the series which serves as a reference for the methodology employed in all the other volumes, published one for each country. Each book prints, successively for wholesale trade, for retail trade, for banks, and for insurance, five series of computer-produced tables of which three provide general results (A, B, C) and two provide detailed results (D, E). For technical reasons, it has been possible to prepare the tables and their adjacent text only in one bilingual version (English/French), but translations of the table headings into German, Italian, Dutch and Danish are to be found in Annex 3 of Volume 1 of the series.

Some tables involve a very fine breakdown of the data, and a corresponding reduction in the sample size per cell, which could impair the trustworthiness of the results. To mitigate the problem standard error has been calculated, and has been used to screen for publication all the means (earnings, age, length of service etc.) and the corresponding coefficient of variation. The figures with a standard error of 10 % or greater have not been published, but flagged with the symbol #; the figures for which the standard error is less than 5 % have been published as they are.

The present volume contains the data for France where the fieldwork was carried out through the good offices of the "Institut national de la statistique" who were responsible in particular for the collection, and checking of the data about individual persons, for the coding of the data, and its

Cette série spéciale dans les publications de l'Office statistique des Communautés européennes contient les résultats de la première enquête communautaire sur la structure et la répartition des salaires dans le commerce de gros et de détail, les banques et les assurances dans les neuf Etats membres.

Les objectifs, les principes, les méthodes et les définitions à la base de l'enquête ont été précisés au niveau communautaire en collaboration avec les experts représentant les gouvernements et les organisations patronales et syndicales des différents pays. Tous ces éléments ont été décrits dans le premier volume de la série qui a valeur de référence méthodologique pour tous les autres volumes publiés à raison d'un par pays. Chacun de ces volumes comprend, successivement pour le commerce de gros et de détail, les banques et les assurances, cinq séries de tableaux mécanographiques dont trois concernent les résultats généraux (A, B, C) et deux les résultats détaillés (D, E). Pour des raisons de caractère technique, les tableaux et les textes liminaires n'ont pu être établis qu'en version bilingue (anglais/français). Toutefois, les lecteurs d'expression allemande, italienne, néerlandaise ou danoise trouveront la traduction dans leur langue respective des intitulés des tableaux à l'annexe 3 du volume 1 de cette même série.

Certains tableaux comportant une ventilation très poussée, la fiabilité des résultats risquait d'être fortement altérée au-delà d'un certain seuil de fractionnement de l'échantillon de salariés enquêtés. Pour pallier ce risque, un programme de calcul d'erreur a été prévu pour la publication de toutes les valeurs moyennes (rémunération, âge, ancienneté, etc.) et des coefficients de variation correspondants. Les valeurs pouvant être affectées par une erreur supérieure ou égale à 10 % n'ont pas été publiées et ont été remplacées par un point; celles pour lesquelles la probabilité de l'erreur était supérieure ou égale à 5 % et inférieure à 10 % ont été publiées avec le signe #; les valeurs dont l'erreur probable était inférieure à 5 % ont été publiées telles quelles.

Le présent volume concerne la France où l'enquête sur le terrain a été réalisée par les soins de « L'Institut national de la statistique » qui s'est notamment chargé de la collecte et du contrôle des données individuelles, de leur codification et de leur transmission à l'Office statistique des Communautés

transmission to the Statistical Office of the European Communities, which arranged for the processing to derive the summary data for all Member States of the Community.

The monthly earnings refer to the month of October 1974 and the annual earnings to the year 1974; they are always expressed in French francs.

The analysis of the survey has been carried out by Mr Gérard Aubrée, Administrator in the Division "Wages and Incomes" of the Direction "Demographic and Social Statistics"; the computer processing has been organized by Mr Michel Soubies, Analyst, and Mr Claude Weber, Programmer, in the Division "Automatic Data Processing" of the Direction "Statistical Methods and Processing of Data".

européennes, ce dernier ayant assuré l'exploitation des résultats au niveau communautaire.

Les rémunérations mensuelles se réfèrent au mois d'octobre 1974 et les rémunérations annuelles à l'année 1974; elles sont toujours exprimées en francs français.

L'exploitation de l'enquête a été menée par M. Gérard Aubrée, administrateur à la division « Salaires et revenus » de la Direction des statistiques démographiques et sociales; le traitement informatique a été assuré par M. Michel Soubies, analyste, et M. Claude Weber, programmeur, à la division « Informatique » de la Direction de la méthodologie statistique et du traitement de l'information.

## Symbols and abbreviations

## Signes et abréviations

Data non-existent or not collected	—	Donnée inexistante ou non relevée
Data not published, or confidential, or relating to an undersize sample (less than 10 employees), or for which the standard error of the estimate of the mean equals or exceeds 10%	.	Donnée non publiée, couverte par le secret statistique ou concernant un échantillon trop faible (inférieur à 10 salariés) ou pour laquelle l'erreur-type de l'estimation de la moyenne est supérieure ou égale à 10 %
Data for which the standard error of the estimate of the mean lies between 5% and 10%	#	Donnée pour laquelle l'erreur-type de l'estimation de la moyenne est inférieure à 10 % et supérieure ou égale à 5 %
Data not declared	*	Donnée non déclarée
Less than (less than or equal to)	< (= <)	Inférieur à (inférieur ou égal à)
Greater than (greater than or equal to)	> (> =)	Supérieur à (supérieur ou égal à)
Mean <sup>(1)</sup>	M	Moyenne <sup>(1)</sup>
Coefficient of variation	CV	Coefficient de variation
Quantile of order $x$ ( $x = 0.10; 0.25; 0.50; 0.75; 0.90$ )	Q ( $x$ )	Quantile d'ordre $x$ ( $x = 0.10; 0.25; 0.50; 0.75; 0.90$ )
Qualification groups		Groupes de qualification
Wholesale and retail distribution		Commerce de gros et de détail
Top management personnel	1A	Personnel supérieur de direction
Management personnel and senior executives	1B	Personnel de direction et cadres supérieurs
Executives and management staff	2	Personnel d'exécution et d'encadrement
Highly skilled junior personnel	3	Personnel subalterne très qualifié
Skilled junior personnel	4	Personnel subalterne qualifié
Unskilled junior personnel	5	Personnel subalterne non qualifié
Banking		Banques
Directors, top management	1	Personnel supérieur de direction
Senior executives	2	Cadres supérieurs
Executives (junior management)	3	Personnel de conception (cadres inférieurs)
Highly qualified clerical staff	4	Personnel d'exécution très qualifié
Qualified clerical staff	5	Personnel d'exécution qualifié
Other employees	6	Autres agents
Insurance		Assurances
Managers and senior management executives	I	Dirigeants et cadres supérieurs de direction
Middle management executives	II	Cadres intermédiaires
Junior executives and personnel with equivalent qualification	III	Agents d'encadrement et assimilés
Highly skilled employees	IV	Travailleurs très qualifiés
Skilled employees	V	Travailleurs qualifiés
Other employees	VI	Autres travailleurs

(1) The averages are given in the units, and, where appropriate, in fractions of these units which are commonly used i.e.:

- in units of national currency for earnings (Deutsche Mark for FR of Germany, francs for France, Belgium and Luxembourg, gulden for the Netherlands, lire for Italy, pounds for the United Kingdom and Ireland, and kroner for Denmark).

- in years for age and length of service,
- in hours for the length of the working week.

(1) Les moyennes sont données en unités usuelles et, s'il y a lieu, en fractions d'unités, c'est-à-dire:

- en unités monétaires nationales pour les rémunérations (Deutsche Mark pour la RF d'Allemagne, franc pour la France, la Belgique et le Luxembourg, florin pour les Pays-Bas, lire pour l'Italie, livre pour le Royaume-Uni et l'Irlande, et couronne pour le Danemark).
- en années pour l'âge et l'ancienneté de service,
- en heures pour l'horaire de travail.



## List of tables (1)

	Page			
	Distribution Commerce	Banking Banques	Insurance Assurances	
PRELIMINARY TABLE	9	9	9	TABLEAU PRÉLIMINAIRE
Distribution of employees with earnings higher than ..... according to activity, sex and qualification				Distribution par activité, sexe et qualification des salariés, dont la rémunération est supérieure à .....
SERIES A				SÉRIE A
Distribution of employees according to activity, sex,				Distribution des salariés selon l'activité, le sexe,
A1 <i>qualification,</i>	12	346	422	A1 <i>la qualification,</i>
A2 <i>size of enterprise,</i>	18	348	424	A2 <i>la taille de l'entreprise,</i>
A3 <i>age,</i>	24	350	426	A3 <i>l'âge,</i>
A4 <i>length of service in enterprise,</i>	30	352	428	A4 <i>l'ancienneté dans l'entreprise,</i>
A5 <i>system of payment,</i>	32	352	428	A5 <i>le système de rémunération,</i>
and type of employment				et le régime de travail
Mean and coefficient of variation of				Moyenne et coefficient de variation de
A6 <i>age,</i>	34	354	430	A6 <i>l'âge,</i>
A7 <i>length of service in enterprise,</i>	40	356	432	A7 <i>l'ancienneté dans l'entreprise,</i>
according to activity, sex, qualification and type of employment				selon l'activité, le sexe, la qualification et le régime de travail
Distribution of employees according to activity, sex,				Distribution des salariés selon l'activité, le sexe,
A8 <i>scheduled working week</i>	46	358	434	A8 <i>l'horaire hebdomadaire de travail</i>
and type of employment				et le régime de travail
Mean and coefficient of variation of				Moyenne et coefficient de variation de
A9 <i>scheduled working week</i>	48	358	434	A9 <i>l'horaire hebdomadaire de travail</i>
according to activity, sex, qualification and type of employment				selon l'activité, le sexe, la qualification et le régime de travail
SERIES B				SÉRIE B
Distribution of employees according to activity, sex,				Distribution des salaires selon l'activité, le sexe,
B1 <i>bonuses percentage</i>	54	362	438	B1 <i>le pourcentage de primes</i>
and type of employment				et le régime de travail
Mean and coefficient of variation of				Moyenne et coefficient de variation du
B2 <i>bonuses percentage</i>	56	362	438	B2 <i>pourcentage de primes</i>
according to activity, sex and <i>size of enterprise</i>				selon l'activité, le sexe et <i>la taille de l'entreprise</i>
Mean and coefficient of variation of				Moyenne et coefficient de variation du
B3 <i>bonuses percentage</i>	58	364	440	B3 <i>pourcentage de primes</i>
according to activity, sex, qualification and <i>type of employment</i>				selon l'activité, le sexe, la qualification et le régime de travail
SERIES C				SÉRIE C
Mean and coefficient of variation of				Moyenne et coefficient de variation de
C1 <i>gross monthly pay corrected</i>	66	368	444	C1 <i>la rémunération mensuelle brute corrigée</i>
of <i>full-time</i> employees according to activity, sex and qualification				des salariés à <i>temps plein</i> selon l'activité, le sexe et la qualification

(1) Where the page numbers in the middle columns are replaced by the symbol (-), the corresponding table is not printed, either because it has no point, or because it is not available, or because it gives no more information than the preceding tables. Where the page number is accompanied by the letter (p), the corresponding table is printed only in part, for the same reasons.

(1) Lorsque, dans les colonnes médianes, la pagination est remplacée par le signe (-), le tableau correspondant n'est pas publié parce que sans objet, ou non disponible, ou non porteur d'informations supplémentaires par rapport aux tableaux précédents; lorsque la pagination est accompagnée de la lettre (p), le tableau correspondant n'est publié que partiellement, pour les mêmes raisons.

## List of tables (continued)

## Page

## Liste des tableaux (suite)

	Distribution Commerce	Banking Banques	Insurance Assurances	
Index of C2 <i>mean gross monthly pay corrected</i> of <i>full-time</i> employees according to activity, sex and qualification	68	368	444	Indice de C2 <i>la rémunération mensuelle brute corrigée</i> <i>moyenne</i> des salariés à <i>temps plein</i> selon l'activité, le sexe et la qualification
Mean and coefficient of variation of C3 <i>gross annual pay</i> of <i>full-time</i> employees according to activity, sex and qualification	70	370	446	Moyenne et coefficient de variation de C3 <i>la rémunération annuelle brute</i> des salariés à <i>temps plein</i> selon l'activité, le sexe et la qualification
Index of C4 <i>mean gross annual pay</i> of <i>full-time</i> employees according to activity, sex and qualification	72	370	446	Indice de C4 <i>la rémunération annuelle brute moyenne</i> des salariés à <i>temps plein</i> selon l'activité, le sexe et la qualification
Distribution of <i>full-time</i> employees according to C5 <i>gross monthly pay corrected</i> C6 <i>gross annual pay</i> by activity, sex and qualification	74 86	372 374	448 448	Distribution des salariés à <i>temps plein</i> selon C5 <i>la rémunération mensuelle brute corrigée</i> C6 <i>la rémunération annuelle brute</i> par activité, sexe et qualification
Quantiles of distribution of <i>full-time</i> employees according to C7 <i>gross monthly pay corrected</i> , <i>gross annual pay</i> by activity, sex and qualification	98 99	376 377	450 451	Quantiles de la distribution des salariés à <i>temps</i> <i>plein</i> selon C7 <i>la rémunération mensuelle brute corrigée</i> , <i>la rémunération annuelle brute</i> par activité, sexe et qualification
Mean and coefficient of variation of C8 <i>gross monthly pay corrected</i> of <i>part-time</i> employees according to activity, sex and qualification	110	378	452	Moyenne et coefficient de variation de C8 <i>la rémunération mensuelle brute corrigée</i> des salariés à <i>temps partiel</i> selon l'activité, le sexe et la qualification
Index of C9 <i>mean gross monthly pay corrected</i> of <i>part-time</i> employees according to activity, sex and qualification	112	378	452	Indice de C9 <i>la rémunération mensuelle brute corrigée</i> <i>moyenne</i> des salariés à <i>temps partiel</i> selon l'activité, le sexe et la qualification
Mean and coefficient of variation of C10 <i>gross annual pay</i> of <i>part-time</i> employees according to activity, sex and qualification	114	380	454	Moyenne et coefficient de variation de C10 <i>la rémunération annuelle brute</i> des salariés à <i>temps partiel</i> selon l'activité, le sexe et la qualification
Index of C11 <i>mean gross annual pay</i> of <i>part-time</i> employees according to activity, sex and qualification	116	380	454	Indice de C11 <i>la rémunération annuelle brute moyenne</i> des salariés à <i>temps partiel</i> selon l'activité, le sexe et la qualification
<b>SERIES D</b>				<b>SÉRIE D</b>
Distribution of employees according to activity, sex and qualification D1 <i>size of enterprise</i> , D2 <i>age</i> , D3 <i>length of service in enterprise</i> , D4 <i>system of payment</i> , and type of employment	120 132 144 156	384 386 388 390	458 458 460 460	Distribution des salariés selon l'activité, le sexe et la qualification D1 <i>la taille de l'entreprise</i> , D2 <i>l'âge</i> , D3 <i>l'ancienneté dans l'entreprise</i> , D4 <i>le système de rémunération</i> , et le régime de travail
Mean and coefficient of variation of D5 <i>gross monthly pay corrected</i> of <i>full-time</i> employees according to activity, sex, qualification and <i>size of enterprise</i>	168	392	462	Moyenne et coefficient de variation de D5 <i>la rémunération mensuelle brute corrigée</i> des salariés à <i>temps plein</i> selon l'activité, le sexe, la qualification et la <i>taille de l'entreprise</i>

**List of tables (continued)**

	Page		
	Distribution Commerce	Banking Banques	Insurance Assurances
Index of D6 <i>mean gross monthly pay corrected</i> of full-time employees according to activity, sex, qualification and <i>size of enterprise</i>	180	394	462
Mean and coefficient of variation of D7 <i>gross monthly pay corrected</i> of full-time employees according to activity, sex, qualification and <i>age</i>	192	396	464
Index of D8 <i>mean gross monthly pay corrected</i> of full-time employees according to activity, sex, qualification and <i>age</i>	204	398	464
Mean and coefficient of variation of D9 <i>gross monthly pay corrected</i> of full-time employees according to activity, sex, qualification and <i>length of service in enterprise</i>	216	400	466
Index of D10 <i>mean gross monthly pay corrected</i> of full-time employees according to activity, sex, qualification and <i>length of service in enterprise</i>	228	402	466
Mean and coefficient of variation of D11 <i>gross monthly pay corrected</i> of full-time employees according to activity, sex, qualification and <i>system of payment</i>	240	404	—
Index of D12 <i>mean gross monthly pay corrected</i> of full-time employees according to activity, sex, qualification and <i>system of payment</i>	252	406	—
<b>SERIES E</b>			
Distribution of employees according to activity, sex, qualification, E1 <i>region</i> and type of employment	266	410	470
Mean and coefficient of variation of E2 <i>gross monthly pay corrected</i> of full-time employees according to activity, sex, qualification and <i>region</i>	302	416	474
Index of E3 <i>mean gross monthly pay corrected</i> of full-time employees according to activity, sex, qualification and <i>region</i>	314	418	474

**Liste des tableaux (suite)**

Indice de D6 <i>la rémunération mensuelle brute corrigée moyenne</i> des salariés à temps plein selon l'activité, le sexe, la qualification et la <i>taille de l'entreprise</i>	
Moyenne et coefficient de variation de D7 <i>la rémunération mensuelle brute corrigée</i> des salariés à temps plein selon l'activité, le sexe, la qualification et <i>l'âge</i>	
Indice de D8 <i>la rémunération mensuelle brute corrigée moyenne</i> des salariés à temps plein selon l'activité, le sexe, la qualification et <i>l'âge</i>	
Moyenne et coefficient de variation de D9 <i>la rémunération mensuelle brute corrigée</i> des salariés à temps plein selon l'activité, le sexe, la qualification et <i>l'ancienneté dans l'entreprise</i>	
Indice de D10 <i>la rémunération mensuelle brute corrigée moyenne</i> des salariés à temps plein selon l'activité, le sexe, la qualification et <i>l'ancienneté dans l'entreprise</i>	
Moyenne et coefficient de variation de D11 <i>la rémunération mensuelle brute corrigée</i> des salariés à temps plein selon l'activité, le sexe, la qualification et <i>le système de rémunération</i>	
Indice de D12 <i>la rémunération mensuelle brute corrigée moyenne</i> des salariés à temps plein selon l'activité, le sexe, la qualification et <i>le système de rémunération</i>	
<b>SÉRIE E</b>	
Distribution des salariés selon l'activité, le sexe, la qualification, E1 <i>la région</i> et le régime de travail	
Moyenne et coefficient de variation de E2 <i>la rémunération mensuelle brute corrigée</i> des salariés à temps plein selon l'activité, le sexe, la qualification et <i>la région</i>	
Indice de E3 <i>la rémunération mensuelle brute corrigée moyenne</i> des salariés à temps plein selon l'activité, le sexe, la qualification et <i>la région</i>	

N.B. For wholesale and retail distribution there are extra tables relating to sub-divisions of qualification groups 3 and 4.

N.B. Pour le commerce de gros et de détail, on trouvera en complément et en annexe, des précisions et des tableaux relatifs à une subdivision des groupes de qualification 3 et 4 en sous-groupes.

Preliminary table

Tableau préliminaire

Employees with a gross monthly pay higher than 20 000 French francs as a percentage of all employees, according to activity, sex and qualification

Salariés, dont la rémunération mensuelle brute est supérieure à 20 000 francs français en proportion de l'ensemble des salariés, par activité, sexe et qualification

(%)


(%)

ACTIVITY	NACE	SEX	QUALIFICATION							SEXE	NACE	ACTIVITÉ	
			1A	1B	2	3	4	5	TOG ENS.				
AGRIC. PRIMARY PROD., LIVESTOCK, TEXT.	611	M	3.6	-	-	-	-	-	-	0.2	M	611	MAT. PREM. AGR., ANIMAUX, TEXTILES
		F	3.5	-	-	-	-	-	-	0.1	F		
		T	9.7	0.4	-	-	-	-	-	0.4	T	612	COMBUSTIBLES, MINERAIS PR. CHIMIQUES
FUELS, ORES, INDUSTRIAL CHEMICALS	612	M	-	-	-	-	-	-	-	-	M		
		F	9.6	0.3	-	-	-	-	-	0.3	F	613	BOIS, MATERIAUX DE CONSTR.
TIMBER, BUILDING MATERIALS	613	M	4.1	-	-	-	-	-	-	0.2	M		
		F	3.8	-	-	-	-	-	-	0.2	F	614	MACHINES, VEHICULES
MACHINERY, EQUIPMENT, VEHICLES	614	M	4.0	0.4	-	-	-	-	-	0.2	M		
		F	3.7	0.4	-	-	-	-	-	0.2	F	615	MEUBLES, ART. MENAGERS, QUINCAILLERIE
FURNITURE, HSEHD. GOODS, HARDWARE	615	M	5.2	0.1	-	-	-	-	-	0.2	M		
		F	4.8	0.1	-	-	-	-	-	0.1	F	616	TEXTILE, HABILLEMENT, CHAUSSURES
TEXTILES, CLOTHING, FOOTWR., LEATHERWARE	616	M	5.9	1.1	-	-	-	-	-	0.6	M		
		F	5.3	0.8	-	-	-	-	-	0.3	F	617	PRODUITS ALIM., BOISSONS, TABAC
FOOD, DRINK, TOBACCO	617	M	6.1	0.6	-	-	-	-	-	0.3	M		
		F	-	3.1	-	-	-	-	-	0.2	F	617.6	PRODUITS DU TABAC
TOBACCO PRODUCTS	617.6	M	5.8	0.9	-	-	-	-	-	0.2	M		
		F	-	-	-	-	-	-	-	-	F	618	PR. PHARM., MEDICAUX, D'ENTRETIEN
PHARMACEUTICAL, MEDICAL GDS., CLEANING MAT.	618	M	5.1	-	-	-	-	-	-	0.2	M		
		F	4.9	-	-	-	-	-	-	0.1	F	618.1	PRODUITS PHARM.
PHARMACEUTICALS	618.1	M	-	-	-	-	-	-	-	-	M		
		F	-	-	-	-	-	-	-	-	F	619	AUTRES COMMERCE DE GROS
OTHER WHOLESALE DISTRIBUTION	619	M	5.0	-	-	-	-	-	-	0.4	M		
		F	5.0	-	-	-	-	-	-	0.2	F	619.1/2	PAPIER, LIVRES, JOURNAUX
PAPER, BOOKS, STATIONERY, NEWSPAPERS	619.1/2	M	7.7	-	-	-	-	-	-	0.6	M		
WHOLESALE TRADE	61	M	7.0	-	-	-	-	-	-	0.4	M		
		F	5.5	0.4	0.0	-	-	-	-	0.2	F	61	COMMERCE DE GROS
		T	5.2	0.6	-	-	-	-	-	0.0	T	641/642	PR. ALIMENTAIRES, BOISSONS, TABAC
FOOD, DRINK, TOBACCO	641/642	M	5.2	0.4	0.0	-	-	-	-	0.2	M		
		F	2.0	-	-	-	-	-	-	0.0	F	643	PHARMACIES
DISPENSING CHEMISTS	643	M	1.8	-	-	-	-	-	-	0.0	M		
		F	-	-	-	-	-	-	-	-	F	644	ART. MEDICAUX, PRODUITS D'ENTRETIEN
MEDICAL GOODS, COSMETICS, CLEANING, MAT.	644	M	-	-	-	-	-	-	-	-	M		
		F	5.4	-	-	-	-	-	-	0.1	F	645	ARTICLES D'HABILLEMENT
CLOTHING	645	M	2.7	-	-	-	-	-	-	0.4	M		
		F	2.5	-	-	-	-	-	-	0.1	F	646	CHAUSSURES, MAROQUINERIE
FOOTWEAR, LEATHER GOODS	646	M	4.7	-	-	-	-	-	-	0.6	M		
		F	3.7	-	-	-	-	-	-	0.1	F	647	TISSUS D'AMEUBLEMENT
FURN. FABRICS, HOUSEHOLD TEXTILES	647	M	-	-	-	-	-	-	-	-	M		
		F	-	-	-	-	-	-	-	-	F	648/649	EQUIPEMENT DU FOYER
HOUSEHOLD FITMENTS, APPLIANCES	648/649	M	4.5	0.9	-	-	-	-	-	0.2	M		
		F	4.3	0.7	-	-	-	-	-	0.2	F	653	LIVRES, JOURN., PAPIER, EQ. BUREAU
BOOKS, NEWSPRS., STATIONERY, OFFICE SUPPS.	653	M	3.4	-	-	-	-	-	-	0.3	M		
		F	4.3	-	-	-	-	-	-	0.2	F	654/655	AUTRES COMMERCE DE DETAIL
OTHER RETAIL DISTRIBUTION	654/655	M	2.1	-	-	-	-	-	-	0.2	M		
		F	1.9	-	-	-	-	-	-	0.1	F	656	PRODUITS DIVERS NON ALIMENT.
VARIOUS NON-FOOD PRODUCTS	656	M	4.3	-	-	-	-	-	-	0.1	M		
		F	4.7	-	-	-	-	-	-	0.1	F	64/653-656	COMMERCE DE DETAIL
RETAIL TRADE	64/653-656	M	3.3	0.2	-	-	-	-	-	0.1	M		
		F	2.6	-	-	-	-	-	-	0.0	F		
		T	3.2	0.1	-	-	-	-	-	0.1	T		
				2	3	4	5	6		TOG ENS.			
CREDIT INSTS. WITH STAFF OF CIV. SERV. STATUS		M	-	-	-	-	-	-	-	-	M		INST. DE CREDIT DONT PERSONNEL ASS. FONCT.
		F	-	-	-	-	-	-	-	-	F		
		T	-	-	-	-	-	-	-	-	T		
CREDIT INSTS. WITH STAFF OF COLL. AGRT. STATUS		M	3.2	0.1	-	-	-	-	-	0.2	M		INST. DE CREDIT DONT PERSONNEL BEN. CONV. COLLECT.
		F	3.1	0.1	-	-	-	-	-	0.1	F		
CREDIT INSTS. WITH STAFF OF OTHER STATUS		M	1.3	-	-	-	-	-	-	0.1	M		INST. DE CREDIT DONT PERSONNEL AUTRES STATUTS
		F	1.2	-	-	-	-	-	-	0.0	F	812/813	INSTITUTIONS DE CREDIT
CREDIT INSTITUTIONS	812/813	M	2.9	0.1	-	-	-	-	-	0.1	M		
		F	2.8	0.1	-	-	-	-	-	0.1	F		
		T											
				I	II	III	IV	V	VI	TOG ENS.			
INSURANCE	82	M	5.9	1.7	-	-	-	-	-	0.4	M	82	ASSURANCES
		F	-	-	-	-	-	-	-	-	F		
		T	5.6	1.5	-	-	-	-	-	0.2	T		





**Wholesale and retail distribution**  
**Commerce de gros et de détail**



**Series A**  
**Série A**

TAB.A1

EMPLOYEES ACCORDING TO ACTIVITY, SEX,  
QUALIFICATION AND TYPE OF EMPLOYMENT  
TYPE OF EMPLOYMENT: FULL-TIME

(THOUSANDS)

(MILLIERS)

ACTIVITY	NACE	SEX	QUALIFICATION						TOG. ENS.	
			1A	1B	2	3	4	5		(*)
AGRIC. PRIMARY	611	M	0.9	1.0	2.3	2.4	5.1	4.1	-	15.8
PROD. LIVE-		F	-	0.1	0.2	0.8	2.2	1.0	-	4.4
STOCK, TEXT.		T	0.9	1.2	2.5	3.2	7.3	5.1	-	20.2
FUELS, ORES,	612	M	1.7	6.4	9.3	9.2	15.2	9.6	-	51.4
INDUSTRIAL		F	-	0.5	1.3	3.7	7.5	2.5	-	15.6
CHEMICALS		T	1.7	6.9	10.6	12.9	22.7	12.1	-	66.9
TIMBER, BUILDING	613	M	1.6	2.7	4.2	6.8	12.2	9.0	-	36.5
MATERIALS		F	0.1	0.3	0.4	1.7	4.7	1.6	-	8.8
		T	1.7	3.0	4.6	8.5	16.9	10.5	-	45.3
MACHINERY,	614	M	3.3	10.0	17.1	13.5	25.8	9.0	-	78.7
EQUIPMENTS,		F	0.3	0.8	1.6	5.3	12.2	4.3	-	24.5
VEHICLES		T	3.6	10.9	18.7	18.8	38.0	13.2	-	103.2
FURNITURE, HSEHD.	615	M	2.2	6.7	12.9	10.4	18.0	7.6	-	57.8
GOODS,		F	0.2	0.8	1.3	4.9	12.7	5.0	-	24.9
HARDWARE		T	2.4	7.5	14.2	15.2	30.7	12.7	-	82.7
TEXTILES, CLOTH-	616	M	0.7	1.3	2.0	1.1	2.2	1.5	-	8.8
ING, FOOTWR.		F	0.1	0.4	0.7	1.6	4.0	3.0	-	9.8
LEATHERWARE		T	0.8	1.6	2.7	2.7	6.2	4.5	-	18.6
FOOD, DRINK,	617	M	4.1	6.6	11.1	12.6	42.5	21.8	-	98.6
TOBACCO		F	0.2	0.7	1.4	3.9	16.9	18.2	-	41.3
		T	4.3	7.3	12.4	16.5	59.4	40.0	-	139.9
TOBACCO	617.6	M	-	-	-	-	-	-	-	-
PRODUCTS		F	-	-	-	-	-	-	-	-
		T	-	-	-	-	-	-	-	-
PHARMACEUTICAL,	618	M	0.7	1.4	3.0	1.7	5.8	1.9	-	14.5
MEDICAL GDS.,		F	0.1	0.3	0.8	1.4	8.6	3.5	-	14.6
CLEANING MAT.		T	0.7	1.7	3.8	3.1	14.3	5.4	-	29.2
PHARMACEUTICALS	618.1	M	0.2	0.4	0.7	0.4	3.2	0.6	-	5.4
		F	-	0.1	0.4	0.4	6.1	2.3	-	9.3
		T	0.2	0.5	1.1	0.8	9.3	2.8	-	14.6
OTHER WHOLESALE	619	M	0.8	1.3	2.5	1.2	2.5	1.7	-	10.0
DISTRIBUTION		F	0.1	0.3	0.6	1.2	3.4	2.3	-	7.9
		T	0.9	1.6	3.2	2.4	5.8	4.0	-	17.8
PAPER, BOOKS,	619.1/2	M	0.3	0.4	0.8	0.4	0.8	0.5	-	3.2
STATIONERY,		F	0.0	0.1	0.2	0.4	0.9	0.4	-	1.9
NEWSPAPERS		T	0.3	0.5	1.0	0.8	1.7	0.9	-	5.1
WHOLESALE TRADE	61	M	16.0	37.4	64.4	59.0	129.2	66.1	-	372.0
		F	1.1	4.2	8.5	24.4	72.2	41.5	-	151.9
		T	17.1	41.6	72.9	83.4	201.4	107.6	-	523.9
FOOD, DRINK,	641/642	M	1.5	5.3	19.4	13.3	32.5	19.0	-	91.1
TOBACCO		F	0.1	0.9	7.0	12.8	44.3	42.3	-	107.4
		T	1.7	6.2	26.4	26.0	76.8	61.3	-	198.4
DISPENSING	643	M	0.1	0.2	0.2	0.2	0.2	0.2	-	1.1
CHEMISTS		F	0.1	0.2	0.2	0.4	1.0	0.6	-	2.4
		T	0.1	0.4	0.4	0.7	1.2	0.7	-	3.6
MEDICAL GOODS,	644	M	0.2	0.3	0.8	0.4	1.1	0.4	-	3.2
COSMETICS,		F	0.1	0.1	0.6	0.7	1.5	0.8	-	3.8
CLEANING MAT.		T	0.2	0.4	1.5	1.1	2.6	1.2	-	7.1
CLOTHING	645	M	1.1	1.3	1.7	1.6	3.0	1.6	-	10.3
		F	0.2	0.6	1.9	3.0	13.0	7.7	-	26.5
		T	1.3	1.9	3.6	4.7	16.0	9.3	-	36.8
FOOTWEAR,	646	M	0.3	0.6	0.4	0.1	0.4	0.4	-	2.2
LEATHER GOODS		F	0.1	0.2	0.7	0.8	3.3	2.2	-	7.3
		T	0.4	0.8	1.1	0.9	3.7	2.6	-	9.5
FURN. FABRICS,	647	M	0.1	0.2	0.2	0.2	0.6	0.1	-	1.4
HOUSEHOLD		F	0.0	0.0	0.1	0.2	1.0	0.4	-	1.8
TEXTILES		T	0.1	0.2	0.3	0.4	1.6	0.5	-	3.2
HOUSEHOLD	648/649	M	1.6	2.6	5.6	6.0	17.2	6.0	-	38.9
FITMENTS,		F	0.2	0.6	1.3	3.0	7.6	4.4	-	17.2
APPLIANCES		T	1.8	3.1	6.9	9.1	24.8	10.4	-	56.1
BOOKS, NEWSPRS.,	653	M	0.4	0.6	2.4	0.6	1.9	0.9	-	7.0
STATIONERY,		F	0.1	0.3	2.2	0.8	2.9	1.7	-	8.0
OFFICE SUPPS.		T	0.5	0.9	4.6	1.5	4.8	2.6	-	15.0
OTHER RETAIL	654/655	M	0.7	0.6	0.9	1.1	3.4	1.6	-	8.3
DISTRIBUTION		F	0.1	0.2	0.4	1.0	2.5	1.6	-	5.8
		T	0.8	0.8	1.3	2.0	6.0	3.2	-	14.1
VARIOUS NON-FOOD	656	M	0.8	2.9	3.6	3.3	7.4	5.3	-	23.3
PRODUCTS		F	0.1	2.3	4.6	8.4	20.4	15.6	-	51.4
		T	0.9	5.2	8.3	11.7	27.8	20.9	-	74.7
RETAIL TRADE	64/653-658	M	6.8	14.6	35.4	26.9	67.7	35.5	-	186.9
		F	1.2	5.4	19.1	31.2	97.4	77.4	-	231.7
		T	8.0	20.0	54.4	58.1	165.2	112.9	-	418.6

TAB.A1

SALARIES SELON L ACTIVITE, LE SEXE, LA QUALIFICATION ET LE REGIME DE TRAVAIL

REGIME DE TRAVAIL: TEMPS PLEIN

(%)

(%)

QUALIFICATION								TOG. ENS.	S E X E	NACE	ACTIVITE
1A	1B	2	3	4	5	(*)					
5.5	6.5	14.6	15.2	32.3	25.9	-	100.0	M	611	MAT. PREM. AGR., ANIMAUX.	
3.2	5.3	15.3	18.1	49.4	23.4	-	100.0	F		TEXTILES	
4.4	5.0	12.5	15.8	36.1	25.4	-	100.0	M	612	COMBUSTIBLES, MINERAIS.	
3.3	12.4	18.2	18.0	29.5	18.6	-	100.0	F		PR. CHIMIQUES	
2.6	3.2	8.4	23.7	48.2	16.3	-	100.0	M	613	BOIS, MATERIAUX DE CONSTR.	
4.4	10.3	15.9	19.3	33.9	18.1	-	100.0	F			
1.5	7.5	11.5	18.7	33.3	24.5	-	100.0	M	614	MACHINES, VEHICULES	
3.8	2.0	5.0	18.3	53.5	17.8	-	100.0	F			
4.2	6.6	10.3	18.0	37.2	23.2	-	100.0	M	615	MEUBLES, ART. MENAGERS	
1.3	12.8	21.7	17.2	32.8	11.4	-	100.0	F		QUINCAILLERIE	
3.5	3.4	6.7	21.4	48.7	17.5	-	100.0	M	616	TEXTILE, HABILLEMENT, CHAUSSURES	
3.0	10.5	18.1	18.2	36.8	12.8	-	100.0	F		PRODUITS ALIM., BOISSONS, TABAC	
0.7	11.5	22.3	17.9	31.2	13.2	-	100.0	M	617	PRODUITS DU TABAC	
2.8	3.2	5.2	19.5	51.1	20.2	-	100.0	F			
0.5	9.0	17.2	18.4	37.2	15.3	-	100.0	M	618	PR. PHARM., MEDICAMENTS, D'ENTRETIEN	
0.9	14.3	22.8	12.0	25.5	17.0	-	100.0	F	618.1	PRODUITS PHARM.	
0.0	3.7	7.3	16.8	40.6	30.9	-	100.0	M	619	AUTRES COMMERCES DE GROS	
4.5	8.7	14.6	14.4	33.5	24.3	-	100.0	F			
4.1	6.6	11.2	12.0	43.1	22.1	-	100.0	M	610.1/2	PAPIER, LIVRES, JOURNAUX	
0.5	1.7	3.3	8.4	41.0	44.1	-	100.0	F	61	COMMERCE DE GROS	
3.1	5.2	8.9	11.0	42.5	28.6	-	100.0	M	641/642	PR. ALIMENTAIRES, BOISSONS, TABAC	
-	-	-	-	-	-	-	-	F	643	PHARMACIES	
4.7	9.0	20.8	11.8	39.7	13.2	-	100.0	M	644	ART. MEDICAUX, PRODUITS D'ENTRETIEN	
0.4	2.1	5.5	9.6	58.7	23.7	-	100.0	F		ARTICLES D'HABILLEMENT	
2.5	5.8	13.1	10.7	49.2	18.5	-	100.0	M	646	CHAUSSURES, MAROQUINERIE	
2.8	6.8	12.4	7.9	59.7	10.2	-	100.0	F			
1.1	3.3	4.2	5.7	63.4	24.4	-	100.0	M	647	TISSUS D'AMEUBLEMENT	
7.0	12.0	25.5	12.0	24.8	17.1	-	100.0	F	648/649	EQUIPEMENT DU FOYER	
1.1	3.6	8.2	15.4	42.8	28.1	-	100.0	M			
4.0	6.6	17.8	13.3	32.8	22.4	-	100.0	F	653	LIVRES, JOURN., PAPIER, ED. BUREAU	
0.3	13.1	24.5	13.1	25.0	18.1	-	100.0	M	654/655	AUTRES COMMERCES DE DETAIL	
1.1	3.0	8.8	15.2	32.8	18.5	-	100.0	F			
5.0	10.0	17.3	15.9	34.7	17.8	-	100.0	M	656	PRODUITS DIVERS NON ALIMENT.	
4.3	2.8	5.8	16.1	47.5	27.3	-	100.0	F			
0.7	7.9	13.8	15.0	38.7	20.5	-	100.0	M	64/642	PR. ALIMENTAIRES, BOISSONS, TABAC	
3.3	5.0	21.3	14.8	35.7	20.9	-	100.0	F	643	PHARMACIES	
1.7	6.9	14.5	11.0	41.2	38.4	-	100.0	M	644	ART. MEDICAUX, PRODUITS D'ENTRETIEN	
0.9	3.1	13.3	13.1	38.7	30.9	-	100.0	F		ARTICLES D'HABILLEMENT	
0.9	28.2	20.3	20.9	19.0	13.6	-	100.0	M	646	CHAUSSURES, MAROQUINERIE	
3.9	7.4	7.8	18.3	40.0	23.4	-	100.0	F			
4.2	11.5	11.7	18.2	33.3	20.2	-	100.0	M	647	TISSUS D'AMEUBLEMENT	
5.3	9.3	26.0	13.4	33.3	12.0	-	100.0	F	648/649	EQUIPEMENT DU FOYER	
1.5	2.4	18.8	18.5	38.8	21.2	-	100.0	M			
3.2	5.6	21.0	18.2	36.7	17.4	-	100.0	F	653	LIVRES, JOURN., PAPIER, ED. BUREAU	
10.7	13.0	18.3	15.5	28.8	15.6	-	100.0	M	654/655	AUTRES COMMERCES DE DETAIL	
0.8	2.2	7.3	11.5	49.1	28.0	-	100.0	F			
3.7	5.2	9.8	12.8	43.4	25.3	-	100.0	M	656	PRODUITS DIVERS NON ALIMENT.	
13.0	25.0	18.8	5.9	18.0	18.3	-	100.0	F	64/653-656	COMMERCE DE DETAIL	
1.0	3.2	9.2	10.8	45.4	30.6	-	100.0	M			
9.0	8.3	11.4	9.5	38.2	27.7	-	100.0	F			
7.0	10.8	15.2	14.8	42.0	8.5	-	100.0	M			
1.2	2.6	8.6	12.0	54.4	22.2	-	100.0	F			
4.2	8.3	10.4	13.7	48.8	16.5	-	100.0	M			
4.2	8.6	14.3	15.5	44.2	15.3	-	100.0	F			
1.2	3.5	7.7	17.7	44.1	25.8	-	100.0	M			
5.3	5.0	12.3	16.1	44.2	18.5	-	100.0	F			
0.3	9.3	34.0	9.0	27.1	13.3	-	100.0	M			
1.1	3.4	27.4	18.8	36.1	21.4	-	100.0	F			
3.8	6.1	30.8	9.8	31.0	17.6	-	100.0	M			
0.1	7.6	18.8	13.1	41.4	19.2	-	100.0	F			
2.2	3.2	6.5	18.3	43.8	28.2	-	100.0	M			
5.7	5.0	6.0	14.4	42.3	22.0	-	100.0	F			
5.2	12.0	15.6	14.0	31.0	22.6	-	100.0	M			
0.3	4.4	9.0	18.4	39.6	30.3	-	100.0	F			
1.2	7.0	11.1	15.8	37.2	27.9	-	100.0	M			
5.0	7.8	18.0	14.4	36.3	18.0	-	100.0	F			
0.8	2.3	8.2	13.5	42.1	33.4	-	100.0	M			
1.0	4.8	13.0	13.0	38.5	27.0	-	100.0	F			



TAB.A1

EMPLOYEES ACCORDING TO ACTIVITY, SEX,  
QUALIFICATION AND TYPE OF EMPLOYMENT  
TYPE OF EMPLOYMENT: PART-TIME

(THOUSANDS)

(MILLIERS)

ACTIVITY	NACE	SEX	QUALIFICATION							TO6. ENS.
			1A	1B	2	3	4	5	(*)	
AGRIC. PRIMARY	611	M	0.0	0.0	0.1	-	0.2	0.3	-	0.7
PROD., LIVE-		F	-	-	-	0.0	0.2	0.5	-	0.8
STOCK, TEXT.		T	0.0	0.0	0.1	0.1	0.4	0.9	-	1.5
FUELS, ORES	612	M	0.1	-	-	0.1	0.4	0.6	-	1.2
INDUSTRIAL		F	-	-	-	0.1	0.2	0.9	-	1.3
CHEMICALS		T	0.1	0.1	-	0.1	0.6	1.5	-	2.4
TIMBER, BUILDING	613	M	0.1	0.0	-	0.0	0.1	0.3	-	0.7
MATERIALS		F	-	-	-	0.1	0.2	0.9	-	1.3
MACHINERY,		T	0.1	0.1	0.1	0.1	0.4	1.2	-	2.0
EQUIPMENTS,	614	M	0.2	0.1	0.3	0.1	0.2	0.5	-	1.3
VEHICLES		F	-	-	0.1	0.2	0.5	1.5	-	2.3
FURNITURE, HSEHD.		T	0.2	0.1	0.3	0.3	0.8	1.9	-	3.6
GOODS,	615	M	-	0.1	0.3	0.1	0.2	0.3	-	1.1
HARDWARE		F	-	-	-	0.2	0.3	1.2	-	1.8
TEXTILES, CLOTH-		T	0.0	0.1	0.4	0.3	0.5	1.5	-	2.8
ING, FOOTWR.	616	M	0.0	-	0.1	0.0	0.1	0.2	-	0.4
LEATHERWARE		F	-	-	-	0.1	0.2	0.5	-	0.9
FOOD, DRINK,		T	0.0	-	0.1	0.2	0.3	0.7	-	1.3
TOBACCO	617	M	0.1	0.1	0.3	0.3	0.8	1.4	-	3.0
		F	-	-	-	0.2	1.2	3.5	-	5.0
TOBACCO		T	0.1	0.2	0.4	0.5	2.0	4.8	-	8.0
PRODUCTS	617.6	M	-	-	-	-	-	-	-	-
		F	-	-	-	-	-	-	-	-
		T	-	-	-	-	-	-	-	-
PHARMACEUTICAL,		M	0.1	-	0.0	0.0	0.1	0.1	-	0.4
MEDICAL GOS.,	618	F	-	-	0.0	0.1	0.3	0.4	-	0.8
CLEANING MAT.		T	0.1	-	0.1	0.1	0.3	0.5	-	1.1
PHARMACEUTICALS	618.1	M	-	-	-	-	-	-	-	0.1
		F	-	-	-	-	0.2	0.1	-	0.3
		T	-	-	0.0	-	0.2	0.1	-	0.4
OTHER WHOLESALE		M	0.0	-	0.1	0.0	0.1	0.2	-	0.5
DISTRIBUTION	619	F	-	0.0	-	0.1	0.1	0.4	-	0.7
		T	0.0	0.0	0.1	0.1	0.3	0.6	-	1.2
PAPER, BOOKS,		M	-	-	-	-	-	0.0	-	0.1
STATIONERY,	619.1/2	F	-	-	-	-	0.0	0.1	-	0.2
NEWSPAPERS		T	-	-	-	-	0.0	0.1	-	0.3
WHOLESALE TRADE	61	M	0.8	0.4	1.3	0.6	2.2	3.9	-	9.2
		F	0.1	0.1	0.3	1.1	3.3	9.9	-	14.7
		T	0.8	0.6	1.6	1.7	5.5	13.8	-	24.0
FOOD, DRINK,		M	-	-	-	0.2	0.9	2.7	-	4.0
TOBACCO	641/642	F	-	-	0.4	1.2	6.0	9.9	-	17.5
		T	0.1	-	0.5	1.4	6.9	12.6	-	21.8
DISPENSING		M	-	-	-	-	0.0	0.1	-	0.2
CHEMISTS	643	F	-	0.0	0.0	0.1	0.1	0.3	-	0.6
		T	-	0.1	0.1	0.1	0.2	0.3	-	0.7
MEDICAL GOODS,		M	-	-	0.0	-	0.0	0.1	-	0.2
COSMETICS,	644	F	-	-	-	0.1	0.1	0.2	-	0.4
CLEANING MAT.		T	-	-	0.1	0.1	0.1	0.3	-	0.6
CLOTHING	645	M	0.1	0.1	0.1	0.1	0.2	0.4	-	0.8
		F	0.1	-	0.2	0.3	2.2	2.6	-	5.4
		T	0.2	0.1	0.3	0.3	2.3	3.0	-	6.2
FOOTWEAR,		M	-	-	-	-	0.0	0.1	-	0.1
LEATHER GOODS	646	F	-	-	0.0	0.1	0.3	0.6	-	1.0
		T	-	0.0	0.0	0.1	0.3	0.7	-	1.2
FURN. FABRICS,		M	-	-	-	-	0.1	0.0	-	0.1
HOUSEHOLD		F	-	-	-	0.2	0.1	0.2	-	0.5
TEXTILES		T	-	-	0.0	0.2	0.1	0.2	-	0.6
HOUSEHOLD	648/649	M	0.1	0.1	0.1	0.3	0.6	0.7	-	1.8
FITMENTS,		F	-	-	0.1	0.5	0.6	2.3	-	3.5
APPLIANCES		T	0.1	0.1	0.2	0.8	1.2	3.0	-	5.3
BOOKS, NEWSPRS.,	653	M	-	-	0.1	0.2	0.1	0.2	-	0.7
STATIONERY,		F	-	0.0	0.1	0.1	0.2	0.6	-	1.0
OFFICE SUPPS.		T	-	0.0	0.3	0.3	0.3	0.8	-	1.7
OTHER RETAIL	654/655	M	0.1	-	0.1	0.0	0.2	0.2	-	0.7
DISTRIBUTION		F	-	-	0.2	0.7	0.5	0.6	-	2.1
		T	0.1	0.0	0.3	0.7	0.7	0.9	-	2.7
VARIOUS NON-FOOD	656	M	-	-	-	0.2	0.4	1.0	-	1.7
PRODUCTS		F	-	-	0.1	1.1	3.6	5.8	-	10.6
		T	-	-	0.2	1.3	4.0	6.8	-	12.3
RETAIL TRADE	64/653-656	M	0.5	0.3	0.5	1.0	2.6	5.5	-	10.3
		F	0.2	0.2	1.3	4.4	13.6	23.0	-	42.6
		T	0.6	0.5	1.8	5.3	16.2	28.5	-	52.9

TAB.A1

SALARIES SELON L ACTIVITE, LE SEXE, LA QUALIFICATION ET LE REGIME DE TRAVAIL  
REGIME DE TRAVAIL: TEMPS PARTIEL

(%)

(%)

QUALIFICATION								SEXE	RACE	ACTIVITE
1A	1B	2	3	4	5	(*)	TOT. ENS.			
5.8	4.3	7.9		31.3	47.5	-	100.0	M	611	MAT. PREM. AGR., ANIMAUX.
3.0	2.3	5.1	6.3	23.9	66.2	-	100.0	F		TEXTILES
0.5			4.9	27.5	57.2	-	100.0	T	612	COMBUSTIBLES, MINERAIS.
3.4	3.0		5.0	34.9	47.7	-	100.0	M		PR. CHIMIQUES
10.2	0.8		6.4	15.1	73.7	-	100.0	F	613	BOIS, MATERIAUX DE CONSTR.
5.9	2.5	3.3	5.7	24.7	61.1	-	100.0	T		
13.5	0.8	21.4	5.8	19.4	73.4	-	100.0	M	614	MACHINES, VEHICULES
9.3	2.9	3.5	9.0	22.7	63.2	-	100.0	F		
	5.2	31.4	7.4	21.1	53.6	-	100.0	T	615	MEUBLES, ART. MENAGERS
			11.7	17.4	31.3	-	100.0	M		QUINCAILLERIE
9.1	2.2	13.0	9.0	17.8	54.1	-	100.0	F	616	TEXTILE, HABILLEMENT.
		25.4	7.0	15.3	38.1	-	100.0	T		CHAUSSURES
3.5		10.2	13.9	23.9	57.7	-	100.0	M	617	PRODUITS ALIM., BOISSONS, TABAC
4.5	4.0	10.6	9.5	26.4	45.1	-	100.0	F		
1.0	1.0	4.6	4.4	23.7	70.1	-	100.0	T	617.6	PRODUITS DU TABAC
			6.3	24.7	60.7	-	100.0	M		
						-		F		
10.9		13.2	6.8	20.1	38.1	-	100.0	M	618	PR. PHARM., MEDICAM.
6.0		4.7	7.7	34.7	51.6	-	100.0	F		D'ENTRETIEN
		7.4	7.4	30.0	47.3	-	100.0	T	618.1	PRODUITS PHARM.
				58.0	26.1	-	100.0	M		
		12.2		48.5	28.3	-	100.0	F	619	AUTRES COMMERCES DE GROS
7.3		13.0	9.1	22.6	45.2	-	100.0	T		
3.9	3.4		8.6	22.0	61.6	-	100.0	M	619.1/2	PAPIER, LIVRES, JOURNEAUX
	3.1	7.4	8.9	22.3	54.4	-	100.0	F		
				16.5	67.1	-	100.0	M	61	COMMERCE DE GROS
0.2	7.5			18.8	51.8	-	100.0	T		
0.4	4.6	13.8	7.0	24.3	42.1	-	100.0	M	641/642	PR. ALIMENTAIRES, BOISSONS, TABAC
3.4	0.0	2.1	7.3	22.3	67.0	-	100.0	F		PHARMACIES
	2.3	6.6	7.2	23.1	57.4	-	100.0	T	643	ART. MEDICAM., PRODUITS D'ENTRETIEN
0.5		2.3	4.6	22.1	68.3	-	100.0	M		ARTICLES D'HABILLEMENT
		2.3	6.7	34.2	58.5	-	100.0	F	644	CHAUSSURES, MAROQUINERIE
		2.3	6.3	32.0	58.7	-	100.0	T		
	6.6	7.1	15.5	30.7	45.0	-	100.0	M	647	TISSUS D'AMEUBLEMENT
	7.2	7.6	13.4	23.1	45.1	-	100.0	F		
		24.7	22.4	22.4	37.5	-	100.0	T	648/649	EQUIPEMENT DU Foyer
			28.6	25.0	43.1	-	100.0	M		
13.0		10.3	19.0	24.2	41.3	-	100.0	F	645	LIVRES, JOURN., PAPIER, EQ. BUREAU
1.2	7.2	7.6	7.4	18.4	45.4	-	100.0	T		
2.8		3.8	5.2	40.8	48.3	-	100.0	M	654/655	AUTRES COMMERCES DE DETAIL
	1.5	4.4	5.5	38.0	47.9	-	100.0	F		
		2.9	0.0	22.9	39.0	-	100.0	T	656	PRODUITS DIVERS NON ALIMENT.
	2.0	3.6	8.1	29.0	50.3	-	100.0	M		
				28.3	56.7	-	100.0	F		
			43.5	41.2	27.1	-	100.0	T	64/653-656	COMMERCE DE DETAIL
0.5		2.9	38.1	20.3	35.2	-	100.0	M		
	3.0	3.7	14.9	31.7	19.7	-	100.0	F		
2.7	1.0	2.0	14.7	16.4	65.2	-	100.0	T		
		3.1	14.3	21.6	58.4	-	100.0	M		
		20.6	28.6	18.0	30.0	-	100.0	F		
	1.3	13.0	12.5	15.5	57.0	-	100.0	T		
	1.6	16.0	18.2	16.5	46.0	-	100.0	M		
11.0		0.1	7.1	37.4	32.1	-	100.0	F		
		10.7	33.6	23.0	30.0	-	100.0	T		
2.9	1.5	10.1	27.3	27.1	31.1	-	100.0	M		
			11.2	23.7	50.7	-	100.0	F		
		1.2	10.4	33.7	54.3	-	100.0	T		
4.4	2.7	5.3	10.5	32.4	54.9	-	100.0	M		
0.4	0.4	3.8	0.4	24.0	53.2	-	100.0	F		
1.2	0.0	3.5	10.1	31.0	53.9	-	100.0	T		

TAB.A1

EMPLOYEES ACCORDING TO ACTIVITY, SEX,  
QUALIFICATION AND TYPE OF EMPLOYMENT

(THOUSANDS)

TYPE OF EMPLOYMENT: ALL TYPES OF EMPLOYMENT

(MILLIERS)

ACTIVITY	NACE	SEX	QUALIFICATION							TOT. ENS.
			1A	1B	2	3	4	5	(*)	
AGRIC. PRIMARY	611	M	0.9	1.1	2.4	2.4	5.3	4.4	-	16.5
PROD., LIVE-		F	-	0.1	0.3	0.8	2.4	1.5	-	5.2
STOCK, TEXT.		T	0.8	1.2	2.6	3.3	7.7	6.0	-	21.7
FUELS, ORES,	612	M	1.8	6.4	9.4	8.3	15.6	10.1	-	52.6
INDUSTRIAL		F	-	0.5	1.3	3.8	7.7	3.5	-	16.8
CHEMICALS		T	1.8	7.0	10.7	13.1	23.3	13.6	-	69.4
TIMBER, BUILDING	613	M	1.7	2.8	4.3	6.9	12.4	9.3	-	37.4
MATERIALS		F	0.1	0.3	0.5	1.8	5.0	2.5	-	10.1
		T	1.9	3.1	4.7	8.7	17.4	11.8	-	47.5
MACHINERY,	614	M	3.5	10.1	17.3	13.6	26.0	9.4	-	79.9
EQUIPMENTS,		F	0.3	0.8	1.7	5.5	12.7	5.8	-	26.9
VEHICLES		T	3.8	11.0	19.1	19.0	38.7	15.2	-	106.8
FURNITURE, HSEHD.	615	M	2.3	6.7	13.2	10.4	18.2	8.0	-	58.9
GOODS,		F	0.2	0.8	1.3	5.1	13.0	6.2	-	26.7
HARDWARE		T	2.5	7.5	14.6	15.5	31.2	14.2	-	85.5
TEXTILES, CLOTH-	616	M	0.8	1.3	2.1	1.1	2.3	1.7	-	9.3
ING, FOOTWR.		F	0.1	0.4	0.7	1.8	4.2	3.5	-	10.7
LEATHERWARE		T	0.9	1.6	2.9	2.8	6.5	5.2	-	20.0
FOOD, DRINK,	617	M	4.2	6.7	11.4	12.9	43.3	23.2	-	101.7
TOBACCO		F	0.2	0.8	1.4	4.1	18.1	21.7	-	46.3
		T	4.4	7.4	12.8	17.0	61.4	44.9	-	148.0
TOBACCO	617.6	M	-	-	-	-	-	-	-	-
PRODUCTS		F	-	-	-	-	-	-	-	-
		T	-	-	-	-	-	-	-	-
PHARMACEUTICAL,	618	M	0.7	1.4	3.1	1.8	5.9	2.1	-	14.9
MEDICAL GDS.,		F	0.1	0.3	0.8	1.5	8.8	3.8	-	15.4
CLEANING MAT.		T	0.8	1.8	3.9	3.2	14.7	5.9	-	30.3
PHARMACEUTICALS	618.1	M	0.2	0.4	0.7	0.4	3.2	0.6	-	5.5
		F	-	0.1	0.4	0.4	6.2	2.3	-	9.5
		T	0.2	0.5	1.1	0.8	9.5	2.9	-	15.0
OTHER WHOLESALE	619	M	0.8	1.3	2.6	1.3	2.6	1.9	-	10.5
DISTRIBUTION		F	0.1	0.3	0.7	1.3	3.5	2.7	-	8.6
		T	0.9	1.6	3.3	2.5	6.1	4.7	-	19.1
PAPER, BOOKS,	619.1/2	M	0.3	0.4	0.8	0.4	0.8	0.5	-	3.3
STATIONERY,		F	0.0	0.1	0.2	0.4	0.9	0.5	-	2.1
NEWSPAPERS		T	0.3	0.5	1.0	0.8	1.7	1.1	-	5.4
WHOLESALE TRADE	61	M	16.8	37.8	65.8	59.7	131.5	70.0	-	381.6
		F	1.2	4.3	8.8	25.5	75.5	51.4	-	166.7
		T	17.9	42.2	74.5	85.2	207.0	121.4	-	548.2
FOOD, DRINK,	641/642	M	1.6	5.3	19.5	13.4	33.5	21.8	-	95.2
TOBACCO		F	0.2	1.0	7.4	13.9	50.3	52.2	-	125.0
		T	1.8	6.3	26.9	27.4	83.8	74.0	-	220.1
DISPENSING	643	M	0.1	0.2	0.2	0.2	0.3	0.2	-	1.3
CHEMISTS		F	0.1	0.2	0.2	0.5	1.1	0.8	-	3.0
		T	0.2	0.5	0.5	0.8	1.4	1.0	-	4.3
MEDICAL GOODS,	644	M	0.2	0.3	0.9	0.4	1.1	0.5	-	3.4
COSMETICS,		F	0.1	0.1	0.7	0.8	1.6	1.0	-	4.2
CLEANING, MAT.		T	0.2	0.4	1.5	1.3	2.7	1.5	-	7.7
CLOTHING	645	M	1.2	1.4	1.7	1.7	3.1	2.0	-	11.1
		F	0.3	0.6	2.1	3.3	15.2	10.3	-	31.9
		T	1.5	2.0	3.9	5.0	18.4	12.3	-	43.1
FOOTWEAR,	646	M	0.3	0.6	0.4	0.1	0.5	0.5	-	2.4
LEATHER GOODS		F	0.1	0.2	0.7	0.9	3.6	2.9	-	8.4
		T	0.4	0.8	1.1	1.0	4.1	3.3	-	10.7
FURN. FABRICS,	647	M	0.1	0.2	0.2	0.2	0.7	0.2	-	1.6
HOUSEHOLD		F	0.0	0.0	0.1	0.4	1.1	0.6	-	2.3
TEXTILES		T	0.1	0.2	0.4	0.7	1.7	0.7	-	3.8
HOUSEHOLD	648/649	M	1.7	2.6	5.7	6.3	17.8	6.7	-	40.8
FITMENTS,		F	0.2	0.6	1.4	3.5	8.2	6.7	-	20.7
APPLIANCES		T	2.0	3.3	7.1	9.8	26.0	13.4	-	61.5
BOOKS, NEWSPRS.,	653	M	0.5	0.7	2.6	0.8	2.0	1.1	-	7.6
STATIONERY,		F	0.1	0.3	2.3	1.0	3.1	2.3	-	9.0
OFFICE SUPPS.		T	0.5	0.9	4.9	1.8	5.1	3.4	-	16.7
OTHER RETAIL	654/655	M	0.7	0.7	0.9	1.1	3.7	1.8	-	9.0
DISTRIBUTION		F	0.1	0.2	0.6	1.7	3.0	2.3	-	7.9
		T	0.9	0.9	1.5	2.8	6.7	4.1	-	16.9
VARIOUS NON-FOOD	656	M	0.8	3.0	3.7	3.4	7.8	6.3	-	25.0
PRODUCTS		F	0.2	2.3	4.8	9.5	24.0	21.4	-	62.1
		T	0.9	5.2	8.4	13.0	31.8	27.6	-	87.0
RETAIL TRADE	64/653-656	M	7.2	14.9	35.9	27.8	70.4	41.0	-	197.3
		F	1.4	5.6	20.4	35.6	111.1	100.4	-	274.5
		T	8.6	20.5	56.3	63.5	181.6	141.5	-	471.8

TAB.A1

SALARIES SELON L'ACTIVITE, LE SEXE, LA QUALIFICATION ET LE REGIME DE TRAVAIL

REGIME DE TRAVAIL : ENS. DES REGIMES DE TRAVAIL

(%) (3)

QUALIFICATION								S E X E	NACE	ACTIVITE
1A	1B	2	3	4	5	(*)	100. ENS.			
5.5	6.4	14.3	14.7	32.3	22.8	-	100.0	M	611	MAT. PREM. AGR., ANIMAUX.
-	2.8	4.9	16.3	45.6	28.9	-	100.0	F		TEXTILES.
4.3	5.6	12.0	15.1	35.4	27.6	-	100.0	T	612	COMBUSTIBLES, MINERAIS.
3.4	12.2	17.8	17.7	28.6	19.3	-	100.0	M		PR. CHIMIQUES
-	3.2	7.9	22.4	45.7	20.6	-	100.0	F	613	BOIS, MATERIAUX DE CONSTR.
2.8	10.0	15.4	18.8	33.5	19.6	-	100.0	T		MACHINES, VEHICULES
4.8	7.5	11.4	18.4	33.1	24.9	-	100.0	M	614	NEUBLES.
1.4	2.5	4.5	17.6	49.4	24.7	-	100.0	F		ART. MENAGERS
3.8	6.4	10.0	18.2	36.6	24.8	-	100.0	T	615	QUINCAILLERIE
4.3	12.7	21.7	17.0	32.5	11.8	-	100.0	M		TEXTILE.
1.2	3.1	6.4	20.3	47.4	21.5	-	100.0	F	616	HABILLEMENT, CHAUSSURES
3.6	10.3	17.8	17.8	36.3	14.2	-	100.0	T		PRODUITS ALIM., BOISSONS, TABAC
3.9	11.4	22.5	17.7	30.9	13.5	-	100.0	M	617	BOISSONS, TABAC
0.7	3.0	5.0	19.0	48.9	23.4	-	100.0	F	617.6	PRODUITS DU TABAC
2.9	8.2	17.0	18.1	36.5	16.6	-	100.0	T		PR. PHARM., MEDICAUX.
8.5	13.7	23.1	11.8	25.0	18.0	-	100.0	M	618	D'ENTRETIEN
0.8	3.5	6.9	16.4	39.2	33.1	-	100.0	F	618.1	PRODUITS PHARM.
4.4	8.2	14.4	14.3	32.6	26.1	-	100.0	T		ART. MEDICAUX, PRODUITS D'ENTRETIEN
4.1	6.6	11.2	12.7	42.6	22.8	-	100.0	M	619	AUTRES COMMERCE DE GROS
0.5	1.6	3.0	8.8	39.1	46.9	-	100.0	F	619.1.2	PAPIER, LIVRES, JOURNAUX
3.0	5.0	8.7	11.5	41.5	30.3	-	100.0	T	61	COMMERCE DE GROS
-	-	-	-	-	-	-	-	M	641/642	PR. ALIMENTAIRES, BOISSONS, TABAC
5.0	9.6	20.6	11.8	39.2	13.8	-	100.0	F	643	PHARMACIES
0.4	2.0	5.5	9.5	57.5	25.1	-	100.0	T	644	ART. MEDICAUX, PRODUITS D'ENTRETIEN
2.7	5.8	12.9	10.7	48.5	18.5	-	100.0	M	645	ARTICLES D'HABILLEMENT
3.2	7.0	12.4	7.8	59.0	10.5	-	100.0	F	646	CHAUSSURES, MAROQUINERIE
-	1.2	4.3	4.4	65.4	24.5	-	100.0	T	647	TISSUS D'AMEUBLEMENT
1.3	3.4	7.3	5.6	63.1	19.4	-	100.0	M	648/649	EQUIPEMENT DU FOYER
7.0	12.4	24.9	11.9	24.5	18.5	-	100.0	F	653	LIVRES, JOURN., PAPIER.
1.1	3.6	7.0	14.8	41.1	31.6	-	100.0	T	654	ED. BUREAU
4.8	8.4	17.2	13.2	32.0	24.4	-	100.0	M	654 655	AUTRES COMMERCE DE DETAIL
8.5	13.1	24.2	13.0	24.9	16.3	-	100.0	F	656	PRODUITS DIVERS NON ALIMENT.
1.2	3.1	9.2	17.7	42.8	25.9	-	100.0	T		COMMERCE DE DETAIL
5.6	9.1	18.3	14.8	32.0	20.1	-	100.0	M		PRODUITS DIVERS NON ALIMENT.
4.4	9.9	17.2	15.6	34.5	18.4	-	100.0	F		COMMERCE DE DETAIL
0.7	2.6	5.3	15.3	45.3	30.8	-	100.0	T		COMMERCE DE DETAIL
3.3	7.7	13.6	15.5	37.8	22.1	-	100.0	M		COMMERCE DE DETAIL
1.7	5.6	20.5	14.1	35.2	22.9	-	100.0	F		COMMERCE DE DETAIL
0.1	0.8	5.9	11.2	40.3	41.8	-	100.0	T		COMMERCE DE DETAIL
9.8	2.8	12.2	12.4	38.1	33.6	-	100.0	M		COMMERCE DE DETAIL
7.2	18.9	18.0	19.2	20.4	17.3	-	100.0	F		COMMERCE DE DETAIL
3.6	7.3	7.5	17.8	36.4	27.5	-	100.0	T		COMMERCE DE DETAIL
4.1	10.9	11.0	18.2	31.6	24.4	-	100.0	M		COMMERCE DE DETAIL
5.3	9.2	25.8	12.8	32.6	14.2	-	100.0	F		COMMERCE DE DETAIL
1.4	2.2	15.5	19.3	38.1	23.4	-	100.0	T		COMMERCE DE DETAIL
3.2	5.3	20.2	16.4	35.7	19.3	-	100.0	M		COMMERCE DE DETAIL
10.8	12.6	15.8	15.0	28.1	17.9	-	100.0	F		COMMERCE DE DETAIL
1.0	1.8	6.7	10.4	47.7	32.3	-	100.0	T		COMMERCE DE DETAIL
3.5	4.7	9.0	11.6	42.6	28.5	-	100.0	M		COMMERCE DE DETAIL
12.8	24.1	18.1	6.1	19.2	19.7	-	100.0	F		COMMERCE DE DETAIL
0.9	2.9	8.4	10.2	43.3	34.2	-	100.0	T		COMMERCE DE DETAIL
3.5	7.6	10.6	9.3	38.0	31.0	-	100.0	M		COMMERCE DE DETAIL
8.2	10.3	14.8	14.1	41.9	10.9	-	100.0	F		COMMERCE DE DETAIL
1.0	2.1	5.5	10.3	47.3	24.9	-	100.0	T		COMMERCE DE DETAIL
3.9	5.3	9.3	17.2	45.1	19.2	-	100.0	M		COMMERCE DE DETAIL
4.3	6.4	13.9	15.4	43.6	16.4	-	100.0	F		COMMERCE DE DETAIL
1.1	3.0	6.8	17.1	39.4	32.4	-	100.0	T		COMMERCE DE DETAIL
3.2	5.3	11.5	16.0	42.2	21.8	-	100.0	M		COMMERCE DE DETAIL
5.9	8.7	33.6	10.6	26.3	14.9	-	100.0	F		COMMERCE DE DETAIL
1.1	3.1	25.8	10.8	33.8	25.5	-	100.0	T		COMMERCE DE DETAIL
3.3	5.7	28.4	10.7	30.4	20.6	-	100.0	M		COMMERCE DE DETAIL
8.3	7.4	10.4	12.6	41.1	20.2	-	100.0	F		COMMERCE DE DETAIL
1.7	2.5	7.6	20.9	38.4	28.8	-	100.0	T		COMMERCE DE DETAIL
5.2	5.1	9.1	16.5	39.8	24.3	-	100.0	M		COMMERCE DE DETAIL
3.1	11.9	14.8	13.8	31.4	25.1	-	100.0	F		COMMERCE DE DETAIL
0.3	3.7	7.7	15.4	38.6	34.5	-	100.0	T		COMMERCE DE DETAIL
1.1	6.0	9.7	14.9	36.5	31.8	-	100.0	M		COMMERCE DE DETAIL
3.7	7.6	18.2	14.1	35.7	20.8	-	100.0	F	64/653-656	COMMERCE DE DETAIL
0.5	2.0	7.4	13.8	40.5	36.6	-	100.0	T		COMMERCE DE DETAIL
1.8	4.3	11.9	13.4	38.5	30.0	-	100.0	M		COMMERCE DE DETAIL

TAB. A2

EMPLOYEES ACCORDING TO ACTIVITY, SEX,  
SIZE OF ENTERPRISE AND TYPE OF  
EMPLOYMENT

ACTIVITY	NACE	SEX	TYPE OF EMPLOYMENT: FULL-TIME												
			SIZE OF ENTERPRISE (NUMBER OF EMPLOYEES)												
			10 19	20 49	50 99	100 199	200 499	500 999	1000 1999	2000 4999	>= 5000				
AGRIC. PRIMARY PROD., LIVE- STOCK, TEXT.	611	M	24.6	34.1	12.8	11.4	8.8	7.2	-	-	-	-	-	-	-
FUELS, ORES, INDUSTRIAL CHEMICALS	612	M	6.9	12.3	10.8	12.1	13.8	15.2	12.8	16.1	-	-	-	-	-
TIMBER, BUILDING MATERIALS	613	M	16.5	31.9	25.2	11.3	11.1	3.9	-	-	-	-	-	-	-
MACHINERY, EQUIPMENTS, VEHICLES	614	M	13.0	33.6	14.5	13.2	9.2	2.7	1.5	12.4	-	-	-	-	-
FURNITURE, HSEHD. GOODS, HARDWARE	615	M	7.1	29.9	16.9	13.7	16.5	7.3	1.7	7.0	-	-	-	-	-
TEXTILES, CLOTH- ING, FOOTWR. LEATHERWARE	616	M	21.1	39.6	22.8	9.0	5.0	-	2.5	-	-	-	-	-	-
FOOD, DRINK, TOBACCO	617	M	13.4	29.3	18.2	10.3	16.8	3.1	2.9	6.0	-	-	-	-	-
TOBACCO PRODUCTS	617.6	M	12.4	28.6	18.5	11.1	17.5	3.4	2.7	5.8	-	-	-	-	-
PHARMACEUTICAL, MEDICAL GDS., CLEANING MAT.	618	M	10.6	26.7	17.1	13.0	9.6	4.5	5.6	12.9	-	-	-	-	-
PHARMACEUTICALS	618.1	M	2.2	6.2	3.5	10.1	15.7	12.1	15.2	34.9	-	-	-	-	-
OTHER WHOLESALE DISTRIBUTION	619	M	18.3	34.5	22.8	11.5	13.0	-	-	-	-	-	-	-	-
PAPER, BOOKS, STATIONERY, NEWSPAPERS	619.1/2	M	23.7	32.2	15.5	9.6	18.9	-	-	-	-	-	-	-	-
WHOLESALE TRADE	61	M	12.4	28.7	16.9	11.9	13.2	5.5	3.4	8.0	-	-	-	-	-
FOOD, DRINK, TOBACCO	641/642	M	6.6	5.5	6.5	3.4	8.7	7.2	20.8	29.8	11.5	-	-	-	-
DISPENSING CHEMISTS	643	M	69.1	25.7	5.2	-	-	-	-	-	-	-	-	-	-
MEDICAL GOODS, COSMETICS, CLEANING MAT.	644	M	23.8	28.2	13.1	14.9	13.3	-	6.7	-	-	-	-	-	-
CLOTHING	645	M	25.5	29.8	12.8	8.4	5.2	5.1	4.3	8.9	-	-	-	-	-
FOOTWEAR, LEATHER GOODS	646	M	24.6	25.2	3.3	10.1	9.1	27.7	-	-	-	-	-	-	-
FURN. FABRICS, HOUSEHOLD TEXTILES	647	M	32.1	30.6	14.4	12.1	10.9	-	-	-	-	-	-	-	-
HOUSEHOLD FITMENTS, APPLIANCES	648/649	M	25.9	32.0	20.4	7.2	8.5	3.9	2.1	-	-	-	-	-	-
BOOKS, NEWSPRS., STATIONERY, OFFICE SUPPS.	653	M	19.8	30.9	7.3	11.8	5.1	-	8.9	16.2	-	-	-	-	-
OTHER RETAIL DISTRIBUTION	654/655	M	42.7	41.3	8.6	4.2	3.3	-	-	-	-	-	-	-	-
VARIOUS NON-FOOD PRODUCTS	656	M	1.8	4.1	5.7	8.4	14.5	11.4	7.9	28.7	17.5	-	-	-	-
RETAIL TRADE	64/653- 656	M	14.3	15.7	9.9	5.8	8.9	6.3	12.2	19.2	-	-	-	-	-
		F	11.6	14.4	9.5	7.4	11.6	6.8	10.7	19.2	8.8	-	-	-	-
		T	12.8	14.9	9.7	6.7	10.4	6.6	11.4	19.2	8.4	-	-	-	-



TAB. A2

SALARIES SELON L ACTIVITE, LE SEXE  
LA TAILLE DE L ENTREPRISE ET LE  
REGIME DE TRAVAIL

REGIME DE TRAVAIL: TEMPS PLEIN

(%)

TAILLE DE L ENTREPRISE (NOMBRE DE SALARIES)							SEX E	MACE	ACTIVITE
10 - 49	50 - 99	100 - 199	200 - 499	500 - 999	>= 1000	(*) TOG. ENS.			
58.8	12.8	11.4	8.8	7.2	-	100.0	M	611	MAT. PREM. AGR., ANIMAUX.
55.0	13.2	15.2	11.5	4.2	-	100.0	F		TEXTILES
50.1	12.9	12.3	10.2	6.5	-	100.0	T		COMBUSTIBLES.
19.3	10.8	12.1	13.8	15.2	28.8	100.0	M	612	MINERAIS.
21.5	14.8	12.5	14.6	13.7	22.8	100.0	F		PR. CHIMIQUES
19.0	11.7	12.2	14.0	14.8	27.4	100.0	T		BOIS, MATERIAUX DE CONSTR.
48.5	25.2	11.3	11.1	3.9	-	100.0	M	613	MACHINES, VEHICULES
47.0	25.2	13.3	10.4	3.4	-	100.0	F		
48.3	25.2	11.7	11.0	3.8	-	100.0	T		
46.5	14.5	13.2	9.2	2.7	13.9	100.0	M	614	MEUBLES, ART. MENAGERS
43.1	15.1	14.3	10.4	3.9	13.3	100.0	F		QUINCAILLERIE
45.7	14.7	13.4	9.5	3.0	13.8	100.0	T		
37.0	16.9	13.7	16.5	7.3	8.7	100.0	M	615	TEXTILE, HABILLEMENT, CHAUSSURES
32.9	21.4	14.5	16.9	7.6	6.8	100.0	F		PRODUITS ALIM., BOISSONS, TABAC
35.7	18.2	13.9	16.6	7.4	8.1	100.0	T		
60.7	22.8	9.0	5.0	-	2.5	100.0	M	616	PR. PHARM., MEDICAMENTS
53.1	21.0	10.9	4.6	-	10.4	100.0	F		D'ENTRETIEN
56.7	21.9	10.0	4.8	-	6.7	100.0	T		PRODUITS PHARM.
42.7	18.2	10.3	16.8	3.1	8.9	100.0	M	617	AUTRES COMMERCES DE GROS
36.7	18.3	13.0	19.2	4.0	7.7	100.0	F		
48.8	18.5	11.1	17.5	3.4	8.5	100.0	T		
-	-	-	-	-	-	-	M	617.6	PAPIER, LIVRES, JOURNAUX
-	-	-	-	-	-	-	F		
-	-	-	-	-	-	-	T		
37.3	17.1	13.0	9.6	4.5	18.5	100.0	M	618	PR. ALIMENTAIRES, BOISSONS, TABAC
21.0	11.9	11.6	16.1	8.1	30.6	100.0	F		
29.5	14.5	12.3	12.9	6.3	24.6	100.0	T		
8.4	3.5	10.1	15.7	12.1	50.1	100.0	M	618.1	PHARMACIES
5.2	3.8	9.2	20.7	12.8	48.3	100.0	F		
8.4	3.7	9.5	18.9	12.5	49.0	100.0	T		
52.7	22.8	11.5	13.0	-	-	100.0	M	619	ART. MEDICAMENTS, PRODUITS D'ENTRETIEN
50.0	22.8	15.6	11.5	-	-	100.0	F		
51.5	22.8	13.3	12.3	-	-	100.0	T		
56.0	15.5	9.6	18.9	-	-	100.0	M	619.1/2	PAPIER, LIVRES, JOURNAUX
51.1	12.9	17.6	18.3	-	-	100.0	F		
54.1	14.5	12.7	18.7	-	-	100.0	T		
41.1	16.9	11.8	13.2	5.5	11.4	100.0	M	61	COMMERCE DE GROS
37.1	18.2	13.4	14.8	5.5	11.3	100.0	F		
39.0	17.3	12.3	13.6	5.5	11.4	100.0	T		
12.1	6.5	3.4	8.7	7.2	62.1	100.0	M	641/642	PR. ALIMENTAIRES, BOISSONS, TABAC
12.6	9.1	4.3	11.5	6.1	56.4	100.0	F		
12.4	7.9	3.9	10.2	6.6	59.0	100.0	T		
84.8	5.2	-	-	-	-	100.0	M	643	ART. MEDICAMENTS, PRODUITS D'ENTRETIEN
80.3	1.7	-	-	-	-	100.0	F		
87.1	2.9	-	-	-	-	100.0	T		
52.0	13.1	14.8	13.3	-	6.7	100.0	M	644	ARTICLES D'HABILLEMENT
54.9	13.3	5.2	4.5	-	22.0	100.0	F		
53.8	13.2	9.6	8.5	-	15.0	100.0	T		
55.3	12.8	8.4	5.2	5.1	13.2	100.0	M	645	CHAUSSURES, MAROQUINERIE
88.0	12.8	9.4	6.6	2.3	9.8	100.0	F		
58.7	12.2	9.1	6.2	3.1	19.7	100.0	T		
49.8	3.3	10.1	9.1	27.7	-	100.0	M	646	TISSUS D'AMEUBLEMENT
54.2	6.5	9.4	7.9	21.9	-	100.0	F		
53.2	5.0	8.6	8.2	23.3	-	100.0	T		
62.8	14.4	12.1	10.8	-	-	100.0	M	647	EQUIPEMENT DU FOYER
56.7	18.3	8.0	23.2	-	-	100.0	F		
59.3	12.1	18.0	17.7	-	-	100.0	T		
57.0	28.4	7.2	18.5	3.9	2.1	100.0	M	648/649	LIVRES, JOURN., PAPIER, ED. BUREAU
55.7	19.1	9.4	7.7	5.7	2.5	100.0	F		
57.2	20.0	7.9	8.3	4.4	2.2	100.0	T		
50.0	7.3	11.8	5.1	-	25.1	100.0	M	653	AUTRES COMMERCES DE DETAIL
48.0	4.0	10.9	8.7	-	28.8	100.0	F		
50.1	8.0	11.3	6.8	-	28.6	100.0	T		
84.0	8.8	4.2	3.3	-	-	100.0	M	654/655	PRODUITS DIVERS NON ALIMENT.
73.9	14.9	8.2	2.9	-	-	100.0	F		
78.0	11.2	5.8	3.2	-	-	100.0	T		
6.0	5.7	8.4	14.5	11.4	54.8	100.0	M	656	COMMERCE DE DETAIL
6.6	6.4	11.5	18.7	11.9	44.9	100.0	F		
8.4	8.2	10.5	17.4	11.7	47.8	100.0	T		
29.0	8.9	5.8	8.9	6.3	38.2	100.0	M	64/653-656	
28.0	8.5	7.4	11.8	8.8	38.7	100.0	F		
27.7	8.7	8.7	18.4	8.6	38.8	100.0	T		

TAB. A2

EMPLOYEES ACCORDING TO ACTIVITY, SEX,  
SIZE OF ENTERPRISE AND TYPE OF  
EMPLOYMENT

(5) TYPE OF EMPLOYMENT: PART-TIME

ACTIVITY	NACE	SEX	SIZE OF ENTERPRISE (NUMBER OF EMPLOYEES)									
			10	20	50	100	200	500	1000	2000	>=	
			-	-	-	-	-	-	-	-	-	-
			19	49	99	199	499	999	1999	4999	5000	
AGRIC. PRIMARY	611	M	25.2	39.9	6.3	6.1	-	19.6	-	-	-	-
PROD., LIVE- STOCK, TEXT.		F	33.6	39.4	7.7	12.1	5.6	-	-	-	-	-
FUELS, ORES, INDUSTRIAL	612	M	16.1	5.6	10.5	6.9	10.0	24.1	8.5	18.3	-	-
CHEMICALS		F	20.1	19.6	12.7	14.6	7.4	13.5	8.2	-	-	-
TIMBER, BUILDING MATERIALS	613	M	18.2	12.8	11.6	10.9	8.7	18.6	8.4	10.9	-	-
MACHINERY, EQUIPMENTS, VEHICLES	614	M	34.4	37.2	18.4	-	5.9	-	-	-	-	-
FURNITURE, HSEHD. GOODS, HARDWARE	615	M	24.9	35.0	20.2	9.2	6.7	3.9	-	-	-	-
TEXTILES, CLOTH- ING, FOOTWR. LEATHERWARE	616	M	28.3	35.8	19.6	7.0	6.4	2.9	-	-	-	-
FOOD, DRINK, TOBACCO	617	M	35.3	44.0	10.2	6.7	2.0	-	-	-	-	-
TOBACCO PRODUCTS	617.6	F	34.3	41.3	9.3	7.4	4.4	1.4	-	-	-	-
PHARMACEUTICAL, MEDICAL GDS., CLEANING MAT.	618	M	22.6	42.3	9.6	7.2	3.6	-	-	1.1	-	-
PHARMACEUTICALS	618.1	F	19.9	42.4	14.9	6.8	10.2	-	-	-	-	-
OTHER WHOLESALE DISTRIBUTION	619	M	17.1	32.3	17.6	11.3	11.8	6.0	-	3.7	-	-
PAPER, BOOKS, STATIONERY, NEWSPAPERS	619.1/2	M	18.1	36.0	16.6	9.6	11.2	4.7	-	3.4	-	-
WHOLESALE TRADE	61	M	25.5	58.9	8.0	3.8	-	-	-	-	-	-
FOOD, DRINK, TOBACCO	641/642	F	25.9	36.2	12.2	6.0	3.7	-	16.1	-	-	-
DISPENSING CHEMISTS	643	M	25.7	43.7	10.8	5.3	2.5	-	12.0	-	-	-
MEDICAL GOODS, COSMETICS, CLEANING MAT.	644	M	28.2	37.5	13.2	9.7	7.9	-	-	-	-	-
CLOTHING	645	F	30.1	38.6	9.7	8.6	6.2	2.5	-	4.0	-	-
FOOTWEAR, LEATHER GOODS	646	M	29.4	38.2	11.0	9.0	6.9	2.0	-	3.1	-	-
FURN. FABRICS, HOUSEHOLD TEXTILES	647	M	33.1	30.2	12.5	-	-	-	-	-	-	-
HOUSEHOLD FITMENTS, APPLIANCES	648/649	M	17.1	26.3	12.6	7.4	5.2	-	20.4	8.7	-	-
BOOKS, NEWSPRS., STATIONERY, OFFICE SUPPS.	653	M	22.2	27.6	12.5	6.4	5.4	-	15.0	9.1	-	-
OTHER RETAIL DISTRIBUTION	654/655	M	-	-	-	-	-	-	57.1	24.4	-	-
VARIOUS NON-FOOD PRODUCTS	656	M	-	-	-	-	-	-	44.7	27.1	-	-
RETAIL TRADE	64/653- 656	M	34.6	28.3	33.4	-	-	-	-	-	-	-
		F	32.2	36.7	20.9	4.5	5.7	-	-	-	-	-
		T	33.3	35.9	26.4	3.6	3.7	-	-	-	-	-
		M	47.2	55.4	21.5	-	-	-	-	-	-	-
		F	35.0	49.7	-	-	-	-	-	-	-	-
		T	39.4	44.6	13.7	-	-	-	-	-	-	-
		M	27.3	35.2	13.4	6.9	6.3	5.4	1.7	3.7	-	-
		F	27.2	35.5	12.4	9.1	6.5	3.5	3.0	2.8	-	-
		T	27.3	35.4	12.8	0.2	6.4	4.2	2.5	3.1	-	-
		M	15.9	8.2	6.5	3.8	8.5	8.7	10.9	23.9	13.5	-
		F	8.1	5.8	4.6	3.5	11.5	5.4	12.6	26.6	21.9	-
		T	9.5	6.2	5.0	3.6	10.9	6.0	12.3	26.1	20.4	-
		M	61.2	37.5	-	-	-	-	-	-	-	-
		F	69.1	29.1	-	-	-	-	-	-	-	-
		T	67.4	30.9	-	-	-	-	-	-	-	-
		M	49.8	42.5	-	-	-	-	-	-	-	-
		F	31.2	32.0	29.6	-	-	-	-	-	-	-
		T	37.2	35.4	21.4	2.5	-	-	-	-	-	-
		M	36.5	31.7	17.3	6.3	-	-	3.8	-	-	-
		F	34.7	38.0	13.0	5.5	5.8	-	1.2	1.7	-	-
		T	35.0	37.2	13.6	5.6	5.3	-	1.5	1.7	-	-
		M	24.3	45.9	-	-	-	-	-	-	-	-
		F	26.0	40.4	2.9	15.3	5.2	10.2	-	-	-	-
		T	25.8	41.1	3.7	14.1	5.0	10.3	-	-	-	-
		M	30.3	37.4	-	-	-	-	-	-	-	-
		F	15.7	14.5	10.2	-	59.6	-	-	-	-	-
		T	18.8	19.3	12.2	-	49.7	-	-	-	-	-
		M	39.5	26.8	11.2	8.1	3.9	5.0	5.6	-	-	-
		F	32.9	29.7	14.2	14.1	3.7	4.2	-	-	-	-
		T	35.2	28.7	13.1	12.1	3.7	4.5	-	-	-	-
		M	25.9	17.1	6.1	11.0	27.4	-	11.5	-	-	-
		F	30.2	24.8	4.6	10.1	11.3	-	8.1	10.7	-	-
		T	28.5	21.8	5.2	10.5	17.7	-	9.5	6.9	-	-
		M	60.2	27.4	5.8	6.3	-	-	-	-	-	-
		F	27.5	21.6	15.3	35.0	-	-	-	-	-	-
		T	35.3	23.0	13.1	28.2	-	-	-	-	-	-
		M	-	-	4.5	15.9	4.7	7.6	15.0	35.1	12.4	-
		F	0.8	2.4	6.6	15.0	11.6	14.7	10.0	23.7	15.1	-
		T	1.1	2.4	6.3	15.1	10.6	13.8	10.7	25.3	14.7	-
		M	24.6	16.2	7.9	7.3	7.0	5.7	8.8	15.3	7.3	-
		F	14.7	13.7	7.7	9.4	9.7	6.5	8.2	17.3	12.8	-
		T	16.6	14.2	7.7	9.0	9.2	6.3	8.3	16.9	11.7	-

TAB. A2

SALARIES SELON L ACTIVITE, LE SEXE  
LA TAILLE DE L ENTREPRISE ET LE  
REGIME DE TRAVAIL

REGIME DE TRAVAIL: TEMPS PARTIEL

(2)

TAILLE DE L ENTREPRISE (NOMBRE DE SALARIES)							SEXE	RACE	ACTIVITE
10 49	50 99	100 199	200 499	500 999	>= 1000 (*)	100. ENS.			
65.1	6.3	6.1	-	19.6	-	100.0	M	611	MAT. PREM. AGR.,
72.9	7.7	12.1	5.6	-	-	100.0	F		ANIMAUX,
69.2	7.0	9.2	4.3	10.3	-	100.0	T		TEXTILES
21.7	10.5	6.9	10.0	24.1	26.8	100.0	M	612	COMBUSTIBLES,
39.7	12.7	14.6	7.4	13.5	12.2	100.0	F		MINERAIS,
31.0	11.6	10.9	8.7	18.6	19.3	100.0	T		PR. CHIMIQUES
71.6	18.4	-	5.9	-	-	100.0	M	613	BOIS, MATERIAUX
59.9	20.2	9.2	6.7	3.9	-	100.0	F		DE CONSTR.
64.2	19.8	7.0	6.4	2.9	-	100.0	T		
79.3	10.2	6.7	2.0	-	-	100.0	M	614	MACHINES,
75.9	9.3	7.4	4.4	1.4	1.9	100.0	F		VEHICULES
76.9	9.6	7.2	3.6	1.1	1.7	100.0	T		
62.3	14.6	6.8	10.2	-	-	100.0	M	615	MEUBLES,
49.4	17.6	11.3	11.8	6.0	4.0	100.0	F		ART. MENAGERS
54.2	16.6	9.6	11.2	4.7	3.8	100.0	T		QUINCAILLERIE
64.4	8.0	3.8	-	-	-	100.0	M	616	TEXTILE,
62.0	12.2	6.0	3.7	-	16.1	100.0	F		HABILLEMENT,
69.4	10.8	5.3	2.5	-	12.0	100.0	T		CHAUSSURES,
65.7	13.2	9.7	7.9	-	-	100.0	M	617	PRODUITS ALIM.,
69.7	9.7	6.6	6.2	2.5	4.2	100.0	F		BOISSONS,
67.6	11.8	9.0	6.9	2.0	3.5	100.0	T		TABAC,
-	-	-	-	-	-	-	M	617.6	PRODUITS DU
-	-	-	-	-	-	-	F		TABAC
-	-	-	-	-	-	-	T		
63.2	12.5	-	-	-	13.3	100.0	M	618	PR. PHARM.,
43.5	12.6	7.4	5.2	-	-	100.0	F		MEDICAUX,
49.8	12.5	6.4	5.4	-	24.1	100.0	T		D'ENTRETIEN
-	-	-	-	-	48.1	100.0	M	618.1	PRODUITS
-	-	-	-	-	81.6	100.0	F		PHARM.
-	-	-	-	-	71.8	100.0	T		
11.7	-	-	-	-	-	100.0	M	619	AUTRES COMMERCE
62.0	33.4	-	-	-	-	100.0	F		DE GROS
69.9	29.9	4.5	5.7	-	-	100.0	T		
66.3	26.4	3.8	3.7	-	-	100.0	M	619.1/2	PAPIER, LIVRES,
72.8	21.5	-	-	-	-	100.0	F		JOURNEAUX
74.7	-	-	-	-	-	100.0	T		
74.0	13.7	-	-	-	-	100.0	M	61	COMMERCE DE GROS
62.6	13.4	6.9	6.3	5.4	5.5	100.0	F		
62.7	12.4	8.1	6.5	3.5	5.6	100.0	T		
62.7	12.0	8.2	6.4	4.2	5.6	100.0	M	641/642	PR. ALIMENTAIRES,
24.2	6.5	3.8	8.5	6.7	48.4	100.0	F		BOISSONS,
13.9	4.6	3.5	11.5	5.4	61.1	100.0	T		TABAC
15.0	5.9	3.6	10.9	6.8	58.7	100.0	M	643	PHARMACIES
98.7	-	-	-	-	-	100.0	F		
98.2	-	-	-	-	-	100.0	T		
99.3	-	-	-	-	-	100.0	M	644	ART. MEDICAUX,
92.2	-	-	-	-	-	100.0	F		PRODUITS
63.3	20.6	-	-	-	-	100.0	T		D'ENTRETIEN
72.6	21.4	2.5	-	-	-	100.0	M	645	ARTICLES
68.2	17.3	6.3	-	-	5.8	100.0	F		D'HABILLEMENT
72.7	13.0	5.5	5.8	-	2.8	100.0	T		
72.1	13.6	5.6	5.3	-	3.3	100.0	M	646	CHAUSSURES,
78.2	-	-	-	-	-	100.0	F		MAROQUINERIE
86.4	2.8	15.3	5.2	18.2	-	100.0	T		
86.9	3.7	14.1	5.0	10.3	-	100.0	M	647	TISSUS
67.7	-	-	-	-	-	100.0	F		D'AMEUBLEMENT
39.2	18.2	-	59.6	-	-	100.0	T		
38.1	12.2	-	49.7	-	-	100.0	M	648/649	EQUIPEMENT DU
66.3	11.2	8.1	3.8	5.8	5.8	100.0	F		Foyer
62.6	14.2	14.1	3.7	4.2	-	100.0	M	653	LIVRES, JOURN.,
63.8	13.1	12.1	3.7	4.5	2.7	100.0	F		PAPIER,
43.9	6.1	11.0	27.4	-	12.5	100.0	T		EQ. BUREAU
55.1	4.6	10.1	11.3	-	18.8	100.0	M	654/655	AUTRES COMMERCE
59.3	5.2	10.5	17.7	-	18.3	100.0	F		DE DETAIL
87.6	5.8	6.3	-	-	-	100.0	T		
49.1	15.3	35.0	-	-	-	100.0	M	656	PRODUITS DIVERS
58.3	13.1	28.2	-	-	-	100.0	F		NON ALIMENT.
4.9	4.5	15.9	4.7	7.6	62.4	100.0	T		
3.3	6.6	15.8	11.6	14.7	48.8	100.0	M	64/653-	COMMERCE DE
3.5	6.3	15.1	10.6	13.8	59.7	100.0	F	656	DETAIL
40.8	7.9	7.3	7.0	5.7	31.3	100.0	T		
28.4	7.7	8.4	8.7	6.5	38.3	100.0	M		
38.8	7.7	9.8	8.2	6.3	38.8	100.0	F		

TAB. A2

EMPLOYEES ACCORDING TO ACTIVITY, SEX,  
SIZE OF ENTERPRISE AND TYPE OF  
EMPLOYMENT

(%) TYPE OF EMPLOYMENT: ALL TYPES OF EMPLOYMENT

ACTIVITY	NACE	SEX	SIZE OF ENTERPRISE (NUMBER OF EMPLOYEES)								
			10	20	50	100	200	500	1000	2000	>=
			- 19	- 49	- 99	- 199	- 499	- 999	- 1999	- 4999	- 5000
AGRIC. PRIMARY	611	M	24.7	34.4	12.6	11.2	9.5	7.7	-	-	-
PROD... LIVE- STOCK, TEXT.		F	24.0	34.4	12.4	14.7	10.7	3.9	-	-	-
FUELS, ORES	612	M	24.5	34.4	12.5	12.0	9.8	6.8	-	-	-
INDUSTRIAL		F	7.1	12.2	10.8	12.0	13.8	15.4	12.7	16.1	-
CHEMICALS	613	M	8.2	14.6	14.6	12.7	14.1	13.7	10.0	12.0	-
TIMBER, BUILDING		F	7.4	12.8	11.7	12.2	13.8	15.0	12.0	19.1	-
MATERIALS		M	16.9	32.2	25.0	11.1	11.0	3.9	-	-	-
MACHINERY,	614	F	17.2	32.4	24.5	12.7	9.9	3.4	-	-	-
EQUIPMENTS,		T	17.0	32.3	24.9	11.4	10.7	3.8	-	-	-
VEHICLES		M	13.3	33.7	14.4	13.1	9.0	2.7	1.5	12.3	-
FURNITURE, HSEHD.	615	F	14.2	31.7	14.6	13.7	9.9	3.7	1.8	10.5	-
GOODS,		T	13.6	33.2	14.5	13.2	9.3	2.9	1.5	11.8	-
HARDWARE		M	7.3	30.1	16.9	13.5	16.4	7.2	1.7	7.0	-
TEXTILES, CLOTH-	616	F	6.6	27.4	21.1	14.3	16.5	7.5	1.8	4.8	-
ING, FOOTWR,		T	7.1	29.3	18.2	13.8	16.4	7.3	1.7	6.3	-
LEATHERWARE		M	21.5	40.4	22.1	8.7	4.8	-	2.5	-	-
FOOD, DRINK,	617	F	18.5	35.5	20.3	10.5	4.5	-	10.9	-	-
TOBACCO		T	19.9	37.8	21.1	9.7	4.6	-	7.0	-	-
TOBACCO	617.6	M	15.8	29.6	18.1	10.2	16.5	3.0	2.8	5.9	-
PRODUCTS		F	12.1	28.1	18.2	12.5	17.9	3.8	2.0	5.3	-
PHARMACEUTICAL,	618	T	13.3	29.1	18.1	11.0	16.9	3.3	2.6	5.7	-
MEDICAL GDS.,		M	-	-	-	-	-	-	-	-	-
CLEANING MAT.		F	-	-	-	-	-	-	-	-	-
PHARMACEUTICALS	618.1	T	11.1	26.8	17.0	12.8	9.5	4.4	5.5	12.8	-
OTHER WHOLESALE	619	M	7.0	15.9	11.9	11.4	15.5	7.8	11.9	18.6	-
DISTRIBUTION		F	9.0	21.3	14.4	12.1	12.6	6.1	8.8	15.8	-
PAPER, BOOKS,	619.1/2	T	2.7	6.2	3.5	8.9	15.6	12.0	15.1	34.9	-
STATIONERY,		M	1.2	3.9	3.7	9.0	20.3	12.6	19.2	30.0	-
NEWSPAPERS		F	1.8	4.8	3.7	9.3	18.6	12.4	17.7	31.8	-
WHOLESALE TRADE	61	T	19.0	34.3	23.3	11.1	12.4	-	-	-	-
FOOD, DRINK,	641/642	M	18.7	32.8	22.6	14.8	11.1	-	-	-	-
TOBACCO		F	18.9	33.6	23.0	12.7	11.8	-	-	-	-
DISPENSING	643	T	24.4	32.0	15.7	9.5	18.4	-	-	-	-
CHEMISTS		M	22.3	30.7	12.6	16.8	17.5	-	-	-	-
MEDICAL GOODS,	644	F	23.6	31.5	14.5	12.4	18.0	-	-	-	-
COSMETICS,		M	12.8	28.9	16.8	11.8	13.0	5.5	3.3	7.9	-
CLEANING MAT.		F	12.1	27.2	17.7	13.0	13.8	5.3	3.9	6.9	-
CLOTHING	645	T	12.6	28.4	17.0	12.1	13.3	5.4	3.5	7.6	-
FOOTWEAR,	646	M	7.1	5.6	6.5	3.4	8.7	7.2	20.4	29.5	11.6
LEATHER GOODS		F	5.7	7.1	8.5	4.2	11.5	6.0	16.3	28.3	12.5
FURN. FABRICS,	647	T	6.3	6.5	7.6	3.9	10.3	6.5	18.0	28.8	12.1
HOUSEHOLD		M	68.1	27.1	4.8	-	-	-	-	-	-
TEXTILES		F	66.1	32.1	1.7	-	-	-	-	-	-
HOUSEHOLD	648/649	T	66.7	30.6	2.7	-	-	-	-	-	-
FITMENTS,		M	25.3	29.0	12.6	14.2	12.6	-	6.3	-	-
APPLIANCES		F	26.9	28.9	14.9	4.9	4.3	-	20.1	-	-
BOOKS, NEWSPRS.,	653	T	26.2	28.9	13.9	9.1	8.0	-	13.9	-	-
STATIONERY,		M	26.4	29.8	13.2	8.2	5.0	4.7	4.3	8.4	-
OFFICE SUPPS.		F	27.1	35.1	12.1	8.8	6.4	1.9	1.8	6.8	-
OTHER RETAIL	654/655	T	26.9	33.7	12.4	8.6	6.0	2.7	2.5	7.2	-
DISTRIBUTION		M	24.6	26.5	3.7	9.8	8.8	26.6	-	-	-
VARIOUS NON-FOOD	656	F	24.0	31.8	6.1	10.2	7.5	20.4	-	-	-
PRODUCTS		T	24.1	30.7	5.6	10.1	7.8	21.8	-	-	-
RETAIL TRADE	64/653- 656	M	31.9	31.1	14.8	11.1	11.0	-	-	-	-
		F	27.8	23.3	10.3	7.7	30.8	-	-	-	-
		T	29.5	26.5	12.2	9.1	22.7	-	-	-	-
		M	26.6	31.7	20.0	7.2	8.3	3.9	2.2	-	-
		F	28.6	28.3	18.3	10.2	7.0	5.4	2.3	-	-
		T	27.2	30.6	19.4	8.2	7.9	4.4	2.3	-	-
		M	20.4	29.7	7.2	11.7	7.1	-	9.1	14.9	-
		F	22.2	28.0	4.8	10.8	7.2	-	6.4	20.6	-
		T	21.4	28.8	5.9	11.2	7.2	-	7.6	17.9	-
		M	44.0	40.2	8.4	4.3	3.1	-	-	-	-
		F	37.1	30.3	15.0	15.3	2.3	-	-	-	-
		T	40.8	35.6	11.5	9.5	2.7	-	-	-	-
		M	1.9	4.0	5.6	8.9	13.9	11.2	8.3	29.1	17.1
		F	1.3	4.7	6.4	12.1	17.4	12.4	8.8	20.2	16.6
		T	1.5	4.5	6.2	11.2	16.4	12.0	8.7	22.7	16.8
		M	14.9	15.7	9.8	5.8	8.8	6.3	12.0	19.0	7.8
		F	12.1	14.3	9.2	7.7	11.3	6.8	10.3	18.9	9.4
		T	13.3	14.9	9.5	6.9	10.2	6.6	11.0	18.9	8.7

TAB. A2

SALARIES SELON L ACTIVITE, LE SEXE  
LA TAILLE DE L ENTREPRISE ET LE  
REGIME DE TRAVAIL

REGIME DE TRAVAIL : ENS. DES REGIMES DE TRAVAIL (%)

TAILLE DE L ENTREPRISE (NOMBRE DE SALARIES)								S E X E	NACE	ACTIVITE
10	50	100	200	500	>=	TOT.				
48	99	198	499	999	1000	(*)	ENS.			
59.1	12.6	11.2	9.5	7.7	-	-	100.0	M	611	MAT. PREM. AGR..
58.4	12.4	14.7	10.7	3.9	-	-	100.0	F		ANIMAUX.
58.9	12.5	12.0	9.8	6.8	-	-	100.0	T		TEXTILES
19.3	10.8	12.0	13.8	15.4	28.0	-	100.0	M	612	COMBUSTIBLES.
22.9	14.6	12.7	14.1	13.7	22.0	-	100.0	F		MINERAIS.
20.2	11.7	12.2	13.8	15.0	27.1	-	100.0	T		PR. CHIMIQUES
49.1	25.0	11.1	11.0	3.9	-	-	100.0	M	613	BOIS, MATERIAUX
48.5	24.5	12.7	9.9	3.4	-	-	100.0	F		DE CONSTR.
48.2	24.9	11.4	10.7	3.8	-	-	100.0	T		
47.1	14.4	13.1	9.0	2.7	13.7	-	100.0	M	614	MACHINES.
45.8	14.6	13.7	9.9	3.7	12.3	-	100.0	F		VEHICULES
48.8	14.5	13.2	9.3	2.9	13.4	-	100.0	T		
37.4	16.8	13.5	16.4	7.2	8.6	-	100.0	M	615	MEUBLES.
34.0	21.1	14.3	16.5	7.5	6.6	-	100.0	F		ART. MENAGERS
38.4	18.2	13.8	16.4	7.3	8.0	-	100.0	T		QUINCAILLERIE
61.8	22.1	8.7	4.8	-	2.5	-	100.0	M	616	TEXTILE.
53.9	20.3	10.5	4.5	-	10.9	-	100.0	F		HABILLEMENT.
57.6	21.1	9.7	4.6	-	7.0	-	100.0	T		CHAUSSURES
43.4	18.1	10.2	16.5	3.0	8.7	-	100.0	M	617	PRODUITS ALIM..
40.2	18.2	12.5	17.9	3.8	7.3	-	100.0	F		BOISSONS.
42.4	18.1	11.0	16.9	3.3	8.3	-	100.0	T		TABAC
-	-	-	-	-	-	-	-	M	617.6	PRODUITS DU
-	-	-	-	-	-	-	-	F		TABAC
-	-	-	-	-	-	-	-	T		
37.9	17.0	12.8	9.5	4.4	18.4	-	100.0	M	618	PR. PHARM..
22.9	11.9	11.4	15.5	7.8	30.5	-	100.0	F		MEDICAUX.
30.3	14.4	12.1	12.6	6.1	24.5	-	100.0	T		D'ENTRETIEN
8.0	3.5	9.9	15.6	12.0	50.0	-	100.0	M	618.1	PRODUITS
5.2	3.7	9.0	20.3	12.6	49.2	-	100.0	F		PHARM.
6.5	3.7	9.3	18.6	12.4	49.5	-	100.0	T		
53.3	23.3	11.1	12.4	-	-	-	100.0	M	619	AUTRES COMMERCS
51.5	22.6	14.0	11.1	-	-	-	100.0	F		DE GROS
52.5	23.0	12.7	11.8	-	-	-	100.0	T		
58.4	15.7	9.5	18.4	-	-	-	100.0	M	619.1/2	PAPIER, LIVRES.
53.0	12.6	16.8	17.5	-	-	-	100.0	F		JOURNEAUX
55.1	14.5	12.4	18.0	-	-	-	100.0	T		
41.7	16.8	11.8	13.0	5.5	11.3	-	100.0	M	61	COMMERCE DE GROS
39.4	17.7	13.0	13.8	5.3	10.8	-	100.0	F		
41.0	17.0	12.1	13.3	5.4	11.1	-	100.0	T		
12.7	6.5	3.4	8.7	7.2	61.5	-	100.0	M	641/642	PR. ALIMENTAIRES.
12.6	8.5	4.2	11.5	6.0	57.0	-	100.0	F		BOISSONS.
12.8	7.6	3.8	10.3	6.5	59.0	-	100.0	T		TABAC
95.2	4.8	-	-	-	-	-	100.0	M	643	PHARMACIES
88.3	1.7	-	-	-	-	-	100.0	F		
97.3	2.7	-	-	-	-	-	100.0	T		
54.3	12.6	14.2	12.6	-	6.3	-	100.0	M	644	ART. MEDICAUX.
55.8	14.9	4.9	4.3	-	20.1	-	100.0	F		PRODUITS
55.1	13.9	9.1	8.0	-	13.9	-	100.0	T		D'ENTRETIEN
58.2	13.2	8.2	5.0	4.7	12.6	-	100.0	M	645	ARTICLES
62.1	12.1	8.8	6.4	1.8	8.6	-	100.0	F		D'HABILLEMENT
60.6	12.4	8.6	6.0	2.7	8.6	-	100.0	T		
51.1	3.7	9.8	8.8	26.6	-	-	100.0	M	646	CHAUSSURES.
53.8	6.1	10.2	7.5	20.4	-	-	100.0	F		MARQUINERIE
54.8	5.6	10.1	7.8	21.8	-	-	100.0	T		
63.1	14.0	11.1	11.0	-	-	-	100.0	M	647	TISSUS
51.1	10.3	7.7	30.8	-	-	-	100.0	F		D'AMEUBLEMENT
58.0	12.2	9.1	22.7	-	-	-	100.0	T		
50.3	20.0	7.2	8.3	3.9	2.2	-	100.0	M	648/649	EQUIPEMENT DU
58.9	18.3	18.2	7.0	5.4	2.3	-	100.0	F		FOYER
57.8	18.4	8.2	7.9	4.4	2.3	-	100.0	T		
50.1	7.2	11.7	7.1	-	24.0	-	100.0	M	653	LIVRES, JOURN..
50.2	4.8	10.8	7.2	-	26.8	-	100.0	F		PAPIER.
50.2	5.9	11.2	7.2	-	25.6	-	100.0	T		EQ. BUREAU
84.3	8.4	4.3	3.1	-	-	-	100.0	M	654/655	AUTRES COMMERCS
87.4	15.0	15.3	2.3	-	-	-	100.0	F		DE DETAIL
76.3	11.5	9.5	2.7	-	-	-	100.0	T		
5.8	5.6	8.8	13.8	11.2	54.8	-	100.0	M	656	PRODUITS DIVERS
8.8	8.4	12.1	17.4	12.4	45.6	-	100.0	F		NON ALIMNT.
8.8	8.2	11.2	18.4	12.8	48.2	-	100.0	T		
30.5	9.8	5.8	8.8	6.3	38.8	-	100.0	M	64/653-	COMMERCE DE
28.4	9.2	7.7	11.3	6.8	38.7	-	100.0	F	656	DETAIL
28.1	8.5	6.8	10.2	6.6	38.7	-	100.0	T		

TAB. A3

EMPLOYEES ACCORDING TO ACTIVITY, SEX,  
AGE AND TYPE OF EMPLOYMENT.

(%)

TYPE OF EMPLOYMENT: FULL-TIME

ACTIVITY	NACE	SEX	AGE (COMPLETED YEARS)											T.O.G. E.M.S.	
			< 16	16 17	18 20	21 24	25 29	30 34	35 39	40 44	45 49	50 54	55 59		>= 60
AGRIC. PRIMARY PROD., LIVE- STOCK, TEXT.	611	M	-	1.2	2.9	9.6	14.6	10.2	10.9	12.5	13.1	10.6	4.8	8.3	100.0
		F	-	1.0	12.2	17.7	16.5	7.8	5.3	8.2	8.9	8.9	3.9	8.1	100.0
FUELS, INDUSTRIAL CHEMICALS	612	M	-	0.5	2.5	8.2	14.5	12.4	12.9	13.2	12.3	11.7	5.6	5.4	100.0
		F	-	0.9	8.9	17.8	22.3	10.8	8.9	9.3	8.3	6.3	2.4	3.4	100.0
TIMBER, BUILDING MATERIALS	613	M	-	0.6	4.0	10.5	16.3	12.1	12.0	12.3	11.4	10.4	4.8	4.9	100.0
		F	-	0.9	3.6	10.2	15.7	11.5	11.8	12.8	11.6	10.0	4.6	6.0	100.0
MACHINERY, EQUIPMENTS, VEHICLES	614	M	-	1.1	13.8	24.1	18.0	8.9	8.2	6.2	6.6	4.9	2.2	2.9	100.0
		F	-	1.0	5.6	12.9	16.1	11.0	11.1	11.9	10.6	9.0	4.1	5.4	100.0
FURNITURE, HSEHD. GOODS, HARDWARE	615	M	-	0.9	4.8	13.5	20.0	13.2	11.3	10.5	9.0	7.9	3.5	4.4	100.0
		F	-	1.4	12.1	20.6	19.4	10.4	8.1	7.7	6.6	5.8	2.7	4.3	100.0
TEXTILES, CLOTH- ING, FOOTWR. LEATHERWARE	616	M	-	1.1	6.5	15.2	19.8	12.5	10.5	9.8	8.5	7.4	3.3	4.3	100.0
		F	-	0.8	3.6	11.7	18.2	13.5	11.1	11.5	9.7	9.1	4.6	5.5	100.0
FOOD, DRINK, TOBACCO	617	M	-	1.8	13.5	21.3	19.1	9.7	8.3	8.0	6.9	5.4	2.7	2.8	100.0
		F	-	1.1	6.6	14.6	18.5	12.3	10.2	10.4	8.9	8.0	4.0	4.7	100.0
TOBACCO PRODUCTS	617.6	M	-	1.2	3.8	10.2	13.2	9.9	10.2	11.4	11.1	11.6	6.4	9.6	100.0
		F	-	2.6	12.5	16.4	14.3	8.6	9.6	10.2	8.7	7.6	3.5	5.2	100.0
PHARMACEUTICAL, MEDICAL GDS., CLEANING MAT.	618	M	-	1.9	8.4	13.5	13.8	9.2	9.9	10.8	9.8	9.5	4.9	7.3	100.0
		F	-	2.0	5.5	11.8	15.0	11.1	11.7	11.3	10.7	9.3	4.4	5.5	100.0
PHARMACEUTICALS	618.1	M	-	4.4	15.6	20.0	13.5	6.9	6.2	8.8	8.1	6.7	3.9	4.2	100.0
		F	-	2.7	8.5	14.2	14.6	9.8	10.1	10.5	9.9	8.5	4.2	5.1	100.0
OTHER WHOLESALE DISTRIBUTION	619	M	-	1.9	3.7	11.3	16.4	12.0	10.7	11.0	10.5	9.8	5.6	6.6	100.0
		F	-	2.7	13.7	19.3	17.6	9.3	8.0	8.3	8.0	6.7	2.9	2.8	100.0
PAPER, BOOKS, STATIONERY, NEWSPAPERS	619.1/2	M	-	2.3	8.7	15.3	17.0	10.6	9.4	9.6	9.2	8.3	4.2	4.7	100.0
		F	-	3.3	4.0	12.9	16.9	10.2	9.4	11.5	9.4	6.6	6.3	6.3	100.0
WHOLESALE TRADE	61	M	-	3.4	15.4	20.1	17.3	8.9	7.7	8.2	7.3	6.4	2.9	2.2	100.0
		F	-	3.3	11.2	17.4	17.1	9.4	8.3	9.4	8.1	7.5	4.3	3.7	100.0
FOOD, DRINK, TOBACCO	641/642	M	-	1.3	3.6	10.9	17.8	12.3	11.6	10.4	11.1	9.7	4.0	6.0	100.0
		F	-	2.2	10.4	17.0	15.7	9.6	8.1	9.7	9.4	8.0	3.6	5.0	100.0
DISPENSING CHEMISTS	643	M	-	1.7	6.6	13.6	16.9	11.1	10.0	10.1	10.3	9.0	3.8	5.6	100.0
		F	-	1.1	2.5	10.0	16.4	11.4	12.7	12.4	10.7	11.1	3.9	6.0	100.0
MEDICAL GOODS, COSMETICS, CLEANING MAT.	644	M	-	1.1	4.8	11.7	16.7	11.2	10.7	11.5	11.1	10.0	3.4	5.8	100.0
		F	-	1.2	4.2	11.3	16.6	12.1	11.6	11.6	10.6	9.5	4.5	5.6	100.0
CLOTHING	645	M	-	2.4	13.2	19.8	17.2	8.9	7.7	8.6	7.7	6.4	3.1	3.9	100.0
		F	-	1.6	6.8	13.8	16.8	11.2	10.5	10.7	9.8	8.6	4.1	5.1	100.0
FOOTWEAR, LEATHER GOODS	646	M	-	3.0	7.7	13.9	17.0	10.4	10.7	10.1	9.1	8.9	3.6	4.8	100.0
		F	-	3.8	14.8	18.1	14.2	7.5	8.5	10.0	8.4	8.1	2.9	2.9	100.0
FURN. FABRICS, HOUSEHOLD TEXTILES	647	M	-	3.4	11.5	16.2	15.5	8.8	9.5	10.1	8.7	8.5	3.3	3.7	100.0
		F	-	-	2.3	6.3	17.5	10.1	9.7	8.4	11.2	12.0	7.0	14.0	100.0
HOUSEHOLD FITMENTS, APPLIANCES	648/649	M	-	0.8	5.4	12.7	19.2	8.7	7.8	8.2	11.3	10.0	5.7	9.6	100.0
		F	-	1.7	4.1	14.2	21.5	13.1	12.7	8.5	8.4	6.8	3.5	4.4	100.0
BOOKS, NEWSPRS., STATIONERY, OFFICE SUPPS.	653	M	-	1.3	11.2	15.9	16.1	10.8	9.3	9.9	9.2	6.2	3.4	3.5	100.0
		F	-	1.4	7.9	15.1	18.6	11.9	10.8	9.2	8.8	6.4	3.4	3.9	100.0
OTHER RETAIL DISTRIBUTION	654/655	M	-	1.2	4.7	10.8	13.6	9.6	8.9	11.4	10.7	11.3	5.8	11.3	100.0
		F	-	2.9	12.4	15.5	13.0	7.6	8.5	9.8	9.4	8.5	4.7	6.7	100.0
VARIOUS NON-FOOD PRODUCTS	656	M	-	2.5	10.3	14.2	13.2	8.2	8.6	10.2	9.8	9.3	5.0	8.0	100.0
		F	-	3.0	7.4	9.8	17.7	11.2	9.8	8.9	9.0	8.1	4.8	9.2	100.0
RETAIL TRADE	64/653- 656	M	-	7.9	17.8	20.3	14.3	7.7	6.6	5.9	5.4	5.2	3.0	4.5	100.0
		F	-	6.8	15.4	17.9	15.1	8.5	7.3	6.6	6.2	5.8	3.4	5.6	100.0

TAB. A3

SALARIES SELON L'ACTIVITE, LE SEXE,  
L'AGE ET LE REGIME DE TRAVAIL.

REGIME DE TRAVAIL: TEMPS PLEIN

(%)

AGE (ANNEES REVOLUES)						TOG. ENS.	SEX E	NACE	ACTIVITE
< 21	21 - 29	30 - 44	45 - 54	>= 55	(*)				
4.2	24.2	33.7	23.7	13.1	1.2	100.0	M	611	MAT. PREM. AGR..
13.2	34.2	21.3	17.8	12.0	1.5	100.0	F		ANIMAUX.
6.2	26.4	31.0	22.4	12.8	1.3	100.0	T	612	TEXTILES
3.0	22.7	38.6	24.0	10.9	0.8	100.0	M		COMBUSTIBLES.
9.0	40.2	28.8	14.5	5.8	0.8	100.0	F	613	MINERAIS.
4.6	26.0	36.3	21.0	9.7	0.8	100.0	T		PR. CHIMIQUES
4.5	25.0	36.1	21.7	10.6	1.3	100.0	M	614	BOIS, MATERIAUX
14.0	42.1	25.3	11.4	5.1	1.2	100.0	F		DE CONSTR.
8.6	28.0	34.0	10.7	0.5	1.3	100.0	T		
5.7	33.5	34.9	17.0	7.8	1.0	100.0	M	615	MACHINES,
13.5	40.0	26.2	12.4	6.8	0.9	100.0	F		VEHICULES
7.6	35.1	32.9	15.9	7.7	1.0	100.0	T		
4.4	29.0	38.0	18.0	10.1	0.8	100.0	M	616	MEUBLES.
15.3	40.4	25.9	12.2	5.5	0.6	100.0	F		ART. MENAGERS
7.7	33.0	33.0	16.8	8.7	0.7	100.0	T		QUINCAILLERIE
5.0	23.5	31.5	22.7	16.0	1.3	100.0	M	617	TEXTILE.
15.1	30.7	28.4	16.3	8.7	0.8	100.0	F		HABILLEMENT.
10.3	27.3	29.9	19.3	12.2	1.0	100.0	T		CHAUSSURES.
7.0	26.0	34.1	18.9	8.8	1.7	100.0	M	617	PRODUITS ALIM..
20.0	33.5	21.9	14.9	8.1	1.5	100.0	F		BOISSONS.
11.3	28.0	30.5	18.4	8.4	1.7	100.0	T	617.6	TABAC
-	-	-	-	-	-	-	M		PRODUITS DU
-	-	-	-	-	-	-	F		TABAC
-	-	-	-	-	-	-	T		
5.5	27.7	33.7	20.2	12.2	0.7	100.0	M	618	PR. PHARM..
18.4	36.0	25.6	14.7	5.7	0.7	100.0	F		MEDICAM.
11.0	32.3	29.7	17.5	8.0	0.7	100.0	T		D'ENTRETIEN
7.3	28.7	31.0	18.0	12.8	-	100.0	M	618.1	PRODUITS
10.8	37.4	24.7	13.7	5.1	-	100.0	F		PHARM.
14.8	34.8	27.1	15.6	7.9	0.3	100.0	T		
4.0	28.6	34.3	20.8	10.0	1.4	100.0	M	619	AUTRES COMMERCES
12.6	32.7	27.4	17.4	8.6	1.2	100.0	F		DE GROS
8.3	30.4	31.2	19.3	9.4	1.3	100.0	T		
3.6	26.4	36.5	21.9	9.9	1.7	100.0	M	619.1/2	PAPIER, LIVRES.
9.6	31.5	28.6	18.8	8.0	2.4	100.0	F		JOURNAUX
5.9	28.3	33.5	21.1	9.2	1.9	100.0	T		
5.4	27.8	35.3	20.1	10.1	1.2	100.0	M	61	COMMERCE DE GROS
15.6	37.0	25.2	14.1	7.0	1.0	100.0	F		
8.4	30.6	32.4	18.4	9.2	1.1	100.0	T		
10.7	30.9	31.2	18.1	8.4	0.7	100.0	M	641/642	PR. ALIMENTAIRES.
18.6	32.3	26.0	16.5	5.8	0.8	100.0	F		BOISSONS.
15.0	31.7	28.4	17.2	7.0	0.7	100.0	T		TABAC
3.3	23.0	28.3	23.1	21.0	-	100.0	M	643	PHARMACIES
7.6	35.7	23.0	20.5	12.6	-	100.0	F		
6.2	31.8	24.7	21.3	15.3	-	100.0	T		
5.8	35.7	34.3	15.2	7.8	1.1	100.0	M	644	ART. MEDICAM.
12.4	32.0	30.0	15.3	6.8	3.4	100.0	F		PRODUITS
0.4	33.7	32.0	15.3	7.3	2.3	100.0	T		D'ENTRETIEN
5.9	24.4	29.9	22.0	17.1	0.7	100.0	M	645	ARTICLES
15.4	28.5	25.8	17.9	11.4	0.9	100.0	F		D'HABILLEMENT
12.7	27.4	27.0	19.1	13.0	0.8	100.0	T		
10.4	27.6	29.9	17.1	14.0	1.0	100.0	M	646	CHAUSSURES.
25.7	34.6	20.2	10.5	7.5	1.5	100.0	F		MAROQUINERIE
22.2	33.0	22.4	12.1	9.0	1.4	100.0	T		
6.0	28.3	32.5	19.1	10.2	3.1	100.0	M	647	TISSUS
12.4	31.2	27.3	16.4	10.4	1.7	100.0	F		D'AMEUBLEMENT
16.2	28.0	29.6	17.8	10.3	2.3	100.0	T		
7.0	34.2	32.8	16.5	7.8	0.9	100.0	M	648/648	EQUIPEMENT DU
14.0	33.9	27.2	16.0	7.2	0.9	100.0	F		FOYER
9.8	34.1	31.1	16.3	7.7	0.9	100.0	T		
8.5	30.4	28.1	14.8	8.9	1.2	100.0	M	653	LIVRES, JOURN..
14.0	36.9	25.7	14.2	7.2	1.1	100.0	F		PAPIER.
11.0	37.6	26.8	14.5	8.0	1.2	100.0	T		EQ. BUREAU
4.6	28.5	33.4	20.2	11.7	1.8	100.0	M	654/655	AUTRES COMMERCE
12.3	28.4	28.1	18.7	10.6	1.8	100.0	F		DE DETAIL
7.9	28.4	31.2	19.6	11.2	1.7	100.0	T		
6.3	28.0	32.1	21.4	13.9	-	100.0	M	656	PRODUITS DIVERS
11.2	28.0	29.1	21.1	10.2	0.6	100.0	F		NON ALIMENT.
9.7	27.4	30.0	21.2	11.3	0.5	100.0	T		
8.7	30.8	31.6	18.3	9.8	0.8	100.0	M	64/653-	COMMERCE DE
18.0	31.2	26.7	17.5	7.9	0.9	100.0	F	656	DETAIL
12.7	31.0	28.0	17.8	8.7	0.8	100.0	T		

TAB. A3

EMPLOYEES ACCORDING TO ACTIVITY, SEX,  
AGE AND TYPE OF EMPLOYMENT.

(%) TYPE OF EMPLOYMENT: PART-TIME

ACTIVITY	NACE	SEX	AGE (COMPLETED YEARS)											TOG. ENS.							
			< 16	16-17	18-20	21-24	25-29	30-34	35-39	40-44	45-49	50-54	55-59		>= 60						
AGRIC. PRIMARY PROD., LIVE-STOCK, TEXT.	611	M	-	-	-	-	4.5	6.5	7.5	10.4	14.2	11.9	6.5	22.7	100.0						
FUELS, ORES, INDUSTRIAL CHEMICALS	612	M	-	-	2.8	2.9	4.6	7.5	7.0	12.2	14.7	12.5	8.6	20.4	100.0						
TIMBER, BUILDING MATERIALS	613	M	-	-	-	-	8.0	9.2	8.6	14.1	13.0	13.1	9.4	18.5	100.0						
MACHINERY, EQUIPMENTS, VEHICLES	614	M	-	-	-	-	2.8	7.1	8.1	10.1	12.0	14.5	8.6	21.7	100.0						
FURNITURE, HSEHD. GOODS, HARDWARE	615	M	-	-	-	-	4.9	8.7	5.1	13.5	10.3	10.5	12.2	24.2	100.0						
TEXTILES, CLOTHING, FOOTWR., LEATHERWARE	616	M	-	-	-	-	3.8	3.6	7.9	12.5	5.5	11.0	14.5	8.3	14.3	100.0					
FOOD, DRINK, TOBACCO	617	M	-	-	-	-	3.1	5.3	8.4	8.2	11.8	11.0	9.3	13.0	100.0						
TOBACCO PRODUCTS	617.6	M	-	-	-	-	3.1	4.4	6.7	7.0	8.2	8.9	13.3	11.9	10.9	7.0	15.9	100.0			
PHARMACEUTICAL, MEDICAL GDS., CLEANING MAT.	618	M	-	-	-	-	-	-	-	7.4	6.2	9.7	10.6	10.0	12.5	26.4	100.0				
PHARMACEUTICALS	618.1	M	-	-	-	-	2.6	7.0	9.2	9.0	8.3	14.5	11.2	12.4	8.3	14.4	100.0				
OTHER WHOLESALE DISTRIBUTION	619	M	-	-	-	-	-	-	-	19.1	-	-	-	-	-	-	-	100.0			
PAPER, BOOKS, STATIONERY, NEWSPAPERS	619.1/2	M	-	-	-	-	-	-	-	14.8	-	-	-	-	-	-	-	100.0			
WHOLESALE TRADE	61	M	-	-	-	-	-	-	-	8.4	7.5	10.9	12.7	11.1	16.3	-	-	100.0			
FOOD, DRINK, TOBACCO	641/642	M	-	-	-	-	-	-	-	10.2	18.9	12.5	9.0	7.1	5.1	7.3	6.9	6.2	5.7	10.4	100.0
DISPENSING CHEMISTS	643	M	-	-	-	-	-	-	-	4.5	16.0	11.5	10.6	8.5	8.7	12.8	10.3	8.9	3.1	3.5	100.0
MEDICAL GOODS, COSMETICS, CLEANING MAT.	644	M	-	-	-	-	-	-	-	5.6	16.6	11.7	10.3	8.3	8.0	11.8	9.6	8.4	3.6	4.8	100.0
CLOTHING	645	M	-	-	-	-	-	-	-	-	-	-	-	-	-	-	-	-	-	-	100.0
FOOTWEAR, LEATHER GOODS	646	M	-	-	-	-	-	-	-	-	-	-	-	-	-	-	-	-	-	-	100.0
FURN. FABRICS, HOUSEHOLD TEXTILES	647	M	-	-	-	-	-	-	-	-	-	-	-	-	-	-	-	-	-	-	100.0
HOUSEHOLD FITMENTS, APPLIANCES	648/649	M	-	-	-	-	-	-	-	-	-	-	-	-	-	-	-	-	-	-	100.0
BOOKS, NEWSPPRS., STATIONERY, OFFICE SUPPS.	653	M	-	-	-	-	-	-	-	-	-	-	-	-	-	-	-	-	-	-	100.0
OTHER RETAIL DISTRIBUTION	654/655	M	-	-	-	-	-	-	-	-	-	-	-	-	-	-	-	-	-	-	100.0
VARIOUS NON-FOOD PRODUCTS	656	M	-	-	-	-	-	-	-	-	-	-	-	-	-	-	-	-	-	-	100.0
RETAIL TRADE	64/653-656	M	-	-	-	-	-	-	-	-	-	-	-	-	-	-	-	-	-	-	100.0



TAB. A3

SALARIES SELON L ACTIVITE, LE SEXE,  
L AGE ET LE REGIME DE TRAVAIL.  
REGIME DE TRAVAIL: TEMPS PARTIEL

(2)

AGE (ANNEES REVOLUES)							S E X E	NACE	ACTIVITE
< 21	21 29	30 44	45 54	>= 55	(*)	TOT. ENS.			
4.3	6.9	24.4	26.2	29.3	8.9	100.0	M	611	MAT. PREM. AGR..
	8.0	28.9	28.1	28.8	-	100.0	F		ANIMAUX
4.1	7.5	26.7	27.2	29.0	5.5	100.0	T		TEXTILES
	8.0	28.2	27.5	32.8	-	100.0	M	612	COMBUSTIBLES
	10.9	32.0	26.1	27.9	-	100.0	F		MINERAIS
	9.9	30.2	26.7	30.2	-	100.0	T		PR. CHIMIQUES
	14.2	32.7	19.1	27.8	-	100.0	M	613	BOIS, MATERIAUX
	12.2	35.4	20.9	19.0	-	100.0	F		DE CONSTR.
2.7	12.9	34.4	26.0	22.2	-	100.0	T		
3.4	7.4	30.7	19.3	34.5	4.6	100.0	M	614	MACHINES,
3.0	13.0	37.8	24.0	19.8	-	100.0	F		VEHICULES
3.1	11.5	35.3	22.0	25.0	2.2	100.0	T		
	13.6	28.0	16.5	36.4	-	100.0	M	615	MEUBLES,
4.0	13.7	32.2	25.7	22.6	-	100.0	F		ART. MENAGERS
4.7	13.6	31.0	22.3	27.8	-	100.0	T		QUINCAILLERIE
	18.1	23.0	21.5	33.6	-	100.0	M	616	TEXTILE,
7.4	20.4	31.1	18.0	20.7	-	100.0	F		HABILLEMENT,
5.4	19.0	28.7	19.7	25.0	-	100.0	T		CHAUSSURES
8.1	17.3	28.5	18.3	27.8	-	100.0	M	617	PRODUITS ALIM..
7.2	11.6	32.6	24.9	20.0	3.6	100.0	F		BOISSONS,
7.5	13.0	30.3	22.8	23.0	2.6	100.0	T	617.6	TABAC
	-	-	-	-	-	-	M		PRODUITS DE
	-	-	-	-	-	-	F		TABAC
	-	-	-	-	-	-	T		
	9.3	23.3	20.6	38.9	-	100.0	M	618	PR. PHARM..
	19.5	35.7	24.9	15.1	-	100.0	F		MEDICAUX,
3.4	18.3	31.0	23.6	22.7	2.3	100.0	T		D'ENTRETIEN
	-	-	-	39.1	-	100.0	M	618.1	PRODUITS
	-	-	-	-	-	100.0	F		PHARM.
	25.7	29.0	20.2	18.4	-	100.0	T		
4.7	21.7	23.7	21.2	26.3	-	100.0	M	619	AUTRES COMMERCE
3.0	13.1	31.1	24.9	25.9	-	100.0	F		DE GROS
3.0	18.0	27.0	23.2	26.1	2.2	100.0	T		
	-	20.9	25.5	32.0	-	100.0	M	619.1/2	PAPIER, LIVRES,
	-	31.9	28.5	26.8	-	100.0	F		JOURNEAUX
	0.7	31.2	27.4	28.5	-	100.0	T		
4.9	13.3	27.5	20.0	31.1	2.4	100.0	M	61	COMMERCE DE GROS
4.7	13.0	33.4	25.3	21.4	2.2	100.0	F		
4.0	13.1	31.1	23.6	25.1	2.3	100.0	T		
20.1	21.5	19.5	13.1	16.1	-	100.0	M	641/642	PR. ALIMENTAIRES,
20.8	22.1	30.1	19.2	6.5	1.5	100.0	F		BOISSONS,
22.2	22.0	28.1	18.0	8.3	1.3	100.0	T		TABAC
	20.9	19.0	-	28.7	-	100.0	M	643	PHARMACIES
	14.3	37.6	22.5	20.2	-	100.0	F		
	17.7	33.5	21.3	22.1	-	100.0	T		
	19.1	17.3	20.4	32.0	-	100.0	M	644	ART. MEDICAUX,
	17.2	36.4	20.6	20.1	-	100.0	F		PRODUITS
4.5	17.8	30.2	20.5	23.9	-	100.0	T		D'ENTRETIEN
7.9	13.8	26.1	15.5	34.1	-	100.0	M	645	ARTICLES
7.2	14.0	33.5	20.0	15.1	1.3	100.0	F		D'HABILLEMENT
7.3	14.7	32.5	26.4	17.6	1.5	100.0	T		
15.0	-	23.0	14.9	34.1	-	100.0	M	646	CHAUSSURES,
18.2	21.7	32.5	17.6	7.4	2.5	100.0	F		MARQUINERIE
17.0	20.3	31.4	17.3	10.7	2.4	100.0	T		
	-	28.3	18.4	25.9	-	100.0	M	647	TISSUS
10.8	9.7	27.2	32.0	17.6	-	100.0	F		D'AMEUBLEMENT
18.7	18.4	27.4	29.7	19.3	-	100.0	T		
9.3	22.3	23.8	20.3	23.0	-	100.0	M	648/649	EQUIPEMENT DU
4.6	20.2	33.0	28.7	13.3	2.1	100.0	F		FOYER
6.2	20.9	29.9	24.5	16.7	-	100.0	T		
9.9	27.1	24.9	18.4	19.2	1.8	100.0	M	653	LIVRES, JOURN..
8.5	21.4	27.7	25.2	14.5	2.7	100.0	F		PAPIER,
9.0	23.6	26.6	22.5	16.4	1.9	100.0	T		EQ. BUREAU
5.2	9.4	24.2	23.2	29.1	0.9	100.0	M	654/655	AUTRES COMMERCE
1.4	18.9	37.6	28.5	13.3	2.3	100.0	F		DE DETAIL
7.3	16.6	34.4	25.7	17.1	3.9	100.0	T		
21.5	29.6	15.5	0.9	28.5	-	100.0	M	656	PRODUITS DIVERS
15.8	20.3	28.0	24.9	19.5	1.6	100.0	F		NON ALIMENT.
16.6	21.5	25.4	22.7	11.0	1.0	100.0	T		
18.7	21.0	28.9	15.2	21.4	2.1	100.0	M	64/653-	COMMERCE DE
14.6	20.1	30.5	23.0	10.1	1.7	100.0	F	656	DETAIL
15.4	20.4	28.6	21.5	12.3	1.7	100.0	T		

TAB. A3

EMPLOYEES ACCORDING TO ACTIVITY, SEX,  
AGE AND TYPE OF EMPLOYMENT.

(%) TYPE OF EMPLOYMENT: ALL TYPES OF EMPLOYMENT

ACTIVITY	NACE	SEX	AGE (COMPLETED YEARS)											TOG. EMS.	
			< 16	16	18	21	25	30	35	40	45	50	55		>=
			16	17	20	24	29	34	39	44	49	54	59		60
AGRIC. PRIMARY	611	M	1.2	2.9	9.3	14.1	10.1	10.7	12.4	13.1	10.7	4.9	8.9	100.0	
PROD., LIVE- STOCK, TEXT.		F	0.9	10.9	15.6	14.7	7.9	5.5	9.1	9.8	9.5	4.9	9.6	100.0	
FUELS, ORES, INDUSTRIAL	612	M	1.2	4.8	10.8	14.3	9.5	9.5	11.6	12.3	10.4	4.9	9.1	100.0	
CHEMICALS		F	0.5	2.5	8.1	14.3	12.3	12.9	13.1	12.3	11.8	5.6	5.8	100.0	
TIMBER, BUILDING MATERIALS	613	M	0.8	8.3	16.7	21.3	10.7	8.9	9.6	8.6	6.8	2.9	4.5	100.0	
MACHINERY, EQUIPMENTS, VEHICLES	614	F	0.6	3.9	10.2	16.0	11.9	11.9	12.3	11.4	10.6	4.9	5.5	100.0	
FURNITURE, HSEHD. GOODS, HARDWARE	615	M	0.9	3.6	10.1	15.6	11.4	11.8	12.7	11.6	10.0	4.7	6.2	100.0	
TEXTILES, CLOTH- ING, FOOTWR.	616	F	1.1	12.3	21.7	16.6	8.9	8.8	8.9	7.6	6.1	2.7	4.1	100.0	
FOOD, DRINK, TOBACCO	617	M	1.0	5.4	12.6	15.8	10.8	11.2	11.9	10.7	9.2	4.3	5.8	100.0	
TOBACCO PRODUCTS	617.6	F	0.9	4.7	13.4	19.8	13.2	11.3	10.5	9.1	7.9	3.5	4.8	100.0	
PHARMACEUTICAL, MEDICAL GDS., CLEANING MAT.	618	M	1.3	11.3	19.4	18.4	10.3	8.6	8.3	7.0	6.5	2.9	5.1	100.0	
PHARMACEUTICALS	618.1	F	1.0	6.4	14.9	19.4	12.4	10.6	9.9	8.6	7.6	3.4	4.9	100.0	
OTHER WHOLESALE DISTRIBUTION	619	M	0.9	3.6	11.5	18.0	13.3	11.1	11.4	9.6	9.1	4.7	5.8	100.0	
PAPER, BOOKS, STATIONERY, NEWSPAPERS	619.1/2	F	1.7	12.9	20.2	18.3	9.7	8.4	8.2	7.1	6.0	3.1	3.6	100.0	
WHOLESALE TRADE	61	M	1.1	6.5	14.3	18.1	12.2	10.3	10.4	8.9	8.2	4.2	5.1	100.0	
FOOD, DRINK, TOBACCO	641/642	F	1.1	3.6	10.2	12.9	9.8	10.0	11.3	11.1	11.5	6.5	10.5	100.0	
DISPENSING CHEMISTS	643	M	2.7	11.8	15.8	14.1	8.4	9.7	10.6	8.8	7.7	3.7	6.0	100.0	
MEDICAL GOODS, COSMETICS, CLEANING MAT.	644	F	2.0	8.0	13.2	13.6	9.0	9.9	10.9	9.8	9.5	5.0	8.1	100.0	
CLOTHING	645	M	2.1	5.5	11.7	14.8	11.0	11.6	11.2	10.7	9.3	4.5	5.9	100.0	
FOOTWEAR, LEATHER GOODS	646	F	4.3	14.4	18.4	12.7	7.1	6.5	9.5	8.7	7.3	4.1	5.3	100.0	
FURN. FABRICS, HOUSEHOLD TEXTILES	647	M	2.7	8.3	13.8	14.2	9.8	10.0	10.7	10.0	8.6	4.4	5.7	100.0	
HOUSEHOLD FITMENTS, APPLIANCES	648/649	F	2.1	9.8	16.1	15.1	9.6	8.3	9.9	9.5	8.4	4.0	6.0	100.0	
BOOKS, NEWSPRS., STATIONERY, OFFICE SUPPS.	653	M	1.6	6.4	13.1	16.5	11.0	10.0	10.1	10.3	9.2	4.0	6.4	100.0	
OTHER RETAIL DISTRIBUTION	654/655	F	1.0	2.4	9.8	16.0	11.3	12.5	12.5	10.7	11.3	3.9	6.7	100.0	
VARIOUS NON-FOOD PRODUCTS	656	M	1.0	4.6	11.2	16.3	11.1	10.8	11.6	11.1	10.3	3.6	6.5	100.0	
RETAIL TRADE	64/653- 656	F	1.2	4.2	11.2	16.4	12.0	11.5	11.5	10.6	9.5	4.6	6.0	100.0	
		T	0.0	12.3	18.5	16.3	8.9	7.9	9.1	8.1	6.9	3.4	4.9	100.0	
		M	1.6	6.6	13.4	16.4	11.1	10.4	10.8	9.9	8.8	4.3	5.6	100.0	
		F	3.3	8.1	13.8	16.7	10.3	10.5	10.0	9.0	8.8	3.7	5.0	100.0	
		T	3.9	15.0	17.2	13.7	7.6	8.6	10.4	8.6	8.2	3.0	2.9	100.0	
		M	3.6	12.0	15.8	15.0	8.8	9.4	10.2	8.8	8.5	3.3	3.8	100.0	
		F	0.7	5.2	11.4	18.0	9.2	8.4	8.0	10.6	11.8	7.9	14.0	100.0	
		T	1.9	4.0	14.0	20.8	12.6	11.9	8.8	8.2	7.3	3.9	5.4	100.0	
		M	1.2	10.4	14.9	15.6	10.9	9.5	10.3	9.4	6.5	3.9	4.2	100.0	
		F	1.5	7.5	14.5	17.9	11.7	10.6	9.6	8.8	6.8	3.9	4.8	100.0	
		T	1.3	4.8	10.5	13.2	9.3	9.1	11.2	10.7	10.9	5.8	12.5	100.0	
		M	2.9	11.1	13.2	12.4	7.8	8.9	10.4	10.4	9.2	4.8	7.2	100.0	
		F	2.5	9.4	13.0	12.6	8.2	9.0	10.6	10.5	9.7	5.1	8.6	100.0	
		T	3.4	7.4	9.7	16.9	11.1	9.4	8.9	9.0	7.9	4.8	10.5	100.0	
		M	7.9	16.9	18.9	14.1	8.1	7.0	6.7	5.8	5.6	3.0	4.5	100.0	
		F	6.9	14.8	16.8	14.8	8.7	7.5	7.2	6.5	6.1	3.4	5.8	100.0	
		T	1.6	5.6	9.9	17.2	9.6	11.5	11.1	10.8	8.2	4.1	7.3	100.0	
		M	2.9	9.6	14.9	11.9	8.3	7.8	11.1	9.6	10.2	4.7	7.3	100.0	
		F	2.3	8.0	12.9	14.0	8.8	9.3	11.1	10.1	9.4	4.4	7.3	100.0	
		T	1.2	6.5	15.7	18.0	11.0	10.7	10.7	9.0	7.6	3.3	5.3	100.0	
		M	1.5	11.6	15.6	16.0	8.9	9.3	10.0	10.0	7.9	3.5	4.8	100.0	
		F	1.3	8.2	15.6	17.3	10.3	10.2	10.5	9.4	7.7	3.3	5.1	100.0	
		T	0.9	7.8	18.6	18.8	11.6	8.7	7.5	7.5	7.7	3.9	5.9	100.0	
		M	1.5	12.6	19.3	15.9	9.8	7.3	8.8	8.1	7.4	3.2	4.8	100.0	
		F	1.2	10.4	19.0	17.2	10.7	7.9	8.2	7.8	7.6	3.5	5.3	100.0	
		T	0.8	3.9	10.5	16.5	10.1	11.6	11.2	10.7	9.6	5.0	7.9	100.0	
		M	1.6	7.9	11.7	14.2	10.2	9.0	11.4	11.0	9.7	4.4	6.9	100.0	
		F	1.1	5.8	11.1	15.4	10.2	10.4	11.3	10.9	9.7	4.7	7.4	100.0	
		T	1.5	5.8	11.8	14.4	10.1	9.8	11.0	10.5	10.1	6.4	7.9	100.0	
		M	2.0	10.0	13.9	12.7	7.7	9.4	11.6	11.2	10.6	5.0	5.2	100.0	
		F	1.8	8.8	13.3	13.2	8.4	9.5	11.4	11.0	10.4	5.4	6.0	100.0	
		T	2.3	7.0	13.7	16.6	10.4	10.4	10.3	9.3	8.8	4.2	6.2	100.0	
		M	3.0	12.7	15.8	13.7	8.0	8.8	10.5	9.5	8.8	3.8	4.4	100.0	
		F	2.7	10.3	14.9	14.9	9.0	9.4	10.4	9.4	8.8	4.0	5.2	100.0	

TAB. A3

SALARIES SELON L ACTIVITE, LE SEXE,  
L AGE ET LE REGIME DE TRAVAIL.

REGIME DE TRAVAIL: ENS. DES REGIMES DE TRAVAIL

(2)

AGE (ANNEES REVOLUES)							S E X E	NACE	ACTIVITE
< 21	21 28	30 44	45 54	>= 55	(*)	TOT. ENS.			
4.2	23.5	33.2	23.8	13.8	1.5	100.0	M	611	MAT. PREM. AGR..
11.8	30.3	22.5	18.3	14.5	1.6	100.0	F		ANIMAUX
6.0	25.1	30.7	22.7	14.0	1.6	100.0	T		TEXTILES
3.0	22.4	30.3	24.1	11.4	0.8	100.0	M	612	COMBUSTIBLES
9.2	38.0	29.2	15.4	7.4	0.9	100.0	F		MINERAIS
4.5	28.2	36.1	22.0	10.4	0.8	100.0	T		PR. CHIMIQUES
4.5	25.7	35.9	21.6	10.9	1.3	100.0	M	613	BOIS, MATERIAUX
13.4	38.3	26.5	13.7	6.8	1.2	100.0	F		DE CONSTR.
6.4	28.4	33.9	19.9	10.1	1.3	100.0	T		
5.7	33.1	34.9	17.0	8.3	1.0	100.0	M	614	MACHINES,
12.6	37.7	27.2	13.5	8.1	0.9	100.0	F		VEHICULES
7.4	34.3	33.0	16.1	8.2	1.0	100.0	T		
4.4	29.6	35.4	18.8	10.6	0.8	100.0	M	615	MEUBLES,
14.6	38.6	28.3	13.2	6.7	0.6	100.0	F		ART. MENAGERS
7.6	32.4	32.2	17.0	9.3	0.7	100.0	T		QUINCAILLERIE
4.8	23.1	31.1	22.6	17.0	1.4	100.0	M	616	TEXTILE,
14.5	29.9	28.6	16.5	9.7	0.9	100.0	F		HABILLEMENT,
18.0	28.8	29.8	19.3	13.0	1.1	100.0	T		CHAUSSURES
7.8	26.5	33.8	19.9	10.4	1.7	100.0	M	617	PRODUITS ALIM..
18.8	31.2	23.1	16.0	9.4	1.7	100.0	F		BOISSONS,
11.1	28.0	30.5	18.7	10.1	1.7	100.0	T	617.6	TABAC
-	-	-	-	-	-	-	M		PRODUITS DU
-	-	-	-	-	-	-	F		TABAC
-	-	-	-	-	-	-	T		
5.5	27.2	33.4	20.2	12.8	0.7	100.0	M	618	PR. PHARM.,
15.7	36.0	26.1	15.2	6.2	0.7	100.0	F		MEDICAM.
10.7	31.7	29.7	17.7	9.5	0.7	100.0	T		D'ENTRETIEN
7.4	29.4	30.7	18.9	13.3	-	100.0	M	618.1	PRODUITS
18.3	37.2	25.1	13.8	5.3	-	100.0	F		PHARM.
14.3	34.3	27.1	15.7	8.2	0.3	100.0	T		
4.9	28.3	33.8	20.8	10.7	1.4	100.0	M	619	AUTRES COMMERCE
11.9	31.2	27.7	18.0	9.9	1.3	100.0	F		DE GROS
8.1	29.6	31.0	19.5	10.4	1.4	100.0	T		
3.5	25.8	36.3	22.0	10.6	1.8	100.0	M	619.1/2	PAPIER, LIVRES,
8.8	29.9	28.9	20.6	9.5	2.3	100.0	F		JOURNAUX
5.8	27.4	33.4	21.4	10.2	2.0	100.0	T		
5.4	27.6	35.1	20.2	10.6	1.2	100.0	M	61	COMMERCE DE GROS
14.7	34.9	25.9	15.1	8.3	1.1	100.0	F		
8.2	29.8	32.3	18.6	9.9	1.2	100.0	T		
11.4	30.5	30.7	17.9	8.7	0.7	100.0	M	641/642	PR. ALIMENTAIRES,
18.9	30.9	26.6	18.9	5.9	0.9	100.0	F		BOISSONS,
15.7	30.7	28.4	17.3	7.1	0.8	100.0	T		TABAC
3.5	24.5	27.2	22.4	21.9	-	100.0	M	643	PHARMACIES
6.9	31.7	25.7	20.9	14.0	-	100.0	F		
5.9	29.5	26.2	21.3	16.4	0.7	100.0	T		
5.0	34.8	33.3	15.5	8.3	1.3	100.0	M	644	ART. MEDICAM.,
11.5	30.6	30.6	15.9	8.1	3.3	100.0	F		PRODUITS
9.0	32.5	31.8	15.7	8.7	2.4	100.0	T		D'ENTRETIEN
6.1	23.7	29.6	21.5	18.3	0.8	100.0	M	645	ARTICLES
14.3	26.2	27.1	19.6	12.0	1.0	100.0	F		D'HABILLEMENT
11.0	25.6	27.8	20.1	13.7	0.9	100.0	T		
18.7	26.6	29.4	16.9	15.3	1.8	100.0	M	646	CHAUSSURES,
24.0	33.0	21.7	11.4	7.4	1.8	100.0	F		MAROQUINERIE
21.7	31.6	23.4	12.6	9.2	1.5	100.0	T		
7.2	27.1	32.2	19.0	11.5	3.1	100.0	M	647	TISSUS
12.5	28.7	27.3	19.8	11.9	1.8	100.0	F		D'AMEUBLEMENT
10.3	26.9	29.3	18.5	11.7	2.3	100.0	T		
7.7	33.7	32.4	18.8	8.6	0.9	100.0	M	648/649	EQUIPEMENT DU
13.0	31.5	28.2	17.8	8.2	1.1	100.0	F		FOYER
8.5	33.0	31.0	17.0	8.5	1.0	100.0	T		
8.6	37.4	27.8	15.2	5.8	1.2	100.0	M	653	LIVRES, JOURN.,
14.1	35.2	25.9	15.5	8.1	1.3	100.0	F		PAPIER,
11.6	36.2	26.8	15.3	8.0	1.2	100.0	T		EO, BUREAU
4.7	27.0	32.8	20.4	12.0	2.2	100.0	M	654/655	AUTRES COMMERCE
9.4	25.9	30.6	20.8	11.3	2.0	100.0	F		DE DETAIL
6.9	26.5	31.8	20.6	12.2	2.1	100.0	T		
7.4	26.2	30.9	20.8	14.3	0.6	100.0	M	656	PRODUITS DIVERS
11.0	26.7	28.7	21.8	18.2	0.7	100.0	F		NON ALIMENT.
18.8	28.5	29.3	21.4	11.4	0.7	100.0	T		
8.2	30.3	31.0	18.2	10.4	0.9	100.0	M	64/653-	COMMERCE DE
15.8	29.5	27.3	18.3	8.2	1.8	100.0	F	656	DETAIL
13.8	29.8	28.8	18.2	9.1	0.8	100.0	T		

TAB. A4

EMPLOYEES ACCORDING TO ACTIVITY, SEX,  
LENGTH OF SERVICE IN ENTERPRISE AND  
TYPE OF EMPLOYMENT

(%)

ACTIVITY	NACE	SEX	TYPE OF EMPLOYMENT						REGIME DE TRAVAIL			TYPE OF EMPLOYMENT		
			FULL-TIME						TEMPS PLEIN			PART-TIME		
			LENGTH OF SERVICE IN ENTERPRISE											
			(COMPLETED YEARS)											
			< 2	2 - 4	5 - 9	10 - 19	>= 20	(°)	TOT. ENS.	< 2	2 - 4	5 - 9		
AGRIC. PRIMARY PROD., LIVE-STOCK, TEXT.	611	M	27.8	21.7	19.1	17.2	7.2	7.0	100.0	27.7	17.4	12.9		
		F	31.2	27.7	18.7	10.3	5.8	6.3	100.0	35.9	29.5	15.0		
FUELS, ORES, INDUSTRIAL CHEMICALS	612	M	28.5	23.0	19.0	15.7	6.9	6.9	100.0	31.9	23.7	14.0		
		F	24.0	22.4	20.4	21.3	10.6	1.3	100.0	35.2	33.1	18.3		
TIMBER, BUILDING MATERIALS	613	M	27.2	25.3	21.1	16.7	8.4	1.3	100.0	32.9	26.1	20.2		
		F	24.8	23.1	20.5	20.2	10.1	1.3	100.0	34.1	29.5	19.3		
MACHINERY, EQUIPMENTS, VEHICLES	614	M	27.2	24.5	20.7	17.0	7.5	3.1	100.0	33.3	25.3	14.6		
		F	30.6	30.9	18.5	12.1	4.8	3.1	100.0	33.7	28.7	18.4		
FURNITURE, HSEHD. GOODS, HARDWARE	615	M	27.8	25.7	20.3	16.1	6.9	3.1	100.0	33.6	27.4	17.0		
		F	29.1	26.2	20.4	15.7	7.2	1.4	100.0	34.4	22.3	15.2		
TEXTILES, CLOTHING, FOOTWR., LEATHERWARE	616	M	32.9	28.3	18.9	12.4	6.0	1.5	100.0	35.5	31.1	19.2		
		F	30.0	26.7	20.0	14.9	6.9	1.4	100.0	35.1	28.0	17.8		
FOOD, DRINK, TOBACCO	617	M	27.2	24.3	21.5	17.9	6.8	2.3	100.0	36.3	27.6	14.4		
		F	34.8	27.2	18.5	13.0	4.0	2.5	100.0	44.6	27.5	17.7		
TOBACCO PRODUCTS	617.6	M	29.5	25.2	20.6	16.4	5.9	2.4	100.0	41.5	27.5	16.5		
		F	27.1	24.6	18.7	15.4	12.0	2.2	100.0	31.0	20.2	20.4		
PHARMACEUTICAL MEDICAL GDS., CLEANING MAT.	618	M	31.6	29.1	16.3	13.4	6.1	3.4	100.0	39.7	28.7	12.0		
		F	29.5	27.0	17.4	14.4	8.9	2.8	100.0	36.8	25.9	14.8		
PHARMACEUTICALS	618.1	M	30.2	23.3	19.7	16.7	7.2	2.9	100.0	40.8	25.6	15.5		
		F	35.8	29.9	17.6	10.8	4.0	1.9	100.0	42.6	24.5	16.0		
OTHER WHOLESALE DISTRIBUTION	619	M	31.8	25.2	19.1	15.0	6.3	2.6	100.0	42.0	24.9	15.8		
		F	-	-	-	-	-	-	-	-	-	-		
PAPER, BOOKS, STATIONERY, NEWSPAPERS	619.1/2	M	26.4	22.8	19.8	16.5	8.8	5.7	100.0	27.0	19.9	21.6		
		F	28.8	23.4	16.6	14.4	7.7	9.1	100.0	35.3	22.6	18.2		
WHOLESALE TRADE	61	M	27.6	23.1	18.2	15.4	8.2	7.4	100.0	32.7	21.7	19.3		
		F	24.7	18.2	20.2	17.1	12.0	7.8	100.0	-	-	-		
FOOD, DRINK, TOBACCO	641/642	M	26.7	20.8	15.9	15.8	9.4	11.4	100.0	31.0	19.1	27.3		
		F	25.9	19.9	17.5	16.3	10.3	10.1	100.0	29.9	19.0	27.3		
DISPENSING CHEMISTS	643	M	29.7	25.8	18.7	15.2	6.9	3.6	100.0	37.5	29.7	16.6		
		F	32.7	27.6	17.7	12.8	5.4	3.7	100.0	39.1	24.3	18.3		
MEDICAL GOODS, COSMETICS, CLEANING MAT.	644	M	31.0	26.6	18.3	14.2	6.2	3.7	100.0	38.4	26.7	17.6		
		F	25.3	26.9	18.4	17.7	9.0	2.6	100.0	-	-	-		
CLOTHING	645	M	27.2	30.1	18.2	15.4	7.1	2.0	100.0	27.1	31.0	23.0		
		F	26.0	28.1	18.3	16.9	8.3	2.4	100.0	23.5	27.5	24.7		
FOOTWEAR, LEATHER GOODS	646	M	28.0	24.1	20.2	17.3	7.8	2.6	100.0	35.9	25.4	15.9		
		F	32.7	27.9	18.2	12.7	5.4	3.0	100.0	39.1	26.8	17.2		
FURN. FABRICS, HOUSEHOLD TEXTILES	647	M	29.4	25.2	19.7	16.0	7.1	2.7	100.0	37.9	26.3	16.7		
		F	33.1	22.7	17.6	15.9	8.0	2.7	100.0	64.3	15.4	9.4		
HOUSEHOLD FITMENTS, APPLIANCES	648/649	M	36.4	28.2	16.2	12.1	4.9	2.2	100.0	56.2	23.6	16.1		
		F	34.9	25.7	16.9	13.9	6.3	2.4	100.0	57.7	22.1	10.0		
BOOKS, NEWSPR., STATIONERY, OFFICE SUPPS.	653	M	14.7	25.4	21.7	19.9	17.4	-	100.0	46.3	17.0	-		
		F	21.7	21.8	22.0	22.3	10.7	1.6	100.0	30.1	30.7	18.2		
OTHER RETAIL DISTRIBUTION	654/655	M	19.4	23.0	21.9	21.5	12.9	1.3	100.0	33.6	27.7	19.0		
		F	34.4	24.7	15.0	12.3	5.1	8.6	100.0	33.0	21.0	-		
VARIOUS NON-FOOD PRODUCTS	656	M	38.3	27.7	18.2	8.2	3.2	4.4	100.0	50.5	21.5	16.6		
		F	36.5	26.3	16.7	10.1	4.1	6.3	100.0	44.8	21.3	14.2		
RETAIL TRADE	64/653-656	M	21.7	20.9	18.3	21.5	13.4	4.0	100.0	34.1	20.3	11.2		
		F	28.7	27.2	17.3	15.1	6.6	5.0	100.0	42.1	24.3	13.8		
		T	26.8	25.5	17.6	16.9	8.5	4.8	100.0	41.0	23.8	13.4		
		M	23.8	21.5	17.9	15.4	13.0	8.4	100.0	26.9	20.6	27.0		
		F	32.8	25.0	16.3	13.0	7.3	5.7	109.0	40.6	20.6	9.5		
		T	30.7	24.2	16.7	13.5	8.6	6.3	100.0	38.9	20.6	11.7		
		M	21.6	24.1	17.6	15.0	6.4	15.2	100.0	33.2	29.7	-		
		F	20.8	23.4	17.1	11.1	4.2	23.5	100.0	20.8	26.6	23.0		
		T	21.2	23.7	17.3	12.8	5.2	19.8	100.0	23.4	27.3	20.6		
		M	33.4	26.1	17.6	14.8	5.5	2.7	100.0	44.9	24.1	11.1		
		F	36.0	27.7	17.9	12.4	3.6	2.4	100.0	44.3	25.8	16.3		
		T	34.2	26.6	17.7	14.0	4.9	2.6	100.0	44.5	25.2	14.5		
		M	42.0	23.7	13.6	10.8	6.0	3.9	100.0	55.0	22.3	8.7		
		F	43.1	26.3	14.9	10.2	3.5	2.0	100.0	50.9	23.3	10.1		
		T	42.6	25.1	14.3	10.5	4.7	2.9	100.0	52.6	22.9	9.6		
		M	28.4	22.3	19.3	16.1	8.4	5.6	100.0	36.9	24.2	15.7		
		F	28.9	25.4	20.6	15.3	6.2	3.5	100.0	45.7	29.6	15.3		
		T	28.6	23.6	19.8	15.8	7.5	4.7	100.0	43.6	28.3	15.4		
		M	28.8	18.0	20.4	22.2	8.6	2.0	100.0	67.3	17.5	8.0		
		F	22.2	21.1	24.0	22.3	8.5	1.9	100.0	55.7	20.8	12.6		
		T	24.2	20.2	22.9	22.3	8.5	2.0	100.0	57.3	20.4	12.0		
		M	31.8	22.8	17.9	16.5	7.9	3.1	100.0	54.8	19.1	10.5		
		F	32.0	26.1	18.4	14.8	5.9	2.8	100.0	51.5	23.5	12.2		
		T	31.9	24.6	18.2	15.6	6.8	2.9	100.0	52.2	22.6	11.9		

TAB. A4

SALARIES SELON L ACTIVITE, LE SEXE,  
L ANCIENNETE DANS L ENTREPRISE ET  
LE REGIME DE TRAVAIL

(2)

REGIME DE TRAVAIL		ALLTYPES		ENS. DES REGIMES		S E X E	NACE	ACTIVITE		
TEMPS PARTIEL		OF EMPLOYMENT		DE TRAVAIL						
ANCIENNETE DANS L ENTREPRISE (ANNEES REVOLUES)										
10	>=	(*)	TOT.	<	2	5	10	>=	(*)	TOT.
-	20		ENS.	2	4	9	19	20		ENS.
12.2	8.2	21.6	100.0	27.8	21.5	18.8	17.0	7.2	7.6	100.0
8.8	5.5	5.2	100.0	31.9	27.8	18.2	10.1	5.8	6.1	100.0
10.5	8.8	13.1	100.0	28.8	23.1	18.6	15.3	8.9	7.3	100.0
8.5			100.0	24.3	22.7	20.3	21.0	10.4	1.3	100.0
15.6			100.0	27.6	25.4	21.0	16.6	8.0	1.4	100.0
12.2	3.2		100.0	25.1	23.3	20.5	19.8	8.8	1.3	100.0
15.5	8.4		100.0	27.2	24.6	20.5	17.0	7.5	3.3	100.0
13.5		3.9	100.0	30.8	30.7	18.4	12.0	4.7	3.2	100.0
10.7	5.9	3.2	100.0	28.0	25.9	20.1	15.9	6.9	3.2	100.0
10.7	14.3	3.2	100.0	28.2	26.2	20.3	15.6	7.3	1.4	100.0
8.8	2.6	2.6	100.0	33.1	28.5	18.0	12.1	5.8	1.6	100.0
9.5	6.7	2.8	100.0	30.2	28.8	20.0	14.7	6.9	1.5	100.0
11.2			100.0	27.4	24.4	21.3	17.7	6.8	2.4	100.0
5.7			100.0	35.4	27.2	18.4	12.6	3.8	2.5	100.0
7.7	3.8	3.2	100.0	28.9	25.3	20.4	16.1	5.8	2.4	100.0
12.8	8.5		100.0	27.2	24.5	18.7	15.3	11.8	2.3	100.0
7.3	5.4	7.0	100.0	32.2	29.1	18.0	12.9	6.0	3.7	100.0
8.1	8.0	6.7	100.0	28.8	27.0	17.2	14.0	8.7	3.1	100.0
11.2	4.1		100.0	30.5	23.3	19.6	16.6	7.1	2.9	100.0
8.4	4.1	3.5	100.0	36.5	29.3	17.4	10.6	4.0	2.1	100.0
10.8	4.1	3.2	100.0	32.4	25.2	18.8	14.7	6.1	2.7	100.0
-	-	-	-	-	-	-	-	-	-	-
-	-	-	-	-	-	-	-	-	-	-
-	-	-	-	-	-	-	-	-	-	-
14.6	12.2		100.0	26.5	22.7	19.9	16.4	8.8	5.7	100.0
14.6	5.3	3.8	100.0	28.1	23.4	16.6	14.4	7.8	8.9	100.0
14.6	7.5	4.2	100.0	27.8	23.0	18.2	15.4	8.2	7.3	100.0
-	-	-	100.0	24.7	18.2	20.3	17.1	11.9	7.7	100.0
14.8			100.0	28.8	20.8	16.2	15.8	9.3	11.1	100.0
18.1			100.0	26.0	19.9	17.7	16.3	10.3	9.8	100.0
8.9		5.1	100.0	30.1	26.0	18.6	15.0	6.6	3.7	100.0
8.5	3.5	5.3	100.0	33.2	27.4	17.8	12.6	5.2	3.8	100.0
9.7	2.5	5.2	100.0	31.5	26.6	18.2	13.9	6.0	3.8	100.0
-	-	-	100.0	25.1	26.8	18.7	17.8	8.8	2.9	100.0
-	-	-	100.0	27.2	30.2	18.5	15.0	6.9	2.1	100.0
13.5			100.0	25.9	28.1	18.6	16.7	8.1	2.6	100.0
11.3	6.7	4.7	100.0	28.2	24.1	20.1	17.2	7.8	2.6	100.0
9.7	3.7	3.5	100.0	33.3	27.8	18.1	12.4	5.3	3.0	100.0
10.3	4.8	3.9	100.0	28.7	25.2	19.5	15.7	7.0	2.8	100.0
3.6		5.4	100.0	34.4	22.4	17.3	15.3	7.8	2.8	100.0
5.8	1.7	3.3	100.0	30.2	27.5	15.4	11.1	4.4	2.4	100.0
4.8	1.7	3.7	100.0	37.1	25.3	16.2	13.0	5.9	2.8	100.0
-	-	-	100.0	18.4	24.4	21.8	18.3	15.9	-	100.0
13.8			100.0	23.3	23.5	21.2	20.8	9.2	2.1	100.0
12.3		4.2	100.0	21.8	23.8	21.4	20.0	11.2	1.8	100.0
20.3			100.0	34.4	24.5	14.6	12.7	5.3	8.5	100.0
4.7			100.0	30.5	27.1	18.0	7.9	3.1	4.4	100.0
9.8		5.8	100.0	37.2	25.9	16.5	10.1	4.1	6.3	100.0
16.5	8.3	8.6	100.0	22.7	20.8	17.8	21.1	13.0	4.5	100.0
18.5	4.8	5.4	100.0	31.0	26.7	16.7	14.3	6.2	5.2	100.0
11.3	4.6	5.8	100.0	26.8	25.2	17.8	16.1	7.9	5.0	100.0
-	-	-	100.0	24.0	21.4	18.4	15.1	12.6	8.5	100.0
11.8	3.5	13.8	100.0	33.8	24.4	15.4	12.8	6.8	6.8	100.0
11.5	4.8	13.2	100.0	31.8	23.7	16.1	13.3	8.1	7.2	100.0
-	-	-	100.0	22.6	24.5	17.2	14.7	6.7	14.3	100.0
8.1		18.1	100.0	20.8	24.1	18.3	10.7	3.6	22.6	100.0
8.7		15.8	100.0	21.5	24.3	17.8	12.3	4.8	18.2	100.0
8.1	6.1	5.7	100.0	33.9	26.0	17.3	14.5	5.5	2.8	100.0
7.6	1.9	4.1	100.0	37.4	27.4	17.6	11.6	3.3	2.7	100.0
7.7	3.3	4.7	100.0	35.1	26.5	17.4	13.5	4.8	2.8	100.0
8.8		4.2	100.0	43.1	23.6	13.2	10.5	5.6	3.8	100.0
8.1	2.5	5.1	100.0	44.0	26.0	14.3	10.0	3.4	2.4	100.0
8.1	2.2	4.7	100.0	43.6	24.9	13.8	10.3	4.4	3.1	100.0
18.9		8.9	100.0	29.0	22.5	19.0	15.7	8.0	5.8	100.0
5.1		3.8	100.0	33.4	28.5	19.2	12.6	4.9	3.4	100.0
6.5	1.9	4.4	100.0	31.8	24.4	19.1	14.2	6.8	4.7	100.0
-	-	-	100.0	31.5	18.0	18.6	21.0	8.0	2.0	100.0
6.7	0.7	3.5	100.0	27.9	21.1	22.0	19.6	7.1	2.2	100.0
6.3	0.7	3.4	100.0	28.8	20.2	21.3	20.0	7.4	2.2	100.0
6.8	3.4	5.5	100.0	33.8	22.6	17.5	16.8	7.6	3.2	100.0
6.7	1.8	4.2	100.0	35.1	25.7	17.4	13.8	5.2	3.8	100.0
6.7	2.1	4.4	100.0	34.2	24.4	17.5	14.8	6.2	3.1	100.0

TAB.A5

EMPLOYEES ACCORDING TO ACTIVITY, SEX,  
SYSTEM OF PAYMENT AND TYPE OF EMPLOYMENT

(%)

ACTIVITY	NACE	SEX	TYPE OF EMPLOYMENT		REGIME DE TRAVAIL	TYPE OF EMPLOYMENT						
			FULL-TIME		TEMPS PLEIN	PART-TIME						
			SYSTEM OF PAYMENT									
			PAID ON COMM.	REM. A LA COM.	NOT PAID ON COMM.	NON REM ON A LA COM.	(%)	TOT. ENS.	PAID ON COMM.	REM. A LA COM.	NOT PAID ON COMM.	NON REM ON A LA COM.
AGRIC. PRIMARY PROD., LIVE-STOCK, TEXT.	611	M	10.0	89.9	-	-	-	100.0	14.5	-	-	85.5
		F	1.1	98.9	-	-	-	100.0	-	-	-	96.8
		T	8.1	91.8	-	-	-	100.0	8.4	-	-	91.4
FUELS, ORES, INDUSTRIAL CHEMICALS	612	M	5.4	94.1	0.5	-	-	100.0	4.0	-	-	96.0
		F	0.9	99.1	-	-	-	100.0	-	-	-	98.7
		T	4.3	95.3	0.4	-	-	100.0	2.6	-	-	97.4
TIMBER, BUILDING MATERIALS	613	M	4.6	95.1	0.3	-	-	100.0	-	-	-	92.6
		F	0.7	99.0	-	-	-	100.0	-	-	-	99.0
		T	3.8	95.9	0.3	-	-	100.0	3.1	-	-	96.7
MACHINERY, EQUIPMENTS, VEHICLES	614	M	17.4	82.3	0.4	-	-	100.0	17.5	-	-	82.5
		F	1.7	98.0	0.3	-	-	100.0	-	-	-	98.4
		T	13.6	86.0	0.4	-	-	100.0	7.0	-	-	92.8
FURNITURE, HSEHD. GOODS, HARDWARE	615	M	17.0	83.0	-	-	-	100.0	28.9	-	-	71.1
		F	2.9	97.1	-	-	-	100.0	6.7	-	-	93.3
		T	12.8	87.2	-	-	-	100.0	14.9	-	-	85.1
TEXTILES, CLOTHING, FOOTWR.	616	M	24.1	75.4	0.5	-	-	100.0	32.1	-	-	66.9
		F	4.4	94.3	1.3	-	-	100.0	5.0	-	-	94.3
		T	13.7	85.4	1.0	-	-	100.0	14.0	-	-	85.2
FOOD, DRINK, TOBACCO	617	M	7.4	92.2	0.5	-	-	100.0	16.0	-	-	84.0
		F	1.0	98.8	-	-	-	100.0	1.9	-	-	97.9
		T	5.5	94.1	0.4	-	-	100.0	7.2	-	-	92.7
TOBACCO PRODUCTS	617.6	M	-	-	-	-	-	-	-	-	-	-
		F	-	-	-	-	-	-	-	-	-	-
		T	-	-	-	-	-	-	-	-	-	-
PHARMACEUTICAL, MEDICAL GDS., CLEANING MAT.	618	M	18.7	81.2	-	-	-	100.0	13.5	-	-	86.0
		F	1.6	98.4	-	-	-	100.0	2.6	-	-	97.4
		T	10.1	89.8	0.1	-	-	100.0	6.1	-	-	93.7
PHARMACEUTICALS	618.1	M	6.6	93.3	-	-	-	100.0	-	-	-	92.4
		F	-	99.6	-	-	-	100.0	-	-	-	100.0
		T	2.7	97.3	-	-	-	100.0	-	-	-	97.9
OTHER WHOLESALE DISTRIBUTION	619	M	25.8	73.8	0.4	-	-	100.0	22.2	-	-	77.4
		F	5.1	94.5	0.5	-	-	100.0	6.2	-	-	92.3
		T	16.6	83.0	0.4	-	-	100.0	13.2	-	-	85.8
PAPER, BOOKS, STATIONERY, NEWSPAPERS	619.1/2	M	26.3	73.6	-	-	-	100.0	25.6	-	-	74.4
		F	5.1	94.8	-	-	-	100.0	-	-	-	97.7
		T	18.2	81.7	-	-	-	100.0	10.6	-	-	89.4
WHOLESALE TRADE	61	M	11.9	87.8	0.3	-	-	100.0	16.4	-	-	83.6
		F	1.9	97.9	0.2	-	-	100.0	2.7	-	-	97.0
		T	9.0	90.7	0.3	-	-	100.0	8.0	-	-	91.8
FOOD, DRINK, TOBACCO	641/642	M	15.4	83.2	1.5	-	-	100.0	8.0	-	-	93.9
		F	8.0	90.6	1.4	-	-	100.0	4.5	-	-	94.2
		T	11.4	87.2	1.4	-	-	100.0	4.8	-	-	94.1
DISPENSING CHEMISTS	643	M	2.3	97.7	-	-	-	100.0	-	-	-	100.0
		F	-	99.8	-	-	-	100.0	-	-	-	100.0
		T	0.8	99.2	-	-	-	100.0	-	-	-	100.0
MEDICAL GOODS, COSMETICS, CLEANING MAT.	644	M	22.0	77.9	-	-	-	100.0	-	-	-	85.8
		F	19.8	80.2	-	-	-	100.0	24.2	-	-	75.8
		T	20.8	79.1	-	-	-	100.0	20.9	-	-	79.1
CLOTHING	645	M	12.6	85.9	0.5	-	-	100.0	-	-	-	96.7
		F	6.2	93.4	0.4	-	-	100.0	3.3	-	-	95.8
		T	8.0	91.5	0.5	-	-	100.0	3.1	-	-	95.9
FOOTWEAR, LEATHER GOODS	646	M	9.2	89.2	1.7	-	-	100.0	-	-	-	97.3
		F	8.8	89.9	1.4	-	-	100.0	5.3	-	-	94.1
		T	8.9	89.7	1.4	-	-	100.0	5.0	-	-	94.5
FURN. FABRICS, HOUSEHOLD TEXTILES	647	M	6.4	90.9	2.7	-	-	100.0	-	-	-	76.1
		F	1.7	91.7	6.6	-	-	100.0	44.0	-	-	55.6
		T	3.8	91.3	4.9	-	-	100.0	39.8	-	-	59.9
HOUSEHOLD FITMENTS, APPLIANCES	648/649	M	13.9	85.6	0.5	-	-	100.0	12.4	-	-	85.9
		F	10.0	89.4	0.6	-	-	100.0	15.4	-	-	83.2
		T	12.7	86.8	0.5	-	-	100.0	14.4	-	-	84.1
BOOKS, NEWSPRS., STATIONERY, OFFICE SUPPS.	653	M	33.8	66.1	-	-	-	100.0	43.4	-	-	59.6
		F	21.0	78.9	-	-	-	100.0	17.3	-	-	82.1
		T	27.0	73.0	-	-	-	100.0	26.9	-	-	73.1
OTHER RETAIL DISTRIBUTION	654/655	M	4.5	94.7	0.8	-	-	100.0	3.4	-	-	92.7
		F	5.8	92.8	1.4	-	-	100.0	4.9	-	-	92.1
		T	5.1	93.9	1.1	-	-	100.0	3.7	-	-	91.8
VARIOUS NON-FOOD PRODUCTS	656	M	2.9	97.1	-	-	-	100.0	-	-	-	99.3
		F	1.1	98.9	-	-	-	100.0	-	-	-	99.6
		T	1.6	98.3	-	-	-	100.0	-	-	-	99.5
RETAIL TRADE	64/653-656	M	13.4	85.6	0.9	-	-	100.0	8.3	-	-	91.0
		F	6.9	92.2	0.9	-	-	100.0	7.3	-	-	91.9
		T	9.8	89.3	0.9	-	-	100.0	7.5	-	-	91.8

TAB.A5

EMPLOYES SELON L'ACTIVITE, LE SEXE,  
LE SYSTEME DE REMUNERATION ET LE  
REGIME DE TRAVAIL

(2)

REGIME DE TRAVAIL TEMPS PARTIEL		ALLTYPES OF EMPLOYMENT		ENS. DES REGIMES DE TRAVAIL		S E X E	NACE	ACTIVITE
SYSTEME DE REMUNERATION								
(*)	TOT. ENS.	PAID ON COMM.	REM. A LA COM.	NOT PAID ON A LA COM.	NON REM	(*)	TOT. ENS.	
-	100.0	10.2		89.7		-	100.0	M 611 MAT. PREM. AGR.,
-	100.0	1.3		98.6		-	100.0	F ANIMAUX,
-	100.0	8.1		91.8		-	100.0	T TEXTILES
-	100.0	5.3		94.2	0.5	-	100.0	M 612 COMBUSTIBLES,
-	100.0	0.0		99.0		-	100.0	F MINERAIS,
-	100.0	4.3		95.3	0.4	-	100.0	T PR. CHIMIQUES
-	100.0	4.6		94.7	0.7	-	100.0	M 613 BOIS, MATERIAUX
-	100.0	0.7		98.5	0.8	-	100.0	F DE CONSTR.
-	100.0	3.8		95.5	0.7	-	100.0	T
-	100.0	17.4		82.3	0.4	-	100.0	M 614 MACHINES,
-	100.0	1.7		98.0	0.3	-	100.0	F VEHICULES
-	100.0	13.4		86.2	0.3	-	100.0	T
-	100.0	17.2		82.7		-	100.0	M
-	100.0	3.1		96.8		-	100.0	F 615 MEUBLES,
-	100.0	12.8		87.1		-	100.0	T ART. MENAGERS
-	100.0	24.8		74.9	0.5	-	100.0	M 616 TEXTILE,
-	100.0	4.5		94.2	1.3	-	100.0	F HABILLEMENT,
-	100.0	13.8		85.3	0.9	-	100.0	T CHAUSSURES
-	100.0	7.8		91.9	0.5	-	100.0	M 617 PRODUITS ALIM.,
-	100.0	1.1		98.7		-	100.0	F BOISSONS,
-	100.0	5.8		94.0	0.4	-	100.0	T TABAC
-	-	-		-	-	-	-	M 617.6 PRODUITS DU
-	-	-		-	-	-	-	F TABAC
-	-	-		-	-	-	-	T
-	100.0	10.7		81.2	0.2	-	100.0	M 618 PR. PHARM.,
-	100.0	1.6		98.3		-	100.0	F MEDICAM.,
-	100.0	10.0		89.9	0.1	-	100.0	T D'ENTRETIEN
-	100.0	6.8		93.3		-	100.0	M 618.1 PRODUITS
-	100.0			99.6		-	100.0	F PHARM.
-	100.0	2.7		97.3		-	100.0	T
-	100.0	25.8		73.9	0.5	-	100.0	M 619 AUTRES COMMERCE
-	100.0	5.2		94.2	0.7	-	100.0	F DE GROS
-	100.0	16.4		83.0	0.5	-	100.0	T
-	100.0	28.3		73.7		-	100.0	M 619.1/2 PAPIER, LIVRES,
-	100.0	4.9		95.0		-	100.0	F JOURNAUX
-	100.0	17.8		82.1		-	100.0	T
-	100.0	12.0		87.6	0.4	-	100.0	M 61 COMMERCE DE GROS
0.3	100.0	2.0		97.7	0.3	-	100.0	F
0.2	100.0	0.8		99.7	0.3	-	100.0	T
-	100.0	14.8		83.6	1.4	-	100.0	M 641/642 PR. ALIMENTAIRES,
1.3	100.0	7.5		91.1	1.4	-	100.0	F BOISSONS,
1.1	100.0	10.7		87.9	1.4	-	100.0	T TABAC
-	100.0	2.0		98.0		-	100.0	M 643 PHARMACIES
-	100.0			99.9		-	100.0	F
-	100.0	0.7		99.3		-	100.0	T
-	100.0	21.6		78.3		-	100.0	M 644 ART. MEDICAM.,
-	100.0	20.2		79.8		-	100.0	F PRODUITS
-	100.0	20.0		79.1		-	100.0	T D'ENTRETIEN
-	100.0	11.0		87.5	0.7	-	100.0	M 645 ARTICLES
-	100.0	5.0		93.7	0.5	-	100.0	F D'HABILLEMENT
1.0	100.0	7.3		92.1	0.6	-	100.0	T
-	100.0	0.0		99.8	1.6	-	100.0	M 646 CHAUSSURES,
-	100.0	0.3		99.2	1.5	-	100.0	F MAROQUINERIE
-	100.0	8.4		90.1	1.5	-	100.0	T
-	100.0	7.0		89.7	2.5	-	100.0	M 647 TISSUS
-	100.0	10.5		84.1	5.3	-	100.0	F D'AMEUBLEMENT
-	100.0	0.4		98.4	4.2	-	100.0	T
-	100.0	13.0		85.7	0.5	-	100.0	M 648/649 EQUIPEMENT DU
-	100.0	10.0		88.3	0.8	-	100.0	F FOYER
1.5	100.0	12.0		86.6	0.6	-	100.0	T
-	100.0	34.4		65.5		-	100.0	M 653 LIVRES, JOURN.,
-	100.0	20.7		78.3		-	100.0	F PAPIER,
-	100.0	27.0		73.0		-	100.0	T EQ. BUREAU
-	100.0	4.6		94.5	0.9	-	100.0	M 654/655 AUTRES COMMERCE
-	100.0	16.0		82.1	1.0	-	100.0	F DE DETAIL
-	100.0	10.3		88.7	1.0	-	100.0	T
-	100.0	2.7		97.2		-	100.0	M 656 PRODUITS DIVERS
-	100.0	1.0		99.0		-	100.0	F NON ALIMENT.
-	100.0	1.5		98.5		-	100.0	T
0.6	100.0	13.2		85.9	0.9	-	100.0	M 64/653-656 COMMERCE DE
0.8	100.0	6.0		92.2	0.9	-	100.0	F
0.8	100.0	8.9		88.6	0.8	-	100.0	T

TAB.A6

AGE : MEAN (M) AND COEFFICIENT OF VARIATION (CV) ACCORDING TO ACTIVITY, SEX, QUALIFICATION AND TYPE OF EMPLOYMENT

ACTIVITY	NACE	SEX	QUALIFICATION							TOB.	ENS.
			1A	1B	2	3	4	5	(*)		
M TYPE OF EMPLOYMENT: FULL-TIME											
AGRIC. PRIMARY PROD., LIVE-STOCK, TEXT.	611	M	45.7	41.9	38.3	35.7	37.8	35.3	-	37.6	
		F	-	41.7	43.6	34.0	30.8	35.3	-	33.6	
		T	46.0	41.9	38.8	35.3	35.7	35.3	-	36.7	
FUELS, ORES	612	M	47.0	40.8	38.9	36.4	36.4	34.3	-	37.3	
		F	-	40.7	37.7	33.5	28.9	30.3	-	31.4	
		T	47.0	40.8	38.7	35.6	33.9	33.5	-	36.0	
TIMBER, BUILDING MATERIALS	613	M	45.1	39.5	37.4	35.2	35.5	35.2	-	36.3	
		F	51.5	43.2	37.5	31.7	27.0	28.0	-	29.5	
		T	45.6	39.8	37.4	34.5	33.1	34.1	-	35.0	
MACHINERY, EQUIPMENTS, VEHICLES	614	M	44.8	37.5	34.8	32.6	31.8	30.6	-	33.7	
		F	52.1	39.7	37.9	31.8	28.3	29.3	-	30.6	
		T	45.4	37.7	35.1	32.4	30.7	30.2	-	33.0	
FURNITURE, HSEHD. GOODS	615	M	46.5	39.2	35.8	33.8	33.8	32.8	-	35.2	
		F	49.8	40.5	38.8	32.4	27.8	27.6	-	29.8	
		T	46.8	39.3	36.1	33.4	31.3	31.7	-	33.6	
TEXTILES, CLOTHING, FOOTWR., LEATHERWARE	616	M	47.2	40.9	40.4	37.4	35.5	32.7	-	38.1	
		F	53.1	42.0	38.3	34.4	30.7	30.7	-	32.5	
		T	47.8	41.1	39.8	35.6	32.4	31.4	-	35.2	
FOOD, DRINK, TOBACCO	617	M	45.4	40.4	38.5	36.3	34.1	31.6	-	35.2	
		F	49.9#	42.4	40.3	33.0	28.9	30.4	-	30.7	
		T	45.6	40.6	38.7	35.6	32.6	31.0	-	33.9	
TOBACCO PRODUCTS	617.6	M	-	-	-	-	-	-	-	-	
		F	-	-	-	-	-	-	-	-	
		T	-	-	-	-	-	-	-	-	
PHARMACEUTICAL, MEDICAL GDS., CLEANING MAT.	618	M	45.6	40.1	38.0	35.1	34.7	31.0	-	36.0	
		F	45.6	40.1	38.3	33.2	29.4	28.9	-	30.4	
		T	45.6	40.1	38.0	34.2	31.5	29.6	-	33.7	
PHARMACEUTICALS	618.1	M	43.9	41.1	38.1	36.2	34.6	28.7	-	35.3	
		F	-	39.4#	39.7	35.4	29.0	27.8	-	29.6	
		T	43.7	40.7	38.7	35.8	31.0	28.0	-	31.7	
OTHER WHOLESALE DISTRIBUTION	619	M	45.5	39.0	36.9	34.6	33.0	31.0	-	35.6	
		F	49.0	41.1	38.5	33.7	30.5	32.3	-	32.7	
		T	45.9	39.3	37.2	34.1	31.5	31.7	-	34.3	
PAPER, BOOKS, STATIONERY, NEWSPAPERS	619.1/2	M	45.5	40.6	37.3	35.7	34.2	31.4	-	36.5	
		F	52.4	38.3	38.2	36.2	30.6	34.5	-	33.7	
		T	46.0	40.3	37.5	35.9	32.3	32.8	-	35.4	
WHOLESALE TRADE	61	M	45.7	39.4	36.9	34.8	34.2	32.7	-	35.5	
		F	50.8	41.0	38.6	32.8	28.8	30.0	-	30.8	
		T	46.0	39.6	37.1	34.2	32.2	31.6	-	34.1	
FOOD, DRINK, TOBACCO	641/642	M	43.1	38.4	36.3	34.4	32.0	29.9	-	33.4	
		F	42.5#	41.5	37.9	36.8	30.5	28.2	-	30.9	
		T	43.1	38.9	36.8	35.6	31.1	28.7	-	32.1	
DISPENSING CHEMISTS	643	M	38.5#	40.7	40.6	37.4	38.8	40.8	-	39.7	
		F	38.6#	33.1	34.2	31.9	36.7	34.1	-	34.8	
		T	38.6	37.4	37.8	33.8	37.2	35.6	-	36.4	
MEDICAL GOODS, COSMETICS, CLEANING MAT.	644	M	42.3	36.3	33.6	33.1	31.2	31.7	-	33.2	
		F	49.6	44.4	35.2	33.8	30.6	28.2	-	32.1	
		T	44.0	38.1	34.3	33.5	30.9	29.4	-	32.6	
CLOTHING	645	M	46.6	40.6	41.6	38.4	34.4	33.1	-	38.1	
		F	49.4	43.6	40.2	37.1	33.7	29.1	-	33.6	
		T	47.1	41.5	40.9	37.5	33.8	29.8	-	34.9	
FOOTWEAR, LEATHER GOODS	646	M	45.4	38.0	35.0	30.9	30.2	31.1	-	35.2	
		F	53.4	42.2	37.2	34.4	27.3	23.7	-	28.6	
		T	47.0	39.3	36.4	33.9	27.6	24.9	-	30.1	
FURN. FABRICS, HOUSEHOLD TEXTILES	647	M	46.3	40.8	37.4	35.8	31.6	31.0#	-	35.2	
		F	49.5	45.1	40.8	34.0	33.3	28.1	-	33.2	
		T	46.8	41.8	38.6	34.8	32.7	28.8	-	34.1	
HOUSEHOLD FITMENTS, APPLIANCES	648/649	M	44.8	39.6	36.0	34.6	31.5	28.7	-	33.3	
		F	48.0	43.1	38.2	33.4	29.7	29.8	-	31.7	
		T	45.2	40.3	36.4	34.2	30.9	29.2	-	32.8	
BOOKS, NEWSPPRS., STATIONERY, OFFICE SUPPS.	653	M	45.6	39.1	30.5	32.3	31.2	29.4	-	32.5	
		F	49.9	40.0	31.3	33.2	30.8	27.0	-	30.8	
		T	46.3	39.3	30.9	32.8	31.0	27.8	-	31.6	
OTHER RETAIL DISTRIBUTION	654/655	M	45.9	41.6	37.0	34.8	34.7	33.2	-	36.1	
		F	50.0	41.6	40.2	37.4	33.4	29.8	-	34.1	
		T	46.6	41.6	38.0	36.0	34.1	31.5	-	35.3	
VARIOUS NON-FOOD PRODUCTS	656	M	45.4	39.9	37.5	36.3	35.7	34.4	-	36.6	
		F	41.0	41.4	39.2	36.5	34.0	32.0	-	34.6	
		T	44.7	40.5	38.4	36.4	34.4	32.6	-	35.2	
RETAIL TRADE	64/653-656	M	44.9	39.3	36.2	34.9	32.5	30.8	-	34.2	
		F	46.9	41.6	37.6	36.1	31.6	29.1	-	32.2	
		T	45.2	39.9	36.7	35.6	32.8	29.6	-	33.1	



TAB.A6

AGE : MOYENNE (M) ET COEFFICIENT DE VARIATION (CV) SELON L'ACTIVITE, LE SEXE, LA QUALIFICATION ET LE REGIME DE TRAVAIL

REGIME DE TRAVAIL : TEMPS PLEIN

CV

QUALIFICATION								S E X E	NACE	ACTIVITE
1A	1B	2	3	4	5	(*)	TOG. ENS.			
23.0	26.0	32.0	32.7	34.6	40.3	-	34.0	M	611	MAT. PREM. AGR..
24.0	27.2	31.5	34.2	38.4	41.1	-	36.0	F		ANIMAUX.
21.2	24.5	26.0	30.5	33.5	38.2	-	31.0	T	612	TEXTILES
21.3	24.7	28.0	31.1	37.7	40.2	-	37.7	M		COMBUSTIBLES.
24.0	26.1	29.5	30.0	34.7	40.2	-	34.1	F	613	MINERAIS.
24.0	24.5	27.3	33.0	38.0	47.4	-	40.0	T		PR. CHIMIQES
25.1	26.1	29.3	31.4	37.5	41.0	-	36.1	M		BOIS, MATERIAUX
23.0	26.2	30.3	33.3	39.3	40.3	-	36.0	F	614	DE CONSTR.
20.2	20.0	29.5	35.1	40.0	46.7	-	40.0	T		MACHINES,
23.0	26.5	30.3	33.0	40.2	47.9	-	37.3	M		VEHICULES
22.0	24.0	29.0	32.5	38.1	46.0	-	35.1	F	615	MEUBLES.
18.4	25.7	30.3	34.4	38.0	47.0	-	40.5	T		ART. MENAGERS
22.5	25.0	30.0	33.2	39.7	47.4	-	37.3	M	616	QUINCAILLERIE
25.0	25.4	30.0	34.5	38.3	40.3	-	35.0	F		TEXTILE.
20.0	26.7	27.0	34.0	41.3	46.4	-	41.1	T	617	HABILLEMENT.
25.5	25.7	30.1	35.0	40.7	47.2	-	39.3	M		CHAUSSURES
22.5	27.3	28.0	31.3	36.3	45.4	-	36.5	F	617	PRODUITS ALIM..
27.60	25.5	28.3	36.0	43.2	46.8	-	44.1	T		BOISSONS.
22.0	27.1	28.0	32.5	38.7	46.0	-	39.0	M	617.6	TABAC
-	-	-	-	-	-	-	-	F		PRODUITS DU
-	-	-	-	-	-	-	-	T		TABAC
24.4	26.2	29.2	33.1	37.0	47.0	-	35.0	M	618	PR. PHARM..
20.0	28.0	28.0	33.5	40.3	45.0	-	40.0	F		MEDICAM.
24.1	26.7	29.1	33.4	40.2	46.0	-	39.1	T		D'ENTRETIEN
22.0	27.0	27.0	30.3	38.4	47.2	-	37.3	M	618.1	PRODUITS
-	34.00	28.3	34.3	39.7	45.6	-	41.2	F		PHARM.
22.3	29.5	27.0	35.4	40.2	46.0	-	40.6	T		
25.0	26.3	29.0	33.7	38.4	45.0	-	35.5	M	619	AUTRES COMMERCES
22.7	27.6	28.5	34.6	41.3	44.5	-	40.4	F		DE GROS
24.0	26.6	29.4	34.2	40.2	45.1	-	37.0	T		
24.0	25.6	28.5	31.6	38.0	45.0	-	34.1	M	619.1/2	PAPIER, LIVRES,
20.0	21.5	28.0	30.0	38.0	44.0	-	38.1	F		JOURNEAUX
24.4	25.2	28.5	31.1	38.2	44.0	-	35.0	T		
23.4	26.1	29.7	32.3	37.0	44.2	-	35.3	M	61	COMMERCE DE GROS
22.7	27.0	28.0	34.5	41.0	46.0	-	41.6	F		
23.5	26.2	29.7	33.0	39.1	45.4	-	37.5	T		
25.0	25.0	29.0	33.4	40.3	49.7	-	38.3	M	641/642	PR. ALIMENTAIRES.
30.70	23.0	27.0	32.4	40.7	45.2	-	41.4	F		BOISSONS.
20.4	24.0	28.7	33.0	40.6	46.0	-	40.1	T		TABAC
20.50	29.0	31.0	38.0	38.4	40.0	-	35.0	M	643	PHARMACIES
34.10	33.0	34.0	35.0	37.0	45.0	-	39.3	F		
32.1	32.0	34.2	38.0	38.2	45.1	-	38.3	T		
20.3	27.4	29.4	31.3	39.4	52.5	-	26.7	M	644	ART. MEDICAUX.
23.2	28.5	27.0	34.0	42.1	44.2	-	39.3	F		PRODUITS
27.0	29.2	28.4	33.4	41.0	48.0	-	38.1	T		D'ENTRETIEN
24.7	27.1	30.3	35.1	39.5	50.7	-	37.1	M	645	ARTICLES
29.0	25.0	29.0	35.2	41.3	47.5	-	42.1	F		D'HABILLEMENT
24.0	30.0	30.0	35.2	41.0	48.5	-	40.0	T		
29.0	30.5	31.7	38.7	40.0	51.0	-	39.7	M	646	CHAUSSURES,
20.7	27.0	32.4	36.5	45.3	48.2	-	46.0	F		MAROQUINERIE
25.4	30.0	32.3	37.1	45.0	51.1	-	45.7	T		
21.0	27.0	31.0	33.0	38.4	55.10	-	36.0	M	647	TISSUS
22.1	22.7	30.4	30.3	38.3	50.2	-	41.6	F		D'AMEUBLEMENT
22.0	20.3	31.0	36.1	38.4	51.0	-	39.5	T		
23.0	20.2	30.4	32.0	37.0	48.3	-	37.5	M	648/649	EQUIPEMENT DU
20.0	22.0	29.5	34.0	40.0	45.5	-	40.6	F		FOYER
24.5	25.7	30.3	33.4	38.0	47.7	-	38.5	T		
25.4	29.2	30.3	37.2	38.0	48.0	-	40.1	M	653	LIVRES, JOURN..
24.5	27.2	37.7	34.0	42.2	47.0	-	41.0	F		PAPIER,
25.5	28.0	30.1	35.7	41.3	48.0	-	41.0	T		ED. BUREAU
24.0	27.4	29.0	33.0	38.5	41.3	-	35.6	M	654/655	AUTRES COMMERCES
22.2	24.0	27.5	31.4	40.0	46.4	-	40.1	F		DE DETAIL
23.0	20.0	29.2	32.7	38.3	44.1	-	37.5	T		
21.3	24.0	29.0	34.0	38.1	44.7	-	36.0	M	656	PRODUITS DIVERS
10.7	24.3	28.1	33.5	38.2	44.0	-	38.3	F		NON ALIM.
21.1	24.0	28.0	33.0	38.3	44.7	-	37.0	T		
24.0	20.2	30.0	33.7	38.5	40.0	-	38.0	M	64/653-	COMMERCE DE
27.1	29.2	30.1	33.7	40.0	46.0	-	41.1	F	656	DETAIL
25.1	20.0	30.5	33.7	40.3	47.1	-	39.0	T		

TAB.A6

AGE : MEAN (M) AND COEFFICIENT OF VARIATION (CV) ACCORDING TO ACTIVITY, SEX, QUALIFICATION AND TYPE OF EMPLOYMENT

M TYPE OF EMPLOYMENT: PART-TIME

ACTIVITY	NACE	SEX	QUALIFICATION							TOG. EMS.
			1A	1B	2	3	4	5	(*)	
AGRIC. PRIMARY PROD., LIVE-STOCK, TEXT.	611	M	47.0#	.	.	.	48.5	43.2	-	45.7
FUELS, ORES, INDUSTRIAL CHEMICALS	612	F	48.9#	53.5#	.	35.6	39.4	46.8	-	44.5
TIMBER, BUILDING MATERIALS	613	T	45.1#	.	.	37.1	44.3	45.4	-	45.1
MACHINERY, EQUIPMENTS, VEHICLES	614	M	46.8#	48.3#	.	51.2#	48.3	43.9	-	46.7
FURNITURE, HSEHD. GOODS, HARDWARE	615	F	50.5	50.1#	.	41.6#	38.1#	46.0	-	44.4
TEXTILES, CLOTHING, FOOTWR.	616	T	50.5	49.5#	41.5#	45.6#	45.1	45.2	-	45.5
FOOD, DRINK, TOBACCO	617	M	52.2	42.6#	44.3#	44.3#	37.5	39.0	-	42.8
TOBACCO PRODUCTS	617.6	F	50.6	43.4#	44.3	39.2	40.9	42.6	-	43.0
PHARMACEUTICAL, MEDICAL GDS., CLEANING MAT.	618	T	42.2#	45.6#	43.1#	48.8	43.0	37.9	-	41.4
PHARMACEUTICALS	618.1	M	42.4#	45.5#	42.3#	43.9#	39.1	41.4	-	40.9
OTHER WHOLESALE DISTRIBUTION	619	F	42.4#	45.5#	42.3#	46.8	40.7	40.4	-	41.1
PAPER, BOOKS, STATIONERY, NEWSPAPERS	619.1/2	T	47.4	.	52.8	51.3#	44.5#	43.6	-	46.2
WHOLESALE TRADE	61	M	47.4	.	45.0#	38.3	36.6	41.4	-	39.6
FOOD, DRINK, TOBACCO	641/642	F	46.5	.	49.5	41.8	38.3	42.0	-	41.7
DISPENSING CHEMISTS	643	T	.	.	52.1#	.	34.1	34.9#	-	45.1#
MEDICAL GOODS, COSMETICS, CLEANING MAT.	644	M	47.4	54.5	44.9	43.6#	43.2	37.8	-	36.0
CLOTHING	645	F	46.8	52.1	44.4	38.4	38.5	44.9	-	38.5
FOOTWEAR, LEATHER GOODS	646	T	48.9	46.7	45.7	47.8	44.8	40.8	-	41.5
FURN. FABRICS, HOUSEHOLD TEXTILES	647	M	48.6#	46.4	43.2	39.4	38.2	42.9	-	43.2
HOUSEHOLD FITMENTS, APPLIANCES	648/649	F	48.9	46.7	45.2	42.6	40.9	42.3	-	42.5
BOOKS, NEWSPRS., STATIONERY, OFFICE SUPPS.	653	T	44.3#	.	38.6	42.3#	35.1	29.7	-	48.6
OTHER RETAIL DISTRIBUTION	654/655	M	44.3#	.	36.0	36.0	31.8	32.2	-	44.6
VARIOUS NON-FOOD PRODUCTS	656	F	44.3#	34.2#	36.4#	38.3#	41.5	42.8	-	44.6
RETAIL TRADE	64/653-656	T	44.3#	33.8#	35.8#	38.0#	41.4	42.6	-	45.9
		M	44.5	45.0	48.9#	38.9	37.7	42.7	-	43.9
		F	55.1#	.	59.5#	39.6	47.6#	39.0	-	41.3
		T	48.5	47.5	45.9	39.1	39.6	39.1	-	43.9
		M	.	46.7#	35.4#	32.5	35.5	31.7	-	39.4
		F	.	.	36.9#	31.8	36.7	32.5	-	40.0
		T	.	.	47.6	47.1	40.0	33.9	-	42.5
		M	46.2	45.2#	43.1	43.6#	39.3	35.3	-	33.1
		F	46.9	45.4#	36.1	35.6	37.9	39.5	-	33.7
		T	.	.	39.1	38.3	38.6	38.5	-	40.7
		M	.	.	28.8	38.2	42.8	36.1	-	39.2
		F	.	41.3	28.3	37.6	37.3	40.2	-	38.7
		T	.	42.2	28.5	37.9	39.7	39.1	-	38.0
		M	50.5	.	48.8#	43.9#	44.2	43.2	-	36.6
		F	.	.	35.4	36.2	39.4	44.4	-	37.9
		T	48.7#	46.5#	38.0	36.6	40.8	44.1	-	37.4
		M	.	.	40.8#	41.9	35.3	33.7	-	45.2
		F	.	.	37.7#	41.9	35.3	33.7	-	39.4
		T	.	.	36.9#	41.7	35.2	33.4	-	40.7
		M	46.8	43.9	43.4	41.5	38.3	32.5	-	44.4
		F	47.2	42.7	37.0	38.2	34.7	34.8	-	44.5
		T	46.9	43.5	38.9	38.8	35.3	34.4	-	46.7

TAB.A6

AGE : MOYENNE (M) ET COEFFICIENT  
DE VARIATION (CV) SELON L'ACTIVITE,  
LE SEXE, LA QUALIFICATION ET  
LE REGIME DE TRAVAIL

REGIME DE TRAVAIL : TEMPS PARTIEL

CV

QUALIFICATION								SEXE	NACE	ACTIVITE
1A	1B	2	3	4	5	(*)	TOT. ENS.			
20.50				27.4	35.1	-	31.8	M	611	MAT. PREM. AGR.,
20.00	10.00		20.8	35.0	27.2	-	30.0	F		ANIMAUX,
20.70			22.8	32.2	30.6	-	30.8	T		TEXTILES
			27.00	24.7	34.4	-	30.6	M	612	COMBUSTIBLES,
			35.30	37.40	20.0	-	30.5	F		MINERAIS,
27.70	30.00		33.40	30.2	30.5	-	30.7	T		PR. CHIMIQUES
27.0	21.00		34.60	37.80	37.7	-	35.1	M	613	BOIS, MATERIAUX
			32.20	20.5	20.5	-	29.8	F		DE CONSTR.
27.0	21.70	31.00	33.40	33.7	31.0	-	32.0	T		
22.0	20.00	20.7	30.30	35.0	33.9	-	32.2	M	614	MACHINES,
		20.50	33.2	31.0	30.9	-	31.7	F		VEHICULES
24.4	20.20	29.2	36.2	34.0	31.6	-	32.3	T		
	30.10	32.4	32.00	37.70	41.0	-	35.9	M	615	MEUBLES,
			31.00	36.0	30.9	-	32.7	F		ART. MENAGERS
24.00	20.10	32.7	33.0	37.0	33.4	-	34.2	T		QUINCAILLERIE
		30.0	23.50	30.10	42.50	-	35.4	M	616	TEXTILE,
			24.1	35.4	38.5	-	38.4	F		HABILLEMENT,
25.30		30.0	34.2	38.4	38.5	-	37.8	T		CHAUSSURES
20.00	21.10	34.30	22.4	40.3	43.6	-	38.8	M	617	PRODUITS ALIM.,
			27.00	31.9	35.1	-	34.0	F		BOISSONS,
25.40	10.60	33.20	25.1	36.3	37.6	-	35.9	T		TABAC
						-		M	617.0	PRODUITS DU
						-		F		TABAC
						-		T		
22.7		25.0	22.00	41.40	40.4	-	34.3	M	618	PR. PHARM.,
20.10		20.10	35.0	30.3	30.6	-	31.3	F		MEDICAM.,
22.0		27.0	34.3	35.1	33.6	-	33.4	T		D'ENTRETIEN
						-	30.30	M	618.1	PRODUITS
						-	34.1	F		PHARM.
		20.10		32.0	32.00	-	37.5	T		
10.2		27.7	32.20	36.0	43.00	-	37.4	M	619	AUTRES COMMERCS
	20.3		34.5	37.3	43.2	-	32.7	F		DE GROS
20.7	25.0	30.4	34.0	36.0	31.1	-	32.7	T		
						-	34.0	M	619.1/2	PAPIER, LIVRES,
						-	28.4	F		JOURNAUX
	24.70			27.20	26.0	-	20.2	T		
26.4	25.0	32.0	20.0	35.5	38.9	-	35.6	M	61	COMMERCE DE GROS
30.70	26.0	30.4	32.6	33.1	32.3	-	32.8	F		
26.0	25.0	31.0	32.2	35.3	34.5	-	34.1	T		
				37.40	48.5	-	50.6	M	641/642	PR. ALIMENTAIRES,
		25.5	33.1	39.6	43.1	-	41.0	F		BOISSONS,
20.00		20.7	34.5	41.3	45.1	-	42.9	T		TABAC
				42.40	36.30	-	39.0	M	643	PHARMACIES
	33.00	30.00	34.00	30.0	33.8	-	34.5	F		
	33.30	30.00	35.00	34.4	34.4	-	35.5	T		
		23.00			47.60	-	38.7	M	644	ART. MEDICAUX,
			27.5	40.4	31.0	-	33.4	F		PRODUITS
		20.50	27.7	42.7	36.6	-	35.9	T		D'ENTRETIEN
10.7	10.5	24.10		40.20	45.1	-	38.5	M	645	ARTICLES
10.70		10.1	32.4	31.4	35.0	-	33.8	F		D'HABILLEMENT
22.5	10.3	32.6	36.0	32.9	37.2	-	35.0	T		
				41.50	46.60	-	43.4	M	646	CHAUSSURES,
		30.00	36.3	35.2	45.1	-	41.2	F		MAROQUINERIE
	33.00	34.10	37.0	37.0	46.0	-	42.8	T		
				20.20		-	37.4	M	647	TISSUS
			10.1	35.6	46.4	-	34.4	F		D'AMEUBLEMENT
		17.0	19.1	34.7	48.9	-	35.0	T		
22.0	34.70	20.40	33.5	41.0	47.9	-	41.3	M	648/648	EQUIPEMENT DU
		21.4	29.9	32.6	34.1	-	33.4	F		FOYER
25.0	31.00	25.9	33.1	37.3	37.6	-	36.4	T		
		45.5	31.0	39.6	44.2	-	41.6	M	653	LIVRES, JOURN.,
	25.7	40.1	33.5	34.7	38.7	-	38.2	F		PAPIER,
	24.0	45.0	32.6	38.0	38.9	-	39.6	T		EQ. BUREAU
23.2		20.10	35.00	32.0	38.1	-	33.7	M	654/655	AUTRES COMMERCS
		20.7	30.6	29.9	29.7	-	31.4	F		DE DETAIL
29.20	35.00	31.0	31.5	31.5	31.0	-	32.6	T		
			20.50	54.20	55.00	-	51.1	M	656	PRODUITS DIVERS
		35.40	31.4	36.0	41.6	-	39.3	F		NON ALIMENT.
		37.10	31.1	38.7	43.8	-	40.8	T		
23.3	26.2	30.1	34.0	45.7	51.7	-	46.8	M	64/653-	COMMERCE DE
31.1	32.1	31.6	32.3	37.4	41.3	-	38.8	F	656	DETAIL
25.7	20.8	35.0	33.0	39.2	43.3	-	40.7	T		

TAB.A6

AGE : MEAN (M) AND COEFFICIENT OF VARIATION (CV) ACCORDING TO ACTIVITY, SEX, QUALIFICATION AND TYPE OF EMPLOYMENT

M		TYPE OF EMPLOYMENT: ALL TYPES OF EMPLOYMENT									
ACTIVITY	NACE	SEX	QUALIFICATION							TOG.	ENS.
			1A	1B	2	3	4	5	(*)		
AGRIC. PRIMARY PROD., LIVE-STOCK, TEXT.	611	M	45.8	42.3	38.4	35.8	38.3	35.8	-	37.9	
		F	-	41.8	44.2	34.1	31.4	39.1	-	35.2	
FUELS, ORES, INDUSTRIAL CHEMICALS	612	M	46.2	42.2	38.9	35.3	36.2	36.7	-	37.3	
		F	46.9	40.9	39.0	36.5	36.7	34.8	-	37.5	
TIMBER, BUILDING MATERIALS	613	M	-	40.5	37.8	33.7	29.1	34.5	-	32.3	
		F	47.0	40.9	38.8	35.7	34.2	34.7	-	36.3	
MACHINERY, EQUIPMENTS, VEHICLES	614	M	45.4	39.7	37.4	35.3	35.5	35.4	-	36.4	
		F	51.4	43.2	37.9	32.2	27.4	33.7	-	31.0	
FURNITURE, HSEHD. GOODS, HARDWARE	615	M	45.8	40.0	37.5	34.6	33.2	35.0	-	35.3	
		F	45.1	37.5	35.0	32.6	32.0	31.2	-	33.8	
TEXTILES, CLOTHING, FOOTWR., LEATHERWARE	616	M	51.3	39.8	38.2	32.0	28.7	32.7	-	31.5	
		F	45.7	37.7	35.3	32.5	30.8	31.8	-	33.3	
FOOD, DRINK, TOBACCO	617	M	46.9	39.2	36.1	33.9	33.9	33.3	-	35.4	
		F	49.8	40.5	38.8	32.7	28.0	30.7	-	30.6	
TOBACCO PRODUCTS	617.6	M	47.1	39.3	36.3	33.5	31.4	37.1	-	33.8	
		F	47.5	40.9	40.6	37.7	36.0	33.5	-	38.5	
PHARMACEUTICAL, MEDICAL GDS., CLEANING MAT.	618	M	54.5	42.6	38.6	34.5	31.0	32.7	-	33.1	
		F	48.3	41.3	40.1	35.7	32.7	32.6	-	35.6	
PHARMACEUTICALS	618.1	M	45.3	40.5	38.6	36.6	34.3	32.0	-	35.4	
		F	49.5#	42.4	40.1	33.6	28.6	32.1	-	31.8	
OTHER WHOLESALE DISTRIBUTION	619	M	45.5	40.7	38.8	35.9	32.9	32.0	-	34.3	
		F	-	-	-	-	-	-	-	-	
PAPER, BOOKS, STATIONERY, NEWSPAPERS	619.1/2	M	45.8	40.1	38.2	35.3	34.8	31.8	-	36.2	
		F	44.9	40.0	38.6	33.4	29.6	30.2	-	30.9	
WHOLESALE TRADE	61	M	45.7	40.1	38.3	34.4	31.6	30.7	-	33.5	
		F	44.2	41.2	38.6	36.2	34.7	29.2	-	35.5	
FOOD, DRINK, TOBACCO	641/642	M	-	39.4#	40.2	35.5	29.2	28.0	-	29.8	
		F	43.8	40.8	39.2	35.9	31.0	28.2	-	31.9	
DISPENSING CHEMISTS	643	M	45.6	39.1	37.1	34.9	33.4	31.8	-	35.9	
		F	48.5	42.0	38.7	33.9	30.8	34.1	-	33.5	
MEDICAL GOODS, COSMETICS, CLEANING.MAT.	644	M	45.9	39.6	37.4	34.4	31.9	33.2	-	34.8	
		F	45.6	40.9	37.5	35.8	34.5	32.2	-	36.8	
CLOTHING	645	M	50.1	39.8	38.3	36.0	30.9	37.2	-	34.6	
		F	46.0	40.8	37.7	35.9	32.6	34.8	-	36.0	
FOOTWEAR, LEATHER GOODS	646	M	45.8	39.5	37.1	35.0	34.4	33.1	-	35.7	
		F	50.7	41.2	38.8	33.1	29.2	32.4	-	31.7	
FURN. FABRICS, HOUSEHOLD TEXTILES	647	M	46.1	39.6	37.3	34.4	32.5	32.8	-	34.5	
		F	43.3	38.5	36.4	34.6	32.1	29.9	-	33.4	
HOUSEHOLD FITMENTS, APPLIANCES	648/649	M	41.1#	41.4	38.0	36.8	30.6	28.9	-	31.1	
		F	43.1	38.9	36.8	35.7	31.2	29.2	-	32.1	
BOOKS, NEWSPRS., STATIONERY, OFFICE SUPPS.	653	M	38.5#	40.3	40.2	37.3	40.1	41.2	-	39.7	
		F	39.2#	33.3	34.6	32.9	37.2	36.8	-	35.9	
OTHER RETAIL DISTRIBUTION	654/655	M	38.9	37.0	37.6	34.3	37.8	37.7	-	37.1	
		F	42.9	37.0	34.6	33.4	31.4	32.7	-	33.8	
VARIOUS NON-FOOD PRODUCTS	656	M	49.6	44.8	35.2	34.4	31.1	30.8	-	32.8	
		F	44.4	38.7	34.8	34.1	31.2	31.4	-	33.3	
RETAIL TRADE	64/653-656	M	46.4	40.8	42.2	38.6	35.0	34.2	-	38.5	
		F	50.6	44.1	40.4	37.2	34.5	31.6	-	34.6	
		M	47.3	41.8	41.2	37.7	34.6	32.0	-	35.6	
		F	45.5	38.4	35.2	30.6	31.5	32.2	-	35.7	
		M	53.4	42.2	37.2	34.2	28.0	25.4	-	28.1	
		F	47.1	39.5	36.4	33.7	28.3	26.3	-	30.6	
		M	45.9	41.1	37.8	35.8	32.7	31.3#	-	35.7	
		F	49.5	45.1	40.8	40.4	33.6	29.8	-	34.8	
		M	46.5	42.0	38.8	38.9	33.3	30.1	-	35.1	
		F	44.9	39.8	36.1	35.0	31.7	29.4	-	33.5	
		M	48.2	43.2	38.0	33.7	30.2	33.1	-	32.9	
		F	45.3	40.4	36.5	34.5	31.3	31.2	-	33.3	
		M	45.6	39.1	38.4	33.6	31.9	30.7	-	32.9	
		F	49.6	40.0	31.2	33.8	31.2	30.3	-	31.7	
		M	46.3	39.4	38.8	33.7	31.5	30.4	-	32.2	
		F	46.3	41.8	37.7	35.1	35.2	34.3	-	36.7	
		M	49.0	41.8	38.4	36.9	34.3	33.8	-	35.5	
		F	46.7	41.8	38.0	36.2	34.8	34.1	-	36.1	
		M	45.4	39.8	37.4	36.6	35.6	33.9	-	36.4	
		F	42.1	41.4	39.1	37.1	34.2	32.4	-	34.7	
		M	44.9	40.5	38.4	37.0	34.5	32.8	-	35.2	
		F	45.0	39.4	36.3	35.1	32.7	31.0	-	34.3	
		M	47.0	41.6	37.6	36.4	32.0	30.4	-	32.7	
		F	45.3	40.0	36.8	35.8	32.3	30.5	-	33.4	

TAB.A6

AGE : MOYENNE (M) ET COEFFICIENT  
DE VARIATION (CV) SELON L ACTIVITE,  
LE SEXE, LA QUALIFICATION ET  
LE REGIME DE TRAVAIL

REGIME DE TRAVAIL : ENS. DES REGIMES DE TRAVAIL

CV

QUALIFICATION								S E X E	NACE	ACTIVITE
1A	1B	2	3	4	5	(*)	TOT. ENS.			
24.2	27.1	32.1	32.6	34.6	40.1	-	34.9	M	611	MAT. PREM. AGR.,
.	20.5	25.3	37.8	44.9	40.6	-	42.4	F		ANIMAUX,
24.3	27.3	31.7	34.0	38.4	40.4	-	36.8	T		TEXTILES
21.4	24.7	27.0	30.6	33.8	39.3	-	32.1	M	612	COMBUSTIBLES,
.	26.8	28.6	31.5	30.1	44.5	-	30.4	M		MINERAIS,
21.7	24.0	27.2	31.1	36.4	40.7	-	34.0	F		PR. CHIMIQUES
29.2	26.3	29.5	30.7	34.7	40.3	-	34.3	M	613	BOIS, MATERIAUX
24.7	24.3	28.0	34.5	39.1	44.2	-	41.3	F		DE CONSTR.
29.4	26.2	29.5	31.6	37.5	41.2	-	36.2	T		
24.0	26.2	30.7	33.5	39.5	40.8	-	36.2	M	614	MACHINES,
21.3	29.2	29.7	35.2	41.1	45.1	-	41.0	F		VEHICULES
24.0	26.6	30.7	34.0	40.3	47.0	-	37.4	T		
23.1	24.9	30.2	32.7	38.2	48.2	-	35.3	M	615	MEUBLES,
18.4	25.5	30.4	34.5	39.2	47.7	-	41.0	F		ART. MENAGERS
22.0	25.0	30.3	33.3	39.0	47.0	-	37.5	T		QUINCAILLERIE
25.9	25.4	30.7	34.6	38.0	48.2	-	38.1	M	616	TEXTILE,
22.2	27.5	28.3	34.0	41.1	46.2	-	41.3	F		HABILLEMENT,
29.9	26.0	30.2	35.0	40.9	47.8	-	39.4	T		CHAUSSURES
22.6	27.2	29.1	31.4	36.6	45.5	-	36.7	M	617	PRODUITS ALIM.,
27.2	25.1	28.0	36.1	43.0	46.1	-	43.8	F		BOISSONS,
23.0	27.0	28.0	32.7	38.9	45.8	-	39.1	T		TABAC
-	-	-	-	-	-	-	-	M	617.6	PRODUITS DU
-	-	-	-	-	-	-	-	F		TABAC
-	-	-	-	-	-	-	-	T		
24.3	28.1	29.5	33.4	38.1	48.2	-	38.1	M	618	PR. PHARM.,
20.0	28.0	29.0	33.0	40.2	45.5	-	40.7	F		MEDICAM.,
24.0	28.6	29.4	33.7	40.2	46.6	-	38.1	T		D'ENTRETIEN
21.7	27.5	28.7	36.3	38.5	48.8	-	37.6	M	618.1	PRODUITS
.	34.0	28.5	34.7	39.6	45.3	-	41.1	F		PHARM.
21.5	28.1	28.7	35.6	40.2	46.1	-	40.6	T		
24.0	28.5	29.7	34.0	38.9	46.0	-	35.8	M	618	AUTRES COMMERCES
23.1	28.1	28.0	34.7	41.2	43.9	-	48.5	F		DE GROS
24.7	27.0	28.6	34.4	40.4	44.9	-	38.0	T		
24.7	28.0	28.0	31.4	37.1	45.6	-	34.3	M	619.1/2	PAPIER, LIVRES,
22.3	23.7	28.3	30.8	38.7	41.9	-	38.2	F		JOURNEAUX
24.7	25.8	28.0	31.0	38.3	44.2	-	35.0	T		
23.0	28.2	30.0	32.4	37.2	44.3	-	35.5	M	61	COMMERCE DE GROS
23.2	27.1	28.1	34.7	41.1	45.9	-	41.7	F		
23.7	28.3	28.9	33.2	38.2	45.0	-	37.6	T		
26.1	25.0	28.1	33.8	40.6	50.8	-	38.8	M	641/642	PR. ALIMENTAIRES,
31.4	23.6	27.7	32.5	40.6	45.1	-	41.4	F		BOISSONS,
26.6	24.9	26.7	33.1	40.7	46.7	-	40.4	T		TABAC
29.5	30.1	32.2	36.0	39.3	39.5	-	35.5	M	643	PHARMACIES
35.5	33.8	35.8	38.3	37.2	42.8	-	38.8	F		
33.3	33.0	34.5	36.8	37.8	42.3	-	36.0	T		
27.0	26.1	31.7	31.6	40.0	52.1	-	37.7	M	644	ART. MEDICAUX,
23.2	28.0	27.0	33.9	42.4	45.0	-	39.3	F		PRODUITS
27.9	28.3	28.7	33.2	41.4	47.7	-	38.8	T		D'ENTRETIEN
24.4	28.6	31.0	35.8	40.6	50.1	-	37.6	M	645	ARTICLES
24.3	28.8	28.7	34.8	40.1	46.0	-	41.0	F		D'HABILLEMENT
24.6	28.6	30.4	35.2	40.2	46.9	-	40.3	T		
26.0	31.0	32.1	38.7	59.3	51.3	-	48.4	M	646	CHAUSSURES,
20.7	27.9	32.4	36.5	44.0	50.0	-	46.1	F		MAROQUINERIE
25.7	30.3	32.4	37.2	45.8	51.3	-	45.5	T		
21.7	27.2	31.4	33.3	37.5	56.3	-	37.2	M	647	TISSUS
22.1	22.7	29.0	32.4	38.1	49.0	-	48.7	F		D'AMEUBLEMENT
21.9	28.5	31.0	33.2	38.5	51.5	-	39.3	T		
23.5	26.7	30.4	33.0	38.3	49.7	-	37.8	M	648/649	EQUIPEMENT DU
29.7	22.7	29.1	34.2	40.8	43.2	-	40.0	F		FOYER
24.6	26.1	30.2	33.5	38.1	46.8	-	38.6	T		
25.4	29.1	30.7	36.8	40.8	49.4	-	40.5	M	653	LIVRES, JOURN.,
24.0	27.2	30.2	34.7	42.0	48.1	-	41.8	F		PAPIER,
25.3	28.5	30.5	35.8	41.6	48.6	-	41.2	T		EQ. BUREAU
24.1	28.2	30.4	34.1	38.8	41.7	-	38.8	M	654/655	AUTRES COMMERCES
23.4	25.8	28.6	31.1	38.2	44.7	-	38.2	F		DE DETAIL
24.1	27.6	28.7	32.4	37.9	43.4	-	37.0	T		
21.1	24.7	30.0	33.7	38.0	46.5	-	37.1	M	656	PRODUITS DIVERS
18.4	24.4	28.3	33.5	38.0	43.8	-	38.4	F		NON ALIMENT.
28.9	24.6	28.1	33.6	38.3	44.5	-	38.1	T		
24.6	26.3	30.8	34.8	40.0	49.4	-	38.6	M	64/653-	COMMERCE DE
27.6	25.4	30.2	33.5	40.5	45.5	-	40.9	F	658	DETAIL
25.2	26.2	30.7	33.8	40.3	48.7	-	40.8	T		

TAB.A7

LENGTH OF SERVICE IN ENTERPRISE :  
MEAN (M) AND COEFFICIENT OF VARIATION  
(CV) ACCORDING TO ACTIVITY, SEX,  
QUALIFICATION AND TYPE OF EMPLOYMENT

M TYPE OF EMPLOYMENT: FULL-TIME										
ACTIVITY	NACE	SEX	QUALIFICATION							TOG. ENS.
			1A	1B	2	3	4	5	(*)	
AGRIC. PRIMARY PRODU., LIVE-STOCK, TEXT.	611	M	14.5	10.9	8.3	6.5	6.4	3.7	-	6.8
		F	-	-	13.1#	6.4#	4.9	3.6#	-	5.6
FUELS, ORES, INDUSTRIAL CHEMICALS	612	M	17.2	11.8	9.8	8.1	6.3	4.3	-	7.9
		F	-	12.8#	13.0	8.4	5.5	3.7#	-	6.8
TIMBER, BUILDING MATERIALS	613	M	17.2	11.8	10.2	8.1	6.0	4.2	-	7.7
		F	16.0	9.3	8.0	6.4	6.1	4.6	-	6.7
MACHINERY, EQUIPMENTS, VEHICLES	614	M	16.0	9.8	8.2	6.5	4.4	3.2#	-	5.3
		F	14.2	8.0	7.5	6.6	4.9	3.0	-	6.3
FURNITURE, HSEHD. GOODS, HARDWARE	615	M	13.6#	11.6#	10.5	6.9	4.4	3.6	-	5.6
		F	14.1	8.3	7.8	6.6	4.7	3.2	-	6.1
TEXTILES, CLOTHING, FOOTWR., LEATHERWARE	616	M	16.1	9.6	7.3	6.6	5.2	3.4	-	6.6
		F	16.1	10.1#	9.5#	6.6	4.3	2.9	-	5.0
FOOD, DRINK, TOBACCO	617	M	16.2	10.5	9.4	7.1#	5.3	3.6#	-	7.0
		F	15.2	14.7#	9.4#	7.3	5.0	3.5	-	5.7
TOBACCO PRODUCTS	617.6	M	16.2	11.4	9.4	7.2	5.1	3.6	-	6.7
		F	15.2	10.3	8.6	7.0	5.8	3.7	-	6.5
PHARMACEUTICAL, MEDICAL BOS., CLEANING MAT.	618	M	15.1	14.1#	10.9#	6.8#	4.8	3.3	-	4.7
		F	-	10.6	8.9	6.9	5.5	3.6	-	5.9
PHARMACEUTICALS	618.1	M	14.9	9.3	8.0	6.5	6.5	3.6	-	7.1
		F	15.1	13.4#	11.3	7.1	6.3	4.0	-	6.4
OTHER WHOLESALE DISTRIBUTION	619	M	17.4#	10.7#	12.8#	6.8	6.4	3.9	-	6.8
		F	17.7#	11.0#	13.9	9.9#	6.8	-	-	8.1
PAPER, BOOKS, STATIONERY, NEWSPAPERS	619.1/2	M	13.5	8.6	7.0	5.5	5.0	4.4#	-	7.2
		F	14.2#	11.3#	9.7	6.5	4.9	3.8	-	5.5
WHOLESALE TRADE	61	M	13.6	9.1	7.5	6.0	4.9	3.3	-	5.9
		F	13.8#	10.3#	7.7	6.1#	5.8	3.2#	-	7.1
FOOD, DRINK, TOBACCO	641/642	M	15.3	9.7	8.1	6.9	5.6	4.8#	-	6.4
		F	14.6	12.5	10.8	7.0	4.9	3.9	-	6.8
DISPENSING CHEMISTS	643	M	15.3	10.0	8.4	6.9	5.4	3.6	-	6.4
		F	11.5#	11.2	8.3	7.5	5.3	3.7	-	6.4
MEDICAL GOODS, COSMETICS, CLEANING MAT.	644	M	11.5#	13.4#	8.8	8.8	5.1	3.0	-	5.6
		F	-	11.5	8.5	8.1	5.2	3.2	-	5.6
CLOTHING	645	M	-	11.6#	12.0#	-	9.2#	-	-	10.0
		F	-	9.8#	10.7#	8.4#	8.7	7.0#	-	8.2
FOOTWEAR, LEATHER GOODS	646	M	14.2#	7.5#	5.2	5.5#	4.3#	6.8#	-	8.8
		F	13.3#	8.3#	4.3#	4.3#	4.3	3.0#	-	4.2
FURN. FABRICS, HOUSEHOLD TEXTILES	647	M	14.8	12.2	11.9	8.7	6.2	2.7#	-	4.7
		F	13.2#	13.0#	10.5	8.8	5.9	3.7	-	8.9
HOUSEHOLD FITMENTS, APPLIANCES	648/649	M	14.5	12.5	11.2	8.8	6.0	3.8	-	6.2
		F	16.3	10.6	8.2#	8.8	5.4#	3.2#	-	6.9
BOOKS, NEWSPR., STATIONERY, OFFICE SUPPS.	653	M	17.8#	14.3#	10.9	9.5	5.3	3.1	-	6.1
		F	16.6	11.7	10.0	9.0	5.3	3.1	-	6.6
OTHER RETAIL DISTRIBUTION	654/655	M	12.8#	12.5#	6.5#	6.6#	5.1#	-	-	6.9
		F	12.0#	12.2#	8.5#	7.0#	5.5	3.3#	-	5.8
VARIOUS NON-FOOD PRODUCTS	656	M	13.6	9.9	7.2#	6.8#	5.4	3.3#	-	6.3
		F	13.4	13.1#	8.0	6.5	4.7	2.5#	-	5.6
RETAIL TRADE	64/653-656	M	13.4	10.5	7.0	5.3	4.4	2.7	-	4.8
		F	14.5	9.4	3.5	6.2#	4.5	2.5#	-	5.1
		M	14.1#	8.4#	3.0	5.9	4.7	3.0	-	4.2
		F	14.4	9.1	3.2	6.1	4.6	2.8	-	4.6
		M	16.5	11.9#	9.1	6.3#	5.2	3.2#	-	6.0
		F	15.8#	9.4#	5.7#	8.0	5.8	3.6#	-	6.1
		M	16.4	11.3	9.3	7.1	5.5	3.4	-	6.5
		F	18.2#	11.3	8.8	8.0	6.3	4.3#	-	7.5
		M	16.2	16.2	13.9	9.4	4.8	-	-	7.0
		F	17.6#	13.4	11.7	9.0	6.9	4.7	-	7.7
		M	14.3	11.0	8.0	7.3	5.3	3.5	-	6.5
		F	13.0	13.9	9.4	8.4	5.6	3.5	-	5.8
		M	14.1	11.8	8.5	7.9	5.5	3.5	-	6.1
		F	-	-	-	-	-	-	-	-

TAB.A7

ANCIENNETE DANS L'ENTREPRISE:  
MOYENNE (M) ET COEFFICIENT DE  
VARIATION (CV) SELON L'ACTIVITE, LE  
SEXE, LA QUALIFICATION ET LE REGIME DE TRAVAIL

REGIME DE TRAVAIL: TEMPS PLEIN

CV

QUALIFICATION								T.O.G. ENS.	S E X E	NACE	ACTIVITE
1A	1B	2	3	4	5	(*)					
74.5	89.8	96.1	107.8	108.5	141.8	-	114.4	M	611	MAT. PREM. AGR.,	
74.2	89.5	96.1	107.8	108.5	141.8	-	114.4	F		ANIMAUX,	
83.0	94.5	93.9	95.9	104.9	135.0	-	105.6	T	612	TEXTILES	
63.4	83.7	81.2	96.4	110.3	136.9	-	107.7	M		COMBUSTIBLES,	
68.0	94.6	100.5	104.1	114.1	131.6	-	114.5	F		MINERAIS,	
69.3	74.40	85.80	104.6	120.9	160.50	-	107.7	T	613	PR. CHIMIQUES	
72.2	97.3	104.0	113.2	124.3	157.3	-	117.1	M		BOIS, MATERIAUX	
77.20	86.10	85.6	111.7	133.5	146.3	-	117.1	F		DE CONSTR.	
72.8	97.0	102.5	112.8	127.2	153.7	-	118.4	T	614	MACHINES,	
78.0	80.1	102.2	104.2	117.3	136.3	-	113.6	M		VEHICULES	
77.3	88.40	89.80	108.9	119.0	144.3	-	123.5	F	615	MEUBLES,	
77.9	100.0	101.2	105.7	119.0	139.6	-	117.1	T		ART. MENAGERS	
78.7	80.50	89.70	109.7	125.3	165.1	-	131.8	M	616	QUINCAILLERIE	
80.2	93.1	100.5	103.7	114.7	153.3	-	117.8	F		TEXTILE,	
80.0	81.7	88.8	105.0	117.8	146.8	-	122.4	T	617	HABILLEMENT,	
-	-	-	-	-	-	-	-	M		CHAUSSURES	
74.8	96.4	104.2	120.9	112.6	160.1	-	114.8	F	618	PRODUITS ALIM.,	
73.9	85.20	85.5	112.6	115.8	144.5	-	121.0	T		BOISSONS,	
56.20	95.5	103.7	117.0	114.4	150.3	-	117.8	M	618.1	TABAC	
58.30	89.40	82.20	89.80	109.2	109.2	-	108.7	F		PRODUITS	
80.0	99.20	76.80	81.50	110.5	145.00	-	115.6	T		PHARM.	
80.6	102.3	81.0	90.40	110.1	146.40	-	113.0	M	619	autres commerces	
80.60	95.40	107.8	120.2	125.1	155.0	-	123.1	F		de gros	
80.60	101.0	101.7	110.7	125.6	144.5	-	130.5	T			
78.00	108.0	123.8	125.4	125.4	150.2	-	126.4	M	619.1/2	PAPIER, LIVRES,	
78.00	102.8	133.60	106.7	106.7	146.90	-	116.9	F		JOURNEAUX	
72.2	112.10	114.20	119.1	119.1	127.50	-	123.5	T	61	COMMERCE DE GROS	
72.2	107.0	124.1	113.1	113.1	138.5	-	119.4	M			
72.7	83.4	106.4	115.9	115.9	146.3	-	115.2	F			
72.2	87.7	108.0	125.4	125.4	143.8	-	127.3	T			
80.50	92.7	100.6	107.2	118.3	145.7	-	118.7	M	641/642	PR. ALIMENTAIRES,	
80.50	88.4	97.1	106.5	120.8	173.1	-	122.2	F		BOISSONS,	
80.70	81.10	96.0	96.3	124.4	160.4	-	133.2	T		TABAC	
80.70	87.5	96.8	101.4	126.5	166.5	-	128.4	M	643	PHARMACIES	
-	86.00	79.50	105.00	105.00	-	-	80.0	F			
-	97.80	87.70	105.40	100.7	100.20	-	103.2	T			
75.20	107.20	117.6	106.00	142.00	-	-	102.0	M	644	ART. MEDICAUX,	
76.00	144.70	144.00	144.00	120.2	143.00	-	131.6	F		PRODUITS	
71.3	84.6	86.4	99.7	116.4	133.7	-	137.0	T		O ENTRETIEN	
80.10	85.30	91.0	88.5	118.0	155.00	-	135.2	M	645	ARTICLES	
71.0	84.9	89.4	88.8	117.7	148.5	-	106.3	F		D HABILLEMENT	
80.6	82.5	104.00	147.10	117.7	152.8	-	122.7	T			
72.70	75.60	90.0	102.4	130.1	150.60	-	113.7	M	646	CHAUSSURES,	
80.2	87.5	85.4	105.2	132.0	173.7	-	133.5	F		MARQUINERIE	
80.80	90.40	100.20	134.50	114.30	170.2	-	128.8	T			
80.10	91.40	94.70	100.90	117.0	115.00	-	121.3	M	647	TISSUS	
76.3	86.2	111.4	107.3	126.3	130.30	-	116.0	F		D AMEUBLEMENT	
77.8	84.1	106.0	110.2	124.3	148.5	-	119.8	T	648/649	EQUIPEMENT DU	
86.3	112.0	171.7	121.00	143.1	187.50	-	125.0	M		FOYER	
78.30	96.40	105.7	117.5	124.4	148.5	-	125.3	F			
85.1	100.5	102.5	110.4	131.6	161.6	-	125.6	T	653	LIVRES, JOURN.,	
80.5	87.50	88.3	116.40	118.2	138.00	-	153.4	M		PAPIER,	
80.8	84.50	89.20	95.8	119.6	153.40	-	144.9	F		EQ. BUREAU	
80.8	87.9	88.7	106.3	119.2	147.7	-	150.5	T	654/655	autres commerces	
74.80	80.3	80.1	83.0	118.7	148.80	-	119.3	M		de detail	
83.8	83.8	71.0	80.2	103.2	133.8	-	120.3	F	656	PRODUITS DIVERS	
74.50	73.9	81.3	83.6	107.1	137.2	-	119.8	T		NON ALIMENT.	
79.0	87.8	102.4	108.1	127.1	169.8	-	111.3	M	64/653-	COMMERCE DE	
81.2	75.4	80.3	85.8	118.0	153.4	-	104.4	F	856	DETAIL	
78.3	84.6	101.3	100.5	122.1	158.8	-	106.5	T			

TAB.A7

LENGTH OF SERVICE IN ENTERPRISE :  
MEAN (M) AND COEFFICIENT OF VARIATION  
(CV) ACCORDING TO ACTIVITY, SEX,  
QUALIFICATION AND TYPE OF EMPLOYMENT

ACTIVITY	NACE	SEX	QUALIFICATION							TOG. ENS.	
			1A	1B	2	3	4	5	(*)		
AGRIC. PRIMARY	611	M	.	.	.	.	.	.	.	.	6.8#
PROD., LIVE- STOCK, TEXT.		F	.	.	.	.	.	.	.	.	5.0#
FUELS, ORES,	612	M	.	.	.	.	.	.	4.1#	.	5.8#
INDUSTRIAL		F	.	.	.	.	.	.	.	.	4.6#
CHEMICALS	613	M	.	.	.	.	.	.	4.5#	.	5.3#
TIMBER, BUILDING		F	.	.	.	.	.	.	4.0#	.	5.0#
MATERIALS		T	.	.	.	.	.	.	.	.	6.7#
MACHINERY,	614	M	.	.	.	.	.	.	4.1#	.	4.7#
EQUIPMENTS,		F	.	.	.	.	.	.	.	.	5.5#
VEHICLES		T	.	.	.	.	.	.	3.9#	.	7.3#
FURNITURE, HSEHD.	615	M	.	.	.	.	4.9#	.	3.5#	.	4.2#
GOODS,		F	.	.	.	.	.	.	3.4#	.	5.3
HARDWARE		T	.	.	.	.	.	.	.	.	3.6#
TEXTILES, CLOTH-	616	M	.	.	.	.	.	.	2.9#	.	4.2#
ING, FOOTWR.		F	.	.	.	.	.	.	3.1#	.	4.9#
LEATHERWARE		T	.	.	.	.	.	.	.	.	5.6#
FOOD, DRINK,	617	M	.	.	.	.	.	.	3.5#	.	4.6#
TOBACCO		F	.	.	.	.	.	.	.	.	4.3#
TOBACCO	617.6	T	.	.	.	.	.	.	3.5#	.	4.4#
PRODUCTS		M	.	.	.	.	.	.	.	.	.
PHARMACEUTICAL,	618	F	.	.	.	.	.	.	.	.	8.1#
MEDICAL GDS.,		T	.	.	.	.	6.0#	.	3.8#	.	5.6#
CLEANING MAT.		F	.	.	.	.	6.2#	.	4.1#	.	6.4
PHARMACEUTICALS	618.1	M	.	.	.	.	.	.	.	.	.
OTHER WHOLESALE	619	F	6.5#	.	.	.	.	.	.	.	3.9#
DISTRIBUTION		T	.	.	.	.	.	.	.	.	4.5#
PAPER, BOOKS,	619.1/2	M	.	.	.	.	4.6#	.	3.2#	.	4.2
STATIONERY,		F	.	.	.	.	.	.	.	.	5.6#
NEWSPAPERS		T	.	.	.	.	.	.	.	.	5.6
WHOLESALE TRADE	61	M	12.4#	11.7#	7.3#	.	5.3#	.	3.0	.	4.5
		F	.	.	.	.	5.1	.	3.8	.	4.9
		T	12.3#	11.3#	7.6#	7.2#	5.2	.	3.5	.	2.2#
FOOD, DRINK,	641/642	M	.	.	.	.	.	3.1#	1.9#	.	2.5
TOBACCO		F	.	.	.	.	3.0#	.	1.8	.	2.6
DISPENSING	643	M	.	.	.	.	.	.	.	.	5.0#
CHEMISTS		F	.	.	.	.	.	.	.	.	4.8#
MEDICAL GOODS,	644	M	.	.	.	.	.	.	.	.	4.2#
COSMETICS,		F	.	.	.	.	.	.	.	.	4.5
CLEANING MAT.		T	.	.	.	.	.	.	.	.	4.8
CLOTHING	645	M	.	.	.	.	.	5.1#	3.5#	.	4.5
		F	.	.	.	.	.	5.4#	3.5#	.	4.8
FOOTWEAR,	646	M	.	.	.	.	.	5.9#	2.9#	.	4.4
LEATHER GOODS		F	.	.	.	.	6.1#	3.1#	.	.	4.7
FURS, FABRICS,	647	M	.	.	.	.	.	.	.	.	4.9#
HOUSEHOLD		F	.	.	.	.	5.7#	.	.	.	5.3#
TEXTILES		T	.	.	.	.	5.9#	.	.	.	4.8#
HOUSEHOLD	648/649	M	.	.	.	.	.	5.3#	3.0#	.	3.6
FITMENTS		F	.	.	.	.	.	4.7#	2.6#	.	4.0
APPLIANCES		T	.	.	.	.	.	.	.	.	3.0#
BOOKS, NEWSPRS.,	653	M	.	.	.	.	.	4.8#	2.9#	.	3.4#
STATIONERY,		F	.	.	.	.	.	3.7#	3.1#	.	3.2
OFFICE SUPPS.		T	.	.	.	.	.	.	.	.	4.7#
OTHER RETAIL	654/655	M	.	.	2.3	2.4#	3.9#	3.4#	.	.	3.1
DISTRIBUTION		F	.	.	3.1#	2.7#	4.1#	3.1#	.	.	3.5
VARIOUS NON-FOOD	656	M	.	.	.	.	4.9#	3.2#	2.0#	.	2.8
PRODUCTS		F	.	.	.	.	4.9#	3.1#	1.8#	.	2.6
RETAIL TRADE	64/653- 656	T	7.8#	.	7.7#	6.3#	3.5#	1.8#	.	.	3.4
		M	.	.	4.7	4.5	3.7	2.3	.	.	3.1
		F	7.3#	10.0#	5.6	4.8	3.7	2.2	.	.	3.2



TAB.A7

ANCIENNETE DANS L ENTREPRISE:  
 MOYENNE (M) ET COEFFICIENT DE  
 VARIATION (CV) SELON L ACTIVITE, LE  
 SEXE, LA QUALIFICATION ET LE REGIME DE TRAVAIL

REGIME DE TRAVAIL: TEMPS PARTIEL

CV

QUALIFICATION								SEXE	NACE	ACTIVITE
1A	1B	2	3	4	5	(*)	TOT. ENS.			
							125.00	M	611	MAT. PREM. AGR., ANIMAUX, TEXTILES
							152.10	F		
							139.30	T		
							157.70	M	612	COMBUSTIBLES, MINERAIS, PR. CHIMIQUES
							111.70	F		
							116.60	T		
							120.00	M	613	BOIS, MATERIAUX DE CONSTR.
							129.60	F		
							144.60	T		
							115.80	M	614	MACHINES, VEHICULES
							126.30	F		
							138.16	T		
							122.00	M	615	MEUBLES, ART. MENAGERS
							137.20	F		
							123.60	T		
							123.40	M	616	TEXTILE, HABILLEMENT, CHAUSSURES
							135.40	F		
							141.00	T		
							181.40	M	617	PRODUITS ALIM., BOISSONS, TABAC
							151.60	F		
							157.30	T		
							127.30	M	617.6	PRODUITS DU TABAC
							123.50	F		
							129.0	T	618	PR. PHARM., MEDICAMENTS, D'ENTRETIEN PHARM.
							89.60	M	618.1	PRODUITS PHARM.
							111.80	F		
							145.10	T		
							133.50	M	619	AUTRES COMMERCE DE GROS
							137.00	F		
							144.40	T		
							119.30	M	619.1/2	PAPIER, LIVRES, JOURNAUX
							136.10	F		
							130.5	T		
							105.50	M	61	COMMERCE DE GROS
							144.2	F		
							138.6	T		
							142.5	M	641/642	PR. ALIMENTAIRES, BOISSONS, TABAC
							203.50	F		
							189.1	T		
							163.20	M	643	PHARMACIES
							160.20	F		
							182.10	T		
							183.9	M	644	ART. MEDICAUX, PRODUITS D'ENTRETIEN
							126.40	F		
							129.30	T		
							150.60	M	645	ARTICLES D'HABILLEMENT
							129.30	F		
							164.10	T		
							136.00	M	646	CHAUSSURES, MAROQUINERIE
							167.00	F		
							143.2	T		
							148.7	M	647	TISSUS D'AMEUBLEMENT
							100.00	F		
							176.10	T		
							100.60	M	649/640	EQUIPEMENT DU FOYER
							106.50	F		
							145.5	T		
							90.30	M	653	LIVRES, JOURN., PAPIER, ED. BUREAU
							113.20	F		
							160.60	T		
							102.50	M	654/655	AUTRES COMMERCE DE DETAIL
							133.20	F		
							146.30	T		
							134.5	M	656	PRODUITS DIVERS NON ALIMENT.
							153.7	F		
							172.00	T		
							173.10	M	64/653-	COMMERCE DE DETAIL
							173.3	F		
							140.00	T		
							140.1	M	656	
							146.00	F		
							140.1	T		
							144.1	M		
							155.0	F		
							101.50	T		
							137.30	M		
							104.70	F		
							211.30	T		
							180.4	M		
							100.7	F		
							126.6	T		
							143.0	M		
							179.2	F		
							157.5	T		
							151.4	M		
							184.6	F		
							165.2	T		

TAB.A7

LENGTH OF SERVICE IN ENTERPRISE :  
MEAN (M) AND COEFFICIENT OF VARIATION  
(CV) ACCORDING TO ACTIVITY, SEX,  
QUALIFICATION AND TYPE OF EMPLOYMENT

M TYPE OF EMPLOYMENT: ALL TYPES OF EMPLOYMENT

ACTIVITY	NACE	SEX	QUALIFICATION							T06. EMS.
			1A	1B	2	3	4	5	(*)	
AGRIC. PRIMARY	611	M	14.5	11.0	8.4	6.6	6.5	3.7	-	6.8
PROD., LIVE- STOCK, TEXT.		F	14.6	11.1	12.7#	6.6#	4.9	3.8#	-	5.5
FUELS, ORES,	612	T	16.9	11.8	8.8	6.6	6.0	3.7	-	6.4
INDUSTRIAL		F	16.9	11.8	9.8	8.0	6.2	4.3	-	7.9
CHEMICALS		T	16.8	12.7#	13.0	8.4	5.5	3.8	-	6.7
TIMBER, BUILDING	613	M	15.6	9.4	8.0	6.5	6.0	4.2	-	7.6
MATERIALS		F	15.6	16.2#	10.1#	6.8	6.1	4.5	-	6.7
MACHINERY,		T	14.4	8.1	7.5	6.5	4.2	3.5	-	5.2
EQUIPMENTS,	614	M	14.4#	11.4#	10.4	6.5	4.9	4.3	-	6.4
VEHICLES		F	14.3	8.3	7.8	6.8	4.4	3.1	-	6.3
FURNITURE, HSEHD.	615	T	16.0	9.6	7.3	6.6	4.7	3.2	-	6.1
GOODS,		M	16.0	10.3#	9.4#	6.6	4.3	2.9	-	6.6
HARDWARE		F	16.0	9.7	7.5	6.6	4.8	3.2	-	4.9
TEXTILES, CLOTH-	616	M	16.3	10.5	9.4	7.3#	5.3	3.5#	-	6.1
ING, FOOTWR.		F	16.3	14.5#	9.6#	7.3	5.0	3.5	-	5.7
LEATHERWARE		T	16.5	11.4	9.4	7.3	5.1	3.6	-	6.7
FOOD, DRINK,	617	M	14.9	10.3	8.6	6.9	5.8	3.7	-	6.4
TOBACCO		F	14.9	13.7#	10.6#	6.8#	4.8	3.4	-	4.7
TOBACCO	617.6	T	14.8	10.6	8.8	6.9	5.5	3.5	-	5.9
PRODUCTS		M	-	-	-	-	-	-	-	-
PHARMACEUTICAL,		F	-	-	-	-	-	-	-	-
MEDICAL GDS.,	618	M	14.5	9.3	8.1	6.6	6.5	3.7	-	7.1
CLEANING MAT.		F	14.7	13.3#	11.5	7.2	6.3	4.0	-	6.4
PHARMACEUTICALS	618.1	T	15.6#	10.6#	8.8	6.9	6.4	3.9	-	6.7
OTHER WHOLESALE		M	15.6#	10.6#	13.0#	9.9#	6.8	-	-	8.1
DISTRIBUTION	619	F	15.7#	10.9#	16.1#	11.5#	7.1	4.3#	-	7.2
PAPER, BOOKS,		T	13.3	8.5	7.0	5.5	4.9	2.6	-	6.1
STATIONERY,	619.1/2	M	13.9#	11.4#	9.6	6.4	4.9	3.8	-	5.4
NEWSPAPERS		F	13.3	9.1	7.4	6.0	4.9	3.3	-	5.8
WHOLESALE TRADE	61	T	13.5#	10.3#	7.8	6.1#	5.8	3.3#	-	7.1
FOOD, DRINK,		M	13.6#	10.1#	10.2#	7.0	5.4	4.5#	-	6.3
TOBACCO	641/642	F	15.2	9.7	8.3	6.9	5.6	3.9	-	6.8
DISPENSING		T	14.4	12.4	8.1	7.0	5.6	3.7	-	6.7
CHEMISTS	643	M	15.2	10.0	8.4	6.9	5.3	3.6	-	6.3
MEDICAL GOODS,		F	11.2#	11.2	8.3	7.5	5.2	3.4	-	6.2
COSMETICS,		T	11.2#	13.4#	8.6	8.5	4.8	2.8	-	4.7
CLEANING MAT.		M	11.2#	11.6	8.4	8.0	5.0	3.0	-	5.3
CLOTHING	644	F	-	11.2#	11.6#	7.9#	8.1#	-	-	9.3
FOOTWEAR,		T	-	9.1#	8.4#	8.4#	8.5	6.1#	-	7.6
LEATHER GOODS	645	M	14.0#	7.6#	10.1#	8.4#	8.4	6.0#	-	8.1
FURN. FABRICS,		F	13.1#	8.5#	5.8	5.6#	4.2#	-	-	5.3
HOUSEHOLD		T	14.4	12.1	4.3#	3.8#	4.3	3.0#	-	4.1
TEXTILES	646	M	13.9	12.3	5.1	4.4#	4.3	2.7	-	4.6
HOUSEHOLD	648/649	F	14.4	12.8#	12.0	8.7	6.3	4.1#	-	8.8
FITMENTS,		T	13.9	12.3	10.1	8.6	5.8	3.7	-	5.9
APPLIANCES		M	15.9	10.7	10.9	8.7	5.9	3.8	-	6.6
BOOKS, NEWSPRS.,	653	F	18.1#	14.2	10.8	9.3	5.4	3.4#	-	8.2
STATIONERY,		T	16.3	11.8	9.9	8.7	5.4	3.0	-	5.9
OFFICE SUPPS.		M	12.3#	12.7#	6.3#	6.7#	5.4#	3.1	-	6.4
OTHER RETAIL	654/655	F	11.7#	12.4#	8.4#	6.3#	5.4	3.4#	-	6.9
DISTRIBUTION		T	13.1	10.1	7.1#	6.5#	5.4	3.2#	-	5.6
VARIOUS NON-FOOD	656	M	12.8	10.6	7.0	6.1	4.6	2.5	-	5.6
PRODUCTS		F	14.6	9.4	3.4	5.3#	4.3	2.7#	-	4.9
RETAIL TRADE	64/653- 656	T	13.5#	8.4	2.9	5.9	4.8	3.0	-	4.2
		M	14.4	9.1	3.2	5.6	4.6	2.9	-	4.5
		F	16.0	11.7	9.0	6.3#	5.1	3.1#	-	6.7
		T	15.8	9.7#	6.9	5.6	5.5	3.6	-	5.3
		M	18.0#	11.2	8.1	5.9	5.3	3.4	-	6.0
		F	17.1#	11.2	8.8	7.8	6.0	3.7#	-	7.1
		T	13.9	16.1	13.7	8.9	6.5	4.1	-	7.0
		M	12.1	13.3	11.6	8.6	6.4	4.0	-	7.0
		F	12.1	13.8	9.1	7.9	5.4	3.2	-	6.3
		T	13.6	11.7	8.4	7.7	5.3	3.2	-	5.4

TAB.A7

ANCIENNETE DANS L'ENTREPRISE:  
MOYENNE (M) ET COEFFICIENT DE  
VARIATION (CV) SELON L'ACTIVITE, LE  
SEXE, LA QUALIFICATION ET LE REGIME DE TRAVAIL

REGIME DE TRAVAIL: ENS. DES REGIMES DE TRAVAIL CV

QUALIFICATION								S E X E	NACE	ACTIVITE
1A	1B	2	3	4	5	(*)	TOT. ENS.			
75.7	88.7	95.1	107.8	109.3	142.2	-	115.0	M	611	MAT. PREM. AGR.,
-	-	87.30	122.40	120.7	147.50	-	133.2	F	-	ANIMAUX,
75.2	88.2	95.7	111.7	115.5	143.7	-	119.1	T	-	TEXTILES
65.0	84.5	94.0	95.9	105.4	135.1	-	106.3	M	612	COMBUSTIBLES,
-	71.70	72.4	90.7	122.1	134.1	-	115.1	F	-	MINERAIS,
65.5	83.5	91.1	96.8	110.6	135.0	-	108.5	T	-	PR. CHIMIQUES
70.0	96.3	101.1	104.0	114.8	132.6	-	114.5	M	613	BOIS, MATERIAUX
-	74.30	87.70	106.0	121.6	142.0	-	127.0	F	-	DE CONSTR.
71.0	95.0	99.0	104.5	118.3	134.8	-	117.4	T	-	-
72.1	87.3	104.3	113.1	124.5	155.8	-	117.4	M	614	MACHINES,
77.40	87.00	86.6	112.2	133.5	141.0	-	128.2	F	-	VEHICULES
72.8	87.1	102.9	112.9	127.4	150.0	-	120.0	T	-	-
78.4	88.4	102.8	104.5	117.6	137.3	-	114.0	M	615	MEUBLES,
-	86.70	92.90	100.6	120.0	140.5	-	124.7	F	-	ART. MENAGERS
70.0	88.3	102.1	105.8	118.2	130.2	-	117.9	T	-	QUINCAILLERIE
70.6	100.5	110.9	127.20	129.2	150.40	-	124.5	M	616	TEXTILE,
-	82.60	101.10	113.0	125.0	165.0	-	134.7	F	-	HABILLEMENT,
78.1	96.7	108.4	118.9	127.3	163.3	-	131.0	T	-	CHAUSSURES
70.1	93.0	101.0	103.5	115.8	154.5	-	118.9	M	617	PRODUITS ALIM.,
-	78.00	89.70	110.30	125.0	139.4	-	132.9	F	-	BOISSONS,
71.1	91.8	99.7	105.2	118.6	148.0	-	123.6	T	-	TABAC
-	-	-	-	-	-	-	-	M	617.6	PRODUITS DU
-	-	-	-	-	-	-	-	F	-	TABAC
-	-	-	-	-	-	-	-	T	-	-
70.1	96.6	103.8	124.3	113.0	150.0	-	115.3	M	618	PR. PHARM.,
-	85.00	94.5	111.4	115.2	144.6	-	121.2	F	-	MEDICAMENTS,
75.6	95.0	103.2	116.2	114.3	150.2	-	118.3	T	-	D'ENTRETIEN
65.10	90.30	81.70	99.00	109.5	-	-	108.8	M	618.1	PRODUITS
-	-	75.70	81.80	110.0	147.20	-	115.6	F	-	PHARM.
65.40	99.20	80.2	90.40	100.9	147.10	-	113.1	T	-	-
80.0	102.4	107.1	128.2	125.5	155.9	-	123.0	M	619	AUTRES COMMERCES
81.50	93.20	102.1	110.9	126.2	142.9	-	131.1	F	-	DE GROS
80.0	101.3	107.5	123.0	125.0	149.5	-	127.0	T	-	-
82.00	100.10	101.0	133.50	106.2	145.20	-	116.4	M	619.1/2	PAPIER, LIVRES,
-	-	111.20	116.00	118.5	124.60	-	123.3	F	-	JOURNEAUX
80.40	100.10	105.9	124.9	112.6	134.5	-	119.2	T	-	-
73.1	93.6	102.4	106.6	116.6	146.8	-	115.8	M	61	COMMERCE DE GROS
75.2	83.0	89.1	109.5	125.3	143.0	-	128.3	F	-	-
73.2	92.0	101.0	107.5	119.7	145.5	-	119.6	T	-	-
81.00	88.1	97.1	106.9	130.1	170.1	-	124.6	M	641/642	PR. ALIMENTAIRES,
-	81.30	85.8	90.7	128.3	165.1	-	138.2	F	-	BOISSONS,
81.00	87.3	96.0	102.7	129.3	171.4	-	132.6	T	-	TABAC
-	89.10	81.80	114.50	-	-	-	103.1	M	643	PHARMACIES
-	-	100.20	102.60	102.1	110.00	-	107.8	F	-	-
-	102.00	90.80	107.70	104.5	110.10	-	106.9	T	-	-
75.50	104.60	117.4	105.10	143.00	-	-	131.5	M	644	ART. MEDICAMENTS,
-	-	143.40	154.70	128.5	139.20	-	138.7	F	-	PRODUITS
70.10	90.40	128.1	134.80	134.4	153.7	-	136.4	T	-	D'ENTRETIEN
73.2	84.7	86.0	102.1	121.5	167.50	-	109.0	M	645	ARTICLES
-	84.90	95.2	99.0	119.6	153.1	-	126.0	F	-	D'HABILLEMENT
74.7	84.0	91.5	100.6	120.1	156.2	-	122.5	T	-	-
80.0	82.0	105.00	-	145.40	165.70	-	115.3	M	646	CHAUSSURES,
71.10	76.0	91.0	103.9	127.7	174.3	-	134.0	F	-	MARQUINERIE
69.5	87.8	96.1	107.1	128.8	173.1	-	130.7	T	-	-
80.50	80.50	102.20	131.20	118.10	-	-	122.2	M	647	TISSUS
-	-	93.30	95.20	117.2	120.50	-	113.8	F	-	D'AMEUBLEMENT
81.40	90.60	100.00	110.10	117.6	137.00	-	119.4	T	-	-
70.0	88.1	111.0	100.9	127.6	170.3	-	126.7	M	648/649	EQUIPEMENT DU
-	75.20	88.4	110.5	117.6	142.9	-	127.3	F	-	FOYER
80.3	88.5	106.7	113.1	124.7	160.3	-	127.7	T	-	-
83.7	111.0	173.2	132.50	145.7	178.30	-	155.6	M	653	LIVRES, JOURN.,
80.70	90.00	109.1	119.5	124.1	162.1	-	147.6	F	-	PAPIER,
85.0	100.1	104.6	125.1	132.3	167.5	-	152.7	T	-	EQ. BUREAU
70.0	87.7	88.0	115.30	120.8	141.60	-	120.8	M	654/655	AUTRES COMMERCES
-	86.00	115.2	121.1	120.5	152.0	-	128.3	F	-	DE DETAIL
70.0	87.0	98.8	118.0	120.9	148.9	-	124.0	T	-	-
75.60	81.1	90.0	93.5	122.0	160.70	-	115.7	M	656	PRODUITS DIVERS
-	83.0	73.0	83.9	108.5	148.2	-	113.2	F	-	NON ALIMENT.
77.10	74.5	81.0	86.4	111.7	150.9	-	113.0	T	-	-
80.0	80.3	102.6	107.1	128.9	175.2	-	124.1	M	64/653-	COMMERCE DE
85.0	76.2	100.1	99.0	121.7	159.1	-	120.0	F	656	DETAIL
81.5	85.1	101.0	102.8	124.4	164.1	-	127.7	T	-	-

TAB.A8

EMPLOYEES ACCORDING TO ACTIVITY,SEX,  
SCHEDULED WORKING WEEK AND TYPE OF  
EMPLOYMENT

ACTIVITY	NACE	SEX	TYPE OF EMPLOYMENT							REGIME DE TRAVAIL		
			FULL-TIME							TEMPS PLEIN		
			SCHEDULED WORKING WEEK (HOURS)							(*)	TOG.	100.
			<=36	>36	>38	40	>42	>44	>46			
	<=38	<=40	<=42	<=44	<=46	<=48						
AGRIC. PRIMARY	611	M	-	-	20.7	9.0	19.8	17.1	18.1	14.8	0.5	100.0
PROD., LIVE-		F	-	-	46.8	18.8	16.8	10.6	4.8	1.5	-	100.0
STOCK, TEXT.		T	-	-	26.4	11.1	19.2	15.7	15.2	11.9	0.4	100.0
FUELS	612	M	-	-	31.7	16.6	31.4	8.8	6.4	4.7	0.3	100.0
INDUSTRIAL		F	-	0.3	53.3	23.8	17.2	2.8	1.5	-	-	100.0
CHEMICALS		T	-	0.1	36.8	18.3	28.1	7.4	5.3	3.6	0.2	100.0
TIMBER, BUILDING	613	M	-	-	10.2	6.7	17.7	25.4	25.4	14.4	0.2	100.0
MATERIALS		F	-	-	27.4	21.8	27.8	14.7	4.8	2.7	-	100.0
		T	-	0.1	13.5	9.7	19.7	23.3	21.4	12.1	0.2	100.0
MACHINERY,	614	M	-	0.0	30.0	16.5	18.8	15.4	9.8	9.2	0.3	100.0
EQUIPMENTS,		F	-	0.5	53.3	20.6	14.6	7.7	2.2	1.1	-	100.0
VEHICLES		T	-	0.1	35.6	17.5	17.8	13.6	8.0	7.2	0.3	100.0
FURNITURE, HSEHD.	615	M	-	-	33.6	21.4	21.0	14.6	5.6	3.4	0.3	100.0
GOODS,		F	-	0.3	48.0	26.6	16.1	7.2	1.4	0.3	-	100.0
HARDWARE		T	-	0.1	37.9	23.0	19.6	12.4	4.3	2.4	0.2	100.0
TEXTILES, CLOTH-	616	M	-	-	62.0	17.5	6.9	9.6	1.9	1.3	0.7	100.0
ING, FOOTWR.,		F	-	0.3	70.4	19.3	5.2	3.9	0.5	-	-	100.0
LEATHERWARE		T	0.1	0.2	66.4	18.5	6.0	6.6	1.1	0.7	0.4	100.0
FOOD, DRINK,	617	M	-	-	21.3	9.7	16.0	19.5	17.7	15.0	0.6	100.0
TOBACCO		F	-	0.1	41.4	18.0	18.7	13.5	4.8	2.5	-	100.0
		T	-	0.1	27.2	12.1	16.8	17.8	13.9	11.3	0.5	100.0
TOBACCO	617.6	M	-	-	-	-	-	-	-	-	-	-
PRODUCTS		F	-	-	-	-	-	-	-	-	-	-
		T	-	-	-	-	-	-	-	-	-	-
PHARMACEUTICAL,	618	M	-	-	39.1	19.4	14.2	14.3	9.2	3.5	0.3	100.0
MEDICAL GDS.,		F	-	0.4	52.6	29.9	10.4	5.4	0.8	0.6	-	100.0
CLEANING MAT.		T	-	0.2	45.8	24.7	12.3	9.8	5.0	2.0	0.1	100.0
PHARMACEUTICALS	618.1	M	-	-	31.8	24.7	8.1	16.4	15.1	3.7	-	100.0
		F	-	-	48.0	37.7	8.6	5.2	0.3	-	-	100.0
		T	-	-	42.0	32.9	8.4	9.3	5.7	1.4	-	100.0
OTHER WHOLESALE	619	M	-	0.2	54.7	18.0	11.3	10.4	2.6	1.4	1.2	100.0
DISTRIBUTION		F	-	0.3	69.2	14.9	8.1	6.0	0.6	-	0.6	100.0
		T	-	0.2	61.1	16.6	9.9	8.4	1.7	0.9	1.0	100.0
PAPER, BOOKS,	619.1/2	M	-	-	54.8	15.4	13.9	8.7	3.7	2.3	1.0	100.0
STATIONERY,		F	-	-	72.8	13.2	8.3	4.5	-	-	-	100.0
NEWSPAPERS		T	-	-	61.6	14.5	11.8	7.1	2.4	1.7	0.7	100.0
WHOLESALE TRADE	61	M	0.0	0.1	27.9	14.4	19.4	16.2	12.2	9.3	0.4	100.0
		F	0.1	0.4	49.4	21.7	15.7	8.6	2.6	1.2	0.1	100.0
		T	0.1	0.2	34.2	16.5	18.3	14.0	9.4	7.0	0.3	100.0
FOOD, DRINK,	641/642	M	-	-	33.5	12.7	14.2	10.5	13.0	15.5	0.3	100.0
TOBACCO		F	-	0.3	53.9	15.1	13.6	8.5	4.5	3.6	0.2	100.0
		T	-	0.2	44.6	14.0	13.9	9.4	8.4	9.1	0.3	100.0
DISPENSING	643	M	-	-	51.2	9.2	7.4	22.7	5.2	3.6	-	100.0
CHEMISTS		F	-	-	70.9	9.5	5.1	11.9	1.4	-	-	100.0
		T	-	-	64.6	9.4	5.9	15.4	2.6	1.3	-	100.0
MEDICAL GOODS,	644	M	-	-	54.4	6.9	6.6	12.8	13.6	4.4	1.3	100.0
COSMETICS,		F	-	-	64.6	12.5	7.4	10.4	2.7	1.8	-	100.0
CLEANING MAT.		T	-	-	59.9	9.9	7.0	11.5	7.7	3.0	0.6	100.0
CLOTHING	645	M	1.0	-	45.5	18.0	13.4	14.3	5.2	1.8	0.5	100.0
		F	0.4	0.7	61.9	18.3	9.0	7.5	1.7	0.3	-	100.0
		T	0.6	0.6	57.3	18.2	10.3	9.4	2.7	0.7	0.2	100.0
FOOTWEAR,	646	M	-	-	70.7	10.1	7.6	6.6	2.6	2.0	-	100.0
LEATHER GOODS		F	-	0.4	73.7	16.0	4.1	3.7	1.0	0.8	-	100.0
		T	-	0.3	73.0	14.6	4.9	4.4	1.4	1.1	-	100.0
FURN. FABRICS,	647	M	-	-	33.3	7.5	8.4	16.1	20.7	11.8	-	100.0
HOUSEHOLD		F	-	-	63.3	14.3	5.4	10.8	4.6	-	-	100.0
TEXTILES		T	-	0.6	49.9	11.3	7.2	13.1	11.8	5.4	-	100.0
HOUSEHOLD	648/649	M	0.2	-	18.7	12.0	9.8	25.6	20.5	12.3	0.7	100.0
FITMENTS,		F	0.8	0.4	44.2	19.5	9.6	16.8	5.3	3.0	0.4	100.0
APPLIANCES		T	0.4	0.2	26.5	14.3	9.7	22.9	15.9	9.4	0.6	100.0
BOOKS, NEWSPR.,	653	M	-	-	60.3	18.5	5.8	7.1	4.5	2.5	1.1	100.0
STATIONERY,		F	-	0.5	71.5	15.9	5.3	4.6	1.0	0.9	-	100.0
OFFICE SUPPS.		T	-	0.2	66.3	17.1	5.5	5.8	2.6	1.6	0.6	100.0
OTHER RETAIL	654/655	M	-	-	22.7	17.2	15.4	16.1	16.1	12.0	-	100.0
DISTRIBUTION		F	-	-	49.9	19.8	10.8	11.3	2.2	4.9	0.4	100.0
		T	-	0.3	33.9	18.3	13.5	14.1	10.3	9.1	0.3	100.0
VARIOUS NON-FOOD	656	M	-	-	75.3	7.2	3.8	5.4	3.2	5.0	-	100.0
PRODUCTS		F	0.2	0.3	92.3	2.1	2.3	2.1	0.3	0.3	-	100.0
		T	0.1	0.2	87.0	3.7	2.8	3.1	1.2	1.8	-	100.0
RETAIL TRADE	64/653-656	M	0.2	0.1	37.7	12.4	11.4	13.5	12.7	11.7	0.4	100.0
		F	0.3	0.3	64.2	13.0	9.4	7.5	3.0	2.2	0.2	100.0
		T	0.2	0.2	52.4	12.7	10.3	10.1	7.3	6.5	0.3	100.0

TAB.A8

SALARIES SELON L ACTIVITE, LE SEXE,  
L HORAIRE HEBDOMADAIRE ET LE REGIME  
DE TRAVAIL

(%)

TYPE OF EMPLOYMENT PART-TIME		REGIME DE TRAVAIL TEMPS PARTIEL									S E X E	NACE	ACTIVITE
HORAIRE HEBDOMADAIRE DU TRAVAIL (HEURES)													
<=24	>24	>20	>20	>30	>32	>34	>36	(*)	TOT.	ENS.			
57.0			7.0	8.0		8.0		13.0	100.0		M	611	MAT. PREM. AGR.
73.4	6.0		9.0	8.5					100.0		F		ANIMAUX
65.0	5.5	3.3	8.5	8.0		5.6		8.2	100.0		T	612	TEXTILES
74.2	7.4			7.1					100.0		M		COMBUSTIBLES
70.0			4.0	6.7					100.0		F		MINERAIS
77.1	6.1	2.6	4.5	6.0	3.0	3.5			100.0		T		PR. CHIMIQUES
53.3	10.4		9.3	8.1		7.0		14.4	100.0		M	613	BOIS, MATERIAUX
77.4	5.5		4.1	5.2	3.6	2.7		4.2	100.0		F		DE CONSTR.
68.0	7.3	2.6	6.0	6.6	2.0	4.6		7.0	100.0		T		
67.0	6.7	3.7	5.1	5.5		7.0		5.0	100.0		M	614	MACHINES,
74.4	5.1	2.5	6.2	7.0	3.0	5.5		2.5	100.0		F		VEHICULES
72.1	5.7	2.0	5.8	7.0	3.4	6.3		3.7	100.0		T		
57.3			13.0	14.0				12.2	100.0		M	615	MEUBLES,
75.7	6.0		5.6	7.4	3.6	4.4			100.0		F		ART. MENAGERS
80.0	0.3		0.3	10.2	3.1	5.5		6.1	100.0		T		QUINCAILLERIE
83.6						14.5		11.0	100.0		M	616	TEXTILE,
72.0	0.0	4.6	3.7	5.7		5.0		3.6	100.0		F		NABILLEMENT,
69.2	5.1	4.7	3.4	4.0	2.0	8.0		6.1	100.0		T		CHAUSSURES
56.0	7.0		9.1	9.2		6.9		10.1	100.0		M	617	PRODUITS ALIM.,
51.0	0.1	2.0	16.7	17.5	6.4	10.1		2.9	100.0		F		BOISSONS,
53.0	0.6	2.0	13.0	14.4	4.0	8.0		5.6	100.0		T	617.6	TABAC
											M		PRODUITS DU
											F		TABAC
											T		
72.2			8.0	10.0					100.0		M	618	PR. PHARM.,
58.0	7.2		12.1	13.4	10.3				100.0		F		MEDICAM.
61.0	6.4		10.4	12.5	15.5			2.5	100.0		T		D'ENTRETIEN
61.5									100.0		M	618.1	PRODUITS
31.7			15.0	16.5	40.5				100.0		F		PHARM.
30.0			13.1	16.2	33.7				100.0		T		
55.2			8.4	8.0		10.3		12.2	100.0		M	619	AUTRES COMMERCE
71.3	4.0	4.0	5.0	8.0	3.5	6.3			100.0		F		DE GROS
64.2	3.5	3.0	0.1	8.0	3.3	11.5		7.3	100.0		T		
76.0									100.0		M	618.1/2	PAPIER, LIVRES,
60.0									100.0		F		JOURNAUX
72.3				7.5					100.0		T		
61.0	6.7	2.0	7.7	8.0	2.5	7.0		9.4	100.0		M	61	COMMERCE DE GROS
66.1	6.0	2.0	8.7	11.0	5.1	6.1		2.7	100.0		F		
64.4	6.0	2.0	8.0	10.2	4.1	6.0	0.5	5.3	100.0		T		
65.0	6.2	2.0	8.0	9.0	3.0	3.5		7.2	100.0		M	641/642	PR. ALIMENTAIRES,
56.0	6.0	3.3	20.4	24.1	5.2	4.1		4.3	100.0		F		BOISSONS,
57.7	6.0	3.2	18.4	21.5	4.0	4.0		4.0	100.0		T		TABAC
71.2									100.0		M	643	PHARMACIES
61.2			14.4	20.7	7.7	7.3			100.0		F		
63.3	5.4	3.7	13.5	18.5	6.0	4.6			100.0		T		
57.0									100.0		M	644	ART. MEDICAM.
60.3						11.6			100.0		F		PRODUITS
65.0	6.3	3.0		4.3		9.7		5.6	100.0		T		D'ENTRETIEN
75.0								6.7	100.0		M	645	ARTICLES
60.2	12.4	3.0	9.6	12.0	3.0	4.0		4.3	100.0		F		D'habillement
62.2	11.4	3.0	8.0	11.0	3.8	4.8		4.6	100.0		T		
77.0									100.0		M	646	CHAUSSURES,
61.0	7.3	4.0	11.5	13.8	6.0	6.4		2.2	100.0		F		MAROQUINERIE
63.1	6.0	4.6	10.7	12.4	5.3	6.1		2.7	100.0		T		
60.3									100.0		M	647	TISSUS
60.5	7.2	6.3	11.4	13.1	5.0				100.0		F		D'AMEUBLEMENT
67.1	7.4	5.0	11.0	13.0	4.6				100.0		T		
71.5	6.4		6.0	7.7	3.0	3.7		6.2	100.0		M	648/649	EQUIPEMENT DU
63.3	8.2	2.5	8.3	11.0	5.4	5.3		6.6	100.0		F		FUMER
60.6	7.6	2.3	7.5	10.4	4.0	4.0		6.5	100.0		T		
56.9			6.2	6.0		4.6		26.6	100.0		M	653	LIVRES, JOURN.,
67.3	5.5	3.4	7.0	9.0	3.5	5.0		7.9	100.0		F		PAPIER,
63.2	4.1	2.0	6.7	7.8	2.8	4.8		15.3	100.0		T		EQ. BUREAU
67.7	9.3		5.0	6.4				8.0	100.0		M	654/655	AUTRES COMMERCE
63.0	4.0	2.0	4.9	5.9	2.0	3.2		28.5	100.0		F		DE DETAIL
57.1	5.7	2.4	5.1	6.1	2.1	3.6		23.8	100.0		T		
70.0			4.0	8.1					100.0		M	656	PRODUITS DIVERS
60.1	6.0	4.0	7.1	15.0	9.0	1.6			100.0		F		NON ALIM.
70.0	6.4	3.0	6.0	15.0	9.4	1.6			100.0		T		
69.5	5.7	2.4	7.2	8.3	3.8	3.6		7.3	100.0		M	64/653-	COMMERCE DE
60.0	7.2	3.5	13.1	17.7	6.0	3.0		4.8	100.0		F	656	DETAIL
62.0	6.0	3.3	11.0	15.0	5.6	3.7		5.1	100.0		T		

TAB.A9

SCHEDULED WORKING WEEK:  
MEAN (M) AND COEFFICIENT OF VARIATION (CV)  
ACCORDING TO ACTIVITY, SEX, QUALIFICATION  
AND TYPE OF EMPLOYMENT

M		TYPE OF EMPLOYMENT: FULL-TIME								
ACTIVITY	WAGE	SEX	QUALIFICATION						TOG.	EMS.
			1A	1B	2	3	4	5		
AGRIC. PRIMARY	611	M	44.2	43.2	44.6	45.4	45.2	44.8	-	44.8
PROD., LIVE- STOCK, TEXT.		F	-	42.1	42.5	41.8	42.1	42.3	-	42.1
FUELS, ORES	612	M	44.1	43.0	44.4	44.5	44.3	44.3	-	44.2
INDUSTRIAL CHEMICALS		F	42.5	41.6	42.1	43.3	43.5	43.6	-	43.0
TIMBER, BUILDING MATERIALS	613	M	-	41.3	40.7	41.1	41.6	41.5	-	41.4
MACHINERY, EQUIPMENTS, VEHICLES	614	T	42.5	41.6	41.9	42.7	42.9	43.1	-	42.6
FURNITURE, HSEHD. GOODS	615	M	45.1	44.4	45.1	46.1	46.0	45.7	-	45.7
HARDWARE		F	45.1	42.8	42.7	43.0	42.9	43.1	-	43.0
TEXTILES, CLOTH- ING, FOOTWR. LEATHERWARE	616	T	45.1	44.3	44.8	45.5	45.1	45.3	-	45.1
FOOD, DRINK, TOBACCO	617	M	43.2	41.7	42.5	43.8	44.7	44.0	-	43.5
		F	42.6	41.5	41.5	41.2	41.6	42.2	-	41.6
		T	43.1	41.7	42.4	43.1	43.7	43.4	-	43.1
TOBACCO PRODUCTS	617.6	M	42.6	41.9	42.1	43.1	43.3	43.6	-	42.8
		F	43.2	41.7	41.5	41.4	41.7	42.0	-	41.7
		T	42.6	41.8	42.0	42.5	42.6	43.0	-	42.5
PHARMACEUTICAL, MEDICAL GDS., CLEANING MAT. PHARMACEUTICALS	618	M	41.0	40.9	41.5	41.6	41.6	41.5	-	41.4
		F	40.9	40.6	41.0	40.7	40.8	41.0	-	40.8
		T	41.0	40.8	41.3	41.0	41.1	41.2	-	41.1
OTHER WHOLESALE DISTRIBUTION	619	M	44.3	44.0	44.3	44.9	45.5	44.7	-	44.9
PAPER, BOOKS, STATIONERY, NEWSPAPERS	619.1/2	M	45.1	42.8	42.5	41.9	42.4	42.6	-	42.5
WHOLESALE TRADE	61	M	44.4	43.9	44.1	44.2	44.6	43.7	-	44.2
		F	-	-	-	-	-	-	-	-
		T	-	-	-	-	-	-	-	-
FOOD, DRINK, TOBACCO	641/642	M	42.4	41.4	42.0	42.6	43.5	43.1	-	42.8
		F	42.6	41.0	41.5	41.1	41.3	41.5	-	41.3
		T	42.4	41.3	41.9	41.9	42.2	42.1	-	42.1
DISPENSING CHEMISTS	643	M	42.2	42.0	43.7	42.9	43.4	42.8	-	43.2
		F	41.5	41.5	41.9	41.2	41.2	41.6	-	41.3
		T	42.1	41.9	43.0	42.1	41.9	41.8	-	42.0
MEDICAL GOODS, COSMETICS, CLEANING MAT. CLOTHING	644	M	41.2	41.2	41.4	41.8	42.1	42.1	-	41.7
		F	40.5	40.7	41.0	40.7	40.9	41.2	-	41.0
		T	41.1	41.1	41.3	41.2	41.4	41.6	-	41.4
FOOTWEAR, LEATHER GOODS	646	M	41.1	40.9	41.2	41.5	42.5	42.6	-	41.8
		F	40.9	41.4	40.3	40.5	40.7	41.5	-	40.8
		T	41.0	41.0	41.0	41.0	41.6	42.1	-	41.4
FURN. FABRICS, HOUSEHOLD TEXTILES	647	M	43.3	42.3	42.8	44.0	44.6	44.3	-	43.9
		F	43.2	41.7	41.5	41.4	41.8	42.1	-	41.8
		T	43.3	42.2	42.7	43.3	43.6	43.4	-	43.3
HOUSEHOLD FITMENTS, APPLIANCES	648/649	M	44.1	43.1	44.5	44.0	44.7	42.7	-	44.0
		F	45.8	42.4	43.5	42.2	41.8	41.8	-	42.0
BOOKS, NEWSPRS., STATIONERY, OFFICE SUPPS.	653	M	44.3	43.0	44.3	43.1	43.0	42.1	-	42.9
		F	41.6	40.9	41.2	40.9	41.2	41.0	-	41.1
		T	42.2	42.0	41.7	41.5	41.4	41.2	-	41.5
OTHER RETAIL DISTRIBUTION	654/655	M	42.5	42.1	43.4	42.7	42.3	42.4	-	42.6
		F	41.8	42.4	41.1	41.5	41.7	41.1	-	41.5
		T	42.3	42.2	42.4	42.0	41.9	41.6	-	42.0
VARIOUS NON-FOOD PRODUCTS	656	M	42.3	42.5	42.2	41.9	42.0	42.0	-	42.2
		F	41.9	42.0	41.9	41.1	41.1	41.3	-	41.2
		T	42.2	42.4	42.0	41.4	41.3	41.4	-	41.5
RETAIL TRADE	64/653- 656	M	42.2	40.9	41.5	41.4	40.8	40.7	-	41.3
		F	43.7	43.6	44.4	45.0	44.4	42.6	-	44.2
		T	43.0	41.8	42.3	40.9	41.5	41.0	-	41.4
		F	43.6	43.2	43.6	42.9	42.7	41.4	-	42.6
		T	45.1	44.2	44.5	44.6	45.1	44.8	-	44.8
		F	43.4	43.3	42.7	41.7	42.4	42.4	-	42.3
		T	44.9	44.0	44.1	43.6	44.3	43.8	-	44.1
		F	42.6	41.4	40.8	42.4	42.1	42.1	-	41.6
		T	43.0	41.5	40.3	40.7	41.1	41.5	-	40.9
		F	42.7	41.4	40.5	41.4	41.5	41.7	-	41.3
		T	44.0	43.3	43.8	44.9	44.6	44.4	-	44.4
		F	42.1	42.3	41.7	42.3	42.0	42.1	-	42.1
		T	43.7	43.1	43.2	43.7	43.5	43.2	-	43.4
		F	41.1	40.8	41.4	40.8	42.1	41.0	-	41.3
		T	40.9	40.2	40.3	40.1	40.3	40.4	-	40.3
		F	41.1	40.5	40.8	40.3	40.8	40.5	-	40.6
		T	43.4	42.6	43.7	43.6	44.3	42.8	-	43.6
		F	42.6	41.3	41.9	41.3	41.4	41.4	-	41.4
		T	43.3	42.2	43.1	42.4	42.6	41.9	-	42.4

TAB.A9

HORAIRE HEBDOMADAIRE DE TRAVAIL :  
MOYENNE ET COEFFICIENT DE VARIATION (CV)  
SELON L'ACTIVITE, LE SEXE, LA QUALIFICATION  
ET LE REGIME DE TRAVAIL

REGIME DE TRAVAIL: TEMPS PLEIN

CV

QUALIFICATION								SEXE	RACE	ACTIVITE
1A	1B	2	3	4	5	(*)	TOT. ENS.			
8.6	7.3	7.2	7.7	7.5	7.8	-	7.7	M	611	MAT. PREM. AGR., ANIMAUX, TEXTILES
8.7	7.3	6.9	5.1	5.4	6.8	-	5.9	F		
7.3	5.2	6.3	8.0	7.7	8.0	-	7.8	T	612	COMBUSTIBLES, MINERAIS, PR. CHIMIQUES
7.3	4.9	3.9	4.2	4.4	5.7	-	4.3	F		
7.3	5.2	6.1	6.9	6.4	5.8	-	6.4	M	613	BOIS, MATERIAUX DE CONSTR.
7.2	7.3	6.0	6.1	6.3	6.2	-	6.5	F		
8.8	5.8	5.7	5.6	5.8	6.4	-	6.0	T	614	MACHINES, VEHICULES
7.3	7.2	6.9	6.6	6.9	6.5	-	6.8	F		
7.8	6.2	6.8	7.3	7.2	7.0	-	7.4	M		
8.5	6.0	5.4	4.9	5.1	5.4	-	5.2	F	615	MEUBLES, ART. MENAGERS
7.7	6.2	6.7	7.3	7.4	6.8	-	7.3	T		
8.4	5.7	5.8	6.7	6.2	6.7	-	6.4	M		
7.5	6.2	5.1	4.5	4.7	4.9	-	4.8	F	616	ART. MENAGERS QUINCAILLERIE
8.5	5.7	5.7	6.4	6.0	6.3	-	6.1	T		
6.3	4.1	4.9	5.7	6.3	5.9	-	5.6	M	617	TEXTILE, HABILLEMENT, CHAUSSURES
4.8	3.0	4.2	3.7	3.8	3.8	-	3.8	F		
8.1	3.9	4.8	4.7	5.0	4.7	-	4.8	T	617	PRODUITS ALIM., BOISSONS, TABAC
8.8	9.0	8.8	8.7	8.0	8.2	-	8.5	M		
8.8	8.3	7.3	5.9	6.1	6.8	-	6.5	F	617.6	PRODUITS DU TABAC
8.8	9.0	8.8	8.7	8.2	8.0	-	8.4	T		
-	-	-	-	-	-	-	-	M	618	PR. PHARM., MEDICAMENTS
-	-	-	-	-	-	-	-	F		
8.6	5.5	6.2	6.3	7.3	6.1	-	6.8	T	618.1	PRODUITS PHARM.
7.9	4.8	4.5	4.6	4.2	4.4	-	4.4	M		
8.7	5.4	5.9	5.9	6.2	5.4	-	6.0	F	619	AUTRES COMMERCE DE GROS
4.9	5.7	6.7	6.8	7.6	7.1	-	7.3	T		
-	5.2	4.4	4.4	3.5	4.1	-	3.8	M	619.1/2	PAPIER, LIVRES, JOURNAUX
5.8	5.6	6.3	6.2	6.0	5.0	-	5.9	F		
5.1	6.8	4.9	5.4	6.0	6.2	-	5.8	M		
3.1	4.5	3.9	3.5	4.0	4.6	-	4.1	F	61	COMMERCE DE GROS
4.8	6.5	4.7	4.8	5.2	5.4	-	5.4	T		
5.1	4.9	5.2	5.1	6.1	6.5	-	5.8	M		
3.6	5.7	2.3	3.3	3.4	5.2	-	4.0	F	641/642	PR. ALIMENTAIRES, BOISSONS, TABAC
5.8	5.0	4.9	4.5	5.4	6.1	-	5.4	T		
8.3	7.2	7.3	7.8	7.8	7.4	-	7.8	M	643	PHARMACIES
8.4	6.4	5.5	5.0	5.2	6.0	-	5.5	F		
8.3	7.1	7.2	7.6	7.6	7.3	-	7.5	T		
10.5	8.4	8.6	8.2	9.4	7.4	-	8.8	M	644	ART. MEDICAUX, PRODUITS D'ENTRETIEN
8.3	7.6	8.4	6.9	6.8	6.4	-	6.4	F		
10.5	8.3	8.3	7.9	8.8	6.8	-	8.4	T	645	ARTICLES D'HABILLEMENT
8.7	7.5	9.3	7.9	7.0	6.7	-	7.2	M		
8.0	4.6	5.1	4.6	5.1	5.2	-	5.0	F	646	CHAUSSURES, MAROQUINERIE
7.8	6.9	5.6	6.5	5.6	5.6	-	6.1	T		
7.5	7.9	6.4	7.7	7.5	7.0	-	7.9	M	647	TISSUS D'AMEUBLEMENT
8.4	8.1	5.9	5.0	6.2	5.3	-	5.9	F		
8.4	8.1	7.8	6.3	6.8	6.1	-	7.0	T	648/649	EQUIPEMENT DU Foyer
7.1	6.3	5.0	6.4	6.4	7.2	-	6.4	M	653	LIVRES, JOURN., PAPIER, EQ. BUREAU
5.8	5.8	5.4	4.7	4.6	4.9	-	4.8	F	654/655	AUTRES COMMERCE DE DETAIL
8.8	6.2	5.3	5.4	5.1	5.3	-	5.4	T		
10.2	5.6	5.7	6.9	4.5	5.1	-	6.4	M	656	PRODUITS DIVERS NON ALIMENT.
8.5	4.3	5.4	4.7	4.6	4.1	-	4.6	F		
10.8	5.2	5.6	5.2	4.6	4.2	-	5.1	T	64/653-656	COMMERCE DE DETAIL
8.8	7.8	8.0	8.8	8.1	6.4	-	8.3	M		
8.4	5.3	7.1	5.1	5.8	4.8	-	5.7	F		
7.8	7.6	8.0	8.7	7.6	6.2	-	7.8	T		
8.6	8.2	7.7	7.2	7.3	7.3	-	7.5	M		
7.8	8.8	6.6	6.2	6.3	6.9	-	6.6	F		
8.8	8.3	7.7	7.6	7.6	7.7	-	7.7	T		
9.4	5.8	4.4	5.9	6.8	7.0	-	6.4	M		
8.4	5.7	3.1	4.0	4.5	5.6	-	4.7	F		
8.3	5.8	3.8	5.3	5.7	6.2	-	5.6	T		
9.3	7.7	8.3	8.8	7.5	8.1	-	8.1	M		
8.8	6.8	5.5	7.5	6.7	7.0	-	6.9	F		
9.3	7.5	7.8	8.8	7.8	8.0	-	8.1	T		
6.1	5.1	7.1	5.2	8.7	6.2	-	7.2	M		
5.2	2.8	2.8	1.5	3.4	3.5	-	3.1	F		
8.8	4.3	5.4	3.2	5.8	4.4	-	5.0	T		
9.4	7.9	9.1	8.1	8.9	7.7	-	8.7	M		
8.2	6.3	7.2	5.9	6.8	5.8	-	6.1	F		
8.2	7.7	8.7	7.5	8.1	6.7	-	7.8	T		

TAB.A9

SCHEDULED WORKING WEEK:  
 MEAN (M) AND COEFFICIENT OF VARIATION (CV)  
 ACCORDING TO ACTIVITY, SEX, QUALIFICATION  
 AND TYPE OF EMPLOYMENT

M TYPE OF EMPLOYMENT: PART-TIME											
ACTIVITY	NACE	SEX	QUALIFICATION							TOG. EMS.	
			1A	1B	2	3	4	5	(*)		
AGRIC. PRIMARY	611	M	19.5#		26.9#			19.5	19.7	-	20.1
PROD., LIVE- STOCK, TEXT.		F				22.0#		22.9	15.5	-	17.8
FUELS, ORES, INDUSTRIAL	612	T	19.5#		25.5#	21.3#		21.1	17.1	-	18.8
TIMBER, BUILDING MATERIALS		M				18.3#		15.2#	16.9#	-	16.5
		F				21.5#		18.7#	14.7	-	16.1
	613	T		21.3#		20.1#		16.4	15.5	-	16.3
		M	19.4#					23.4#	18.4	-	20.3
		F				24.3		23.1	14.9	-	17.2
		T	19.4#	21.1#		22.7		23.2	15.7	-	18.3
MACHINERY, EQUIPMENTS, VEHICLES	614	M	22.0		24.3#	18.7#		20.2	17.6	-	20.1
FURNITURE, HSEHD. GOODS, HARDWARE		F			24.7#	22.4		22.9	16.2	-	18.6
TEXTILES, CLOTH- ING, FOOTWR.	615	T	21.7	18.6#	24.4	21.7		22.1	16.5	-	19.1
LEATHERWARE		M			22.3#			21.8#	19.5	-	20.8
FOOD, DRINK, TOBACCO		F				21.6#		23.1	17.2	-	18.9
		T			22.4#	21.9#		22.7	17.7	-	19.6
	616	M	20.7#		28.7#			18.0#	17.9#	-	20.8
		F				17.9#		21.4	18.2	-	19.1
		T	20.6#		27.2	18.2		20.7	18.1	-	19.6
	617	M				19.7#		20.6#	20.4	-	20.1
		F				23.1#		23.9	21.1	-	21.9
		T	16.4#	19.9#	21.0#	21.3#		22.6	20.9	-	21.3
TOBACCO PRODUCTS	617.6	M								-	
		F								-	
		T								-	
PHARMACEUTICAL, MEDICAL GDS., CLEANING MAT.	618	M	18.3#		20.2#	17.7#		22.5	17.8#	-	19.5
PHARMACEUTICALS		F			27.2#	23.4		25.5	18.5	-	21.8
	618.1	T	18.4#		23.2#	21.7		24.9	18.3	-	21.1
		M								-	21.3#
		F			23.5#			27.7	24.5#	-	26.7
OTHER WHOLESALE DISTRIBUTION	619	T	18.7#		20.7#	21.5#		27.3	24.1#	-	25.2
		M				21.0		25.2	21.6	-	22.0
		F	15.2#	18.6#	21.8#	21.1		21.9	17.7	-	19.2
PAPER, BOOKS, STATIONERY, NEWSPAPERS	619.1/2	T						23.2	19.1	-	20.3
WHOLESALE TRADE		M						23.7#	15.9#	-	17.8
		F						20.3#	16.5#	-	18.1
	61	T	18.8	19.6	23.0	19.7		18.9	19.1	-	19.8
		M	18.4#	20.1	24.4	21.9		23.1	18.0	-	19.6
		F	18.7	19.8	23.3	21.2		21.9	18.3	-	19.7
FOOD, DRINK, TOBACCO	641/642	T						18.2#	17.7	-	18.0
		M			14.7#	23.4		23.7	20.3	-	21.6
		F	17.6#		16.6#	23.4		23.0	19.7	-	20.9
DISPENSING CHEMISTS	643	T							19.8#	-	19.4
		M			22.0#	23.1		23.1	20.8	-	22.2
		F		27.6#	21.3#	22.4		22.0	20.5	-	21.6
MEDICAL GOODS, COSMETICS, CLEANING MAT.	644	T						20.0		-	20.2
CLOTHING		M				17.7#		21.0#	19.7	-	19.6
		F				17.7#		20.6	19.8	-	19.7
	645	T	19.7#					16.7#	16.7#	-	16.2
		M			22.0#	21.2		21.5	17.9	-	19.8
		F	19.8#	16.6#	20.6#	19.6		21.2	17.7	-	19.3
FOOTWEAR, LEATHER GOODS	646	T						17.3#	16.0#	-	17.4
		M			23.5#	24.1		23.0	18.6	-	20.5
		F		15.9#	23.1#	23.5		22.5	18.4	-	20.1
FURN. FABRICS, HOUSEHOLD TEXTILES	647	T						17.3#	17.9#	-	19.4
		M				18.3		20.4	21.8	-	20.0
		F			25.6#	18.6		19.3	21.1	-	19.9
HOUSEHOLD FITMENTS, APPLIANCES	648/649	T	20.9#			19.6#		17.1	17.5	-	18.1
BOOKS, NEWSPRS., STATIONERY, OFFICE SUPPS.	653	M			24.0#	19.1		22.3	18.4	-	19.3
		F	21.0#	20.9#	22.3#	19.3		19.7	18.2	-	18.9
		T			15.3#			18.2#	19.4	-	18.1
		M			15.0	23.8		22.7	17.5	-	18.6
		F		26.0	15.1	21.4		20.7	18.0	-	18.5
OTHER RETAIL DISTRIBUTION	654/655	T						18.8#	17.8#	-	18.4
		M			13.5	15.1#		21.2	16.8	-	17.4
		F	18.4#	21.0	14.6	15.4#		20.3	17.1	-	17.6
VARIOUS NON-FOOD PRODUCTS	656	T				17.2#		17.2#	16.1#	-	16.6
		M			21.0#	22.8		22.1	19.4	-	20.7
		F			18.8#	22.0		21.6	19.0	-	20.2
RETAIL TRADE	64/653- 656	T	19.3	18.8	18.6	16.4		17.8	17.4	-	17.7
		M	22.1#	22.5#	17.6	21.5		22.7	19.4	-	20.7
		F	20.2	20.3	17.9	21.1		21.9	19.0	-	20.1



TAB.A9

HORAIRE HEBDOMADAIRE DE TRAVAIL :  
MOYENNE ET COEFFICIENT DE VARIATION (CV)  
SELON L'ACTIVITE, LE SEXE, LA QUALIFICATION  
ET LE REGIME DE TRAVAIL

REGIME DE TRAVAIL: TEMPS PARTIEL

CV

QUALIFICATION								SEXE	NACE	ACTIVITE
1A	1B	2	3	4	5	(*)	TOT. ENS.			
27.20		32.00		44.9	55.4	-	49.9	M	611	MAT. PREM. AGR.
27.20		37.00	30.00	29.9	37.9	-	50.9	F		ANIMAUX,
			30.20	38.3	50.2	-	50.9	T		TEXTILES
			24.50	38.50	63.30	-	58.6	M	612	COMBUSTIBLES,
			35.00	40.60	63.6	-	58.9	F		MINERAIS,
			31.50	53.0	64.0	-	57.0	T		PR. CHIMIQUES
44.70	30.00			34.10	50.9	-	44.5	M	613	BOIS, MATERIAUX
				25.3	52.4	-	48.6	F		DE CONSTR.
44.70	34.10			20.7	53.0	-	47.0	M		
22.6				35.40	43.3	-	40.9	T	614	MACHINES,
				30.20	53.4	-	48.0	F		VEHICULES
23.5	43.30			33.4	53.4	-	48.0	T		
				37.0	51.1	-	44.9	M		
				40.00	38.0	-	42.1	F	615	MEUBLES,
				35.70	46.1	-	42.2	T		ART. MENAGERS
				37.00	44.6	-	42.5	M		ORFÈVRES
32.30				47.50	45.30	-	43.6	F	616	TEXTILE
				42.10	48.5	-	43.3	T		HABILLEMENT,
30.30				38.3	47.7	-	43.6	M	617	CHAUSSURES,
				47.50	49.0	-	48.4	F		PRODUITS ALIM.,
				34.00	47.0	-	44.6	T		BOISSONS,
39.70	37.70			40.5	48.5	-	46.1	M	617.6	TABAC
						-		F		PRODUITS DU
						-		T		TABAC
37.10						-		M	618	PR. PHARM.,
						-		F		MEDICAM.,
34.60						-		T		D'ENTRETIEN
						-		M	618.1	PRODUITS
						-		F		PHARM.
						-		T		
45.30						-		M	619	AUTRES COMMERCES
						-		F		DE GROS
41.00	39.00					-		T		
						-		M	619.1/2	PAPIER, LIVRES,
						-		F		JOURNAUX
						-		T		
39.0	39.0					-		M	61	COMMERCE DE GROS
23.50	20.7					-		F		
30.2	37.3					-		T		
						-		M	641/642	PR. ALIMENTAIRES,
						-		F		BOISSONS,
33.00						-		T		TABAC
						-		M	643	PHARMACIES
						-		F		
						-		T		
						-		M	644	ART. MEDICAM.,
						-		F		PRODUITS
						-		T		D'ENTRETIEN
35.00						-		M	645	ARTICLES
						-		F		D'HABILLEMENT
40.00	44.10					-		T		
						-		M	646	CHAUSSURES,
						-		F		MAROQUINERIE
						-		T		
						-		M	647	TISSUS
						-		F		D'AMBIEMENT
						-		T		
30.00						-		M	648/649	EQUIPEMENT DU
						-		F		FOYER
31.50	30.70					-		T		
						-		M	653	LIVRES, JOURN.,
						-		F		PAPIER,
						-		T		EQ. BUREAU
						-		M	654/655	AUTRES COMMERCES
						-		F		DE DETAIL
35.70	13.7					-		T		
						-		M	656	PRODUITS DIVERS
						-		F		NON ALIMENT.
						-		T		
35.0	40.5					-		M	64/653-	COMMERCE DE
36.30	38.00					-		F	656	DETAIL
36.7	40.0					-		T		



**Series B**  
**Série B**

TAB.B1

EMPLOYEES ACCORDING TO ACTIVITY, SEX, BONUSES (PERCENTAGE) AND TYPE OF EMPLOYMENT

(%)

ACTIVITY	NAACE	S E X	TYPE OF EMPLOYMENT							REGIME DE TRAVAIL			TYPE OF EMPLOYMENT				
			FULL-TIME							TEMPS PLEIN			PART-TIME				
			% BONUSES														
			0	>0	>=5	>=10	>=15	>=20	>=30	>=	TOT.	0	>0	>=5	>=10	>=15	
-	<5	<10	<15	<20	<30	<50	50	(%) ENS	-	<5	<10	<15	<20				
AGRIC. PRIMARY PRODUCTION	611	M	40.9	18.2	22.7	9.7	3.4	2.4	1.1	1.5	100.0	74.9	9.0	10.0	. . . .		
		F	33.8	19.4	25.7	12.4	4.5	3.1	1.2	1.0	100.0	50.3	16.0	20.6	. . . .		
		T	39.4	18.4	23.4	10.3	3.7	2.6	1.0	1.3	100.0	62.2	12.6	15.5	. . . .		
FUELS, ORES, INDUSTRIAL CHEMICALS	612	M	13.2	14.2	35.7	21.7	8.6	4.0	1.5	0.7	100.0	40.6	25.9	19.5	. . . .		
		F	7.8	6.7	39.0	29.8	12.5	2.8	0.9	1.0	100.0	28.0	19.4	30.1	13.0	5.1	
		T	11.9	12.4	36.4	23.6	9.5	3.7	1.3	0.6	100.0	34.1	22.5	25.0	9.8	3.6	
TIMBER, BUILDING MATERIALS	613	M	36.1	24.4	24.8	7.5	2.1	1.6	1.5	0.6	100.0	67.4	14.7	5.6	. . . .		
		F	29.5	20.1	29.4	12.8	3.3	1.4	1.9	0.5	100.0	48.3	17.3	22.5	. . . .		
		T	34.8	23.6	25.7	8.5	2.4	1.6	1.6	0.6	100.0	55.2	16.4	16.4	. . . .		
MACHINERY, EQUIPMENTS, VEHICLES	614	M	33.3	18.8	29.9	8.4	3.4	2.5	1.2	1.2	100.0	52.2	11.7	18.2	. . . .		
		F	23.8	15.3	37.2	12.8	5.4	2.7	0.6	0.7	100.0	50.6	13.8	20.9	. . . .		
		T	31.0	17.9	31.6	9.5	3.9	2.5	1.1	1.1	100.0	51.1	13.1	20.0	. . . .		
FURNITURE, HOUSEHOLD GOODS, HARDWARE	615	M	27.2	21.3	36.8	8.1	2.3	1.9	1.3	0.6	100.0	66.7	8.1	11.5	. . . .		
		F	22.0	20.1	42.2	11.2	2.6	0.9	0.4	0.4	100.0	42.0	18.2	29.2	. . . .		
		T	25.6	21.6	38.4	9.1	2.4	1.6	1.0	0.6	100.0	51.1	14.5	22.6	. . . .		
TEXTILES, CLOTHING, FOOTWEAR, LEATHERWARE	616	M	43.3	18.9	22.9	7.6	2.7	2.1	1.1	0.6	100.0	69.1	8.9	. . . .			
		F	34.6	20.2	26.6	12.5	2.5	1.4	0.4	0.4	100.0	52.6	15.8	19.8	. . . .		
		T	38.7	19.6	24.9	10.2	2.6	1.7	0.7	0.4	100.0	58.1	12.4	16.1	. . . .		
FOOD, DRINK, TOBACCO PRODUCTS	617	M	31.8	23.3	31.8	5.6	2.5	1.3	1.0	0.7	100.0	65.8	11.1	15.8	. . . .		
		F	36.3	18.3	33.6	6.4	2.2	0.9	0.6	0.6	100.0	61.6	13.6	15.6	. . . .		
		T	33.2	22.2	32.3	5.8	2.4	1.2	0.9	0.5	100.0	63.2	12.7	15.7	. . . .		
PHARMACEUTICAL, MEDICAL GOODS, CLEANING MAT.	618	M	30.8	15.2	31.5	12.7	3.0	1.6	0.9	0.7	100.0	47.3	9.8	22.9	. . . .		
		F	19.8	13.0	43.7	17.5	3.2	1.2	0.2	0.2	100.0	39.5	15.9	29.1	. . . .		
		T	25.3	14.1	37.6	15.1	3.1	1.4	0.5	0.4	100.0	42.0	14.0	27.1	. . . .		
OTHER WHOLESALE DISTRIBUTION	619	M	14.4	10.2	49.4	22.9	2.4	0.4	0.4	0.4	100.0	18.1	. . . .	42.3	. . . .		
		F	12.9	5.7	53.6	22.0	2.1	0.5	. . . .	. . . .	100.0	13.3	. . . .	49.8	. . . .		
		T	13.5	9.2	52.0	22.4	2.2	0.4	. . . .	. . . .	100.0	18.1	. . . .	47.7	. . . .		
PAPER, BOOKS, STATIONERY, NEWSPAPERS	619.1/2	M	37.6	12.6	28.5	8.6	3.9	2.6	1.3	0.7	100.0	66.5	. . . .	17.7	. . . .		
		F	26.4	12.6	36.6	14.4	4.0	1.5	0.5	0.5	100.0	48.6	7.6	28.8	. . . .		
		T	32.6	12.6	32.1	11.3	4.0	2.1	1.0	0.6	100.0	56.5	5.5	23.9	. . . .		
WHOLESALE TRADE	61	M	33.4	16.3	29.4	6.8	3.5	2.0	1.5	1.0	100.0	53.5	. . . .	27.3	. . . .		
		F	19.3	15.6	40.0	11.3	3.8	1.3	0.7	0.7	100.0	32.8	. . . .	40.9	. . . .		
		T	28.0	16.0	33.4	8.5	3.6	1.7	1.0	0.8	100.0	40.1	9.8	36.1	. . . .		
FOOD, DRINK, TOBACCO	641/642	M	30.0	20.1	31.3	9.6	3.6	2.2	1.2	0.8	100.0	61.2	12.1	14.9	. . . .		
		F	26.3	16.4	36.3	13.0	4.2	1.6	0.6	0.4	100.0	50.6	15.1	21.7	. . . .		
		T	29.0	19.0	32.8	10.6	3.7	2.0	1.0	0.7	100.0	54.7	14.0	19.1	. . . .		
DISPENSING CHEMISTS	643	M	33.9	14.6	36.2	9.4	1.7	1.9	0.6	0.2	100.0	51.6	12.8	19.4	. . . .		
		F	28.7	13.9	34.0	18.6	1.5	1.1	0.4	0.4	100.0	37.1	13.7	30.5	. . . .		
		T	31.1	14.2	35.0	14.4	1.6	1.4	0.5	0.1	100.0	39.8	13.6	28.4	. . . .		
MEDICAL GOODS, COSMETICS, CLEANING MAT., CLOTHING	644	M	31.0	24.7	27.9	7.5	5.3	. . . .	. . . .	. . . .	100.0	49.5	. . . .	22.2	. . . .		
		F	31.3	29.4	25.7	6.5	3.4	. . . .	. . . .	. . . .	100.0	30.4	23.7	29.6	. . . .		
		T	31.2	27.9	26.4	6.8	4.0	. . . .	. . . .	. . . .	100.0	34.5	21.7	28.0	. . . .		
FOOTWEAR, LEATHER GOODS	645	M	44.5	10.6	24.8	5.8	3.9	1.9	3.6	2.6	100.0	56.0	. . . .	. . . .	. . . .		
		F	36.3	16.1	30.2	8.0	3.2	1.5	1.0	0.7	100.0	69.0	6.4	15.0	. . . .		
		T	40.1	13.6	27.7	7.0	3.5	1.7	2.2	1.6	100.0	64.8	8.9	14.4	. . . .		
FURN. FABRICS, HOUSEHOLD TEXTILES	646	M	43.1	19.7	16.1	11.1	3.4	1.5	1.2	1.0	100.0	59.5	14.8	12.4	. . . .		
		F	50.0	22.3	13.6	9.5	1.5	1.2	0.2	. . . .	100.0	62.3	21.3	11.1	. . . .		
		T	48.1	21.6	14.3	9.9	2.0	1.3	0.5	0.4	100.0	61.9	20.5	11.2	. . . .		
HOUSEHOLD FITMENTS, APPLIANCES	647	M	72.1	9.5	11.3	2.6	1.0	. . . .	. . . .	. . . .	100.0	77.3	. . . .	. . . .	. . . .		
		F	71.1	13.4	9.8	2.4	0.7	0.7	0.9	0.5	100.0	79.8	8.2	5.6	. . . .		
		T	71.3	12.5	10.1	2.4	0.8	0.7	0.3	0.6	100.0	79.5	8.0	5.4	. . . .		
BOOKS, NEWSPRINTS, STATIONERY, OFFICE SUPPLIES	648/649	M	56.1	14.5	23.5	2.3	. . . .	. . . .	. . . .	. . . .	100.0	73.1	. . . .	. . . .	. . . .		
		F	54.1	17.3	24.2	2.0	. . . .	. . . .	. . . .	. . . .	100.0	87.4	3.8	7.4	. . . .		
		T	55.0	16.1	23.9	2.1	. . . .	. . . .	. . . .	. . . .	100.0	84.4	4.0	9.0	. . . .		
OTHER RETAIL DISTRIBUTION	653	M	44.1	27.9	19.7	4.2	1.1	0.6	0.5	6.5	100.0	75.4	11.3	7.6	. . . .		
		F	43.4	23.2	24.9	4.2	1.4	0.6	0.5	. . . .	100.0	65.1	15.6	13.0	. . . .		
		T	43.9	26.5	21.3	4.2	1.2	0.6	0.5	0.4	100.0	68.6	14.1	11.2	. . . .		
VARIOUS NON-FOOD PRODUCTS	654/655	M	45.2	12.3	20.8	7.4	4.7	1.8	2.4	2.8	100.0	72.3	8.9	11.7	. . . .		
		F	31.7	12.9	25.5	9.9	8.5	2.7	4.8	2.2	100.0	64.0	10.3	14.3	. . . .		
		T	38.0	12.6	23.3	8.7	6.8	2.3	3.7	2.5	100.0	67.3	9.7	13.2	. . . .		
RETAIL TRADE	64/653-656	M	44.5	21.0	21.8	3.8	2.2	1.7	1.4	1.4	100.0	63.5	18.8	11.1	. . . .		
		F	44.1	15.5	25.5	6.1	2.4	1.3	1.0	0.6	100.0	70.9	9.5	8.7	. . . .		
		T	44.4	18.7	23.3	4.7	2.3	1.5	1.2	1.0	100.0	69.1	11.7	9.3	. . . .		

TAB.B1

SALARIES SELON L ACTIVITE, LE SEXE,  
LE POURCENTAGE DE PRIMES ET LE REGIME  
DE TRAVAIL

(2)

REGIME DE TRAVAIL TEMPS PARTIEL		ALL TYPES OF EMPLOYMENT		ENS. DES REGIMES DE TRAVAIL										SEX E	RACE	ACTIVITE					
		% PRIMES																			
>=20 <30	>=30 <50	>=50	TOT. (*) ENS	>0 <5	>=5 <10	>=10 <15	>=15 <20	>=20 <30	>=30 <50	>=50	TOT. (*) ENS										
-	-	-	100.0	42.4	17.7	22.2	9.4	3.4	2.3	1.1	1.5	100.0	M	611	MAT. PREM. AGR..						
4.4	-	-	100.0	36.2	18.9	25.0	11.3	4.1	3.3	0.7	-	100.0	F		ANIMAUX.						
2.3	-	-	100.0	41.0	18.0	22.8	9.8	3.5	2.6	1.0	1.2	100.0	F		TEXTILES.						
-	-	-	100.0	13.8	14.4	35.3	21.4	8.4	4.0	1.4	0.7	100.0	M	612	COMBUSTIBLES.						
-	-	-	100.0	8.3	7.8	38.4	28.6	12.0	2.7	0.8	-	100.0	F		MINERAIS.						
2.2	-	-	100.0	12.7	12.8	36.0	23.1	9.3	3.7	1.3	0.6	100.0	F		PR. CHIMIQUES						
-	-	-	100.0	36.7	24.3	24.5	7.4	2.1	1.6	1.4	0.7	100.0	M	613	BOIS, MATERIAUX						
-	-	-	100.0	31.9	19.8	28.6	11.9	3.1	1.6	1.7	0.4	100.0	F		DE CONSTR.						
-	-	-	100.0	35.7	23.3	25.4	8.4	2.3	1.6	1.5	0.6	100.0	M								
-	-	-	100.0	33.6	18.7	28.7	8.4	3.5	2.5	1.2	1.3	100.0	M	614	MACHINES.						
2.3	-	-	100.0	26.1	15.2	35.8	12.3	5.1	2.7	0.7	0.7	100.0	F		VEHICULES						
2.2	-	-	100.0	31.7	17.8	31.2	9.4	3.9	2.5	1.1	1.1	100.0	F								
-	-	-	100.0	27.9	21.1	38.4	8.1	2.3	2.0	1.2	0.6	100.0	M	615	MEUBLES.						
-	-	-	100.0	23.3	20.0	41.3	10.8	2.6	1.0	-	0.4	100.0	F		ART. MENAGERS						
-	-	-	100.0	26.5	20.7	37.9	9.0	2.4	1.6	0.9	0.5	100.0	T		QUINCAILLERIE						
-	-	-	100.0	44.7	18.2	22.2	7.5	2.7	2.0	1.2	0.7	100.0	M	616	TEXTILE.						
-	-	-	100.0	36.1	19.8	26.0	12.0	2.5	1.3	0.4	-	100.0	F		HABILLEMENT.						
-	-	-	100.0	40.1	19.1	24.3	9.8	2.6	1.7	0.8	0.5	100.0	F		CHAUSSURES						
-	-	-	100.0	32.9	23.5	31.3	5.5	2.4	1.3	1.0	0.6	100.0	M	617	PRODUITS ALIM.						
-	-	-	100.0	39.1	17.8	31.6	6.2	2.1	1.0	0.6	-	100.0	F		BOISSONS.						
-	-	-	100.0	34.8	21.7	31.4	5.7	2.3	1.2	0.9	0.5	100.0	T		TABAC						
-	-	-	-	-	-	-	-	-	-	-	-	-	M	617.6	PRODUITS DU						
-	-	-	-	-	-	-	-	-	-	-	-	-	F		TABAC						
-	-	-	100.0	31.3	15.0	31.2	12.5	3.0	1.6	0.8	0.7	100.0	M	618	PR. PHARM.						
-	-	-	100.0	20.7	13.2	42.8	17.1	3.2	1.1	-	0.2	100.0	F		MEDICAM.						
-	-	-	100.0	25.9	14.1	37.2	14.8	3.1	1.4	0.5	0.5	100.0	T		D'ENTRETIEN						
-	-	-	100.0	14.7	10.0	48.3	22.6	2.5	-	-	-	100.0	M	618.1	PRODUITS						
-	-	-	100.0	12.9	8.8	53.5	21.9	2.2	0.5	-	-	100.0	F		PHARM.						
-	-	-	100.0	13.6	9.2	51.9	22.1	2.3	0.4	-	-	100.0	T								
-	-	-	100.0	38.1	12.1	28.0	8.6	3.8	2.5	1.3	0.8	100.0	M	619	AUTRES COMMERCE						
-	-	-	100.0	28.1	12.2	36.0	13.9	3.0	1.5	0.5	0.5	100.0	F		DE GROS						
-	-	-	100.0	34.1	12.1	31.6	11.0	3.0	2.1	1.0	0.7	100.0	T								
-	-	-	100.0	34.0	16.0	29.3	6.7	3.4	2.0	1.4	-	100.0	M	619.1/2	PAPIER, LIVRES,						
-	-	-	100.0	20.3	15.3	40.1	11.1	3.6	1.2	-	-	100.0	F		JOURNEAUX						
-	-	-	100.0	28.6	15.7	33.6	9.4	3.5	1.7	1.0	0.5	100.0	T								
1.5	1.0	1.3	100.0	30.8	19.9	30.8	9.5	3.5	2.1	1.2	0.8	100.0	M	61	COMMERCE DE GROS						
1.9	0.5	-	100.0	28.5	16.3	35.1	12.5	4.0	1.6	0.6	0.3	100.0	F								
1.7	0.7	0.6	100.0	30.1	18.8	32.2	10.4	3.7	2.0	1.0	0.7	100.0	T								
-	-	-	100.0	34.6	14.5	35.4	9.4	1.7	1.9	0.6	0.2	100.0	M	641/642	PR. ALIMENTAIRES,						
0.8	-	-	100.0	28.9	13.9	33.5	18.1	1.5	1.0	0.4	-	100.0	F		BOISSONS,						
0.9	-	-	100.0	32.0	14.1	34.3	14.3	1.6	1.4	0.5	0.2	100.0	T		TABAC						
-	-	-	100.0	33.2	23.5	27.3	6.7	5.2	-	-	-	100.0	M	643	PHARMACIES						
-	-	-	100.0	31.1	28.3	26.4	6.9	3.3	-	-	-	100.0	F								
-	-	-	100.0	31.8	26.9	26.7	6.9	3.9	1.0	-	-	100.0	T								
-	-	-	100.0	45.2	10.8	24.1	5.6	3.8	1.8	3.4	2.8	100.0	M	644	ART. MEDICAM.						
-	-	-	100.0	38.5	15.2	28.8	7.8	3.0	1.4	0.9	0.7	100.0	F		PRODUITS						
-	-	-	100.0	42.0	13.2	26.7	6.8	3.3	1.6	2.0	1.6	100.0	T		D'ENTRETIEN						
-	-	-	100.0	44.5	19.3	15.8	10.7	3.3	1.5	1.1	1.0	100.0	M	645	ARTICLES						
-	-	-	100.0	52.1	22.1	13.2	8.2	1.4	1.1	0.2	0.2	100.0	F		D'HABILLEMENT						
-	-	-	100.0	50.1	21.4	13.6	8.9	1.0	1.2	0.5	0.4	100.0	T								
-	-	-	100.0	72.4	9.3	10.6	2.6	1.1	0.8	0.8	1.0	100.0	M	646	CHAUSSURES.						
-	-	-	100.0	72.3	12.8	8.2	2.4	0.7	0.7	-	0.5	100.0	F		MAROQUINERIE						
-	-	-	100.0	72.3	12.0	9.6	2.4	0.8	0.8	0.3	0.6	100.0	T								
-	-	-	100.0	61.0	14.5	20.7	1.8	-	-	-	-	100.0	M	647	TISSUS						
-	-	-	100.0	59.6	14.2	21.5	1.9	-	-	-	-	100.0	F		D'ANEUBLEMENT						
-	-	-	100.0	45.5	27.2	18.2	4.1	1.1	0.8	0.6	0.6	100.0	M	648/649	EQUIPEMENT DU						
-	-	-	100.0	47.1	21.9	22.8	4.0	1.3	0.8	0.4	0.5	100.0	F		FOTER						
-	-	-	100.0	46.1	25.4	20.4	4.1	1.2	0.8	0.5	0.4	100.0	T								
-	-	-	100.0	47.8	20.0	20.0	6.9	4.5	1.8	2.2	2.6	100.0	M	653	LIVRES, JOURN.,						
-	-	-	100.0	35.4	12.6	24.2	9.4	7.7	2.6	4.3	1.9	100.0	F		PAPIER,						
-	-	-	100.0	43.0	12.3	22.3	8.3	6.2	2.2	3.3	2.2	100.0	T		EQ. BUREAU						
1.4	-	-	100.0	45.8	20.8	21.1	3.6	2.0	1.6	1.3	1.3	100.0	M	654/655	AUTRES COMMERCE						
-	-	-	100.0	51.1	13.9	21.1	5.4	2.0	1.1	0.8	0.5	100.0	F		DE DETAIL						
-	-	-	100.0	48.3	17.8	21.1	4.5	2.0	1.4	1.1	0.9	100.0	T								
-	-	-	100.0	28.1	9.2	32.8	24.6	2.2	2.0	0.5	-	100.0	M	656	PRODUITS DIVERS						
1.8	-	-	100.0	38.4	9.8	27.6	37.8	2.5	1.3	0.2	-	100.0	F		NON ALIMENT.						
1.8	-	-	100.0	22.8	9.6	28.1	34.1	2.4	1.5	0.3	-	100.0	T								
0.8	-	-	100.0	38.4	16.8	20.7	9.7	1.9	1.5	0.8	0.5	100.0	M	64/653-	COMMERCE DE						
0.8	0.3	0.7	100.0	34.2	14.8	27.3	18.8	1.9	1.1	0.5	0.2	100.0	F	658	DETAIL						
0.8	0.4	0.2	100.0	35.8	15.5	27.8	15.8	1.9	1.3	0.6	0.3	100.0	T								

TAB.B2

BONUSES PERCENTAGE:  
MEAN (M) AND COEFFICIENT OF  
VARIATION (CV) ACCORDING TO  
ACTIVITY, SEX AND SIZE OF ENTERPRISE

ACTIVITY	NACE	SEX	SIZE OF ENTERPRISE (NUMBER OF EMPLOYEES)								
			10	50	100	200	500	>=	(°)	TOT.	
			49	99	199	499	999	1000		EMS.	
AGRIC. PRIMARY	611	M	5.8	8.3	7.0	8.9					6.1
PROD., LIVE- STOCK, TEXT.		F	5.5#	7.4	7.2	9.2	0.0				6.1
FUELS, ORES,	612	T	5.7	8.1	7.1	9.0					6.1
INDUSTRIAL		M	8.4	8.7	8.8	8.5	9.4	11.3			9.5
CHEMICALS		F	9.0	8.5	10.3	10.1	10.4	11.6			10.0
TIMBER, BUILDING	613	T	8.6	8.6	9.2	8.9	9.6	11.3			9.6
MATERIALS		M	4.9	6.2	5.6	5.6	7.4				5.5
MACHINERY,		F	5.3	6.2	7.5	7.0	8.5				6.1
EQUIPMENTS,	614	T	4.8	6.2	6.1	5.9	7.6				5.6
VEHICLES		M	5.8	6.9	8.4	9.9	6.7#	7.0			6.9
FURNITURE, HSEHD.		F		6.4	9.2	9.8	7.0	9.2			7.4
GOODS,	615	T	6.0	6.8	8.6	9.8	6.8	7.5			7.0
HARDWARE		M	6.0#	5.9	6.0	7.5	5.9	6.9			6.3
TEXTILES, CLOTH-		F	5.5	6.4	6.1	6.9	6.4	7.3			6.2
ING, FOOTWR.	616	T	5.9	6.1	6.0	7.3	6.1	7.0			6.3
LEATHERWARE		M	5.8#	4.6	4.0#	5.6		5.8#			5.4
FOOD, DRINK,		F	5.0	4.4	4.3	5.8		7.5			5.1
TOBACCO	617	T	5.4	4.5	4.2	5.7		7.3			5.2
TOBACCO		M	5.1	5.9	4.5	4.8	7.4#	8.2			5.5
PRODUCTS	617.6	F	4.6#	5.0	4.1	4.5	6.1				5.1
PHARMACEUTICAL,		T	5.0	5.6	4.4	4.7	6.9	8.9#			5.4
MEDICAL GDS.,	618	M									
CLEANING MAT.		F	6.5#	6.9	3.4		7.6	9.4			
PHARMACEUTICALS	618.1	T	4.8	6.7	4.8	6.5	7.2	9.8			7.0
OTHER WHOLESALE		M	5.9#	6.8	4.1		7.3	9.6			
DISTRIBUTION	619	F			4.5#	6.5	7.6	9.4			7.8
PAPER, BOOKS,		T			5.2	6.3	7.2	9.8			7.9
STATIONERY,	619.1/2	M		5.2	7.1	6.4	7.3	9.6			7.8
NEWSPAPERS,		F	6.4	6.7	7.6	10.3					7.1
WHOLESALE TRADE	61	T		5.9	7.4	10.0					7.2#
FOOD, DRINK,		M	6.1		6.0#	7.7					6.1
TOBACCO	641/642	F	6.5#	3.8#	8.4	9.7					7.0
DISPENSING		T	6.2	4.3#	7.3	8.5					6.5
CHEMISTS	643	M	5.8	6.4	6.5	6.8	7.3	8.9			6.7
MEDICAL GOODS,		F	5.6	6.1	6.5	6.8	7.5	9.9			6.5
COSMETICS,	644	T	5.7	6.3	6.5	6.5	7.4	9.2			6.7
CLEANING MAT.		M	3.9#	3.8#	3.9	7.0	4.5	6.3			5.6
CLOTHING	645	F	2.7#	2.2	2.8	3.3	5.8	10.9			6.1
FOOTWEAR,		T	3.8#	2.2	4.1#	3.8	4.3	11.3			6.1
LEATHER GOODS	646	M			2.6#						5.9
FURN. FABRICS,		F	4.7#	15.3							5.2
HOUSEHOLD	647	T	4.6	17.0							4.8
TEXTILES		M	4.6	16.1							4.9
HOUSEHOLD	648/649	F	8.1#	4.7#		15.2#					8.0
FITMENTS,		T	5.4#		5.4#			7.7			5.6
APPLIANCES	653	M	6.6	3.2#	3.4#	13.9#		8.5			6.7
STATIONERY,		F		2.4#				12.1			7.1#
OFFICE SUPPS.		T	2.7#	2.1	2.8	3.3	5.8	10.9			3.5
OTHER RETAIL	654/655	M	3.8#	2.2	4.1#	3.8	4.3	11.3			4.4
DISTRIBUTION		F			2.6#						2.9#
VARIOUS NON-FOOD	656	T	2.9#	2.9#	0.8#						2.1
PRODUCTS		M	3.2#	3.0#	1.2#						2.3
RETAIL TRADE	64/653-656	F	5.0#								4.0#
		T	3.2#		4.6#						2.4
		M	4.0#	1.8#	3.7#						3.1
		F	3.9	3.0	3.2#	4.9		0.0			3.7
		T	3.5	3.5	2.9#	5.7	3.8#	0.0			3.5
		M	3.8	3.1	3.1#	5.1		0.0			3.6
		F	5.5	3.5#	4.6#	4.7#					
		T	5.2	6.1#	5.2	6.7		17.6			8.7
		M	5.3	4.6#	4.9	5.8		18.6#			8.7#
		F	4.8	6.4#	3.0#	7.1					5.0
		T	4.1	5.2	1.8#	8.4					4.1
		M	4.5	5.6	2.1#	7.6					4.5
		F		5.3#	4.7#	6.7	7.6	7.9			7.0
		T	3.7#	6.0	6.3	7.1	9.3	8.9			7.8
		M	3.6	5.8	6.0	7.0	8.9	8.6			7.6
		F	4.6	3.6	4.1	6.5	4.8	6.9			5.6
		T	3.3	4.6	4.7	6.7	6.3	7.8			5.9
		M	3.9	4.1	4.5	6.6	5.7	7.4			5.7

TAB.B2

POURCENTAGE DE PRIMES:  
MOYENNE (M) ET COEFFICIENT DE  
VARIATION (CV) SELON L'ACTIVITE,  
LE SEXE ET LA TAILLE DE L'ENTREPRISE

CV

TAILLE ENTREPRISE (NOMBRE DE SALARIES)							SEXE	NACE	ACTIVITE	
10	50	100	200	500	>=	TOT.				
49	99	199	499	999	1000	(*)	ENS.			
237.5	129.0	100.5	108.9	-	-	-	197.6	M	611	MAT. PREM. AGR.,
279.90	85.0	85.1	89.5	0.0	-	-	204.1	F		ANIMAUX
247.4	122.7	86.1	104.0	-	-	-	199.2	T		TEXTILES
210.4	183.7	105.0	91.1	106.5	62.4	-	123.3	M	612	COMBUSTIBLES,
86.4	53.0	60.4	53.7	56.4	40.1	-	61.6	F		MINERAIS,
181.0	157.0	95.6	81.0	86.2	58.5	-	110.5	T		PR. CHIMIQUES
253.1	190.7	170.4	85.7	59.1	-	-	205.0	M	613	BOIS, MATERIAUX
156.0	117.4	134.3	70.7	50.5	-	-	131.8	F		DE CONSTR.
233.3	184.4	180.4	84.8	57.5	-	-	189.5	T		
288.1	279.2	188.4	245.3	205.80	139.0	-	240.7	M	614	MACHINES,
-	97.3	117.3	64.9	106.0	53.4	-	362.7	F		VEHICULES
397.3	250.7	170.7	212.8	179.0	118.3	-	280.9	T		
327.80	130.0	135.7	150.4	88.3	73.3	-	218.7	M	615	MEUBLES,
151.3	85.3	117.7	93.3	53.3	50.5	-	109.7	F		ART. MENAGERS
282.7	114.7	130.1	137.3	77.7	67.7	-	182.1	T		QUINCAILLERIE
285.10	184.7	243.40	110.4	-	86.70	-	258.4	M	616	TEXTILE,
131.5	126.0	109.1	88.8	-	105.8	-	125.0	F		HABILLEMENT,
233.0	147.3	173.9	99.4	-	104.0	-	201.4	T		CHAUSSURES
208.7	143.0	108.4	127.2	84.30	81.4	-	159.3	M	617	PRODUITS ALIM.,
290.80	106.3	102.8	101.1	58.3	-	-	321.9	F		BOISSONS,
231.7	136.4	188.9	119.0	86.8	301.80	-	218.7	T		TABAC
-	-	-	-	-	-	-	-	M	617.6	PRODUITS DU
-	-	-	-	-	-	-	-	F		TABAC
-	-	-	-	-	-	-	-	T		
611.70	127.2	125.8	-	34.2	44.5	-	-	M	618	PR. PHARM.,
147.1	113.8	80.1	87.2	33.6	42.1	-	81.0	F		MEDICAM.
530.30	121.8	101.4	-	34.0	43.0	-	-	T		D'ENTRETIEN
-	-	92.80	49.3	34.2	44.5	-	81.1	M	618.1	PRODUITS
-	-	75.1	48.8	33.6	42.1	-	57.5	F		PHARM.
-	-	81.8	49.0	34.0	43.0	-	71.4	T		
-	168.3	108.0	92.3	-	-	-	-	M	619	AUTRES COMMERCE
184.0	195.0	56.4	54.2	-	-	-	150.9	F		DE GROS
-	186.4	83.5	77.7	-	-	-	738.20	T		
171.1	-	119.60	78.1	-	-	-	158.2	M	619.1/2	PAPIER, LIVRES,
183.60	86.70	38.5	38.8	-	-	-	120.2	F		JOURNAUX
180.1	217.50	76.0	82.8	-	-	-	142.6	T		
416.0	-	157.0	-	120.0	86.1	-	1284.1	M	61	COMMERCE DE GROS
351.8	109.4	113.2	85.7	60.3	223.8	-	230.6	F		
388.2	173.6	144.0	-	106.8	148.7	-	1086.7	T		
302.10	156.20	109.1	94.0	87.0	134.5	-	148.0	M	641/642	PR. ALIMENTAIRES,
207.00	147.8	114.5	75.3	85.9	88.4	-	109.0	F		BOISSONS,
272.70	152.7	114.8	82.2	86.5	114.8	-	126.0	T		TABAC
125.10	16.7	-	-	-	-	-	119.0	M	643	PHARMACIES
188.5	22.3	-	-	-	-	-	108.6	F		
113.0	20.5	-	-	-	-	-	112.4	T		
223.50	119.50	-	160.40	-	-	-	225.1	M	644	ART. MEDICAM.,
188.20	-	215.40	-	-	43.2	-	168.7	F		PRODUITS
218.9	166.60	308.00	168.00	-	148.5	-	209.5	T		D'ENTRETIEN
-	188.40	-	-	-	82.4	-	556.00	M	645	ARTICLES
353.80	178.5	173.1	148.8	66.9	47.8	-	243.7	F		D'HABILLEMENT
687.60	182.8	317.30	165.0	97.6	54.3	-	483.4	T		
-	-	150.90	-	-	-	-	358.10	M	646	CHAUSSURES,
411.30	136.80	240.10	-	-	-	-	444.9	F		MAROQUINERIE
394.70	142.00	218.00	-	-	-	-	421.5	T		
276.00	-	-	-	-	-	-	285.50	M	647	TISSUS
188.50	-	93.80	-	-	-	-	201.0	F		D'AMEUBLEMENT
257.00	177.60	187.20	-	-	-	-	268.2	T		
243.1	179.0	181.10	81.5	-	0.0	-	225.4	M	648/649	EQUIPEMENT DU
182.1	142.0	181.10	89.9	108.50	0.0	-	162.8	F		FOYER
228.2	167.0	181.30	78.0	-	0.0	-	207.5	T		
218.6	125.50	150.10	214.10	-	-	-	-	M	653	LIVRES, JOURN.,
210.8	155.60	187.1	65.5	-	121.8	-	171.1	F		PAPIER,
214.7	155.20	127.0	130.7	-	545.00	-	606.00	T		EQ. BUREAU
228.4	154.70	127.50	40.5	-	-	-	214.1	M	654/655	AUTRES COMMERCE
185.1	138.4	283.20	31.3	-	-	-	177.3	F		DE DETAIL
215.5	148.5	238.00	41.0	-	-	-	202.4	T		
-	189.90	81.30	72.1	84.0	126.6	-	117.8	M	656	PRODUITS DIVERS
130.80	78.5	80.0	68.4	51.8	61.7	-	69.1	F		NON ALIMENT.
151.5	85.1	83.7	60.3	55.3	84.0	-	83.8	T		
419.7	183.2	287.6	112.4	123.7	386.1	-	350.7	M	64/653-	COMMERCE DE
245.7	143.0	119.1	82.8	88.3	84.6	-	125.3	F	656	DETAIL
388.0	151.8	198.8	94.0	89.8	233.8	-	240.5	T		

TAB.B3

BONUSES PERCENTAGE:  
MEAN (M) AND COEFFICIENT OF VARIATION (CV)  
ACCORDING TO ACTIVITY, SEX,  
QUALIFICATION AND TYPE OF EMPLOYMENT

M			TYPE OF EMPLOYMENT: FULL-TIME							
ACTIVITY	NACE	SEX	QUALIFICATION							TOG. ENS.
			1A	1B	2	3	4	5	(*)	
AGRIC. PRIMARY	611	M	20.8#	12.2#	7.4#	5.4	4.8	3.6	-	6.3
PROD., LIVE- STOCK, TEXT.		F				7.8#	6.0	3.5#	-	6.4
FUELS, ORES,	612	T	20.3#	13.5#	7.4#	6.0	5.1	3.6	-	6.3
INDUSTRIAL		M	19.5#	14.2	10.6	9.3	7.8	7.1	-	8.6
CHEMICALS		F		14.1#	11.8	11.6	9.8	8.5	-	10.3
TIMBER, BUILDING	613	T	19.4#	14.2	10.7	9.9	8.4	7.4	-	9.7
MATERIALS		M	14.9#	9.9#	7.3	4.7	4.5	3.4	-	5.4
		F				7.1	5.9	4.8#	-	6.4
MACHINERY,	614	T	14.5#	10.2	7.5	5.2	4.9	3.6	-	5.6
EQUIPMENTS,		M	15.9#	10.1	6.7	6.3	5.3	5.7#	-	6.9
VEHICLES		F		8.3#	9.1#		7.2	6.0	-	7.7
FURNITURE, HSEHD.	615	T	15.8#	10.0	6.9	7.2#	5.9	5.8	-	7.1
GOODS,		M	13.9#	8.6	6.6#	6.3	5.3	4.4	-	6.4
HARDWARE		F		10.3#	7.2#	7.1	6.1	4.7	-	6.3
TEXTILES, CLOTH-	616	T	14.8#	8.8	6.7#	6.5	5.6	4.5	-	6.3
ING, FOOTWR.,		M		7.2#	3.5#	4.2#	4.6	5.0	-	5.2
LEATHERWARE		F		7.1#	6.1#	6.5	5.2	4.2	-	5.2
FOOD, DRINK,	617	T	12.1#	10.0#	7.2	4.2#	4.9	4.5	-	5.2
TOBACCO		M			5.8	4.8	5.3	3.8	-	5.5
		F			6.9#	7.1	5.6		-	5.4
TOBACCO	617.6	T	12.2#	10.0#	5.9	5.3	5.4	4.1#	-	5.5
PRODUCTS		M							-	
		F							-	
PHARMACEUTICAL,	618	M	11.3#			6.5#	6.3	4.4	-	
MEDICAL GDS.,		T		8.6#	8.8	7.5	7.5	5.5	-	7.1
CLEANING MAT.	618.1	F	11.0#			7.0	7.0	5.1	-	
PHARMACEUTICALS		M		9.0#	8.2	7.9	7.7	4.3#	-	7.6
		F			9.2	8.3#	8.4	6.1	-	7.9
OTHER WHOLESALE	619	T		8.9#	8.6	8.1	8.2	5.8	-	7.8
DISTRIBUTION		M		7.5	4.7	6.4	6.4	5.7	-	
		F		13.0#	6.9#	5.8	7.3	6.4	-	7.3
PAPER, BOOKS,	619.1/2	M		8.5	5.1	6.0	6.9	6.1	-	7.4#
STATIONERY,		F		7.2#	3.3#	4.6#	6.6	6.3	-	8.0
NEWSPAPERS		T				7.6	7.1	5.7	-	7.1
WHOLESALE TRADE	61	M	15.4#	7.1#	4.2#	6.1	6.9	6.0	-	6.4
		F			7.0	6.1	5.6	4.6	-	6.9
		T	14.7#	10.8	8.4	8.3	6.7	5.0	-	6.8
FOOD, DRINK,	641/642	M	15.3#		7.2	6.8	6.0	4.8	-	6.8
TOBACCO		F		8.3#	5.6	5.4	5.2	5.7	-	5.7
		T		9.5#	4.6	6.7	6.7	5.8	-	6.2
DISPENSING	643	M		8.5#	5.3	6.0	6.0	5.8	-	6.0
CHEMISTS		F				4.0#	5.0#		-	5.4
		T		6.6#	5.3#	5.5#	4.7#	3.7#	-	4.7
MEDICAL GOODS,	644	M		11.3#	9.5#	5.0#	4.7	4.1#	-	4.9
COSMETICS,		F		6.6#	7.3#	7.9#	4.5		-	7.9
CLEANING MAT.	645	T		10.2#	8.5#	6.6#	5.3	5.4	-	6.0
CLOTHING		M			4.4#	5.5	3.6		-	6.8
		F			5.3#	5.2	2.8	3.4	-	7.4#
		T			4.9	5.3	3.0		-	3.7
FOOTWEAR,	646	M					1.9#		-	4.7
LEATHER GOODS		F					1.9#	1.1#	-	2.2#
		T			3.2#		1.9	1.2#	-	2.4
FURN. FABRICS,	647	M			4.0#	3.1#	2.2#		-	3.8#
HOUSEHOLD		F				4.2#	2.4	2.0#	-	2.9
TEXTILES		T			4.4#	3.7#	2.3	2.2#	-	3.3
HOUSEHOLD	648/649	M		7.0#	4.2#	3.1	3.1	2.9	-	3.7
FITMENTS,		F				3.7#	3.6	3.5	-	3.8
APPLIANCES		T		7.0#	4.2#	3.3	3.2	3.2	-	3.7
BOOKS, NEWSPRS.,	653	M		8.0#	4.9#	4.9#	5.0	4.7	-	
STATIONERY,		F		9.1#	16.4	7.9	6.9	4.6	-	8.4
OFFICE SUPPS.		T		8.3#		6.7	6.2	4.6	-	8.4#
OTHER RETAIL	654/655	M			5.0#	7.8#	3.6	2.5#	-	5.1
DISTRIBUTION		F				5.3#	4.8	3.5#	-	4.9
		T		7.3#	5.1#	6.7#	4.1	3.0	-	5.0
VARIOUS NON-FOOD	656	M		9.6	8.1	7.7#	6.2	6.5#	-	7.2
PRODUCTS		F		9.7	9.8	8.8	8.1	7.0	-	8.1
		T		9.7	9.1	8.5	7.6	6.8	-	7.8
RETAIL TRADE	64/653- 656	M	10.4#	8.7	6.3#	5.2	4.6	5.3	-	5.7
		F		8.5	7.4	6.7	5.9	5.4	-	8.1
		T	11.0#	8.6	6.7	6.0	5.4	5.4	-	5.9



TAB.B3

POURCENTAGE DE PRIMES:  
MOYENNE (M) ET COEFFICIENT DE VARIATION (CV)  
SELON L'ACTIVITE, LE SEXE,  
LA QUALIFICATION ET LE REGIME DE TRAVAIL  
REGIME DE TRAVAIL: TEMPS PLEIN

CV

QUALIFICATION								SEXE	RACE	ACTIVITE
1A	1B	2	3	4	5	(*)	100. ENS.			
140.50	145.50	102.10	109.0	139.3	151.0	-	104.0	M	611	MAT. PREM. AGR..
151.00	107.40	176.30	124.90	113.3	134.30	-	206.1	F		ANIMAUX
113.00	86.0	82.3	156.3	130.7	148.6	-	107.5	T		TEXTILES
114.20	75.40	50.0	79.6	91.5	208.3	-	114.0	M	612	COMBUSTIBLES.
104.50	173.40	170.4	49.7	56.3	64.2	-	50.0	F		MINERAIS
103.20	170.7	176.5	70.8	79.3	181.1	-	103.4	T		PR. CHIMIQUES
102.50	107.70	127.30	117.0	136.0	107.2	-	195.7	M	613	BOIS, MATERIAUX DE CONSTR.
100.00	100.0	258.7	109.4	110.7	135.30	-	120.7	F		
157.00	117.7	370.50	118.0	128.2	177.3	-	181.0	T		
150.00	100.00	131.00	139.4	254.6	301.20	-	240.1	M	614	MACHINES, VEHICULES
100.40	118.0	353.00	124.0	110.6	105.2	-	364.5	F		
104.00	150.30	120.0	79.0	92.2	101.4	-	201.3	T		
176.40	80.10	97.0	110.4	102.6	103.7	-	210.0	M	615	MEUBLES.
170.70	64.40	50.2	130.10	108.2	97.3	-	108.7	F		ART. MENAGERS
115.0	85.00	53.7	100.4	116.6	108.3	-	191.8	T		QUINCAILLERIE
140.00	115.0	202.2	119.0	93.0	117.6	-	180.0	M	616	TEXTILE.
135.0	140.00	144.10	77.7	142.0	105.0	-	115.6	F		HABILLEMENT, CHAUSSURES
100.70	107.4	106.30	96.4	128.0	163.7	-	149.3	T		
411.00	100.40	210.00	83.0	83.3	94.0	-	157.4	M	617	PRODUITS ALIM..
170.20	154.4	112.0	335.5	97.7	339.3	-	321.5	F		BOISSONS.
400.70	130.70	212.0	117.1	183.5	122.6	-	217.2	T		TABAC
94.40	131.00	107.0	97.3	102.1	126.1	-	104.0	M	617.6	PRODUITS DU TABAC
131.00	113.40	104.00	105.70	106.20	115.30	-	116.3	F		
148.70	140.70	200.10	90.20	111.40	114.50	-	110.0	T		
70.50	145.50	173.00	156.10	110.4	114.50	-	113.0	M	618	PR. PHARM..
174.20	145.50	100.00	105.50	124.5	207.60	-	143.7	F		MEDICAM.
155.10	140.30	140.30	100.0	138.7	127.5	-	120.0	T		D'ENTRETIEN
153.0	155.10	126.4	126.7	164.5	136.0	-	143.7	M	618.1	PRODUITS PHARM.
181.70	153.0	120.7	150.1	150.1	126.1	-	120.0	F		
200.00	113.40	104.00	105.70	106.20	115.30	-	134.4	T		
200.30	148.70	200.10	90.20	111.40	114.50	-	1290.7	M	81	COMMERCE DE GROS
147.20	140.70	200.10	105.70	106.20	115.30	-	230.7	F		
147.7	145.50	173.00	156.10	110.4	114.50	-	1093.7	T		
154.3	140.30	140.30	100.0	138.7	127.5	-	145.0	M	641/642	PR. ALIMENTAIRES, BOISSONS, TABAC
142.5	145.50	126.4	126.7	164.5	136.0	-	125.0	F		
150.1	155.10	120.7	150.1	150.1	126.1	-	116.3	T		
181.70	153.0	120.7	150.1	150.1	126.1	-	110.0	M	643	PHARMACIES
200.00	113.40	104.00	105.70	106.20	115.30	-	113.0	F		
200.30	148.70	200.10	90.20	111.40	114.50	-	221.2	T		
147.20	140.70	200.10	105.70	106.20	115.30	-	164.6	M	644	ART. MEDICAM., PRODUITS D'ENTRETIEN
147.7	145.50	173.00	156.10	110.4	114.50	-	202.0	F		
154.3	140.30	140.30	100.0	138.7	127.5	-	553.00	T	645	ARTICLES D'HABILLEMENT
142.5	145.50	126.4	126.7	164.5	136.0	-	240.2	M		
150.1	155.10	120.7	150.1	150.1	126.1	-	401.6	F		
181.70	153.0	120.7	150.1	150.1	126.1	-	350.30	T		
200.00	113.40	104.00	105.70	106.20	115.30	-	449.10	M	646	CHAUSSURES, MAROQUINERIE
200.30	148.70	200.10	90.20	111.40	114.50	-	422.4	F		
147.20	140.70	200.10	105.70	106.20	115.30	-	260.00	T		
147.7	145.50	173.00	156.10	110.4	114.50	-	183.4	M	647	TISSUS D'AMEUBLEMENT
154.3	140.30	140.30	100.0	138.7	127.5	-	230.0	F		
142.5	145.50	126.4	126.7	164.5	136.0	-	216.5	M	648/648	EQUIPEMENT DU FOYER
150.1	155.10	120.7	150.1	150.1	126.1	-	150.0	F		
181.70	153.0	120.7	150.1	150.1	126.1	-	100.7	T		
200.00	113.40	104.00	105.70	106.20	115.30	-	164.7	M	653	LIVRES, JOURN..
200.30	148.70	200.10	90.20	111.40	114.50	-	502.00	F		PAPIER, EQ. BUREAU
147.20	140.70	200.10	105.70	106.20	115.30	-	200.0	T		
147.7	145.50	173.00	156.10	110.4	114.50	-	181.0	M	654/655	ANTRES COMMERCES DE DETAIL
154.3	140.30	140.30	100.0	138.7	127.5	-	102.0	F		
142.5	145.50	126.4	126.7	164.5	136.0	-	115.0	T		
150.1	155.10	120.7	150.1	150.1	126.1	-	66.0	M	656	PRODUITS DIVERS NON ALIMENT.
181.70	153.0	120.7	150.1	150.1	126.1	-	82.4	F		
200.00	113.40	104.00	105.70	106.20	115.30	-	351.0	M	64/653-	COMMERCE DE
200.30	148.70	200.10	90.20	111.40	114.50	-	124.5	F	656	DETAIL
147.20	140.70	200.10	105.70	106.20	115.30	-	244.7	T		

TAB.B3

BONUSES PERCENTAGE:  
MEAN (M) AND COEFFICIENT OF VARIATION (CV)  
ACCORDING TO ACTIVITY, SEX,  
QUALIFICATION AND TYPE OF EMPLOYMENT

ACTIVITY	NACE	SEX	QUALIFICATION							TOG. ENS.
			1A	1B	2	3	4	5	(*)	
			TYPE OF EMPLOYMENT: PART-TIME							
AGRIC. PRIMARY	611	M	.	.	.	.	.	.	.	4.6#
PROD. LIVE-		F	.	.	.	.	.	.	.	3.7#
STOCK, TEXT.		T	.	.	.	.	.	3.0#	.	6.3#
FUELS, ORES,	612	M	.	.	.	.	.	.	.	3.9#
INDUSTRIAL		F	.	.	.	.	.	5.4#	.	5.1#
CHEMICALS		T	.	.	.	.	.	4.7#	.	4.3#
TIMBER, BUILDING	613	M	.	.	.	.	.	.	.	4.3#
MATERIALS		F	.	.	.	.	.	3.4#	.	2.8#
MACHINERY,	614	M	.	.	.	.	.	.	.	4.4#
EQUIPMENTS,		F	.	.	.	.	.	4.4#	.	4.3#
VEHICLES		T	.	.	.	.	.	4.2#	.	4.3#
FURNITURE, HSEHD.	615	M	.	.	.	.	.	.	.	4.0#
GOODS,		F	.	.	.	.	.	.	.	4.1#
HARDWARE		T	.	.	.	.	.	.	.	.
TEXTILES, CLOTH-	616	M	.	.	.	.	.	.	.	.
ING, FOOTWR.		F	.	.	.	.	.	.	.	.
LEATHERWARE		T	.	.	.	.	.	.	.	.
FOOD, DRINK,	617	M	.	.	.	.	.	.	.	.
TOBACCO		F	.	.	.	.	.	.	.	.
TOBACCO	617.6	M	.	.	.	.	.	.	.	3.2#
PRODUCTS		F	.	.	.	.	.	.	.	.
PHARMACEUTICAL	618	M	.	.	.	.	.	6.4#	.	5.0#
MEDICAL GDS.,		F	.	.	.	.	.	6.2#	.	5.9#
CLEANING MAT.		T	.	.	.	.	.	.	.	8.9#
PHARMACEUTICALS	618.1	M	.	.	.	.	.	8.9#	.	8.7#
		F	.	.	.	.	.	.	.	.
		T	.	.	.	.	.	.	.	.
OTHER WHOLESALE	619	M	.	.	.	.	.	.	.	5.2#
DISTRIBUTION		F	.	.	.	.	.	5.2#	.	4.5#
PAPER, BOOKS,	619.1/2	M	.	.	.	.	.	.	.	5.2#
STATIONERY,		F	.	.	.	.	.	5.1#	.	5.1#
NEWSPAPERS		T	.	.	.	.	.	.	.	5.1#
WHOLESALE TRADE	61	M	.	.	.	.	.	.	.	6.1#
		F	.	.	.	.	.	4.6	.	4.7#
		T	.	.	.	.	.	4.0#	.	3.7
FOOD, DRINK,	641/642	M	.	.	.	.	.	.	.	3.6
TOBACCO		F	.	.	.	.	.	5.0#	.	5.0#
		T	.	.	.	.	.	5.6#	.	5.0#
DISPENSING	643	M	.	.	.	.	.	5.6	.	5.0
CHEMISTS		F	.	.	.	.	.	.	.	4.4#
MEDICAL GOODS,	644	M	.	.	.	.	.	.	.	2.1#
COSMETICS,		F	.	.	.	.	.	.	.	2.0#
CLEANING MAT.		T	.	.	.	.	.	.	.	.
CLOTHING	645	M	.	.	.	.	.	.	.	.
		F	.	.	.	.	.	.	.	.
		T	.	.	.	.	.	.	.	.
FOOTWEAR,	646	M	.	.	.	.	.	.	.	2.2#
LEATHER GOODS		F	.	.	.	.	.	.	.	2.4#
		T	.	.	.	.	.	.	.	.
FURN. FABRICS,	647	M	.	.	.	.	.	.	.	1.5#
HOUSEHOLD		F	.	.	.	.	.	.	.	.
TEXTILES		T	.	.	.	.	.	.	.	.
HOUSEHOLD	648/649	M	.	.	.	.	.	.	.	2.3#
FITMENTS,		F	.	.	.	.	.	2.3#	.	2.1#
APPLIANCES		T	.	.	.	.	.	.	.	.
BOOKS, NEWSPRS.,	653	M	.	.	.	.	.	.	.	7.1#
STATIONERY,		F	.	.	.	.	.	.	.	2.6#
OFFICE SUPPS.		T	.	.	.	.	.	3.9#	.	3.0#
OTHER RETAIL	654/655	M	.	.	.	.	.	.	.	.
DISTRIBUTION		F	.	.	.	.	.	.	.	.
		T	.	.	.	.	.	.	.	.
VARIOUS NON-FOOD	656	M	.	.	.	.	.	.	.	1.8#
PRODUCTS		F	.	.	.	.	.	.	.	2.0#
		T	.	.	.	.	.	.	.	3.8#
RETAIL TRADE	64/653-	M	.	.	.	.	.	.	.	8.0
	656	F	.	.	.	.	.	8.3	.	8.7
		T	.	.	.	.	.	8.7	.	6.4
		M	.	.	.	.	.	6.4	.	5.5
		F	.	.	.	.	.	2.9#	.	3.6#
		T	.	.	.	.	.	5.2	.	4.4
		M	.	.	2.8#	.	.	4.4	.	4.6
		F	.	.	.	.	.	4.2	.	4.5
		T	.	.	.	.	.	.	.	.

TAB.B3

POURCENTAGE DE PRIMES:  
MOYENNE (M) ET COEFFICIENT DE VARIATION (CV)  
SELON L'ACTIVITE, LE SEXE,  
LA QUALIFICATION ET LE REGIME DE TRAVAIL  
REGIME DE TRAVAIL: TEMPS PARTIEL

CV

QUALIFICATION								SEXE	NACE	ACTIVITE
1A	1B	2	3	4	5	(*)	TOT. ENS.			
.	.	.	.	.	177.40	.	159.70	M	611	MAT. PREM. AGR., ANIMAUX.
.	.	.	.	.	103.00	.	210.00	F	612	TEXTILES
.	.	.	.	.	127.00	.	90.00	M	613	COMBUSTIBLES, MINERAIS, PR. CHIMIQUES
.	.	.	.	.	137.10	.	134.60	F	614	BOIS, MATERIAUX DE CONSTR.
.	.	.	.	113.70	161.50	.	153.00	M	615	MACHINES, VEHICULES
.	.	.	.	115.10	154.70	.	231.60	F	616	MEUBLES, ART. MENAGERS
.	.	.	.	.	122.40	.	118.70	M	617	TEXTILE, HABILLEMENT, CHAUSSURES
.	.	.	.	.	120.70	.	170.30	F	617.6	PRODUITS ALIM., BOISSONS, TABAC
.	.	.	.	.	.	.	233.10	M	618	PRODUITS DU TABAC
.	.	.	.	83.20	.	.	130.50	F	610	PR. PHARM., MEDICAM., D'ENTRETIEN
.	.	.	.	104.30	170.00	.	237.40	M	610.1	PRODUITS PHARM.
.	.	.	.	43.40	.	.	81.00	F	619	AUTRES COMMERCES DE GROS
.	.	.	.	48.40	.	.	161.70	M	619.1/2	PAPIER, LIVRES, JOURNEAUX
.	.	.	.	.	150.50	.	210.70	F	61	COMMERCE DE GROS
.	.	.	.	.	167.30	.	86.70	M	641/642	PR. ALIMENTAIRES, BOISSONS, TABAC
.	.	.	.	.	85.30	.	102.30	F	643	PHARMACIES
.	.	.	.	.	87.00	.	180.20	M	644	ART. MEDICAUX, PRODUITS D'ENTRETIEN
.	.	.	.	.	174.00	.	234.00	F	645	ARTICLES D'HABILLEMENT
.	.	.	.	.	187.7	.	225.00	M	646	CHAUSSURES, MAROQUINERIE
.	.	126.20	121.2	.	185.1	.	313.00	F	647	TISSUS D'AMEUBLEMENT
.	.	152.20	343.20	.	126.20	.	187.00	M	648/649	EQUIPEMENT DU FOYER
.	.	82.40	80.0	.	110.7	.	334.70	F	653	LIVRES, JOURN., PAPIER, EQ. BUREAU
.	47.00	94.50	104.3	.	114.1	.	202.70	M	654/655	AUTRES COMMERCES DE DETAIL
.	.	.	.	.	111.00	.	135.00	F	656	PRODUITS DIVERS NON ALIMENT.
.	.	.	.	.	205.50	.	253.10	M	64/653-656	COMMERCE DE DETAIL
.	.	.	.	.	214.40	.	123.3	F		
.	.	.	.	.	189.00	.	140.0	T		
.	.	.	.	.	206.00	.				
.	.	.	.	142.00	184.00	.				
.	.	.	.	.	100.40	.				
.	.	.	.	.	.	.				
.	.	.	59.4	81.0	80.0	.	241.10			
.	.	.	50.5	85.3	80.2	.	202.00			
.	.	.	.	224.00	150.00	.	135.00			
.	.	.	.	115.5	123.0	.	85.1			
.	227.10	.	123.7	124.00	150.00	.	90.0			
.	.	.	134.1	127.2	120.0	.	253.10			
.	.	.	.	.	.	.	123.3			
.	.	.	.	.	.	.	140.0			

TAB.B3

BONUSES PERCENTAGE:  
MEAN (M) AND COEFFICIENT OF VARIATION (CV)  
ACCORDING TO ACTIVITY, SEX,  
QUALIFICATION AND TYPE OF EMPLOYMENT

M ALL TYPES OF EMPLOYMENT										
ACTIVITY	NACE	SEX	QUALIFICATION							TOG. ENS.
			1A	1B	2	3	4	5	(*)	
AGRIC. PRIMARY	611	M	20.4#	11.9#	7.3#	5.3	4.6	3.5	-	6.1
PROD., LIVE- STOCK, TEXT.		F	19.8#	13.3#	7.4#	8.2#	5.9	3.5#	-	6.1
FUELS, ORES,	612	M	18.8#	14.1	10.5	6.0	5.0	3.5	-	6.1
INDUSTRIAL		F	18.8#	14.0#	11.9	9.3	7.8	6.9	-	9.5
CHEMICALS		T	18.6#	14.1	10.7	11.9	9.8	7.7	-	10.0
TIMBER, BUILDING	613	M	15.0#	9.8#	7.8#	4.6	4.4	3.3	-	5.5
MATERIALS		F	14.7#	10.0	8.0	7.1	5.8	4.3	-	6.1
MACHINERY,	614	M	15.5#	10.3	6.7	5.2	4.8	3.5	-	5.6
EQUIPMENTS, VEHICLES		F	15.4#	10.2	6.9	6.3	5.3	5.6#	-	6.9
FURNITURE, HSEHD.	615	M	14.1#	8.6	6.5#	7.1#	5.9	5.6	-	7.0
GOODS,		F	15.0#	10.3#	7.0#	6.2	5.3	4.4	-	6.3
HARDWARE		T	15.0#	8.8	6.5#	7.1	6.0	4.5	-	6.2
TEXTILES, CLOTH- ING, FOOTWR., LEATHERWARE	616	M	11.9#	10.2#	6.6#	6.5	5.6	4.4	-	6.3
FOOD, DRINK, TOBACCO		F	12.0#	10.2#	6.6#	4.3#	4.5	4.9	-	5.4
		T	11.9#	10.2#	5.8	6.0#	5.1	4.2	-	5.1
		F	12.0#	10.2#	4.0#	5.6	4.9	4.4	-	5.2
		T	12.0#	10.2#	5.8	4.7	5.3	3.7	-	5.5
		F	12.0#	10.2#	6.6#	7.0	5.5	5.1	-	5.1
		T	12.0#	10.2#	5.9	5.2	5.3	3.9#	-	5.4
TOBACCO PRODUCTS	617.6	M	-	-	-	-	-	-	-	-
		F	-	-	-	-	-	-	-	-
		T	-	-	-	-	-	-	-	-
PHARMACEUTICAL, MEDICAL GOS., CLEANING MAT.	618	M	12.1#	8.6#	8.8	6.4#	6.3	4.4	-	-
PHARMACEUTICALS	618.1	M	11.7#	9.4#	8.1	7.5	7.5	5.3	-	7.0
		F	11.7#	9.4#	8.1	6.9	7.0	5.0	-	-
		T	11.7#	9.4#	8.1	7.9	7.7	4.4#	-	7.8
OTHER WHOLESALE DISTRIBUTION	619	M	11.7#	9.4#	8.1	9.2	8.4#	8.4	-	7.9
		F	11.7#	9.4#	8.1	8.1	8.2	5.8	-	7.8
		T	11.7#	9.4#	8.1	4.7	6.3	5.4	-	-
PAPER, BOOKS, STATIONERY, NEWSPAPERS	619.1/2	M	11.7#	9.4#	8.1	12.9#	6.8	7.1	6.2	7.1
WHOLESALE TRADE	61	M	15.2#	10.7	8.3	8.5	5.9	6.8	5.8	7.2#
		F	14.0#	10.7	8.3	5.1	5.9	6.8	5.8	7.2#
		T	15.2#	10.7	8.3	3.4#	4.5#	6.3	-	6.1
FOOD, DRINK, TOBACCO	641/642	M	15.2#	10.7	8.3	7.6	7.0	5.6	-	7.0
		F	15.2#	10.7	8.3	6.0	6.8	5.9	-	6.5
		T	15.2#	10.7	8.3	7.0	5.5	4.6	-	6.7
DISPENSING CHEMISTS	643	M	15.2#	10.7	8.3	6.1	6.6	4.6	-	6.5
		F	15.2#	10.7	8.3	8.2	6.6	5.7	-	6.1
		T	15.2#	10.7	8.3	6.0	6.0	5.7	-	5.9
MEDICAL GOODS, COSMETICS, CLEANING.MAT.	644	M	15.2#	10.7	8.3	3.9#	4.6#	5.5#	-	5.2
CLOTHING	645	M	15.2#	10.7	8.3	5.4#	4.6	3.9#	-	4.8
		F	15.2#	10.7	8.3	5.5#	4.6	4.2#	-	4.9
		T	15.2#	10.7	8.3	9.4#	4.5	4.5	-	8.0
FOOTWEAR, LEATHER GOODS	646	M	15.2#	10.7	8.3	7.2#	5.2	4.8	-	5.6
		F	15.2#	10.7	8.3	12.1#	4.9	5.4#	-	6.7
		T	15.2#	10.7	8.3	4.5#	3.7	3.0	-	7.1#
FURN. FABRICS, HOUSEHOLD TEXTILES	647	M	15.2#	10.7	8.3	5.1#	2.7	3.0	-	3.5
HOUSEHOLD FITMENTS, APPLIANCES	648/649	M	15.2#	10.7	8.3	4.8	2.9	1.8#	-	4.4
BOOKS, NEWSPRS., STATIONERY, OFFICE SUPPS.	653	M	15.2#	10.7	8.3	1.9	1.9	1.1#	-	2.1
OTHER RETAIL DISTRIBUTION	654/655	M	15.2#	10.7	8.3	1.9	1.9	1.1	-	2.3
		F	15.2#	10.7	8.3	3.2#	2.1#	1.1	-	4.0#
		T	15.2#	10.7	8.3	2.3	2.3	1.7#	-	2.4
VARIOUS NON-FOOD PRODUCTS	656	M	15.2#	10.7	8.3	2.2	2.2	1.9#	-	3.1
		F	15.2#	10.7	8.3	3.1	3.0	2.7	-	3.7
		T	15.2#	10.7	8.3	3.5	3.5	3.1	-	3.5
RETAIL TRADE	64/653- 656	M	15.2#	10.7	8.3	7.0#	3.2	2.9	-	3.6
		F	15.2#	10.7	8.3	8.2#	3.8#	4.6	-	8.7
		T	15.2#	10.7	8.3	9.0#	3.8#	4.1	-	8.7#
		F	15.2#	10.7	8.3	8.4#	5.8	6.0	-	5.0
		T	15.2#	10.7	8.3	4.9#	7.5#	3.5	-	4.1
		F	15.2#	10.7	8.3	3.3#	3.3#	4.7	-	4.1
		T	15.2#	10.7	8.3	12.4#	4.2#	4.0	-	4.5
		F	15.2#	10.7	8.3	9.6	7.8	6.1	-	7.0
		T	15.2#	10.7	8.3	9.7	8.7	7.9	-	7.8
		F	15.2#	10.7	8.3	9.6	8.5	7.5	-	7.6
		T	15.2#	10.7	8.3	8.4	5.2	5.0	-	5.6
		F	15.2#	10.7	8.3	8.4	7.1	5.2	-	5.9
		T	15.2#	10.7	8.3	8.7	5.9	5.2	-	5.7

TAB.B3

POURCENTAGE DE PRIMES:  
MOYENNE (M) ET COEFFICIENT DE VARIATION (CV)  
SELON L ACTIVITE, LE SEXE,  
LA QUALIFICATION ET LE REGIME DE TRAVAIL  
ENS. DES REGIMES DE TRAVAIL

CV

QUALIFICATION								SEXE	NACE	ACTIVITE
1A	1B	2	3	4	5	(*)	100. ENS.			
150.10	146.00	105.20	171.1	141.9	154.5	-	197.6	M	611	NAT. PREM. AGR..
152.50	180.20	179.60	124.00	114.3	146.50	-	204.1	F		ANIMAUX.
117.20	86.9	82.4	156.5	132.5	152.4	-	199.2	T		TEXTILES
117.60	74.30	59.4	79.7	133.4	209.5	-	123.3	M	612	COMBUSTIBLES.
100.30	174.70	190.50	50.5	57.0	73.8	-	61.6	F		MINERAIS.
100.20	171.0	194.7	71.0	100.1	180.5	-	110.5	T		PR. CHIMIQUES
103.50	194.9	274.9	117.9	136.9	180.0	-	205.0	M	613	BOIS, MATERIAUX
107.10	107.10	120.20	109.0	111.3	130.5	-	131.0	F		DE CONSTR.
102.10	101.7	250.5	118.4	128.8	176.3	-	189.5	T		
157.00	110.2	373.00	130.5	254.3	200.40	-	240.7	M	614	MACHINES,
150.10	117.2	355.40	103.2	109.2	109.2	-	362.7	F		VEHICULES
	115.20	300.50	125.2	111.2	105.0	-	200.9	T		
107.00	150.30	244.40	81.2	92.4	105.3	-	109.7	M	615	MEUBLES.
185.00	150.70	131.5	110.8	103.0	105.5	-	192.1	F		ART. MENAGERS
			137.50	107.4	100.0	-	250.4	T		QUINCAILLERIE
			131.00	117.2	145.9	-	125.0	M	616	TEXTILE.
			114.5	114.6	133.5	-	201.4	F		HABILLEMENT.
			137.5	127.5	121.3	-	159.3	T	617	CHAUSSURES
			80.0	115.3	-	-	321.9	M		PRODUITS ALIM..
			120.0	123.0	414.40	-	210.7	F	617.6	BOISSONS.
						-		T		TABAC
						-		F		PRODUITS DU
						-		T		TABAC
201.60			170.00	85.5	130.2	-		M	618	PR. PHARM..
203.40	80.30	95.7	89.0	64.6	95.2	-	81.0	F		MEDICAM.
	80.60	50.1	142.0	72.6	109.4	-		T		D ENTRETIEN
		45.1	51.5	50.9	80.50	-	91.1	M	618.1	PRODUITS
	70.00	53.0	84.60	47.8	73.4	-	57.5	F		PHARM.
	115.0	202.1	77.1	49.0	70.7	-	71.4	T		
	140.70	145.30	123.1	90.3	123.1	-		M	619	AUTRES COMMERCE
	137.2	107.6	79.6	144.0	182.0	-	150.9	F		DE GROS
	112.20	192.20	98.0	129.5	165.0	-	730.20	T		
			131.70	94.7	100.7	-	150.2	M	610.1/2	PAPIER, LIVRES,
			65.7	75.1	83.2	-	120.2	F		JOURNAUX
407.10	110.40	213.70	84.6	84.4	93.7	-	142.6	T		
174.40	153.0	200.0	126.0	150.0	200.0	-	1284.1	M	61	COMMERCE DE GROS
307.30		114.1	332.7	90.7	320.1	-	230.6	F		
		201.0	242.2	136.0	260.4	-	1000.7	T		
		130.50	210.0	104.8	123.2	-	140.0	M	641/642	PR. ALIMENTAIRES.
		83.70	117.4	89.5	125.5	-	109.0	F		BOISSONS.
		132.40	203.3	97.4	124.0	-	126.0	T		TABAC
			100.20	112.00	100.00	-	119.0	M	643	PHARMACIES
			100.00	111.1	113.70	-	100.0	F		
			100.70	111.4	113.70	-	112.4	T		
			200.60	110.2		-	225.1	M	644	ART. MEDICAM.
			173.20	127.0	105.0	-	160.7	F		PRODUITS
			107.20	201.10	100.30	-	200.5	T		D ENTRETIEN
				140.00	112.0	-	556.00	M	645	ARTICLES
				150.70	120.3	-	243.7	F		D HABILLEMENT
				156.0	122.0	-	403.4	T		
					100.40	-	350.10	M	646	CHAUSSURES.
					207.1	-	444.0	F		MAROQUINERIE
					270.1	-	421.5	T		
					151.00	-	205.50	M	647	TISSUS
					152.0	-	201.0	F		D AMEUBLEMENT
					152.6	-	200.2	T		
					161.2	-	225.4	M	648/649	EQUIPEMENT DU
					104.50	-	162.0	F		FOYER
					144.1	-	207.5	T		
					171.3	-		M	653	LIVRES, JOURN.,
					137.10	-	171.1	F		PAPIER.
					115.7	-	600.00	T		EQ. BUREAU
					110.0	-	214.1	M	654/655	AUTRES COMMERCE
					104.70	-	177.3	F		DE DETAIL
					190.40	-		T		
					155.5	-	202.4	M	656	PRODUITS DIVERS
					100.20	-	117.0	F		NON ALIMENT.
					89.0	-	89.1	T		
					80.7	-	83.8	M		
					84.3	-		F		
					88.7	-		T		
					113.1	-		M	64/653-	COMMERCE DE
					119.5	-	350.7	F	656	DETAIL
					106.3	-	125.3	T		
					111.6	-	240.5	M		
					103.7	-		F		
						-		T		



**Series C**  
**Série C**

TAB.C1

GROSS MONTHLY PAY(CORRECTED) OF  
 FULL-TIME EMPLOYEES :  
 MEAN(M) AND COEFFICIENT OF VARIATION  
 (CV) ACCORDING TO ACTIVITY,SEX AND  
 QUALIFICATION

ACTIVITY	NACE	SEX	QUALIFICATION							TOG. ENS.
			1A	1B	2	3	4	5	(*)	
AGRIC. PRIMARY PROD., LIVE- STOCK, TEXT.	611	M	8536	5512	3539	2443	2079	1762	-	2912
		F		4727	3203	2212	1744	1510	-	2000
FUELS, ORES, INDUSTRIAL CHEMICALS	612	M	8488	5416	3508	2386	1981	1706	-	2712
		F	10889	6038	3911	2884	2315	1998	-	3423
TIMBER, BUILDING MATERIALS	613	M	10809	5938	3877	2826	2252	1746	-	2422
		F	8471	4961	3315	2485	2112	1749	-	2772
MACHINERY, EQUIPMENTS, VEHICLES	614	M	7667#	4661	3087	2320	1818	1552	-	2118
		F	8411	4935	3293	2453	2029	1718	-	2643
FURNITURE, HSEHD. GOODS, HARDWARE	615	M	8626	5546	3882	2665	2129	1778	-	3297
		F	7590#	4489	3386	2525	1875	1628	-	2250
TEXTILES, CLOTH- ING, FOOTWR., LEATHERWARE	616	M	8534	5466	3839	2626	2048	1729	-	3052
		F	8755	5274	3697	2559	2043	1885	-	3113
FOOD, DRINK, TOBACCO	617	M	7397#	4190	3180	2330	1808	1529	-	2066
		F	8645	5157	3649	2487	1947	1823	-	2804
		T	8772	5466	4134	2617	2086	1727	-	3648
		F	6667#	4100	2964	2265	1805	1464	-	2014
		T	8548	5161	3828	2406	1906	1549	-	2797
		F	8066	5110	3451	2545	2159	1743	-	2733
		T	8009	4193#	2811	2254	1743	1479	-	1798
		F		5021	3381	2477	2042	1622	-	2465
TOBACCO PRODUCTS	617.6	M	-	-	-	-	-	-	-	-
		F	-	-	-	-	-	-	-	-
		T	-	-	-	-	-	-	-	-
PHARMACEUTICAL, MEDICAL GDS., CLEANING MAT.	618	M	8548		3839	2839	2176	1705	-	
		F	7329#	4508	3016	2431	1900	1556	-	2027
		T	8444		3660	2656	2011	1609	-	2750#
PHARMACEUTICALS	618.1	M	9176#		4140	2808	2280	1784	-	2956
		F		5303	2978	2435	1945	1580	-	1980
		T	9055#	5154	3722	2625	2062	1617	-	2345
OTHER WHOLESALE DISTRIBUTION	619	M	10434#	5933	4631	2710	2206	1744	-	4027
		F	6719	4557	3722	2428	1913	1621	-	2230
		T	10061#	5691	4448	2568	2036	1671	-	3241
PAPER, BOOKS, STATIONERY, NEWSPAPERS	619.1/2	M	9922	5898	4709	2900	2290	1895	-	4082
		F	6396#	4370#	3622	2522	1991	1650	-	2295
		T	9613	5743	4508	2716	2134	1774	-	3405
WHOLESALE TRADE	61	M	8811	5574	3761	2631	2148	1779	-	3107
		F	7235	4396	3236	2417	1853	1536	-	2068
		T	8705	5456	3700	2568	2043	1685	-	2811
FOOD, DRINK, TOBACCO	641/642	M	7102	4889	3263	2551	2150	1715	-	2648
		F	5908#	4004	2400	1945	1667	1484	-	1714
		T	7003	4757	3051	2257	1878	1555	-	2158
DISPENSING CHEMISTS	643	M	7410#	4370	3586	2779	2324	1468	-	3315
		F	5854#	4082	3186#	2297	1747	1435	-	2210
		T	6540#	4250	3417	2465	1855	1442	-	2573
MEDICAL GOODS, COSMETICS, CLEANING MAT.	644	M	9161#	5993	3915	2569	2048	1681	-	3371
		F	6362#	4383	2943	2232	1893	1556	-	2219
		T	8480#	5606	3502	2369	1958	1598	-	2763
CLOTHING	645	M	7254	4709	4158	2515	2081	1816#	-	3449
		F	6405#	3901	2856	2066	1867	1491	-	1875
		T	7103	4459	3440	2220	1745	1543	-	2326
FOOTWEAR, LEATHER GOODS	646	M	7798	4745	2948	2339	1923	1519	-	3545
		F		3959	2896	2279	1888	1486	-	2039
		T	7668	4510	2792	2288	1892	1492	-	2409
FURN. FABRICS, HOUSEHOLD TEXTILES	647	M	7833#	4494	3699	2640	2224	1710	-	3214
		F	4870	3915	2770	2023	1728	1414	-	1878
		T	7320	4369	3380	2297	1921	1481	-	2478
HOUSEHOLD FITMENTS, APPLIANCES	648/649	M	7557	4811	3526	2626	2188	1741	-	2805
		F	4576#	4148	3135	2342	1836	1521	-	2078
		T	7222	4687	3449	2533	2081	1645	-	2585
BOOKS, NEWSPRS., STATIONERY, OFFICE SUPPS.	653	M	7619	5550	4388	2491	2093	1767	-	3561
		F	6231#	4158	4009	2295	1869	1537	-	2478
		T	7395	5138	4212	2375	1956	1616	-	2979
OTHER RETAIL DISTRIBUTION	654/655	M	7526	4578	3189	2649	2099	1683	-	2892
		F	5497#	4026	2690	2260	1779	1509	-	2021
		T	7194	4461	3054	2478	1968	1599	-	2553
VARIOUS NON-FOOD PRODUCTS	656	M	7482	4668	3202	2433	2063	1735	-	2778
		F	6788#	3770	2497	2040	1678	1522	-	1889
		T	7372	4284	2812	2156	1783	1574	-	2174
RETAIL TRADE	64/653- 656	M	7449	4835	3415	2556	2142	1722	-	2816
		F	5936	3927	2725	2061	1706	1486	-	1860
		T	7224	4594	3182	2295	1889	1567	-	2300



TAB.C1

REMUNERATION MENSUELLE BRUTE  
CORRIGEE DES SALAIRES A PLEIN TEMPS:  
MOYENNE(M) ET COEFFICIENT DE  
VARIATION(CV) SELON L ACTIVITE,  
LE SEXE ET LA QUALIFICATION

CV

QUALIFICATION								TOG. ENS.	S E X E	RACE	ACTIVITE
1A	1B	2	3	4	5	(*)					
40.0	30.5	30.3	25.2	23.8	22.4	-	74.1	M	611	MAT. PREM. AGR.,	
-	42.8	43.1	25.9	22.3	17.2	-	50.7	F		ANIMAUX,	
40.4	30.3	39.7	25.7	24.8	22.5	-	73.0	T	612	TEXTILES,	
41.7	35.0	33.3	22.4	21.9	22.7	-	86.6	M		COMBUSTIBLES,	
-	35.6	24.6	20.9	22.8	22.5	-	37.5	F		MINERAIS,	
42.1	36.4	32.6	22.2	22.5	23.3	-	85.4	T		PR. CHIMIQUES	
50.0	40.0	33.6	22.0	21.2	21.6	-	70.1	M	613	BOIS, MATERIAUX	
55.00	42.1	33.7	24.0	21.6	20.3	-	56.5	F		DE CONSTR.	
51.1	41.0	33.7	22.5	22.3	21.8	-	80.0	T			
44.8	47.3	40.6	25.9	31.4	20.5	-	80.7	M	614	MACHINES,	
66.40	31.3	28.5	74.6	23.8	19.8	-	85.4	F		VEHICULES	
48.7	47.0	40.7	44.0	30.2	26.6	-	71.4	T			
45.5	30.1	46.3	27.9	23.4	21.1	-	67.6	M	615	MEUBLES,	
48.20	26.3	36.4	22.6	23.3	17.2	-	46.0	F		ART. MENAGERS	
45.0	30.0	45.9	27.0	24.2	20.4	-	87.9	T		QUINCAILLERIE	
40.7	41.5	57.7	30.0	20.0	30.7	-	76.0	M	616	TEXTILE,	
43.70	32.7	30.7	25.6	20.3	18.3	-	40.0	F		HABILLEMENT,	
40.2	42.1	57.4	20.1	20.1	25.4	-	79.5	T		CHAUSSURES	
40.0	43.7	41.7	26.6	25.1	23.0	-	67.0	M	617	PRODUITS ALIM.,	
-	50.00	33.3	24.7	22.3	17.7	-	44.3	F		BOISSONS,	
40.0	44.6	41.6	26.7	20.3	23.3	-	67.0	T	617.6	TABAC	
-	-	-	-	-	-	-	-	M		PRODUITS DU	
-	-	-	-	-	-	-	-	F		TABAC	
45.1	-	91.5	44.6	23.7	23.0	-	-	T			
45.00	30.0	31.7	26.3	22.6	20.0	-	41.6	M	618	PR. PHARM.,	
45.4	-	86.3	39.7	24.2	22.1	-	893.20	F		MEDICAUX,	
41.20	30.0	30.7	27.0	23.4	26.4	-	60.6	T	618.1	D'ENTRETIEN	
-	32.50	32.0	25.2	22.6	20.0	-	35.4	M		PRODUITS	
41.00	31.7	34.7	27.3	24.2	22.0	-	56.1	F		PHARM.	
210.00	46.3	52.0	31.4	28.1	25.2	-	176.4	T	619	AUTRES COMMERCE	
30.0	30.7	47.1	25.0	25.9	22.0	-	54.2	F		DE GROS	
216.70	45.7	52.2	20.3	20.0	24.2	-	160.5	T			
43.5	30.1	43.2	30.4	20.7	19.5	-	72.4	M	619.1/2	PAPIER, LIVRES,	
37.00	37.30	31.5	22.6	22.4	19.2	-	45.6	F		JOURNAUX	
44.0	40.0	43.2	34.2	27.0	20.7	-	75.4	T			
73.4	374.5	48.6	27.0	25.8	24.5	-	231.1	M	61	COMMERCE DE GROS	
94.4	37.0	35.2	42.1	24.1	19.0	-	51.4	F			
72.0	363.0	47.0	31.8	26.3	24.2	-	217.6	T			
45.0	34.7	30.0	24.6	25.6	22.2	-	52.0	M	641/642	PR. ALIMENTAIRES,	
30.00	23.2	30.1	27.5	20.7	16.0	-	33.0	F		BOISSONS,	
45.7	34.4	40.0	29.2	27.0	20.3	-	53.1	T		TABAC	
44.50	30.1	20.2	23.9	20.1	10.5	-	57.2	M	643	PHARMACIES	
48.40	27.3	40.00	20.1	22.0	15.0	-	59.3	F			
47.20	35.2	36.8	28.0	27.3	18.5	-	82.7	T			
40.20	47.4	51.0	24.4	25.2	31.7	-	82.7	M	644	ART. MEDICAUX,	
44.00	20.6	31.0	31.0	30.1	17.0	-	50.7	F		PRODUITS	
67.00	47.2	40.6	20.5	33.1	24.3	-	70.2	T		D'ENTRETIEN	
50.3	56.2	63.1	23.1	24.5	101.10	-	70.5	M	645	ARTICLES	
40.00	20.0	30.7	26.0	23.0	21.1	-	47.0	F		D'HABILLEMENT	
40.3	55.0	50.4	27.2	25.9	51.6	-	76.7	T			
50.2	37.5	35.0	26.0	26.6	23.4	-	75.0	M	646	CHAUSSURES,	
-	34.6	30.0	33.2	32.0	20.0	-	60.0	F		MARQUINERIE	
50.1	37.0	30.0	32.3	32.0	27.0	-	75.3	T			
40.00	32.0	30.0	21.0	25.0	20.6	-	60.0	M	647	TISSUS	
20.1	27.0	41.7	25.0	20.0	15.7	-	41.4	F		D'AMEUBLEMENT	
51.0	33.1	40.3	27.0	26.7	19.3	-	60.2	T			
43.1	43.0	45.1	35.1	26.5	20.0	-	82.7	M	640/640	EQUIPEMENT DU	
37.00	34.0	43.4	42.0	26.0	18.2	-	40.6	F		FOTER	
45.1	43.0	45.1	37.0	27.0	26.5	-	82.1	T			
44.5	40.7	110.1	25.7	26.3	27.7	-	101.7	M	653	LIVRES, JOURN.,	
46.10	33.0	72.0	24.2	25.4	21.0	-	74.4	F		PAPIER,	
45.4	40.0	102.5	25.2	26.4	25.4	-	86.0	T		EQ. BUREAU	
44.0	35.3	30.2	32.7	24.2	23.5	-	71.2	M	654/655	AUTRES COMMERCE	
44.10	35.2	35.0	31.3	25.7	21.6	-	51.5	F		DE DETAIL	
46.2	35.6	30.3	33.2	26.1	23.4	-	70.0	T			
40.5	34.0	30.2	22.5	22.2	27.3	-	50.7	M	656	PRODUITS DIVERS	
42.20	25.4	31.6	33.0	10.6	17.5	-	30.0	F		NON ALIMENT.	
40.0	33.7	30.0	24.0	22.0	21.7	-	54.6	T			
40.0	40.6	54.0	27.7	25.0	32.1	-	84.0	M	64/653-	COMMERCE DE	
40.0	20.6	50.0	30.2	23.4	10.3	-	45.5	F	656	DETAIL	
47.0	30.0	54.0	30.0	27.2	25.4	-	63.7	T			

TAB.C2

INDEX OF MEAN GROSS  
MONTHLY PAY (CORRECTED) OF  
FULL-TIME EMPLOYEES  
ACCORDING TO ACTIVITY, SEX  
AND QUALIFICATION

( PAY OF ALL FULL-TIME EES. = 100 )

INDICE DE LA REMUNERATION  
MENSUELLE BRUTE CORRIGEE MOYENNE  
DES SALARIES A TEMPS PLEIN  
SELON L ACTIVITE, LE SEXE  
ET LA QUALIFICATION

( REM. DE L ENS. DES SAL. A TEMPS PLEIN = 100 )

ACTIVITY	NACE	SEX	QUALIFICATION							TOG. ENS.
			1A	1B	2	3	4	5	(*)	
AGRIC. PRIMARY	611	M	293.1	189.3	121.5	83.9	71.4	60.5	-	100.0
PROD., LIVE- STOCK, TEXT.		F	-	236.3	160.1	110.6	87.2	75.5	-	100.0
FUELS, ORES,	612	M	313.0	199.7	129.4	88.0	73.0	62.9	-	100.0
INDUSTRIAL CHEMICALS		F	318.1	176.4	114.2	84.3	67.6	58.4	-	100.0
TIMBER, BUILDING MATERIALS	613	M	-	193.5	150.1	110.7	87.8	72.1	-	100.0
		T	339.2	186.3	121.7	88.7	70.7	60.9	-	100.0
MACHINERY, EQUIPMENTS, VEHICLES	614	M	305.6	179.0	119.6	89.7	76.2	63.1	-	100.0
FURNITURE, HSEHD. GOODS,	615	F	362.0#	220.0	145.7	109.9	85.8	73.3	-	100.0
HARDWARE		T	318.2	186.7	124.6	92.8	76.8	65.0	-	100.0
TEXTILES, CLOTH- ING, FOOTWR., LEATHERWARE	616	M	261.6	168.2	117.7	80.8	64.6	53.9	-	100.0
		F	337.3#	198.5	150.5	112.2	83.3	72.4	-	100.0
FOOD, DRINK, TOBACCO	617	M	279.6	179.1	125.8	86.0	67.1	56.7	-	100.0
		T	281.2	168.4	118.7	82.2	65.6	54.1	-	100.0
		F	358.1#	202.8	153.9	112.8	87.5	74.0	-	100.0
		T	308.4	183.9	130.1	88.7	69.5	57.9	-	100.0
		M	240.5	148.8	113.3	71.8	57.2	47.3	-	100.0
		F	331.1#	203.6	147.2	112.5	89.6	72.7	-	100.0
		T	305.6	184.5	136.9	86.0	68.2	55.4	-	100.0
		F	295.1	187.0	126.3	93.1	79.0	63.8	-	100.0
		T	325.0	203.7	137.2	100.5	82.9	65.8	-	100.0
TOBACCO PRODUCTS	617.6	M	-	-	-	-	-	-	-	-
		F	-	-	-	-	-	-	-	-
		T	-	-	-	-	-	-	-	-
PHARMACEUTICAL, MEDICAL GDS., CLEANING MAT.	618	M	246.4	-	110.7	81.8	62.7	49.2	-	100.0
PHARMACEUTICALS	618.1	F	361.6#	222.4	148.8	119.9	93.7	76.8	-	100.0
		T	307.1	-	133.1	96.6	73.1	58.5	-	100.0
		M	310.4#	179.4	140.1	95.0	77.1	60.4	-	100.0
		F	-	236.8#	150.4	123.0	98.2	79.8	-	100.0
		T	386.1#	219.8	158.7	111.9	87.9	69.0	-	100.0
OTHER WHOLESALE DISTRIBUTION	619	M	259.1#	147.3	115.0	67.3	54.8	43.3	-	100.0
		F	301.3	204.3	166.9	108.8	85.8	72.7	-	100.0
		T	310.4#	175.6	137.2	79.2	62.8	51.6	-	100.0
PAPER, BOOKS, STATIONERY, NEWSPAPERS	619.1/2	M	243.1	144.5	115.3	71.0	56.1	46.4	-	100.0
WHOLESALE TRADE	61	F	278.7#	190.4#	157.8	109.9	86.8	71.9	-	100.0
		T	282.3	168.7	132.4	79.8	62.7	52.1	-	100.0
		F	283.6	179.4	121.0	84.7	69.1	57.3	-	100.0
		T	349.8	212.6	156.5	116.9	89.6	74.3	-	100.0
FOOD, DRINK, TOBACCO	641/642	M	309.7	194.1	131.7	91.4	72.7	59.9	-	100.0
		F	268.2	184.6	123.2	96.3	81.2	64.8	-	100.0
		T	344.7#	233.7	140.1	113.5	97.3	86.6	-	100.0
		F	324.5	220.4	141.4	104.6	87.0	72.1	-	100.0
DISPENSING CHEMISTS	643	M	223.6#	131.8	108.2	83.8	70.1	44.3	-	100.0
		F	264.9#	184.7	144.2#	104.0	79.1	65.0	-	100.0
		T	254.2#	165.2	132.8	95.8	72.1	56.1	-	100.0
MEDICAL GOODS, COSMETICS, CLEANING MAT.	644	M	271.7#	177.8	116.1	76.2	60.7	49.9	-	100.0
CLOTHING	645	F	286.8#	197.5	132.7	100.6	85.3	70.1	-	100.0
		T	306.9#	202.9	126.7	85.7	70.9	57.9	-	100.0
		F	210.4	136.6	120.6	72.9	60.3	52.7#	-	100.0
		T	341.7#	208.1	152.3	110.2	88.9	78.5	-	100.0
		F	305.4	191.7	147.9	95.4	75.0	66.3	-	100.0
FOOTWEAR, LEATHER GOODS	646	M	220.0	133.8	83.2	66.0	54.2	42.8	-	100.0
		F	-	194.2	132.3	111.8	92.6	72.9	-	100.0
		T	318.3	187.2	115.9	95.0	78.6	61.8	-	100.0
FURN. FABRICS, HOUSEHOLD TEXTILES	647	M	243.7#	139.8	115.1	82.1	69.2	53.2	-	100.0
		F	259.4	208.5	147.5	107.8	92.0	75.3	-	100.0
		T	295.4	176.3	136.4	92.7	77.5	59.8	-	100.0
HOUSEHOLD FITMENTS, APPLIANCES	648/649	M	269.4	171.5	125.7	93.6	78.0	62.1	-	100.0
BOOKS, NEWSPPRS., STATIONERY, OFFICE SUPPS.	653	F	220.3#	199.7	150.9	112.7	88.4	73.2	-	100.0
		T	279.4	181.3	133.4	98.0	80.5	63.6	-	100.0
		M	213.9	155.8	123.2	69.9	58.8	49.6	-	100.0
		F	251.5#	167.8	161.8	92.6	75.4	62.0	-	100.0
OTHER RETAIL DISTRIBUTION	654/655	T	248.2	172.5	141.4	79.7	65.7	54.3	-	100.0
		M	260.3	158.3	110.3	91.6	72.6	58.2	-	100.0
		F	272.1#	199.2	133.1	111.8	88.0	74.7	-	100.0
		T	281.8	174.8	119.6	97.1	77.1	62.6	-	100.0
VARIOUS NON-FOOD PRODUCTS	656	M	269.3	168.0	115.3	87.6	74.3	62.5	-	100.0
		F	359.3#	199.5	132.1	108.0	88.8	80.6	-	100.0
		T	339.2	197.1	129.4	99.2	82.0	72.4	-	100.0
RETAIL TRADE	64/653- 656	M	264.5	171.7	121.3	90.8	76.0	61.1	-	100.0
		F	319.1	211.1	146.5	110.8	91.7	80.4	-	100.0
		T	314.1	199.7	138.3	98.8	82.1	68.1	-	100.0

TAB.C2

INDEX OF MEAN GROSS  
MONTHLY PAY (CORRECTED) OF  
FULL-TIME FEMALE EMPLOYEES  
ACCORDING TO ACTIVITY  
AND QUALIFICATION

( PAY OF FULL-TIME MALE = 100 )

INDICE DE LA REMUNERATION  
MENSUELLE BRUTE CORRIGEE MOYENNE  
DES SALAIRES FEMININS A TEMPS PLEIN  
SELON L'ACTIVITE  
ET LA QUALIFICATION

( REM. DES SAL. MASC. A TEMPS PLEIN = 100 )

QUALIFICATION								SEX E	NACE	ACTIVITE
1A	1B	2	3	4	5	(*)	TOT. ENS.			
100.0	100.0	100.0	100.0	100.0	100.0	-	100.0	M	611	MAT. PREM. AGR.,
.	85.8	88.5	90.6	83.9	85.7	-	86.7	F		ANIMABA, TEXTILES
100.0	100.0	100.0	100.0	100.0	100.0	-	100.0	M	612	COMBUSTIBLES,
.	77.6	83.8	83.0	91.8	87.4	-	78.8	F		MINERAIS, PR. CHIMIQUES
100.0	100.0	100.0	100.0	100.0	100.0	-	100.0	M	613	BOIS, MATERIAUX
90.50	94.0	83.1	93.7	86.1	88.0	-	76.4	F		DE CONSTR.
100.0	100.0	100.0	100.0	100.0	100.0	-	100.0	M	614	MACHINES,
88.00	88.9	87.2	94.8	88.0	91.6	-	88.2	F		VEHICULES
100.0	100.0	100.0	100.0	100.0	100.0	-	100.0	M	615	MEUBLES,
84.50	78.5	86.0	91.1	88.5	90.8	-	86.4	F		ART. MENAGERS QUINCAILLERIE
100.0	100.0	100.0	100.0	100.0	100.0	-	100.0	M	616	TEXTILE,
76.00	75.0	71.7	86.6	86.5	84.0	-	55.2	F		HABILLEMENT, CHAUSSURES
100.0	100.0	100.0	100.0	100.0	100.0	-	100.0	M	617	PRODUITS ALIM.,
.	82.18	81.5	88.6	88.7	84.9	-	65.8	F		BOISSONS, TABAC
-	-	-	-	-	-	-	-	M	617.6	PRODUITS DU
								F		TABAC
100.0	100.0	100.0	100.0	100.0	100.0	-	100.0	M	618	PR. PHARM.,
85.70	54.3	78.6	85.8	87.3	91.3	-	58.4	F		MEDICAM., D'ENTRETIEN
100.00	100.0	100.0	100.0	100.0	100.0	-	100.0	M	618.1	PRODUITS
.	88.48	71.9	88.7	85.3	88.5	-	67.0	F		PHARM.
100.00	100.0	100.0	100.0	100.0	100.0	-	100.0	M	619	AUTRES COMMERCES
84.4	76.8	80.4	88.8	88.7	93.0	-	55.4	F		DE GROS
100.0	100.0	100.0	100.0	100.0	100.0	-	100.0	M	619.1/2	PAPIER, LIVRES,
84.50	74.18	76.9	87.0	87.0	87.1	-	58.2	F		JOURNAUX
100.0	100.0	100.0	100.0	100.0	100.0	-	100.0	M	61	COMMERCE DE GROS
82.1	78.8	88.0	91.8	86.3	86.3	-	68.6	F		
100.0	100.0	100.0	100.0	100.0	100.0	-	100.0	M	641/642	PR. ALIMENTAIRES,
83.20	81.8	73.6	78.2	77.5	86.5	-	64.7	F		BOISSONS, TABAC
100.00	100.0	100.0	100.0	100.0	100.0	-	100.0	M	643	PHARMACIES
79.00	83.4	88.00	82.7	75.2	87.8	-	68.7	F		
100.00	100.0	100.0	100.0	100.0	100.0	-	100.0	M	644	ART. MEDICAM.,
88.40	73.1	75.2	86.8	82.5	82.6	-	65.8	F		PRODUITS D'ENTRETIEN
100.0	100.0	100.0	100.0	100.0	100.00	-	100.0	M	645	ARTICLES
88.30	82.8	88.7	82.1	88.1	82.1	-	54.4	F		D'HABILLEMENT
100.0	100.0	100.0	100.0	100.0	100.0	-	100.0	M	646	CHAUSSURES,
	83.4	81.5	87.4	88.2	87.8	-	57.5	F		MAROQUINERIE
100.00	100.0	100.0	100.0	100.0	100.0	-	100.0	M	647	TISSUS
82.2	87.1	74.8	78.7	77.7	82.7	-	58.4	F		D'AMEUBLEMENT
100.0	100.0	100.0	100.0	100.0	100.0	-	100.0	M	648/649	EQUIPEMENT DU
88.60	86.2	88.8	88.2	83.8	87.4	-	74.1	F		FOYER
100.0	100.0	100.0	100.0	100.0	100.0	-	100.0	M	653	LIVRES, JOURN.,
81.80	74.8	81.4	82.2	88.3	87.8	-	68.6	F		PAPIER, EQ. BUREAU
100.0	100.0	100.0	100.0	100.0	100.0	-	100.0	M	654/655	AUTRES COMMERCES
73.00	87.9	84.3	85.3	84.7	88.6	-	68.8	F		DE DETAIL
100.0	100.0	100.0	100.0	100.0	100.0	-	100.0	M	656	PRODUITS DIVERS
88.70	88.8	78.8	83.8	81.3	87.7	-	68.8	F		NON ALIMENT.
100.0	100.0	100.0	100.0	100.0	100.0	-	100.0	M	64/653-	COMMERCE DE
78.7	81.2	78.8	88.8	78.8	86.8	-	68.1	F	656	DETAIL

TAB.C3

GROSS ANNUAL PAY OF FULL-TIME  
EMPLOYEES :  
MEAN(M) AND COEFFICIENT OF VARIATION  
(CV) ACCORDING TO ACTIVITY,SEX AND  
QUALIFICATION

ACTIVITY	NACE	SEX	QUALIFICATION							TOG. ENS.
			1A	1B	2	3	4	5	(*)	
AGRIC. PRIMARY	611	M	107525	65772	41903	28781	24370	20367	-	36243
PROD., LIVE- STOCK, TEXT.		F	-	55227	37407	25739	20001	16974	-	23537
FUELS, ORES,	612	M	106805	64499	41486	28019	23094	19618	-	33503
INDUSTRIAL CHEMICALS		F	134643	70406	45425	32972	26445	22873	-	41045
TIMBER, BUILDING MATERIALS	613	M	133608	69256	45008	32313	25697	22193	-	38022
		F	115650	60627	39473	28712	24332	20026	-	34412
MACHINERY, EQUIPMENTS, VEHICLES	614	M	86394#	56594	36456	27383	21257	17891	-	25438
FURNITURE, HSEHD. GOODS,		F	113640	60269	39164	28440	23486	19719	-	32692
HARDWARE	615	M	111468	65832	45620	31078	24593	20340	-	40560
TEXTILES, CLOTH- ING, FOOTWR., LEATHERWARE	616	M	91587#	52568	39430	28461	21600	18441	-	26497
FOOD, DRINK, TOBACCO	617	M	109739	64834	45053	30334	23635	19699	-	37327
		F	111256	62517	44479	29455	23555	19541	-	38166
		T	86716#	49013	38260	27068	20857	17401	-	24532
		F	109386	61014	43901	28722	22502	18690	-	34375
		T	110700	65574	50441	30370	23898	19399	-	46034
		F	92308#	49762	34094	25609	20474	16983	-	24157
		T	108549	62017	45897	27484	21707	17798	-	34899
		F	102014	61061	40395	29061	25016	19939	-	33650
		T	101142	59980	39581	28255	23659	18343	-	30209
TOBACCO PRODUCTS	617.6	M	-	-	-	-	-	-	-	-
		F	-	-	-	-	-	-	-	-
		T	-	-	-	-	-	-	-	-
PHARMACEUTICAL, MEDICAL GDS., CLEANING MAT.	618	M	111549	63509	44353	31751	24952	19957	-	38537
PHARMACEUTICALS	618.1	F	99536#	52342	33731	27568	21103	17724	-	23154
		T	110620	61446	42135	29900	22649	18495	-	31056
		M	116074#	62172	46083	31095	25918	21556	-	34936
		F	-	53277#	33365	27892	21358	17987	-	22325
		T	114181#	59971	41552	29537	22932	18617	-	27163
OTHER WHOLESALE DISTRIBUTION	619	M	114647	69588	56024	32637	25519	20466	-	49443
		F	83790#	54854	41306	27894	22063	18385	-	26541
		T	111543	66842	52921	30239	23532	19184	-	39663
PAPER, BOOKS, STATIONERY, NEWSPAPERS	619.1/2	M	129084	71648	59552	36193	26112	21834	-	52100
WHOLESALE TRADE	61	F	75981#	53460#	43722	29389	23302	18827	-	27829
		T	124434	69342	56469	32931	24679	20285	-	43070
		M	111856	64860	44452	30360	24797	20446	-	38056
		F	88312	51969	37633	27690	21278	17422	-	24447
		T	110268	63544	43641	29578	23553	19260	-	34293
FOOD, DRINK, TOBACCO	641/642	M	85902	56552	38227	29851	24896	19735	-	31942
		F	63590#	46124	27255	21650	18554	16557	-	19445
		T	83980	55002	35575	25779	21253	17506	-	25502
DISPENSING CHEMISTS	643	M	87574#	50550	41438	32007	26823	16944	-	38887
		F	74699#	48150	38478#	26428	20257	16228	-	25755
		T	81504#	49542	40221	28518	21503	16376	-	30244
MEDICAL GOODS, COSMETICS, CLEANING MAT.	644	M	102123#	71805	51229	29990	24097	18928	-	42644
CLOTHING	645	M	80635#	52014	34943	24975	21961	18000	-	26333
		F	97197#	67320	43817	27210	22825	17719	-	34004
		T	89470	54388	44569	27852	23959	19148	-	41174
		F	75333#	45938	31785	22714	18399	16363	-	21461
		T	86881	51779	37582	24540	19479	16847	-	27624
FOOTWEAR, LEATHER GOODS	646	M	88870	50176	33698	26699	22793	17775	-	43735
		F	74284#	41820	28525	23110	19681	16126	-	22231
		T	93540	47415	30413	23587	20025	16411	-	27735
FURN. FABRICS, HOUSEHOLD TEXTILES	647	M	106172#	55726	43714	29320	26864	18711	-	42074
		F	-	46882	32309	22959	20046	16050	-	22294
		T	99193#	53769	39397	25625	22494	16655	-	31095
HOUSEHOLD FITMENTS, APPLIANCES	648/649	M	97155	57698	41296	29895	25070	19810	-	34195
BOOKS, NEWSPRS., STATIONERY, OFFICE SUPPS.	653	F	57105#	48848	36242	26181	21246	17157	-	24471
OTHER RETAIL DISTRIBUTION	654/655	M	92704	55966	40319	28753	23900	18611	-	31326
		F	95593	63990	48890	29644	24476	20786	-	42587
		T	68251#	48633	36529	26408	21456	17432	-	26423
		M	91009	59288	43077	27768	22579	18554	-	33834
		F	45630	55266	39486	29810	24989	18922	-	36843
		T	67374#	46604	31437	25684	20513	17868	-	24195
VARIOUS NON-FOOD PRODUCTS	656	M	91010	53377	37326	27892	23106	18394	-	31892
		F	86983	52789	35831	27515	23579	19767	-	32660
		T	74965#	42429	27424	22364	18356	16801	-	21100
		M	85053	48129	31150	23835	19701	17433	-	24676
RETAIL TRADE	64/653- 656	F	92222	56062	39491	29461	24750	19657	-	34074
		T	69070	44996	29679	22782	18979	16676	-	21110
		F	88805	53050	36188	25911	21351	17563	-	27135

TAB.C3

REMUNERATION ANNUELLE BRUTE  
DES SALARIES A TEMPS PLEIN:  
MOYENNE(M) ET COEFFICIENT DE  
VARIATION(CV) SELON L'ACTIVITE,  
LE SEXE ET LA QUALIFICATION

CV

QUALIFICATION								S E X E	NACE	ACTIVITE
1A	1B	2	3	4	5	(*)	TOG. ENS.			
52.2	38.7	41.8	23.0	23.8	21.8	-	81.2	M	611	MAT. PREM. AGR.,
	38.2	39.1	26.8	23.7	20.1	-	53.2	F		ANIMAUX,
52.1	38.1	41.8	24.3	25.3	22.7	-	81.2	T		TEXTILES
50.1	34.5	34.7	20.3	21.8	22.9	-	71.8	M	612	COMBUSTIBLES,
	38.0	24.1	28.8	22.7	22.5	-	38.8	F		MINERAIS,
50.0	35.3	33.8	20.7	22.4	23.6	-	70.8	T		PR. CHIMIQUES
74.0	44.4	34.4	21.6	21.5	21.7	-	92.1	M	613	BOIS, MATERIAUX
50.40	45.3	34.3	26.0	22.3	23.5	-	57.3	F		DE CONSTR.
74.5	44.5	34.4	22.6	22.5	22.3	-	89.8	T		
43.1	38.5	39.8	23.1	24.7	25.2	-	68.6	M	614	MACHINES,
63.30	28.8	31.0	22.4	24.1	18.8	-	58.8	F		VEHICULES
44.9	38.5	39.5	23.3	25.3	24.2	-	78.8	T		
50.1	38.8	44.1	24.1	22.6	21.8	-	71.8	M	615	MEUBLES,
46.20	24.1	38.7	22.8	23.3	17.2	-	49.3	F		ART. MENAGERS
50.4	37.9	43.8	24.1	23.6	21.1	-	72.5	T		QUINCAILLERIE
48.5	45.4	60.6	24.6	26.2	28.3	-	81.2	M	616	TEXTILE,
48.00	33.8	48.7	28.3	27.3	19.5	-	58.5	F		HABILLEMENT,
48.8	45.4	61.8	28.8	28.0	24.3	-	86.5	T		CHAUSSURES,
51.5	43.8	42.2	24.3	24.0	22.4	-	74.4	M	617	PRODUITS ALIM.,
	52.80	34.5	24.8	23.4	17.5	-	52.7	F		BOISSONS,
51.8	44.8	42.2	25.8	25.7	22.7	-	75.4	T		TABAC
								M	617.6	PRODUITS DU
								F		TABAC
								T		
48.7	34.8	44.8	31.3	22.8	24.2	-	72.8	M	618	PR. PHARM.,
38.80	32.8	27.4	23.7	22.8	19.5	-	44.8	F		MEDICAM.,
48.2	34.6	44.2	28.8	24.3	22.3	-	73.2	T		D'ENTRETIEN
43.20	31.8	27.7	28.8	22.7	26.8	-	65.8	M	618.1	PRODUITS
	38.80	28.2	24.2	22.4	18.8	-	38.3	F		PHARM.
43.10	32.3	31.3	27.8	24.6	22.3	-	61.8	T		
48.1	44.4	53.8	35.4	24.4	24.4	-	77.1	M	619	AUTRES COMMERCE
54.80	35.2	47.1	24.3	24.7	20.3	-	58.2	F		DE GROS
50.3	44.4	54.6	32.2	25.6	22.8	-	82.2	T		
47.8	38.7	48.4	44.3	22.7	20.7	-	77.7	M	619.1/2	PAPIER, LIVRES,
37.80	33.10	34.3	21.7	22.1	18.4	-	48.4	F		JOURNAUX
48.4	39.5	48.6	39.8	23.2	21.1	-	81.6	T		
53.2	38.6	43.1	24.1	23.7	23.6	-	75.3	M	61	COMMERCE DE GROS
54.5	37.3	38.1	24.1	24.2	28.8	-	52.7	F		
53.6	48.8	42.8	24.4	24.8	23.8	-	75.8	T		
47.3	38.1	37.8	23.3	24.5	21.5	-	54.1	M	641/642	PR. ALIMENTAIRES,
32.40	23.5	38.8	28.2	28.4	16.6	-	34.4	F		BOISSONS,
47.4	35.8	48.2	38.8	27.4	28.4	-	58.4	T		TABAC
48.80	27.7	28.7	23.8	27.8	18.4	-	58.8	M	643	PHARMACIES
44.30	28.6	48.20	25.1	22.1	15.8	-	68.8	F		
48.70	28.1	37.8	26.4	26.6	16.5	-	63.8	T		
50.40	44.8	48.6	22.7	21.8	23.2	-	74.7	M	644	ART. MEDICAM.,
38.50	33.8	27.8	28.8	28.8	18.1	-	58.6	F		PRODUITS
48.80	45.6	48.8	27.8	28.4	28.8	-	74.2	T		D'ENTRETIEN
52.2	37.8	58.5	28.8	24.1	27.8	-	76.2	M	645	ARTICLES
48.80	33.4	48.2	23.7	23.6	20.7	-	53.1	F		D'HABILLEMENT
51.2	37.5	55.7	24.7	26.4	23.4	-	78.3	T		
46.6	37.1	37.8	23.6	27.1	26.8	-	76.8	M	646	CHAUSSURES,
51.20	33.2	34.8	24.6	28.1	24.8	-	52.7	F		MARQUINERIE
48.1	33.3	37.3	25.8	28.4	24.7	-	78.8	T		
84.80	32.3	33.8	19.5	25.8	18.8	-	82.4	M	647	TISSUS
	24.2	42.5	28.2	22.3	21.7	-	45.8	F		D'AMEUBLEMENT
88.80	31.8	38.6	27.8	28.8	22.2	-	84.3	T		
48.8	45.5	48.4	28.7	25.2	24.8	-	68.8	M	648/649	EQUIPEMENT DU
37.80	38.6	48.5	28.7	27.3	21.5	-	48.8	F		Foyer
48.8	44.8	48.8	38.3	28.8	24.7	-	68.8	T		
53.8	45.8	62.7	22.5	23.3	28.5	-	78.8	M	653	LIVRES, JOURN.,
43.80	33.5	42.8	23.8	28.1	21.2	-	52.8	F		PAPIER,
38.4	45.8	58.2	24.8	25.6	28.1	-	77.3	T		ED. BUREAU
51.8	38.8	42.7	24.8	22.3	24.8	-	78.5	M	654/655	AUTRES COMMERCE
41.40	33.8	35.5	28.2	28.3	25.8	-	53.7	F		DE DETAIL
52.7	38.8	42.7	28.4	25.6	25.1	-	78.5	T		
41.5	35.3	38.7	18.8	21.3	23.5	-	58.8	M	656	PRODUITS DIVERS
33.80	23.2	27.1	23.1	18.8	18.1	-	48.1	F		NON ALIMENT.
48.8	34.1	32.4	23.8	24.7	24.3	-	85.4	T		
41.1	38.1	38.3	27.4	22.8	18.8	-	44.8	M	64/653-	COMMERCE DE
58.8	38.1	44.8	28.8	27.4	21.8	-	65.8	F	656	DETAIL

TAB.C4

INDEX OF MEAN GROSS ANNUAL PAY OF FULL-TIME EMPLOYEES ACCORDING TO ACTIVITY, SEX AND QUALIFICATION ( PAY OF ALL FULL-TIME EES. = 100 )

INDICE DE LA REMUNERATION ANNUELLE BRUTE MOYENNE DES SALARIES A TEMPS PLEIN SELON L ACTIVITE, LE SEXE ET LA QUALIFICATION ( REM. DE L ENS. DES SAL. A TEMPS PLEIN = 100 )

ACTIVITY	NACE	SEX	QUALIFICATION							TOG. ENS.
			1A	1B	2	3	4	5	(*)	
AGRIC. PRIMARY PROD., LIVE-STOCK, TEXT.	611	M	296.7	181.5	115.6	79.4	67.2	56.2	-	100.0
FUELS, ORES, INDUSTRIAL CHEMICALS	612	M	318.8	192.5	123.8	83.6	68.9	58.6	-	100.0
TIMBER, BUILDING MATERIALS	613	M	328.0	171.5	110.7	80.3	64.4	55.7	-	100.0
MACHINERY, EQUIPMENTS, VEHICLES	614	M	351.4	182.1	118.4	85.0	67.6	58.4	-	100.0
FURNITURE, HSEHD. GOODS, HARDWARE	615	M	336.1	176.2	114.7	83.4	70.7	58.2	-	100.0
TEXTILES, CLOTHING, FOOTWR., LEATHERWARE	616	M	339.6#	222.5	143.3	107.6	83.6	70.3	-	100.0
FOOD, DRINK, TOBACCO	617	M	347.6	184.4	119.8	87.0	71.8	60.3	-	100.0
TOBACCO PRODUCTS	617.6	M	274.8	162.3	112.5	76.6	60.6	50.1	-	100.0
PHARMACEUTICAL, MEDICAL GDS., CLEARING MAT.	618	M	345.7#	198.4	148.8	107.4	81.5	69.6	-	100.0
PHARMACEUTICALS	618.1	M	294.0	173.7	120.7	81.3	63.3	52.8	-	100.0
OTHER WHOLESALE DISTRIBUTION	619	M	291.5	163.8	116.5	77.2	61.7	51.2	-	100.0
PAPER, BOOKS, STATIONERY, NEWSPAPERS	619.1/2	M	353.5#	199.8	156.0	110.3	85.0	70.9	-	100.0
WHOLESALE TRADE	61	M	318.2	177.5	127.7	83.6	65.5	54.4	-	100.0
FOOD, DRINK, TOBACCO	641/642	M	240.5	142.4	109.6	66.0	51.9	42.1	-	100.0
DISPENSING CHEMISTS	643	M	382.1#	206.0	141.1	106.0	84.8	70.3	-	100.0
MEDICAL GOODS, COSMETICS, CLEANING MAT.	644	M	310.2	177.2	131.1	78.5	62.0	50.9	-	100.0
CLOTHING	645	M	303.2	181.5	120.0	86.4	74.3	59.3	-	100.0
FOOTWEAR, LEATHER GOODS	646	M	334.8	235.5#	155.6	121.0	94.8	78.1	-	100.0
FURN. FABRICS, HOUSEHOLD TEXTILES	647	M	-	-	-	-	-	-	-	100.0
HOUSEHOLD FITMENTS, APPLIANCES	648/649	M	289.5	164.8	115.1	82.4	64.7	51.8	-	100.0
BOOKS, NEWSPPRS., STATIONERY, OFFICE SUPPS.	653	M	429.9#	226.1	145.7	119.1	81.1	76.5	-	100.0
OTHER RETAIL DISTRIBUTION	654/655	M	356.2	197.9	135.7	96.3	72.9	59.6	-	100.0
VARIOUS NON-FOOD PRODUCTS	656	M	332.3#	178.0	131.9	89.0	74.2	61.7	-	100.0
RETAIL TRADE	64/653-656	M	-	-	-	-	-	-	-	100.0

TAB.C4

INDEX OF MEAN GROSS  
ANNUAL PAY OF FULL-TIME  
FEMALE EMPLOYEES  
ACCORDING TO ACTIVITY  
AND QUALIFICATION

( PAY OF FULL-TIME MALE = 100 )

INDICE DE LA REMUNERATION  
ANNUELLE BRUTE MOYENNE DES  
SALARIES FEMININS A TEMPS PLEIN  
SELON L'ACTIVITE  
ET LA QUALIFICATION

( REM. DES SAL. MASC. A TEMPS PLEIN = 100 )

QUALIFICATION								SEX	NACE	ACTIVITE
1A	1B	2	3	4	5	(*)	100. ENS.			
100.0	100.0	100.0	100.0	100.0	100.0	-	100.0	M	611	MAT. PRÉM. AGR.,
	84.0	89.3	89.4	82.1	83.3	-	64.0	F		ANIMAUX,
100.0	100.0	100.0	100.0	100.0	100.0	-	100.0	M	612	TEXTILES,
	77.0	92.6	93.0	91.6	87.1	-	88.5	F		COMBUSTIBLES,
100.0	100.0	100.0	100.0	100.0	100.0	-	100.0	M	613	PR. CHIMIQUES
74.70	93.3	92.4	95.4	87.4	89.3	-	73.9	F		BOIS, MATERIAUX
100.0	100.0	100.0	100.0	100.0	100.0	-	100.0	M	614	DE CONSTR.
82.20	79.9	86.4	91.6	87.8	90.7	-	65.3	F		MACHINES,
100.0	100.0	100.0	100.0	100.0	100.0	-	100.0	M	615	VEHICULES
77.90	78.4	86.0	91.9	88.5	89.1	-	64.3	F		MEUBLES,
100.0	100.0	100.0	100.0	100.0	100.0	-	100.0	M	616	ART. MENAGERS
83.40	75.9	87.6	84.3	85.7	87.5	-	52.5	F		QUINCAILLERIE
100.0	100.0	100.0	100.0	100.0	100.0	-	100.0	M	617	TEXTILE,
	82.00	81.9	88.5	80.6	83.2	-	63.2	F		HABILLEMENT,
-	-	-	-	-	-	-	-	M	617.6	CHAUSSURES
								F		PRODUITS ALIM.,
100.0	100.0	100.0	100.0	100.0	100.0	-	100.0	M	618	BOISSONS,
89.20	82.4	78.1	88.0	84.6	88.0	-	60.1	F		TABAC
100.00	100.0	100.0	100.0	100.0	100.0	-	100.0	M	618.1	PRODUITS DU
	85.70	72.4	89.7	82.4	83.4	-	63.9	F		TABAC
100.0	100.0	100.0	100.0	100.0	100.0	-	100.0	M	619	PR. PHARM.,
73.10	78.8	73.7	85.5	88.5	89.8	-	53.7	F		MEDICAMENTS,
100.0	100.0	100.0	100.0	100.0	100.0	-	100.0	M	619.1/2	D'ENTRETIEN
58.90	74.60	73.4	81.2	89.2	86.2	-	53.4	F		PHARM.
100.0	100.0	100.0	100.0	100.0	100.0	-	100.0	M	61	autres commerces
78.0	88.1	84.7	91.2	85.8	85.2	-	64.2	F		de gros
100.0	100.0	100.0	100.0	100.0	100.0	-	100.0	M	641/642	PAPIER, LIVRES,
74.00	81.6	71.3	72.5	74.5	83.0	-	60.9	F		JOURNEAUX
100.00	100.0	100.0	100.0	100.0	100.0	-	100.0	M	643	commerce de gros
85.30	85.3	92.90	82.8	75.5	85.8	-	66.2	F		
100.00	100.0	100.0	100.0	100.0	100.0	-	100.0	M	644	PR. ALIMENTAIRES,
79.00	72.4	68.2	83.3	91.1	95.1	-	81.0	F		BOISSONS,
100.0	100.0	100.0	100.0	100.0	100.0	-	100.0	M	645	TABAC
84.20	84.3	71.3	81.6	76.8	85.5	-	52.1	F		PHARMACIES
100.0	100.0	100.0	100.0	100.0	100.0	-	100.0	M	646	ART. MEDICAX,
75.10	83.3	84.7	88.6	86.3	90.7	-	58.0	F		PRODUITS
100.00	100.0	100.0	100.0	100.0	100.0	-	100.0	M	647	D'ENTRETIEN
	84.1	73.9	78.3	74.6	85.8	-	53.0	F		ARTICLES
100.0	100.0	100.0	100.0	100.0	100.0	-	100.0	M	648/649	D'HABILLEMENT
58.00	84.7	87.8	87.6	84.7	86.6	-	71.6	F		CHAUSSURES,
100.0	100.0	100.0	100.0	100.0	100.0	-	100.0	M	653	MARQUINERIE
71.40	78.8	74.7	89.1	87.7	83.8	-	62.0	F		TISSUS
100.0	100.0	100.0	100.0	100.0	100.0	-	100.0	M	654/655	D'AMEUBLEMENT
78.50	84.3	79.6	86.2	82.1	94.4	-	65.7	F		EQUIPEMENT DU
100.0	100.0	100.0	100.0	100.0	100.0	-	100.0	M	656	FOYER
86.20	80.4	76.5	81.3	77.8	85.0	-	84.6	F		LIVRES, JOURN.,
100.0	100.0	100.0	100.0	100.0	100.0	-	100.0	M	64/653-	PAPIER,
74.0	80.3	75.2	77.3	76.7	84.8	-	82.0	F	656	EQ. BUREAU
										autres commerces
										de detail
										PRODUITS DIVERS
										NON ALIMENT.
										commerce de
										detail

TAB.C5

FULL-TIME EMPLOYEES ACCORDING TO GROSS MONTHLY PAY (CORRECTED), BY ACTIVITY, SEX AND QUALIFICATION

( % )

ACTIVITY	NACE	Q U A L I F I C A T I O N	S E X	GROSS MONTHLY PAY (CORRECTED)													
				(NAT. CURRENCY - UNITS)													
				< 1250	1250 1499	1500 1749	1750 1999	2000 2249	2250 2499	2500 2749	2750 2999	3000 3249	3250 3499	3500 3749	3750 3999	4000 4249	4250 4499
AGRIC. PRIMARY PROD., LIVE-STOCK, TEXT.	611	1A	M	-	-	-	-	-	-	-	-	1.8	1.4	2.6	0.6	3.3	0.9
			F	-	-	-	-	-	-	-	-	-	-	-	-	-	-
		1B	M	-	-	-	-	-	0.8	1.7	2.8	1.8	1.3	2.5	0.6	3.6	0.9
			F	-	-	-	-	-	-	10.4	6.0	4.1	5.7	18.9	-	10.5	-
		2	M	-	0.6	1.0	4.2	7.8	7.6	9.4	8.5	10.9	8.0	7.4	5.8	5.3	6.3
			F	-	-	3.5	1.7	15.9	12.8	7.1	10.0	12.7	7.4	5.6	3.1	6.5	-
		3	M	0.5	1.8	7.8	13.7	17.5	17.9	13.4	11.1	6.4	3.7	3.3	1.2	0.4	0.6
			F	1.8	4.9	12.9	23.5	16.5	13.6	12.7	5.9	2.8	1.9	1.9	0.8	-	-
		4	M	0.8	2.6	9.0	16.1	17.3	16.9	13.2	9.9	5.5	3.2	3.0	1.1	0.5	0.5
			F	1.2	6.6	18.1	24.6	18.9	12.9	8.0	4.9	1.8	1.2	1.0	0.6	-	0.2
		5	M	4.5	23.2	33.7	19.1	9.1	5.4	3.3	0.5	0.8	0.4	-	-	-	-
			F	2.2	11.5	22.7	22.9	16.0	10.7	6.6	3.6	1.5	0.9	0.7	0.5	-	0.1
T	M	4.9	21.0	29.5	20.2	14.7	5.7	2.4	0.6	0.6	-	0.2	-	-	-		
	F	15.4	36.5	35.1	7.4	3.4	2.2	-	-	-	-	-	-	-	-		
FUELS, ORES, INDUSTRIAL CHEMICALS	612	1A	M	7.2	24.4	30.7	17.4	12.2	4.9	1.9	0.5	0.4	-	0.2	-	-	
			F	1.6	7.2	14.0	15.5	13.5	9.7	6.9	5.1	3.9	2.6	1.9	1.6	1.5	
		1B	M	6.0	20.6	27.1	15.5	9.2	6.4	4.7	2.0	1.8	1.1	0.9	1.1	0.6	
			F	2.5	10.2	16.8	15.5	12.6	8.9	6.5	4.4	3.5	2.3	2.2	1.7	1.3	
		2	M	-	-	-	-	-	-	0.7	-	-	-	1.2	-	-	0.8
			F	-	-	-	-	-	-	0.4	0.3	1.3	1.7	3.2	3.9	5.1	5.0
		3	M	-	-	-	-	-	-	0.4	0.5	1.6	2.1	3.3	3.7	4.3	5.9
			F	-	-	-	-	-	-	0.4	0.5	1.6	2.1	3.3	3.7	4.3	5.9
		4	M	-	1.2	1.6	1.2	0.9	4.4	4.2	7.2	13.9	9.2	15.4	10.8	5.3	9.5
			F	-	0.1	0.8	1.1	2.8	3.5	4.7	8.1	10.7	9.9	11.5	9.6	8.0	5.8
		5	M	0.3	1.5	3.6	5.4	12.4	14.5	16.4	17.4	12.7	8.5	4.2	2.0	1.0	-
			F	0.1	0.6	2.4	4.4	10.7	14.5	15.0	16.8	13.2	8.2	6.6	3.4	2.2	0.9
T	M	0.1	2.1	8.2	19.0	20.8	18.1	13.9	8.3	4.5	2.6	1.3	0.5	0.4	-		
	F	0.8	5.8	16.3	22.2	18.7	15.5	11.3	4.6	2.6	0.8	0.7	0.3	0.3	0.1		
TIMBER, BUILDING MATERIALS	613	1A	M	0.4	3.4	8.0	12.0	12.1	10.9	9.3	7.7	6.1	4.4	4.1	2.9	2.5	
			F	-	-	-	-	-	-	-	-	-	-	-	-	-	
		1B	M	-	-	-	-	0.4	0.8	2.0	3.8	4.8	12.2	4.9	16.3	6.2	6.8
			F	-	-	-	-	0.4	0.9	2.1	5.3	5.5	5.2	9.6	7.2	6.8	
		2	M	-	0.7	1.1	2.9	6.2	7.7	12.2	11.4	13.6	7.1	8.5	6.6	5.5	
			F	-	-	5.2	5.4	12.6	8.3	11.9	12.2	8.3	8.1	11.4	1.0	4.4	
		3	M	-	0.6	1.5	3.1	8.6	7.7	12.2	11.5	13.1	7.2	8.7	6.0	5.4	
			F	-	4.4	7.7	20.6	16.3	16.4	12.0	9.3	5.4	4.5	2.4	2.3	0.3	
		4	M	-	1.5	6.0	13.2	15.8	17.5	15.5	10.5	6.2	4.8	2.3	2.1	0.3	
			F	0.2	3.8	17.0	24.2	22.2	15.5	8.7	4.4	1.6	1.3	0.5	0.3	0.1	
		5	M	1.6	17.0	34.3	23.1	13.8	7.9	2.8	0.8	0.7	1.0	-	-	-	
			F	0.6	7.5	21.9	23.1	19.8	13.4	7.1	3.4	1.4	1.2	0.4	0.2	0.1	
T	M	2.9	21.9	34.7	20.8	11.1	3.8	2.8	0.9	0.6	0.1	0.1	0.2	-			
	F	13.9	37.1	29.0	10.6	5.5	2.2	1.6	-	-	-	-	-	-			
MACHINERY, EQUIPMENTS, VEHICLES	614	1A	M	4.6	24.3	33.8	19.2	10.2	3.6	2.6	0.8	0.5	0.1	0.1	0.1		
			F	0.7	6.4	14.5	15.2	14.9	10.5	8.4	5.6	4.0	2.8	2.5	2.1		
		1B	M	3.2	16.1	25.0	17.0	12.2	8.4	5.0	3.1	2.3	2.0	1.5	0.5		
			F	1.2	8.3	16.6	15.6	14.4	10.1	7.7	5.1	3.7	2.7	2.3	1.8		
		2	M	-	-	-	-	0.4	0.2	0.2	0.5	1.3	0.7	2.0	1.2		
			F	-	-	-	-	0.3	0.2	0.2	0.7	1.6	0.8	2.3	1.2		
		3	M	-	-	-	-	0.4	1.1	1.6	2.3	3.7	4.7	5.4	4.8		
			F	-	-	-	-	0.4	1.1	1.6	2.3	3.7	4.7	5.4	4.8		
		4	M	-	0.6	1.3	2.2	5.6	5.5	8.7	8.3	9.8	8.5	8.5	6.1		
			F	-	-	2.3	2.7	5.5	6.9	7.9	10.6	12.3	10.2	10.0	10.8		
		5	M	0.5	1.1	3.3	8.0	15.9	16.1	15.3	12.7	9.1	7.6	4.0	3.2		
			F	0.3	3.1	6.6	12.0	15.7	16.3	14.9	11.7	10.7	5.1	1.9	0.5		
T	M	0.4	1.7	4.2	9.1	15.8	16.1	15.2	12.4	9.6	6.9	3.4	2.5				
	F	0.6	6.7	17.7	21.8	20.0	13.7	8.4	4.4	2.5	2.2	0.9	0.4				
AGRIC. PRIMARY PROD., LIVE-STOCK, TEXT.	611	1A	M	4.9	23.1	31.0	17.3	10.5	5.6	2.9	2.3	1.2	0.7	0.2			
			F	6.8	35.3	26.2	18.6	8.6	2.8	1.1	0.4	-	-	-			
		1B	M	5.6	27.1	29.4	17.7	9.9	4.7	2.3	1.7	0.8	0.5	0.1			
			F	0.8	4.9	9.8	10.7	11.7	9.2	7.9	6.0	5.3	4.6	3.7	2.8		
		2	M	2.3	15.8	18.0	16.6	12.3	9.4	6.7	4.7	4.1	2.4	1.6	1.1		
			F	1.1	7.5	11.7	12.1	11.8	9.3	7.6	5.7	5.0	4.1	3.2	2.4		



TAB.C5

SALARIES A TEMPS PLEIN SELON LA  
REMUNERATION MENSUELLE BRUTE (CORRIGEE)  
PAR ACTIVITE, SEXE ET QUALIFICATION

( x )

REMUNERATION MENSUELLE BRUTE CORRIGEE (UNITES MONETAIRES NAT.)															SEXE	QUALIFICATION	RACE	ACTIVITE
4500	4750	5000	5250	5500	5750	6000	6250	6500	6750	7000	7250	>=	ENS.	TOG.				
2.3	0.7	5.7	3.3	4.4	3.2	2.1	2.6	2.8	0.6	4.2		56.5	100.0	M	1A	611	MAT. PREM. AGR., ANIMAUX, TEXTILES	
2.2	1.1	5.5	3.2	4.3	3.1	2.0	2.9	2.5	0.8	4.1	0.0	56.0	100.0	F				
6.0	4.8	4.2	4.7	4.5	3.4	3.2	3.1	2.0	1.8	3.7	2.0	18.7	100.0	M				
5.6	5.6	6.4		4.1	2.7	6.3						7.8	100.0	F				
5.9	4.8	4.5	4.1	4.5	3.3	3.8	2.7	1.8	1.8	3.2	1.8	17.3	100.0	M				
2.5	2.4	1.8	1.1	2.1	0.8	0.7	1.2	0.7		0.4	0.0	2.3	100.0	F				
2.7		1.8										3.5	100.0	M				
2.5	2.3	1.8	1.8	2.0	0.8	0.8	1.1	0.7		0.4	0.7	2.4	100.0	F				
0.2													100.0	M				
													100.0	F				
													100.0	M				
													100.0	F				
													100.0	M				
													100.0	F				
1.0	0.7	0.9	0.7	0.9	0.6	0.5	0.6	0.4	0.2	0.8	0.3	5.1	100.0	M				
0.4	0.4	0.3		0.2	0.2	0.2						0.7	100.0	F				
0.8	0.7	0.8	0.8	0.8	0.5	0.4	0.5	0.3	0.2	0.4	0.3	4.1	100.0	M				
1.1		1.2	1.7		0.8	2.5	3.2	1.3	2.7	3.9	2.5	74.8	100.0	F				
1.1		1.1	2.1	0.7	0.8	2.9	3.2	1.3	2.7	3.8	2.5	73.8	100.0	M				
4.6	5.1	5.5	6.3	6.3	5.1	5.8	5.3	2.4	3.3	2.5	3.4	28.2	100.0	F				
4.5	3.8	3.8	4.8	5.0		5.3	1.8					7.2	100.0	M				
4.8	4.8	5.4	6.2	6.2	4.8	5.7	5.1	2.3	3.1	2.5	3.2	18.2	100.0	F				
6.8	5.1	3.7	2.3	1.8	0.8	0.4	1.0	0.4	0.4	0.2	0.7	2.1	100.0	M				
3.5	4.3	3.8	2.4										100.0	F				
5.7	5.8	3.7	2.4	1.5	0.7	0.4	0.9	0.3	0.4	0.1	0.6	1.8	100.0	M				
0.8	0.5	0.1											100.0	F				
0.8	0.3	0.1											100.0	M				
													100.0	F				
													100.0	M				
													100.0	F				
													100.0	M				
													100.0	F				
1.8	1.8	1.5	1.3	1.1	0.8	0.8	1.0	0.4	0.8	0.5	0.7	5.6	100.0	M				
0.4	0.5	0.4	0.4	0.2	0.2	0.2	0.1		0.1			0.2	100.0	F				
1.8	1.4	1.2	1.1	0.9	0.7	0.8	0.8	0.3	0.5	0.4	0.5	4.3	100.0	M				
2.8	2.2	3.9	3.5	2.2	2.7	1.9	2.3	2.8	2.5	4.7	1.4	52.8	100.0	F				
0.2										9.8		35.4	100.0	M				
3.2	2.3	3.6	3.3	2.3	2.5	2.0	2.5	2.8	2.5	5.1	1.3	51.5	100.0	F				
7.8	5.2	4.3	3.8	4.0	3.5	3.6	1.8	2.4	2.2	0.8	1.0	8.4	100.0	M				
7.3		2.9	2.8			5.1						13.8	100.0	F				
7.7	4.7	4.2	3.8	3.8	3.4	3.8	1.8	2.2	2.8	0.8	0.8	8.8	100.0	M				
1.9	1.8	1.8	1.8	1.8	0.3	0.5	0.3	0.5	0.2			1.1	100.0	F				
1.8	1.8	1.8	1.8	2.1	0.3	0.5	0.2	0.5	0.2			1.8	100.0	M				
													100.0	F				
													100.0	M				
													100.0	F				
													100.0	M				
													100.0	F				
													100.0	M				
													100.0	F				
													100.0	M				
													100.0	F				
1.8	0.8	0.8	0.8	0.7	0.4	0.4	0.3	0.4	0.3	0.3	0.1	3.4	100.0	M				
0.4	0.1	0.2	0.2	0.3	0.1	0.2	0.1			0.1		1.8	100.0	F				
0.9	0.7	0.6	0.5	0.6	0.4	0.4	0.2	0.3	0.3	0.3	0.1	2.9	100.0	M				
2.8	1.7	3.7	2.8	2.5	2.2	3.8	1.8	2.7	1.8	4.8	2.2	58.4	100.0	F				
2.7	4.8	7.7	4.7	2.7		10.7		2.5				32.2	100.0	M				
2.6	4.8	4.8	2.2	2.5	2.8	4.5	1.8	2.7	1.8	3.8	2.1	56.2	100.0	F				
0.2	0.8	7.3	4.7	6.8	4.5	3.8	3.8	2.8	1.8	2.8	1.7	14.2	100.0	M				
7.8	6.3	2.8	2.3	3.8	2.8	3.5	1.8	3.7	2.1	0.8	0.8	3.3	100.0	F				
6.3	6.8	6.8	4.5	5.8	4.4	3.5	3.4	2.8	1.8	1.8	1.7	13.4	100.0	M				
4.8	3.1	2.7	2.1	1.4	1.1	1.3	0.8	0.8	0.8	0.5	0.4	4.8	100.0	F				
1.8	3.3	0.8	0.7	1.3	0.8							8.5	100.0	M				
4.8	3.1	2.5	2.0	1.4	1.0	1.2	0.8	0.8	0.5	0.5	0.4	3.7	100.0	F				
0.2	0.3	0.3	0.1	0.1								0.1	100.0	M				
		0.3											100.0	F				
0.2	0.2	0.2	0.1	0.1								0.1	100.0	M				
0.8	0.8	0.8	0.8	0.8	0.8				0.8			0.1	100.0	F				
													100.0	M				
0.8	0.8	0.8	0.8	0.8	0.8				0.8			0.8	100.0	F				
													100.0	M				
													100.0	F				
													100.0	M				
													100.0	F				
2.1	1.8	1.8	1.2	1.2	0.8	0.8	0.8	0.7	0.4	0.8	0.4	5.3	100.0	M				
0.5	0.5	0.3	0.3	0.3	0.1	0.3	0.1	0.2	0.1	0.1	0.1	0.8	100.0	F				
1.7	1.4	1.4	1.8	1.8	0.8	0.8	0.8	0.6	0.4	0.4	0.3	4.2	100.0	M				

TAB.C5

FULL-TIME EMPLOYEES ACCORDING TO GROSS MONTHLY PAY (CORRECTED), BY ACTIVITY, SEX AND QUALIFICATION

( 2 )

ACTIVITY	NACE	QUALIFICATION	SEX	GROSS MONTHLY PAY (CORRECTED)															
				(NAT. CURRENCY - UNITS)															
				< 1250	1250 1499	1500 1749	1750 1999	2000 2249	2250 2499	2500 2749	2750 2999	3000 3249	3250 3499	3500 3749	3750 3999	4000 4249	4250 4499		
FURNITURE, HSEND. GOODS, HARDWARE	615	1A	M	-	-	-	-	-	-	1.1	-	-	1.7	-	0.6	1.4	1.7		
			F	-	-	-	-	-	-	-	-	-	-	-	-	-	-	-	
		1B	M	-	-	-	-	0.3	0.6	1.6	2.6	4.1	6.4	6.8	14.0	14.0	14.0	14.0	14.0
			F	-	-	-	-	-	-	-	-	-	-	-	-	-	-	-	-
		2	M	-	0.3	1.7	2.4	6.6	8.8	9.2	9.5	8.1	9.2	7.6	6.0	4.4	5.1	5.1	5.1
			F	-	-	-	-	-	-	-	-	-	-	-	-	-	-	-	-
		3	M	-	0.3	1.8	2.7	7.0	8.8	9.4	9.8	8.3	9.2	7.4	5.8	4.4	5.0	5.0	5.0
			F	-	-	-	-	-	-	-	-	-	-	-	-	-	-	-	-
		4	M	0.4	8.2	20.6	23.8	19.0	12.4	8.1	3.6	1.6	1.1	0.6	0.2	0.1	0.1	0.1	0.1
			F	2.7	19.4	31.8	20.7	11.7	7.2	3.4	1.9	0.5	0.3	0.2	0.1	-	-	-	-
		5	M	1.3	12.8	25.2	22.5	16.0	10.3	6.2	2.9	1.1	0.8	0.4	0.2	0.0	0.0	0.0	0.0
			F	4.6	27.6	33.8	19.0	8.4	3.3	1.4	0.9	0.8	0.2	-	-	-	-	-	-
T	M	6.2	33.6	33.4	15.4	6.6	2.5	1.0	0.6	0.5	0.1	-	-	-	-	-	-		
	F	0.7	6.2	11.9	12.1	11.9	9.6	7.6	5.7	4.4	4.0	3.6	2.6	2.0	2.2	2.2	2.2		
TEXTILES, CLOTHING, FOOTWR., LEATHERWARE	616	1A	M	3.0	18.6	24.8	15.3	11.5	8.3	5.3	3.4	2.5	1.8	0.8	1.0	0.6	0.6		
			F	1.4	9.8	15.7	13.1	11.8	9.2	6.9	5.0	3.8	3.3	2.8	2.1	1.6	1.7	1.7	
		1B	M	-	-	-	-	-	-	-	-	10.3	-	-	4.1	-	7.7	-	
			F	-	-	-	-	-	-	-	-	1.0	2.6	1.6	2.0	-	2.3	1.3	
		2	M	-	-	-	-	0.6	-	-	-	3.0	3.0	3.2	2.4	5.8	4.1	7.1	7.1
			F	-	-	-	-	-	2.5	6.0	8.3	19.5	2.1	6.2	6.5	7.9	6.1	6.1	6.1
		3	M	-	1.9	3.3	3.4	6.3	4.2	7.1	8.5	7.2	8.0	5.7	4.9	4.3	4.2	4.2	4.2
			F	-	2.1	6.1	7.0	12.2	9.8	13.3	10.5	9.1	5.2	5.3	4.7	4.2	3.4	3.4	3.4
		4	M	2.0	0.9	6.7	8.2	14.7	15.6	16.9	10.0	8.6	4.4	4.9	2.9	1.2	-	-	-
			F	1.0	8.3	11.5	12.6	18.4	16.0	12.1	8.6	6.0	3.5	1.1	0.6	0.3	-	-	-
		5	M	1.4	5.4	9.6	10.8	16.9	15.8	14.0	9.2	7.0	3.9	2.6	1.5	0.7	0.2	0.2	0.2
			F	1.6	9.0	20.5	22.0	17.4	10.6	6.6	5.2	2.8	1.5	0.6	0.7	0.4	0.8	0.8	0.8
T	M	7.1	22.2	25.6	17.8	12.1	6.7	3.4	2.4	1.2	0.4	0.6	0.4	-	-	-	-		
	F	5.1	17.4	23.7	19.3	14.0	8.1	4.5	3.4	1.8	0.8	0.6	0.5	0.2	0.4	0.4	0.4		
FOOD, DRINK, TOBACCO	617	1A	M	6.7	25.0	31.7	19.6	6.3	3.8	3.0	2.1	0.9	-	-	-	-	-	-	
			F	17.2	45.9	23.9	8.4	2.9	1.1	0.4	-	-	-	-	-	-	-	-	-
		1B	M	13.8	39.2	26.4	12.0	4.0	2.0	1.3	0.7	0.3	-	-	-	-	-	-	-
			F	1.6	6.5	11.5	10.3	8.7	6.2	5.3	4.3	3.4	3.2	2.3	2.5	2.4	2.4	2.4	2.4
		2	M	8.0	23.9	19.9	12.5	10.0	6.7	4.9	3.8	3.0	1.3	0.9	0.8	0.6	0.6	0.6	0.6
			F	5.0	15.5	15.8	11.4	9.4	6.5	5.6	4.5	3.7	2.3	2.1	1.6	1.6	1.5	1.5	1.5
		3	M	-	-	-	-	-	-	0.9	1.8	0.6	0.6	1.3	2.6	2.1	2.5	4.2	4.2
			F	-	-	-	-	0.6	1.0	2.2	4.0	6.2	4.9	7.9	7.5	7.4	8.5	8.5	8.5
		4	M	-	-	-	-	2.1	5.7	12.6	3.4	6.8	6.9	15.7	-	6.3	8.6	8.6	8.6
			F	-	-	-	-	0.7	1.5	3.2	3.9	6.3	5.1	8.7	6.8	7.2	8.5	8.5	8.5
		5	M	-	0.5	1.5	4.1	5.3	9.6	11.2	9.9	11.2	8.6	8.1	7.3	4.4	4.2	4.2	4.2
			F	-	-	3.8	13.3	10.6	14.8	14.7	13.4	6.9	6.9	2.9	4.3	2.7	-	-	-
T	M	0.6	1.8	6.2	8.7	19.1	19.3	13.1	10.9	6.7	5.1	3.4	1.9	1.1	0.7	0.7	0.7		
	F	1.3	4.2	13.7	15.6	18.9	16.8	12.2	6.8	5.0	3.5	0.9	-	-	-	-	-		
TOBACCO PRODUCTS	617.6	1A	M	0.8	2.4	7.9	10.3	19.0	18.7	12.9	9.9	6.3	4.7	2.8	1.5	0.8	0.6	0.6	
			F	0.9	5.9	15.4	22.3	18.6	15.1	8.7	5.4	3.1	1.7	1.4	0.8	0.3	0.1	0.1	
		1B	M	4.2	22.8	33.3	20.3	9.6	4.9	2.5	1.4	0.5	0.2	-	-	-	-	-	-
			F	1.8	10.7	20.4	21.8	16.1	12.3	7.0	4.3	2.4	1.3	1.1	0.6	0.2	0.1	0.1	0.1
		2	M	4.7	22.7	33.4	20.2	9.8	4.6	1.6	1.3	0.3	0.5	0.5	0.2	0.2	0.2	0.2	0.2
			F	15.2	41.1	32.8	6.8	2.9	0.3	0.4	0.3	0.2	-	-	-	-	-	-	-
		3	M	9.5	31.1	33.1	14.1	6.6	2.6	1.1	0.8	0.3	0.3	0.3	0.1	0.1	0.1	0.1	0.1
			F	1.4	7.4	14.3	15.3	13.3	11.3	7.4	5.5	4.1	3.0	2.8	2.1	1.4	1.5	1.5	1.5
		4	M	8.2	27.1	29.2	13.5	7.6	4.6	3.3	2.0	1.2	0.8	0.6	0.3	0.3	0.2	0.2	0.2
			F	3.4	13.0	18.5	14.8	11.7	9.4	6.2	4.5	3.3	2.3	2.2	1.6	1.1	1.1	1.1	1.1
		5	M	-	-	-	-	-	-	-	-	-	-	-	-	-	-	-	-
			F	-	-	-	-	-	-	-	-	-	-	-	-	-	-	-	-
T	M	-	-	-	-	-	-	-	-	-	-	-	-	-	-	-	-		
	F	-	-	-	-	-	-	-	-	-	-	-	-	-	-	-	-		

SALARIES A TEMPS PLEIN SELON LA  
REMUNERATION MENSUELLE BRUTE (CORRIGEE)  
PAR ACTIVITE, SEXE ET QUALIFICATION

( 2 )

REMUNERATION MENSUELLE BRUTE CORRIGEE															SEXE	QUALIFICATION	NACE	ACTIVITE
(UNITES MONETAIRES NAT.)																		
4500	4750	5000	5250	5500	5750	6000	6250	6500	6750	7000	7250	>=	ENS.					
4740	4880	5240	5480	5740	5980	6240	6480	6740	6980	7240	7480	7500	TOG.					
3.8	1.8	4.0	3.1	2.0	2.3	2.9	3.6	3.0	2.5	3.3	3.3	57.3	100.0	M	1A	615	MEUBLES. ART. MENAGERS QUINCAILLERIE	
4.0	1.5	3.7	3.1	2.0	2.1	3.1	3.3	2.7	2.3	3.5	3.0	37.3	100.0	F	1A	615		
5.5	6.4	4.3	5.9	4.4	3.5	3.0	3.1	1.9	2.9	3.2	2.2	11.7	100.0	M	1B	615		
10.3	5.2	2.0	2.3	1.4	1.5	5.6	1.6	-	-	-	-	2.0	100.0	F	1B	615		
6.0	6.2	4.2	5.5	4.0	3.3	3.3	3.0	1.7	2.6	2.8	2.0	10.7	100.0	M	2	615		
4.5	3.2	2.1	1.7	1.2	1.5	0.9	1.2	0.9	0.6	0.5	0.1	2.8	100.0	F	2	615		
4.1	2.0	2.0	1.7	1.3	1.4	1.0	1.1	0.8	0.6	0.5	0.1	1.1	100.0	M	3	615		
0.1	0.2	-	0.2	-	-	-	-	-	-	-	-	0.2	100.0	F	3	615		
0.1	0.2	-	0.2	-	-	-	-	-	-	-	-	0.1	100.0	M	4	615		
-	-	-	-	-	-	-	-	-	-	-	-	-	100.0	F	4	615		
-	-	-	-	-	-	-	-	-	-	-	-	-	100.0	M	5	615		
-	-	-	-	-	-	-	-	-	-	-	-	-	100.0	F	5	615		
1.9	1.6	1.2	1.3	0.8	0.9	0.7	0.8	0.5	0.6	0.6	0.4	4.3	100.0	M	T	615		
0.5	0.2	0.2	0.2	0.3	0.1	0.3	0.1	0.4	0.4	0.5	0.3	0.4	100.0	F	T	615		
1.5	1.2	0.8	1.0	0.7	0.6	0.6	0.6	0.4	0.4	0.5	0.3	3.2	100.0	M	1A	616		
2.5	1.1	7.0	0.9	4.3	3.1	1.7	-	1.0	1.9	0.6	2.1	63.3	100.0	F	1A	616		
2.0	1.6	7.3	0.8	4.4	3.3	1.7	0.8	0.9	1.7	0.5	1.9	41.4	100.0	M	1B	616		
5.4	7.3	7.4	4.9	5.6	2.0	3.6	3.1	2.8	1.6	3.5	1.4	61.2	100.0	F	1B	616		
4.6	5.3	5.9	6.1	2.3	-	-	-	1.8	-	-	1.9	14.9	100.0	M	2	616		
5.2	6.8	7.1	5.1	4.0	1.8	3.1	2.7	2.6	1.4	3.0	1.5	11.7	100.0	F	2	616		
5.3	3.4	3.3	2.1	1.2	1.7	1.8	0.8	1.3	0.6	1.5	0.5	7.7	100.0	M	3	616		
4.0	2.2	1.3	-	1.0	1.3	1.2	-	-	-	-	-	1.0	100.0	F	3	616		
1.2	3.0	2.4	-	0.3	-	-	0.6	1.1	0.5	1.1	0.3	5.9	100.0	M	4	616		
0.9	-	-	-	0.1	-	-	-	-	-	-	-	0.3	100.0	F	4	616		
-	-	-	-	-	-	-	-	-	-	-	-	-	100.0	M	5	616		
-	-	-	-	-	-	-	-	-	-	-	-	-	100.0	F	5	616		
2.4	2.1	2.6	1.3	1.6	1.0	1.2	0.7	0.8	0.6	0.9	0.5	9.7	100.0	M	T	616		
0.3	0.4	0.3	0.4	0.2	0.1	0.2	0.1	0.1	0.1	0.1	0.1	0.5	100.0	F	T	616		
1.3	1.2	1.4	0.8	0.8	0.5	0.6	0.4	0.5	0.3	0.5	0.3	4.9	100.0	M	1A	617		
3.9	2.2	3.5	1.6	2.2	1.7	6.0	2.2	1.7	1.0	2.8	2.7	51.8	100.0	F	1A	617		
4.0	2.1	13.4	1.6	2.4	1.6	6.0	2.1	1.7	1.0	2.6	2.9	36.0	100.0	M	1B	617		
5.7	4.5	6.0	3.4	1.9	3.0	3.1	3.1	3.6	2.6	1.9	1.3	51.1	100.0	F	1B	617		
3.4	3.2	5.2	5.4	-	-	-	-	-	-	-	-	6.0	100.0	M	2	617		
5.3	4.4	5.0	3.6	1.9	2.9	3.0	2.9	1.4	2.3	1.9	1.3	11.2	100.0	F	2	617		
3.2	1.7	1.5	1.7	1.1	0.4	0.9	0.5	0.3	-	0.7	0.3	1.9	100.0	M	3	617		
2.9	1.6	1.3	1.7	0.9	0.4	0.8	0.6	0.3	-	0.7	0.3	1.7	100.0	F	3	617		
0.4	0.4	0.2	0.2	0.1	-	-	-	-	-	-	-	-	100.0	M	4	617		
0.3	0.4	0.2	0.2	0.1	-	-	-	-	-	-	-	-	100.0	F	4	617		
0.0	-	-	-	-	-	-	-	-	-	-	-	-	100.0	M	5	617		
0.0	-	-	-	-	-	-	-	-	-	-	-	-	100.0	F	5	617		
1.6	0.7	0.8	0.6	0.4	0.3	0.6	0.4	0.2	0.2	0.3	0.2	3.3	100.0	M	T	617.6		
0.1	0.1	0.2	0.2	0.1	-	0.1	0.1	0.9	-	-	-	0.3	100.0	F	T	617.6		
0.0	0.5	0.6	0.5	0.3	0.3	0.4	0.3	0.2	0.2	0.3	0.2	2.4	100.0	M	1A	617.6		
-	-	-	-	-	-	-	-	-	-	-	-	-	100.0	F	1A	617.6		
-	-	-	-	-	-	-	-	-	-	-	-	-	100.0	M	1B	617.6		
-	-	-	-	-	-	-	-	-	-	-	-	-	100.0	F	1B	617.6		
-	-	-	-	-	-	-	-	-	-	-	-	-	100.0	M	2	617.6		
-	-	-	-	-	-	-	-	-	-	-	-	-	100.0	F	2	617.6		
-	-	-	-	-	-	-	-	-	-	-	-	-	100.0	M	3	617.6		
-	-	-	-	-	-	-	-	-	-	-	-	-	100.0	F	3	617.6		
-	-	-	-	-	-	-	-	-	-	-	-	-	100.0	M	4	617.6		
-	-	-	-	-	-	-	-	-	-	-	-	-	100.0	F	4	617.6		
-	-	-	-	-	-	-	-	-	-	-	-	-	100.0	M	5	617.6		
-	-	-	-	-	-	-	-	-	-	-	-	-	100.0	F	5	617.6		
-	-	-	-	-	-	-	-	-	-	-	-	-	100.0	M	T	617.6		
-	-	-	-	-	-	-	-	-	-	-	-	-	100.0	F	T	617.6		

TAB.C5

FULL-TIME EMPLOYEES ACCORDING TO GROSS MONTHLY PAY (CORRECTED), BY ACTIVITY, SEX AND QUALIFICATION

( % )

ACTIVITY	NACE	QUALIFICATION	SEX	GROSS MONTHLY PAY (CORRECTED)														
				(NAT. CURRENCY - UNITS)														
				< 1250	1250 1499	1500 1749	1750 1999	2000 2249	2250 2499	2500 2749	2750 2999	3000 3249	3250 3499	3500 3749	3750 3999	4000 4249	4250 4499	
PHARMACEUTICAL, MEDICAL GDS., CLEANING MAT.	618	1A	M	-	-	-	-	-	-	0.6	-	2.0	1.3	2.3	1.6	3.5	3.0	
			F	-	-	-	-	-	-	-	-	-	-	-	-	-	-	
		1B	M	-	-	-	-	-	0.6	0.6	2.6	1.7	3.9	3.1	7.3	5.8	7.9	5.8
			F	-	-	-	-	-	-	6.7	4.6	7.8	5.5	8.8	5.3	4.1	13.6	7.2
		2	M	-	0.8	1.8	2.8	3.6	6.8	8.1	10.7	10.0	8.5	6.5	7.2	5.5	5.4	-
			F	-	1.8	2.3	4.9	11.5	7.8	15.3	11.7	9.7	10.9	6.0	6.6	4.9	2.2	-
		3	M	-	1.0	1.9	3.3	5.3	7.0	9.7	10.9	9.9	9.0	6.4	7.1	5.4	4.7	-
			F	0.6	3.5	9.3	10.8	18.4	15.3	16.6	10.3	6.0	3.2	1.7	1.9	0.9	0.4	-
		4	M	0.3	2.1	6.4	9.5	16.7	16.1	15.5	9.7	7.0	4.3	3.3	2.4	1.5	1.5	-
			F	0.9	4.8	14.2	21.3	18.6	17.1	11.1	5.4	3.1	1.4	0.9	0.5	0.5	-	-
		5	M	1.9	11.9	28.5	25.2	15.1	9.0	3.6	2.2	1.5	0.7	0.2	0.1	-	-	-
			F	1.5	9.0	22.7	23.6	16.5	12.3	6.6	3.5	2.1	1.0	0.5	0.2	0.2	0.0	-
		T	M	7.5	28.4	28.1	16.5	8.9	6.6	2.3	0.7	0.8	-	-	-	-	-	-
			F	10.0	43.1	27.4	10.2	4.4	3.2	1.4	0.3	-	-	-	-	-	-	-
PHARMACEUTICALS	618.1	1A	M	9.1	37.9	27.6	12.5	6.0	4.4	1.7	0.4	0.3	-	-	-	-		
			F	1.3	5.6	9.9	12.1	11.1	11.2	8.5	5.8	4.9	3.4	3.1	2.7	2.6	2.2	
		1B	M	3.3	16.8	24.0	18.7	12.5	8.1	5.2	3.2	2.2	1.5	0.9	0.8	0.5	0.5	
			F	2.3	11.2	16.9	15.4	11.8	9.7	6.9	4.5	3.6	2.4	2.0	1.8	1.5	1.4	
		2	M	-	-	-	-	-	-	-	-	-	-	-	-	-	-	5.9
			F	-	-	-	-	-	-	3.4	-	-	-	6.8	7.2	6.4	-	14.4
		3	M	-	-	-	-	-	-	-	-	-	-	-	-	-	-	4.4
			F	-	0.5	1.3	5.6	15.7	8.5	17.5	9.2	6.9	10.6	6.7	7.8	5.4	4.4	5.9
		4	M	-	0.2	0.5	2.4	6.4	3.9	11.2	9.8	9.7	7.4	5.2	7.2	7.3	4.1	-
			F	1.3	4.5	8.0	10.7	8.9	26.1	20.2	8.2	5.1	3.9	3.8	1.9	5.0	4.9	-
		5	M	0.6	2.2	4.5	9.3	11.5	21.1	20.0	10.0	4.5	3.4	2.9	2.4	3.6	2.5	-
			F	0.8	3.3	10.1	17.3	19.4	20.6	13.5	6.4	3.7	1.7	1.2	0.7	0.8	-	-
		T	M	1.2	6.8	28.5	26.5	15.6	9.8	3.9	2.6	1.8	1.0	0.3	0.1	-	-	-
			F	1.1	6.8	22.1	23.3	16.9	13.6	7.2	3.9	2.5	1.3	0.6	0.3	0.3	0.1	-
OTHER WHOLESALE DISTRIBUTION	618	1A	M	9.5	25.6	22.5	17.4	5.0	11.3	4.9	1.9	2.0	-	-	-	-		
			F	7.7	43.5	29.7	9.4	4.0	4.1	2.2	0.4	-	-	-	-	-	-	
		1B	M	8.0	40.2	27.6	10.9	4.2	5.4	2.7	0.7	0.4	-	-	-	-	-	-
			F	1.3	4.1	8.0	12.5	12.9	15.6	11.4	6.1	4.9	2.2	2.1	2.0	2.5	1.4	-
		2	M	2.6	15.7	25.9	20.6	12.7	8.6	4.8	2.9	1.9	1.3	0.6	0.7	0.4	0.3	-
			F	2.1	11.3	19.2	17.6	12.8	11.2	7.3	4.1	3.0	1.7	1.2	1.2	1.2	0.7	-
		3	M	-	-	-	-	-	-	-	-	0.5	2.2	0.8	1.3	0.8	0.8	-
			F	-	-	-	-	-	-	-	-	-	-	9.3	1.7	1.2	1.0	1.0
		4	M	-	-	-	-	-	-	0.7	1.6	2.2	3.4	8.2	7.0	7.0	5.3	-
			F	-	-	-	-	-	-	-	4.6	5.4	9.3	7.9	10.6	5.2	7.3	-
		5	M	-	0.8	1.4	1.9	0.3	0.7	2.2	2.5	3.4	4.2	8.3	7.6	6.9	5.7	-
			F	-	1.4	1.3	4.0	5.4	7.3	6.9	9.0	11.1	8.3	8.8	3.9	8.7	5.2	-
		T	M	-	0.9	1.4	2.3	4.2	5.8	7.3	6.0	8.4	6.8	5.7	3.9	6.6	4.9	-
			F	0.4	2.5	5.1	7.4	13.2	14.0	17.2	9.8	19.7	7.1	4.8	3.7	1.8	0.6	-
PAPER, BOOKS, STATIONERY, NEWSPAPERS	618.1/2	1A	M	2.2	1.5	6.1	12.3	22.1	14.3	14.6	10.2	6.3	4.3	3.6	1.2	0.7	-	
			F	1.3	2.0	5.6	9.9	17.7	14.1	15.9	10.0	9.5	5.7	4.2	2.4	1.3	0.4	-
		1B	M	1.5	6.6	15.3	16.1	19.9	13.3	11.6	6.4	4.2	2.2	0.8	0.8	0.8	-	-
			F	3.3	16.6	23.4	20.1	16.6	9.2	4.6	3.8	1.1	0.3	0.6	0.2	-	-	-
		2	M	2.5	12.4	20.0	18.4	17.9	10.9	7.5	4.9	2.4	1.1	0.7	0.4	0.4	-	-
			F	7.0	22.2	27.7	17.9	15.1	4.4	2.7	1.4	0.7	0.8	-	-	-	-	-
		3	M	7.7	32.5	32.8	15.0	7.7	2.8	1.3	-	-	-	-	-	-	-	-
			F	7.4	28.3	30.7	16.2	10.7	3.5	1.9	0.6	0.3	0.4	-	-	-	-	-
		4	M	1.4	5.3	8.7	7.9	9.7	7.1	7.5	4.6	5.0	3.7	3.3	2.8	3.1	2.2	-
			F	3.8	16.3	20.1	15.1	13.3	7.7	5.5	4.3	2.8	1.9	2.0	1.0	1.2	0.8	-
		5	M	2.5	10.1	13.7	11.0	11.3	7.4	6.6	4.5	4.0	2.9	2.8	2.0	2.3	1.6	-
			F	-	-	-	-	-	-	-	-	-	-	-	-	-	-	-
		T	M	-	-	-	-	-	-	-	-	-	-	-	-	-	-	-
			F	-	-	-	-	-	-	-	-	-	-	-	-	-	-	-
2	M	-	-	-	-	-	-	1.0	1.6	3.8	1.9	8.1	3.4	6.9	3.8	-		
	F	-	-	-	-	-	-	-	-	13.6	-	-	14.7	9.1	-	-		
3	M	-	-	1.1	1.1	3.0	5.4	4.0	4.1	7.3	4.6	6.8	2.9	8.9	6.0	-		
	F	-	-	-	4.8	5.1	3.6	6.2	10.7	10.9	11.2	12.8	2.7	10.8	9.3	-		
4	M	1.2	4.3	2.0	8.2	7.6	10.0	16.5	11.3	13.8	7.6	6.0	5.3	1.7	-	-		
	F	-	1.3	4.4	10.5	22.5	8.7	15.8	15.0	8.4	6.6	4.6	-	-	-	-		
5	M	0.9	2.8	3.2	9.3	14.9	9.4	16.2	13.1	11.2	7.1	5.3	3.1	1.2	-	-		
	F	1.4	2.9	12.6	19.1	17.3	15.0	14.5	7.3	4.5	2.5	0.8	1.3	-	-	-		
T	M	1.6	9.5	21.8	21.5	20.8	12.1	6.6	4.0	1.1	0.5	-	-	-	-	-		
	F	1.5	6.3	17.4	20.4	19.1	13.5	10.4	5.5	2.7	1.5	0.5	0.7	-	-	-		
T	M	2.2	9.2	26.0	25.1	23.1	6.8	5.1	1.5	-	-	-	-	-	-	-		
	F	5.5	33.0	33.5	10.8	11.4	5.4	-	-	-	-	-	-	-	-	-		
T	M	3.8	20.9	29.7	18.0	17.4	6.1	2.8	0.8	-	-	-	-	-	-	-		
	F	0.8	2.6	7.3	9.6	9.3	7.4	7.5	4.7	5.4	3.0	3.8	2.2	3.5	2.2	-		
T	M	2.0	11.8	18.1	14.6	16.8	8.8	7.0	5.7	3.5	2.6	2.4	0.9	1.5	0.2	-		
	F	1.3	6.1	11.4	11.5	12.1	7.9	7.3	5.1	4.7	2.8	3.3	1.7	2.8	1.5	-		

TAB.C5

SALARIES A TEMPS PLEIN SELON LA  
REMUNERATION MENSUELLE BRUTE (CORRIGEE)  
PAR ACTIVITE, SEXE ET QUALIFICATION

( 2 )

REMUNERATION MENSUELLE BRUTE CORRIGEE (UNITES MONETAIRES NAT.)														SEXE	QUALIFICATION	RACE	ACTIVITE	
4500	4750	5000	5250	5500	5750	6000	6250	6500	6750	7000	7250	>=	ENS.					
4740	4990	5240	5490	5740	5990	6240	6490	6740	6990	7240	7490	7500	TOT.					
0.8	2.3	3.2	1.3	1.8	1.0	3.2	1.3	2.7	3.3	4.0	1.8	58.0	100.0	M	1A	618	PR. PHARM., MEDICAMENTS, D'ENTRETIEN	
1.0	2.4	3.0	1.8	2.1	0.9	4.1	1.2	2.5	3.3	3.7	1.7	48.1	100.0	F	1A	618		
5.4	6.8	5.8	3.7	5.3	4.4	2.8	2.9	4.7	2.9	3.1	2.4	11.1	100.0	T	1B	618		
6.7	8.2	1.7	5.7	2.0	5.0	1.3	2.3	1.7	2.0	2.0	4.7	100.0	M	2	618			
5.6	7.2	5.0	4.1	4.7	4.5	2.5	2.8	4.2	2.4	2.8	2.1	10.0	100.0	F	2	618		
4.8	3.2	2.4	2.2	2.2	1.8	0.6	0.6	0.7	0.6	0.4	0.4	3.5	100.0	M	3	618		
1.2	1.2	1.8	1.7	1.7	1.4	0.3	0.3	0.5	0.5	0.3	0.3	0.8	100.0	F	3	618		
3.4	2.8	1.8	1.7	1.7	1.4	0.5	0.5	0.7	0.4	0.3	0.3	2.8	100.0	T	3	618		
1.4	0.3	1.5	1.5	0.7	0.7	0.7	0.7	0.7	0.4	0.3	0.3	0.5	100.0	M	4	618		
0.9	0.2	0.9	0.9	0.1	0.4	0.1	0.1	0.1	0.1	0.1	0.1	0.3	100.0	F	4	618		
0.2	0.2	0.2	0.2	0.2	0.2	0.2	0.2	0.2	0.2	0.2	0.2	0.2	100.0	T	4	618		
0.1	0.1	0.1	0.1	0.1	0.1	0.1	0.1	0.1	0.1	0.1	0.1	0.1	100.0	M	5	618		
0.1	0.1	0.1	0.1	0.1	0.1	0.1	0.1	0.1	0.1	0.1	0.1	0.1	100.0	F	5	618		
1.6	1.6	1.4	0.9	1.1	1.0	0.6	0.5	0.8	0.6	0.6	0.4	4.7	100.0	T	618.1	PRODUITS PHARM.		
0.3	0.3	0.1	0.2	0.1	0.1	0.1	0.1	0.1	0.0	0.0	0.2	2.5	100.0	F	1A			618.1
0.9	0.9	0.8	0.5	0.6	0.5	0.4	0.3	0.4	0.3	0.3	0.2	2.0	100.0	T	1A		618.1	
0.0	0.0	5.4	3.6	5.1	5.4	2.3	3.2	6.4	10.1	5.5	1.8	69.0	100.0	M	1B		618.1	
10.8	6.8	7.2	7.2	7.2	7.2	7.2	7.2	7.2	6.5	5.5	4.5	5.7	100.0	F	1B		618.1	
7.1	6.2	5.0	4.5	4.7	5.0	1.7	3.3	4.8	4.8	5.0	3.4	5.8	100.0	T	2		618.1	
7.5	6.2	5.2	4.3	3.6	3.0	3.0	1.2	1.8	1.8	1.8	1.2	1.9	100.0	M	2		618.1	
9.2	4.4	3.3	2.7	2.3	1.9	0.8	1.2	1.2	1.2	1.2	0.8	1.6	100.0	F	2		618.1	
2.0	2.0	2.0	2.0	2.0	2.0	2.0	2.0	2.0	2.0	2.0	2.0	2.0	100.0	T	3		618.1	
1.0	1.0	1.0	1.0	1.0	1.0	1.0	1.0	1.0	1.0	1.0	1.0	1.0	100.0	M	3		618.1	
0.3	0.3	0.3	0.3	0.3	0.3	0.3	0.3	0.3	0.3	0.3	0.3	0.3	100.0	F	3		618.1	
0.1	0.1	0.1	0.1	0.1	0.1	0.1	0.1	0.1	0.1	0.1	0.1	0.1	100.0	T	4		618.1	
0.1	0.1	0.1	0.1	0.1	0.1	0.1	0.1	0.1	0.1	0.1	0.1	0.1	100.0	M	4		618.1	
0.1	0.1	0.1	0.1	0.1	0.1	0.1	0.1	0.1	0.1	0.1	0.1	0.1	100.0	F	4		618.1	
1.6	1.6	1.3	0.9	0.9	0.8	0.2	0.5	0.7	0.6	0.5	0.5	2.7	100.0	T	5		618.1	
0.2	0.1	0.1	0.1	0.1	0.1	0.1	0.1	0.1	0.1	0.1	0.1	0.2	100.0	M	5	618.1		
0.7	0.7	0.5	0.4	0.4	0.3	0.1	0.2	0.3	0.3	0.2	0.2	0.2	100.0	F	5	618.1		
1.9	2.0	4.8	3.0	1.3	3.1	5.4	2.8	1.1	1.1	2.0	0.7	62.5	100.0	T	1A	619	AUTRES COMMERCE DE GROS	
7.0	7.0	7.0	7.0	7.0	7.0	7.0	7.0	7.0	3.5	7.0	0.7	35.7	100.0	M	1A	619		
2.4	2.7	4.4	3.4	1.2	3.0	5.1	3.4	1.2	1.3	3.3	0.9	58.7	100.0	F	1B	619		
5.6	3.7	5.2	3.7	3.0	3.7	2.7	3.2	2.8	2.7	3.0	1.8	21.5	100.0	T	1B	619		
6.4	2.3	4.8	4.6	2.2	3.1	3.6	2.3	2.3	2.3	2.3	1.5	10.2	100.0	M	2	619		
5.7	3.5	5.1	3.6	3.6	3.6	2.4	2.7	2.8	2.2	2.8	1.5	18.5	100.0	F	2	619		
3.0	2.8	4.0	2.7	2.6	1.7	3.0	2.3	1.4	1.3	1.6	1.2	11.7	100.0	T	2	619		
3.0	3.0	1.1	1.1	0.7	0.7	1.3	1.3	1.0	1.0	1.0	0.7	4.5	100.0	M	3	619		
3.7	3.0	3.4	2.4	2.2	1.5	2.5	2.1	1.3	1.1	1.3	1.1	10.3	100.0	F	3	619		
0.6	0.6	0.6	0.6	0.6	0.6	0.6	0.6	0.6	0.6	0.6	0.6	0.6	100.0	T	4	619		
0.3	0.3	0.3	0.3	0.3	0.3	0.3	0.3	0.3	0.3	0.3	0.3	0.3	100.0	M	4	619		
0.1	0.1	0.1	0.1	0.1	0.1	0.1	0.1	0.1	0.1	0.1	0.1	0.1	100.0	F	4	619		
0.1	0.1	0.1	0.1	0.1	0.1	0.1	0.1	0.1	0.1	0.1	0.1	0.1	100.0	T	5	619		
2.0	1.5	2.3	1.5	1.4	1.3	1.8	1.3	0.7	0.8	1.1	0.6	11.5	100.0	M	619.1/2	PAPIER, LIVRES, JOURNAUX		
0.6	0.5	0.3	0.4	0.1	0.2	0.1	0.2	0.2	0.1	0.1	0.1	1.2	100.0	F	1A			619.1/2
1.4	1.1	1.4	1.0	0.8	0.8	1.0	0.8	0.5	0.5	0.7	0.4	7.0	100.0	T	1A		619.1/2	
1.6	2.4	7.3	1.6	1.6	2.4	7.2	2.4	1.6	1.6	1.6	1.6	68.0	100.0	M	1A		619.1/2	
2.2	2.2	0.7	2.3	1.5	2.2	7.3	2.2	2.2	2.2	1.5	2.2	68.2	100.0	F	1B		619.1/2	
3.2	3.8	7.8	5.2	5.8	3.8	3.8	5.4	5.0	4.2	2.4	1.5	19.1	100.0	T	1B		619.1/2	
0.8	0.8	0.7	0.7	0.7	0.7	0.7	0.7	0.7	0.7	0.7	0.7	13.8	100.0	M	2		619.1/2	
3.0	4.4	7.8	5.8	4.8	2.7	3.8	4.6	4.4	3.7	2.1	1.4	16.5	100.0	F	2		619.1/2	
4.4	3.8	4.2	4.7	3.8	1.7	4.8	2.2	0.8	1.2	1.2	1.1	11.1	100.0	T	2		619.1/2	
3.8	6.2	3.8	3.8	3.8	3.8	3.8	3.8	3.8	3.8	3.8	3.8	3.8	100.0	M	3		619.1/2	
4.3	4.3	3.7	4.1	3.4	1.4	4.1	2.5	0.8	1.0	0.8	0.8	9.3	100.0	F	3		619.1/2	
0.1	0.1	0.1	0.1	0.1	0.1	0.1	0.1	0.1	0.1	0.1	0.1	2.4	100.0	T	4		619.1/2	
0.1	0.1	0.1	0.1	0.1	0.1	0.1	0.1	0.1	0.1	0.1	0.1	1.3	100.0	M	4		619.1/2	
0.1	0.1	0.1	0.1	0.1	0.1	0.1	0.1	0.1	0.1	0.1	0.1	0.1	100.0	F	4		619.1/2	
0.1	0.1	0.1	0.1	0.1	0.1	0.1	0.1	0.1	0.1	0.1	0.1	0.1	100.0	T	5		619.1/2	
1.8	1.8	2.8	2.1	1.8	1.1	2.4	1.5	0.8	0.8	0.8	0.5	12.1	100.0	M	619.1/2			
0.5	0.8	0.5	0.5	0.2	0.2	0.4	0.4	0.4	0.4	0.4	0.4	1.8	100.0	F	619.1/2			
1.3	1.5	1.8	1.8	1.3	0.7	1.8	1.1	0.6	0.5	0.5	0.3	7.8	100.0	T	619.1/2			

TAB.C5

FULL-TIME EMPLOYEES ACCORDING TO GROSS MONTHLY PAY (CORRECTED), BY ACTIVITY, SEX AND QUALIFICATION

( % )

ACTIVITY	WAGE	Q U A L I F I C A T I O N	S E X	GROSS MONTHLY PAY (CORRECTED)																		
				(NAT. CURRENCY - UNITS)																		
				< 1250	1250 1499	1500 1749	1750 1999	2000 2249	2250 2499	2500 2749	2750 2999	3000 3249	3250 3499	3500 3749	3750 3999	4000 4249	4250 4499					
WHOLESALE TRADE	61	1A	M	-	-	-	-	0.2	0.3	0.8	0.4	0.9	1.2	1.7	1.3	2.0	2.6					
			F	-	-	-	-	-	-	1.6	1.9	2.2	1.1	4.5	2.8	5.0	2.1					
		1B	M	-	-	-	-	0.2	0.3	0.8	0.5	1.0	1.2	1.9	1.4	2.2	2.6					
			F	-	-	-	-	0.3	0.8	1.6	2.7	3.9	4.6	6.1	5.8	6.3	6.4					
		2	M	-	-	-	-	0.7	2.1	4.7	4.8	9.8	7.5	9.2	7.5	8.9	8.1					
			F	-	-	-	-	0.4	0.9	1.9	2.9	4.5	4.9	6.4	6.0	6.6	6.6					
		3	M	-	0.5	1.4	2.6	5.5	6.8	8.8	9.0	9.9	8.7	8.3	6.7	5.6	4.9					
			F	-	0.8	2.9	5.5	8.2	8.6	10.2	10.8	10.7	8.8	8.1	6.4	5.0	4.0					
		4	M	-	0.5	1.5	2.9	5.8	7.0	8.9	9.2	10.0	8.7	8.3	6.7	5.5	4.8					
			F	0.3	1.2	4.6	8.6	16.6	17.0	14.6	12.1	8.7	5.8	4.4	2.7	1.3	0.7					
		5	M	0.6	3.5	8.8	12.6	17.4	16.3	14.1	10.4	7.8	4.7	2.0	0.9	0.5	0.1					
			F	0.4	1.8	5.9	9.8	16.9	16.8	14.4	11.6	8.4	5.5	3.7	2.2	1.1	0.5					
		T	M	0.6	5.8	16.0	22.1	19.6	14.7	9.3	5.2	2.8	1.8	1.0	0.5	0.2	0.1					
			F	2.9	17.7	28.3	21.2	13.1	8.3	4.4	2.1	1.0	0.4	0.3	0.2	0.1	0.0					
		FOOD, DRINK, TOBACCO	641/642	1A	M	4.1	21.4	30.9	20.4	11.5	5.5	2.9	1.6	0.8	0.5	0.3	0.1	0.1	0.0			
					F	1.5	10.0	20.4	21.8	17.3	12.4	7.6	4.1	2.2	1.3	0.8	0.4	0.2	0.1			
				1B	M	4.1	21.4	30.9	20.4	11.5	5.5	2.9	1.6	0.8	0.5	0.3	0.1	0.1	0.0			
					F	12.0	39.5	30.6	10.4	4.6	1.6	0.9	0.2	0.1	0.1	-	-	-	-			
				2	M	7.2	28.4	30.8	16.6	8.8	4.0	2.1	1.1	0.5	0.3	0.2	0.1	0.0	0.0			
					F	0.9	5.7	11.4	12.8	12.4	10.1	7.8	6.0	4.8	3.7	3.3	2.5	2.1	1.8			
				3	M	4.5	19.1	23.0	15.3	10.9	7.7	5.5	3.7	2.8	1.8	1.2	0.9	0.7	0.5			
					F	2.0	9.5	14.7	13.5	11.9	9.4	7.2	5.3	4.2	3.2	2.7	2.1	1.7	1.5			
				4	M	-	-	-	-	-	-	-	-	-	-	-	-	-	-	-		
					F	-	-	-	-	-	-	-	-	-	-	-	-	-	-	-		
5	M			-	-	-	-	-	-	-	-	-	-	-	-	-	-	-				
	F			-	-	-	-	-	-	-	-	-	-	-	-	-	-	-				
DISPENSING CHEMISTS	643			1A	M	-	-	-	-	-	-	-	-	-	-	-	-	-	-			
					F	-	-	-	-	-	-	-	-	-	-	-	-	-	-	-		
				1B	M	-	-	-	-	-	-	-	-	-	-	-	-	-	-	-		
					F	-	-	-	-	-	-	-	-	-	-	-	-	-	-	-		
				2	M	-	-	-	-	-	-	-	-	-	-	-	-	-	-	-		
					F	-	-	-	-	-	-	-	-	-	-	-	-	-	-	-		
				3	M	-	-	-	-	-	-	-	-	-	-	-	-	-	-	-		
					F	-	-	-	-	-	-	-	-	-	-	-	-	-	-	-		
				4	M	-	-	-	-	-	-	-	-	-	-	-	-	-	-	-		
					F	-	-	-	-	-	-	-	-	-	-	-	-	-	-	-		
				MEDICAL GOODS, COSMETICS, CLEANING MAT.	644	1A	M	-	-	-	-	-	-	-	-	-	-	-	-	-	-	
							F	-	-	-	-	-	-	-	-	-	-	-	-	-	-	-
		1B	M			-	-	-	-	-	-	-	-	-	-	-	-	-	-	-		
			F			-	-	-	-	-	-	-	-	-	-	-	-	-	-	-		
		2	M			-	-	-	-	-	-	-	-	-	-	-	-	-	-	-		
			F			-	-	-	-	-	-	-	-	-	-	-	-	-	-	-		
		3	M			-	-	-	-	-	-	-	-	-	-	-	-	-	-	-		
			F			-	-	-	-	-	-	-	-	-	-	-	-	-	-	-		
		4	M			-	-	-	-	-	-	-	-	-	-	-	-	-	-	-		
			F			-	-	-	-	-	-	-	-	-	-	-	-	-	-	-		
		MEDICAL GOODS, COSMETICS, CLEANING MAT.	644			5	M	-	-	-	-	-	-	-	-	-	-	-	-	-	-	
							F	-	-	-	-	-	-	-	-	-	-	-	-	-	-	-
						T	M	-	-	-	-	-	-	-	-	-	-	-	-	-	-	-
							F	-	-	-	-	-	-	-	-	-	-	-	-	-	-	-

TAB.C5

SALARIES A TEMPS PLEIN SELON LA  
REMUNERATION MENSUELLE BRUTE (CORRIGEE)  
PAR ACTIVITE, SEXE ET QUALIFICATION

( % )

REMUNERATION MENSUELLE BRUTE CORRIGEE (UNITES MONETAIRES NAT.)															SEXE	QUALIFICATION	NACE	ACTIVITE
4500	4750	5000	5250	5500	5750	6000	6250	6500	6750	7000	7250	>=	ENS.	100.				
4740	4980	5240	5480	5740	5980	6240	6480	6740	6980	7240	7480	7500	100.	100.				
2.8	1.7	3.0	2.2	2.2	2.1	3.0	2.4	2.2	1.7	3.5	2.2	58.1	100.0	M	1A	61	COMMERCES DE GROS	
0.4	2.3	4.0	3.7	5.7	0.6	7.2	3.0	1.6	1.2	3.1	3.0	35.5	100.0	F				
3.0	1.0	3.0	2.3	2.4	2.0	4.0	2.4	2.2	1.6	3.4	2.3	56.6	100.0	T				
5.7	5.5	5.0	4.8	4.7	4.0	3.7	3.5	2.4	2.5	2.4	2.0	14.3	100.0	M	1B			
0.6	4.6	3.0	3.8	2.6	2.0	3.5	1.0	1.3	0.7	0.9	0.7	5.1	100.0	F				
5.0	5.4	5.6	4.7	4.5	3.0	3.7	3.3	2.3	2.3	2.2	1.9	13.4	100.0	T				
4.3	3.1	2.5	1.9	1.5	1.0	1.0	0.9	0.7	0.4	0.5	0.4	3.2	100.0	M	2			
1.6	2.2	1.2	1.3	1.0	0.5	0.4	0.3	0.4	0.1	0.1	0.2	0.9	100.0	F				
4.0	3.0	2.3	1.0	1.4	1.0	0.9	0.8	0.7	0.4	0.5	0.4	3.0	100.0	T				
0.3	0.3	0.2	0.1	0.1	0.0	0.1	0.0	0.0	0.0	0.0	0.0	0.1	100.0	M	3			
0.1	0.1	0.1	0.1	0.1	0.0	0.0	0.0	0.0	0.0	0.0	0.0	0.0	100.0	F				
0.3	0.2	0.1	0.1	0.1	0.0	0.0	0.0	0.0	0.0	0.0	0.0	0.1	100.0	T				
0.0	0.0	0.0	0.0	0.0	0.0	0.0	0.0	0.0	0.0	0.0	0.0	0.0	100.0	M	4			
0.0	0.0	0.0	0.0	0.0	0.0	0.0	0.0	0.0	0.0	0.0	0.0	0.0	100.0	F				
0.0	0.0	0.0	0.0	0.0	0.0	0.0	0.0	0.0	0.0	0.0	0.0	0.0	100.0	T				
0.0	0.0	0.0	0.0	0.0	0.0	0.0	0.0	0.0	0.0	0.0	0.0	0.0	100.0	M	5			
1.6	1.3	1.3	1.0	0.9	0.7	0.8	0.6	0.5	0.4	0.5	0.4	4.7	100.0	F				
0.4	0.3	0.2	0.2	0.2	0.1	0.2	0.1	0.1	0.0	0.1	0.1	0.5	100.0	T				
1.2	1.0	1.0	0.8	0.7	0.5	0.6	0.5	0.4	0.3	0.4	0.3	3.5	100.0	M	1A	641/642	PR. ALIMENTAIRES, BOISSONS, TABAC	
3.3	1.0	2.3	3.6	2.4	10.1	0.3	1.5	2.8	2.9	6.9	1.7	39.4	100.0	F				
3.1	1.0	2.1	3.3	3.5	5.8	2.1	2.6	3.9	13.8	7.5	1.6	14.0	100.0	M	1B			
9.1	7.9	4.3	3.1	5.1	3.2	3.3	1.9	0.6	0.7	2.4	0.5	0.2	100.0	F				
5.0	0.0	3.4	5.0	3.6	0.4	1.6	0.6	0.6	2.0	0.4	7.0	100.0	T					
3.0	7.6	4.2	3.4	4.8	2.0	2.9	1.9	0.6	0.6	0.2	0.1	1.0	100.0	M	2			
0.6	1.0	1.5	1.5	0.6	0.5	0.5	0.4	0.3	0.2	0.2	0.1	1.0	100.0	F				
0.6	0.1	0.7	0.4	0.4	0.4	0.4	0.3	0.2	0.1	0.2	0.1	0.0	100.0	T				
2.4	1.4	1.3	1.2	0.4	0.5	0.3	0.3	0.2	0.1	0.2	0.1	0.0	100.0	M	3			
0.0	0.1	0.1	0.1	0.1	0.1	0.1	0.1	0.1	0.1	0.1	0.1	0.1	100.0	F				
0.1	0.1	0.1	0.1	0.1	0.1	0.1	0.1	0.1	0.1	0.1	0.1	0.1	100.0	T				
0.1	0.1	0.1	0.1	0.1	0.1	0.1	0.1	0.1	0.1	0.1	0.1	0.1	100.0	M	4			
0.0	0.0	0.0	0.0	0.0	0.0	0.0	0.0	0.0	0.0	0.0	0.0	0.0	100.0	F				
0.0	0.0	0.0	0.0	0.0	0.0	0.0	0.0	0.0	0.0	0.0	0.0	0.0	100.0	T				
0.0	0.0	0.0	0.0	0.0	0.0	0.0	0.0	0.0	0.0	0.0	0.0	0.0	100.0	M	5			
1.4	1.0	0.7	0.6	0.5	0.3	0.4	0.2	0.2	0.1	0.3	0.1	1.5	100.0	F				
0.1	0.1	0.1	0.1	0.1	0.0	0.0	0.0	0.0	0.0	0.0	0.0	0.0	100.0	T				
0.7	0.5	0.4	0.3	0.3	0.2	0.2	0.1	0.1	0.1	0.2	0.0	0.7	100.0	M	1A	643	PHARMACIES	
7.4	4.1	5.5	0.0	2.6	6.3	7.4	6.0	37.5	30.9	33.8	2.8	33.8	100.0	F				
5.2	3.5	7.8	7.0	2.8	3.5	2.6	6.3	3.8	3.8	3.8	3.8	100.0	T	1B				
4.1	4.0	5.1	5.1	2.0	4.6	1.5	4.6	2.2	2.2	2.2	2.2	100.0	M	2				
3.5	4.0	5.1	5.1	2.0	4.6	1.5	4.6	2.2	2.2	2.2	2.2	100.0	F					
6.0	6.0	3.5	3.5	3.5	3.5	3.5	3.5	3.5	3.5	3.5	3.5	3.5	100.0	T				
4.3	3.5	2.0	2.0	2.0	2.0	2.0	2.0	2.0	2.0	2.0	2.0	2.0	100.0	M	3			
2.8	2.4	1.9	2.1	1.8	0.9	0.7	0.4	0.7	0.4	0.7	0.6	3.0	100.0	F				
0.4	0.6	0.4	0.4	0.7	0.7	0.7	0.5	0.5	0.5	0.4	0.4	1.3	100.0	T				
1.1	1.2	0.8	0.9	0.7	0.0	0.2	0.4	0.4	0.4	0.4	0.4	1.0	100.0	M	1A	644	ART. MEDICAUX, PRODUITS D'ENTRETIEN	
6.3	3.5	0.7	0.7	2.3	2.5	3.8	14.2	29.2	55.2	55.2	55.2	100.0	F					
6.5	4.4	3.7	3.4	1.8	1.9	2.7	3.5	46.8	22.4	22.4	22.4	100.0	T	1B				
2.7	7.0	10.9	3.7	3.3	3.5	3.1	3.4	1.4	3.4	2.1	4.7	100.0	M					
0.5	10.1	0.5	0.5	2.5	2.7	3.5	2.6	1.8	2.6	1.8	18.1	100.0	F					
3.6	7.7	9.8	3.3	2.5	2.7	3.5	2.6	1.8	2.6	1.8	18.1	100.0	T	2				
2.8	3.4	4.5	2.4	2.9	1.2	1.8	0.5	0.8	0.6	1.2	5.4	100.0	M					
1.6	2.1	2.6	1.7	2.1	0.7	1.1	0.3	0.4	0.3	0.7	3.4	100.0	F					
0.3	0.3	0.3	0.3	0.3	0.3	0.3	0.3	0.3	0.3	0.3	0.3	0.3	100.0	T				
0.3	0.3	0.3	0.3	0.3	0.3	0.3	0.3	0.3	0.3	0.3	0.3	0.3	100.0	M	3			
0.7	1.2	1.4	0.6	0.8	0.3	0.6	0.3	0.3	0.2	0.2	0.4	3.7	100.0	F				
0.7	1.2	1.4	0.6	0.8	0.3	0.6	0.3	0.3	0.2	0.2	0.4	3.7	100.0	T				

TAB.C5

FULL-TIME EMPLOYEES ACCORDING TO GROSS MONTHLY PAY (CORRECTED), BY ACTIVITY, SEX AND QUALIFICATION

( % )

ACTIVITY	NACE	Q U A L I F I C A T I O N	S E X	GROSS MONTHLY PAY (CORRECTED)													
				(NAT. CURRENCY - UNITS)													
				< 1250	1250	1500	1750	2000	2250	2500	2750	3000	3250	3500	3750	4000	4250
1250	1498	1749	1998	2249	2498	2749	2998	3249	3498	3749	3998	4249	4498				
CLOTHING	645	1A	M	-	-	-	-	-	-	1.7	-	2.8	2.8	3.2	2.6	3.2	2.0
			F	-	-	-	-	-	-	-	-	-	5.2	-	-	-	-
		1B	M	-	-	-	-	1.0	-	1.9	-	2.8	3.2	2.6	3.1	3.1	2.1
			F	-	-	-	-	2.1	1.5	3.3	2.4	13.3	8.3	6.0	8.6	6.6	5.9
		2	M	-	-	-	-	1.3	1.7	5.6	3.8	13.2	8.3	8.9	8.6	6.9	4.9
			F	-	3.2	2.6	1.9	7.5	10.4	8.3	10.0	8.4	8.7	4.7	4.7	4.5	2.5
		3	M	-	1.8	4.3	5.9	13.2	10.0	12.6	11.4	7.3	7.7	3.8	3.9	2.6	1.5
			F	-	2.6	5.4	8.9	18.3	15.9	15.5	12.9	8.3	4.1	3.5	2.1	1.0	-
		4	M	1.1	11.4	18.6	21.7	14.1	11.2	14.1	11.2	5.7	2.2	0.1	0.8	-	-
			F	0.8	8.4	14.8	17.3	15.8	12.8	11.7	8.2	4.3	2.7	1.3	1.3	0.4	-
		5	M	1.9	8.2	16.2	21.9	17.8	12.5	9.7	4.7	3.2	2.5	0.5	-	-	-
			F	8.9	32.0	25.5	17.9	7.3	5.1	2.2	0.9	0.5	0.1	0.2	-	-	-
T	M	7.6	27.7	23.7	17.9	9.3	6.5	3.6	1.6	0.9	0.6	0.3	-	-	-		
	F	11.0	28.5	27.0	14.6	6.0	5.9	3.2	1.5	0.9	0.6	-	0.1	-	-		
FOOTWEAR, LEATHER GOODS	646	1A	M	19.6	39.2	24.7	10.6	3.3	1.5	0.4	0.3	-	-	-	-	-	
			F	18.2	37.5	25.1	11.2	3.8	2.2	0.9	0.3	0.4	0.1	-	0.2	-	-
		1B	M	1.9	6.5	9.2	9.8	10.4	8.9	7.7	5.6	6.0	4.4	3.0	2.7	2.2	1.5
			F	9.6	27.8	22.0	14.7	7.4	5.2	3.7	2.3	1.6	1.2	0.7	0.8	0.5	0.2
		2	M	7.4	21.7	18.3	13.3	8.3	6.3	4.9	3.2	2.9	2.1	1.4	1.3	1.0	0.6
			F	-	-	-	-	-	-	-	-	6.1	-	-	-	4.4	-
		3	M	-	-	-	-	-	-	11.1	-	8.3	-	5.5	-	-	-
			F	-	-	-	-	-	-	2.3	-	8.1	-	1.8	-	4.1	-
		4	M	-	-	-	-	0.7	1.7	4.3	4.1	6.1	7.2	7.3	4.7	12.4	8.5
			F	-	-	-	-	-	5.4	5.9	4.3	12.0	22.0	5.4	5.7	8.3	7.4
		5	M	-	2.0	3.3	5.1	11.3	14.0	17.0	13.4	8.8	4.4	5.1	3.9	2.0	3.0
			F	-	1.8	18.9	10.2	9.2	9.7	9.0	9.4	4.8	6.4	5.7	2.7	3.1	2.8
T	M	-	1.9	12.9	8.2	10.0	11.3	12.0	10.9	6.3	5.6	5.5	3.1	2.7	2.9		
	F	0.9	11.0	3.1	11.4	22.9	19.6	11.8	6.7	5.0	5.2	-	-	-	-		
FURN. FABRICS, HOUSEHOLD TEXTILES	647	1A	M	0.7	6.4	10.2	17.0	21.5	13.0	12.1	7.5	4.6	2.4	1.5	-	0.5	
			F	7.5	14.0	20.6	20.0	14.6	8.7	8.4	3.0	2.2	-	-	-	-	-
		1B	M	7.1	19.0	22.7	19.5	12.9	6.4	5.0	2.2	1.6	0.7	0.8	0.6	0.4	0.3
			F	7.1	18.4	22.5	19.6	13.1	6.7	5.4	2.3	1.7	0.7	0.8	0.5	0.4	0.2
		2	M	18.1	35.7	27.3	9.9	5.4	2.1	-	-	-	-	-	-	-	-
			F	28.3	35.8	19.4	8.1	2.4	2.0	1.6	0.9	0.5	0.2	0.5	0.3	-	-
		3	M	26.6	35.8	20.8	8.4	2.9	2.9	1.4	0.9	0.4	0.2	0.5	0.3	-	-
			F	4.6	10.0	9.4	7.0	7.3	6.2	6.7	4.6	5.0	2.8	3.5	2.1	4.3	3.0
		4	M	11.3	19.6	19.0	14.2	10.0	6.0	5.4	3.2	2.4	2.1	1.4	1.0	0.8	0.7
			F	9.6	17.2	16.7	12.5	9.3	6.0	5.7	3.6	3.0	2.3	1.9	1.3	1.7	1.3
		5	M	-	-	-	-	-	-	-	-	3.6	-	-	-	-	-
			F	-	-	-	-	-	-	-	-	4.5	-	-	-	-	-
T	M	-	-	-	-	-	-	-	-	9.0	11.6	7.6	10.0	6.5	9.1	7.6	
	F	-	-	-	-	-	-	-	-	9.7	26.7	9.7	-	-	12.1	-	
HOUSEHOLD FITMENTS, APPLIANCES	648/649	1A	M	-	-	-	-	-	-	-	-	-	-	-	-	-	
			F	-	-	-	-	-	-	-	-	-	-	-	-	-	-
		1B	M	-	-	-	-	-	-	-	-	-	-	-	-	-	-
			F	-	-	-	-	-	-	-	-	-	-	-	-	-	-
		2	M	-	1.5	3.0	5.0	5.6	10.3	9.4	8.3	9.2	7.7	5.9	5.3	4.9	4.0
			F	-	2.9	3.9	11.2	8.9	6.5	14.0	11.9	9.6	3.7	4.4	3.9	2.4	2.8
		3	M	-	1.8	3.2	6.2	6.2	9.5	10.3	9.8	9.3	6.9	5.6	5.0	4.4	3.8
			F	0.9	1.6	6.2	9.6	17.8	14.2	13.4	10.3	9.4	5.6	4.2	2.6	1.3	0.8
		4	M	1.3	6.7	13.9	18.1	13.8	13.9	11.1	8.8	3.2	4.1	1.3	1.5	0.6	-
			F	1.0	3.3	8.7	12.4	16.5	14.1	12.7	9.8	7.4	5.1	3.2	2.3	1.0	0.5
		5	M	1.0	5.4	15.5	19.9	19.4	14.9	9.9	5.8	3.4	1.4	1.5	0.5	0.6	0.3
			F	3.8	21.8	25.5	20.4	12.4	7.5	3.6	2.0	1.1	0.8	0.4	0.5	-	-
T	M	1.8	10.4	18.5	20.0	17.3	12.6	8.0	4.7	2.7	1.2	1.2	0.5	0.5	0.2		
	F	5.7	25.6	29.8	20.1	8.5	3.8	2.9	1.8	0.6	0.5	0.2	0.2	-	-		
T	M	13.4	40.5	28.7	12.7	2.7	1.3	0.3	-	-	-	-	-	-	-		
	F	9.0	32.1	29.3	16.9	6.0	2.7	1.8	1.1	0.4	0.3	0.1	0.1	-	-		
T	M	1.3	6.4	12.4	13.8	13.4	11.0	8.7	6.2	5.1	3.2	3.1	2.0	1.9	1.3		
	F	5.2	21.0	21.1	16.3	9.4	6.7	5.2	3.9	2.5	1.8	1.3	1.0	0.8	0.5		
T	M	2.5	10.8	15.0	14.6	12.2	9.7	7.8	5.5	4.3	2.8	2.8	1.7	1.6	1.1		



TAB.C5

SALARIES A TEMPS PLEIN SELON LA  
RENUNERATION MENSUELLE BRUTE (CORRIGEE)  
PAR ACTIVITE, SEXE ET QUALIFICATION

( X )

REMUNERATION MENSUELLE BRUTE CORRIGEE														SEXE	QUALIFICATION	NACE	ACTIVITE		
(UNITES MONETAIRES NAT.)																			
4500	4750	5000	5250	5500	5750	6000	6250	6500	6750	7000	7250	>=	ENS.						
4740	4990	5240	5490	5740	5990	6240	6490	6740	6990	7240	7490	7500	100.						
5.1	1.4	7.3	2.5	4.7	1.0	5.7	2.5	3.2	2.3	4.5	2.5	30.7	100.0	M	1A	645	ARTICLES D'habillement		
4.7	5.2	11.0	-	-	0.3	-	-	5.2	0.9	-	-	26.6	100.0	F					
5.0	2.1	0.1	2.5	4.3	2.3	5.1	2.1	3.5	3.4	3.7	2.0	36.0	100.0	M	1B				
5.2	5.4	4.0	3.0	2.7	0.9	2.4	2.9	2.3	1.4	1.4	0.4	7.0	100.0	F					
0.2	3.7	3.0	2.4	3.7	1.1	2.5	-	-	-	-	-	2.5	100.0	M	2				
5.4	4.0	4.5	3.4	3.0	1.0	2.4	2.0	1.6	1.1	1.1	0.3	6.2	100.0	F					
1.0	0.7	1.7	0.9	1.0	1.3	1.4	0.5	1.4	1.4	1.1	1.2	10.5	100.0	M	2				
2.7	0.5	1.4	0.2	1.3	-	-	-	-	-	-	-	0.7	100.0	F					
2.4	0.0	1.0	0.5	1.5	0.7	0.0	0.2	0.0	0.7	0.5	0.0	5.1	100.0	M	3				
-	-	-	-	-	-	-	-	-	-	-	-	-	100.0	F					
-	-	-	-	-	-	-	-	-	-	-	-	-	100.0	M	4				
-	-	-	-	-	-	-	-	-	-	-	-	-	100.0	F					
-	-	-	-	-	-	-	-	-	-	-	-	-	100.0	M	5				
-	-	-	-	-	-	-	-	-	-	-	-	-	100.0	F					
1.7	1.1	1.0	1.0	1.2	0.5	1.3	0.8	0.9	0.7	0.9	0.0	7.6	100.0	M	T				
0.4	0.2	0.3	0.1	0.2	0.1	0.1	0.1	0.1	0.1	0.1	0.1	0.4	100.0	F					
0.0	0.4	0.0	0.4	0.5	0.2	0.4	0.2	0.3	0.3	0.3	0.2	2.5	100.0	M	1A	646	CHAUSSURES, MAROQUINERIE		
1.5	1.5	0.1	1.5	3.0	1.0	0.1	2.2	1.5	2.0	5.1	-	46.1	100.0	F					
-	-	5.5	-	5.5	-	-	-	-	-	-	-	30.1	100.0	M	1B				
1.7	1.0	7.0	1.7	4.2	2.0	7.0	1.7	3.3	2.2	0.3	-	42.0	100.0	F					
3.0	0.4	4.5	2.6	5.2	2.5	2.1	1.0	0.7	2.2	2.0	1.3	7.0	100.0	M	2				
5.0	1.0	2.7	2.3	1.3	1.0	-	-	-	-	-	-	1.7	100.0	F					
3.0	5.0	3.0	2.4	4.1	2.3	1.0	1.4	0.0	1.0	2.5	0.0	6.0	100.0	M	3				
-	-	1.0	1.0	-	-	-	-	-	-	-	-	-	100.0	F					
1.0	2.0	0.3	1.2	0.6	1.1	-	-	-	-	-	-	-	100.0	M	4				
1.2	1.5	0.0	1.1	0.4	0.4	0.5	-	-	-	-	-	0.4	100.0	F					
-	-	-	-	-	-	-	-	-	-	-	-	-	100.0	M	5				
-	-	-	-	-	-	-	-	-	-	-	-	-	100.0	F					
0.3	0.3	0.1	-	-	-	-	-	-	-	-	-	-	100.0	M	T				
0.2	0.3	0.1	-	-	-	-	-	-	-	-	-	-	100.0	F					
-	-	-	-	-	-	-	-	-	-	-	-	-	100.0	M	1A	647		TISSUS D'ameublement	
1.1	2.0	2.4	1.1	1.0	1.1	1.7	0.0	0.5	0.0	1.4	0.0	0.2	100.0	F					
0.5	0.5	0.2	0.2	0.2	0.1	0.1	0.1	0.1	0.1	0.2	0.1	0.5	100.0	M	1B				
0.7	0.0	0.0	0.5	0.0	0.3	0.5	0.2	0.2	0.3	0.5	0.1	2.4	100.0	F					
3.0	5.4	0.0	-	5.4	-	-	5.4	3.0	-	0.0	-	40.0	100.0	M	2				
27.3	-	-	-	10.2	-	-	-	-	-	-	-	-	100.0	F					
7.5	4.5	7.5	-	7.5	3.0	-	6.0	3.0	-	7.5	-	30.4	100.0	M	3				
4.0	5.2	5.0	-	4.0	7.7	3.0	-	-	-	-	-	5.4	100.0	F					
-	0.7	-	-	-	-	-	-	-	-	-	-	-	100.0	M	4				
3.1	0.2	3.0	2.0	3.0	7.1	3.0	-	-	-	-	-	4.2	100.0	F					
3.0	1.4	1.0	4.7	-	-	1.0	-	-	-	-	-	-	100.0	M	5				
3.1	1.0	1.2	3.1	-	-	1.2	-	-	-	-	-	0.0	100.0	F					
-	-	-	-	-	-	-	-	-	-	-	-	-	100.0	M	1A	640/640	EQUIPEMENT DU FOYER		
-	-	-	-	-	-	-	-	-	-	-	-	-	100.0	F					
-	-	-	-	-	-	-	-	-	-	-	-	-	100.0	M	1B				
-	-	-	-	-	-	-	-	-	-	-	-	-	100.0	F					
-	-	-	-	-	-	-	-	-	-	-	-	-	100.0	M	2				
-	-	-	-	-	-	-	-	-	-	-	-	-	100.0	F					
-	-	-	-	-	-	-	-	-	-	-	-	-	100.0	M	3				
-	-	-	-	-	-	-	-	-	-	-	-	-	100.0	F					
-	-	-	-	-	-	-	-	-	-	-	-	-	100.0	M	4				
-	-	-	-	-	-	-	-	-	-	-	-	-	100.0	F					
-	-	-	-	-	-	-	-	-	-	-	-	-	100.0	M	5				
-	-	-	-	-	-	-	-	-	-	-	-	-	100.0	F					
1.2	0.0	1.0	0.0	0.0	0.5	0.4	0.4	0.4	0.3	0.5	0.2	3.1	100.0	M	T				
0.5	0.3	0.3	0.3	0.4	0.2	0.1	0.1	0.1	0.1	0.2	0.1	0.0	100.0	F					
1.0	0.7	0.0	0.0	0.7	0.4	0.3	0.3	0.3	0.2	0.4	0.2	2.4	100.0	M	T				

TAB.C5

FULL-TIME EMPLOYEES ACCORDING TO GROSS MONTHLY PAY (CORRECTED), BY ACTIVITY, SEX AND QUALIFICATION

( % )

ACTIVITY	NACE	QUALIFICATION	SEX	GROSS MONTHLY PAY (CORRECTED)														
				(NAT. CURRENCY - UNITS)														
				< 1250	1250 1499	1500 1749	1750 1999	2000 2249	2250 2499	2500 2749	2750 2999	3000 3249	3250 3499	3500 3749	3750 3999	4000 4249	4250 4499	
BOOKS, NEWSPRS., STATIONERY, OFFICE SUPPS.	653	1A	M	-	-	-	-	-	-	-	-	1.4	2.3	2.8	0.8	3.2	2.0	
			F	-	-	-	-	-	-	-	-	4.5	4.5	4.5	4.5	5.7	6.7	
		1B	M	-	-	-	-	0.6	1.6	3.3	2.8	6.2	5.7	6.3	5.8	6.8	6.9	6.9
			F	-	-	-	-	-	-	-	-	7.2	6.8	13.2	5.1	10.1	10.8	8.9
		2	M	-	2.9	2.2	6.9	0.5	1.2	7.4	4.0	6.6	8.5	5.5	7.4	7.3	4.6	3.7
			F	-	4.3	4.1	9.6	6.3	7.8	7.4	6.6	8.3	4.8	3.3	4.3	4.3	4.6	4.6
		3	M	-	3.5	3.1	8.1	6.5	8.3	7.1	7.8	7.3	5.0	4.8	4.8	3.8	3.1	1.8
			F	1.8	1.6	11.8	12.4	19.0	19.4	14.6	8.3	7.2	3.6	4.4	1.5	1.6	0.4	1.1
		4	M	0.7	1.5	8.6	15.7	21.5	18.0	9.8	7.7	4.2	3.2	1.5	1.5	0.4	0.6	
			F	1.2	1.6	19.4	18.4	17.7	14.2	9.6	4.1	2.8	1.7	1.0	0.4	0.2	0.2	
		5	M	4.5	20.1	23.1	16.9	11.7	14.7	5.0	1.9	0.9	0.6	0.4	-	-	0.1	
			F	3.6	15.4	21.7	17.5	14.0	14.5	6.8	2.8	1.6	1.0	0.6	-	-	-	
T	M	10.4	19.3	28.4	17.6	9.1	7.6	2.4	1.3	1.7	1.9	-	-	-	-			
	F	15.0	39.4	25.8	10.8	4.3	4.1	0.3	-	-	-	-	-	-	-			
OTHER RETAIL DISTRIBUTION	654/655	1A	M	13.4	32.4	26.7	13.1	5.9	5.3	1.0	0.6	0.6	0.7	-	-	0.2		
			F	2.1	5.8	10.3	10.9	10.1	9.5	7.1	4.5	5.1	3.3	2.6	2.3	2.5		
		1B	M	5.0	17.2	16.8	13.2	9.6	10.8	5.0	3.7	3.1	2.0	1.9	1.5	1.2		
			F	3.7	12.0	13.8	12.1	9.8	10.2	6.0	4.1	4.0	2.6	2.2	1.9	1.8		
		2	M	-	-	-	-	-	-	-	1.2	1.8	3.1	1.3	1.2	-	3.4	
			F	-	-	-	-	-	-	-	6.2	9.3	4.7	-	-	13.1	5.0	
		3	M	-	-	-	-	4.9	8.3	4.9	7.4	11.1	3.7	8.6	12.3	-	8.6	
			F	-	-	-	-	1.6	3.3	3.8	5.5	7.4	5.0	8.9	9.3	7.3	3.7	
		4	M	-	0.9	3.0	9.7	8.6	11.3	10.5	6.2	11.0	7.1	4.0	6.7	6.1	2.3	
			F	-	1.3	8.1	13.1	16.3	10.4	15.3	5.9	6.3	9.8	3.6	2.6	3.0	-	
		5	M	0.6	1.0	4.4	10.6	10.7	11.1	11.8	6.1	9.7	7.8	3.9	5.6	5.3	1.7	
			F	2.6	8.1	13.0	20.5	12.3	11.7	10.6	7.2	6.1	3.4	1.3	0.6	0.7	0.4	
T	M	1.5	4.2	9.3	15.9	13.5	12.7	12.6	8.6	8.6	5.2	3.1	1.5	0.7	0.7			
	F	0.9	6.4	21.3	18.0	19.1	15.1	8.9	5.6	1.7	1.5	0.9	0.6	-	-			
VARIOUS NON-FOOD PRODUCTS	656	1A	M	4.8	25.9	27.6	18.1	9.4	7.3	2.9	1.2	1.2	0.8	0.2	0.5	-		
			F	2.5	14.4	23.9	18.0	15.1	11.9	6.4	3.8	1.5	1.2	0.6	0.6	-		
		1B	M	10.7	24.7	28.7	18.7	7.5	4.7	3.5	1.3	-	-	-	-	-		
			F	18.3	38.3	26.9	7.6	5.5	1.9	1.1	-	-	-	-	-	-		
		2	M	14.4	31.3	27.8	13.3	6.5	3.3	2.3	0.7	-	-	0.3	-	-		
			F	2.4	7.3	15.0	13.4	12.1	10.2	7.7	5.0	4.1	2.8	2.3	2.0	1.8		
		3	M	7.4	23.1	22.1	14.3	8.9	6.6	4.7	2.4	2.6	1.7	1.1	0.9	0.7		
			F	4.3	13.5	17.8	13.7	10.9	8.8	6.5	4.0	3.5	2.4	1.8	1.6	1.4		
		4	M	-	-	-	-	-	-	-	-	3.6	-	-	-	4.5		
			F	-	-	-	-	-	-	-	-	-	-	-	-	-		
		5	M	-	-	-	-	-	1.5	1.7	-	3.0	-	1.5	-	3.7		
			F	-	-	-	-	-	0.5	1.9	4.4	7.2	8.0	9.2	10.2	8.4		
T	M	-	-	-	-	-	2.1	5.0	7.8	14.7	17.2	14.6	8.7	4.4				
	F	-	-	-	-	-	1.2	3.2	5.9	10.4	11.9	11.5	9.6	8.4				
1A	M	-	0.4	2.1	2.6	10.4	12.7	12.8	11.9	11.0	8.1	4.8	5.4	5.6				
	F	-	2.0	6.4	18.0	17.1	14.8	13.0	9.2	7.8	5.0	3.0	0.3	0.7				
2	M	-	1.3	4.5	11.1	14.1	13.9	12.9	10.4	9.2	6.4	3.8	2.6	2.9				
	F	-	1.4	7.6	14.1	19.0	16.2	11.4	14.1	7.4	6.4	0.2	1.3	-				
3	M	1.0	7.5	26.7	18.2	15.9	12.8	9.2	4.6	2.4	0.8	0.3	0.4	-				
	F	0.8	5.7	21.1	17.0	16.8	13.8	9.9	7.4	3.9	2.5	0.2	0.7	0.3				
4	M	1.3	5.7	20.8	21.1	21.2	14.8	8.4	3.4	0.9	1.4	0.7	0.4	-				
	F	4.4	25.9	38.9	14.9	10.2	3.7	1.3	0.4	0.3	-	-	0.1	-				
5	M	3.5	20.4	33.9	16.6	13.2	6.7	3.2	1.2	0.5	0.4	0.2	0.2	-				
	F	5.6	23.0	36.7	14.7	8.9	5.2	2.5	1.0	1.2	-	-	-	-				
T	M	9.2	43.7	31.4	11.2	3.1	0.7	0.4	0.2	-	-	-	-	-				
	F	8.3	38.7	32.7	12.0	4.5	1.8	0.9	0.4	0.3	-	-	0.2	-				
RETAIL TRADE	64/653-656	1A	M	1.6	6.6	15.3	12.1	13.0	10.4	7.3	6.0	4.6	3.9	2.4	2.7			
			F	4.6	24.3	29.5	13.9	9.2	5.3	3.6	2.3	2.0	1.5	1.1	0.6			
		1B	M	3.6	18.6	25.0	13.3	10.4	6.9	4.8	3.5	2.8	2.2	1.5	1.3			
			F	-	-	-	-	0.1	0.3	1.2	0.8	3.2	1.2	3.5	1.6			
		2	M	-	-	-	-	1.8	0.9	3.5	0.7	6.5	2.6	3.4	3.0			
			F	-	-	-	-	0.4	0.4	1.5	0.8	3.7	1.4	3.5	1.8			
		3	M	-	-	-	-	0.4	1.1	2.2	3.2	6.8	7.1	9.1	8.1			
			F	-	-	-	-	0.7	1.9	5.9	7.2	12.6	13.6	12.0	9.2			
		4	M	-	-	-	-	0.5	1.3	3.2	4.3	8.3	8.8	9.9	8.4			
			F	-	1.0	2.7	4.3	8.1	9.8	11.4	10.0	10.4	7.6	5.8	5.1			
		5	M	-	5.9	8.5	13.4	13.4	11.3	10.7	9.1	6.7	5.6	3.4	2.5			
			F	-	2.6	4.7	7.4	9.9	10.3	11.2	9.7	9.1	6.9	5.0	4.2			
T	M	0.5	2.0	6.0	10.8	16.5	15.7	14.6	11.9	7.6	6.0	4.0	2.0					
	F	2.5	9.3	22.3	20.4	15.7	10.8	7.9	4.8	2.4	1.4	0.6	0.9					
1A	M	1.6	5.9	14.7	15.9	16.1	13.1	11.0	8.1	4.8	3.6	2.2	1.4					
	F	1.7	6.5	16.3	19.7	19.0	15.1	9.4	5.5	3.0	1.7	1.0	0.6					
2	M	5.6	25.9	33.9	16.9	9.1	4.6	2.0	0.8	0.5	0.3	0.2	0.1					
	F	4.0	17.7	26.5	18.1	13.2	9.0	5.1	2.8	1.6	0.9	0.5	0.3					
3	M	7.1	24.3	30.3	19.3	9.5	4.8	2.3	1.1	0.5	0.3	0.1	0.2					
	F	14.7	42.3	28.9	9.3	3.1	0.9	0.4	0.1	0.1	0.0	0.0	0.1					
4	M	12.4	36.7	29.3	12.5	5.1	2.1	1.0	0.4	0.2	0.1	0.1	0.1					
	F	1.9	6.9	12.4	12.8	12.6	10.6	8.4	6.2	5.1	3.7	3.0	2.3					
5	M	7.4	26.1	27.4	14.2	8.2	4.8	3.2	2.0	1.5	1.2	0.8	0.7					
	F	4.8	17.3	20.5	13.6	10.2	7.5	5.6	4.0	3.2	2.3	1.8	1.4					

TAB.C5

SALARIES A TEMPS PLEIN SELON LA  
REMUNERATION MENSUELLE BRUTE (CORRIGEE)  
PAR ACTIVITE, SEXE ET QUALIFICATION

( % )

REMUNERATION MENSUELLE BRUTE CORRIGEE														SEXE	QUALIFICATION	NACE	ACTIVITE	
(UNITES MONETAIRES NAT.)																		
4500	4750	5000	5250	5500	5750	6000	6250	6500	6750	7000	7250	>=	ENS.	M	F	T		
4740	4990	5240	5490	5740	5990	6240	6490	6740	6990	7240	7490	7500	TOT.					
4.4	2.3	2.0	2.0	5.7	3.7	7.4	3.7	2.8	1.4	3.1	1.8	43.8	100.0	M	F	T	653	LIVRES, JOURN., PAPIER, EQ. BUREAU
-	-	15.7	-	-	-	-	-	6.9	4.5	-	7.4	28.2	100.0	M	F	T		
4.1	1.9	5.0	2.4	5.1	3.1	6.5	3.0	3.5	1.9	2.5	2.8	41.2	100.0	M	F	T		
4.0	2.4	4.8	4.1	4.1	1.3	2.6	2.8	3.5	2.3	2.3	2.1	17.5	100.0	M	F	T		
2.9	5.1	3.8	6.0	-	1.8	1.7	1.4	-	-	-	-	2.0	100.0	M	F	T		
3.7	3.2	4.5	4.9	3.2	1.4	2.4	2.4	2.7	1.9	1.7	1.5	12.9	100.0	M	F	T		
3.1	1.8	1.9	2.9	1.2	1.1	1.5	1.5	1.7	1.7	0.9	1.1	10.2	100.0	M	F	T		
2.4	1.9	2.2	1.5	1.5	1.5	1.9	0.9	0.9	0.9	0.5	1.4	6.9	100.0	M	F	T		
2.0	1.0	2.0	2.2	1.3	1.3	1.7	1.1	1.3	1.3	0.6	1.2	9.6	100.0	M	F	T		
-	-	-	-	-	-	-	-	-	-	-	-	-	100.0	M	F	T		
-	-	-	-	-	-	-	-	-	-	-	-	-	100.0	M	F	T		
-	-	-	-	-	-	-	-	-	-	-	-	-	100.0	M	F	T		
-	-	-	-	-	-	-	-	-	-	-	-	-	100.0	M	F	T		
-	-	-	-	-	-	-	-	-	-	-	-	-	100.0	M	F	T		
-	-	-	-	-	-	-	-	-	-	-	-	-	100.0	M	F	T		
1.0	1.1	1.3	1.6	1.2	0.8	1.3	1.0	1.1	0.9	0.7	0.7	0.3	100.0	M	F	T		
0.7	0.6	0.9	0.6	0.4	0.4	0.5	0.2	0.3	0.3	0.1	0.4	2.5	100.0	M	F	T		
1.2	0.0	1.1	1.0	0.0	0.6	0.9	0.6	0.7	0.6	0.4	0.5	5.2	100.0	M	F	T		
4.0	0.8	7.0	2.0	4.0	3.3	3.4	2.6	1.8	3.8	4.9	0.9	44.5	100.0	M	F	T		
0.4	6.2	-	-	6.2	-	-	-	-	-	9.3	-	18.3	100.0	M	F	T		
4.9	1.7	6.1	1.7	4.4	3.3	2.8	2.7	1.5	3.7	5.6	0.8	40.2	100.0	M	F	T		
0.2	5.8	4.5	4.3	3.0	2.3	2.9	2.2	3.5	1.4	0.9	0.9	4.4	100.0	M	F	T		
0.2	2.5	0.2	-	-	-	-	-	-	4.9	3.7	-	-	100.0	M	F	T		
0.2	4.9	5.5	3.7	2.9	1.8	2.3	1.8	3.0	2.2	1.5	0.7	3.7	100.0	M	F	T		
3.4	1.5	1.6	1.2	1.1	-	-	0.9	-	0.7	-	-	1.8	100.0	M	F	T		
-	-	-	-	-	-	-	-	-	-	-	-	-	100.0	M	F	T		
2.7	1.1	1.2	1.2	0.8	0.7	-	0.7	-	0.5	-	-	1.2	100.0	M	F	T		
-	0.6	-	-	0.5	-	-	-	-	-	-	-	-	100.0	M	F	T		
-	0.3	-	-	0.2	0.3	-	-	-	-	-	-	-	100.0	M	F	T		
-	-	-	-	-	-	-	-	-	-	-	-	-	100.0	M	F	T		
-	-	-	-	-	-	-	-	-	-	-	-	-	100.0	M	F	T		
-	-	-	-	-	-	-	-	-	-	-	-	-	100.0	M	F	T		
-	-	-	-	-	-	-	-	-	-	-	-	-	100.0	M	F	T		
1.2	0.8	1.2	0.7	0.7	0.6	0.5	0.5	0.4	0.6	0.5	0.2	4.5	100.0	M	F	T		
0.6	0.3	0.4	0.1	0.3	0.2	0.2	0.1	0.3	0.4	-	-	0.5	100.0	M	F	T		
1.0	0.8	0.9	0.5	0.6	0.4	0.3	0.3	0.3	0.5	0.5	0.1	2.8	100.0	M	F	T		
-	-	6.0	-	7.3	5.3	-	3.5	4.4	2.9	3.9	5.2	42.7	100.0	M	F	T		
-	-	-	-	9.3	-	-	-	-	15.8	-	-	26.6	100.0	M	F	T		
0.9	1.5	0.0	-	7.6	4.4	4.4	4.4	4.5	5.0	3.3	4.4	40.0	100.0	M	F	T		
3.4	4.0	3.8	4.5	2.2	1.8	3.3	2.3	2.7	0.6	1.9	1.0	5.6	100.0	M	F	T		
3.4	3.7	2.0	2.4	-	0.9	1.2	0.7	-	-	-	1.2	-	100.0	M	F	T		
5.4	4.3	3.1	3.6	1.3	1.4	2.4	1.8	1.5	0.7	1.4	1.1	3.2	100.0	M	F	T		
1.7	0.9	0.9	2.4	-	0.6	-	0.5	0.4	-	0.9	-	1.1	100.0	M	F	T		
0.6	0.4	-	-	0.4	0.0	0.2	-	-	-	-	-	-	100.0	M	F	T		
1.1	0.8	0.4	1.2	0.3	0.3	0.1	0.2	0.2	-	0.5	-	0.6	100.0	M	F	T		
-	-	-	-	-	-	-	-	-	-	-	-	-	100.0	M	F	T		
-	-	-	-	-	-	-	-	-	-	-	-	-	100.0	M	F	T		
-	-	-	-	-	-	-	-	-	-	-	-	-	100.0	M	F	T		
-	-	-	-	-	-	-	-	-	-	-	-	-	100.0	M	F	T		
-	-	-	-	-	-	-	-	-	-	-	-	-	100.0	M	F	T		
-	-	-	-	-	-	-	-	-	-	-	-	-	100.0	M	F	T		
-	-	-	-	-	-	-	-	-	-	-	-	-	100.0	M	F	T		
1.3	0.8	1.0	1.0	0.6	0.5	0.5	0.5	0.6	0.2	0.5	0.3	2.4	100.0	M	F	T		
0.2	0.2	0.1	0.1	0.1	0.0	0.1	0.1	0.2	0.1	0.0	0.1	0.1	100.0	M	F	T		
6.0	0.4	0.4	0.4	0.2	0.2	0.2	0.2	0.2	0.1	0.2	0.2	0.0	100.0	M	F	T		
3.4	1.7	5.2	2.5	4.7	2.2	4.3	2.5	3.0	2.5	5.3	2.1	43.0	100.0	M	F	T		
4.2	3.9	7.0	2.1	7.0	2.7	0.9	4.0	2.5	6.1	4.0	1.5	21.9	100.0	M	F	T		
3.5	2.0	5.4	2.5	5.0	2.3	3.8	2.7	2.9	3.0	5.1	2.0	39.8	100.0	M	F	T		
7.1	5.9	4.7	3.9	3.9	2.4	2.9	2.2	1.7	1.8	2.0	0.9	0.0	100.0	M	F	T		
4.4	4.3	2.9	3.1	1.4	1.4	1.2	0.7	0.5	0.7	0.8	0.8	0.9	100.0	M	F	T		
6.4	5.5	4.2	3.7	3.2	2.1	2.4	1.8	1.3	0.8	1.7	0.9	0.2	100.0	M	F	T		
2.9	1.8	1.7	1.6	0.8	0.7	0.8	0.6	0.6	0.5	0.4	0.3	2.3	100.0	M	F	T		
1.2	0.6	0.6	0.5	0.6	0.5	0.3	0.1	0.1	0.1	0.2	0.3	1.2	100.0	M	F	T		
2.3	1.4	1.4	1.3	0.8	0.6	0.5	0.4	0.4	0.4	0.4	0.3	2.8	100.0	M	F	T		
0.1	0.2	0.1	0.1	0.0	0.0	0.0	-	-	-	-	-	0.1	100.0	M	F	T		
0.1	0.0	-	0.1	0.0	-	-	-	0.0	-	-	-	0.1	100.0	M	F	T		
0.1	0.1	0.0	0.1	0.0	0.0	0.0	-	0.0	0.0	-	-	0.1	100.0	M	F	T		
0.0	0.0	0.1	0.0	-	-	0.0	-	-	-	-	-	0.0	100.0	M	F	T		
0.0	0.0	0.0	0.0	-	-	-	-	-	-	-	-	0.0	100.0	M	F	T		
0.0	0.0	0.0	0.0	-	-	-	-	-	-	-	-	0.0	100.0	M	F	T		
0.0	0.0	0.0	0.0	-	-	-	-	-	-	-	-	0.0	100.0	M	F	T		
0.0	0.0	0.0	0.0	-	-	-	-	-	-	-	-	0.0	100.0	M	F	T		
0.0	0.0	0.0	0.0	-	-	-	-	-	-	-	-	0.0	100.0	M	F	T		
1.3	1.0	1.0	0.8	0.7	0.4	0.5	0.4	0.4	0.3	0.5	0.2	2.0	100.0	M	F	T		
0.3	0.2	0.2	0.2	0.1	0.1	0.1	0.1	0.0	0.1	0.1	0.1	0.3	100.0	M	F	T		
0.0	0.6	0.5	0.4	0.4	0.3	0.3	0.3	0.2	0.2	0.2	0.1	1.5	100.0	M	F	T		

TAB.C6

FULL-TIME EMPLOYEES ACCORDING TO GROSS ANNUAL PAY, BY ACTIVITY, SEX AND QUALIFICATION

(x)

ACTIVITY	NACE	QUALIFICATION	SEX	GROSS ANNUAL PAY (NAT. CURRENCY - THOUSANDS OF UNITS)													
				< 15	>=15 <18	>=18 <21	>=21 <24	>=24 <27	>=27 <30	>=30 <33	>=33 <36	>=36 <39	>=39 <42	>=42 <45	>=45 <48	>=48 <51	>=51 <54
AGRIC. PRIMARY PROD., LIVE-STOCK, TEXT.	611	1A	M	-	-	-	-	-	-	-	-	0.9	1.9	0.6	3.6	-	1.2
			F	-	-	-	-	-	-	-	-	-	-	-	-	-	-
		1B	M	-	-	-	-	-	-	2.4	3.2	0.9	1.8	0.6	3.9	-	1.2
			F	-	-	-	-	-	-	7.1	-	8.8	6.1	8.0	6.3	11.1	8.7
		2	M	-	0.8	2.0	4.9	7.8	8.4	8.8	10.4	9.7	10.3	6.5	4.1	4.4	3.5
			F	-	-	2.8	-	19.3	6.3	11.4	16.4	12.5	3.8	4.4	9.5	2.4	2.4
	3	M	-	0.7	2.1	4.5	8.9	8.2	9.1	10.9	10.0	9.7	6.3	4.6	4.2	3.4	
		F	0.9	10.2	11.8	26.7	12.6	14.3	13.2	9.8	5.9	2.5	1.8	1.1	-	-	
	4	M	0.4	4.1	8.5	16.4	18.8	18.2	12.4	9.8	5.0	2.1	2.4	1.5	-	0.3	
		F	2.1	8.4	19.1	23.4	21.2	12.8	5.7	2.6	2.2	1.3	1.0	0.3	-	-	
	5	M	9.6	27.7	29.6	17.0	7.2	5.0	2.1	1.2	0.2	-	-	-	-	-	
		F	4.3	14.0	22.2	21.5	17.1	10.5	4.7	2.2	1.6	0.8	0.7	0.3	-	-	
T	M	8.4	24.7	25.1	23.8	10.2	5.5	0.7	0.9	0.2	0.3	-	-	-	-		
	F	30.1	37.2	22.6	4.3	4.4	1.0	-	-	-	-	-	-	-	-		
FUELS, ORES, INDUSTRIAL CHEMICALS	612	1A	M	13.2	27.4	24.6	19.5	9.0	4.5	0.7	0.7	0.1	0.2	-	-	-	
			F	2.3	7.9	12.6	15.2	13.6	9.8	5.9	4.8	3.8	3.2	2.3	2.0	1.3	
		1B	M	10.9	23.1	21.7	14.6	8.1	5.9	4.0	2.9	1.8	0.8	1.0	1.3	0.6	0.6
			F	4.1	11.2	14.6	15.1	12.5	9.0	5.5	4.5	3.3	2.7	2.0	1.8	1.1	1.0
		2	M	-	-	-	-	-	-	-	-	0.9	-	-	-	-	-
			F	-	-	-	-	-	-	-	-	0.9	-	-	-	-	-
	3	M	-	1.9	0.6	1.1	2.4	2.1	5.6	5.5	7.1	14.1	10.8	15.2	10.0	10.0	
		F	-	0.4	0.6	1.1	2.3	5.3	6.5	8.2	10.6	10.6	11.9	9.8	8.5	6.1	
	4	M	0.1	3.7	12.0	21.8	22.7	15.3	10.7	6.3	4.3	2.0	0.7	0.4	-	-	
		F	2.4	8.4	19.2	22.3	19.0	14.6	7.5	3.7	1.7	0.6	0.5	-	-	-	
	5	M	0.9	5.3	14.4	21.9	21.4	15.1	9.6	5.4	3.5	1.5	0.6	0.3	-	-	
		F	3.0	13.7	22.4	25.2	16.4	8.2	7.3	1.9	1.1	0.8	-	-	-	-	
T	M	9.1	31.5	25.9	17.5	7.3	5.5	2.4	0.7	-	-	-	-	-	-		
	F	4.4	17.8	23.2	23.4	14.3	7.6	6.1	1.6	0.8	0.6	-	-	-	-		
TIMBER, BUILDING MATERIALS	613	1A	M	0.4	3.1	7.0	11.3	11.4	9.5	8.8	7.1	6.0	5.4	4.1	3.2	2.7	
			F	2.4	9.0	13.9	15.8	13.7	12.2	8.6	7.6	4.7	3.4	2.7	1.6	1.3	
		1B	M	0.9	4.5	8.6	12.3	11.9	10.1	8.7	7.2	5.7	4.9	3.7	2.8	2.4	
			F	-	-	-	-	-	-	0.5	0.5	2.6	0.8	1.2	1.2	2.4	
		2	M	-	-	-	-	-	-	-	-	6.6	-	6.4	-	7.3	
			F	-	-	-	-	-	-	0.5	0.5	2.8	0.8	1.6	1.3	2.8	
	3	M	-	0.6	1.2	3.6	7.2	8.9	13.6	12.4	9.7	8.6	7.7	6.2	6.2		
		F	-	-	2.6	11.8	12.8	11.5	5.4	11.1	8.2	12.8	3.5	5.2	3.6		
	4	M	-	0.5	1.3	4.4	7.8	9.2	12.8	12.3	9.6	9.0	7.3	6.1	5.8		
		F	1.5	3.8	11.5	18.4	16.9	17.5	10.4	7.7	4.8	2.4	2.3	2.4	-		
	5	M	0.3	2.1	7.5	15.7	19.5	19.3	14.2	8.7	6.0	2.9	2.1	1.5	0.2	-	
		F	0.8	6.6	20.9	25.1	21.2	12.2	6.7	3.5	1.5	0.7	0.5	0.1	-	-	
T	M	3.6	21.5	31.8	19.5	12.6	6.2	2.2	1.4	0.4	0.7	-	-	-	-		
	F	1.6	10.7	23.9	23.6	18.9	10.5	5.5	2.9	1.2	0.7	0.4	0.1	-	-		
MACHINERY, EQUIPMENTS, VEHICLES	614	1A	M	6.3	29.4	31.1	18.5	8.0	3.5	1.9	0.6	0.5	0.2	0.2	-	-	
			F	22.4	41.0	20.7	6.7	4.9	1.4	2.4	-	-	-	-	-	-	
		1B	M	8.6	31.0	29.6	16.8	7.5	3.2	2.0	0.5	0.5	0.2	0.2	-	-	
			F	1.5	8.4	14.4	15.4	13.5	9.8	7.7	5.0	3.7	2.6	2.4	1.9	1.6	
		2	M	5.4	17.9	22.3	16.0	11.8	8.0	4.4	3.1	2.3	2.1	1.1	1.3	0.7	
			F	2.3	10.2	15.9	15.5	13.2	8.5	7.1	4.7	3.4	2.5	2.1	1.8	1.4	
	3	M	-	-	-	-	-	-	0.3	0.2	0.4	0.5	0.8	1.2	1.2		
		F	-	-	-	-	-	-	0.2	0.2	0.4	0.7	1.2	1.4	1.2		
	4	M	-	0.3	0.9	2.2	4.1	5.9	8.5	9.2	9.4	9.9	8.2	7.5	6.2		
		F	-	1.2	1.8	2.6	7.5	7.1	10.2	11.3	12.5	11.4	8.8	4.1	6.5		
	5	M	-	0.4	1.0	2.2	4.4	6.0	8.7	9.4	9.7	10.0	8.3	7.2	6.2		
		F	0.3	1.2	3.1	9.7	16.7	18.6	15.2	12.7	8.5	6.2	4.3	2.5	0.3		
T	M	0.9	4.0	7.5	12.5	17.4	20.8	11.8	11.9	7.8	3.8	1.2	0.1	-			
	F	0.4	2.0	4.4	10.5	16.9	19.3	14.3	12.4	8.3	5.6	3.4	1.8	0.2			
5	M	1.5	8.6	18.1	24.2	19.2	12.4	7.4	3.8	2.1	1.3	0.8	0.2	0.0			
	F	5.9	20.6	24.2	20.6	14.7	7.8	3.2	1.7	0.8	0.2	0.3	-	-			
T	M	2.9	12.5	20.1	23.1	17.8	10.9	6.1	3.2	1.7	0.8	0.6	0.1	0.0			
	F	10.6	25.6	25.7	19.0	10.4	3.7	2.5	1.4	0.6	0.0	-	-	-			
T	M	14.1	39.4	24.6	14.3	5.2	1.9	0.2	0.3	-	-	-	-	-			
	F	11.8	30.3	25.3	17.4	8.7	3.1	1.7	1.0	0.4	0.0	-	-	-			
T	M	1.4	5.1	8.5	11.3	10.7	8.8	7.4	6.1	4.8	4.5	3.9	3.2	2.4			
	F	5.0	16.7	17.2	15.2	12.7	9.6	5.3	4.9	3.5	2.3	1.5	0.8	0.9			
T	M	2.2	7.7	10.5	12.2	11.2	9.1	6.9	5.9	4.5	4.0	3.3	2.6	2.0			
	F	-	-	-	-	-	-	-	-	-	-	-	-	-			

SALARIES A TEMPS PLEIN SELON LA  
RENUNERATION ANNUELLE BRUTE  
PAR ACTIVITE, SEXE ET QUALIFICATION

( X )

RENUNERATION ANNUELLE BRUTE (MILLIERS D UNITES MONETAIRES NAT.)														SEXE	QUALIFICATION	NACE	ACTIVITE
>=54 <57	>=57 <60	>=60 <63	>=63 <66	>=66 <69	>=69 <72	>=72 <75	>=75 <78	>=78 <81	>=81 <84	>=84 <87	>=87 <90	>=90	ENS. TOG.				
3.3	0.9	5.1	4.3	4.3	1.2	3.5	3.1	1.4	1.1	1.9	2.9	57.2	100.0	M	1A	611	MAT. PREM. AGR., ANIMAUX, TEXTILES
3.2	0.8	5.4	4.2	4.1	1.1	3.8	3.0	1.4	1.0	2.3	2.9	48.5	100.0	F	1A	611	
7.5	2.6	3.1	4.7	3.4	3.7	3.0	3.8	2.7	1.9	1.9	4.1	18.3	100.0	M	1B	611	
5.5	0.4	4.6	0.2	3.0	3.0	3.0	3.0	3.0	3.0	3.0	3.0	5.6	100.0	F	1B	611	
7.3	2.6	3.5	4.7	3.7	3.3	3.1	3.4	2.4	1.8	1.8	3.8	16.6	100.0	M	2	611	
3.2	3.3	2.5	1.1	2.3	0.5	1.1	0.2	0.4	0.5	0.5	2.7	100.0	M	2	611		
1.5	2.5	1.1	1.1	2.1	0.5	1.8	0.2	0.3	0.5	0.5	2.7	100.0	F	2	611		
3.8	3.2	2.3	1.1	2.1	0.5	1.8	0.2	0.3	0.5	0.5	2.7	100.0	T	2	611		
-	-	-	-	-	-	-	-	-	-	-	-	100.0	M	3	611		
-	-	-	-	-	-	-	-	-	-	-	-	100.0	F	3	611		
-	-	-	-	-	-	-	-	-	-	-	-	100.0	T	3	611		
-	-	-	-	-	-	-	-	-	-	-	-	100.0	M	4	611		
-	-	-	-	-	-	-	-	-	-	-	-	100.0	F	4	611		
-	-	-	-	-	-	-	-	-	-	-	-	100.0	T	4	611		
-	-	-	-	-	-	-	-	-	-	-	-	100.0	M	5	611		
-	-	-	-	-	-	-	-	-	-	-	-	100.0	F	5	611		
-	-	-	-	-	-	-	-	-	-	-	-	100.0	T	5	611		
1.4	0.8	1.8	0.9	1.8	0.5	0.7	0.5	0.4	0.3	0.4	0.6	5.9	100.0	M	T	611	
0.3	0.3	0.4	0.2	0.2	0.2	0.3	0.3	0.2	0.2	0.2	0.2	0.7	100.0	F	T	611	
1.1	0.7	0.9	0.7	0.8	0.4	0.6	0.4	0.3	0.2	0.3	0.4	4.8	100.0	M	1A	612	
1.8	2.4	2.4	52.5	0.7	1.4	3.3	4.4	4.4	1.5	2.3	1.5	76.3	100.0	M	1A	612	
1.8	2.4	2.4	52.5	0.7	1.4	3.3	4.4	4.4	1.5	2.3	1.5	75.3	100.0	F	1A	612	
4.8	5.4	5.4	6.0	5.7	6.1	4.9	4.0	3.6	3.8	2.1	3.1	18.3	100.0	M	1B	612	
5.5	2.5	2.8	2.5	3.0	5.3	1.5	4.3	4.3	4.3	2.0	2.0	17.4	100.0	F	1B	612	
5.8	5.2	5.2	5.8	5.5	6.1	4.8	3.7	3.4	3.8	2.0	2.0	17.4	100.0	M	2	612	
5.1	3.3	2.7	1.6	0.7	0.8	0.7	0.7	0.5	0.3	0.2	0.2	2.0	100.0	F	2	612	
4.8	2.3	0.6	2.1	0.8	0.7	0.6	0.6	0.5	0.3	0.2	0.1	1.8	100.0	M	2	612	
5.1	3.2	2.5	1.7	0.8	0.7	0.6	0.6	0.5	0.3	0.2	0.1	1.8	100.0	F	2	612	
-	-	-	-	-	-	-	-	-	-	-	-	100.0	M	3	612		
-	-	-	-	-	-	-	-	-	-	-	-	100.0	F	3	612		
-	-	-	-	-	-	-	-	-	-	-	-	100.0	T	3	612		
-	-	-	-	-	-	-	-	-	-	-	-	100.0	M	4	612		
-	-	-	-	-	-	-	-	-	-	-	-	100.0	F	4	612		
-	-	-	-	-	-	-	-	-	-	-	-	100.0	T	4	612		
-	-	-	-	-	-	-	-	-	-	-	-	100.0	M	5	612		
-	-	-	-	-	-	-	-	-	-	-	-	100.0	F	5	612		
-	-	-	-	-	-	-	-	-	-	-	-	100.0	T	5	612		
1.8	1.4	1.4	1.2	1.8	1.1	0.8	0.7	0.8	0.7	0.4	0.5	5.9	100.0	M	T	612	
0.6	0.3	0.1	0.2	0.3	0.2	0.1	0.1	0.1	0.2	0.1	0.2	0.2	100.0	F	T	612	
1.5	1.2	1.1	1.0	0.8	0.8	0.7	0.6	0.6	0.5	0.3	0.4	4.6	100.0	M	1A	613	
2.2	1.6	2.7	3.5	2.7	3.1	2.2	2.4	2.3	2.5	2.3	2.0	58.2	100.0	M	1A	613	
5.3	1.8	2.5	7.3	7.3	2.9	2.3	9.2	7.3	2.3	2.3	2.0	28.2	100.0	F	1A	613	
2.4	1.6	2.5	3.3	3.0	2.8	2.3	2.8	2.8	2.3	2.4	2.1	58.3	100.0	M	1B	613	
7.7	5.1	5.8	4.7	3.1	3.8	2.1	2.1	2.5	1.7	1.3	1.4	9.6	100.0	F	1B	613	
7.3	3.4	3.4	3.0	3.0	3.7	2.1	1.8	2.3	1.7	1.3	1.5	11.3	100.0	M	2	613	
7.6	4.9	4.5	4.4	3.1	3.7	2.1	1.8	2.3	1.7	1.3	1.5	9.6	100.0	F	2	613	
2.8	1.3	1.1	1.8	0.4	0.8	0.4	0.5	0.5	0.2	0.2	0.2	1.3	100.0	M	2	613	
2.4	1.3	1.1	1.8	0.8	0.7	0.5	0.5	0.5	0.2	0.2	0.2	1.2	100.0	F	2	613	
2.8	1.3	1.1	1.8	0.8	0.7	0.5	0.5	0.5	0.2	0.2	0.2	1.2	100.0	T	2	613	
-	-	-	-	-	-	-	-	-	-	-	-	100.0	M	3	613		
-	-	-	-	-	-	-	-	-	-	-	-	100.0	F	3	613		
-	-	-	-	-	-	-	-	-	-	-	-	100.0	T	3	613		
-	-	-	-	-	-	-	-	-	-	-	-	100.0	M	4	613		
-	-	-	-	-	-	-	-	-	-	-	-	100.0	F	4	613		
-	-	-	-	-	-	-	-	-	-	-	-	100.0	T	4	613		
-	-	-	-	-	-	-	-	-	-	-	-	100.0	M	5	613		
-	-	-	-	-	-	-	-	-	-	-	-	100.0	F	5	613		
-	-	-	-	-	-	-	-	-	-	-	-	100.0	T	5	613		
1.2	0.7	0.7	0.7	0.5	0.4	0.4	0.3	0.4	0.3	0.3	0.2	4.2	100.0	M	T	613	
0.5	0.2	0.1	0.1	0.5	0.2	0.2	0.2	0.1	0.1	0.1	0.2	0.8	100.0	F	T	613	
1.1	0.6	0.6	0.6	0.5	0.5	0.3	0.3	0.4	0.3	0.2	0.2	3.8	100.0	M	1A	614	
2.2	1.8	2.7	2.1	2.5	2.2	1.7	1.6	1.8	1.4	4.6	2.1	44.7	100.0	M	1A	614	
2.1	2.8	0.3	3.5	3.5	3.7	1.7	5.3	5.3	1.4	4.6	2.1	34.8	100.0	F	1A	614	
7.1	5.0	7.2	5.3	5.3	3.3	3.2	4.4	2.6	2.8	2.8	2.1	62.2	100.0	M	1B	614	
0.3	2.4	4.8	2.7	2.3	7.8	2.6	2.3	2.8	2.8	1.8	2.0	13.8	100.0	F	1B	614	
7.2	5.8	7.8	5.1	5.1	3.6	3.2	4.2	2.8	1.8	2.7	1.8	12.8	100.0	M	2	614	
4.7	3.1	2.5	1.8	1.6	1.3	1.8	0.7	0.9	0.4	0.8	0.4	2.7	100.0	F	2	614	
1.3	2.8	1.4	0.3	1.1	1.1	1.0	1.8	1.8	0.4	0.8	0.4	1.8	100.0	M	2	614	
4.4	3.1	2.4	1.7	1.5	1.2	0.8	0.7	0.8	0.4	0.7	0.4	2.5	100.0	F	2	614	
0.3	0.1	0.1	-	-	-	-	-	-	-	-	-	100.0	M	3	614		
0.2	0.1	0.1	-	-	-	-	-	-	-	-	-	100.0	F	3	614		
-	0.0	0.0	-	-	0.0	-	-	-	-	-	-	100.0	M	4	614		
-	0.0	0.0	0.1	-	-	-	-	-	-	-	-	100.0	F	4	614		
-	0.0	0.0	0.0	-	-	-	-	-	-	-	-	100.0	M	5	614		
-	0.0	0.0	0.0	-	-	-	-	-	-	-	-	100.0	F	5	614		
-	0.0	0.0	0.0	-	-	-	-	-	-	-	-	100.0	T	5	614		
2.3	1.7	1.8	1.3	1.3	0.8	0.8	0.8	0.7	0.5	0.8	0.5	5.9	100.0	M	T	614	
0.5	0.3	0.4	0.2	0.2	0.4	0.1	0.2	0.2	0.2	0.8	0.1	0.7	100.0	F	T	614	
1.8	1.4	1.5	1.1	1.8	0.8	0.8	0.7	0.8	0.4	0.8	0.4	4.7	100.0	M	T	614	

TAB.C6

FULL-TIME EMPLOYEES ACCORDING TO GROSS ANNUAL PAY, BY ACTIVITY, SEX AND QUALIFICATION

( % )

ACTIVITY	NACE	QUALIFICATION	SEX	GROSS ANNUAL PAY (NAT. CURRENCY - THOUSANDS OF UNITS)														
				< 15	>=15 <18	>=18 <21	>=21 <24	>=24 <27	>=27 <30	>=30 <33	>=33 <36	>=36 <39	>=39 <42	>=42 <45	>=45 <48	>=48 <51	>=51 <54	
				FURNITURE, HSEHD. GOODS, HARDWARE	615	1A	M	-	-	-	-	-	-	1.2	0.9	-	1.1	-
			F	-	-	-	-	-	-	-	-	-	-	-	12.8	-	-	-
		1B	M	-	-	-	-	-	0.2	1.1	0.8	-	1.1	0.9	0.6	1.6	2.9	-
			F	-	-	-	-	-	-	2.9	6.7	5.6	12.2	12.0	10.9	11.1	8.2	-
		2	M	-	0.4	0.9	2.5	6.5	7.2	9.7	10.5	9.0	8.0	8.3	6.4	5.3	4.7	-
			F	-	-	-	-	-	12.9	13.2	11.1	16.5	3.2	2.3	5.4	5.6	-	-
		3	M	-	0.3	1.2	2.9	6.4	7.8	10.1	10.6	9.7	7.6	7.7	6.3	5.3	4.3	-
			F	0.7	4.5	11.9	13.5	19.2	19.1	13.9	10.4	7.2	4.0	2.6	1.7	0.2	0.3	-
		4	M	0.3	2.8	7.5	13.8	19.9	18.8	13.2	9.7	6.6	3.4	2.2	1.4	0.1	0.2	-
			F	1.5	10.1	23.4	25.5	16.6	12.1	5.9	2.4	1.4	0.5	0.3	0.2	-	0.1	-
		5	M	4.7	27.4	27.5	17.2	12.3	6.3	2.4	1.3	0.4	0.3	-	-	-	-	-
			F	2.8	16.8	25.0	22.2	14.9	9.8	4.5	1.9	1.0	0.4	0.2	0.1	-	0.1	-
		T	M	9.5	31.7	29.6	15.3	8.3	3.4	0.8	1.0	0.4	-	-	-	-	-	-
			F	21.4	42.8	26.0	5.8	3.6	0.2	-	-	-	-	-	-	-	-	-
		T	M	14.2	36.1	28.2	11.5	6.4	2.1	0.5	0.6	0.3	-	-	-	-	-	-
			F	1.4	6.6	11.2	12.3	10.9	9.3	7.0	5.7	4.5	3.6	3.4	2.8	2.3	2.2	-
			T	6.1	21.9	21.0	13.2	11.7	8.0	4.6	3.4	2.7	1.4	1.1	0.9	0.8	0.4	-
			F	2.7	10.8	13.9	12.5	11.2	8.9	6.4	5.1	4.0	3.0	2.8	2.3	1.9	1.7	-
		1A	M	-	-	-	-	-	-	1.2	1.2	1.2	1.5	-	-	-	-	-
			F	-	-	-	-	-	-	9.3	-	-	-	4.9	-	-	-	-
		1B	M	-	-	-	-	1.1	0.7	2.9	3.1	4.4	2.9	4.2	5.8	8.2	7.2	-
			F	-	-	-	-	-	-	8.0	14.6	7.9	6.4	5.7	5.8	7.4	7.4	-
		2	M	0.4	0.8	2.1	5.3	4.1	5.1	7.2	5.9	10.9	3.7	5.5	4.4	7.4	4.0	-
			F	-	2.9	7.3	12.1	13.1	12.7	9.5	7.1	11.3	3.7	5.9	4.4	3.3	2.0	-
		3	M	0.3	1.4	3.6	7.2	6.6	7.2	7.8	6.3	11.0	6.3	5.6	4.4	6.3	3.4	-
			F	-	1.2	6.7	11.2	15.3	20.0	14.1	11.2	7.5	5.5	3.8	2.4	-	-	-
		4	M	3.1	9.1	13.0	18.2	18.8	13.7	9.6	6.5	4.7	1.9	0.5	0.5	-	-	-
			F	2.0	6.0	10.5	15.5	17.4	16.2	11.4	8.3	5.8	3.3	1.8	1.3	-	-	-
		5	M	2.5	13.1	20.1	23.4	15.8	8.5	7.8	4.4	2.0	1.2	0.5	0.2	-	-	-
			F	14.2	22.6	25.2	14.6	11.2	6.2	3.3	0.9	0.7	0.7	0.2	-	-	-	-
		T	M	10.0	19.2	23.3	17.8	12.9	7.0	4.9	2.1	1.2	0.9	0.3	0.1	0.1	-	-
			F	14.0	32.0	25.6	15.9	6.6	2.4	2.8	-	-	-	-	-	-	-	-
			T	31.4	36.1	22.2	5.5	3.5	1.0	-	-	-	-	-	-	-	-	-
			F	25.5	34.7	23.3	9.0	4.6	1.5	1.1	-	-	-	-	-	-	-	-
			T	2.5	7.4	9.3	10.2	7.6	6.2	6.3	4.5	4.9	3.4	2.8	2.5	3.4	2.2	-
			F	14.1	20.1	19.0	12.0	10.3	6.6	4.5	3.1	2.7	1.3	1.0	0.8	0.8	0.6	-
			T	8.3	13.8	14.1	11.1	9.0	6.4	5.4	3.8	3.8	2.4	1.9	1.7	2.1	1.4	-
		1A	M	-	-	-	-	-	0.5	1.1	1.2	1.0	0.6	3.0	2.1	1.9	1.9	-
			F	-	-	-	-	-	-	-	-	-	11.8	-	-	-	-	-
		1B	M	-	-	-	-	0.5	1.0	1.1	1.2	1.2	2.9	2.0	2.1	1.8	-	-
			F	-	-	-	-	0.8	2.7	3.7	5.2	6.3	9.0	9.4	6.7	7.1	-	-
		2	M	-	1.0	1.1	4.1	7.9	9.9	11.4	11.7	8.7	10.2	8.2	3.7	5.5	3.8	-
			F	-	-	5.7	11.5	10.2	21.6	15.3	9.3	6.5	5.6	3.7	-	1.8	-	-
		3	M	-	0.9	1.6	4.9	8.2	11.2	11.9	11.4	8.5	9.7	7.7	3.4	5.1	3.4	-
			F	0.5	2.3	6.3	12.1	21.5	19.5	14.5	8.7	6.1	3.9	2.5	0.4	0.5	0.8	-
		4	M	0.9	3.4	8.2	14.5	19.8	19.0	13.7	7.6	5.5	3.5	2.1	0.5	0.4	0.6	-
			F	1.4	7.5	17.1	23.0	19.9	13.5	7.7	4.3	2.6	2.1	0.4	0.3	-	0.1	-
		5	M	7.0	30.0	29.3	18.3	7.0	3.5	2.4	1.4	0.8	-	-	-	-	-	-
			F	3.0	13.8	20.5	21.7	16.3	10.7	6.2	3.5	2.1	1.5	0.3	0.2	-	0.1	-
		T	M	10.4	25.5	29.5	19.3	9.2	3.0	1.2	1.0	0.6	0.2	-	-	-	-	-
			F	29.0	45.8	18.4	4.3	1.5	0.7	0.2	-	-	-	-	-	-	-	-
			T	19.3	35.2	24.2	12.2	5.5	1.9	0.7	0.5	0.3	0.1	-	-	-	-	-
			F	2.3	7.7	13.1	15.3	14.2	10.5	7.4	5.2	3.7	3.4	2.5	1.6	1.5	1.3	-
			T	14.0	30.8	21.6	12.7	5.9	4.9	3.5	1.6	1.2	0.7	0.6	0.4	0.2	-	-
			F	5.5	14.1	15.4	14.6	11.9	9.0	6.3	4.2	3.0	2.6	2.0	1.3	1.1	1.0	-
		1A	M	-	-	-	-	-	-	-	-	-	-	-	-	-	-	-
			F	-	-	-	-	-	-	-	-	-	-	-	-	-	-	-
		1B	M	-	-	-	-	-	-	-	-	-	-	-	-	-	-	-
			F	-	-	-	-	-	-	-	-	-	-	-	-	-	-	-
		2	M	-	-	-	-	-	-	-	-	-	-	-	-	-	-	-
			F	-	-	-	-	-	-	-	-	-	-	-	-	-	-	-
		3	M	-	-	-	-	-	-	-	-	-	-	-	-	-	-	-
			F	-	-	-	-	-	-	-	-	-	-	-	-	-	-	-
		4	M	-	-	-	-	-	-	-	-	-	-	-	-	-	-	-
			F	-	-	-	-	-	-	-	-	-	-	-	-	-	-	-
		5	M	-	-	-	-	-	-	-	-	-	-	-	-	-	-	-
			F	-	-	-	-	-	-	-	-	-	-	-	-	-	-	-
		T	M	-	-	-	-	-	-	-	-	-	-	-	-	-	-	-
			F	-	-	-	-	-	-	-	-	-	-	-	-	-	-	-

SALARIES A TEMPS PLEIN SELON LA  
REMUNERATION ANNUELLE BRUTE  
PAR ACTIVITE, SEXE ET QUALIFICATION

( 2 )

REMUNERATION ANNUELLE BRUTE (MILLIERS D UNITES MONETAIRES NAT.)														SEXE	QUALIFICATION	RACE	ACTIVITE													
>=54 <57	>=57 <60	>=60 <63	>=63 <66	>=66 <69	>=69 <72	>=72 <75	>=75 <78	>=78 <81	>=81 <84	>=84 <87	>=87 <90	>=90	ERS. T00.																	
2.3	1.4	3.1	1.3	1.0	3.3	1.7	3.5	2.0	2.1	4.3	3.1	60.1	100.0	M	1A	615	MEUBLES, ART. MENAGERS QUINCAILLERIE													
3.2	1.3	2.8	1.5	9.8	3.1	0.7	2.7	1.9	14.6	5.0	2.9	37.3	100.0	F	1A	615		MEUBLES, ART. MENAGERS QUINCAILLERIE												
7.0	0.5	5.3	5.6	2.5	3.0	2.1	3.2	2.7	1.9	2.5	2.4	50.4	100.0	M	1B	615			MEUBLES, ART. MENAGERS QUINCAILLERIE											
10.4	1.4	2.8	2.6	3.8	5.7	3.8	2.4	2.4	2.2	2.5	2.4	11.1	100.0	F	1B	615				MEUBLES, ART. MENAGERS QUINCAILLERIE										
7.3	0.8	5.8	5.3	3.8	3.8	2.6	2.1	2.1	2.0	2.2	2.1	10.0	100.0	M	2	615					MEUBLES, ART. MENAGERS QUINCAILLERIE									
4.3	3.2	1.7	1.7	1.4	0.9	1.0	1.5	0.8	0.5	0.3	0.2	2.9	100.0	F	2	615						MEUBLES, ART. MENAGERS QUINCAILLERIE								
1.3	2.0	1.1	3.1	1.3	1.0	1.0	1.4	0.8	0.5	0.3	0.2	2.0	100.0	M	3	615							MEUBLES, ART. MENAGERS QUINCAILLERIE							
4.0	3.1	1.7	1.0	1.3	1.0	1.0	1.4	0.8	0.5	0.3	0.2	0.1	100.0	F	3	615								MEUBLES, ART. MENAGERS QUINCAILLERIE						
-	-	-	-	-	-	-	-	-	-	-	-	0.1	100.0	M	4	615									MEUBLES, ART. MENAGERS QUINCAILLERIE					
-	-	-	-	-	-	-	-	-	-	-	-	-	100.0	F	4	615										MEUBLES, ART. MENAGERS QUINCAILLERIE				
-	-	-	-	-	-	-	-	-	-	-	-	-	100.0	M	5	615											MEUBLES, ART. MENAGERS QUINCAILLERIE			
-	-	-	-	-	-	-	-	-	-	-	-	-	100.0	F	5	615												MEUBLES, ART. MENAGERS QUINCAILLERIE		
-	-	-	-	-	-	-	-	-	-	-	-	-	100.0	M	T	615													MEUBLES, ART. MENAGERS QUINCAILLERIE	
-	-	-	-	-	-	-	-	-	-	-	-	-	100.0	F	T	615														MEUBLES, ART. MENAGERS QUINCAILLERIE
2.0	1.7	1.2	1.2	0.9	0.8	0.7	0.8	0.6	0.5	0.6	0.5	4.0	100.0	M	1A	616														
0.7	0.2	0.2	0.3	0.3	0.3	0.2	0.2	0.1	0.1	0.1	0.1	0.5	100.0	F	1A	616	TEXTILE, HABILLEMENT, CHAUSSURES													
1.7	1.3	1.0	1.0	0.7	0.7	0.5	0.6	0.5	0.4	0.5	0.4	3.7	100.0	M	1B	616		TEXTILE, HABILLEMENT, CHAUSSURES												
3.0	2.3	3.2	1.7	2.0	2.0	1.2	1.0	1.2	3.1	1.0	1.2	67.0	100.0	F	1B	616			TEXTILE, HABILLEMENT, CHAUSSURES											
3.4	2.0	2.0	1.5	3.3	2.8	1.0	0.9	1.0	3.5	1.1	1.0	85.5	100.0	M	2	616				TEXTILE, HABILLEMENT, CHAUSSURES										
5.2	5.0	5.6	5.6	8.0	2.8	3.1	1.6	2.0	2.4	2.2	1.7	15.6	100.0	F	2	616					TEXTILE, HABILLEMENT, CHAUSSURES									
0.0	2.7	7.7	2.5	2.0	2.0	2.0	2.6	2.6	2.6	2.6	2.6	1.9	100.0	M	3	616						TEXTILE, HABILLEMENT, CHAUSSURES								
0.1	5.2	0.1	4.0	4.0	2.6	2.7	1.2	2.2	2.5	2.0	1.3	12.5	100.0	F	3	616							TEXTILE, HABILLEMENT, CHAUSSURES							
4.5	4.4	2.3	1.5	2.3	0.0	2.3	0.0	1.0	0.5	0.5	1.1	7.8	100.0	M	4	616								TEXTILE, HABILLEMENT, CHAUSSURES						
0.7	1.4	1.4	1.4	1.7	0.6	1.7	0.6	0.7	0.4	0.3	0.8	1.6	100.0	F	4	616									TEXTILE, HABILLEMENT, CHAUSSURES					
3.3	3.4	2.1	1.1	1.7	0.6	1.7	0.6	0.7	0.4	0.3	0.8	6.1	100.0	M	5	616										TEXTILE, HABILLEMENT, CHAUSSURES				
-	-	-	-	-	-	-	-	-	-	-	-	-	100.0	F	5	616											TEXTILE, HABILLEMENT, CHAUSSURES			
-	-	-	-	-	-	-	-	-	-	-	-	-	100.0	M	T	616												TEXTILE, HABILLEMENT, CHAUSSURES		
-	-	-	-	-	-	-	-	-	-	-	-	-	100.0	F	T	616													TEXTILE, HABILLEMENT, CHAUSSURES	
2.4	2.3	1.0	1.5	1.0	0.9	1.2	0.6	0.7	0.6	0.5	0.7	11.5	100.0	M	1A	617														PRODUITS ALIM., BOISSONS, TABAC
0.4	0.2	0.5	0.1	0.2	0.2	0.2	0.1	0.2	0.2	0.2	0.2	0.0	100.0	F	1A	617														
1.4	1.3	1.2	0.0	1.0	0.5	0.6	0.3	0.4	0.5	0.3	0.3	6.1	100.0	M	1B	617	PRODUITS ALIM., BOISSONS, TABAC													
3.0	3.2	2.6	2.1	1.0	2.1	3.0	3.3	3.1	1.6	1.1	1.0	55.8	100.0	F	1B	617		PRODUITS ALIM., BOISSONS, TABAC												
7.1	7.1	7.1	7.1	7.1	7.1	7.1	7.1	7.1	7.1	7.1	7.1	31.8	100.0	M	2	617			PRODUITS ALIM., BOISSONS, TABAC											
3.6	3.4	2.7	2.3	2.1	2.0	3.0	3.3	3.0	1.5	1.4	2.1	54.6	100.0	F	2	617				PRODUITS ALIM., BOISSONS, TABAC										
4.4	4.0	5.3	4.0	1.8	3.4	2.7	3.1	2.1	2.5	1.0	1.0	11.6	100.0	M	3	617					PRODUITS ALIM., BOISSONS, TABAC									
0.4	3.7	5.5	5.5	3.6	3.6	2.6	2.6	2.6	2.6	2.6	2.6	7.2	100.0	F	3	617						PRODUITS ALIM., BOISSONS, TABAC								
4.6	4.6	5.3	4.6	1.0	3.4	2.8	3.0	1.0	2.3	0.0	0.0	11.2	100.0	M	4	617							PRODUITS ALIM., BOISSONS, TABAC							
2.6	1.0	0.7	1.5	1.6	1.6	0.5	0.6	0.3	0.3	0.5	0.2	2.2	100.0	F	4	617								PRODUITS ALIM., BOISSONS, TABAC						
3.4	1.6	0.7	1.4	1.4	1.4	0.4	0.8	0.2	0.5	0.5	0.1	1.0	100.0	M	5	617									PRODUITS ALIM., BOISSONS, TABAC					
2.7	1.6	0.7	1.4	1.4	1.4	0.4	0.8	0.2	0.5	0.5	0.1	1.0	100.0	F	5	617										PRODUITS ALIM., BOISSONS, TABAC				
-	-	-	-	-	-	-	-	-	-	-	-	-	100.0	M	T	617.6											PRODUITS DU TABAC			
-	-	-	-	-	-	-	-	-	-	-	-	-	100.0	F	T	617.6												PRODUITS DU TABAC		
-	-	-	-	-	-	-	-	-	-	-	-	-	100.0	M	1A	617.6													PRODUITS DU TABAC	
-	-	-	-	-	-	-	-	-	-	-	-	-	100.0	F	1A	617.6														PRODUITS DU TABAC
-	-	-	-	-	-	-	-	-	-	-	-	-	100.0	M	1B	617.6														
-	-	-	-	-	-	-	-	-	-	-	-	-	100.0	F	1B	617.6	PRODUITS DU TABAC													
-	-	-	-	-	-	-	-	-	-	-	-	-	100.0	M	2	617.6		PRODUITS DU TABAC												
-	-	-	-	-	-	-	-	-	-	-	-	-	100.0	F	2	617.6			PRODUITS DU TABAC											
-	-	-	-	-	-	-	-	-	-	-	-	-	100.0	M	3	617.6				PRODUITS DU TABAC										
-	-	-	-	-	-	-	-	-	-	-	-	-	100.0	F	3	617.6					PRODUITS DU TABAC									
-	-	-	-	-	-	-	-	-	-	-	-	-	100.0	M	4	617.6						PRODUITS DU TABAC								
-	-	-	-	-	-	-	-	-	-	-	-	-	100.0	F	4	617.6							PRODUITS DU TABAC							
-	-	-	-	-	-	-	-	-	-	-	-	-	100.0	M	5	617.6								PRODUITS DU TABAC						
-	-	-	-	-	-	-	-	-	-	-	-	-	100.0	F	5	617.6									PRODUITS DU TABAC					
-	-	-	-	-	-	-	-	-	-	-	-	-	100.0	M	T	617.6										PRODUITS DU TABAC				
-	-	-	-	-	-	-	-	-	-	-	-	-	100.0	F	T	617.6											PRODUITS DU TABAC			

TAB.C6

FULL-TIME EMPLOYEES ACCORDING TO GROSS ANNUAL PAY, BY ACTIVITY, SEX AND QUALIFICATION

( % )

ACTIVITY	NACE	QUALIFICATION	SEX	GROSS ANNUAL PAY (NAT. CURRENCY - THOUSANDS OF UNITS)																									
				< 15	>=15 <18	>=18 <21	>=21 <24	>=24 <27	>=27 <30	>=30 <33	>=33 <36	>=36 <39	>=39 <42	>=42 <45	>=45 <48	>=48 <51	>=51 <54												
PHARMACEUTICAL, MEDICAL GDS., CLEANING MAT.	618	1A	M	-	-	-	-	-	-	-	-	-	-	2.0	1.3	1.3	1.6	2.4											
			F	-	-	-	-	-	-	-	-	-	-	-	-	-	-	-	11.3										
			T	-	-	-	-	-	-	-	-	-	-	-	-	-	-	-	-	3.0									
			PHARMACEUTICALS	618.1	1A	M	-	-	-	-	-	-	-	-	-	-	-	-	-	-	-								
						F	-	-	-	-	-	-	-	-	-	-	-	-	-	-	-	5.9							
						T	-	-	-	-	-	-	-	-	-	-	-	-	-	-	-	-	1.8						
						OTHER WHOLESALE DISTRIBUTION	619	1A	M	-	-	-	-	-	-	-	-	-	-	-	-	-	-	-					
									F	-	-	-	-	-	-	-	-	-	-	-	-	-	-	-	4.7				
									T	-	-	-	-	-	-	-	-	-	-	-	-	-	-	-	-	1.5			
									PAPER, BOOKS, STATIONERY, NEWSPAPERS	619.1/2	1A	M	-	-	-	-	-	-	-	-	-	-	-	-	-	-	-		
												F	-	-	-	-	-	-	-	-	-	-	-	-	-	-	-	7.1	
												T	-	-	-	-	-	-	-	-	-	-	-	-	-	-	-	-	14.6



SALARIES A TEMPS PLEIN SELON LA  
REMUNERATION ANNUELLE BRUTE  
PAR ACTIVITE, SEXE ET QUALIFICATION

( X )

REMUNERATION ANNUELLE BRUTE (MILLIERS D UNITES MONETAIRES NAT.)														SEXE	QUALIFICATION	NACE	ACTIVITE
>=54 <57	>=57 <60	>=60 <63	>=63 <66	>=66 <69	>=69 <72	>=72 <75	>=75 <78	>=78 <81	>=81 <84	>=84 <87	>=87 <90	>=90	ENS. TOG.				
1.3	3.2	1.6	3.1	2.6	1.1	1.4	1.3	6.0	3.2	2.1	1.3	62.0	100.0	M	1A	610	PR. PHARM., MEDICAM., D'ENTRETIEN
-	-	-	11.7	-	-	-	7.8	-	-	-	-	65.4	100.0	F	1B		
1.2	3.0	1.8	3.7	2.4	1.0	1.3	1.8	5.5	3.0	1.9	1.2	62.2	100.0	M	2		
7.9	8.8	5.8	3.3	6.1	4.4	3.5	2.9	4.0	1.7	2.2	2.3	11.7	100.0	M	3		
8.4	5.2	3.5	7.2	1.0	-	-	1.0	2.7	-	-	1.7	4.2	100.0	M	4		
8.0	5.8	3.3	4.8	5.1	3.7	3.3	1.9	3.0	1.4	1.8	2.2	10.3	100.0	M	5		
4.2	2.4	3.7	1.1	0.8	0.7	1.2	0.2	0.4	0.3	0.5	0.4	2.5	100.0	M	T		
0.8	-	-	-	-	-	-	-	0.6	-	-	-	-	100.0	F	1A	610.1	PRODUITS PHARM.
3.5	2.1	3.0	0.8	0.6	0.6	1.0	0.2	0.4	0.2	0.4	0.3	2.0	100.0	M	1B		
0.6	0.4	-	-	-	-	1.0	-	-	-	-	-	-	100.0	F	2		
0.3	0.2	-	-	-	-	-	0.5	-	-	-	-	-	100.0	M	3		
-	-	-	-	-	-	-	-	-	-	-	-	-	100.0	F	4		
-	-	-	-	-	-	-	-	-	-	-	-	-	100.0	M	5		
-	-	-	-	-	-	-	-	-	-	-	-	-	100.0	F	T		
2.8	1.5	1.8	0.8	1.0	0.7	0.9	0.4	0.9	0.4	0.5	0.4	5.3	100.0	M	1A	610.1	PRODUITS PHARM.
0.3	0.2	0.1	0.2	0.0	-	0.1	0.1	0.1	-	-	0.0	0.4	100.0	F	1B		
1.2	0.8	0.9	0.5	0.5	0.4	0.5	0.3	0.5	0.2	0.2	0.2	2.9	100.0	M	2		
-	-	-	-	-	-	-	1.3	10.4	-	-	-	65.8	100.0	M	3		
-	-	-	-	-	-	-	-	-	-	-	-	69.0	100.0	F	4		
-	-	-	-	-	-	-	-	-	-	-	-	66.2	100.0	M	5		
11.3	7.8	-	4.7	8.3	2.5	3.2	2.3	8.6	2.4	-	2.2	12.1	100.0	M	T		
10.8	-	-	14.4	-	-	-	8.0	-	-	-	-	-	100.0	F	1A	610	ANTRES COMMERCES DE GROS
11.2	6.2	-	7.1	6.2	1.9	2.4	1.8	5.4	1.8	-	2.5	8.8	100.0	M	1B		
6.8	5.8	10.2	2.0	-	1.3	1.9	-	-	-	-	-	-	100.0	F	2		
-	-	-	-	-	-	-	-	-	-	-	-	-	100.0	M	3		
4.4	3.6	7.0	1.3	-	0.8	1.2	-	-	-	-	-	-	100.0	F	4		
2.2	-	-	-	-	-	-	-	-	-	-	-	-	100.0	M	5		
1.1	-	-	-	-	-	-	-	-	-	-	-	-	100.0	F	T		
-	-	-	-	-	-	-	-	-	-	-	-	-	100.0	M	1A	610	ANTRES COMMERCES DE GROS
2.2	1.5	1.8	0.8	0.8	0.4	0.5	0.2	0.8	0.2	0.2	0.2	3.3	100.0	M	1B		
0.2	0.1	0.1	0.2	-	-	-	-	-	-	-	-	0.2	100.0	F	2		
0.0	0.8	0.7	0.5	0.3	0.2	0.2	0.1	0.4	0.1	0.1	0.1	1.4	100.0	M	3		
3.0	2.2	2.5	2.2	1.9	3.8	3.7	1.2	1.1	0.8	4.2	2.7	63.1	100.0	M	4		
4.7	-	-	-	-	-	11.8	-	4.7	-	-	-	35.5	100.0	F	5		
3.0	2.3	2.5	2.2	1.7	3.7	4.5	1.4	1.5	6.9	4.5	2.5	60.2	100.0	M	T		
6.0	4.5	4.2	5.4	3.5	2.7	3.5	2.6	2.7	2.7	2.6	2.3	19.4	100.0	M	1A	610.1/2	PAPIER, LIVRES, JOURNAUX
2.9	0.2	2.0	4.0	1.5	2.3	3.8	1.5	1.5	-	-	1.6	7.6	100.0	F	1B		
6.0	4.9	4.0	5.3	3.1	2.6	3.8	2.4	2.4	2.5	2.2	2.2	17.2	100.0	M	2		
3.3	4.2	2.8	1.9	2.4	3.0	2.5	1.8	1.8	1.8	1.7	1.0	11.3	100.0	M	3		
4.4	1.8	-	1.4	0.7	1.1	0.7	1.0	0.7	-	-	0.7	1.4	100.0	F	4		
3.5	3.7	2.3	1.8	2.0	2.6	2.2	1.6	1.4	1.5	1.3	0.8	9.2	100.0	M	5		
0.6	-	-	-	-	-	-	-	-	-	-	0.8	0.9	100.0	F	T		
0.3	0.3	-	-	-	-	-	-	-	-	-	0.4	0.4	100.0	M	1A	610.1/2	PAPIER, LIVRES, JOURNAUX
-	-	-	-	-	-	-	-	-	-	-	-	-	100.0	F	1B		
-	-	-	-	-	-	-	-	-	-	-	-	-	100.0	M	2		
-	-	-	-	-	-	-	-	-	-	-	-	-	100.0	F	3		
-	-	-	-	-	-	-	-	-	-	-	-	-	100.0	M	4		
-	-	-	-	-	-	-	-	-	-	-	-	-	100.0	F	5		
-	-	-	-	-	-	-	-	-	-	-	-	-	100.0	M	T		
2.4	2.1	1.7	1.6	1.4	1.8	1.8	1.0	1.0	1.0	1.3	1.0	12.3	100.0	M	1A	610.1/2	PAPIER, LIVRES, JOURNAUX
0.6	0.6	0.2	0.4	0.1	0.3	0.4	0.2	0.2	0.1	0.1	0.1	1.0	100.0	F	1B		
1.7	1.5	1.1	1.1	0.9	1.0	1.1	0.7	0.6	0.6	0.8	0.6	7.5	100.0	M	2		
2.4	1.8	3.4	1.8	3.2	4.9	4.0	-	-	-	2.7	-	71.2	100.0	M	3		
-	-	-	-	-	-	-	-	-	-	-	-	27.0	100.0	F	4		
2.2	1.5	3.0	1.5	3.0	5.2	5.3	-	-	-	3.2	-	67.5	100.0	M	5		
8.0	5.8	6.5	4.2	4.1	3.8	7.2	3.8	2.5	2.1	2.1	3.2	20.2	100.0	M	T		
-	-	-	7.5	-	-	-	-	-	-	-	-	10.6	100.0	F	1A	610.1/2	PAPIER, LIVRES, JOURNAUX
5.2	5.6	6.9	4.8	3.5	3.3	6.7	3.4	2.7	1.8	1.8	2.8	19.8	100.0	M	1B		
3.1	4.5	3.6	2.4	3.2	4.2	4.1	2.8	1.5	1.8	2.3	1.2	12.5	100.0	M	2		
10.1	-	-	-	-	-	-	-	-	-	-	-	-	100.0	F	3		
4.5	3.6	3.1	2.4	2.0	3.6	3.3	2.8	1.2	1.5	1.6	1.2	10.3	100.0	M	4		
1.2	-	-	-	-	-	-	-	-	-	-	2.4	2.5	100.0	F	5		
0.6	-	-	-	-	-	-	-	-	-	-	-	-	100.0	M	T		
-	-	-	-	-	-	-	-	-	-	-	-	-	100.0	F	1A	610.1/2	PAPIER, LIVRES, JOURNAUX
-	-	-	-	-	-	-	-	-	-	-	-	-	100.0	M	1B		
-	-	-	-	-	-	-	-	-	-	-	-	-	100.0	F	2		
-	-	-	-	-	-	-	-	-	-	-	-	-	100.0	M	3		
-	-	-	-	-	-	-	-	-	-	-	-	-	100.0	F	4		
-	-	-	-	-	-	-	-	-	-	-	-	-	100.0	M	5		
-	-	-	-	-	-	-	-	-	-	-	-	-	100.0	F	T		
2.1	2.3	2.3	1.4	1.8	2.2	2.6	1.3	0.8	0.8	1.2	1.2	13.5	100.0	M	1A	610.1/2	PAPIER, LIVRES, JOURNAUX
1.1	-	0.7	0.5	-	0.3	0.3	-	-	-	-	-	0.8	100.0	F	1B		
1.7	1.5	1.7	1.1	1.2	1.5	1.8	0.8	0.6	0.6	0.8	0.8	0.8	100.0	M	2		

TAB.C6

FULL-TIME EMPLOYEES ACCORDING TO GROSS ANNUAL PAY BY ACTIVITY, SEX AND QUALIFICATION

(%)

ACTIVITY	NACE	QUALIFICATION	SEX	GROSS ANNUAL PAY (NAT. CURRENCY - THOUSANDS OF UNITS)																
				< 15	>=15 <18	>=18 <21	>=21 <24	>=24 <27	>=27 <30	>=30 <33	>=33 <36	>=36 <39	>=39 <42	>=42 <45	>=45 <48	>=48 <51	>=51 <54			
WHOLESALE TRADE	61	1A	M	-	-	-	-	0.1	0.2	0.7	0.8	0.8	1.0	1.3	1.3	1.5	1.8			
			F	-	-	-	-	-	-	-	0.5	1.5	3.3	3.1	4.8	1.5	3.4	4.0		
		1B	M	0.0	-	-	0.1	0.1	0.2	0.7	0.8	1.0	1.1	1.5	1.3	1.6	2.0	2.0		
			F	-	-	-	-	1.3	1.0	6.4	7.1	6.0	9.1	10.4	9.2	7.5	6.7	6.5		
		2	M	0.0	0.5	1.0	2.7	5.3	7.1	9.1	9.8	9.4	9.2	8.4	6.7	6.2	4.9	2.8		
			F	-	1.0	3.4	6.4	8.0	11.2	10.6	11.5	7.8	7.2	5.3	5.2	2.8	2.8	2.8		
		3	M	0.0	0.5	1.3	3.1	5.6	7.6	9.3	9.9	9.7	9.0	8.3	6.6	6.1	4.7	0.3		
			F	0.2	1.6	4.7	11.2	17.7	18.3	14.9	11.5	7.9	5.7	3.4	1.9	0.4	0.1	0.1		
		4	M	1.3	4.7	9.7	15.6	17.4	17.4	12.3	10.0	6.1	3.2	1.4	0.8	0.1	0.1	0.1		
			F	0.5	2.5	6.1	12.5	17.6	18.1	14.1	11.0	7.4	4.9	2.8	1.5	0.3	0.2	0.2		
		5	M	1.3	7.7	18.0	23.6	19.8	13.2	7.6	4.1	2.3	1.4	0.6	0.3	0.0	0.1	0.1		
			F	5.8	22.9	26.9	19.3	11.9	6.9	3.3	1.7	0.8	0.3	0.2	0.1	-	-	-		
		T	M	2.9	13.0	21.1	22.1	17.0	10.9	6.1	3.2	1.8	1.0	0.4	0.2	0.0	0.0	0.0		
			F	8.5	25.2	27.5	18.6	10.4	4.3	2.5	1.1	0.6	0.2	0.1	0.0	-	-	-		
		FOOD, DRINK, TOBACCO	641/642	1A	M	14.4	41.9	21.9	7.4	3.5	1.4	0.5	0.1	0.0	-	-	-	-		
					F	1.6	6.2	10.6	12.9	12.0	9.5	7.4	5.7	4.5	3.9	3.2	2.6	2.1	1.9	
				1B	M	8.2	21.1	19.8	14.3	10.3	7.6	4.9	3.7	2.6	1.6	1.2	0.9	0.7	0.5	
					F	3.4	10.3	13.1	13.3	11.6	9.0	6.7	5.2	4.0	3.3	2.7	2.1	1.7	1.5	
				2	M	-	-	-	-	-	-	-	-	2.0	3.8	4.6	5.0	1.2	2.8	4.5
					F	-	-	-	-	-	-	-	-	4.7	5.8	8.6	6.8	10.5	9.1	11.1
				3	M	0.1	0.4	2.4	4.9	8.0	11.9	13.3	11.8	11.0	7.0	5.8	5.0	4.2	3.9	3.9
					F	1.4	12.3	14.5	16.4	14.2	10.5	9.1	5.0	5.2	4.4	2.8	0.8	1.0	0.7	
				4	M	0.5	3.3	5.3	7.7	9.5	11.6	12.3	10.2	9.6	6.4	5.1	4.0	3.4	3.1	3.1
					F	0.3	2.5	5.5	12.4	14.5	20.1	15.2	10.5	8.7	4.9	2.8	2.1	0.2	0.4	
5	M			5.8	21.6	26.6	20.9	10.4	6.6	2.9	2.1	1.0	0.4	0.9	-	0.4	0.3			
	F			3.0	11.9	16.0	16.6	12.5	13.4	9.1	6.3	4.9	2.7	1.8	1.1	0.3	0.3			
T	M			2.1	8.8	16.5	21.2	19.4	13.7	8.4	5.6	2.0	0.9	0.6	0.5	-	0.1			
	F			12.0	40.3	28.0	12.1	4.2	2.2	0.6	0.4	0.2	0.1	0.1	-	-	-			
DISPENSING CHEMISTS	643			1A	M	7.8	26.9	23.1	16.0	10.7	7.1	3.9	2.6	1.0	0.4	0.3	0.2	-		
					F	10.8	26.7	28.0	20.7	8.9	3.1	1.0	0.3	0.1	0.4	-	-	-		
				1B	M	27.9	48.4	17.0	5.5	0.8	0.1	0.1	-	-	-	-	-	-	-	
					F	22.8	41.9	20.3	10.0	3.3	1.0	0.4	0.1	0.1	0.1	-	-	-	-	
				2	M	2.4	7.5	11.3	13.5	12.3	11.4	9.0	7.1	5.4	3.7	2.7	2.6	1.9	2.0	
					F	15.3	37.4	22.7	11.4	4.8	2.8	1.6	0.9	0.8	0.6	0.5	0.3	0.2	0.1	
				3	M	9.1	22.9	17.2	12.4	8.4	7.0	5.2	3.9	3.0	2.1	1.6	1.4	1.0	1.0	
					F	-	-	-	-	-	-	-	-	-	-	14.0	-	-	-	
				4	M	-	-	-	-	-	-	-	-	-	-	6.6	6.6	5.0	5.0	
					F	-	-	-	-	-	-	-	-	-	-	6.6	6.6	5.0	5.0	
		5	M	-	-	-	-	-	-	-	-	-	-	10.2	10.2	11.2	4.8			
			F	-	-	-	-	-	-	-	-	-	-	10.2	10.2	11.5	5.1			
		MEDICAL GOODS, COSMETICS, CLEANING MAT.	644	1A	M	-	-	-	-	-	-	-	-	-	-	-	-	-		
					F	-	-	-	-	-	-	-	-	-	-	-	-	-		
				1B	M	-	-	-	-	-	-	-	-	-	-	-	-	-	-	
					F	-	-	-	-	-	-	-	-	-	-	-	-	-	-	
				2	M	0.5	1.0	2.5	2.8	1.7	6.7	7.9	8.2	4.8	7.6	4.7	5.2	6.3	4.9	
					F	-	2.9	4.7	4.2	6.0	7.1	11.7	18.7	17.3	14.1	5.0	2.6	3.0	1.2	
				3	M	0.3	1.8	3.5	3.4	3.7	6.9	9.7	13.0	10.5	10.6	4.8	4.0	4.8	3.2	
					F	4.2	11.2	13.1	10.3	14.0	18.1	16.1	14.2	9.3	3.1	1.2	1.8	1.2	-	
				4	M	2.5	6.7	10.5	18.1	15.9	14.2	10.6	9.9	5.0	3.0	1.5	1.5	-	-	
					F	4.5	8.2	17.5	19.3	18.9	19.4	6.6	4.2	1.5	-	-	-	-	-	
				5	M	14.6	14.7	22.8	17.5	10.5	7.6	6.4	4.2	2.8	0.6	-	-	-	-	
					F	10.2	12.1	20.7	18.3	13.9	12.3	6.5	3.4	2.3	0.4	-	-	-	-	
T	M			15.0	36.6	22.4	16.3	4.7	2.1	1.8	-	-	-	-	-	-	-			
	F			18.5	31.6	31.4	13.5	3.6	-	-	-	-	-	-	-	-	-			
T	M			2.9	6.2	9.0	9.6	8.6	10.8	7.3	6.2	3.9	3.1	1.8	2.5	2.8	1.9			
	F			9.8	14.1	18.0	14.2	8.9	6.2	6.2	6.5	5.2	4.0	1.6	0.8	0.9	0.7			
T	M			6.6	10.4	13.8	12.0	8.7	8.4	6.7	8.3	4.6	3.6	1.7	1.6	1.8	1.3			
	F			-	-	-	-	-	-	-	-	-	-	-	-	-	-			

SALARIES A TEMPS PLEIN SELON LA REMUNERATION ANNUELLE BRUTE PAR ACTIVITE, SEXE ET QUALIFICATION

( % )

REMUNERATION ANNUELLE BRUTE (MILLIERS D UNITES MONETAIRES NAT.)														SEXE	QUALIFICATION	NACE	ACTIVITE	
>=54 <57	>=57 <60	>=60 <63	>=63 <66	>=66 <69	>=69 <72	>=72 <75	>=75 <78	>=78 <81	>=81 <84	>=84 <87	>=87 <90	>=90	ENS. TOG.					
2.7	2.0	2.8	2.1	2.2	2.3	2.6	2.3	2.7	1.8	2.8	2.1	62.0	100.0	M	1A	61	COMMERCE DE GROS	
3.7	2.8	4.3	4.1	5.0	4.3	4.4	2.3	2.6	1.1	5.1	2.3	36.0	100.0	F	1B			
2.8	2.1	2.9	2.2	2.4	2.4	2.7	2.3	2.7	1.7	2.0	2.1	60.3	100.0	T	1B			
0.2	5.5	5.7	5.3	4.2	3.9	3.3	3.3	2.7	2.4	2.1	2.1	13.7	100.0	M	2			
7.6	3.0	4.0	2.9	2.5	4.1	1.9	1.1	1.2	1.1	0.5	0.6	4.6	100.0	F	2			
6.4	5.3	5.8	5.0	4.1	3.9	3.2	3.1	2.5	2.3	2.0	2.0	12.8	100.0	T	3			
4.1	2.9	2.1	1.6	1.4	0.9	0.9	0.8	0.7	0.4	0.5	0.3	2.9	100.0	M	3			
2.3	1.6	1.0	0.9	1.0	0.3	0.4	0.6	0.2	0.4	0.5	0.3	0.7	100.0	F	4			
3.0	2.7	1.9	1.5	1.3	0.8	0.9	0.8	0.6	0.4	0.5	0.3	2.7	100.0	T	5			
0.1	0.1	0.0	0.0	0.0	0.0	0.1	0.1	0.1	0.1	0.1	0.0	0.1	100.0	M	1A	61		
0.1	0.1	0.0	0.0	0.0	0.0	0.0	0.0	0.0	0.0	0.0	0.0	0.0	100.0	F	1B			
0.0	0.0	0.0	0.0	0.0	0.0	0.0	0.0	0.0	0.0	0.0	0.0	0.0	100.0	T	2			
0.0	0.0	0.0	0.0	0.0	0.0	0.0	0.0	0.0	0.0	0.0	0.0	0.0	100.0	M	3			
0.0	0.0	0.0	0.0	0.0	0.0	0.0	0.0	0.0	0.0	0.0	0.0	0.0	100.0	F	4			
0.0	0.0	0.0	0.0	0.0	0.0	0.0	0.0	0.0	0.0	0.0	0.0	0.0	100.0	T	5			
0.0	0.0	0.0	0.0	0.0	0.0	0.0	0.0	0.0	0.0	0.0	0.0	0.0	100.0	M	1A	641/642		PR. ALIMENTAIRES. BOISSONS, TABAC
1.7	1.3	1.2	1.1	0.9	0.8	0.7	0.7	0.6	0.5	0.5	0.4	5.5	100.0	F	1B			
0.5	0.2	0.3	0.2	0.2	0.2	0.1	0.1	0.1	0.1	0.1	0.0	0.6	100.0	T	2			
1.4	1.0	1.0	0.8	0.7	0.6	0.6	0.5	0.5	0.3	0.4	0.3	4.1	100.0	M	3			
1.7	1.8	2.1	3.4	1.3	2.5	5.2	3.8	2.6	3.2	7.2	4.3	36.0	100.0	F	4			
2.3	1.6	1.9	3.5	2.2	2.3	4.7	4.7	3.1	3.4	7.4	4.0	33.3	100.0	T	5			
0.9	4.3	4.3	5.1	3.1	2.9	3.1	1.5	0.8	0.6	2.2	0.0	6.9	100.0	M	1A	643	PHARMACIES	
1.9	10.1	4.6	4.6	3.2	3.2	14.9	14.9	14.9	14.9	14.9	14.9	100.0	F	1B				
0.2	5.2	3.8	5.8	2.6	3.0	2.7	1.3	0.8	0.5	1.9	0.0	5.9	100.0	T	2			
2.0	2.0	1.1	1.5	0.7	0.6	0.6	0.1	0.1	0.1	0.2	0.2	0.9	100.0	M	3			
0.4	0.4	0.4	0.4	0.4	0.4	0.4	0.1	0.1	0.1	0.1	0.1	0.1	100.0	F	4			
1.6	1.7	0.9	1.2	0.6	0.4	0.5	0.1	0.1	0.1	0.1	0.2	0.7	100.0	T	5			
0.0	0.0	0.0	0.0	0.0	0.0	0.0	0.0	0.0	0.0	0.0	0.0	0.0	100.0	M	1A	644		ART. MEDICAUX, PRODUITS D'ENTRETIEN
0.0	0.0	0.0	0.0	0.0	0.0	0.0	0.0	0.0	0.0	0.0	0.0	0.0	100.0	F	1B			
0.0	0.0	0.0	0.0	0.0	0.0	0.0	0.0	0.0	0.0	0.0	0.0	0.0	100.0	T	2			
0.0	0.0	0.0	0.0	0.0	0.0	0.0	0.0	0.0	0.0	0.0	0.0	0.0	100.0	M	3			
0.0	0.0	0.0	0.0	0.0	0.0	0.0	0.0	0.0	0.0	0.0	0.0	0.0	100.0	F	4			
0.0	0.0	0.0	0.0	0.0	0.0	0.0	0.0	0.0	0.0	0.0	0.0	0.0	100.0	T	5			
0.0	0.0	0.0	0.0	0.0	0.0	0.0	0.0	0.0	0.0	0.0	0.0	0.0	100.0	M	1A	644		
1.1	0.8	0.6	0.8	0.4	0.4	0.5	0.2	0.1	0.1	0.4	0.2	1.5	100.0	F	1B			
0.1	0.2	0.1	0.1	0.0	0.0	0.0	0.0	0.0	0.0	0.0	0.0	0.0	100.0	T	2			
0.5	0.5	0.3	0.4	0.2	0.2	0.2	0.2	0.1	0.1	0.1	0.1	0.7	100.0	M	3			
10.5	0.0	0.0	15.6	10.8	0.0	0.6	6.3	0.6	0.6	0.6	0.6	40.6	100.0	F	4			
5.0	0.0	0.0	0.0	0.0	0.0	0.0	0.0	0.0	0.0	0.0	0.0	36.9	100.0	T	5			
5.5	5.5	9.2	4.8	5.8	2.8	1.8	0.0	0.0	0.0	0.0	0.0	38.9	100.0	M	1A	644		
5.1	2.5	0.0	0.0	0.0	0.0	0.0	0.0	0.0	0.0	0.0	0.0	100.0	F	1B				
5.3	4.3	5.8	3.8	3.4	3.3	1.8	0.0	0.0	0.0	2.4	0.0	100.0	T	2				
9.2	2.8	2.8	0.0	0.0	0.0	0.0	0.0	0.0	0.0	0.0	0.0	100.0	M	3				
3.2	1.6	2.7	0.0	0.0	1.6	0.0	2.1	0.0	0.0	0.0	0.0	100.0	F	4				
0.0	0.0	0.0	0.0	0.0	0.0	0.0	0.0	0.0	0.0	0.0	0.0	100.0	T	5				
0.0	0.0	0.0	0.0	0.0	0.0	0.0	0.0	0.0	0.0	0.0	0.0	100.0	M	1A	644			
2.0	1.4	2.6	2.0	2.4	1.9	1.2	1.2	0.5	0.3	5.2	0.4	2.8	100.0	F	1B			
1.1	0.4	0.3	0.3	0.5	0.7	0.7	0.7	0.7	0.7	0.7	0.4	1.3	100.0	T	2			
1.4	0.7	1.1	0.9	1.8	0.7	4.8	2.7	0.3	0.3	0.3	0.4	1.8	100.0	M	3			
3.8	4.4	18.8	12.5	0.0	0.0	0.3	0.3	0.3	0.3	0.3	0.3	58.2	100.0	F	4			
2.8	5.3	3.8	2.9	0.0	0.0	3.5	4.1	0.0	0.0	4.8	0.0	46.8	100.0	T	5			
8.8	7.2	8.8	2.1	7.1	3.2	2.8	4.3	1.8	1.8	4.8	4.8	53.8	100.0	M	1A	644		
0.6	0.1	5.8	2.2	5.5	2.4	2.1	3.4	1.8	1.7	0.0	0.0	23.8	100.0	F	1B			
3.8	5.4	3.4	2.2	5.5	5.5	1.3	1.3	1.8	1.8	1.8	3.1	5.1	100.0	T	2			
2.1	2.0	1.8	1.2	1.2	3.3	0.7	0.7	0.5	0.5	1.8	1.1	19.8	100.0	M	3			
0.0	0.0	0.0	0.0	0.0	0.0	0.0	0.0	0.0	0.0	0.0	0.0	6.3	100.0	F	4			
0.0	0.0	0.0	0.0	0.0	0.0	0.0	0.0	0.0	0.0	0.0	0.0	0.0	100.0	T	5			
0.0	0.0	0.0	0.0	0.0	0.0	0.0	0.0	0.0	0.0	0.0	0.0	0.0	100.0	M	1A	644		
2.1	2.0	0.8	1.2	1.6	1.8	0.8	1.8	0.4	0.5	1.8	1.8	8.3	100.0	F	1B			
0.2	0.2	0.4	0.3	0.1	1.8	0.2	0.2	0.2	0.2	0.2	0.2	1.2	100.0	T	2			
1.1	1.4	0.6	0.7	0.1	1.8	0.5	0.6	0.3	0.3	0.5	0.5	4.5	100.0	M	3			



TAB.C6

SALARIES A TEMPS PLEIN SELON LA  
REMUNERATION ANNUELLE BRUTE  
PAR ACTIVITE, SEXE ET QUALIFICATION

( % )

REMUNERATION ANNUELLE BRUTE (MILLIERS D UNITES MONETAIRES NAT.)														SEXE	QUALIFICATION	NACE	ACTIVITE	
>=54 <57	>=57 <60	>=60 <63	>=63 <66	>=66 <69	>=69 <72	>=72 <75	>=75 <78	>=78 <81	>=81 <84	>=84 <87	>=87 <90	>=90	ENS. 100.					
1.8	1.1	4.1	5.0	6.0	2.5	1.4	7.6	1.9	2.8	2.6	3.2	39.4	100.0	M	1A	645	ARTICLES D HABILLEMENT	
5.1	7.6	5.1	-	7.7	5.1	-	-	-	7.6	7.7	-	24.8	100.0	F	1A	645		
2.4	2.3	4.3	4.1	6.3	3.8	1.1	6.7	2.1	3.7	3.7	2.6	36.6	100.0	T	1B	645		
4.1	4.1	4.1	4.5	1.2	4.3	3.8	2.5	1.8	0.5	0.7	0.5	7.8	100.0	M	2	645		
3.6	-	2.1	2.8	1.8	1.7	1.2	-	-	-	-	2.7	1.6	100.0	F	2	645		
4.0	3.0	3.5	4.0	1.2	3.5	3.0	1.7	0.7	0.5	0.8	1.1	5.8	100.0	T	3	645		
1.5	2.7	2.7	1.6	1.2	-	1.8	0.5	0.7	0.5	0.5	0.7	5.1	100.0	M	4	645		
0.0	0.4	-	-	-	-	-	-	-	-	-	-	0.6	100.0	F	4	645		
1.1	1.5	1.2	0.9	0.5	-	0.8	0.4	0.3	0.3	0.2	0.3	2.6	100.0	T	5	645		
-	-	-	-	-	-	-	-	-	-	-	-	-	100.0	M	5	645		
-	-	-	-	-	-	-	-	-	-	-	-	-	100.0	F	5	645		
-	-	-	-	-	-	-	-	-	-	-	-	-	100.0	T	5	645		
1.2	1.3	1.7	1.7	1.2	1.1	1.1	1.5	0.5	0.5	0.6	0.6	7.4	100.0	M	1A	646		CHAUSSURES, MAROQUINERIE
0.3	0.2	0.1	0.1	0.1	0.1	0.0	0.1	-	0.1	0.1	0.1	0.4	100.0	F	1A	646		
0.5	0.5	0.6	0.6	0.5	0.4	0.4	0.5	0.2	0.3	0.3	0.3	2.6	100.0	T	1B	646		
-	5.4	1.5	2.3	4.0	2.7	3.1	3.8	4.5	3.0	-	-	54.1	100.0	M	2	646		
-	-	5.8	-	8.8	-	-	-	5.8	5.8	0.8	-	23.1	100.0	F	2	646		
5.6	4.3	2.4	2.5	5.0	2.7	2.4	3.0	4.8	3.6	1.8	-	47.7	100.0	T	3	646		
3.7	4.1	3.0	2.5	3.7	0.7	1.5	0.9	3.8	1.6	1.3	0.8	2.8	100.0	M	4	646		
5.1	3.0	2.3	3.3	2.6	0.5	1.7	0.6	2.6	1.5	1.0	0.6	2.8	100.0	F	4	646		
1.2	1.8	-	1.1	1.2	-	-	-	-	-	-	-	-	100.0	T	5	646		
1.0	-	-	-	-	-	-	-	-	-	-	-	-	100.0	M	5	646		
1.1	0.9	-	0.6	0.5	-	0.5	-	-	-	-	-	-	100.0	F	5	646		
-	-	-	-	-	-	-	-	-	-	-	-	-	100.0	T	5	646		
-	-	-	-	-	-	-	-	-	-	-	-	-	100.0	M	5	646		
-	-	-	-	-	-	-	-	-	-	-	-	-	100.0	F	5	646		
1.8	2.4	1.2	1.3	1.8	0.8	1.1	0.8	1.5	0.9	0.4	0.4	9.5	100.0	M	1A	647	TISSUS D AMEUBLEMENT	
0.3	0.1	0.1	0.3	0.1	0.1	0.1	0.1	0.2	0.2	0.1	-	0.3	100.0	F	1A	647		
0.7	0.7	0.4	0.6	0.6	0.2	0.4	0.2	0.5	0.3	0.2	0.1	2.7	100.0	T	1B	647		
22.2	3.7	13.1	-	-	5.6	3.7	-	-	-	5.8	-	51.4	100.0	M	2	647		
4.8	3.2	12.8	3.2	-	8.0	3.2	3.2	-	-	4.8	-	44.8	100.0	F	2	647		
0.7	0.1	2.6	-	9.8	2.6	-	-	4.8	-	-	-	5.8	100.0	T	3	647		
0.1	-	-	-	-	-	-	-	-	-	-	-	-	100.0	M	4	647		
0.8	6.3	3.3	-	0.8	3.1	-	-	3.1	-	-	-	4.5	100.0	F	4	647		
-	4.8	-	-	-	-	2.4	-	-	-	-	-	-	100.0	T	5	647		
1.1	3.7	-	-	-	-	2.2	-	-	-	-	-	1.5	100.0	M	5	647		
-	-	-	-	-	-	-	-	-	-	-	-	-	100.0	F	5	647		
-	-	-	-	-	-	-	-	-	-	-	-	-	100.0	T	5	647		
1.5	2.8	2.8	0.8	2.8	1.8	1.8	0.4	0.8	-	1.5	-	6.7	100.0	M	1A	648/649		EQUIPEMENT DU FOYER
0.8	1.3	0.4	-	0.5	0.7	0.6	0.3	0.3	-	0.7	-	3.1	100.0	F	1A	648/649		
1.1	1.3	1.1	0.4	1.8	0.7	0.6	0.3	0.3	-	0.7	-	3.1	100.0	T	1B	648/649		
2.2	2.4	4.1	4.4	3.2	1.9	1.8	2.8	1.6	2.8	5.1	3.4	52.1	100.0	M	2	648/649		
6.4	0.8	6.6	6.4	6.4	6.4	6.4	4.8	4.8	-	-	-	11.2	100.0	F	2	648/649		
2.7	2.5	4.5	4.7	3.5	1.7	1.6	2.5	1.9	1.8	4.8	3.8	47.5	100.0	T	3	648/649		
4.1	4.8	5.6	5.1	1.8	1.8	4.4	1.2	1.8	1.8	2.2	2.2	7.3	100.0	M	4	648/649		
4.3	4.2	3.3	2.3	-	2.3	-	-	2.2	-	-	-	3.7	100.0	F	4	648/649		
4.2	4.8	5.1	4.5	1.6	1.8	3.5	1.1	1.8	1.5	2.8	1.8	6.6	100.0	T	5	648/649		
2.8	2.7	2.1	1.8	1.1	1.5	0.7	1.5	0.8	0.3	0.5	-	1.5	100.0	M	1A	648/649		
2.3	-	1.2	1.4	1.8	-	-	-	1.2	-	-	-	0.8	100.0	F	1B	648/649		
2.8	2.3	1.8	1.8	1.8	1.3	0.7	1.2	0.8	0.3	0.5	-	1.4	100.0	T	2	648/649		
0.1	0.3	-	-	0.3	-	-	-	-	-	-	-	0.2	100.0	M	3	648/649		
-	-	-	-	-	-	-	-	-	-	-	-	-	100.0	F	3	648/649		
0.1	0.3	-	-	0.3	-	-	-	-	-	-	-	0.2	100.0	T	4	648/649		
-	0.1	-	0.8	-	-	-	-	-	-	-	-	-	100.0	M	4	648/649		
-	0.1	-	0.1	-	-	-	-	-	-	-	-	-	100.0	F	4	648/649		
-	-	-	-	-	-	-	-	-	-	-	-	-	100.0	T	5	648/649		
0.8	1.8	1.8	1.8	0.5	0.5	0.8	0.5	0.4	0.3	0.5	0.4	3.8	100.0	M	1A	648/649		
0.5	0.3	0.4	0.4	0.3	0.2	0.4	0.2	0.3	-	0.1	-	0.4	100.0	F	1B	648/649		
0.8	0.8	0.8	0.8	0.5	0.4	0.4	0.4	0.3	0.2	0.4	0.3	2.7	100.0	T	2	648/649		

TAB.C6

FULL-TIME EMPLOYEES ACCORDING TO GROSS ANNUAL PAY, BY ACTIVITY, SEX AND QUALIFICATION

( % )

Table with columns: ACTIVITY, NACE, QUALIFICATION, SEX, and GROSS ANNUAL PAY (NAT. CURRENCY - THOUSANDS OF UNITS). Rows include categories like BOOKS, NEWS, STATIONERY, OFFICE SUPPLIES; OTHER RETAIL DISTRIBUTION; VARIOUS NON-FOOD PRODUCTS; and RETAIL TRADE. Each cell contains percentage values for different pay brackets.



TAB.C7

QUANTILES OF DISTRIBUTION  
OF FULL-TIME EMPLOYEES ACCORDING TO  
GROSS MONTHLY PAY CORRECTED  
BY ACTIVITY, SEX AND QUALIFICATION

QUANTILES DE LA DISTRIBUTION  
DES SALAIRES A TEMPS PLEIN SELON LA  
REMUNERATION MENSUELLE BRUTE CORRIGEE  
PAR ACTIVITE, SEXE ET QUALIFICATION

ACTIVITY	NACE	QUALIFICATION	SEX	QUANTILES						
				Q(0.10)	Q(0.25)	Q(0.50)	Q(0.75)	Q(0.90)		
AGRIC. PRIMARY PROD., LIVE- STOCK, TEXT.	611	1A	M	4180	5539	7774	11106	13304		
			F	4179	5531	7741	10863	13230		
		1B	M	3222	3925	5087	6922	8200		
			F	2741	3574	4301	5213	6642		
		2	M	3173	3861	4942	6647	8154		
			F	2135	2600	3247	4161	5278		
		3	M	2048	2292	2930	3595	4679		
			F	2120	2566	3215	4117	5205		
		4	M	1746	2017	2371	2803	3241		
			F	1565	1808	2105	2536	2928		
		5	M	1683	1945	2312	2734	3193		
			F	1530	1737	1995	2359	2741		
		T	M	1309	1471	1666	1929	2276		
			F	1420	1625	1899	2246	2652		
		FUELS, ORES, INDUSTRIAL CHEMICALS	612	1A	M	1311	1489	1704	1993	2245
					F	1160	1316	1487	1664	1850
		1B		M	1278	1432	1649	1932	2210	
				F	1521	1785	2215	3084	5137	
		2		M	1288	1480	1716	2160	2825	
				F	1433	1682	2097	2855	4544	
3	M	6004		7247	10151	13271	16716			
	F	5765		7186	10044	13220	16677			
4	M	3737		4542	5668	7092	8765			
	F	3045		3610	4155	5402	6754			
5	M	3636		4404	5578	6974	8715			
	F	2601		3096	3699	4481	5240			
T	M	2538		3077	3601	4239	4854			
	F	2594		3093	3683	4434	5191			
TIMBER, BUILDING MATERIALS	613	1A		M	2098	2405	2826	3252	3732	
				F	1967	2282	2688	3069	3420	
1B		M		2060	2369	2786	3201	3659		
		F		1736	1942	2247	2620	2986		
2		M		1551	1773	2064	2428	2736		
		F		1643	1879	2190	2557	2926		
3		M	1491	1676	1930	2241	2629			
		F	1307	1454	1679	1952	2319			
4		M	1410	1615	1879	2197	2572			
		F	1776	2112	2726	3025	3587			
5		M	1531	1805	2241	2807	3504			
		F	1692	2024	2584	3535	5260			
MACHINERY, EQUIPMENTS, VEHICLES		614	1A	M	4134	5305	7552	10206	14663	
				F	3538	4524	6639	8175	15987	
1B			M	4069	5246	7411	10191	14788		
			F	3069	3670	4487	5721	7265		
2			M	2983	3374	3999	5338	7897		
			F	3055	3640	4452	5705	7351		
3			M	2163	2592	3107	3814	4663		
			F	1972	2305	2885	3585	4859		
4	M		2139	2571	3091	3780	4672			
	F		1831	2088	2414	2807	3263			
5	M		1675	1904	2261	2693	3138			
	F		1796	2053	2385	2784	3238			
T	M		1587	1791	2053	2371	2702			
	F		1374	1547	1729	2037	2353			
MACHINERY, EQUIPMENTS, VEHICLES	614		1A	M	1521	1693	1967	2289	2632	
				F	1330	1501	1681	1936	2218	
1B			M	1176	1325	1494	1707	1986		
			F	1305	1480	1556	1810	2198		
2			M	1505	1804	2218	2836	4367		
			F	1356	1557	1835	2297	3010		
3		M	1508	1733	2144	2801	4082			
		F	4329	5781	8071	10662	13687			
4		M	3543	4440	6045	8503	13817			
		F	4227	5580	7874	10576	13735			
5		M	3298	4035	5078	6325	8220			
		F	3043	3431	4187	5166	6537			
T		M	3261	3977	5013	6249	8105			
		F	2264	2784	3487	4442	5683			
MACHINERY, EQUIPMENTS, VEHICLES		614	1A	M	2230	2742	3295	3904	4543	
				F	2261	2780	3468	4387	5569	
1B			M	1909	2191	2584	3060	3528		
			F	1750	2048	2439	2881	3221		
2			M	1851	2151	2543	3001	3448		
			F	1539	1751	2041	2400	2809		
3	M		1352	1540	1803	2143	2484			
	F		1460	1668	1963	2324	2709			
4	M		1305	1467	1677	1980	2389			
	F		1272	1379	1575	1848	2089			
5	M		1291	1429	1647	1932	2267			
	F		1610	1970	2588	3768	5724			
T	M		1371	1595	1958	2523	3256			
	F		1530	1846	2403	3435	5231			



TAB.C7

QUANTILES OF DISTRIBUTION  
OF FULL-TIME EMPLOYEES ACCORDING TO  
GROSS ANNUAL PAY  
BY ACTIVITY, SEX AND QUALIFICATION

QUANTILES DE LA DISTRIBUTION  
DES SALAIRES A TEMPS PLEIN SELON LA  
REMUNERATION ANNUELLE BRUTE  
PAR ACTIVITE, SEXE ET QUALIFICATION

QUANTILES					SEX	QUALIFICATION	RACE	ACTIVITE	
Q(0.10)	Q(0.25)	Q(0.50)	Q(0.75)	Q(0.90)					
54334	67155	97103	141424	190501	M	1A	611	MAT. PREM. AGR., ANIMAUX, TEXTILES	
54103	67049	96800	140556	192293	F				
38480	48493	69439	82883	98077	M	1B			
35784	41400	59553	62848	74815	F				
37078	45919	57850	79894	97275	M	2			
24020	38407	38150	48082	62340	F				
24075	27925	34690	45885	51391	M	3			
24936	30225	37707	48030	61520	F				
21086	24330	27903	32712	37372	M	4			
17085	21220	24000	26687	34820	F				
19030	23100	27202	32074	38649	M	5			
17034	20207	23027	27219	31652	F				
19042	18660	19200	22434	28568	M	1A	612		COMBUSTIBLES, MINERAIS, PR. CHIMIQUES
16222	18007	22332	26293	30297	F				
15100	17823	20825	23110	28348	M	2			
12704	14434	18806	19025	21100	F				
14220	18295	19140	22511	25701	M	3			
17010	21430	28836	36192	66401	F				
14746	18040	28224	25770	34802	M	4			
16572	19095	25210	35100	50653	F				
71467	91118	128565	179880	-	M	5			
80575	90250	127767	179003	-	F	1A	613	BOIS, MATERIAUX DE CONSTR.	
43570	53022	86780	82782	101160	M	1B			
35200	41160	47850	64200	82643	F				
42381	51507	85701	81879	100613	M	2			
30277	38179	43264	51180	60740	F				
20203	30227	42222	46277	54350	M	3			
30172	38187	43110	50704	59030	F				
24293	27904	32721	37650	41764	M	4			
22046	25677	30850	35155	39020	F				
23521	27410	32211	36888	41264	M	5			
10552	22260	25645	29698	34782	F				
17734	20220	23701	27783	31667	M	1A	614		MACHINES, VEHICULES
10007	21610	25053	29200	33763	F				
16545	19124	22315	25880	30582	M	2			
18004	18511	19801	22442	26417	F				
15040	18360	21500	25314	29730	M	3			
20705	24825	32472	45703	71650	F				
17838	20844	25973	32824	40017	M	4			
16615	23677	30547	41806	64470	F				
81078	90007	98355	130983	230735	M	5			
43578	52474	75903	106461	163517	F	1A	613		
90732	67707	96685	138185	234014	M	1B			
37540	44580	54051	68631	89130	F				
32002	39985	48380	63390	100195	M	2			
37254	44103	53506	68310	89510	F				
25950	30782	36788	45752	54174	M	3			
22675	28460	34568	41680	54862	F				
25443	30416	36546	45445	54217	M	4			
21302	24276	28824	32378	37380	F				
18210	22331	26615	31518	37326	M	5			
21024	23802	27764	32249	37371	F				
18305	20510	23986	27073	31397	M	1A	614		
15000	17077	20344	23778	27460	F				
17350	19590	22753	26419	30451	M	2			
15300	16912	19386	22340	25810	F				
13150	15100	17821	19805	23658	M	3			
15135	16585	19852	22037	25604	F				
18020	21130	26298	35551	55600	M	4			
15775	18231	21826	27585	37348	F				
17202	20367	25309	33895	52091	M	5			
55010	77267	107125	149020	197900	F	1A	614		
44030	53674	71065	113800	167782	M	1B			
53037	72510	104197	147352	196228	F				
40040	49040	60705	78750	98282	M	2			
34525	40004	48866	62316	74153	F				
40180	48131	60960	75844	95101	M	3			
28277	33902	41863	52412	65633	F				
25730	31380	37950	45344	53371	M	4			
27006	33722	41440	51781	64547	F				
22002	25036	30800	35420	40945	M	5			
20000	24022	28111	33027	37235	F				
21027	25375	29480	34760	39855	M	1A	614		
17058	20461	23695	27796	32360	F				
15000	17701	20915	24751	28544	M	2			
18714	19442	22095	26784	31377	F				
14001	16803	19807	23061	28813	M	3			
14051	15930	17734	20026	23504	F				
14497	16306	18940	22312	25801	M	4			
18240	23070	31674	47257	72095	F				
15000	18560	23174	28555	38848	M	5			
18000	22118	28048	42750	65702	F				

TAB.C7

QUANTILES OF DISTRIBUTION  
OF FULL-TIME EMPLOYEES ACCORDING TO  
GROSS MONTHLY PAY CORRECTED  
BY ACTIVITY, SEX AND QUALIFICATION

QUANTILES DE LA DISTRIBUTION  
DES SALAIRES A TEMPS PLEIN SELON LA  
REMUNERATION MENSUELLE BRUTE CORRIGEE  
PAR ACTIVITE, SEXE ET QUALIFICATION

ACTIVITY	NACE	Q U A L I F I C A T I O N	S E X	QUANTILES						
				Q(0,10)	Q(0,25)	Q(0,50)	Q(0,75)	Q(0,90)		
FURNITURE, HSEHD. GOODS, HARDWARE	615	1A	M	4639	5941	7830	10347	14648		
			F	3964	4742	7140	8504	10904		
		1B	M	4600	5785	7723	10183	14604		
			F	3283	3849	4843	6237	7850		
		2	M	3066	3395	4070	4688	5872		
			F	3244	3798	4714	6065	7632		
		3	M	2213	2642	3345	4312	5448		
			F	2013	2399	2858	3595	4436		
		4	M	2185	2617	3302	4252	5397		
			F	1827	2103	2447	2909	3443		
		5	M	1653	1863	2283	2661	3081		
			F	1770	2060	2393	2831	3287		
		T	M	1517	1699	1988	2308	2672		
			F	1344	1522	1719	2009	2379		
		TEXTILES, CLOTH- ING, FOOTWR., LEATHERWARE	616	1A	M	1419	1608	1869	2205	2575
					F	1299	1435	1632	1889	2150
				1B	M	1258	1345	1481	1678	1892
					F	1279	1390	1576	1778	2051
				2	M	1566	1879	2438	3563	5415
					F	1344	1534	1808	2302	2982
				3	M	1469	1720	2212	3133	4783
					F	4434	5574	8587	10068	14795
				4	M	2983	4093	6207	8001	10811
					F	4138	5466	8516	10049	14100
5	M			3244	4086	5011	6373	8075		
	F			2762	3091	3913	4538	5691		
T	M			3024	3777	4788	6025	7610		
	F			2053	2706	3504	4806	6852		
FOOD, DRINK, TOBACCO	617			1A	M	1815	2200	2740	3484	4287
					F	1879	2532	3274	4488	6175
				1B	M	1762	2123	2529	3002	3607
					F	1515	1834	2226	2850	3066
				2	M	1584	1950	2344	2780	3248
					F	1484	1675	1864	2358	2858
				3	M	1283	1452	1703	2049	2449
					F	1320	1526	1798	2168	2629
				4	M	1283	1433	1644	1898	2293
					F	1140	1292	1428	1623	1836
		5	M	1177	1321	1481	1708	1970		
			F	1539	1877	2688	4476	7113		
		T	M	1271	1427	1727	2276	3028		
			F	1331	1570	2056	3068	5123		
		TOBACCO PRODUCTS	617.6	1A	M	3914	5033	7358	10156	13404
					F	3624	4680	6068	8064	11626
				1B	M	3896	5022	7319	10127	13376
					F	3090	3689	4485	5985	7835
				2	M	2538	3012	3671	4818	5715
					F	3024	3617	4429	5843	7611
				3	M	2184	2590	3178	3823	4890
					F	1867	2188	2629	3184	3920
				4	M	2116	2537	3113	3864	4787
					F	1791	2101	2427	2893	3431
5	M			1581	1842	2200	2581	3023		
	F			1716	2047	2378	2824	3343		
T	M			1552	1781	2073	2445	2887		
	F			1314	1479	1673	1832	2246		
TOBACCO PRODUCTS	617.6			1A	M	1442	1653	1946	2336	2749
					F	1309	1473	1669	1825	2229
				1B	M	1161	1309	1481	1642	1781
					F	1254	1374	1571	1772	2081
				2	M	1521	1780	2216	2946	4284
					F	1267	1405	1626	1945	2480
				3	M	1377	1616	2003	2662	3818
					F	-	-	-	-	-
				4	M	-	-	-	-	-
					F	-	-	-	-	-
		5	M	-	-	-	-	-		
			F	-	-	-	-	-		
		T	M	-	-	-	-	-		
			F	-	-	-	-	-		

TAB.C7

QUANTILES OF DISTRIBUTION  
OF FULL-TIME EMPLOYEES ACCORDING TO  
GROSS ANNUAL PAY  
BY ACTIVITY, SEX AND QUALIFICATION

QUANTILES DE LA DISTRIBUTION  
DES SALAIRES A TEMPS PLEIN SELON LA  
REMUNERATION ANNUELLE BRUTE  
PAR ACTIVITE, SEXE ET QUALIFICATION

QUANTILES					SEXE	QUALIFICATION	NACE	ACTIVITE		
Q(0,10)	Q(0,25)	Q(0,50)	Q(0,75)	Q(0,90)						
55228	75000	103757	141345	237393	M	1A	615	MEUBLES, ART. MENAGERS QUINCAILLERIE		
44343	58425	84393	108544	118851	F	T				
54020	73852	100230	138717	222277	M	1B				
39347	48261	57185	72863	81989	F	T				
35348	40947	47389	55805	66950	M	2				
38877	45301	55887	70538	90837	F	T				
28880	32388	40217	51148	65333	M	3				
23383	28953	34970	43838	58006	F	T				
26881	31892	38420	50485	64680	M	4				
21586	24584	28505	33457	38587	F	T				
19216	22615	26557	38980	35780	M	5				
20789	24883	27806	32712	37829	F	T				
17524	19720	22770	26833	30437	M	1A	616		TEXTILE, HABILLEMENT, CHAUSSURES	
15576	17220	19849	23879	27427	F	T				
16267	18848	21728	25843	29517	M	2				
15848	16487	18892	21824	25421	F	T				
13285	15252	17004	19245	20976	M	3				
14888	15885	17871	20825	23884	F	T				
18534	22422	29452	44186	67485	M	4				
15533	17581	21231	27487	36183	F	T				
17810	20470	26683	38820	59640	M	5				
55748	75483	108850	148856	238848	F	1A	617			PRODUITS ALIM., BOISSONS, TABAC
36438	52888	83887	118324	146562	M	T				
54887	71181	104824	138822	224588	F	1B				
37478	47888	58288	75849	103881	M	2				
33883	36138	47717	57881	71363	F	T				
35188	45811	55881	71187	95158	M	3				
25818	33885	42588	57852	78778	F	T				
28835	24838	38888	38742	47888	M	4				
23881	28885	38848	51849	73837	F	T				
21485	25888	28288	34866	48882	M	5				
17275	20851	25848	28788	35843	F	T				
18578	22258	26762	31855	37384	M	1A	617			
18711	18488	22834	27838	32518	F	T				
13821	16433	19572	23872	28881	M	2				
15881	17347	20678	25888	28818	F	T				
14142	16832	18473	21851	25184	M	3				
12788	14335	16544	18811	21181	F	T				
13814	14833	17114	18887	23133	M	4				
13821	22788	33358	58318	95414	F	T				
13884	16528	28888	28847	36388	M	5				
15384	18685	24878	38488	66886	F	T				
48441	57885	87828	134151	225451	M	1A	617			
48848	76887	78221	86331	188454	F	T				
47888	48824	95838	132834	213744	M	1B				
37335	43838	53868	71163	84257	F	T				
38728	34388	44811	58646	73886	M	2				
38185	43288	52766	78888	93153	F	T				
25433	38242	38988	45548	57825	M	3				
22134	26388	38288	38645	46841	F	T				
24942	28887	35867	44818	56331	M	4				
21224	24528	28117	32844	38242	F	T				
18178	21238	24843	28811	34828	M	5				
28882	23578	27488	31888	37542	F	T				
18181	28825	24145	28343	32837	M	1A	617.6			
15288	18788	18331	22427	26385	F	T				
18331	19288	22783	26858	31822	M	2				
14878	18718	19432	22487	25721	F	T				
12838	14541	16373	18828	20471	M	3				
13418	15487	17820	28545	23784	F	T				
18888	21388	28482	35831	55284	M	4				
14844	16886	18714	23822	38887	F	T				
13848	18846	24883	32137	48242	M	5				
-	-	-	-	-	F	T				
-	-	-	-	-	M	1A	617.6			
-	-	-	-	-	F	T				
-	-	-	-	-	M	1B				
-	-	-	-	-	F	T				
-	-	-	-	-	M	2				
-	-	-	-	-	F	T				
-	-	-	-	-	M	3				
-	-	-	-	-	F	T				
-	-	-	-	-	M	4				
-	-	-	-	-	F	T				
-	-	-	-	-	M	5				
-	-	-	-	-	F	T				
-	-	-	-	-	M	T				

TAB.C7

QUANTILES OF DISTRIBUTION  
OF FULL-TIME EMPLOYEES ACCORDING TO  
GROSS MONTHLY PAY CORRECTED  
BY ACTIVITY, SEX AND QUALIFICATION

QUANTILES DE LA DISTRIBUTION  
DES SALAIRES A TEMPS PLEIN SELON LA  
REMUNERATION MENSUELLE BRUTE CORRIGEE  
PAR ACTIVITE, SEXE ET QUALIFICATION

ACTIVITY	NACE	Q U A L I F I C A T I O N	S E X	QUANTILES				
				Q(0,10)	Q(0,25)	Q(0,50)	Q(0,75)	Q(0,90)
PHARMACEUTICAL, MEDICAL GDS., CLEANING MAT.	618	1A	M	4054	5603	8049	10844	13587
			F	4193	5254	6248	8203	10353
		1B	M	4066	5519	7727	10588	13533
			F	3345	3996	4865	6427	7608
		2	M	2903	3482	4367	5245	6337
			F	3209	3884	4828	6162	7451
		3	M	2290	2777	3412	4380	5578
			F	2020	2392	2884	3476	4067
		4	M	2181	2668	3277	4165	5310
			F	1892	2185	2572	3173	4007
		5	M	1657	2010	2369	2759	3210
			F	1779	2099	2481	2963	3671
		T	M	1575	1810	2119	2473	2841
			F	1421	1599	1827	2125	2457
		T	M	1485	1659	1827	2284	2664
			F	1272	1404	1625	1916	2271
		T	M	1250	1337	1482	1700	1984
			F	1256	1355	1527	1758	2122
		T	M	1580	1921	2472	3540	5508
			F	1349	1550	1828	2243	2857
T	M	1422	1670	2088	2795	4246		
	F	4859	6804	8587	11541	14081		
PHARMACEUTICALS	618.1	1A	M	4788	6793	8539	11391	14003
			F	3189	3935	5168	6638	7257
		1B	M	3048	3446	4473	5335	6490
			F	3132	3881	4925	6423	7211
		2	M	2723	3090	4026	4916	5734
			F	2040	2304	2772	3479	3987
		3	M	2282	2759	3448	4478	5407
			F	2032	2319	2575	3134	4150
		4	M	1630	2008	2429	2765	3239
			F	1822	2183	2511	2897	3249
		5	M	1645	1805	2237	2563	2941
			F	1502	1633	1880	2164	2497
		T	M	1525	1694	1965	2340	2719
			F	1255	1402	1666	2002	2474
		T	M	1263	1349	1493	1709	2046
			F	1262	1356	1516	1743	2199
		T	M	1644	1991	2428	3151	4942
			F	1369	1565	1821	2202	2703
		T	M	1424	1650	1996	2525	3449
			F	4821	6008	8237	11928	15098
1A	M	3619	4646	6356	8352	10140		
	F	4646	5862	8067	11628	14901		
1B	M	3503	3995	5152	7099	9781		
	F	2922	3374	4058	5210	7092		
2	M	3305	3861	4924	6815	9355		
	F	2349	2959	4045	5671	7850		
3	M	2152	2703	3359	4221	5481		
	F	2305	2885	3834	5331	7567		
4	M	1819	2182	2608	3127	3637		
	F	1753	2032	2350	2794	3269		
5	M	1777	2088	2489	2962	3470		
	F	1531	1775	2132	2549	2975		
T	M	1351	1555	1833	2175	2548		
	F	1401	1626	1954	2334	2764		
T	M	1284	1452	1687	2002	2253		
	F	1268	1383	1574	1783	2065		
T	M	1273	1405	1616	1882	2173		
	F	1592	2039	2862	4783	7805		
T	M	1344	1560	1911	2457	3399		
	F	1435	1726	2293	3571	6145		
1A	M	5124	6157	9644	12140	14571		
	F	3527	4194	6112	9528	9736		
1B	M	5045	6084	9512	11982	14501		
	F	3551	4184	5478	6880	8998		
2	M	2512	3104	4033	5326	6225		
	F	3369	4075	5333	6775	8680		
3	M	2461	3205	4272	5648	7776		
	F	2260	2875	3443	4159	4998		
4	M	2435	3122	4117	5411	7303		
	F	1827	2292	2754	3251	3818		
5	M	1836	2090	2529	2934	3349		
	F	1832	2146	2646	3115	3588		
T	M	1614	1857	2204	2616	2999		
	F	1471	1660	1949	2247	2600		
T	M	1531	1747	2058	2441	2814		
	F	1460	1630	1874	2134	2407		
T	M	1284	1398	1586	1821	2160		
	F	1324	1502	1712	2036	2255		
T	M	1725	2124	3023	5134	7914		
	F	1418	1653	2050	2597	3397		
T	M	1557	1884	2485	3924	6358		
	F							

TAB.C7

QUANTILES OF DISTRIBUTION  
OF FULL-TIME EMPLOYEES ACCORDING TO  
GROSS ANNUAL PAY  
BY ACTIVITY, SEX AND QUALIFICATION

QUANTILES DE LA DISTRIBUTION  
DES SALARIES A TEMPS PLEIN SELON LA  
REMUNERATION ANNUELLE BRUTE  
PAR ACTIVITE, SEXE ET QUALIFICATION

QUANTILES					SEX	QUALIFICATION	RACE	ACTIVITE			
Q(0.10)	Q(0.25)	Q(0.50)	Q(0.75)	Q(0.90)							
34520	77042	111703	145314	222271	M	1A	610	PR. PHARM., MEDICAMENTS, D'ENTRETIEN			
33650	65520	82072	121077	137779	F	10					
34270	78132	110902	143000	219322	M	2					
40850	47782	58941	74853	93200	F	3					
34830	40020	49512	58454	74507	M	4					
39120	48379	56749	72300	90697	F	5					
27420	33265	41496	50430	61413	M	1A	610.1		PRODUITS PHARM.		
22720	27344	32021	38804	45100	F	1B					
25044	31592	38005	48221	59301	M	2					
22000	25312	29500	35814	43172	F	3					
19503	23090	26064	31855	35905	M	4					
21150	24322	28475	33951	40491	F	5					
18365	20836	24263	28311	32420	M	1A	610			AUTRES COMMERCE DE GROS	
15720	17805	20200	23395	27413	F	1B					
18270	18700	21730	25725	28800	M	2					
14140	16357	19303	23172	28450	F	3					
13904	15444	17002	18504	22700	M	4					
13730	15651	17500	20520	24811	F	5					
10904	22847	29530	44600	67532	M	1A	610.1/2				PAPIER, LIVRES, JOURNAUX
15402	17501	20639	25532	32826	F	1B					
18323	19322	24255	33782	51076	M	2					
63364	79175	115684	143607	198850	F	3					
81000	79033	114700	141250	167036	M	4					
38944	44800	57764	76505	94166	F	5					
35521	41300	50088	62805	78195	M	1A	610	PAPIER, LIVRES, JOURNAUX			
37723	44434	56185	71376	88823	F	1B					
38204	34791	45615	55435	61824	M	2					
22022	26804	31007	38250	44810	F	3					
26134	31204	39573	50160	60454	M	4					
21043	24833	28600	33731	40554	F	5					
26524	23610	27147	31066	36537	M	1A	610		PAPIER, LIVRES, JOURNAUX		
21310	24341	27850	32633	41613	F	1B					
18935	18103	20482	24107	29201	M	2					
18904	18100	20482	24104	29167	F	3					
18907	18100	20482	24104	29167	M	4					
14421	14783	20107	25005	30503	F	5					
14430	14767	17281	18606	20030	M	1A	610			PAPIER, LIVRES, JOURNAUX	
14430	15051	17282	20273	25103	F	1B					
19340	23052	27720	37502	50200	M	2					
15804	17505	20413	24140	30703	F	3					
18230	18704	22746	29016	42042	M	4					
50600	73500	107571	153162	214500	F	5					
43130	55120	75010	115901	-	M	1A	610				PAPIER, LIVRES, JOURNAUX
55205	72200	103202	145500	221605	F	1B					
40507	48413	61035	83127	110000	M	2					
38486	40041	49844	64135	83024	F	3					
30185	46115	58303	78707	104521	M	4					
20204	35940	48127	60642	84651	F	5					
24211	29713	38326	47537	57400	M	1A	610	PAPIER, LIVRES, JOURNAUX			
27410	34335	45512	62400	87371	F	1B					
21003	25070	31100	38538	42505	M	2					
10740	23431	28020	32160	38005	F	3					
20777	24528	29067	34428	40154	M	4					
17078	21078	24848	29203	34100	F	5					
15550	17024	21202	25032	29712	M	1A	610		PAPIER, LIVRES, JOURNAUX		
18182	18007	22000	27200	31920	F	1B					
15100	16007	19524	23434	27407	M	2					
13505	15652	17807	20508	23674	F	3					
14030	16020	18440	21503	25307	M	4					
10207	25005	30072	60048	80034	F	5					
15400	18174	22077	28503	41107	M	1A	610.1/2			PAPIER, LIVRES, JOURNAUX	
10754	20750	28312	45144	70007	F	1B					
63232	82732	127705	167503	-	M	2					
42105	44602	73350	114337	-	F	3					
61300	73036	120176	166105	-	M	4					
43757	52500	65350	84027	106020	F	5					
35720	38420	51820	63077	80544	M	1A	610				PAPIER, LIVRES, JOURNAUX
42524	51120	62023	81744	105350	F	1B					
31000	38410	52010	73003	89200	M	2					
28520	34413	41207	49100	61005	F	3					
30434	38006	48058	60641	81207	M	4					
23130	27000	32070	38600	46700	F	5					
21553	24814	29178	33000	38134	M	1A	610	PAPIER, LIVRES, JOURNAUX			
22207	25011	31202	36457	42167	F	1B					
18004	21001	25335	29464	33673	M	2					
18803	19300	22007	26800	30410	F	3					
17660	20601	23027	28310	32102	M	4					
15001	18253	21055	24740	28750	F	5					
14005	16104	18700	20020	24200	M	1A	610		PAPIER, LIVRES, JOURNAUX		
15111	17017	19700	23055	26300	F	1B					
20012	25043	37203	66740	103557	M	2					
18500	18730	24525	31700	42013	F	3					
18446	22714	30300	50500	85500	M	4					
					F	5					

TAB.C7

QUANTILES OF DISTRIBUTION  
OF FULL-TIME EMPLOYEES ACCORDING TO  
GROSS MONTHLY PAY CORRECTED  
BY ACTIVITY, SEX AND QUALIFICATION

QUANTILES DE LA DISTRIBUTION  
DES SALAIRES A TEMPS PLEIN SELON LA  
REMUNERATION MENSUELLE BRUTE CORRIGEE  
PAR ACTIVITE, SEXE ET QUALIFICATION

ACTIVITY	NACE	Q U A L I F I C A T I O N	S E X	QUANTILES						
				Q(0,10)	Q(0,25)	Q(0,50)	Q(0,75)	Q(0,90)		
WHOLESALE TRADE	61	1A	M	4308	5686	8061	10739	14521		
			F	3676	4646	6175	8683	11690		
		1B	M	4247	5569	7810	10631	14366		
			F	3285	3958	4996	6377	8203		
		2	M	2874	3339	4093	4897	6184		
			F	3214	3872	4881	6251	8048		
		3	M	2253	2737	3414	4321	5457		
			F	2025	2473	3071	3769	4512		
		4	M	2217	2703	3399	4249	5364		
			F	1863	2155	2528	2998	3522		
		5	M	1666	1989	2358	2789	3200		
			F	1798	2106	2477	2943	3429		
		T	M	1555	1778	2069	2433	2836		
			F	1350	1539	1763	2095	2458		
		FOOD, DRINK, TOBACCO	641/642	1A	M	1463	1665	1858	2331	2719
					F	1319	1494	1699	1978	2329
				1B	M	1206	1332	1491	1882	1940
					F	1275	1407	1618	1881	2203
2	M			1574	1885	2416	3448	5309		
	F			1322	1515	1895	2320	3024		
3	M			1481	1729	2214	3079	4691		
	F			3562	4518	6742	8630	12187		
4	M			3023	4308	6299	7050	8956		
	F			3541	4461	6684	8529	11945		
5	M			3308	3767	4508	5542	7105		
	F			2918	3325	3849	4628	5372		
T	M			3240	3683	4407	5361	6739		
	F			2065	2479	3026	3810	4627		
DISPENSING CHEMISTS	643			1A	M	1463	1772	2204	2802	3568
					F	1808	2240	2827	3596	4446
				1B	M	1785	2086	2491	2926	3451
					F	1516	1780	2148	2178	2631
		2	M	1520	1764	2082	2655	3186		
			F	1293	1437	1829	2462	2887		
		3	M	1335	1530	1753	2149	2566		
			F	1284	1441	1686	1930	2215		
		4	M	1163	1307	1452	1642	1818		
			F	1197	1334	1502	1715	1973		
		5	M	1513	1814	2301	3024	4126		
			F	1263	1391	1588	1860	2243		
		T	M	1311	1508	1816	2426	3367		
			F	3950	5500	6375	8563	10100		
		MEDICAL GOODS, COSMETICS, CLEANING.MAT.	644	1A	M	3253	3767	4939	7650	8936
					F	3453	4107	5784	8117	9821
				1B	M	2864	3354	3929	5157	5863
					F	2949	3324	3843	4400	5846
2	M			2886	3337	3884	4946	5853		
	F			2343	2841	3409	4354	4836		
3	M			1792	2133	2674	3727	5123		
	F			2043	2507	3181	4260	4888		
4	M			1885	2282	2759	3213	3603		
	F			1527	1825	2242	2638	3214		
5	M			1613	1926	2406	2890	3418		
	F			1566	1896	2165	2798	3489		
T	M			1309	1460	1686	1964	2237		
	F			1324	1500	1756	2092	2564		
MEDICAL GOODS, COSMETICS, CLEANING.MAT.	644			1A	M	1086	1262	1464	1658	1829
					F	1111	1263	1393	1553	1729
				1B	M	1106	1263	1404	1584	1742
					F	1555	2106	2958	3903	5322
		2	M	1283	1451	1783	2480	3655		
			F	1312	1541	2047	3111	4369		
		3	M	4032	4778	6092	11614	16247		
			F	3163	4188	5502	7477	10180		
		4	M	3713	4753	7084	10176	15048		
			F	3127	4285	5180	7210	9511		
		5	M	2969	3593	4170	4881	6081		
			F	3119	3864	4961	6441	8026		
		T	M	1828	2590	3573	4742	6068		
			F	1764	2546	2960	3258	3768		
		T	M	1841	2567	3131	3993	5364		
			F	1750	2089	2553	2997	3530		
		T	M	1458	1767	2115	2570	3179		
			F	1557	1867	2257	2806	3323		
T	M	1424	1725	2002	2381	2720				
	F	1290	1485	1740	2137	2605				
T	M	1322	1556	1867	2248	2666				
	F	1257	1415	1616	1841	2165				
T	M	1211	1346	1530	1720	1937				
	F	1228	1364	1561	1744	1989				
T	M	1529	1864	2503	3857	5999				
	F	1317	1538	1896	2644	3340				
T	M	1377	1647	2146	3074	4654				
	F									

TAB.C7

QUANTILES OF DISTRIBUTION  
OF FULL-TIME EMPLOYEES ACCORDING TO  
GROSS ANNUAL PAY  
BY ACTIVITY, SEX AND QUALIFICATION

QUANTILES DE LA DISTRIBUTION  
DES SALAIRES A TEMPS PLEIN SELON LA  
REMUNERATION ANNUELLE BRUTE  
PAR ACTIVITE, SEXE ET QUALIFICATION

QUANTILES					SEX	QUALIFICATION	NACE	ACTIVITE
Q(0.10)	Q(0.25)	Q(0.50)	Q(0.75)	Q(0.90)				
54400	73413	105348	147669	222221	M	1A	61	COMMERCE DE GROS
43004	56363	74590	108367	162092	F			
53356	71734	103251	144022	215288	M	1B		
38732	47303	59375	78234	98880	F			
33504	40044	47847	59676	73701	M	2		
30077	46249	57940	74630	95478	F			
27220	32778	40664	50748	63940	M	3		
23001	28641	35656	43892	53009	F			
26000	32207	39894	50007	62637	M	4		
21952	25240	29398	34687	40083	F			
19256	22796	27231	32193	36827	M	5		
21207	24575	28789	33976	38096	F			
18170	20677	23931	28871	32565	M	1A	641/642	PR. ALIMENTAIRES, BOISSONS, TABAC
15947	17514	20379	24835	28429	F			
18038	19209	22758	26803	31451	M	1B		
15173	16960	19776	23113	26668	F	2		
13118	15116	16908	19336	22162	M	3		
14007	16006	18464	21733	25499	F	4		
18635	22543	29102	42554	67587	M	5		
15262	17391	21187	27512	36100	F			
16025	20579	26559	37807	50339	M	1A	643	PHARMACIES
41050	53959	81690	106078	155014	F	1B		
36276	51691	67093	78907	85306	M	2		
40592	53567	70104	101942	150974	F	3		
37851	43815	51735	63608	79634	M	4		
31963	38210	45137	51489	61008	F	5		
38882	42552	50560	61848	75604	M	1A	644	ART. MEDICAUX, PRODUITS D'ENTRETIEN
24782	29284	35242	44065	54121	F	1B		
17095	20333	25138	31854	38885	M	2		
21380	26593	32955	41364	52091	F	3		
21418	24890	29216	34316	38235	M	4		
15507	17674	20554	24041	28146	F	5		
16750	19804	24580	30521	36727	M	1A	643	PHARMACIES
17670	20557	24212	28532	32975	F	1B		
14459	15968	17831	20439	23422	M	2		
15245	16919	19990	24356	29379	F	3		
14789	16599	19342	22382	25297	M	4		
12993	14656	16388	17918	20413	F	5		
13183	15157	16946	19519	22497	M	1A	644	ART. MEDICAUX, PRODUITS D'ENTRETIEN
18038	21661	27790	36302	49797	F	1B		
13859	15776	17781	20837	25949	M	2		
15124	17090	21212	28148	40322	F	3		
44409	64200	68500	111000	127200	M	4		
38649	46702	69810	96843	110058	F	5		
42840	50135	68635	98643	126729	M	1A	643	PHARMACIES
24757	30880	47130	60722	67658	F	1B		
34887	38888	44409	53315	70342	M	2		
34739	38355	45939	58139	68327	F	3		
28248	33644	38598	46995	55576	M	4		
21585	24110	32252	40050	48002	F	5		
23120	28004	37407	48003	58268	M	1A	644	ART. MEDICAUX, PRODUITS D'ENTRETIEN
22503	28815	31395	36884	40971	F	1B		
18457	20957	28223	29661	38324	M	2		
18181	22803	27808	32726	38402	F	3		
18400	22240	25446	32941	37661	M	4		
15100	16754	19824	23028	26522	F	5		
15315	17183	20607	24446	28269	M	1A	643	PHARMACIES
12426	14566	16879	19199	20710	F	1B		
12881	14213	16006	17552	19892	M	2		
12800	14263	16144	17784	20200	F	3		
18482	25010	35259	45822	63214	M	4		
14840	18758	20813	28200	42489	F	5		
15101	17835	24186	36750	51857	M	1A	644	ART. MEDICAUX, PRODUITS D'ENTRETIEN
47895	58200	86077	136827	215401	F	1B		
57613	81518	76584	103506	143511	M	2		
48150	60052	81968	133895	214356	F	3		
37825	48207	62805	89179	112123	M	4		
33700	40073	48078	56256	70690	F	5		
30855	45688	58233	81123	104529	M	1A	643	PHARMACIES
27800	33700	45956	63578	84169	F	1B		
22803	30032	35144	39503	43934	M	2		
24782	31684	38231	48803	70483	F	3		
21284	25211	28612	34353	38327	M	4		
18586	20211	23651	28377	34582	F	5		
18207	21883	26278	31866	36855	M	1A	644	ART. MEDICAUX, PRODUITS D'ENTRETIEN
18090	20098	24067	28815	31803	F	1B		
14051	17252	20805	25711	31381	M	2		
14847	18484	22166	26994	31226	F	3		
14803	15821	17871	21187	23845	M	4		
13491	15527	17904	20280	22677	F	5		
13622	15625	17893	20487	23110	M	1A	643	PHARMACIES
18286	23140	31185	51504	84903	F	1B		
15040	18185	22716	31854	32710	M	2		
15093	19758	26480	37385	66718	F	3		

TAB.C7

QUANTILES OF DISTRIBUTION  
OF FULL-TIME EMPLOYEES ACCORDING TO  
GROSS MONTHLY PAY CORRECTED  
BY ACTIVITY, SEX AND QUALIFICATION

QUANTILES DE LA DISTRIBUTION  
DES SALAIRES A TEMPS PLEIN SELON LA  
REMUNERATION MENSUELLE BRUTE CORRIGEE  
PAR ACTIVITE, SEXE ET QUALIFICATION

ACTIVITY	NACE	Q U A L I F I C A T I O N	S E X	QUANTILES						
				Q(0,10)	Q(0,25)	Q(0,50)	Q(0,75)	Q(0,90)		
CLOTHING	645	1A	M	3641	4788	6445	8807	11681		
			F	3459	4786	5824	7644	10194		
		1B	T	3627	4778	6261	8706	11455		
			M	3034	3354	4129	5277	6816		
		2	F	2633	3057	3651	4577	5563		
			T	2838	3236	3952	5067	6481		
		3	M	2180	2573	3269	4554	7562		
			F	1776	2128	2669	3321	4172		
		4	T	1912	2305	2896	3769	5590		
			M	1801	2183	2465	2891	3313		
		5	F	1445	1658	1956	2409	2805		
			T	1514	1785	2138	2610	3017		
		FOOTWEAR, LEATHER GOODS	646	1A	M	1471	1716	2013	2412	2788
					F	1258	1375	1589	1876	2224
				1B	T	1272	1407	1655	1973	2383
					M	1228	1373	1597	1896	2372
				2	F	1122	1284	1444	1663	1902
					T	1133	1285	1462	1692	1954
				3	M	1542	1835	2600	3858	6550
					F	1253	1388	1642	2028	2712
4	T			1280	1452	1797	2485	3770		
	M			3954	5182	6985	9505	13500		
FURN. FABRICS, HOUSEHOLD TEXTILES	647			1A	F	2653	3808	5729	8212	12585
					T	3203	5075	6711	9508	12671
				1B	M	2948	3529	4292	5557	7174
					F	2658	3179	3496	4427	5733
				2	T	2848	3349	4140	5190	6925
					M	1983	2310	2711	3263	4222
				3	F	1609	1858	2510	3337	4200
					T	1657	2049	2618	3315	4206
				4	M	1476	1888	2270	2646	3173
					F	1559	1837	2157	2609	3026
		5	T	1553	1852	2174	2614	3049		
			M	1295	1543	1849	2221	2637		
		HOUSEHOLD FITMENTS, APPLIANCES	648/649	1A	F	1288	1486	1766	2130	2621
					T	1289	1483	1775	2142	2624
				1B	M	1118	1288	1473	1694	1975
					F	1068	1217	1401	1640	1950
				2	T	1074	1233	1414	1653	1955
					M	1384	1781	2698	4342	6875
				3	F	1218	1425	1751	2287	3135
					T	1255	1473	1879	2658	4105
4	M			4063	5106	7063	10054	14239		
	F			3525	4188	4708	5656	5975		
HOUSEHOLD FITMENTS, APPLIANCES	648/649			1A	T	3838	4807	6360	8174	11232
					M	3022	3397	4146	5223	6048
				1B	F	2851	3087	3445	4489	5486
					T	2988	3246	4087	5087	5982
				2	M	2471	2913	3412	4212	5298
					F	1628	2127	2592	3010	3869
				3	T	2068	2580	3105	3919	5055
					M	2006	2185	2594	2986	3427
				4	F	1367	1586	2026	2310	2722
					T	1470	1670	2217	2693	3132
		5	M	1566	1808	2130	2579	3054		
			F	1285	1463	1695	1930	2227		
		6	T	1339	1500	1832	2178	2639		
			M	1286	1433	1649	2006	2182		
		HOUSEHOLD FITMENTS, APPLIANCES	648/649	1A	F	1120	1273	1395	1537	1692
					T	1143	1293	1431	1622	1848
				1B	M	1634	2017	2644	3563	5364
					F	1268	1417	1684	2053	2644
				2	T	1330	1585	1981	2776	4087
					M	4098	5276	7119	9890	11832
3	F			2613	3208	4244	5514	7062		
	T			3722	5004	6807	8796	11408		
4	M			3009	3520	4271	5456	7131		
	F			2824	3186	3718	4622	5883		
5	T			2947	3437	4182	5343	7037		
	M			2024	2491	3161	4147	5420		
6	F			1821	2197	2808	3640	4975		
	T			1954	2450	3080	4065	5335		
HOUSEHOLD FITMENTS, APPLIANCES	648/649			1A	M	1784	2084	2494	3025	3557
					F	1537	1783	2182	2665	3189
				1B	T	1664	1991	2393	2911	3453
					M	1559	1780	2106	2483	2923
				2	F	1321	1483	1739	2070	2455
					T	1447	1678	1990	2388	2820
		3	M	1292	1438	1657	1923	2272		
			F	1187	1322	1478	1684	1897		
		4	T	1258	1375	1576	1878	2114		
			M	1546	1888	2309	3085	4523		
		5	F	1307	1488	1791	2321	3116		
			T	1423	1684	2144	2864	4101		



TAB.C7

QUANTILES OF DISTRIBUTION  
OF FULL-TIME EMPLOYEES ACCORDING TO  
GROSS ANNUAL PAY  
BY ACTIVITY, SEX AND QUALIFICATION

QUANTILES DE LA DISTRIBUTION  
DES SALAIRES A TEMPS PLEIN SELON LA  
REMUNERATION ANNUELLE BRUTE  
PAR ACTIVITE, SEXE ET QUALIFICATION

QUANTILES					SEX	QUALIFICATION	NACE	ACTIVITE	
Q(0,10)	Q(0,25)	Q(0,50)	Q(0,75)	Q(0,90)					
44387	61170	78003	111861	161050	M	1A	645	ARTICLES D'habillement	
38674	54196	68921	88584	129542	F				
43930	58779	77371	109007	157163	T				
34674	48325	49187	64882	78800	M	1B			
31306	35292	42301	50152	65604	F				
33300	38921	46990	60749	76200	T				
25190	30386	37928	49599	68801	M	2			
20246	24147	29001	37193	44664	F				
21632	28632	32883	41710	54078	T				
20801	23568	27314	31730	35754	M	3			
18070	18625	21878	26147	30315	F				
18679	18676	23772	28680	32685	T				
16799	18448	23261	27857	32005	M	4			
13342	15397	17801	20627	24226	F				
13649	15013	18518	22187	26688	T				
13163	15105	17824	22076	26788	M	5			
12584	13838	15890	17931	20901	F				
12652	13982	16154	18650	22124	T				
10029	22865	31138	48153	77366	M	7			
13414	15588	18523	23328	31631	F				
14888	18531	20754	29822	47888	T				
48884	88787	98170	133888	287375	M	1A	646		CHAUSSURES, MAROQUINERIE
32251	38352	67855	86357	138487	F				
37871	82845	84212	129886	170588	T				
31450	36518	46660	57682	78533	M	1B			
26244	32392	38680	49331	63415	F				
30164	34883	44142	54818	70847	T				
21800	25462	29500	39839	50106	M	2			
16937	21862	26593	34388	41599	F				
17744	22638	27862	36270	45988	T				
17824	23541	27212	38884	44165	M	3			
16881	19215	22484	28212	31855	F				
18618	19468	22877	27852	31788	T				
15126	18534	22179	27188	31439	M	4			
13760	15885	18458	22881	27382	F				
13868	18844	18814	22898	28319	T				
13180	15228	17188	20281	23282	M	5			
12433	13581	15531	17584	20585	F				
12495	13754	15828	17888	21282	T				
10888	22882	32577	52588	85581	M	7			
13552	15847	18887	24724	33527	F				
13888	16483	20885	30147	47813	T				
57528	82734	88536	138245	227328	M	1A	647	TISSUS D'ameublement	
54252	81738	78788	122378	208874	F				
38483	42588	52182	68583	78835	T				
32328	37878	48813	53882	68888	M	1B			
37888	42811	49884	62111	74742	F				
29112	33879	48556	48845	64524	T				
18818	23878	38388	34841	47881	M	2			
23588	28742	35537	45898	58837	F				
22881	25246	28821	32388	37343	T				
14578	17481	23888	26781	38723	M	3			
15874	21887	25582	29825	34888	F				
19888	21838	28181	38835	35887	T				
14488	18848	18583	22774	28328	M	4			
15278	18872	21358	28887	38882	F				
14478	18118	18346	21882	24818	T				
11483	13888	18882	17883	28221	M	5			
12182	14288	18428	18488	21332	F				
18813	24884	32281	45785	73142	T				
13824	18318	18818	24867	31882	M				
15258	18338	24888	33881	55247	F				
58228	84888	81888	122785	188838	T				
32281	38588	58881	75281	82217	M	1A	648/648		EQUIPEMENT DU FOYER
45878	81783	87582	118151	184648	F				
34867	41557	58427	85572	88312	T				
33388	38828	44848	54887	78482	M	1B			
34488	48488	48881	63882	84528	F				
25188	38238	38887	48462	62884	T				
21857	25738	33878	42575	54388	M	2			
24172	28338	38258	47518	61755	F				
28511	24882	28788	34383	48431	T				
17838	28781	24851	38372	35445	M	3			
18271	22838	27614	33146	38588	F				
18873	28588	24342	28875	33182	T				
15887	18871	28178	24138	28874	M	4			
18387	18264	23888	27428	32341	F				
14328	18372	18128	22318	26833	T				
12818	14888	18785	18222	21335	M	5			
13381	15538	17888	28788	23888	F				
18238	21888	27481	38718	57418	T				
14888	17132	21882	27818	37337	M				
18463	28812	25574	34388	58558	F				

TAB.C7

QUANTILES OF DISTRIBUTION  
OF FULL-TIME EMPLOYEES ACCORDING TO  
GROSS MONTHLY PAY CORRECTED  
BY ACTIVITY, SEX AND QUALIFICATION

QUANTILES DE LA DISTRIBUTION  
DES SALAIRES A TEMPS PLEIN SELON LA  
REMUNERATION MENSUELLE BRUTE CORRIGEE  
PAR ACTIVITE, SEXE ET QUALIFICATION

ACTIVITY	NACE	Q U A L I F I C A T I O N	S E X	QUANTILES						
				Q(0,10)	Q(0,25)	Q(0,50)	Q(0,75)	Q(0,90)		
BOOKS, NEWSPRS... STATIONERY... OFFICE SUPPS.	653	1A	M	4056	5287	6599	9399	12773		
			F	3505	4207	5202	7378	9432		
		1B	M	3850	5848	6472	6172	12592		
			F	3062	3681	4719	6657	8820		
		2	M	2851	3206	3923	4774	5489		
			F	2993	3534	4373	6014	8046		
		3	M	1929	2467	3325	5062	7526		
			F	1792	2254	3059	4595	7297		
		4	M	1854	2361	3193	4824	7402		
			F	1801	2067	2393	2815	3365		
		5	M	1665	1904	2211	2593	3069		
			F	1711	1968	2293	2691	3199		
		T	M	1494	1691	2029	2413	2779		
			F	1318	1504	1784	2221	2483		
		OTHER RETAIL DISTRIBUTION	654/655	1A	M	1354	1569	1893	2298	2622
					F	1241	1439	1679	1990	2422
				1B	M	1167	1314	1472	1700	1978
					F	1187	1340	1539	1747	2183
				2	M	1549	1903	2537	4109	6807
					F	1323	1541	1957	2611	3989
3	M			1382	1669	2211	3197	5485		
	F			4004	5113	7002	9345	12105		
4	M			3015	4026	4768	7049	8339		
	F			3519	4714	6746	8852	11772		
5	M			2933	3554	4275	5297	6580		
	F			2403	2982	3772	4893	6653		
T	M			2803	3415	4174	5181	6586		
	F			1907	2313	2994	3852	4691		
VARIOUS NON-FOOD PRODUCTS	656			1A	M	1761	2039	2513	3187	3752
					F	1858	2211	2769	3616	4537
				1B	M	1786	2079	2529	3066	3544
					F	1478	1766	2118	2658	3160
				2	M	1615	1907	2361	2904	3402
					F	1531	1707	2044	2404	2766
		3	M	1300	1445	1675	1980	2390		
			F	1380	1584	1877	2271	2660		
		4	M	1234	1395	1628	1896	2242		
			F	1130	1294	1457	1671	1965		
		5	M	1171	1335	1539	1779	2123		
			F	1505	1755	2245	3111	5073		
		T	M	1278	1440	1720	2227	3042		
			F	1355	1601	2016	2730	4208		
		RETAIL TRADE	64/653- 656	1A	M	4041	5512	7019	9479	12515
					F	3926	4937	6305	6929	12776
				1B	M	4027	5204	6785	9432	12534
					F	3114	3584	4258	5310	6683
				2	M	2832	3166	3549	4135	4988
					F	2984	3339	3901	4785	6200
3	M			2118	2436	2939	3657	4484		
	F			1772	1981	2361	2852	3338		
4	M			1846	2145	2601	3186	3985		
	F			1762	2021	2367	2839	3201		
5	M			1514	1654	1953	2362	2715		
	F			1541	1719	2081	2497	2919		
T	M			1536	1717	2014	2334	2654		
	F			1304	1449	1827	1849	2147		
RETAIL TRADE	64/653- 656			1A	M	1329	1508	1692	2011	2340
					F	1297	1461	1646	1914	2300
				1B	M	1255	1340	1483	1676	1877
					F	1261	1358	1523	1714	1964
				2	M	1530	1782	2285	3150	4538
					F	1306	1460	1679	2073	2714
		3	M	1336	1527	1802	2394	3356		
			F	3706	5074	6888	9122	12126		
		4	M	3109	4074	5368	6999	10052		
			F	3609	4858	6619	8868	11823		
		5	M	3114	3613	4381	5488	7101		
			F	2803	3184	3688	4409	5373		
		T	M	3023	3460	4162	5200	6665		
			F	2062	2477	3084	3842	5003		
		3	M	1621	1948	2445	3100	3943		
			F	1842	2260	2851	3660	4704		
		4	M	1783	2085	2476	2937	3437		
			F	1451	1647	1944	2359	2802		
		5	M	1544	1796	2187	2678	3189		
			F	1528	1757	2077	2447	2859		
T	M	1292	1437	1837	1892	2213				
	F	1335	1531	1775	2165	2573				
3	M	1280	1434	1653	1922	2236				
	F	1167	1311	1458	1655	1858				
4	M	1200	1336	1508	1721	1983				
	F	1524	1824	2329	3150	4532				
5	M	1275	1419	1650	1998	2641				
	F	1325	1535	1885	2546	3629				

TAB.C7

QUANTILES OF DISTRIBUTION  
OF FULL-TIME EMPLOYEES ACCORDING TO  
GROSS ANNUAL PAY  
BY ACTIVITY, SEX AND QUALIFICATION

QUANTILES DE LA DISTRIBUTION  
DES SALAIRES A TEMPS PLEIN SELON LA  
REMUNERATION ANNUELLE BRUTE  
PAR ACTIVITE, SEXE ET QUALIFICATION

QUANTILES					SEX	QUALIFICATION	MAGE	ACTIVITE
Q(0.10)	Q(0.25)	Q(0.50)	Q(0.75)	Q(0.90)				
48412	65616	84200	117887	180650	M	1A	653	LIVRES, JOURN...
38512	49074	63045	83695	170133	F			PAPIER.
46234	61073	80172	113585	176580	T			EQ. BUREAU
37680	44930	54687	74323	102234	M	1B		
32214	36614	45986	53018	63153	F			
34503	42717	50836	67336	93649	T			
25424	31188	40885	54840	79227	M	2		
21339	25884	32885	42715	56828	F			
22865	28395	36445	49484	67985	T			
21488	25101	28814	33610	38289	M	3		
18946	21985	25753	29787	35782	F			
19700	23083	27318	31968	37015	T			
17227	20300	24088	27884	31932	M	4		
14857	16958	20484	25684	29069	F			
15424	17950	21989	26651	29749	T			
14875	16532	19713	23864	28456	M	5		
12837	14882	16825	18421	22434	F			
13160	15178	17548	20585	24920	T			
18647	23434	31186	49385	80726	M	T		
15061	17681	22885	29688	42274	F			
15883	18630	26278	37437	61156	T			
46828	63850	84820	113333	166866	M	1A	654/655	AUTRES COMMERCES
39321	48170	65479	88526	101050	F			DE DETAIL
42651	60163	79834	110875	158419	T			
35358	42783	50888	63218	81170	M	1B		
38821	33315	45425	55865	75030	F			
32474	40086	49688	61233	79009	T			
23185	27882	36323	46435	59762	M	2		
28884	23725	28828	37381	45868	F			
22313	26330	33550	44142	55587	T			
21128	23748	28881	35123	39464	M	3		
16882	21034	25821	30415	35389	F			
18858	22488	26887	33244	37913	T			
18348	20887	24362	28585	32268	M	4		
14838	16788	19688	23285	28181	F			
16818	18785	22318	26827	31135	T			
13582	15788	18888	21888	25343	M	5		
13832	14915	17828	19888	23324	F			
13215	15286	17513	20512	24182	T			
17784	21517	27451	38778	68817	M	T		
14575	18855	20878	26886	36675	F			
15858	19188	24483	33585	54128	T			
43424	60832	80348	113258	143188	M	1A	656	PRODUITS DIVERS
46885	53648	75885	111573	122444	F			NON ALIMENT.
45261	58837	78748	112828	142643	T			
35484	48116	48455	60426	75885	M	1B		
32881	35814	40421	44882	53383	F			
33883	37874	43177	53578	69571	T			
24181	28874	33818	41744	50797	M	2		
18288	22381	26874	30886	37757	F			
28858	24157	29881	35834	44482	T			
28884	23354	27481	31415	34871	M	3		
15888	18887	21886	26182	29483	F			
16818	19352	23455	27988	31838	T			
17885	19537	23121	26882	30853	M	4		
15887	15884	17611	20215	23128	F			
15188	16386	18585	22183	26388	T			
15884	16377	18786	21988	26314	M	5		
13851	14822	16542	18288	20587	F			
13245	15184	16877	19155	21619	T			
17547	21138	27232	36385	53718	M	T		
14888	18188	18588	23182	30581	F			
15188	18854	20381	27584	38636	T			
44657	62885	84858	115375	164487	M	1A	64/653-656	COMMERCE DE
37388	49221	66287	84438	120683	F			DETAIL
43271	58888	81237	112132	158835	T			
35823	41788	58717	83757	12481	M	1B		
32881	38237	41887	48757	61571	F			
34433	38878	47862	60443	78857	T			
24728	28384	35782	45584	57723	M	2		
18554	22211	27284	34688	42574	F			
21576	26373	32881	41814	53316	T			
21145	24361	28776	33743	38728	M	3		
15828	18388	21757	26282	30865	F			
17138	20353	24875	30274	35877	T			
17874	20375	24888	30348	32788	M	4		
14358	18818	18837	20888	24656	F			
15288	18978	20143	24641	28448	T			
14386	16354	18858	22236	25616	M	5		
12878	14578	16482	18132	20617	F			
13187	15886	16846	18566	22583	T			
18841	21882	28847	37742	55565	M	T		
14845	18815	18338	22877	38413	F			
15188	17372	22816	38311	43558	T			

TAB.C8

GROSS MONTHLY PAY(CORRECTED) OF  
PART-TIME EMPLOYEES :  
MEAN(M) AND COEFFICIENT OF VARIATION  
(CV) ACCORDING TO ACTIVITY,SEX AND  
QUALIFICATION

ACTIVITY	NACE	SEX	QUALIFICATION							TOG. ENS.
			1A	1B	2	3	4	5	(*)	
AGRIC. PRIMARY	611	M	.	.	.	.	720#	676	-	1180#
PROD. LIVE-		F	.	.	.	.	971#	527	-	751
STOCK, TEXT.		T	.	.	.	.	836	583	-	950#
FUELS, ORES.	612	M	.	.	.	.	.	636#	-	
INDUSTRIAL		F	.	.	.	.	945#	560#	-	780#
CHEMICALS		T	.	.	.	1965#	800#	585	-	949#
TIMBER, BUILDING	613	M	4126#	.	.	.	875#	674	-	1781#
MATERIALS		F	.	.	.	1163#	1126#	550	-	725
		T	4126#	.	.	1133#	1035	581	-	1108#
MACHINERY,	614	M	.	.	.	.	843#	629	-	1867#
EQUIPMENTS,		F	.	.	.	1310#	1061	588	-	855
VEHICLES		T	.	.	.	1432#	1004	605	-	1195
FURNITURE, HSEHD.	615	M	.	.	.	.	853#	753#	-	1527#
GOODS,		F	.	.	.	1310#	968	608	-	785
HARDWARE		T	.	.	.	1313#	931	639	-	1061#
TEXTILES, CLOTH-	616	M	.	.	.	.	.	720#	-	2076#
ING, FOOTWR.,		F	.	.	.	926#	960	668	-	824
LEATHERWARE		T	.	.	.	.	962	680	-	1224#
FOOD, DRINK,	617	M	.	.	.	.	911#	697#	-	1169#
TOBACCO		F	.	.	.	1159#	961	721	-	820
		T	.	.	.	.	941	715	-	952
TOBACCO	617.6	M	.	.	.	.	.	.	-	
PRODUCTS		F	.	.	.	.	.	.	-	
		T	.	.	.	.	.	.	-	
PHARMACEUTICAL,	618	M	5844#	.	.	.	969#	735#	-	1921#
MEDICAL GDS.,		F	.	.	2470#	1427#	1253	671	-	1063
CLEANING MAT.		T	5328#	.	2213#	1303#	1194	686	-	1319
PHARMACEUTICALS	618.1	M	.	.	.	.	.	.	-	
		F	.	.	2489#	.	1461#	.	-	1505#
		T	.	.	.	.	1418#	.	-	1818#
OTHER WHOLESALE	619	M	.	.	.	.	1105#	833	-	1652#
DISTRIBUTION		F	.	.	.	1219#	999	676	-	905
		T	.	.	.	.	1044	727	-	1208
PAPER, BOOKS,	619.1/2	M	.	.	.	.	.	.	-	
STATIONERY,		F	.	.	.	.	1040#	658#	-	1005#
NEWSPAPERS		T	.	.	.	.	980#	677#	-	1496#
WHOLESALE TRADE	61	M	4365#	3373#	1970#	1752#	858	692	-	1452
		F	.	2536#	1757#	1248	1017	638	-	824
		T	4241#	3186#	1928#	1422	954	652	-	1061
FOOD, DRINK,	641/642	M	.	.	.	.	865#	660	-	826#
TOBACCO		F	.	.	.	1021	996	772	-	870
		T	.	.	.	1059#	857	750	-	863
DISPENSING	643	M	.	.	.	.	.	830#	-	1164#
CHEMISTS		F	.	2814#	.	1333#	1122#	765#	-	1223
		T	.	2547#	1615#	1295#	1168#	778	-	1210
MEDICAL GOODS,	644	M	.	.	.	.	.	690#	-	
COSMETICS,		F	.	.	.	706#	941#	723	-	858
CLEANING.MAT.		T	.	.	.	708#	888#	715	-	1018#
CLOTHING	645	M	.	.	.	.	757#	648#	-	1169#
		F	.	.	1185#	1269#	904	664	-	848
		T	.	.	1179#	1177#	895	662	-	892
FOOTWEAR,	646	M	.	.	.	.	.	628#	-	1144#
LEATHER GOODS		F	.	.	.	1235#	985	686	-	836
		T	.	.	1283#	1296#	971	680	-	877
FURN. FABRICS,	647	M	.	.	.	.	887#	.	-	
HOUSEHOLD		F	.	.	.	1082	924#	699	-	840
TEXTILES		T	.	.	.	1093	910#	710	-	1071#
HOUSEHOLD	648/649	M	.	.	.	.	829#	743#	-	1211#
FITMENTS,		F	.	.	.	.	868#	684	-	872
APPLIANCES		T	.	.	.	958#	1025#	697	-	985
BOOKS, NEWSPRS.,	653	M	.	.	.	.	787#	757	-	1456#
STATIONERY,		F	.	.	778#	1433#	1020	674	-	905
OFFICE SUPPS.		T	.	.	.	1960#	916	695	-	1122
OTHER RETAIL	654/655	M	.	.	.	.	772#	679#	-	1121#
DISTRIBUTION		F	.	.	927	777	948	618	-	793
		T	.	.	954	783	885	632	-	870
VARIOUS NON-FOOD	656	M	.	.	.	.	.	631#	-	1026#
PRODUCTS		F	.	.	.	1245	971	803	-	820
		T	.	.	.	1289	982	780	-	934
RETAIL TRADE	64/653-656	M	3478#	2863#	1845#	1446#	810	673	-	1058
		F	2980#	2487#	993	1048	882	747	-	881
		T	3336#	2761#	1244	1116	955	734	-	914

TAB.C8

REMUNERATION MENSUELLE BRUTE  
CORRIGEE DES SALAIRES A TEMPS PARTIEL  
MOYENNE (M) ET COEFFICIENT DE  
VARIATION(CV) SELON L ACTIVITE,  
LE SEXE ET LA QUALIFICATION

CV

QUALIFICATION								SEXE	NACE	ACTIVITE
1A	1B	2	3	4	5	(*)	TOG. ENS.			
				54.70	50.4	-	130.70	M	611	MAT. PREM. AGR., ANIMAUX, TEXTILES
				41.40	50.1	-	73.0	F		
				40.0	56.7	-	127.60	T		
				47.00	60.10	-	84.40	M	612	COMBUSTIBLES, MINERAIS, PR. CHIMIQUES
01.00			40.30	63.00	68.0	-	131.30	F		
01.00			43.30	43.70	49.0	-	125.20	T	613	BOIS, MATERIAUX DE CONSTR.
				47.2	60.4	-	134.50	M		
				45.00	42.0	-	123.10	F	614	MACHINES, VEHICULES
			42.10	41.0	84.0	-	74.3	T		
			51.70	43.0	50.4	-	120.1	M		
				46.40	40.40	-	126.50	F	615	MEUBLES, ART. MENAGERS
			44.00	35.0	49.2	-	81.0	T		
			40.10	30.5	50.3	-	121.70	M		
				50.00	50.00	-	115.30	F	616	TEXTILE, HABILLEMENT, CHAUSSURES
				30.3	55.3	-	62.6	T		
				45.2	56.3	-	125.30	M	617	PRODUITS ALIM., BOISSONS, TABAC
			35.70	30.0	50.2	-	40.0	F		
				46.5	52.0	-	82.5	T	617.0	PRODUITS DU TABAC
						-		M		
40.00				50.00	71.40	-	115.40	F	618	PR. PHARM., MEDICAUX, D'ENTRETIEN
40.10		37.70	30.30	40.3	62.4	-	60.0	T		
		47.50	47.20	43.0	65.2	-	100.4	M		
				34.00		-	40.00	F	618.1	PRODUITS PHARM.
		30.10		37.00		-	84.10	T		
				43.00	42.4	-	113.00	M	619	AUTRES COMMERCE DE GROS
			40.70	45.0	50.0	-	70.0	F		
				45.2	53.2	-	112.0	T		
				33.70	70.10	-	101.00	M	619.1/2	PAPIER, LIVRES, JOURNAUX
				42.20	67.40	-	110.70	F		
71.00	06.50	102.40	01.00	03.2	55.2	-	124.0	T	621	COMMERCE DE GROS
72.20	40.10	54.70	45.0	41.7	57.7	-	67.3	M		
	65.00	00.40	60.4	50.4	57.1	-	110.5	F		
				50.20	54.0	-	101.40	T	641/642	PR. ALIMENTAIRES, BOISSONS, TABAC
				44.1	46.6	-	47.6	M		
				50.00	40.4	-	50.4	F	643	PHARMACIES
	34.40		34.00	30.50	50.10	-	67.2	T		
	30.30	30.50	35.40	41.50	50.0	-	65.0	M		
				40.70	37.30	-	63.4	F	644	ART. MEDICAUX, PRODUITS D'ENTRETIEN
				40.70	44.0	-	107.60	T		
				50.20	43.1	-	114.30	M	645	ARTICLES D'HABILLEMENT
		45.00	50.40	50.0	55.5	-	64.6	F		
		52.50	50.50	50.0	55.1	-	80.3	T		
			41.70	51.4	52.00	-	91.50	M	646	CHAUSSURES, MAROQUINERIE
		45.60	43.00	50.4	50.4	-	50.4	F		
				53.0	50.0	-	60.3	T		
				42.30		-	45.0	M	647	TISSUS D'AMEUBLEMENT
			30.1	52.00	30.2	-	100.10	F		
			37.0	40.40	46.0	-	121.40	T	648/649	EQUIPEMENT DU FOYER
				70.00	64.70	-	85.3	M		
			74.50	73.00	50.0	-	107.2	F		
			75.10	70.40	60.5	-	154.00	T	653	LIVRES, JOURN., PAPIER, EQ. BUREAU
		74.00	62.40	50.70	41.1	-	85.7	M		
	35.00		110.10	45.1	50.0	-	130.2	F	654/655	AUTRES COMMERCE DE DETAIL
				51.0	55.2	-	130.00	T		
		70.0	85.5	63.00	64.10	-	73.0	M		
		75.1	63.4	40.5	61.0	-	102.0	F		
				54.0	62.5	-	103.60	T	656	PRODUITS DIVERS NON ALIMENT.
				30.2	50.70	-	50.4	M		
73.00	72.40	120.70	111.20	30.2	40.5	-	62.2	F	64/653-656	COMMERCE DE DETAIL
50.00	42.40	77.2	55.0	43.4	50.1	-	123.2	T		
71.20	64.50	114.4	77.4	07.2	50.0	-	58.4	M		
				40.0	52.0	-	00.2	F		
						-		T		

TAB.C9

INDEX OF MEAN GROSS  
MONTHLY PAY (CORRECTED) OF  
PART-TIME EMPLOYEES  
ACCORDING TO ACTIVITY, SEX  
AND QUALIFICATION

INDICE DE LA REMUNERATION  
MENSUELLE BRUTE CORRIGEE  
DES SALAIRES A TEMPS PARTIEL  
SELON L'ACTIVITE, LE SEXE  
ET LA QUALIFICATION

( PAY OF ALL FULL-TIME EES. = 100 )

( REM. DE L'ENS. DES SAL. A TEMPS PLEIN = 100 )

ACTIVITY	NACE	SEX	QUALIFICATION						TOG. ENS.	
			1A	1B	2	3	4	5		(*)
AGRIC. PRIMARY	611	M	-	-	-	-	61.0#	57.3	-	100.0#
PROD., LIVE-		F	-	-	-	-	129.3#	70.2	-	100.0
STOCK, TEXT.		T	-	-	-	-	88.0	61.4	-	100.0#
FUELS, ORES,	612	M	-	-	-	-	-	55.9#	-	-
INDUSTRIAL		F	-	-	-	-	119.7#	70.9#	-	100.0#
CHEMICALS		T	-	-	-	165.0#	84.4#	61.6	-	100.0#
TIMBER, BUILDING	613	M	231.6#	-	-	-	49.1#	37.8	-	100.0#
MATERIALS		F	-	-	-	160.5#	155.3#	75.9	-	100.0
		T	372.2#	-	-	102.2#	37.4	52.5	-	100.0#
MACHINERY,	614	M	-	-	-	-	45.2#	33.7	-	100.0#
EQUIPMENTS,		F	-	-	-	153.2#	124.1	70.0	-	100.0
VEHICLES		T	-	-	-	119.8#	84.0	50.6	-	100.0
FURNITURE, HSEHD.	615	M	-	-	-	-	55.8#	48.3#	-	100.0#
GOODS,		F	-	-	-	-	166.9#	77.5	-	100.0
HARDWARE		T	-	-	-	123.8#	87.8	60.2	-	100.0#
TEXTILES, CLOTH-	616	M	-	-	-	-	112.3#	34.7#	-	100.0#
ING, FOOTWR.		F	-	-	-	-	-	81.0	-	100.0
LEATHERWARE		T	-	-	-	-	78.6	55.5	-	100.0#
FOOD, DRINK,	617	M	-	-	-	-	78.0#	59.6#	-	100.0#
TOBACCO		F	-	-	-	141.4#	117.2	88.0	-	100.0
		T	-	-	-	-	98.8	75.1	-	100.0
TOBACCO	617.6	M	-	-	-	-	-	-	-	-
PRODUCTS		F	-	-	-	-	-	-	-	-
		T	-	-	-	-	-	-	-	-
PHARMACEUTICAL,	618	M	304.3#	-	-	-	50.5#	38.2#	-	100.0#
MEDICAL GDS.,		F	-	-	232.5#	134.3#	117.9	63.1	-	100.0
CLEANING MAT.		T	403.9#	-	167.8#	105.6#	90.5	52.0	-	100.0
PHARMACEUTICALS	618.1	M	-	-	-	-	-	-	-	-
		F	-	-	136.9#	-	97.1#	-	-	100.0#
		T	-	-	-	134.6#	78.0#	-	-	100.0#
OTHER WHOLESALE	619	M	-	-	-	-	66.9#	50.4	-	100.0#
DISTRIBUTION		F	-	-	-	-	110.4	74.6	-	100.0
		T	-	-	-	-	86.4	60.2	-	100.0
PAPER, BOOKS,	619.1/2	M	-	-	-	-	103.5#	65.6#	-	100.0#
STATIONERY,		F	-	-	-	-	65.5#	45.3#	-	100.0#
NEWSPAPERS		T	-	-	-	-	59.1	47.6	-	100.0
WHOLESALE TRADE	61	M	300.5#	232.2#	135.6#	120.7#	123.5	77.4	-	100.0
		F	-	307.9#	213.3#	151.6	89.9	61.5	-	100.0
		T	399.8#	300.3#	161.7#	134.1	80.4#	79.8	-	100.0#
FOOD, DRINK,	641/642	M	-	-	-	-	117.3	114.5	-	100.0
TOBACCO		F	-	-	-	-	122.8#	111.0	-	100.0
		T	-	-	-	-	109.1#	91.8#	-	100.0#
DISPENSING	643	M	-	213.8#	-	-	91.8#	71.3#	-	100.0#
CHEMISTS		F	-	210.4#	133.4#	107.0#	96.5#	64.4	-	100.0
		T	-	-	-	-	82.2#	84.3	-	100.0
MEDICAL GOODS,	644	M	-	-	-	82.2#	109.6#	84.3	-	100.0
COSMETICS,		F	-	-	-	69.3#	87.2#	70.2	-	100.0#
CLEANING MAT.		T	-	-	-	-	64.8#	55.5#	-	100.0#
CLOTHING	645	M	-	-	-	139.7#	106.6	78.2	-	100.0
		F	-	-	-	132.3#	132.0#	100.3	-	100.0
		T	-	-	-	146.3#	147.8#	110.8	-	100.0
FOOTWEAR,	646	M	-	-	-	-	147.7#	117.8	-	100.0
LEATHER GOODS		F	-	-	-	-	117.8	82.0	-	100.0
		T	-	-	-	-	110.8	77.6	-	100.0
FURN. FABRICS,	647	M	-	-	-	-	57.1#	-	-	-
HOUSEHOLD		F	-	-	-	115.2	98.3#	74.4	-	100.0
TEXTILES		T	-	-	-	102.1	84.9#	66.3	-	100.0#
HOUSEHOLD	648/649	M	-	-	-	-	68.5#	61.4#	-	100.0#
FITMENTS,		F	-	-	-	-	99.7#	78.5	-	100.0
APPLIANCES		T	-	-	-	-	97.3#	104.1#	-	100.0
BOOKS, NEWSPRS.,	653	M	-	-	85.9#	158.4#	112.7	74.5	-	100.0#
STATIONERY,		F	-	-	-	174.7#	81.7	62.0	-	100.0
OFFICE SUPPS.		T	-	260.5#	-	-	68.8#	60.6#	-	100.0#
OTHER RETAIL	654/655	M	-	-	-	-	119.5	77.9	-	100.0
DISTRIBUTION		F	-	-	116.9	98.0	119.5	72.7	-	100.0
		T	-	-	108.7	90.0	101.7	72.7	-	100.0
VARIOUS NON-FOOD	656	M	-	-	-	-	-	61.5#	-	100.0#
PRODUCTS		F	-	-	-	135.3	105.6	87.2	-	100.0
		T	-	-	-	137.9	105.2	83.5	-	100.0
RETAIL TRADE	64/653-	M	328.9#	280.2#	174.5#	136.8#	76.6	63.6	-	100.0
	656	F	338.1#	282.3#	112.7	119.0	111.5	84.8	-	100.0
		T	364.9#	302.0#	136.0	122.1	104.5	80.2	-	100.0

TAB.C9

INDEX OF MEAN GROSS  
MONTHLY PAY (CORRECTED) OF  
PART-TIME FEMALE EMPLOYEES  
ACCORDING TO ACTIVITY  
AND QUALIFICATION

( PAY OF FULL-TIME MALE = 100 )

INDICE DE LA REMUNERATION  
MENSUELLE BRUTE CORRIGEE  
DES SALAIRES FEMININS A TEMPS PARTIEL  
SELON L ACTIVITE  
ET LA QUALIFICATION

( REM. DES SAL. MASC. A TEMPS PLEIN = 100 )

QUALIFICATION								S E X E	NACE	ACTIVITE
1A	1B	2	3	4	5	(*)	TOG. ENS.			
.	.	.	.	100.00	100.0	-	100.00	M	611	MAT. PREM. AGR.,
.	.	.	.	134.00	70.0	-	63.7	F		ANIMAUX,
.	.	.	.	.	100.00	-	100.00	M	612	TEXTILES
.	.	.	.	120.30	80.00	-	60.30	F		COMBUSTIBLES,
100.00	.	.	.	100.00	100.0	-	100.00	M	613	PR. CHIMIQUES
.	.	.	110.30	120.70	81.6	-	40.7	F		BOIS, MATERIAUX
.	.	.	.	100.00	100.0	-	100.00	M	614	DE CONSTR.
.	.	.	68.00	125.0	95.0	-	45.0	F		MACHINES,
.	.	.	.	100.00	100.00	-	100.00	M	615	VEHICULES
.	.	.	99.00	113.4	80.0	-	51.4	F		MEUBLES,
.	.	.	.	45.00	90.1	-	100.00	M	616	ART. MENAGERS
.	.	.	.	100.00	100.00	-	100.00	F		QUINCAILLERIE
.	.	.	65.50	105.4	103.5	-	70.2	M	617	TEXTILE,
.	.	.	.	.	.	-	.	F		HABILLEMENT,
.	.	.	.	.	.	-	.	M	617.6	CHAUSSURES
.	.	.	.	.	.	-	.	F		PRODUITS ALIM.,
100.00	.	125.00	109.40	120.3	91.3	-	55.3	M	618	BOISSONS,
.	.	.	.	126.20	.	-	55.00	F	618.1	TABAC
.	.	.	.	100.00	100.0	-	100.00	M	619	PRODUITS DU
.	.	.	36.00	90.4	81.1	-	54.0	F		TABAC
.	.	.	.	115.00	85.50	-	43.30	M	619.1/2	PR. PHARM.
100.00	100.00	100.00	100.00	100.0	100.0	-	100.0	F		MEDICAUX,
.	75.20	89.20	71.3	118.6	92.2	-	56.7	M	61	D'ENTRETIEN
.	.	.	72.0	100.00	100.0	-	100.00	M	641/642	PRODUITS
.	.	.	.	140.9	117.1	-	105.3	F		PHARM.
.	114.10	.	139.20	86.60	92.10	-	105.1	M	643	ART. MEDICAUX,
.	.	.	0.00	134.20	104.0	-	50.0	F	644	PRODUITS
.	.	101.00	167.60	119.5	102.4	-	72.6	M	645	D'ENTRETIEN
.	.	.	70.60	115.3	100.0	-	100.00	M	646	ARTICLES
.	.	.	81.6	104.10	91.6	-	60.4	F		D'HABILLEMENT
.	.	.	77.00	100.00	100.00	-	100.00	M	648/649	CHAUSSURES,
.	.	40.30	61.00	129.6	89.0	-	62.1	F	653	MARQUINERIE
.	.	80.3	90.3	122.8	91.0	-	70.7	M	654/655	TISSUS
.	.	.	81.5	90.2	127.3	-	89.7	F	656	D'AMEUBLEMENT
100.00	100.00	100.00	100.00	100.0	100.0	-	100.0	M	64/653-	EQUIPEMENT DU
85.70	83.00	53.8	72.5	121.2	111.0	-	83.3	F	856	FOYER
.	.	.	.	.	.	-	.	M	654	LIVRES, JOURN.,
.	.	.	.	.	.	-	.	F	654/655	PAPIER,
.	.	.	.	.	.	-	.	M		EQ. BUREAU
.	.	.	.	.	.	-	.	F		AUTRES COMMERCES
.	.	.	.	.	.	-	.	M		DE DETAIL
.	.	.	.	.	.	-	.	F		PRODUITS DIVERS
.	.	.	.	.	.	-	.	M		NON ALIMENT.
.	.	.	.	.	.	-	.	F		COMMERCE DE
.	.	.	.	.	.	-	.	M		DETAIL

TAB.C10

GROSS ANNUAL PAY OF PART-TIME  
EMPLOYEES :  
MEAN(M) AND COEFFICIENT OF VARIATION  
(CV) ACCORDING TO ACTIVITY,SEX AND  
QUALIFICATION

ACTIVITY	NACE	SEX	QUALIFICATION								
			1A	1B	2	3	4	5	(*)	TOT. ENS.	
AGRIC. PRIMARY	611	M	.	.	.	.	9435#	7105#	-	-	-
PROD., LIVE- STOCK, TEXT.		F	.	.	.	.	12143#	6075	-	-	8733
FUELS, ORES,	612	M	.	.	.	.	10680#	6413	-	-	12264#
INDUSTRIAL CHEMICALS		F	.	.	.	18319#	11895#	6525#	-	-	9849#
TIMBER, BUILDING MATERIALS	613	M	.	.	.	.	9931#	6806	-	-	12383#
		F	.	.	.	.	12063#	8473#	-	-	-
MACHINERY, EQUIPMENTS, VEHICLES	614	M	.	.	.	.	13752#	13379#	-	-	9530
		F	.	.	.	.	13633#	12922	-	-	14401#
FURNITURE, HSEHD. GOODS, HARDWARE	615	M	.	.	.	.	15393#	10337#	-	-	25051#
		F	.	.	.	.	17215#	12779	-	-	10258
TEXTILES, CLOTH- ING, FOOTWR., LEATHERWARE	616	M	.	.	.	.	.	12099	-	-	15439
		F	.	.	22092#	.	14701#	12193#	-	-	9423
FOOD, DRINK, TOBACCO	617	M	.	.	.	.	14527#	12034#	-	-	14054#
		F	.	.	.	.	.	7754	-	-	-
TOBACCO PRODUCTS	617.6	M	.	.	.	.	.	10839	-	-	10189#
		F	.	.	.	.	.	10369#	-	-	18131#
PHARMACEUTICAL, MEDICAL GDS., CLEANING MAT., PHARMACEUTICALS	618	M	68599#	.	.	.	11867#	10839	-	-	15631#
		F	63626#	.	27397#	.	15818#	15040#	-	-	12501
	618.1	M	.	.	22649#	.	15470#	14392	-	-	16864#
		F	.	.	.	.	.	16086#	-	-	19256#
OTHER WHOLESALE DISTRIBUTION	619	M	.	.	.	.	.	15969#	-	-	23889#
		F	.	.	.	.	.	13347#	-	-	22681#
PAPER, BOOKS, STATIONERY, NEWSPAPERS	619.1/2	M	44922#	.	.	.	17206#	11900#	-	-	11051
		F	.	.	.	.	.	8030	-	-	15588
WHOLESALE TRADE	61	M	56720#	40508#	26275#	21968#	10949#	7111#	-	-	20546
		F	54871#	31515#	23674#	14827	10100	8002	-	-	8778
FOOD, DRINK, TOBACCO	641/642	M	.	.	25834#	17483	12383	7128	-	-	13812
		F	.	.	.	.	11538	7337	-	-	11474#
DISPENSING CHEMISTS	643	M	.	.	.	.	9012#	7475#	-	-	10371
		F	.	31561#	.	15809#	13805#	8106#	-	-	14692#
MEDICAL GOODS, COSMETICS, CLEANING MAT., CLOTHING	644	M	.	30882#	.	15702#	13647#	8596	-	-	14456
		F	.	.	.	.	.	7597#	-	-	-
FOOTWEAR, LEATHER GOODS	646	M	.	.	.	.	10896#	8051#	-	-	10492#
		F	.	.	.	.	10167#	7988	-	-	13141#
FURN. FABRICS, HOUSEHOLD TEXTILES	647	M	.	.	.	.	10032#	7495#	-	-	15720#
		F	.	.	15787#	15508#	8969	7364	-	-	9708
HOUSEHOLD FITMENTS, APPLIANCES	648/649	M	.	.	14894#	14437#	9874	7381	-	-	10551
		F	.	.	.	.	.	14577	-	-	10082
BOOKS, NEWSPRS., STATIONERY, OFFICE SUPPS.	653	M	.	.	20421#	14404	11183	7583	-	-	10978
		F	.	.	.	.	.	13993	-	-	13076
OTHER RETAIL DISTRIBUTION	654/655	M	.	.	.	13993	14800#	8721#	-	-	15552#
		F	.	.	.	14155	13190#	8669#	-	-	15563#
VARIOUS NON-FOOD PRODUCTS	656	M	.	.	.	12822#	10563#	7808#	-	-	10635
		F	.	.	.	11288#	14193#	7934	-	-	12337
RETAIL TRADE	64/653- 656	M	47446#	35175#	12699	15753#	10644	7926	-	-	15790
		F	44177#	28481#	12699	12408	11343	8643	-	-	10496
		T	.	32908#	17153#	13023	11245	8537	-	-	11421



REMUNERATION ANNUELLE BRUTE  
DES SALARIES A TEMPS PARTIEL  
MOYENNE(M) ET COEFFICIENT DE  
VARIATION(CV) SELON L ACTIVITE,  
LE SEXE ET LA QUALIFICATION

CV

QUALIFICATION							SEXE	NACE	ACTIVITE	
1A	1B	2	3	4	5	(*)				TOT. ENS.
				59.40	59.10	-		M	611	MAT. PREM. AGR.,
				48.30	50.0	-	72.0	F		ANIMAUX,
				55.10	59.1	-	142.10	T		TEXTILES
					62.30	-		M	612	COMBUSTIBLES,
			30.70	46.00	60.20	-	95.00	F		MINERAIS,
				60.00	67.0	-	135.60	T		PR. CHIMIQUES
				34.60	49.20	-		M	613	BOIS, MATERIAUX
			30.50	51.00	63.0	-	72.1	F		DE CONSTR.
			47.00	40.0	61.7	-	160.00	T		
				45.40	50.40	-	110.00	M	614	MACHINES,
			51.50	40.2	62.6	-	77.7	F		VEHICULES
			50.50	42.5	60.2	-	120.0	T		
					49.00	-		M	615	MEUBLES,
		71.40	45.00	47.00	40.4	-	67.0	F		ART. MENAGERS
			51.70	46.00	50.2	-	122.00	T		QUINCAILLERIE
						-		M	616	TEXTILE,
			47.30	35.0	52.4	-	80.50	F		HABILLEMENT,
			62.40	41.00	53.0	-	161.00	T		CHAUSSURES
				47.60	47.10	-	101.00	M	617	PRODUITS ALIM.,
			37.00	35.0	50.6	-	54.0	F		BOISSONS,
				40.0	54.2	-	83.4	T		TABAC
						-		M	617.0	PRODUITS DU
						-		F		TABAC
						-		T		
37.00				40.10	67.70	-	112.40	M	610	PR. PHARM.,
45.40		30.30	41.40	43.20	64.7	-	60.5	F		MEDICAUX,
		47.70	40.00	45.0	67.0	-	113.70	T		D'ENTRETIEN
						-		M	610.1	PRODUITS
				30.40		-	46.00	F		PHARM.
				30.00		-	01.00	T		
				37.20	31.7	-	113.20	M	610	AUTRES COMMERCES
			30.00	51.10	60.2	-	70.0	F		DE GROS
64.50				45.1	53.4	-	117.6	T		
						-		M	610.1/2	PAPIER, LIVRES,
					67.10	-		F		JOURNAUX
				40.30	62.60	-		T		
74.50	67.50	107.50	80.70	53.0	52.7	-	120.6	M	61	COMMERCE DE GROS
	40.00	60.00	46.1	43.2	59.5	-	73.3	F		
75.40	60.30	102.30	77.2	47.6	50.0	-	120.7	T		
				51.70	47.00	-	111.10	M	641/642	PR. ALIMENTAIRES,
				37.3	44.4	-	40.3	F		BOISSONS,
				00.60	30.2	-	63.0	T		TABAC
						-		M	643	PHARMACIES
						-		F		
	31.70		31.30	30.50	40.20	-	60.70	T		
	30.20		31.30	42.70	49.0	-	60.0	M		
					26.40	-		F	644	ART. MEDICAUX,
				53.70	45.60	-	64.50	T		PRODUITS
				50.10	42.7	-	112.00	M	645	D'ENTRETIEN
				45.00	45.40	-	112.00	F		ARTICLES
		42.50	52.60	46.2	55.2	-	66.4	T		D'HABILLEMENT
		52.10	57.10	40.2	54.0	-	07.0	M		
						-		F	646	CHAUSSURES,
			23.0	40.6	60.2	-	62.0	T		MARQUINERIE
		45.30	23.3	51.0	60.3	-	82.5	M		
						-		F	647	TISSUS
				33.0	37.00	-	44.6	T		D'AMEUBLEMENT
				36.1	36.30	-	101.40	M		
				56.00	60.70	-	123.60	F	640/640	EQUIPEMENT DU
				70.50	60.6	-	00.3	T		FOYER
				64.00	60.6	-	111.1	M		
				71.60	39.6	-	133.70	F	653	LIVRES, JOURN.,
		00.00		51.70	39.6	-	05.3	T		PAPIER,
				47.50	50.0	-		M		EQ. BUREAU
	30.20		70.50	40.0	54.0	-	137.4	F	654/655	AUTRES COMMERCES
				53.40	44.00	-		T		DE DETAIL
		63.5	70.0	51.4	50.7	-	60.5	M		
		63.4	75.2	52.0	56.3	-	114.0	F		
						-		T	650	PRODUITS DIVERS
				32.0	37.0	-	45.7	M		NON ALIMENT.
				41.0	39.5	-	60.6	F		
72.50	65.00		80.40	64.7	51.7	-	120.2	T	64/653-	COMMERCE DE
	30.00		53.2	43.6	40.3	-	50.5	M	650	DETAIL
72.30	61.30	120.50	60.0	46.0	40.0	-	90.0	F		

TAB.C11

INDEX OF MEAN GROSS ANNUAL PAY OF PART-TIME EMPLOYEES ACCORDING TO ACTIVITY, SEX AND QUALIFICATION ( PAY OF ALL FULL-TIME EES. = 100 )

INDICE DE LA REMUNERATION ANNUELLE BRUTE MOYENNE DES SALAIRES A TEMPS PARTIEL SELON L ACTIVITE, LE SEXE ET LA QUALIFICATION ( REM. DE L ENS. DES SAL. A TEMPS PLEIN = 100 )

ACTIVITY	NACE	SEX	QUALIFICATION							TOG. ENS.
			1A	1B	2	3	4	5	(*)	
AGRIC. PRIMARY PROD. LIVE-STOCK, TEXT. FUELS, ORES.	611	M	-	-	-	-	57.6#	43.4#	-	-
		F	-	-	-	-	139.0#	69.6	-	100.0
		T	-	-	-	-	87.1#	52.3	-	100.0#
INDUSTRIAL CHEMICALS	612	M	-	-	-	186.0#	120.8#	66.3#	-	100.0#
		F	-	-	-	-	80.2#	55.0	-	100.0#
		T	-	-	-	-	46.4#	32.6#	-	100.0#
TIMBER, BUILDING MATERIALS	613	M	-	-	-	161.2#	156.8#	72.8	-	100.0
		F	-	-	-	94.7#	89.7	46.2	-	100.0#
		T	-	-	-	-	41.3#	27.5#	-	100.0#
MACHINERY, EQUIPMENTS, VEHICLES	614	M	-	-	-	150.1#	124.6	67.2	-	100.0
		F	-	-	-	111.5#	78.4	44.7	-	100.0
FURNITURE, HSEHD. GOODS.	615	M	-	-	-	-	-	39.1#	-	100.0
		F	-	-	-	156.0#	129.4#	75.8	-	100.0
		T	-	157.2#	-	103.4#	85.6#	52.9	-	100.0#
TEXTILES, CLOTHING, FOOTWR. LEATHERWARE	616	M	-	-	-	117.3#	106.3	76.0	-	100.0#
		F	-	-	-	83.1#	57.2#	43.2	-	100.0#
		T	-	-	-	-	61.3#	51.3#	-	100.0#
FOOD, DRINK, TOBACCO	617	M	-	-	-	138.1#	125.3	82.1	-	100.0
		F	-	-	-	-	92.6	65.9	-	100.0
		T	-	-	-	-	-	-	-	-
TOBACCO PRODUCTS	617.6	M	-	-	-	-	-	-	-	-
		F	-	-	-	-	-	-	-	-
		T	-	-	-	-	-	-	-	-
PHARMACEUTICAL. MEDICAL GDS., CLEANING MAT.	618	M	266.4#	-	219.1#	126.5#	46.4#	34.9#	-	100.0#
		F	-	-	-	-	120.3#	57.7	-	100.0
		T	377.3#	-	134.3#	91.7#	85.3	45.5	-	100.0#
PHARMACEUTICALS	618.1	M	-	-	-	-	88.1#	-	-	100.0#
		F	-	-	-	-	66.8#	-	-	100.0#
		T	-	-	-	-	58.8#	45.1	-	100.0#
OTHER WHOLESALE DISTRIBUTION	619	M	-	-	-	155.7#	107.7#	72.7	-	100.0
		F	-	-	-	-	80.5	55.1	-	100.0
		T	288.2#	-	-	-	-	-	-	100.0
PAPER, BOOKS, STATIONERY, NEWSPAPERS	619.1/2	M	-	-	-	-	54.3#	38.5#	-	-
		F	-	-	-	-	49.2	38.9	-	-
		T	-	-	-	-	126.6	72.9	-	100.0
WHOLESALE TRADE	61	M	276.1#	197.2#	127.9#	106.9#	126.6	83.5	-	100.0
		F	-	322.3#	242.1#	151.6	83.5	53.1	-	100.0
		T	397.3#	280.4#	187.0#	126.6	78.5#	65.1#	-	100.0#
FOOD, DRINK, TOBACCO	641/642	M	-	-	-	111.0#	113.9	87.8	-	100.0
		F	-	-	-	108.6#	109.3	84.0	-	100.0
		T	-	-	-	-	-	74.1#	-	100.0#
DISPENSING CHEMISTS	643	M	-	214.8#	-	107.6#	94.0#	55.2#	-	100.0#
		F	-	213.6#	-	108.6#	94.4#	59.5	-	100.0
		T	-	-	-	-	-	40.4#	-	100.0#
MEDICAL GOODS, COSMETICS, CLEANING MAT.	644	M	-	-	-	-	103.8#	77.1#	-	100.0#
		F	-	-	-	-	77.4#	60.8	-	100.0#
		T	-	-	-	-	63.8#	47.7#	-	100.0#
CLOTHING	645	M	-	-	162.7#	159.7#	102.7	75.8	-	100.0
		F	-	-	141.2#	136.8#	94.5	70.0	-	100.0
		T	-	-	-	-	-	-	-	-
FOOTWEAR, LEATHER GOODS	646	M	-	-	186.0#	144.6	110.7	76.3	-	100.0
		F	-	-	-	131.2	101.9	69.1	-	100.0
		T	-	-	-	-	-	-	-	-
FURN. FABRICS, HOUSEHOLD TEXTILES	647	M	-	-	-	107.0	113.2#	66.7#	-	100.0
		F	-	-	-	91.0	84.8#	55.7#	-	100.0#
		T	-	-	-	80.3#	66.2#	48.9#	-	100.0#
HOUSEHOLD FITMENTS, APPLIANCES	648/649	M	-	-	-	106.1#	133.5#	74.6	-	100.0
		F	-	-	-	96.5#	102.9#	64.1	-	100.0
		T	-	-	-	139.3#	37.4#	35.0	-	100.0#
BOOKS, NEWSPR., STATIONERY, OFFICE SUPPS.	653	M	-	-	184.0#	147.8#	103.4	67.6	-	100.0
		F	-	206.6#	-	160.9#	84.5	48.2	-	100.0
		T	-	-	-	-	53.3#	48.1#	-	100.0
OTHER RETAIL DISTRIBUTION	654/655	M	-	-	135.7	102.6	105.9	73.4	-	100.0
		F	-	-	122.1	85.2	87.4	64.1	-	100.0
		T	-	-	-	-	-	-	-	-
VARIOUS NON-FOOD PRODUCTS	656	M	-	-	-	122.9	100.9	88.7	-	100.0
		F	-	-	-	117.2	99.0	82.8	-	100.0
		T	-	-	-	99.8#	67.4	50.2	-	100.0
RETAIL TRADE	64/653-656	M	300.5#	222.8#	121.0	118.2	108.1	82.3	-	100.0
		F	-	271.4#	-	116.2	108.1	82.3	-	100.0
		T	386.8#	288.1#	150.2#	114.0	98.5	74.7	-	100.0

INDEX OF MEAN GROSS  
ANNUAL PAY OF PART-TIME  
FEMALE EMPLOYEES  
ACCORDING TO ACTIVITY  
AND QUALIFICATION

( PAY OF FULL-TIME MALE = 100 )

INDICE DE LA REMUNERATION  
ANNUELLE BRUTE MOYENNE DES  
SALARIES FEMININS A TEMPS PARTIEL  
SELON L'ACTIVITE  
ET LA QUALIFICATION

( REM. DES SAL. MASC. A TEMPS PLEIN = 100 )

QUALIFICATION							TOG. ENS.	SEXE	NACE	ACTIVITE
1A	1B	2	3	4	5	(*)				
.	.	.	.	100.00 120.70	100.00 85.5	-	53.3	M F	611	MAT. PREM. AGR., ANIMAUX, TEXTILES
.	.	.	87.60	140.00	100.00 85.30	-	60.00	M F	612	COMBUSTIBLES, MINERAIS, PR. CHIMIQUES
.	.	.	103.40	110.00	100.00 73.3	-	32.0	M F	613	BOIS, MATERIAUX DE CONSTR.
.	.	.	82.30	100.00 123.6	100.00 100.0	-	100.00 40.9	M F	614	MACHINES, VEHICULES
.	.	.	106.20	104.50	100.00 83.1	-	42.0	M F	615	MEUBLES, ART. MENAGERS QUINCAILLERIE
.	.	.	54.60	122.7	95.0	-	30.70	M F	616	TEXTILE, HABILLEMENT, CHAUSSURES
.	.	.	55.00	100.00 123.5	100.00 96.6	-	100.00 60.4	M F	617	PRODUITS ALIM., BOISSONS, TABAC
.	.	.	.	.	.	-	.	M F	617.6	PRODUITS DU TABAC
100.00	.	157.20	100.00	100.00 124.10	100.00 79.0	-	100.00 47.0	M F	618	PR. PHARM., MEDICAM., D'ENTRETIEN
.	.	.	.	100.00	.	-	50.60	M F	618.1	PRODUITS PHARM.
.	.	.	44.70	100.00 89.20	100.0 78.5	-	100.00 40.7	M F	619	AUTRES COMMERCES DE GROS
.	.	.	.	.	64.10	-	.	M F	619.1/2	PAPIER, LIVRES, JOURNAUX
100.00	100.00 77.00	100.00 90.10	100.00 87.5	100.0 122.6	100.0 80.1	-	100.0 47.6	M F	61	COMMERCE DE GROS
.	.	.	105.30	100.00 131.0	100.00 121.0	-	100.00 80.4	M F	641/642	PR. ALIMENTAIRES, BOISSONS, TABAC
.	107.00	.	131.50	100.00	100.00 81.20	-	100.00 100.00	M F	643	PHARMACIES
.	.	.	.	136.20	100.00 100.50	-	55.00	M F	644	ART. MEDICAM., PRODUITS D'ENTRETIEN
.	.	123.00	100.00	100.00 99.4	100.00 90.2	-	100.00 61.0	M F	645	ARTICLES D'HABILLEMENT
.	.	.	130.0	97.0	113.5	-	62.4	M F	646	CHAUSSURES, MAROQUINERIE
.	.	.	83.5	130.00	104.40	-	54.6	M F	647	TISSUS D'AMEUBLEMENT
.	.	.	100.00 88.00	100.00 134.40	100.00 101.0	-	100.00 66.0	M F	648/649	EQUIPEMENT DU FOYER
.	.	31.00	100.00 49.00	100.00 120.2	100.0 90.3	-	100.00 40.0	M F	653	LIVRES, JOURN., PAPIER, EQ. BUREAU
.	.	70.5	110.0	100.00 107.0	100.00 83.0	-	54.4	M F	654/655	AUTRES COMMERCES DE DETAIL
.	.	.	90.0	81.7	105.5	-	60.5	M F	656	PRODUITS DIVERS NON ALIMENT.
100.00	100.00 81.00	45.7	100.00 70.0	100.0 100.0	100.0 100.0	-	100.0 66.5	M F	64/653- 656	COMMERCE DE DETAIL



**Series D**  
**Série D**

TAB.D1

EMPLOYEES ACCORDING TO ACTIVITY, SEX, QUALIFICATION, SIZE OF ENTERPRISE AND TYPE OF EMPLOYMENT

(%)

ACTIVITY	NACE	QUALIFICATION	SEX	TYPE OF EMPLOYMENT						REGIME DE TRAVAIL	TYPE OF EMPLOYMENT			
				FULL-TIME		PART-TIME		TOTAL		TEMPS-PLEIN	PART-TIME		TOTAL	
				SIZE OF ENTERPRISE (NUMBER OF EMPLOYEES)										
				10-49	50-99	100-199	200-499	500-999	>=1000	(*)	10-49	50-99	100-199	200-499
AGRIC. PRIMARY PROD., LIVESTOCK, TEXT.	611	1A	M	71.1	7.7	9.6	9.0	-	-	-	100.0	-	-	-
			F	71.6	7.4	9.4	8.9	-	-	-	100.0	-	-	-
		1B	M	46.1	8.5	28.0	13.8	-	-	-	100.0	-	-	-
			F	60.3	-	18.0	-	-	-	-	100.0	-	-	-
		2	M	54.3	12.7	8.7	12.8	11.5	-	-	100.0	100.0	-	-
	F		47.8	8.4	26.8	13.2	-	-	-	100.0	-	-	-	
	M		54.8	12.1	9.6	13.0	10.6	-	-	100.0	100.0	-	-	
	F		59.7	-	18.4	14.3	-	-	-	100.0	-	-	-	
	3	M	62.0	17.0	10.3	10.2	-	-	-	100.0	-	-	-	
		F	47.8	17.6	18.1	14.9	-	-	-	100.0	76.4	-	-	
		M	58.4	17.2	12.3	11.4	-	-	-	100.0	84.2	-	-	
	4	M	61.4	10.5	8.5	8.8	10.8	-	-	100.0	59.7	-	-	
		F	53.5	13.2	16.5	12.7	4.1	-	-	100.0	84.4	-	-	
	5	M	59.1	11.3	10.9	10.0	8.8	-	-	100.0	70.8	4.4	6.8	
		F	56.8	15.6	13.4	8.2	6.0	-	-	100.0	58.6	6.8	7.6	
T	M	64.6	12.4	9.5	6.5	7.1	-	-	100.0	67.0	10.0	14.5		
	F	58.3	15.0	12.6	7.8	6.2	-	-	100.0	63.6	8.7	11.8		
FUELS, ORES, INDUSTRIAL CHEMICALS	612	1A	M	58.8	12.8	11.4	9.8	7.2	-	-	100.0	65.1	6.3	6.1
			F	55.8	13.2	15.2	11.5	4.2	-	-	100.0	72.9	7.7	12.1
		1B	M	58.1	12.9	12.3	10.2	6.5	-	-	100.0	69.2	7.0	9.2
			F	34.3	12.8	10.2	13.2	10.8	18.8	-	100.0	78.9	-	4.3
		2	M	34.7	12.6	10.4	13.1	10.6	18.5	-	100.0	80.5	-	-
	F		14.5	10.7	12.3	17.7	17.0	27.8	-	100.0	-	-	-	
	M		37.8	16.3	11.4	10.2	-	-	-	100.0	-	-	-	
	F		16.2	11.1	12.3	17.2	16.6	26.7	-	100.0	-	-	-	
	3	M	14.3	8.8	16.3	11.6	17.6	31.3	-	100.0	-	-	-	
		F	17.3	12.4	12.0	19.4	10.0	28.9	-	100.0	-	-	-	
		M	14.7	9.3	15.8	12.6	16.7	31.0	-	100.0	-	-	-	
	4	M	17.2	10.1	13.1	11.2	16.4	32.0	-	100.0	-	-	-	
		F	20.0	13.8	10.4	11.8	11.2	32.9	-	100.0	63.4	-	-	
	5	M	18.0	11.2	12.3	11.4	14.9	32.3	-	100.0	41.1	-	-	
		F	22.1	12.2	10.9	15.1	14.8	24.9	-	100.0	18.9	-	-	
T	M	20.9	15.9	14.3	16.2	16.6	16.6	-	100.0	31.3	-	-		
	F	21.7	13.4	12.0	15.5	15.3	22.1	-	100.0	22.8	-	-		
TIMBER, BUILDING MATERIALS	613	1A	M	22.2	10.7	9.1	14.1	11.8	32.1	-	100.0	11.2	12.5	12.4
			F	24.0	13.9	10.8	12.9	12.8	25.6	-	100.0	37.4	12.2	14.9
		1B	M	22.6	11.4	9.5	13.8	12.0	30.7	-	100.0	27.5	12.3	12.1
			F	19.3	10.8	12.1	13.8	15.2	28.8	-	100.0	21.7	10.5	6.9
		2	M	21.5	14.8	12.5	14.6	13.7	22.8	-	100.0	39.7	12.7	14.6
	F		19.8	11.7	12.2	14.0	14.8	27.4	-	100.0	31.0	11.6	10.8	
	M		62.4	20.4	7.4	9.1	-	-	-	100.0	94.1	-	-	
	F		63.7	30.9	-	-	-	-	-	100.0	-	-	-	
	3	M	62.5	21.2	7.2	8.4	-	-	-	100.0	94.1	-	-	
		F	48.2	22.6	14.4	10.3	4.5	-	-	100.0	93.6	-	-	
		M	61.5	16.0	18.6	-	-	-	-	100.0	-	-	-	
	4	M	49.3	22.0	14.8	9.7	4.2	-	-	100.0	87.8	-	-	
		F	46.9	26.0	11.7	13.0	2.3	-	-	100.0	-	-	-	
	5	M	52.9	24.0	11.6	9.9	-	-	-	100.0	-	-	-	
		F	47.5	25.9	11.7	12.7	2.3	-	-	100.0	70.6	-	-	
T	M	44.9	25.0	11.6	13.5	5.0	-	-	100.0	-	-	-		
	F	54.3	23.9	9.4	10.2	2.3	-	-	100.0	63.8	-	-		
MACHINERY, EQUIPMENTS, VEHICLES	614	1A	M	46.8	24.8	11.1	12.8	4.4	-	-	100.0	65.2	-	-
			F	46.5	29.2	12.0	9.7	2.6	-	-	100.0	82.6	-	-
		1B	M	43.6	27.9	14.5	9.4	4.5	-	-	100.0	67.0	-	-
			F	45.7	28.8	12.7	9.7	3.1	-	-	100.0	72.9	16.2	6.8
		2	M	52.1	21.3	9.6	10.8	6.1	-	-	100.0	56.4	25.7	-
	F		48.1	20.1	14.0	15.7	2.2	-	-	100.0	57.4	21.2	9.3	
	M		51.5	21.2	10.3	11.5	5.5	-	-	100.0	57.2	22.4	8.5	
	F		48.5	25.2	11.3	11.1	3.9	-	-	100.0	71.6	18.4	5.9	
	3	M	47.8	25.2	13.3	10.4	3.4	-	-	100.0	59.9	20.2	9.2	
		F	48.3	25.2	11.7	11.0	3.8	-	-	100.0	64.2	19.6	7.0	
		M	66.8	13.9	7.9	6.1	1.6	3.7	-	100.0	84.7	-	-	
	4	M	82.6	10.6	-	-	-	-	-	100.0	-	-	-	
		F	68.2	13.7	7.7	5.6	1.4	3.4	-	100.0	86.3	-	-	
	5	M	34.7	12.7	12.6	9.6	6.2	24.1	-	100.0	-	-	-	
		F	43.4	11.6	10.5	9.8	8.8	15.8	-	100.0	-	-	-	
T	M	35.4	12.7	12.4	9.7	6.4	23.5	-	100.0	66.7	-	-		
	F	37.3	13.3	11.5	9.3	3.7	24.9	-	100.0	94.5	-	-		
4	M	42.3	16.9	9.8	8.2	5.2	17.7	-	100.0	80.9	-	-		
	F	37.7	13.6	11.4	9.2	3.9	24.2	-	100.0	91.3	-	-		
5	M	48.4	13.4	12.0	11.2	1.4	13.6	-	100.0	-	-	-		
	F	44.1	11.8	13.1	10.8	3.9	16.3	-	100.0	70.0	-	-		
T	M	47.2	12.9	12.3	11.1	2.1	14.3	-	100.0	71.2	14.0	-		
	F	53.5	16.1	15.1	9.3	1.5	4.5	-	100.0	71.2	-	-		
5	M	44.5	15.5	15.3	11.5	3.2	8.9	-	100.0	82.5	7.2	-		
	F	50.6	15.9	15.2	10.0	2.1	6.2	-	100.0	79.1	6.9	4.9		
T	M	47.3	16.1	14.8	5.9	2.7	13.0	-	100.0	75.2	10.1	-		
	F	35.0	18.2	15.9	8.5	4.5	17.9	-	100.0	73.3	7.1	4.4		
5	M	43.3	16.8	15.2	6.8	3.3	14.6	-	100.0	73.8	10.5	7.8		
	F	46.5	14.5	13.2	9.2	2.7	13.9	-	100.0	79.3	10.2	6.7		
T	M	43.1	15.1	14.3	10.4	3.9	13.3	-	100.0	75.6	9.3	7.4		
	F	45.7	14.7	13.4	9.5	3.0	13.8	-	100.0	76.9	8.6	7.2		

TAB.D1

SALARIES SELON L ACTIVITE, LE SEXE,  
LA QUALIFICATION, LA TAILLE DE L ENTREPRISE  
ET LE REGIME DE TRAVAIL

( 2 )

REGIME DE TRAVAIL		ALL TYPES		ENS. DES REGIMES		QUALIFICATION	SEXE	RACE	ACTIVITE					
TEMPS-PARTIEL		OF EMPLOYMENT		DE TRAVAIL										
TAILLE DE L ENTREPRISE (NOMBRE DE SALARIES)														
500	>=	TOT.	10	50	100	200	500	>=	TOT.					
899	1000	ENS.	49	99	199	499	999	1000	ENS.					
-	-	100.0	70.8	8.2	9.8	8.6	-	-	100.0	M	1A	611	MAT. PREM. AGR., ANIMAUX, TEXTILES	
-	-	100.0	71.4	7.9	9.6	8.5	-	-	100.0	F	1B			
-	-	100.0	47.1	8.8	27.1	13.5	-	-	100.0	M	2			
-	-	100.0	61.4	-	17.5	-	-	-	100.0	F	3			
-	-	100.0	48.8	8.7	25.9	13.0	-	-	100.0	M	4			
-	-	100.0	55.4	12.4	8.5	12.5	11.3	-	100.0	F	5			
-	-	100.0	62.9	-	17.0	13.1	-	-	100.0	M	T			
-	-	100.0	56.1	11.7	9.3	12.6	10.3	-	100.0	F	1A	612		COMBUSTIBLES, MINERAIS, PR. CHIMIQUES
-	-	100.0	62.3	16.9	10.2	10.1	-	-	100.0	F	1B			
-	-	100.0	49.4	16.8	17.3	14.9	-	-	100.0	M	2			
-	-	100.0	59.0	16.9	12.1	11.4	-	-	100.0	F	3			
20.8	-	100.0	61.3	10.3	8.4	8.6	11.4	-	100.0	M	4			
14.7	-	100.0	55.9	12.4	15.9	11.9	3.8	-	100.0	F	5			
23.6	-	100.0	59.7	10.9	10.7	9.6	9.1	-	100.0	M	T			
11.0	-	100.0	57.0	14.9	13.0	7.8	7.4	-	100.0	F	1A	613	BOIS, MATERIAUX DE CONSTR.	
19.8	-	100.0	65.2	11.8	11.1	6.3	5.6	-	100.0	F	1B			
10.3	-	100.0	59.1	14.1	12.5	7.4	6.9	-	100.0	M	2			
-	-	100.0	59.1	12.6	11.2	9.5	7.7	-	100.0	F	3			
-	-	100.0	58.4	12.4	14.7	10.7	3.9	-	100.0	M	4			
-	-	100.0	58.9	12.5	12.0	9.8	6.8	-	100.0	F	5			
-	-	100.0	36.2	12.8	10.1	12.6	10.3	18.0	100.0	M	T			
-	-	100.0	36.8	12.6	10.3	12.5	10.1	17.7	100.0	F	1A	614		MACHINES, VEHICULES
-	-	100.0	14.8	10.8	12.3	17.6	16.9	27.6	100.0	F	1B			
-	-	100.0	38.0	15.4	14.0	9.6	-	-	100.0	M	2			
-	-	100.0	16.6	11.1	12.4	17.0	16.4	26.4	100.0	F	3			
-	-	100.0	14.5	8.9	16.3	11.6	17.6	31.2	100.0	M	4			
-	-	100.0	18.8	12.2	11.8	19.0	9.8	28.4	100.0	F	5			
-	-	100.0	15.0	9.3	15.7	12.5	16.6	30.9	100.0	M	T			
-	-	100.0	17.2	10.2	13.0	11.1	16.4	32.1	100.0	F	1A	613	BOIS, MATERIAUX DE CONSTR.	
-	-	100.0	20.9	13.8	10.5	11.7	10.9	32.2	100.0	F	1B			
18.7	40.1	100.0	18.2	11.2	12.3	11.3	14.8	32.1	100.0	M	2			
10.1	31.3	100.0	22.0	11.9	10.8	15.1	14.9	25.3	100.0	F	3			
35.9	22.4	100.0	21.1	15.9	14.2	15.9	16.3	16.5	100.0	M	4			
14.0	14.8	100.0	21.7	13.3	11.9	15.4	15.4	22.4	100.0	F	5			
22.2	17.2	100.0	21.6	10.8	9.0	13.9	13.1	31.5	100.0	M	T			
24.1	26.8	100.0	27.6	13.5	11.9	11.5	13.1	22.5	100.0	F	1A	614		MACHINES, VEHICULES
13.5	12.2	100.0	23.1	11.5	9.8	13.3	13.1	29.2	100.0	F	1B			
18.6	18.3	100.0	19.3	10.8	12.0	13.8	15.4	28.8	100.0	M	2			
-	-	100.0	22.9	14.6	12.7	14.1	13.7	22.0	100.0	F	3			
-	-	100.0	20.2	11.7	12.2	13.8	15.0	27.1	100.0	M	4			
-	-	100.0	64.7	19.1	6.8	8.6	-	-	100.0	F	5			
-	-	100.0	64.8	30.0	-	-	-	-	100.0	M	T			
-	-	100.0	64.7	19.9	6.7	7.9	-	-	100.0	F	1A	613	BOIS, MATERIAUX DE CONSTR.	
-	-	100.0	49.2	22.2	14.1	10.1	4.4	-	100.0	F	1B			
-	-	100.0	60.7	17.0	18.3	-	-	-	100.0	M	2			
-	-	100.0	50.2	21.8	14.5	9.5	4.1	-	100.0	F	3			
-	-	100.0	47.3	26.1	11.5	12.8	2.3	-	100.0	M	4			
-	-	100.0	54.8	23.2	11.1	9.5	-	-	100.0	F	5			
-	-	100.0	48.0	25.0	11.5	12.5	2.2	-	100.0	M	T			
-	-	100.0	45.2	24.0	11.5	13.5	5.0	-	100.0	F	1A	614		MACHINES, VEHICULES
-	-	100.0	54.7	23.7	9.3	9.9	2.4	-	100.0	F	1B			
-	-	100.0	47.1	24.6	11.1	12.8	4.5	-	100.0	M	2			
-	-	100.0	47.3	28.0	11.8	9.6	2.5	-	100.0	F	3			
-	-	100.0	45.2	27.1	14.2	9.1	4.4	-	100.0	M	4			
-	-	100.0	46.7	28.3	12.5	9.4	3.1	-	100.0	F	5			
-	-	100.0	52.4	21.4	9.5	10.8	5.0	-	100.0	M	T			
4.3	-	100.0	51.8	20.5	12.2	12.7	3.0	-	100.0	F	1A	613	BOIS, MATERIAUX DE CONSTR.	
3.5	-	100.0	52.3	21.2	10.1	11.2	5.3	-	100.0	F	1B			
-	-	100.0	48.1	25.0	11.1	11.0	3.8	-	100.0	M	2			
3.8	-	100.0	48.5	24.5	12.7	9.9	3.4	-	100.0	F	3			
2.8	-	100.0	48.2	24.9	11.4	18.7	3.8	-	100.0	M	4			
-	-	100.0	67.7	13.9	7.6	5.8	1.5	3.5	100.0	F	5			
-	-	100.0	83.7	18.0	-	-	-	-	100.0	M	T			
-	-	100.0	69.1	13.8	7.4	5.3	1.4	3.3	100.0	F	1A	614		MACHINES, VEHICULES
-	-	100.0	35.0	12.8	12.6	9.6	6.1	23.9	100.0	F	1B			
-	-	100.0	44.0	11.4	10.9	9.6	8.6	15.5	100.0	M	2			
-	-	100.0	35.7	12.7	12.5	9.6	6.3	23.3	100.0	F	3			
-	-	100.0	38.1	13.1	11.4	9.2	3.7	24.5	100.0	M	4			
-	-	100.0	44.1	16.6	9.6	7.8	5.0	17.0	100.0	F	5			
-	-	100.0	38.7	13.4	11.2	9.1	3.8	23.8	100.0	M	T			
-	-	100.0	48.5	13.4	12.0	11.2	1.4	13.5	100.0	F	1A	613	BOIS, MATERIAUX DE CONSTR.	
-	-	100.0	45.1	11.9	13.0	10.5	3.8	15.7	100.0	F	1B			
-	-	100.0	47.5	13.8	12.3	11.0	2.1	14.1	100.0	M	2			
-	-	100.0	53.6	16.1	15.1	9.2	1.5	4.4	100.0	F	3			
-	-	100.0	46.1	15.0	14.9	11.2	3.1	9.6	100.0	M	4			
-	-	100.0	51.2	15.8	15.0	9.9	2.8	6.1	100.0	F	5			
-	-	100.0	48.7	15.8	14.6	5.8	2.6	12.5	100.0	M	T			
2.8	-	100.0	44.8	18.4	13.7	7.5	3.9	13.8	100.0	F	1A	614		MACHINES, VEHICULES
1.7	2.2	100.0	47.2	16.8	14.3	6.4	3.1	13.0	100.0	F	1B			
-	-	100.0	47.1	14.4	13.1	8.8	2.7	13.7	100.0	M	2			
1.4	1.9	100.0	45.9	14.6	13.7	8.9	3.7	12.3	100.0	F	3			
1.1	1.7	100.0	46.8	14.5	13.2	8.3	2.8	13.4	100.0	M	4			





TAB.D1

SALARIES SELON L ACTIVITE, LE SEXE,  
LA QUALIFICATION, LA TAILLE DE L ENTREPRISE  
ET LE REGIME DE TRAVAIL

( 3 )

REGIME DE TRAVAIL		ALL TYPES OF EMPLOYMENT		ENS. DES REGIMES DE TRAVAIL		SEXE	NACE	ACTIVITE							
TEMPS-PARTIEL		TAILLE DE L ENTREPRISE (NOMBRE DE SALARIES)													
500 - 999	>= 1000	(*)	TOT. ENS.	10 - 49	50 - 99				100 - 199	200 - 499	500 - 999	>= 1000	(*)	TOT. ENS.	
-	-	-	-	55.9	10.9	10.1	6.4	4.6	4.1	-	100.0	M	1A	615	MEUBLES, ART. MENAGERS QUINCAILLERIE
-	-	-	-	70.1	-	-	-	-	-	-	100.0	F	1A	615	
-	-	-	-	58.9	10.7	9.7	5.9	4.0	3.8	-	100.0	M	1B	615	
-	-	-	100.0	33.0	17.6	15.2	12.5	6.6	15.1	-	100.0	F	1B	615	
-	-	-	-	46.6	24.3	12.3	-	-	6.0	-	100.0	M	2	615	
-	-	-	100.0	34.4	18.3	14.9	12.2	6.1	14.1	-	100.0	F	2	615	
-	-	-	-	32.2	14.9	12.6	21.2	9.7	9.4	-	100.0	M	3	615	
-	-	-	100.0	33.9	25.4	11.7	17.3	-	7.5	-	100.0	F	3	615	
-	-	-	-	32.4	15.9	12.5	20.8	9.2	9.2	-	100.0	M	4	615	
-	-	-	100.0	30.9	15.6	11.7	12.2	7.4	14.3	-	100.0	F	4	615	
-	-	-	-	34.6	20.3	11.6	13.5	10.8	9.2	-	100.0	M	5	615	
-	-	-	100.0	37.5	17.1	11.7	12.6	8.5	12.6	-	100.0	F	5	615	
-	-	-	-	37.1	17.6	14.7	17.9	6.9	5.7	-	100.0	M	T	615	
-	-	-	100.0	34.4	20.3	14.2	16.8	7.8	6.5	-	100.0	F	T	615	
-	-	-	-	36.0	18.8	14.5	17.5	7.3	6.0	-	100.0	M	1A	616	
-	-	-	100.0	43.2	18.6	14.6	16.7	4.6	2.3	-	100.0	F	1A	616	
4.9	3.9	-	-	30.0	22.1	17.8	18.6	5.6	4.9	-	100.0	M	1B	616	
-	-	-	-	37.4	20.1	16.0	18.0	5.1	3.4	-	100.0	F	1B	616	
6.0	4.0	-	-	37.4	16.8	13.5	16.4	7.2	8.6	-	100.0	M	2	616	
4.7	3.0	-	-	34.0	21.1	14.3	16.5	7.5	6.6	-	100.0	F	2	616	
-	-	-	-	36.4	18.2	13.8	16.4	7.3	8.0	-	100.0	M	3	616	
-	-	-	-	74.5	16.8	5.1	-	-	-	-	100.0	F	3	616	
-	-	-	-	78.8	-	-	-	-	-	-	100.0	M	4	616	
-	-	-	100.0	75.0	16.1	5.2	-	-	3.5	-	100.0	F	4	616	
-	-	-	-	54.6	17.5	11.7	12.7	-	-	-	100.0	M	5	616	
-	-	-	-	52.9	12.2	8.2	9.5	-	17.1	-	100.0	F	5	616	
-	-	-	-	54.2	16.3	10.9	12.0	-	6.6	-	100.0	M	T	616	
-	-	-	100.0	60.6	24.0	10.8	3.2	-	1.4	-	100.0	F	T	616	
-	-	-	-	49.6	22.9	10.3	2.8	-	14.4	-	100.0	M	1A	617	
-	-	-	100.0	57.8	23.7	10.7	3.1	-	4.8	-	100.0	F	1A	617	
-	-	-	-	61.9	25.6	6.4	3.6	-	2.6	-	100.0	M	1B	617	
-	-	-	100.0	53.0	18.1	6.6	5.7	-	16.5	-	100.0	F	1B	617	
-	-	-	-	56.4	21.0	6.5	4.9	-	11.2	-	100.0	M	2	617	
-	-	-	100.0	60.8	25.5	8.1	4.1	-	1.4	-	100.0	F	2	617	
-	-	-	-	59.0	22.0	7.3	4.9	-	6.0	-	100.0	M	3	617	
-	-	-	100.0	59.6	23.8	7.6	4.6	-	4.4	-	100.0	F	3	617	
-	-	-	-	64.8	18.5	7.8	3.7	-	5.2	-	100.0	M	4	617	
-	-	-	100.0	48.7	18.8	16.5	3.4	-	12.6	-	100.0	F	4	617	
-	-	-	-	53.8	18.7	13.7	3.5	-	10.2	-	100.0	M	5	617	
-	-	-	100.0	61.9	22.1	8.7	4.8	-	2.5	-	100.0	F	5	617	
-	-	-	-	53.9	20.3	10.5	4.5	-	10.9	-	100.0	M	T	617	
-	-	-	100.0	57.6	21.1	9.7	4.6	-	7.0	-	100.0	F	T	617	
-	-	-	-	61.6	17.2	8.6	9.0	-	2.8	-	100.0	M	1A	617.6	
-	-	-	-	75.7	-	-	-	-	-	-	100.0	F	1A	617.6	
-	-	-	100.0	62.3	17.1	8.2	8.6	-	3.1	-	100.0	M	1B	617.6	
-	-	-	-	42.9	19.8	12.0	15.8	2.8	6.8	-	100.0	F	1B	617.6	
-	-	-	100.0	53.4	20.0	-	-	-	-	-	100.0	M	2	617.6	
-	-	-	-	44.8	19.8	12.3	15.1	2.5	6.3	-	100.0	F	2	617.6	
-	-	-	100.0	39.0	18.3	11.0	17.6	3.5	10.6	-	100.0	M	3	617.6	
-	-	-	-	56.1	16.5	-	13.9	-	-	-	100.0	F	3	617.6	
-	-	-	100.0	40.9	18.1	10.3	17.2	3.5	10.0	-	100.0	M	4	617.6	
-	-	-	-	47.9	18.8	9.5	15.0	1.5	7.3	-	100.0	F	4	617.6	
-	-	-	100.0	43.1	18.6	10.7	13.3	6.4	7.9	-	100.0	M	5	617.6	
-	-	-	-	46.8	18.7	9.8	14.6	2.7	7.4	-	100.0	F	5	617.6	
-	-	-	100.0	42.2	16.6	8.4	19.0	2.9	10.9	-	100.0	M	T	617.6	
-	-	-	-	39.7	15.5	9.1	21.7	4.8	9.2	-	100.0	F	T	617.6	
-	-	-	100.0	41.5	16.3	8.6	19.8	3.4	10.4	-	100.0	M	1A	617.6	
-	-	-	-	42.2	20.0	13.4	13.8	4.5	6.1	-	100.0	F	1A	617.6	
-	-	-	100.0	38.2	20.5	16.3	16.2	2.8	6.0	-	100.0	M	1B	617.6	
-	-	-	-	40.2	20.3	14.8	15.8	3.6	6.1	-	100.0	F	1B	617.6	
-	-	-	100.0	43.4	18.1	10.2	16.5	3.9	8.7	-	100.0	M	2	617.6	
2.5	4.2	-	-	40.2	18.2	12.5	17.9	3.8	7.3	-	100.0	F	2	617.6	
2.8	3.5	-	-	42.4	18.1	11.8	16.9	3.3	8.3	-	100.0	M	3	617.6	
-	-	-	-	-	-	-	-	-	-	-	-	M	4	617.6	
-	-	-	-	-	-	-	-	-	-	-	-	F	4	617.6	
-	-	-	-	-	-	-	-	-	-	-	-	M	5	617.6	
-	-	-	-	-	-	-	-	-	-	-	-	F	5	617.6	
-	-	-	-	-	-	-	-	-	-	-	-	M	T	617.6	
-	-	-	-	-	-	-	-	-	-	-	-	F	T	617.6	

TAB.D1

EMPLOYEES ACCORDING TO ACTIVITY, SEX,  
QUALIFICATION, SIZE OF ENTERPRISE  
AND TYPE OF EMPLOYMENT

( % )

ACTIVITY	NACE	O U A L I F I C A T I O N	S E X	TYPE OF EMPLOYMENT			REGIME DE TRAVAIL				TYPE OF EMPLOYMENT				
				FULL-TIME			TEMPS-PLEIN				PART-TIME				
				SIZE OF ENTERPRISE											
				(NUMBER OF EMPLOYEES)											
10	50	100	200	500	>=	(°)	TOT.	10	50	100	200				
-	-	-	-	-	-	-	ENS.	-	-	-	-	-			
49	99	199	499	999	1000			49	99	199	499				
PHARMACEUTICAL, MEDICAL GDS., CLEANING MAT.	618	1A	M	60.1	14.8	8.4	5.9	-	7.0	-	100.0	86.0	-	-	-
			F	55.7	-	-	-	-	-	100.0	-	-	-	-	-
			T	59.8	15.8	8.3	6.2	-	6.5	-	100.0	86.0	-	-	-
		1B	M	29.8	22.1	24.4	10.2	3.9	9.5	-	100.0	-	-	-	-
			F	35.8	14.2	12.9	16.9	-	14.3	-	100.0	-	-	-	-
			T	30.9	20.7	22.3	11.4	4.3	10.4	-	100.0	-	-	-	-
	2	M	31.6	23.2	17.9	13.7	-	12.0	-	100.0	53.9	-	-	-	
		F	26.3	7.7	16.9	18.4	-	27.3	-	100.0	-	-	-	-	
		T	30.5	20.0	17.7	14.7	-	15.3	-	100.0	35.3	-	-	-	
		M	52.0	18.8	7.9	5.0	-	14.3	-	100.0	91.0	-	-	-	
		F	40.4	20.6	17.1	10.5	5.5	5.9	-	100.0	57.7	-	-	-	
		T	46.8	19.6	12.0	7.5	3.6	10.5	-	100.0	67.4	-	-	-	
3	M	31.8	11.0	9.3	9.4	7.3	31.2	-	100.0	52.6	-	-	-		
	F	19.0	9.2	8.7	16.8	8.0	38.1	-	100.0	26.6	7.5	-	-		
	T	24.2	10.0	8.9	13.8	7.7	35.3	-	100.0	32.1	8.3	-	-		
	M	46.6	21.7	14.2	8.9	3.5	5.0	-	100.0	53.5	19.3	-	-		
	F	18.1	15.3	15.2	16.0	10.8	24.8	-	100.0	55.3	15.7	8.6	7.9		
	T	28.3	17.6	14.8	13.4	8.2	17.7	-	100.0	54.8	16.7	8.7	8.2		
T	M	37.3	17.1	13.0	9.6	4.5	18.5	-	100.0	63.2	12.5	-	-		
	F	21.8	11.9	11.6	16.1	8.1	30.6	-	100.0	43.5	12.6	7.4	5.2		
	T	29.5	14.5	12.3	12.9	6.3	24.6	-	100.0	48.8	12.5	6.4	5.4		
	M	-	-	-	17.9	-	31.3	-	100.0	-	-	-	-		
	F	-	-	-	-	-	-	-	100.0	-	-	-	-		
	T	-	-	-	19.2	-	29.0	-	100.0	-	-	-	-		
PHARMACEUTICALS	618.1	1A	M	-	-	-	-	-	-	-	-	-	-	-	
			F	-	-	-	-	-	-	-	-	-	-	-	
			T	-	-	-	19.2	-	29.0	-	100.0	-	-	-	-
		1B	M	16.2	-	21.7	8.6	15.0	36.3	-	100.0	-	-	-	-
			F	-	-	-	-	-	37.3	-	100.0	-	-	-	-
			T	18.9	-	18.3	8.7	15.1	36.6	-	100.0	-	-	-	-
	2	M	-	-	-	13.4	-	18.1	-	100.0	-	-	-	-	
		F	-	-	-	7.6	-	18.6	-	100.0	-	-	-	-	
		T	5.3	-	11.3	18.3	-	55.6	-	100.0	-	-	-	-	
		M	12.8	-	-	15.7	-	57.8	-	100.0	-	-	-	-	
		F	22.6	-	9.6	26.6	19.0	20.2	-	100.0	-	-	-	-	
		T	17.6	-	7.0	21.1	13.6	39.4	-	100.0	-	-	-	-	
3	M	5.0	1.6	8.8	15.2	13.1	56.2	-	100.0	-	-	-	-		
	F	4.2	2.2	7.4	21.0	11.3	53.8	-	100.0	-	-	-	-		
	T	4.5	2.0	7.9	19.0	12.0	54.6	-	100.0	-	-	-	-		
	M	20.4	20.0	9.7	19.9	12.4	17.6	-	100.0	-	-	-	-		
	F	3.4	8.6	14.1	19.6	16.4	37.9	-	100.0	-	-	-	-		
	T	6.7	10.8	13.3	19.6	15.7	33.9	-	100.0	-	-	-	-		
T	M	8.4	3.5	10.1	15.7	12.1	50.1	-	100.0	-	-	-	-		
	F	5.2	3.8	9.2	20.7	12.8	48.3	-	100.0	-	-	-	-		
	T	6.4	3.7	9.5	18.9	12.5	49.0	-	100.0	-	-	-	-		
	M	65.4	12.1	12.8	9.7	-	-	-	100.0	11.7	-	-	-		
	F	72.9	-	-	-	-	-	-	100.0	86.4	-	-	-		
	T	66.2	12.7	12.4	8.7	-	-	-	100.0	79.9	-	-	-		
OTHER WHOLESALE DISTRIBUTION	619	1A	M	52.6	20.8	9.8	16.6	-	-	-	100.0	-	-	-	
			F	55.4	21.8	10.2	12.5	-	-	-	100.0	-	-	-	
			T	53.1	21.0	9.8	16.0	-	-	-	100.0	83.3	-	-	
		2	M	52.0	23.4	11.2	13.4	-	-	-	100.0	77.8	-	-	
			F	48.9	26.4	13.3	11.4	-	-	-	100.0	-	-	-	
			T	51.4	24.0	11.6	13.0	-	-	-	100.0	73.5	24.2	-	
	3	M	56.6	19.1	9.2	15.2	-	-	-	100.0	77.9	-	-		
		F	52.6	19.2	13.4	14.7	-	-	-	100.0	74.6	-	-		
		T	54.6	19.2	11.3	14.9	-	-	-	100.0	76.1	-	-		
		M	54.9	20.8	12.8	11.6	-	-	-	100.0	56.6	38.5	-		
		F	52.3	19.7	18.3	9.6	-	-	-	100.0	75.3	19.6	-		
		T	53.4	20.2	16.0	10.4	-	-	-	100.0	67.0	28.0	-		
4	M	42.4	33.8	12.6	11.2	-	-	-	100.0	52.7	43.7	-			
	F	44.0	28.6	14.4	13.1	-	-	-	100.0	66.4	23.4	-			
	T	43.3	30.8	13.6	12.3	-	-	-	100.0	61.4	30.8	7.3			
	M	52.7	22.8	11.5	13.0	-	-	-	100.0	62.9	33.4	-			
	F	50.0	22.8	15.6	11.5	-	-	-	100.0	68.9	20.9	4.5			
	T	51.5	22.8	13.3	12.3	-	-	-	100.0	66.3	26.4	3.6			
PAPER, BOOKS, STATIONERY, NEWSPAPERS	619.1/2	1A	M	62.2	9.2	19.8	8.8	-	-	-	100.0	-	-	-	
			F	-	-	-	-	-	-	-	-	-	-	-	
			T	63.8	9.2	18.9	8.1	-	-	-	100.0	-	-	-	
		1B	M	59.0	9.2	8.6	23.1	-	-	-	100.0	-	-	-	
			F	65.1	-	-	-	-	-	-	100.0	-	-	-	
			T	59.8	9.0	9.3	22.0	-	-	-	100.0	-	-	-	
	2	M	54.8	11.4	9.0	24.7	-	-	-	100.0	-	-	-		
		F	60.8	-	19.3	13.6	-	-	-	100.0	-	-	-		
		T	56.0	10.4	11.0	22.5	-	-	-	100.0	-	-	-		
		M	62.6	16.1	7.5	13.8	-	-	-	100.0	-	-	-		
		F	56.4	5.5	13.6	24.5	-	-	-	100.0	-	-	-		
		T	59.7	11.1	10.4	18.8	-	-	-	100.0	-	-	-		
3	M	57.7	17.0	8.6	16.7	-	-	-	100.0	-	-	-			
	F	48.6	14.9	18.6	17.8	-	-	-	100.0	84.7	-	-			
	T	52.9	15.9	13.9	17.3	-	-	-	100.0	76.0	-	-			
	M	43.9	27.2	9.3	19.6	-	-	-	100.0	-	-	-			
	F	44.0	19.0	19.1	17.8	-	-	-	100.0	74.9	-	-			
	T	44.0	23.4	13.8	18.8	-	-	-	100.0	74.6	-	-			
T	M	56.0	15.5	9.6	18.9	-	-	-	100.0	72.6	21.5	-			
	F	51.1	12.9	17.6	18.3	-	-	-	100.0	74.7	-	-			
	T	54.1	14.5	12.7	18.7	-	-	-	100.0	74.0	13.7	-			

TAB.D1

SALARIES SELON L ACTIVITE, LE SEXE,  
LA QUALIFICATION, LA TAILLE DE L ENTREPRISE  
ET LE REGIME DE TRAVAIL

( 2 )

REGIME DE TRAVAIL		ALL TYPES		ENS. DES REGIMES		QUALIFICATION	RACE	ACTIVITE	
TEMPS-PARTIEL		OF EMPLOYMENT		DE TRAVAIL					
TAILLE DE L ENTREPRISE									
(NOMBRE DE SALARIES)									
500	>=	(*)	TOT.	10	50	100	200	500	
999	1000		ENS.	49	99	199	499	999	
>=	1000	(*)	TOT.						
999	1000		ENS.						
-	-	-	100.0	82.2	14.1	7.7	6.0	6.4	100.0
-	-	-	100.0	58.9					100.0
-	-	-	100.0	82.0	15.0	7.6	6.3	5.9	100.0
-	-	-	100.0	30.5	21.9	24.1	10.1	9.4	100.0
-	-	-	100.0	35.4	14.1	12.8	17.7	14.1	100.0
-	-	-	100.0	31.4	20.5	22.1	11.4	10.3	100.0
-	-	-	100.0	31.9	23.0	17.6	13.6	12.4	100.0
-	-	-	100.0	25.6	7.6	16.4	17.6	20.5	100.0
-	-	52.7	100.0	30.6	19.7	17.4	14.5	16.1	100.0
-	-	-	100.0	53.0	18.5	7.7	4.9	14.0	100.0
-	-	-	100.0	41.1	20.6	16.7	10.1	5.3	100.0
-	-	-	100.0	47.6	19.4	11.8	7.2	3.5	100.0
-	-	-	100.0	32.1	11.0	9.2	9.3	7.3	100.0
-	-	51.7	100.0	19.3	9.2	8.6	16.4	8.0	100.0
-	-	48.6	100.0	24.4	8.9	8.9	13.5	7.7	100.0
-	-	-	100.0	47.1	21.5	13.9	8.9	3.3	100.0
-	-	12.5	100.0	21.9	15.3	14.5	15.1	9.6	100.0
-	-	11.8	100.0	30.7	17.5	14.3	13.0	7.4	100.0
-	-	13.3	100.0	37.9	17.0	12.8	9.5	4.4	100.0
-	-	20.1	100.0	22.9	11.9	11.4	15.5	7.8	100.0
-	-	24.1	100.0	30.3	14.4	12.1	12.6	6.1	100.0
-	-	-	100.0	29.9			17.9	27.0	100.0
-	-	-	100.0	29.3			19.0	24.6	100.0
-	-	-	100.0	18.8		21.0	8.3	14.6	100.0
-	-	-	100.0	20.0		17.9	8.5	14.7	100.0
-	-	-	100.0	5.1		13.1	17.7	55.6	100.0
-	-	-	100.0	12.0		7.5	17.3	60.1	100.0
-	-	-	100.0	22.1		11.0	17.6	57.3	100.0
-	-	-	100.0	17.4			15.7	57.8	100.0
-	-	-	100.0	5.0	1.6	9.4	26.1	21.8	100.0
-	-	-	100.0	4.1	2.1	8.9	20.9	13.4	100.0
-	-	88.6	100.0	4.4	2.0	8.0	15.1	13.2	100.0
-	-	86.1	100.0	20.1	19.7	7.8	18.7	12.0	100.0
-	-	-	100.0	3.5	8.5	9.3	20.2	11.8	100.0
-	-	89.1	100.0	6.8	10.7	13.7	19.6	15.9	100.0
-	-	82.1	100.0	8.9	3.5	12.8	19.7	15.1	100.0
-	-	48.1	100.0	5.2	3.7	9.9	18.7	12.0	100.0
-	-	81.6	100.0	6.5	3.7	9.0	20.3	12.6	100.0
-	-	71.8	100.0	66.4	12.0	9.3	18.6	12.4	100.0
-	-	-	100.0	71.0					100.0
-	-	-	100.0	66.9	12.7	12.1	8.3		100.0
-	-	-	100.0	53.1	20.6	9.6	16.6		100.0
-	-	-	100.0	56.6	20.3	10.8	12.3		100.0
-	-	-	100.0	53.0	20.5	9.9	15.8		100.0
-	-	-	100.0	52.7	23.3	11.0	13.1		100.0
-	-	-	100.0	48.2	26.8	12.9	11.0		100.0
-	-	-	100.0	52.0	24.0	11.4	12.7		100.0
-	-	-	100.0	57.5	18.9	9.0	14.6		100.0
-	-	-	100.0	53.8	19.7	13.3	14.4		100.0
-	-	-	100.0	55.5	19.8	11.2	14.5		100.0
-	-	-	100.0	55.1	21.5	12.3	11.1		100.0
-	-	-	100.0	53.3	19.7	17.7	9.3		100.0
-	-	-	100.0	54.1	20.5	15.4	10.0		100.0
-	-	-	100.0	43.8	35.0	11.3	10.1		100.0
-	-	-	100.0	47.5	27.7	12.6	12.2		100.0
-	-	-	100.0	45.9	30.7	12.1	11.3		100.0
-	-	-	100.0	53.3	23.3	11.1	12.4		100.0
-	-	-	100.0	51.5	22.8	14.8	11.1		100.0
-	-	-	100.0	52.5	23.0	12.7	11.8		100.0
-	-	-	100.0	63.4	9.5	18.0	8.3		100.0
-	-	-	100.0	63.9	18.0	18.5	7.8		100.0
-	-	-	100.0	80.2	9.0	8.4	22.5		100.0
-	-	-	100.0	63.3					100.0
-	-	-	100.0	60.8	8.8	9.0	21.1		100.0
-	-	-	100.0	55.4	11.5	8.0	24.3		100.0
-	-	-	100.0	82.0		10.7	13.1		100.0
-	-	-	100.0	56.7	10.4	10.0	22.1		100.0
-	-	-	100.0	61.6	17.6	7.4	13.5		100.0
-	-	-	100.0	57.0	5.4	13.0	23.9		100.0
-	-	-	100.0	59.4	11.9	10.4	18.4		100.0
-	-	-	100.0	57.9	17.1	8.9	16.2		100.0
-	-	-	100.0	49.7	14.5	18.3	17.5		100.0
-	-	-	100.0	53.6	15.7	13.0	16.0		100.0
-	-	-	100.0	45.1	28.0	9.3	18.0		100.0
-	-	-	100.0	50.5	17.6	15.6	16.4		100.0
-	-	-	100.0	47.9	22.1	12.4	17.8		100.0
-	-	-	100.0	56.4	15.7	9.5	10.4		100.0
-	-	-	100.0	53.0	12.6	16.8	17.5		100.0
-	-	-	100.0	55.1	14.5	12.4	18.0		100.0

TAB.D1

EMPLOYEES ACCORDING TO ACTIVITY, SEX, QUALIFICATION, SIZE OF ENTERPRISE AND TYPE OF EMPLOYMENT

( 3 )

ACTIVITY	NACE	O U A L I F I C A T I O N	S E X	TYPE OF EMPLOYMENT				REGIME DE TRAVAIL				TYPE OF EMPLOYMENT					
				FULL-TIME				TEMPS-PLEIN				PART-TIME					
				SIZE OF ENTERPRISE (NUMBER OF EMPLOYEES)													
				10	50	100	200	500	>=	TOT.	10	50	100	200			
				49	99	199	499	999	1000	(%)	ENS.	49	99	199	499		
WHOLESALE TRADE	61	1A	M	60.1	15.6	8.9	8.2	2.7	4.5	-	100.0	81.8	15.0	.	.		
			F	74.0	16.3	5.4	.	.	.	.	.	100.0	92.1	.	.		
			T	61.0	15.7	8.7	7.7	2.6	4.3	.	.	100.0	82.6	14.1	.	.	
			1B	M	34.7	15.9	13.8	13.2	6.8	15.6	.	.	100.0	71.0	17.1	.	.
				F	47.6	16.9	12.6	10.1	4.1	8.7	.	.	100.0	60.0	.	.	.
			T	36.0	16.0	13.7	12.9	6.5	14.9	.	.	100.0	68.5	16.7	10.9	.	.
			2	M	35.1	15.9	12.6	14.1	6.8	15.5	.	.	100.0	76.1	12.4	3.0	6.4
				F	39.5	18.1	11.0	13.3	4.2	13.9	.	.	100.0	74.7	8.6	.	.
			T	35.6	16.1	12.4	14.0	6.5	15.3	.	.	100.0	75.8	11.7	2.8	5.9	
			3	M	42.2	16.4	11.2	12.3	5.2	12.7	.	.	100.0	70.4	15.7	.	.
				F	39.5	17.4	11.8	12.0	6.3	13.0	.	.	100.0	66.5	13.0	8.1	4.3
			T	41.4	16.7	11.4	12.2	5.5	12.8	.	.	100.0	67.9	14.0	6.7	3.1	
			4	M	42.4	17.1	11.4	14.4	5.0	9.7	.	.	100.0	61.3	9.6	5.5	7.5
				F	36.9	17.2	12.5	15.6	6.0	11.7	.	.	100.0	65.3	8.2	6.8	6.4
			T	40.4	17.2	11.8	14.9	5.3	10.4	.	.	100.0	63.6	8.8	6.3	6.8	
			5	M	42.6	18.5	12.5	12.0	5.5	9.0	.	.	100.0	53.0	14.7	10.2	8.0
				F	33.4	20.7	16.5	15.3	4.5	9.7	.	.	100.0	60.9	13.8	10.1	6.9
			T	39.0	19.3	14.0	13.3	5.1	9.3	.	.	100.0	52.7	14.1	10.1	7.2	
			T	M	41.1	16.9	11.9	13.2	5.5	11.4	.	.	100.0	62.6	13.4	6.9	6.3
				F	37.1	18.2	13.4	14.6	5.5	11.3	.	.	100.0	62.7	12.4	9.1	6.5
			T	39.9	17.3	12.3	13.6	5.5	11.4	.	.	100.0	62.7	12.8	8.2	6.4	
			FOOD, DRINK, TOBACCO	641/642	1A	M	41.9	10.8	5.9	6.0	5.3	30.1	.	100.0	.	.	.
F	.	.				.	.	.	.	.	100.0	.	.	.	.		
T	44.1	11.7				5.4	6.4	4.8	27.5	.	.	100.0	.	.	.		
1B	M	11.2				4.8	3.3	10.0	11.6	59.1	.	.	100.0	.	.	.	
	F	20.4				18.9	.	14.5	.	41.3	.	.	100.0	.	.	.	
T	12.6	6.9				3.4	10.7	9.9	56.5	.	.	100.0	.	.	.		
2	M	8.4				4.7	1.8	5.3	6.4	73.3	.	.	100.0	.	.	.	
	F	6.3				6.7	3.0	6.2	7.2	70.6	.	.	100.0	.	.	.	
T	7.9	5.2				2.1	5.5	6.6	72.6	.	.	100.0	.	.	.		
3	M	5.1				2.7	3.8	7.1	8.3	73.0	.	.	100.0	73.5	.	.	
	F	6.5				5.1	3.2	8.9	6.1	70.3	.	.	100.0	9.8	.	12.9	
T	5.8	3.9				3.5	8.0	7.2	71.6	.	.	100.0	18.5	.	11.2		
4	M	16.5				9.1	3.9	10.2	5.5	54.7	.	.	100.0	31.8	.	14.0	
	F	10.2				8.8	4.0	11.4	6.7	59.0	.	.	100.0	12.4	3.8	3.2	
T	12.9	8.9				4.0	10.9	6.2	57.2	.	.	100.0	14.9	3.8	3.3		
5	M	11.0				6.8	3.7	10.5	8.8	59.1	.	.	100.0	14.6	7.6	4.3	
	F	17.7				10.8	5.3	13.1	5.4	47.7	.	.	100.0	15.4	5.7	4.2	
T	15.6	9.6				4.8	12.3	6.5	51.3	.	.	100.0	15.2	6.1	4.2		
T	M	12.1				6.5	3.4	8.7	7.2	62.1	.	.	100.0	24.2	6.5	3.8	
	F	12.6				9.1	4.3	11.5	6.1	56.4	.	.	100.0	13.9	4.6	3.5	
T	12.4	7.9				3.9	10.2	6.6	59.0	.	.	100.0	15.8	5.0	3.6		
DISPENSING CHEMISTS	643	1A				M	97.1	.	.	.	.	.	.	100.0	.	.	.
			F	95.1	.	.	.	.	.	.	100.0	.	.	.			
			T	96.0	.	.	.	.	.	.	.	100.0	.	.			
			1B	M	98.3	.	.	.	.	.	.	.	100.0	.	.		
				F	90.0	.	.	.	.	.	.	100.0	100.0	.	.		
			T	94.7	5.3	.	.	.	.	.	.	100.0	100.0	.	.		
			2	M	98.3	.	.	.	.	.	.	.	100.0	.	.		
				F	100.0	.	.	.	.	.	.	.	100.0	100.0	.	.	
			T	99.0	.	.	.	.	.	.	.	100.0	100.0	.	.		
			3	M	99.2	.	.	.	.	.	.	.	100.0	.	.		
				F	100.0	.	.	.	.	.	.	.	100.0	100.0	.	.	
			T	99.7	.	.	.	.	.	.	.	100.0	100.0	.	.		
			4	M	89.9	10.1	.	.	.	.	.	.	100.0	100.0	.	.	
				F	99.4	.	.	.	.	.	.	.	100.0	100.0	.	.	
			T	97.6	2.4	.	.	.	.	.	.	100.0	100.0	.	.		
			5	M	83.3	16.7	.	.	.	.	.	.	100.0	97.1	.	.	
				F	97.5	.	.	.	.	.	.	.	100.0	96.0	.	.	
			T	94.5	5.5	.	.	.	.	.	.	100.0	96.3	.	.		
			T	M	94.8	5.2	.	.	.	.	.	.	100.0	98.7	.	.	
				F	98.3	1.7	.	.	.	.	.	.	100.0	98.2	.	.	
			T	97.1	2.9	.	.	.	.	.	.	100.0	98.3	.	.		
			MEDICAL GOODS, COSMETICS, CLEANING MAT.	644	1A	M	78.7	.	.	.	.	.	.	100.0	.	.	.
F	89.7	.				.	.	.	.	.	100.0	.	.	.			
T	81.4	.				.	.	.	.	.	.	100.0	.	.			
1B	M	40.0				25.0	6.6	11.1	.	17.3	.	.	100.0	.	.		
	F	57.7				.	.	.	.	.	.	.	100.0	.	.		
T	44.1	20.7				6.2	11.7	.	17.2	.	.	100.0	.	.			
2	M	33.6				12.3	18.0	32.9	.	3.2	.	.	100.0	95.8	.	.	
	F	22.4				6.0	.	8.8	.	61.5	.	.	100.0	.	.		
T	28.8	9.6				10.8	22.4	.	28.5	.	.	100.0	96.8	.	.		
3	M	72.1				15.4	8.4	.	.	.	.	.	100.0	.	.		
	F	48.9				35.6	4.5	3.1	.	7.9	.	.	100.0	.	89.1		
T	57.7	27.9				6.0	2.2	.	6.1	.	.	100.0	.	86.2			
4	M	55.5				10.6	21.5	6.9	.	5.4	.	.	100.0	96.0	.	.	
	F	68.2				10.8	8.0	2.5	.	10.5	.	.	100.0	84.1	.	.	
T	62.9	10.7				13.6	4.4	.	8.4	.	.	100.0	87.7	.	.		
5	M	56.9				11.2	8.0	9.3	.	14.5	.	.	100.0	89.9	.	.	
	F	58.6				5.5	3.9	5.3	.	26.7	.	.	100.0	79.7	.	.	
T	58.0	7.4				5.3	6.7	.	22.6	.	.	100.0	82.7	.	.		
T	M	52.0				13.1	14.9	13.3	.	6.7	.	.	100.0	92.2	.	.	
	F	54.9				13.3	5.2	4.5	.	22.0	.	.	100.0	63.3	29.6	.	
T	53.6	13.2				9.6	8.5	.	15.0	.	.	100.0	72.6	21.4	2.5		

TAB.D1

SALARIES SELON L ACTIVITE, LE SEXE, LA QUALIFICATION, LA TAILLE DE L ENTREPRISE ET LE REGIME DE TRAVAIL

( 5 )

REGIME DE TRAVAIL TEMPS-PARTIEL		ALL TYPES OF EMPLOYMENT		ENS. DES REGIMES DE TRAVAIL		SEXE	NACE	ACTIVITE							
TAILLE DE L ENTREPRISE (NOMBRE DE SALARIES)															
500 -> 999	>= 1000	(%)	100 ENS.	10 -> 49	50 -> 99				100 -> 199	200 -> 499	500 -> 999	>= 1000	(%)	100 ENS.	
-	-	-	100.0	61.1	15.0	0.0	7.9	2.6	4.3	-	100.0	M	1A	61	COMMERCE DE GROS
-	-	-	100.0	75.1	15.5	5.3	-	-	-	-	100.0	F	10		
-	-	-	100.0	62.0	15.0	0.4	7.4	2.5	4.1	-	100.0	M			
-	-	-	100.0	35.1	15.9	13.7	13.0	0.7	15.5	-	100.0	F	10		
-	-	-	100.0	40.0	10.9	12.0	0.9	4.0	8.4	-	100.0	M			
-	-	-	100.0	30.4	10.0	13.0	12.7	0.5	14.7	-	100.0	F	2		
-	-	-	100.0	30.0	15.0	12.4	13.0	0.7	15.2	-	100.0	M			
-	-	-	100.0	40.0	17.7	10.7	13.0	4.1	13.7	-	100.0	F	2		
-	3.7	-	100.0	30.5	16.0	12.2	13.0	0.4	15.1	-	100.0	M			
-	-	-	100.0	42.5	16.4	11.2	12.1	5.2	12.6	-	100.0	F	3		
-	6.4	-	100.0	40.7	17.2	11.0	11.7	6.1	12.7	-	100.0	M			
-	5.0	-	100.0	42.0	10.6	11.3	12.0	5.4	12.6	-	100.0	F	4		
6.0	9.4	-	100.0	42.0	17.0	11.3	14.3	5.0	9.7	-	100.0	M			
5.0	7.5	-	100.0	30.2	10.8	12.3	15.2	0.0	11.5	-	100.0	F	4		
6.2	8.3	-	100.0	41.1	16.0	11.7	14.6	5.4	10.3	-	100.0	M			
0.2	6.0	-	100.0	43.2	10.2	12.3	11.0	5.0	8.0	-	100.0	F	5		
3.1	5.1	-	100.0	30.7	10.4	15.2	13.7	4.2	8.0	-	100.0	M			
4.5	5.3	-	100.0	41.3	10.7	13.0	12.6	5.0	8.0	-	100.0	F	T		
5.4	5.5	-	100.0	41.7	10.0	11.0	13.0	5.5	11.3	-	100.0	M			
3.5	5.0	-	100.0	30.4	17.7	13.0	13.0	5.3	10.0	-	100.0	F	T		
4.2	5.0	-	100.0	41.0	17.0	12.1	13.3	5.4	11.1	-	100.0	M	1A	641/642	PR. ALIMENTAIRES, BOISSONS, TABAC
-	-	-	100.0	44.0	10.4	5.0	6.5	5.0	20.5	-	100.0	F			
-	-	-	100.0	63.3	-	-	-	-	-	-	100.0	M	1A	643	PHARMACIES
-	-	-	100.0	45.7	11.0	5.1	0.0	4.6	25.9	-	100.0	F			
-	-	-	100.0	11.6	4.0	3.3	0.0	11.5	50.0	-	100.0	M	1B		
-	-	-	100.0	10.0	10.3	-	14.0	-	40.0	-	100.0	F			
-	-	-	100.0	12.0	0.0	3.4	10.6	10.4	50.0	-	100.0	M			
-	-	-	100.0	0.7	4.8	1.0	5.3	6.4	73.0	-	100.0	F	2		
-	00.5	-	100.0	6.4	6.4	2.0	5.0	7.0	70.5	-	100.0	M			
-	50.4	-	100.0	0.1	5.2	2.1	5.4	0.0	72.4	-	100.0	F			
-	-	-	100.0	0.0	2.6	3.0	7.0	0.3	72.2	-	100.0	M	3		
4.0	71.0	-	100.0	0.0	4.7	3.0	0.2	0.0	70.4	-	100.0	F			
5.2	64.6	-	100.0	6.4	3.7	3.4	0.1	7.1	71.3	-	100.0	M	4		
3.0	43.7	-	100.0	17.1	0.0	3.0	10.3	5.4	54.3	-	100.0	F			
7.2	57.6	-	100.0	10.5	0.2	3.0	11.0	0.7	50.7	-	100.0	M			
6.7	55.0	-	100.0	13.2	0.5	3.0	11.3	0.2	57.0	-	100.0	F	5		
11.2	54.0	-	100.0	11.5	0.0	3.0	10.1	0.1	50.6	-	100.0	M			
3.5	82.0	-	100.0	17.3	0.0	5.1	12.4	5.1	50.4	-	100.0	F	5		
5.2	80.4	-	100.0	15.6	0.0	4.7	11.7	0.2	52.0	-	100.0	M	T		
0.7	40.4	-	100.0	12.7	0.5	3.4	0.7	7.2	61.5	-	100.0	F			
5.4	01.1	-	100.0	12.0	0.5	4.2	11.5	0.0	57.0	-	100.0	M			
6.0	50.7	-	100.0	12.0	7.6	3.0	10.3	0.5	50.0	-	100.0	F	1A	644	ART. MEDICAUX, PRODUITS D'ENTRETIEN
-	-	-	100.0	07.1	-	-	-	-	-	-	100.0	M			
-	-	-	100.0	06.3	-	-	-	-	-	-	100.0	F	1A	644	ART. MEDICAUX, PRODUITS D'ENTRETIEN
-	-	-	100.0	00.6	-	-	-	-	-	-	100.0	M	1B		
-	-	-	100.0	00.4	-	-	-	-	-	-	100.0	F			
-	-	-	100.0	01.7	-	-	-	-	-	-	100.0	M	2		
-	-	-	100.0	05.3	4.7	-	-	-	-	-	100.0	F			
-	-	-	100.0	00.4	-	-	-	-	-	-	100.0	M	2		
-	-	-	100.0	100.0	-	-	-	-	-	-	100.0	F	3		
-	-	-	100.0	00.1	-	-	-	-	-	-	100.0	M			
-	-	-	100.0	00.2	-	-	-	-	-	-	100.0	F	3		
-	-	-	100.0	100.0	-	-	-	-	-	-	100.0	M	4		
-	-	-	100.0	00.7	-	-	-	-	-	-	100.0	F			
-	-	-	100.0	01.7	0.3	-	-	-	-	-	100.0	M	4		
-	-	-	100.0	00.4	-	-	-	-	-	-	100.0	F			
-	-	-	100.0	07.0	-	-	-	-	-	-	100.0	M	5		
-	-	-	100.0	07.6	12.4	-	-	-	-	-	100.0	F			
-	-	-	100.0	07.1	2.0	-	-	-	-	-	100.0	M	T		
-	-	-	100.0	05.0	5.0	-	-	-	-	-	100.0	F			
-	-	-	100.0	05.2	4.0	-	-	-	-	-	100.0	M			
-	-	-	100.0	00.3	1.7	-	-	-	-	-	100.0	F			
-	-	-	100.0	07.3	2.7	-	-	-	-	-	100.0	M	1A	644	ART. MEDICAUX, PRODUITS D'ENTRETIEN
-	-	-	100.0	70.0	-	-	-	-	-	-	100.0	F			
-	-	-	100.0	00.4	-	-	-	-	-	-	100.0	M	1B		
-	-	-	100.0	01.0	10.1	-	-	-	-	-	100.0	F			
-	-	-	100.0	42.3	24.0	0.3	10.7	-	10.0	-	100.0	M	2		
-	-	-	100.0	50.5	-	-	-	-	-	-	100.0	F			
-	-	-	100.0	40.3	10.0	0.0	11.2	-	10.5	-	100.0	M	3		
-	-	-	100.0	37.1	11.0	17.0	31.1	-	3.0	-	100.0	F	4		
-	-	-	100.0	24.1	5.0	-	0.6	-	60.2	-	100.0	M			
-	-	-	100.0	31.6	9.3	10.3	21.5	-	27.3	-	100.0	F	5		
-	-	-	100.0	72.0	15.7	0.3	-	-	-	-	100.0	M	3		
-	-	-	100.0	43.6	42.0	4.1	2.6	-	0.0	-	100.0	F	4		
-	-	-	100.0	53.5	33.3	5.0	2.0	-	5.5	-	100.0	M			
-	-	-	100.0	57.1	10.2	20.7	0.0	-	5.2	-	100.0	F			
-	-	-	100.0	60.2	10.0	7.7	2.5	-	0.0	-	100.0	M	4		
-	-	-	100.0	04.3	10.0	13.0	4.3	-	7.0	-	100.0	F			
-	-	-	100.0	01.0	0.0	7.0	0.3	-	12.3	-	100.0	M	5		
-	-	-	100.0	02.4	5.0	3.0	0.0	-	22.0	-	100.0	F			
-	-	-	100.0	02.2	7.2	3.0	0.1	-	10.4	-	100.0	M	T		
-	-	-	100.0	54.3	12.0	14.2	12.0	-	6.3	-	100.0	F			
-	-	-	100.0	55.0	14.0	4.0	4.3	-	20.1	-	100.0	M			
-	-	-	100.0	55.1	13.0	0.1	0.0	-	13.0	-	100.0	F			

TAB.D1

EMPLOYEES ACCORDING TO ACTIVITY, SEX, QUALIFICATION, SIZE OF ENTERPRISE AND TYPE OF EMPLOYMENT

( % )

ACTIVITY	NACE	Q U A L I F I C A T I O N	S E X	TYPE OF EMPLOYMENT				REGIME DE TRAVAIL				TYPE OF EMPLOYMENT							
				FULL-TIME				TEMPS-PLEIN				PART-TIME							
				S I Z E O F E N T E R P R I S E															
(NUMBER OF EMPLOYEES)												10	50	100	200				
												49	99	199	499				
												10	50	100	200				
												49	99	199	499				
												TOG.				10	50	100	200
												ENS.				49	99	199	499
CLOTHING	645	A	M	80.6	7.3	3.4			5.9		100.0	90.6							
			F	89.0							100.0	100.0							
			T	82.1	6.5	3.4	2.7		5.0		100.0	94.2							
			1B	M	51.6	11.2	12.7	8.6		14.1		100.0	94.9						
				F	57.7	9.2	10.6	13.1		8.2		100.0							
				T	53.5	10.6	12.1	10.0		12.3		100.0	92.7						
			2	M	39.7	15.8	9.7	3.9		20.3		100.0							
				F	55.3	14.0	10.4	7.6		3.6	9.1	100.0	90.0						
				T	48.1	14.8	10.1	5.9		11.4	9.8	100.0	87.8						
			3	M	50.0	12.0	10.6	3.5			22.0	100.0							
				F	53.9	8.8	6.9	8.0		1.5	20.2	100.0	80.4	11.6					
				T	52.6	9.9	8.2	7.0		1.6	20.8	100.0	75.1	15.8					
			4	M	65.8	13.8	7.1	3.2		1.7	8.5	100.0	67.6						
				F	63.6	14.5	10.0	4.3		2.1	5.5	100.0	70.8	17.3	7.5	2.9			
				T	64.0	14.4	9.5	4.1		2.0	6.0	100.0	70.6	17.2	7.3	2.7			
			5	M	43.1	13.9	7.3	10.7		5.1	20.0	100.0	58.7	21.8	8.0				
				F	56.6	8.9	9.3	8.9		2.9	13.5	100.0	71.2	10.8	4.3	9.3			
				T	54.3	9.7	8.9	9.2		3.3	14.6	100.0	69.6	12.2	4.9	8.7			
			T	M	55.3	12.8	8.4	5.2		5.1	13.2	100.0	68.2	17.3	6.3				
				F	60.0	12.0	9.4	6.6		2.3	9.8	100.0	72.7	13.0	5.5	5.8			
				T	58.7	12.2	9.1	6.2		3.1	10.7	100.0	72.1	13.6	5.6	5.3			
			FOOTWEAR, LEATHER GOODS	646	1A	M	82.3							100.0					
						F	92.4							100.0					
						T	84.4	5.4						100.0					
						1B	M	29.6		14.9	13.6		38.7		100.0				
							F	29.7		22.7	15.4		25.3		100.0				
							T	29.6	4.3	17.2	14.2				100.0	92.6			
						2	M	42.9		19.0			33.5		100.0				
							F	46.6	6.5	10.1	6.4				100.0	100.0			
							T	45.2	4.9	13.5	4.7		31.6		100.0	95.2			
3	M	64.9						17.3				100.0							
	F	56.3				7.3	9.8	18.3		8.3		100.0	45.9						
	T	57.6				6.7	8.6	18.2		9.0		100.0	48.2						
4	M	49.0					6.4	9.3		31.5		100.0	70.6						
	F	54.4				7.8	9.4	3.2		25.2		100.0	86.2		8.5				
	T	53.8				7.4	9.0	3.9		25.9		100.0	84.6	5.9	7.6				
5	M	57.2						11.8		24.8		100.0	55.3						
	F	56.7				4.3	8.2	11.2		19.6		100.0	57.4		21.4	6.2			
	T	56.8				4.1	7.4	11.3		20.4		100.0	57.2	2.9	20.8	6.0			
T	M	49.8				3.3	10.1	9.1		27.7		100.0	70.2						
	F	54.2				6.5	9.4	7.9		21.9		100.0	66.4	2.9	15.3	5.2			
	T	53.2				5.8	9.6	8.2		23.3		100.0	66.9	3.7	14.1	5.0			
FURN. FABRICS, HOUSEHOLD TEXTILES	647	1A				M	83.7							100.0					
						F	100.0							100.0					
						T	86.4							100.0					
						1B	M	45.4	20.4	18.0					100.0				
							F	60.9							100.0				
							T	49.0	18.0	14.9	18.0				100.0				
						2	M	58.8	16.5	10.6					100.0				
							F	61.0		16.1					100.0				
							T	59.5	12.5	12.6	15.4				100.0				
			3	M	70.8	14.9						100.0							
				F	55.8			27.1				100.0							
				T	63.0	13.1		19.4				100.0							
			4	M	62.0	13.4	16.3	8.3				100.0	55.2						
				F	59.4	12.3	9.0	19.4				100.0	52.4			23.1			
				T	60.4	12.7	11.8	15.1				100.0	53.4			18.9			
			5	M	61.1			17.3				100.0	94.1						
				F	46.3		13.4	33.1				100.0	47.2			38.7			
				T	50.1	8.4	12.5	29.1				100.0	55.2			33.1			
			T	M	62.6	14.4	12.1	10.9				100.0	67.7						
				F	56.7	10.3	9.8	23.2				100.0	30.2	10.2		50.6			
				T	59.3	12.1	10.8	17.7				100.0	38.1	12.2		49.7			
			HOUSEHOLD FITMENTS, APPLIANCES	648/649	1A	M	74.4	18.0	3.7					100.0	78.1				
						F	89.6							100.0					
						T	76.2	17.1	3.3					100.0	81.7				
						1B	M	58.1	20.6	8.2	8.6				100.0				
							F	65.3	16.6		5.6				100.0				
							T	59.4	19.9	8.2	8.0		2.2	2.3	100.0	86.7			
						2	M	51.7	19.9	4.2	11.2		10.4	2.6	100.0	89.6			
							F	48.4	17.0	6.6	6.7		20.8		100.0	86.1			
							T	51.1	19.4	4.7	10.3		12.4	2.2	100.0	87.5			
3	M	59.3				19.0	9.5	10.3				100.0	73.0						
	F	44.1				26.6	14.4	6.1		4.6	4.2	100.0	19.0		74.4				
	T	54.2				21.5	11.2	8.9		2.3	1.9	100.0	37.9	7.1	53.8				
4	M	59.4				21.2	6.5	7.4		3.0	2.6	100.0	75.3	10.7					
	F	60.2				18.9	8.3	5.9		3.7	2.9	100.0	72.7	15.7					
	T	59.6				20.5	7.0	6.9		3.2	2.7	100.0	74.0	13.2					
5	M	53.5				20.6	10.1	9.4		4.5	1.9	100.0	51.0	9.3	9.7	8.3			
	F	55.3				15.5	9.2	12.8		6.0		100.0	67.6	16.1	5.2	4.4			
	T	54.3				18.4	9.7	10.9		5.1	1.6	100.0	63.6	14.5	6.3	5.3			
T	M	57.9				20.4	7.2	8.5		3.9	2.1	100.0	66.3	11.2	8.1	3.9			
	F	55.7				19.1	9.4	7.7		5.7	2.5	100.0	62.6	14.2	14.1	3.7			
	T	57.2				20.0	7.9	8.3		4.4	2.2	100.0	63.8	13.1	12.1	3.7			

TAB.D1

SALARIES SELON L'ACTIVITE, LE SEXE,  
LA QUALIFICATION, LA TAILLE DE L'ENTREPRISE  
ET LE REGIME DE TRAVAIL

( 3 )

REGIME DE TRAVAIL		ALL TYPES OF EMPLOYMENT	ENS. DES REGIMES DE TRAVAIL									S E X E	Q U A L I F I C A T I O N	NACE	ACTIVITE
TEMPS-PARTIEL			TAILLE DE L'ENTREPRISE (NOMBRE DE SALARIES)												
500 - 999	>= 1000	(*)	106 - ENS.	10 - 49	50 - 99	100 - 199	200 - 499	500 - 999	>= 1000	(*)	106 - ENS.				
-	-	-	100.0	81.5	6.9	3.7	-	-	5.4	-	100.0	M	1A	645	ARTICLES D'habillement
-	-	-	100.0	91.4	-	-	-	-	-	-	100.0	F	1B		
-	-	-	100.0	83.5	5.9	3.5	2.4	-	4.4	-	100.0	M			
-	-	-	100.0	53.2	11.3	12.2	8.2	-	13.5	-	100.0	F			
-	-	-	100.0	59.4	8.7	10.7	12.4	-	7.8	-	100.0	M			
-	-	-	100.0	55.1	10.5	11.7	9.5	-	11.7	-	100.0	F			
-	-	-	100.0	41.1	15.7	9.5	3.8	19.6	10.3	-	100.0	M	2		
-	-	-	100.0	58.7	13.0	9.8	7.0	3.3	8.2	-	100.0	F			
-	-	-	100.0	50.8	14.2	9.7	5.5	10.6	9.1	-	100.0	M			
-	-	-	100.0	49.9	13.1	10.2	3.6	-	21.5	-	100.0	F	3		
-	-	-	100.0	56.1	9.0	6.6	8.1	1.4	18.8	-	100.0	M			
-	-	-	100.0	54.0	10.4	7.8	6.6	1.5	19.7	-	100.0	F	4		
-	-	-	100.0	65.9	13.8	7.0	3.0	1.6	8.6	-	100.0	M			
-	1.6	-	100.0	64.7	14.9	9.6	4.1	1.8	4.9	-	100.0	F	5		
-	2.3	-	100.0	64.9	14.7	9.2	3.9	1.7	5.5	-	100.0	M			
-	-	-	100.0	46.3	15.4	7.5	9.4	4.1	17.4	-	100.0	F	1		
-	4.2	-	100.0	60.3	9.3	8.0	9.0	2.2	11.2	-	100.0	M			
-	4.5	-	100.0	58.0	10.3	7.9	9.0	2.5	12.2	-	100.0	F	2		
-	5.8	-	100.0	56.2	13.2	8.2	5.0	4.7	12.6	-	100.0	M			
-	2.9	-	100.0	62.1	12.1	8.8	6.4	1.9	8.6	-	100.0	F	3		
-	3.3	-	100.0	60.6	12.4	8.6	6.0	2.7	9.6	-	100.0	M	1A	646	CHAUSSURES, MAROQUINERIE
-	-	-	-	83.1	-	-	-	-	-	-	-	F	1B		
-	-	-	-	92.8	-	-	-	-	-	-	-	M			
-	-	-	-	85.0	5.2	-	-	-	-	-	-	F			
-	-	-	-	31.5	-	14.4	13.5	37.5	-	-	-	M			
-	-	-	-	31.4	-	22.2	15.0	24.7	-	-	-	F	2		
-	-	-	100.0	31.5	4.2	16.7	14.0	33.7	-	-	-	M			
-	-	-	-	44.1	-	18.5	-	32.6	-	-	-	F	3		
-	-	-	100.0	48.9	6.2	9.6	6.1	29.1	-	-	-	M			
-	-	-	100.0	47.1	4.9	13.0	4.6	30.4	-	-	-	F	4		
33.0	-	-	100.0	64.8	-	-	15.8	15.2	-	-	-	M			
33.5	-	-	100.0	55.3	6.8	9.1	18.1	10.7	-	-	-	F	5		
-	-	-	100.0	56.7	6.2	8.0	17.8	11.3	-	-	-	M	1		
-	-	-	100.0	50.6	4.8	5.9	9.0	29.7	-	-	-	F	2		
-	-	-	100.0	57.0	7.6	9.3	3.0	23.1	-	-	-	M			
-	-	-	100.0	56.3	7.3	8.9	3.6	23.9	-	-	-	F	3		
-	-	-	100.0	57.2	-	4.6	10.6	23.8	-	-	-	M			
12.7	-	-	100.0	57.1	3.9	10.9	10.1	18.0	-	-	-	F	4		
13.1	-	-	100.0	57.1	3.9	10.1	10.2	18.8	-	-	-	M			
-	-	-	100.0	51.1	3.7	9.8	8.8	26.6	-	-	-	F	5		
10.2	-	-	100.0	55.8	6.1	10.2	7.5	20.4	-	-	-	M	1A	647	TISSUS D'ameublement
10.3	-	-	100.0	54.8	5.6	10.1	7.8	21.8	-	-	-	F	1B		
-	-	-	-	81.8	-	-	-	-	-	-	-	M			
-	-	-	-	100.0	-	-	-	-	-	-	-	F	2		
-	-	-	-	84.5	-	-	-	-	-	-	-	M			
-	-	-	-	46.1	20.2	17.8	-	-	-	-	-	F	3		
-	-	-	-	60.9	-	-	-	-	-	-	-	M			
-	-	-	-	48.5	17.9	14.8	17.8	-	-	-	-	F	4		
-	-	-	-	60.1	16.5	10.0	-	-	-	-	-	M			
-	-	-	-	61.7	-	15.5	-	-	-	-	-	F	5		
-	-	-	100.0	60.7	12.7	11.9	14.6	-	-	-	-	M	1		
-	-	-	-	68.3	14.7	-	14.0	-	-	-	-	F	2		
-	-	-	100.0	31.9	-	-	59.1	-	-	-	-	M			
-	-	-	100.0	44.1	9.0	-	43.9	-	-	-	-	F	3		
-	-	-	100.0	61.5	15.0	15.0	8.5	-	-	-	-	M			
-	-	-	100.0	58.8	13.4	8.2	19.7	-	-	-	-	F	4		
-	-	-	100.0	59.8	14.0	10.8	15.4	-	-	-	-	M			
-	-	-	100.0	67.7	-	-	15.0	-	-	-	-	F	5		
-	-	-	100.0	46.5	9.2	9.5	34.8	-	-	-	-	M	1		
-	-	-	100.0	51.5	9.3	9.1	38.2	-	-	-	-	F	2		
-	-	-	100.0	63.1	14.8	11.1	11.0	-	-	-	-	M			
-	-	-	100.0	51.1	10.3	7.7	39.8	-	-	-	-	F	3		
-	-	-	100.0	58.0	12.2	9.1	22.7	-	-	-	-	M			
-	-	-	100.0	74.7	18.2	3.5	-	-	-	-	-	F	1A	648/649	EQUIPEMENT DU FOYER
-	-	-	-	80.7	-	-	-	-	-	-	-	M	1B		
-	-	-	100.0	76.6	17.2	3.1	-	-	-	-	-	F			
-	-	-	100.0	59.7	20.8	8.0	-	-	-	-	-	M	2		
-	-	-	-	86.4	16.4	-	5.3	-	-	-	-	F			
-	-	-	100.0	80.2	19.8	7.9	7.8	2.1	2.2	-	-	M			
-	-	-	100.0	52.2	19.8	4.2	11.0	10.2	2.6	-	-	F	3		
-	-	-	100.0	51.0	16.8	6.2	6.2	19.4	-	-	-	M			
-	-	-	100.0	52.0	19.2	4.6	10.1	12.1	2.1	-	-	F	4		
-	-	-	100.0	59.9	18.7	9.8	9.9	-	-	-	-	M	5		
-	-	-	100.0	48.5	23.6	22.8	5.3	4.0	3.8	-	-	F	1		
-	-	-	100.0	52.9	20.4	14.5	8.2	2.1	1.8	-	-	M			
-	-	-	100.0	59.9	20.8	6.5	7.2	2.9	2.7	-	-	F	2		
-	-	-	100.0	61.1	18.7	7.8	5.8	3.7	3.0	-	-	M			
-	-	-	100.0	60.3	28.2	6.9	6.8	3.1	2.8	-	-	F	3		
12.5	9.2	-	100.0	53.2	19.3	10.1	9.3	5.3	2.7	-	-	M			
5.8	-	-	100.0	59.5	15.7	7.8	9.9	5.9	1.1	-	-	F	4		
7.4	2.8	-	100.0	56.4	17.5	9.8	9.6	5.6	1.8	-	-	M			
5.8	5.8	-	100.0	39.3	20.0	7.2	8.3	3.9	2.2	-	-	F	5		
4.2	-	-	100.0	56.9	18.3	10.2	7.8	5.4	2.3	-	-	M			
4.5	2.7	-	100.0	57.8	18.4	8.2	7.9	4.4	2.3	-	-	F			





TAB.D1

SALARIES SELON L ACTIVITE, LE SEXE,  
LA QUALIFICATION, LA TAILLE DE L ENTREPRISE  
ET LE REGIME DE TRAVAIL

( 3 )

REGIME DE TRAVAIL		ALL TYPES		ENS. DES REGIMES		SEX	QUALIFICATION	NACE	ACTIVITE						
TEMPS-PARTIEL		OF EMPLOYMENT		DE TRAVAIL											
		TAILLE DE L ENTREPRISE													
500	>=	(*)	TOT.	10	50	100	200	500	>=	(*)	TOT.				
999	1000		ENS.	49	99	199	499	999	1000		ENS.				
-	-	-	-	71.7	0.4	0.0	5.9	-	6.1	-	100.0	M	1A	653	LIVRES, JOURN.,
-	-	-	-	04.9	-	-	-	-	-	-	100.0	F			PAPIER.
-	-	-	-	73.9	0.0	7.1	5.1	-	5.9	-	100.0	M	1B		EQ., BUREAU
-	-	-	-	42.0	8.5	16.1	12.3	-	21.2	-	100.0	F			
-	-	-	100.0	47.5	-	18.0	12.0	-	17.6	-	100.0	M	2		
-	-	-	100.0	43.6	7.4	16.6	12.2	-	20.2	-	100.0	F			
-	52.0	-	100.0	26.5	3.0	9.5	7.7	-	52.0	-	100.0	M	3		
-	57.9	-	100.0	13.1	2.1	10.7	6.6	-	67.5	-	100.0	F			
-	54.0	-	100.0	20.1	3.0	10.1	7.2	-	59.7	-	100.0	M	4		
-	-	-	100.0	61.9	5.2	11.4	18.4	-	3.0	-	100.0	F			
-	-	-	100.0	45.5	4.5	10.6	19.5	-	19.9	-	100.0	M	5		
-	-	-	100.0	52.9	4.0	11.0	19.0	-	12.3	-	100.0	F			
-	-	-	100.0	62.1	10.7	12.7	1.0	-	12.0	-	100.0	M	T		
-	-	-	100.0	63.3	7.0	10.4	4.1	-	15.3	-	100.0	F			
-	-	-	100.0	62.8	8.4	11.3	3.2	-	14.2	-	100.0	M	1A	654/655	AUTRES COMMERCS
-	-	-	100.0	69.9	9.0	13.0	4.3	-	3.0	-	100.0	F			DE DETAIL
-	17.6	-	100.0	71.4	4.9	10.9	6.4	-	6.4	-	100.0	M	1B		
-	13.6	-	100.0	70.9	6.2	11.9	5.7	-	5.3	-	100.0	F			
-	12.5	-	100.0	50.1	7.2	11.7	7.1	-	24.0	-	100.0	M	2		
-	10.8	-	100.0	50.2	4.0	10.0	7.2	-	26.9	-	100.0	F			
-	16.3	-	100.0	50.2	5.9	11.2	7.2	-	25.6	-	100.0	M	3		
-	-	-	100.0	91.1	4.3	-	-	-	-	-	100.0	F			
-	-	-	100.0	91.5	-	-	-	-	-	-	100.0	M	4		
-	-	-	100.0	91.2	4.3	2.3	-	-	-	-	100.0	F			
-	-	-	100.0	71.6	17.4	4.5	6.5	-	-	-	100.0	M	5		
-	-	-	100.0	74.3	18.3	-	-	-	-	-	100.0	F			
-	-	-	100.0	72.3	17.6	4.5	5.7	-	-	-	100.0	M	1A	656	PRODUITS DIVERS
-	-	-	100.0	76.2	13.3	4.1	6.4	-	-	-	100.0	F			NON ALIMENT.
-	-	-	100.0	46.4	11.0	39.7	-	-	-	-	100.0	M	1B		
-	-	-	100.0	64.4	12.7	18.2	4.7	-	-	-	100.0	F			
-	-	-	100.0	84.9	9.1	3.5	2.5	-	-	-	100.0	M	2		
-	-	-	100.0	46.8	22.1	29.9	1.2	-	-	-	100.0	F			
-	-	-	100.0	62.3	16.8	19.2	1.7	-	-	-	100.0	M	3		
-	-	-	100.0	83.8	7.5	6.4	2.3	-	-	-	100.0	F			
-	-	-	100.0	73.8	11.7	11.5	3.0	-	-	-	100.0	M	4		
-	-	-	100.0	79.3	8.4	8.7	2.6	-	-	-	100.0	F			
-	-	-	100.0	90.6	5.5	1.5	2.4	-	-	-	100.0	M	5		
-	-	-	100.0	77.3	15.6	5.0	2.1	-	-	-	100.0	F			
-	-	-	100.0	83.2	11.1	3.5	2.3	-	-	-	100.0	M	T		
-	-	-	100.0	84.3	6.4	4.3	3.1	-	-	-	100.0	F			
-	-	-	100.0	67.4	15.0	15.3	2.3	-	-	-	100.0	M	1A	656	PRODUITS DIVERS
-	-	-	100.0	76.3	11.5	9.5	2.7	-	-	-	100.0	F			NON ALIMENT.
-	-	-	100.0	23.2	-	-	6.5	14.1	42.7	-	100.0	M	1B		
-	-	-	100.0	22.1	11.2	-	5.4	14.6	39.9	-	100.0	F			
-	-	-	100.0	3.3	3.2	0.2	11.9	0.1	65.4	-	100.0	M	2		
-	-	-	100.0	4.2	4.5	10.4	14.0	13.5	52.4	-	100.0	F			
-	-	-	100.0	3.7	3.0	9.2	13.2	10.4	59.7	-	100.0	M	3		
-	-	-	100.0	4.0	5.0	8.9	15.7	13.0	52.6	-	100.0	F			
-	-	-	100.0	4.6	2.0	11.6	18.0	11.2	51.7	-	100.0	M	4		
-	-	-	100.0	4.7	3.0	10.4	17.0	12.0	52.1	-	100.0	F			
-	80.8	-	100.0	1.0	4.4	6.7	8.1	9.9	89.2	-	100.0	M	5		
-	79.3	-	100.0	4.4	1.4	11.1	9.2	9.2	64.0	-	100.0	F			
-	81.0	-	100.0	3.7	2.2	9.0	8.0	8.4	65.0	-	100.0	M	1A	64/653-656	COMMERCE DE
-	82.0	-	100.0	7.4	5.2	10.5	16.0	10.7	50.1	-	100.0	F			DETAIL
13.3	52.3	-	100.0	5.6	6.1	10.9	21.8	12.2	43.4	-	100.0	M	1B		
12.5	53.3	-	100.0	6.1	5.0	10.8	20.4	11.8	45.0	-	100.0	F			
9.0	60.0	-	100.0	6.1	8.1	8.7	15.1	12.4	48.0	-	100.0	M	2		
10.0	48.0	-	100.0	7.7	9.0	14.3	16.5	14.1	37.7	-	100.0	F			
16.7	43.0	-	100.0	7.3	9.5	13.0	16.2	13.7	40.4	-	100.0	M	3		
7.6	62.4	-	100.0	5.9	5.6	8.0	13.0	11.2	54.6	-	100.0	F			
14.7	48.0	-	100.0	6.0	6.4	12.1	17.4	12.4	45.0	-	100.0	M	4		
13.8	58.7	-	100.0	6.0	6.2	11.2	16.4	12.0	48.2	-	100.0	F			
-	-	-	100.0	65.7	10.3	4.6	3.7	3.3	12.5	-	100.0	M	5		
-	-	-	100.0	79.4	11.0	-	-	-	-	-	100.0	F			
-	-	-	100.0	67.0	10.4	4.2	3.4	3.1	11.0	-	100.0	M	1A	64/653-656	COMMERCE DE
-	-	-	100.0	28.4	0.0	7.1	9.0	7.7	36.8	-	100.0	F			DETAIL
-	-	-	100.0	38.7	9.5	9.2	12.3	7.5	30.7	-	100.0	M	1B		
-	-	-	100.0	29.8	9.2	7.7	10.5	7.7	35.2	-	100.0	F			
-	17.0	-	100.0	21.8	8.0	4.5	8.0	7.8	49.9	-	100.0	M	2		
-	33.3	-	100.0	20.0	6.6	8.1	8.0	8.2	48.3	-	100.0	F			
-	26.4	-	100.0	21.2	7.5	5.0	8.3	7.8	49.3	-	100.0	M	3		
-	22.5	-	100.0	27.0	7.7	6.1	7.7	5.7	45.0	-	100.0	F			
2.9	48.0	-	106.0	28.8	7.7	9.1	9.2	5.6	47.7	-	100.0	M	4		
2.7	36.0	-	100.0	23.8	7.7	7.8	8.5	5.6	46.5	-	100.0	F			
1.9	26.8	-	100.0	35.3	11.0	6.2	9.1	4.0	32.9	-	100.0	M	5		
6.8	39.5	-	100.0	27.5	8.5	7.1	11.6	6.9	37.4	-	100.0	F			
6.0	37.5	-	100.0	30.5	10.4	6.7	10.6	6.1	35.6	-	100.0	M	T		
9.1	40.2	-	100.0	26.1	8.6	8.0	10.2	8.1	40.2	-	100.0	F			
7.0	38.0	-	100.0	27.5	9.9	7.8	12.3	6.8	35.8	-	100.0	M			
7.4	38.4	-	100.0	27.1	9.8	7.3	11.7	7.1	37.1	-	100.0	F			
5.7	31.3	-	100.0	38.5	9.8	5.8	8.0	6.3	38.0	-	100.0	M			
6.5	30.3	-	100.0	26.4	9.2	7.7	11.3	6.8	38.7	-	100.0	F			
6.3	38.9	-	100.0	28.1	9.5	6.9	10.2	6.6	38.7	-	100.0	M			

TAB.D2

EMPLOYEES ACCORDING TO ACTIVITY, SEX, QUALIFICATION, AGE AND TYPE OF EMPLOYMENT

( % )

ACTIVITY	NACE	O U A L I F I C A T I O N	S E X	TYPE OF EMPLOYMENT					REGIME DE TRAVAIL			TYPE OF EMPLOYMENT										
				FULL-TIME					TEMPS-PLEIN			PART-TIME										
				AGE																		
				(COMPLETED YEARS)																		
				< 21	21 - 29	30 - 44	45 - 54	>= 55	TOT. (%)													
									ENS.													
AGRIC. PRIMARY PROD., LIVESTOCK, TEXT.	611	1A	M	-	3.7	33.7	38.2	22.2	-	100.0	-	-	-	-	-	-	-	-	-	-		
			F	-	-	-	-	-	-	-	-	-	-	-	-	-	-	-	-	-	-	
		1B	M	-	13.6	36.1	32.6	16.5	-	100.0	-	-	-	-	-	-	-	-	-	-	-	
			F	-	22.2	26.6	35.2	-	100.0	-	-	-	-	-	-	-	-	-	-	-	-	
		2	M	-	14.7	34.9	32.9	16.5	-	100.0	-	-	-	-	-	-	-	-	-	-	-	
			F	-	23.5	38.7	24.6	11.7	-	100.0	-	-	-	-	-	-	-	-	-	-	-	
		3	M	-	-	38.0	34.6	18.4	-	100.0	-	-	-	-	-	-	-	-	-	-	-	
			F	-	22.1	38.7	25.6	12.4	-	100.0	-	-	-	-	-	-	-	-	-	-	-	
		4	M	1.5	33.6	35.6	19.4	8.6	1.4	100.0	-	-	-	-	-	-	-	-	-	-	-	
			F	3.0	25.9	32.3	24.6	13.3	0.9	100.0	-	-	-	-	-	-	-	-	-	-	-	
		5	M	15.5	41.6	17.2	14.0	9.6	2.0	100.0	-	-	-	-	-	-	-	-	-	-	-	
			F	6.7	30.6	27.8	21.4	12.2	1.2	100.0	-	-	11.3	-	-	-	-	-	-	-	-	
	T	M	11.5	25.5	29.3	18.8	13.7	1.2	100.0	-	-	-	-	-	-	-	-	-	-	-		
		F	21.8	21.0	20.9	18.9	15.8	-	100.0	-	-	-	-	-	-	-	-	-	-	-		
	FUELS, ORES, INDUSTRIAL CHEMICALS	612	1A	M	13.6	24.6	27.6	18.8	14.1	1.3	100.0	5.2	6.0	26.8	27.6	-	-	-	-	-	-	
				F	4.2	24.2	33.7	23.7	13.1	1.2	100.0	4.3	6.9	24.4	26.2	-	-	-	-	-	-	
			1B	M	13.2	34.2	21.3	17.8	12.0	1.5	100.0	-	-	8.0	28.9	28.1	-	-	-	-	-	-
				F	6.2	26.4	31.0	22.4	12.8	1.3	100.0	-	-	7.5	26.7	27.2	-	-	-	-	-	-
			2	M	-	-	33.1	38.8	25.2	-	100.0	-	-	-	-	-	-	-	-	-	-	-
				F	-	-	33.0	38.3	25.7	-	100.0	-	-	-	-	-	-	-	-	-	-	-
			3	M	-	9.0	47.0	30.7	12.6	-	100.0	-	-	-	-	-	-	-	-	-	-	-
				F	-	13.6	44.3	27.2	14.9	-	100.0	-	-	-	-	-	-	-	-	-	-	-
			4	M	-	9.4	46.8	30.4	12.7	-	100.0	-	-	-	-	-	-	-	-	-	-	-
				F	-	16.4	45.7	26.6	10.6	0.7	100.0	-	-	-	-	-	-	-	-	-	-	-
5			M	-	20.2	44.1	25.7	7.9	-	100.0	-	-	-	-	-	-	-	-	-	-	-	
			F	-	16.9	45.5	26.5	10.2	0.8	100.0	-	-	-	-	-	-	-	-	-	-	-	
T	M	1.9	35.5	40.2	16.4	5.1	-	100.0	-	-	-	-	-	-	-	-	-	-	-			
	F	0.8	30.0	40.6	21.1	7.2	-	100.0	-	-	-	-	-	-	-	-	-	-	-			
TIMBER, BUILDING MATERIALS	613	1A	M	3.3	27.5	35.5	22.2	10.4	1.0	100.0	-	-	-	-	-	-	-	-	-	-		
			F	10.6	51.0	22.8	11.2	3.7	0.6	100.0	-	-	-	-	-	-	-	-	-	-		
		1B	M	5.7	35.3	31.3	19.6	8.2	0.9	100.0	-	-	12.5	19.1	35.7	-	-	-	-	-	-	
			F	10.6	29.1	29.6	18.6	11.3	0.8	100.0	-	-	13.0	34.5	16.9	-	-	-	-	-	-	
		2	M	25.5	31.0	19.7	13.2	9.5	-	100.0	-	-	7.5	33.2	26.9	-	-	-	-	-	-	
			F	13.7	29.5	27.5	17.4	11.0	0.9	100.0	-	-	9.6	33.7	23.2	-	-	-	-	-	-	
		3	M	3.0	22.7	38.6	24.0	10.9	0.8	100.0	-	-	8.8	28.2	27.5	-	-	-	-	-	-	
			F	9.8	40.2	28.9	14.5	5.8	0.8	100.0	-	-	10.9	32.0	26.1	-	-	-	-	-	-	
		4	M	4.6	26.8	36.3	21.8	9.7	0.8	100.0	-	-	9.9	30.2	26.7	-	-	-	-	-	-	
			F	-	5.4	36.5	33.2	23.7	-	100.0	-	-	-	-	-	-	-	-	-	-	-	
		MACHINERY, EQUIPMENTS, VEHICLES	614	1A	M	-	-	18.6	33.1	21.1	-	100.0	-	-	-	-	-	-	-	-	-	-
					F	-	3.9	36.8	35.1	45.4	-	100.0	-	-	-	-	-	-	-	-	-	-
1B	M			-	16.9	52.7	22.9	7.0	0.5	100.0	-	-	-	-	-	-	-	-	-	-	-	
	F			-	15.0	44.8	26.2	13.3	-	100.0	-	-	-	-	-	-	-	-	-	-	-	
2	M			-	16.8	52.1	23.2	7.5	0.5	100.0	-	-	-	-	-	-	-	-	-	-	-	
	F			0.3	31.2	44.3	17.6	6.1	0.6	100.0	-	-	-	-	-	-	-	-	-	-	-	
3	M			0.3	30.5	44.0	18.1	6.5	0.6	100.0	-	-	-	-	-	-	-	-	-	-	-	
	F			1.3	42.6	35.9	14.2	5.2	0.8	100.0	-	-	-	-	-	-	-	-	-	-	-	
4	M			3.2	42.8	35.7	11.1	6.6	-	100.0	-	-	28.8	40.2	-	-	-	-	-	-	-	
	F			1.8	42.6	35.8	13.4	5.6	0.7	100.0	-	-	27.1	38.4	17.4	-	-	-	-	-	-	
5	M			7.8	41.7	26.7	14.6	7.9	1.3	100.0	-	-	-	-	-	-	-	-	-	-	-	
	F			16.0	46.6	21.6	10.3	4.5	0.9	100.0	-	-	17.2	47.3	16.4	-	-	-	-	-	-	
T	M	10.5	43.3	25.1	13.2	6.8	1.2	100.0	-	-	15.3	38.9	16.7	-	-	-	-	-	-			
	F	25.2	30.1	18.3	13.2	11.4	1.7	100.0	-	-	8.4	42.0	14.4	-	-	-	-	-	-			
T	M	27.5	31.9	18.8	11.9	8.9	1.1	100.0	-	-	3.5	10.9	33.1	29.2	-	-	-	-	-			
	F	26.0	30.7	18.5	12.8	10.6	1.5	100.0	-	-	4.1	10.3	35.2	25.7	-	-	-	-	-			
T	M	5.7	33.5	34.9	17.0	7.9	1.0	100.0	-	-	3.4	7.4	30.7	19.3	-	-	-	-	-			
	F	13.5	40.0	26.2	12.4	6.9	0.9	100.0	-	-	3.0	13.8	37.8	24.8	-	-	-	-	-			
T	M	7.6	35.1	32.9	15.9	7.7	1.0	100.0	-	-	3.1	11.5	35.3	22.8	-	-	-	-	-			

SALARIES SELON L ACTIVITE, LE SEXE,  
LA QUALIFICATION, L AGE ET LE REGIME  
DE TRAVAIL

( 3 )

REGIME DE TRAVAIL		ALL TYPES		ENS. DES REGIMES						SEX	NACE	ACTIVITE	
TEMPS-PARTIEL		OF EMPLOYMENT		DE TRAVAIL									
		AGE											
		(ANNEES REVOLUES)											
>=	(%)	106	<	21	30	45	>=	(%)	106				
35		ENS.	21	29	44	54	55	ENS.					
		100.0		4.0	33.4	37.8	22.6	100.0	M	1A	611	MAT. PREM. AGR., ANIMAUX, TEXTILES	
		100.0		3.8	32.3	38.1	23.6	100.0	F	1B			
		100.0		13.2	35.1	32.6	17.6	100.0	T				
		100.0		21.6	25.8	36.9		100.0	M				
		100.0		14.2	34.0	33.2	17.3	100.0	F				
	71.1	100.0		23.1	37.8	24.2	11.8	2.6	100.0	T	2		
		100.0			35.0	33.5	20.1		100.0	M			
	63.0	100.0		21.6	37.5	25.1	12.6	2.8	100.0	F	3		
		100.0		30.5	38.3	20.3	8.2	1.7	100.0	T			
		100.0		40.2	30.4	17.3	9.4		100.0	M			
		100.0	1.5	33.0	36.2	19.5	8.5	1.3	100.0	F			
		100.0	2.9	25.1	31.9	24.8	14.3	1.0	100.0	T			
37.4		100.0	14.9	39.6	18.5	15.2	9.9	1.9	100.0	M	4		
14.5		100.0	6.6	29.6	27.8	21.8	13.0	1.3	100.0	F			
27.1		100.0	11.2	24.3	29.2	19.3	14.6	1.4	100.0	T			
25.8		100.0	15.6	15.7	22.3	22.2	22.5		100.0	M	5		
35.8		100.0	12.4	22.1	27.5	20.1	16.6	1.5	100.0	F			
31.8		100.0	4.2	23.5	33.2	23.8	13.8	1.5	100.0	T			
29.3	8.9	100.0	11.8	30.3	22.5	19.3	14.5	1.6	100.0	M			
28.8		100.0	6.0	25.1	30.7	22.7	14.0	1.6	100.0	F			
29.0	5.5	100.0			33.8	38.6	24.7		100.0	T	1A	612	COMBUSTIBLES, MINERAIS, PR. CHIMIQUES
		100.0			33.6	38.0	25.3		100.0	M			
		100.0		9.0	46.9	30.7	12.8		100.0	F	1B		
		100.0		15.0	43.0	26.8	15.2		100.0	T			
		100.0		9.4	46.6	30.4	12.9		100.0	M			
		100.0		16.4	45.7	26.5	10.8	0.7	100.0	F	2		
		100.0		19.8	43.7	26.2	8.2		100.0	T			
		100.0		16.8	45.4	26.5	10.4	0.8	100.0	M			
		100.0		27.7	40.5	23.0	8.2		100.0	F	3		
		100.0	1.9	35.0	40.4	16.3	5.6		100.0	T			
		100.0	0.8	29.8	40.5	21.1	7.4		100.0	M			
33.3		100.0	3.2	27.0	35.1	22.7	11.0	1.1	100.0	F	4		
		100.0	10.6	50.3	22.8	11.6	4.1	0.6	100.0	T			
28.8		100.0	5.7	34.7	31.0	19.0	8.7	0.9	100.0	M			
31.8		100.0	10.2	28.2	29.9	18.5	12.5	0.8	100.0	F	5		
29.7		100.0	18.7	24.7	23.4	16.9	15.0	1.5	100.0	T			
30.4		100.0	12.3	27.3	28.2	18.1	13.1	1.0	100.0	M			
32.8		100.0	3.0	22.4	38.3	24.1	11.4	0.8	100.0	F			
27.0		100.0	9.2	38.0	29.2	15.4	7.4	0.9	100.0	T			
30.2		100.0	4.5	26.2	36.1	22.0	10.4	0.8	100.0	M			
35.2		100.0		5.3	36.2	33.1	24.3		100.0	F	1A	613	BOIS, MATERIAUX DE CONSTR.
		100.0				29.3	39.9		100.0	T			
35.2		100.0		5.3	35.4	32.8	25.5		100.0	M			
		100.0		13.7	45.7	28.5	10.8	1.3	100.0	F	1B		
		100.0			39.1	33.7	18.3		100.0	T			
		100.0		13.3	45.2	28.9	11.4	1.2	100.0	M			
		100.0		24.2	42.0	21.4	10.6	1.5	100.0	F	2		
		100.0		23.9	45.7	22.2	8.2		100.0	T			
		100.0		24.2	42.3	21.5	10.4	1.3	100.0	M			
		100.0	0.6	29.4	42.7	20.2	6.5	0.6	100.0	F	3		
		100.0	4.8	37.9	37.9	12.3	5.3	1.8	100.0	T			
34.4		100.0	1.5	31.2	41.7	18.6	6.2	0.8	100.0	M			
		100.0	3.4	31.3	33.9	20.4	9.7	1.3	100.0	F	4		
		100.0	16.0	48.9	21.7	9.1	3.1	1.2	100.0	T			
12.3		100.0	7.0	36.4	30.4	17.2	7.8	1.2	100.0	M			
25.4		100.0	13.1	23.3	27.9	20.1	13.5	1.9	100.0	F	5		
21.4		100.0	19.0	24.9	23.3	18.4	12.3		100.0	T			
22.4		100.0	14.4	23.7	27.0	20.0	13.3	1.8	100.0	M			
27.8		100.0	4.5	25.7	35.9	21.6	10.9	1.3	100.0	F			
18.0		100.0	13.4	38.3	26.5	13.7	6.8	1.2	100.0	T			
22.2		100.0	8.4	28.4	33.9	19.9	10.1	1.3	100.0	M			
48.8		100.0		4.0	37.7	34.6	22.4	1.3	100.0	F	1A	614	MACHINES, VEHICULES
		100.0			22.3	31.1	43.8		100.0	T			
45.8		100.0		3.7	36.3	34.3	24.3	1.4	100.0	M			
		100.0		16.8	52.6	22.9	7.1	0.5	100.0	F	1B		
		100.0		14.7	45.5	25.7	13.5		100.0	T			
		100.0		16.6	52.1	23.1	7.6	0.6	100.0	M			
41.1		100.0	0.3	30.8	43.9	17.8	6.6	0.6	100.0	F	2		
		100.0		23.0	41.2	23.3	11.3		100.0	T			
37.4		100.0	0.3	30.1	43.7	18.3	7.1	0.6	100.0	M			
		100.0	1.3	42.5	35.9	14.2	5.4	0.8	100.0	F	3		
		100.0	3.1	42.2	35.9	11.4	6.8		100.0	T			
		100.0	1.8	42.4	35.9	13.4	5.8	0.7	100.0	M			
42.8		100.0	7.8	41.4	26.6	14.7	8.2	1.3	100.0	F	4		
15.8		100.0	15.5	45.4	22.7	10.5	5.0	0.9	100.0	T			
23.6		100.0	10.3	42.7	25.3	13.3	7.1	1.2	100.0	M			
24.3		100.0	24.3	29.1	19.5	13.3	12.0	1.9	100.0	F	5		
21.8		100.0	21.4	26.5	22.5	18.3	12.2	1.1	100.0	T			
22.5		100.0	23.2	28.1	28.6	14.4	12.1	1.6	100.0	M			
34.5	4.6	100.0	5.7	33.1	34.9	17.8	8.3	1.0	100.0	F			
18.8		100.0	12.6	37.7	27.2	13.5	8.1	0.9	100.0	T			
25.8	2.2	100.0	7.4	34.3	33.8	16.1	8.2	1.8	100.0	M			

TAB.D2

EMPLOYEES ACCORDING TO ACTIVITY, SEX, QUALIFICATION, AGE AND TYPE OF EMPLOYMENT

( x )

ACTIVITY	NACE	O U A L I F I C A T I O N	S E X	TYPE OF EMPLOYMENT				REGIME DE TRAVAIL			TYPE OF EMPLOYMENT								
				FULL-TIME				TEMPS-PLEIN			PART-TIME								
				AGE															
				(COMPLETED YEARS)															
< 21	21 - 29	30 - 44	45 - 54	> 55	(*)	TOG. ENS.	< 21	21 - 29	30 - 44	45 - 54									
FURNITURE, HSEHD. GOODS, HARDWARE	615	1A	M	-	3.3	32.0	40.0	24.4	-	100.0	-	-	-	-	-	-	-		
			F	-	-	-	52.4	-	-	-	-	-	-	-	-	-	-	-	
		T	-	3.0	30.5	40.9	25.3	-	-	-	-	-	-	-	-	-	-	-	
		1B	M	-	11.3	51.2	27.4	8.2	-	-	-	-	-	-	-	-	-	-	
			F	-	7.7	52.9	23.2	14.3	-	-	-	-	-	-	-	-	-	-	
		2	M	-	10.9	51.4	26.9	9.8	-	-	-	-	-	-	-	-	-	-	
			F	-	26.8	46.4	18.4	7.4	0.7	100.0	-	-	46.7	-	-	-	-	-	
		3	M	0.4	15.9	51.1	17.8	14.1	-	-	-	-	-	-	-	-	-	-	
			F	0.4	25.8	46.8	18.4	8.0	0.6	100.0	-	-	46.5	-	-	-	-	-	
		4	M	1.2	35.8	38.9	16.7	6.6	0.8	100.0	-	-	-	-	-	-	-	-	
			F	3.8	40.5	34.7	14.8	5.7	-	100.0	-	-	45.1	-	-	-	-	-	
		5	M	2.0	37.3	37.6	16.1	6.3	0.7	100.0	-	-	21.2	-	-	-	-	-	
	F		5.1	38.8	28.7	16.4	10.6	0.5	100.0	-	-	-	-	-	-	-	-		
	T	M	15.6	48.4	22.0	10.0	3.3	0.6	100.0	-	-	44.8	-	-	-	-	-		
		F	9.4	42.8	25.9	13.7	7.6	0.6	100.0	-	-	19.8	38.4	12.0	-	-	-		
	TEXTILES, CLOTHING, FOOTWR. LEATHERWARE	616	1A	M	19.4	30.2	19.7	14.3	14.8	1.6	100.0	-	-	-	-	-	-	-	
				F	32.5	32.8	17.0	10.8	6.2	-	100.0	-	-	11.2	26.4	31.0	-	-	
			T	24.6	31.3	18.6	12.9	11.4	1.2	100.0	5.8	11.3	25.7	26.5	-	-	-		
			1B	M	4.4	29.9	36.0	18.8	10.1	0.8	100.0	-	-	13.6	28.9	16.5	-	-	-
				F	15.3	40.4	25.9	12.2	5.5	0.6	100.0	4.8	13.7	32.2	25.7	-	-	-	
			2	M	7.7	33.0	33.0	16.8	8.7	0.7	100.0	-	-	4.7	13.6	31.0	22.3	-	-
				F	-	4.9	31.2	31.4	31.0	-	100.0	-	-	-	-	-	-	-	-
			3	M	-	4.4	30.8	30.5	32.9	-	100.0	-	-	-	-	-	-	-	-
				F	-	11.5	45.7	28.6	14.0	-	100.0	-	-	-	-	-	-	-	-
4			M	-	10.1	45.8	25.3	18.8	-	100.0	-	-	-	-	-	-	-	-	
			F	-	11.2	45.7	27.9	15.0	-	100.0	-	-	-	-	-	-	-	-	
5			M	-	18.3	38.7	24.8	17.3	-	100.0	-	-	-	-	-	-	-	-	
		F	-	19.6	45.8	24.2	9.3	-	100.0	-	-	41.4	-	-	-	-	-		
T		M	-	18.6	40.5	24.7	15.2	-	100.0	-	-	40.4	-	-	-	-	-		
		F	-	31.4	30.1	23.9	13.7	-	100.0	-	-	-	-	-	-	-	-		
FOOD, DRINK, TOBACCO		617	1A	M	4.2	33.2	34.3	20.3	7.7	-	100.0	-	-	-	-	-	-	-	
				F	2.9	32.5	32.7	21.7	10.0	-	100.0	-	-	19.4	41.7	24.4	-	-	
			T	5.4	31.8	28.3	19.9	12.2	2.4	100.0	-	-	-	-	-	-	-		
			1B	M	15.9	36.9	26.3	13.3	6.7	0.9	100.0	-	-	23.9	39.0	19.4	-	-	
				F	12.1	35.1	27.0	15.6	8.7	1.4	100.0	-	-	21.4	31.0	20.0	-	-	
			2	M	20.1	31.7	15.7	14.0	16.0	2.5	100.0	-	-	28.9	20.4	-	-	-	
				F	25.8	27.2	21.8	15.0	9.2	1.0	100.0	9.1	19.8	24.0	19.5	-	-		
			3	M	23.9	28.7	19.8	14.6	11.4	1.5	100.0	7.7	22.1	22.3	19.7	-	-		
				F	5.0	23.5	31.5	22.7	16.0	1.3	100.0	-	-	16.1	23.9	21.5	-	-	
	4		M	15.1	30.7	28.4	16.3	8.7	0.8	100.0	7.4	20.4	31.1	18.9	-	-			
			F	10.3	27.3	29.9	19.3	12.2	1.0	100.0	5.4	19.0	28.7	19.7	-	-			
	TOBACCO PRODUCTS		617.6	1A	M	-	2.5	37.8	38.2	20.5	-	100.0	-	-	-	-	-	-	-
		F			-	-	-	-	-	-	-	-	-	-	-	-	-	-	
		T		-	2.7	36.8	38.4	21.0	-	100.0	-	-	-	-	-	-	-		
		1B		M	-	13.8	42.0	28.4	13.2	2.6	100.0	-	-	-	-	-	-	-	
				F	-	-	46.2	27.6	19.5	-	100.0	-	-	-	-	-	-	-	
		2		M	-	13.1	42.4	28.3	13.8	2.3	100.0	-	-	-	-	-	-	-	
				F	-	21.0	40.5	24.9	10.5	3.1	100.0	-	-	-	-	-	-	-	
		3		M	-	14.4	43.1	32.1	10.3	-	100.0	-	-	-	-	-	-	-	
				F	-	20.3	40.8	25.7	10.5	2.7	100.0	-	-	36.1	-	-	-		
		4		M	1.0	25.7	43.4	19.8	9.4	-	100.0	-	-	-	-	-	-	-	
				F	4.3	40.4	27.7	17.2	6.4	4.0	100.0	-	-	-	-	-	-		
		5		M	1.8	29.1	39.7	19.2	8.7	1.5	100.0	-	-	-	-	-	-	-	
			F	5.8	32.8	33.7	17.8	8.3	1.6	100.0	-	-	19.2	41.5	22.0	-			
T		M	18.3	41.8	20.3	12.1	5.9	1.6	100.0	-	-	17.8	39.3	24.4	-				
		F	9.3	35.3	29.9	16.2	7.6	1.6	100.0	-	-	18.4	34.0	21.4	-				
6		M	22.5	27.1	23.0	15.7	10.1	1.7	100.0	14.7	21.6	22.3	15.7	-					
		F	27.5	27.2	18.7	14.9	9.6	1.1	100.0	9.3	10.2	28.4	25.3	-					
7		M	24.8	27.2	21.5	15.3	9.9	1.4	100.0	10.8	13.4	26.7	22.6	-					
		F	7.6	26.8	34.1	19.9	9.9	1.7	100.0	8.1	17.3	26.5	19.3	-					
8		M	20.0	33.5	21.9	14.9	8.1	1.5	100.0	7.2	11.6	32.6	24.9	-					
		F	11.3	28.8	30.5	18.4	9.4	1.7	100.0	7.5	13.8	30.3	22.8	-					

SALARIES SELON L ACTIVITE, LE SEXE,  
LA QUALIFICATION, L AGE ET LE REGIME  
DE TRAVAIL

( X )

REGIME DE TRAVAIL TEMPS-PARTIEL		ALL TYPES OF EMPLOYMENT		ENS. DES REGIMES DE TRAVAIL		SEXE	RACE	ACTIVITE
AGE (ANNEES REVOLUES)		AGE (ANNEES REVOLUES)		AGE (ANNEES REVOLUES)				
>= 55 (*)	TOT. ENS.	< 21	21 28	30 44	45 54			
-	-	-	3.1	31.2	40.3	25.0	-	100.0
-	-	-	-	2.9	29.0	41.2	25.8	-
-	100.0	-	11.4	50.8	27.5	9.3	-	100.0
-	-	-	7.7	52.4	23.0	14.2	-	100.0
-	100.0	-	11.0	51.1	27.1	9.8	-	100.0
30.0	100.0	-	26.3	46.4	18.3	8.0	0.6	100.0
-	-	-	18.0	51.0	17.6	14.4	-	100.0
20.3	100.0	0.4	25.4	46.8	18.2	8.6	0.6	100.0
-	100.0	1.2	35.7	38.7	16.7	6.9	0.8	100.0
-	100.0	3.7	39.7	35.1	14.6	6.2	-	100.0
-	100.0	2.0	37.0	37.6	16.1	6.7	0.7	100.0
-	100.0	5.1	30.6	28.7	16.4	10.8	0.5	100.0
-	100.0	15.5	47.7	22.6	10.0	3.6	0.6	100.0
21.3	100.0	9.4	42.4	26.1	13.7	7.8	0.6	100.0
43.2	100.0	19.1	29.5	19.8	14.1	16.0	1.5	100.0
25.0	100.0	28.9	28.6	18.8	14.8	10.0	0.9	100.0
20.0	100.0	22.5	29.1	19.4	14.5	13.4	1.2	100.0
30.4	100.0	4.4	29.6	35.9	18.8	10.6	0.8	100.0
22.0	100.0	14.6	38.6	26.3	13.2	6.7	0.6	100.0
27.0	100.0	7.6	32.4	32.9	17.0	9.3	0.7	100.0
-	100.0	-	4.6	31.1	30.7	31.0	-	100.0
56.2	100.0	-	4.1	30.6	28.7	34.1	-	100.0
-	-	-	11.4	45.8	28.0	13.8	-	100.0
-	-	-	9.9	44.8	24.9	20.4	-	100.0
-	100.0	-	11.1	45.6	27.9	15.3	-	100.0
-	-	-	17.6	38.7	24.0	18.4	-	100.0
30.0	100.0	-	19.2	45.5	24.0	10.2	-	100.0
-	100.0	-	18.0	40.4	24.0	16.3	1.0	100.0
-	100.0	-	31.0	29.5	24.6	14.0	-	100.0
-	100.0	4.4	32.4	35.4	20.1	7.5	-	100.0
-	100.0	3.1	31.0	33.1	21.8	10.0	-	100.0
50.6	100.0	5.2	31.2	27.6	20.1	13.5	2.3	100.0
-	100.0	15.3	36.3	26.9	13.5	7.0	0.9	100.0
22.5	100.0	11.7	34.5	27.2	15.9	8.3	1.4	100.0
27.7	100.0	18.4	31.6	15.8	14.6	17.2	2.5	100.0
25.0	100.0	23.4	26.1	22.2	15.6	11.5	1.2	100.0
26.1	100.0	21.0	27.9	20.2	15.3	13.3	1.6	100.0
33.0	100.0	4.0	23.1	31.1	22.6	17.0	1.4	100.0
20.7	100.0	14.5	29.9	28.6	16.5	8.7	0.9	100.0
25.0	100.0	10.0	26.8	29.8	18.3	13.0	1.1	100.0
-	100.0	-	2.7	38.0	37.0	20.5	-	100.0
-	100.0	-	2.8	36.0	38.2	20.9	-	100.0
-	100.0	-	13.6	42.0	28.6	13.3	2.5	100.0
-	-	-	-	45.9	28.1	18.7	-	100.0
-	100.0	-	12.8	42.4	28.6	13.9	2.4	100.0
-	100.0	-	21.0	40.1	25.0	10.9	3.0	100.0
-	-	-	13.9	45.1	31.0	10.0	-	100.0
42.0	100.0	-	20.2	40.8	25.7	10.8	2.7	100.0
-	100.0	1.0	25.1	43.3	19.8	10.1	-	100.0
31.5	100.0	4.1	38.5	28.9	17.5	7.0	4.1	100.0
32.5	100.0	1.8	28.3	38.8	19.2	8.4	1.5	100.0
11.1	100.0	5.7	32.5	33.6	17.8	8.7	1.6	100.0
19.7	100.0	17.3	40.2	21.5	12.9	6.3	1.7	100.0
23.7	100.0	9.2	34.8	30.8	16.4	8.0	1.6	100.0
23.0	100.0	22.1	26.8	22.9	15.7	10.8	1.7	100.0
23.0	100.0	24.5	24.5	21.1	18.5	11.8	1.4	100.0
27.0	100.0	23.3	25.7	22.1	18.1	11.4	1.6	100.0
20.0	100.0	7.6	26.5	33.8	19.8	10.4	1.7	100.0
23.0	2.0	10.0	31.2	23.1	16.0	9.4	1.7	100.0
23.0	2.6	100.0	11.1	28.0	30.5	18.7	1.7	100.0

TAB.D2

EMPLOYEES ACCORDING TO ACTIVITY, SEX, QUALIFICATION, AGE AND TYPE OF EMPLOYMENT

( % )

ACTIVITY	NACE	Q U A L I F I C A T I O N	S E X	TYPE OF EMPLOYMENT				REGIME DE TRAVAIL		TYPE OF EMPLOYMENT								
				FULL-TIME				TEMPS-PLEIN		PART-TIME								
				AGE (COMPLETED YEARS)														
				< 21	21 - 29	30 - 44	45 - 54	>= 55	(*) TOG. ENS.									
PHARMACEUTICAL, MEDICAL GDS., CLEANING MAT.	618	1A	M	-	5.6	32.7	32.2	29.1	-	100.0	-	-	-	-				
			F	-	-	-	-	-	-	100.0	-	-	-	-				
			T	-	5.5	33.1	32.4	28.8	-	100.0	-	-	-	-				
			1B	M	-	11.4	45.4	32.0	10.9	-	100.0	-	-	-	-			
				F	-	18.6	36.4	33.2	11.7	-	100.0	-	-	-	-			
			2	M	-	12.7	43.8	32.2	11.0	-	100.0	-	-	-	-			
				F	-	21.2	44.5	23.3	10.5	-	100.0	-	-	-	-			
			3	M	-	19.9	44.2	22.6	11.8	-	100.0	-	-	-	-			
				F	-	20.9	44.5	23.1	10.8	-	100.0	-	-	-	-			
			4	M	-	33.7	39.9	15.6	9.8	-	100.0	-	-	-	-			
				F	3.4	37.5	36.5	16.6	5.3	-	100.0	-	-	-	-			
			5	M	-	1.7	35.4	38.4	16.0	7.8	0.8	100.0	-	-	-			
				F	6.8	33.2	29.4	17.8	12.2	0.6	100.0	-	-	32.2	-			
			T	M	16.2	41.0	24.7	12.8	4.6	0.6	100.0	-	28.8	38.6	22.7			
				F	12.4	37.9	26.6	14.8	7.6	0.6	100.0	-	27.4	33.4	21.4			
			PHARMACEUTICALS	618.1	1A	M	21.0	35.5	15.9	14.1	12.1	1.4	100.0	-	-	-	-	
						F	27.7	32.5	17.9	14.6	6.5	-	100.0	-	12.7	34.0	27.8	
						T	25.3	33.6	17.2	14.5	8.5	1.0	100.0	-	6.5	12.6	31.1	
						1B	M	5.5	27.7	33.7	20.2	12.2	0.7	100.0	-	9.3	23.3	20.6
							F	16.4	36.9	25.6	14.7	5.7	0.7	100.0	-	19.5	35.7	24.9
2	M	11.0				32.3	29.7	17.5	9.0	0.7	100.0	-	3.4	16.3	31.8			
	F	-				-	34.8	36.1	-	-	-	100.0	-	-	-			
3	M	-				-	34.6	38.6	-	-	-	100.0	-	-	-			
	F	-				-	42.4	30.5	15.3	-	-	100.0	-	-	-			
4	M	-				-	11.8	-	-	-	-	100.0	-	-	-			
	F	-				-	15.7	39.1	29.4	15.7	-	100.0	-	-	-			
5	M	-				-	22.1	43.6	24.8	9.5	-	100.0	-	-	-			
	F	-				-	20.2	41.6	24.4	13.5	-	100.0	-	-	-			
T	M	-				-	21.4	42.9	24.7	10.9	-	100.0	-	-	-			
	F	-				-	36.3	32.9	14.2	15.8	-	100.0	-	-	-			
OTHER WHOLESALE DISTRIBUTION	619	1A				M	-	-	28.9	33.8	21.3	-	100.0	-	-	-		
						F	-	-	32.7	33.3	17.7	12.5	-	100.0	-	-		
						T	8.4	31.6	29.5	17.1	13.1	-	100.0	-	-	-		
						1B	M	16.7	41.0	25.5	12.5	4.0	-	100.0	-	38.8	35.8	-
							F	13.8	37.7	26.9	14.1	7.2	-	100.0	-	38.0	33.4	-
			2	M	22.0	41.6	14.3	11.8	8.7	-	100.0	-	-	-	-			
				F	30.7	32.8	18.0	12.7	5.4	-	100.0	-	-	-	-			
			3	M	29.0	34.5	17.2	12.5	6.0	-	100.0	-	-	-	-			
				F	7.3	29.7	31.0	18.8	12.8	-	100.0	-	-	-	-			
			4	M	18.8	37.4	24.7	13.7	5.1	-	100.0	-	31.4	35.5	17.6			
				F	14.6	34.6	27.1	15.6	7.9	0.3	100.0	-	25.7	29.0	20.2			
			5	M	-	-	38.6	33.1	24.9	-	100.0	-	-	-	-			
				F	-	-	29.3	36.4	34.4	-	100.0	-	-	-	-			
			T	M	-	-	37.7	33.4	25.9	-	100.0	-	-	-	-			
				F	-	-	14.3	46.5	29.8	8.8	-	100.0	-	-	-			
			PAPER, BOOKS, STATIONERY, NEWSPAPERS	619.1/2	1A	M	-	-	40.9	30.7	16.4	-	100.0	-	-	-		
						F	-	-	13.6	45.5	30.0	10.1	-	100.0	-	-		
						T	-	-	25.3	43.3	21.8	8.6	0.9	100.0	-	-	-	
						1B	M	-	-	20.0	42.1	25.6	10.4	-	100.0	-	-	-
							F	-	-	24.2	43.0	22.6	8.9	1.0	100.0	-	-	
2	M	-				-	36.1	35.8	18.4	7.0	-	100.0	-	-	-			
	F	3.4				36.3	37.5	14.6	7.2	-	100.0	-	-	-				
3	M	2.3				36.2	36.7	16.5	7.1	1.3	100.0	-	22.7	37.4	-			
	F	5.4				41.2	26.7	16.7	8.7	1.4	100.0	-	24.2	34.2	-			
4	M	14.1				39.6	24.2	14.2	6.7	1.3	100.0	-	15.4	34.7	26.9			
	F	10.4				40.3	25.3	15.2	7.5	1.3	100.0	-	19.3	27.1	25.0			
5	M	20.1				33.3	19.6	14.6	10.0	2.4	100.0	-	9.6	28.9	13.1			
	F	20.8				28.3	20.9	19.0	9.8	1.2	100.0	-	10.5	29.4	26.2			
T	M	20.5				30.4	20.3	17.1	9.9	1.7	100.0	-	5.2	17.2	26.3			
	F	4.9				28.6	34.3	20.8	10.0	1.4	100.0	-	4.7	21.7	21.2			
1B	M	12.6				32.7	27.4	17.4	8.6	1.2	100.0	-	3.0	13.1	31.1			
	F	8.3				30.4	31.2	19.3	9.4	1.3	100.0	-	3.8	16.9	27.9			
2	M	-				-	43.0	31.0	23.8	-	100.0	-	-	-	-			
	F	-				-	41.0	31.4	25.5	-	100.0	-	-	-	-			
3	M	-				-	45.6	32.6	11.2	-	100.0	-	-	-	-			
	F	-	-	54.6	-	-	-	-	100.0	-	-	-						
4	M	-	-	9.5	46.8	32.1	10.2	-	100.0	-	-	-						
	F	-	-	23.4	45.7	21.1	8.1	-	100.0	-	-	-						
5	M	-	-	24.2	34.3	30.3	-	100.0	-	-	-	-						
	F	-	-	23.6	43.4	22.9	8.0	-	100.0	-	-	-						
T	M	-	-	30.8	39.4	21.1	6.3	-	100.0	-	-	-						
	F	-	-	28.1	41.9	19.8	7.4	-	100.0	-	-	-						
1A	M	-	-	29.5	40.6	20.5	6.8	-	100.0	-	-	-						
	F	-	-	39.0	29.5	18.7	8.7	-	100.0	-	-	-						
2	M	12.4	38.6	26.0	15.4	5.2	-	100.0	-	-	-	-						
	F	7.8	38.8	27.7	17.0	6.9	2.0	100.0	-	-	-	-						
3	M	16.9	34.9	20.4	15.2	9.5	-	100.0	-	-	-	-						
	F	17.1	27.6	17.3	22.6	13.2	-	100.0	-	-	28.6	31.6						
4	M	17.0	31.6	19.0	18.6	11.2	2.7	100.0	-	-	28.3	27.8						
	F	3.6	26.4	36.5	21.9	9.9	1.7	100.0	-	-	29.9	25.5						
T	M	9.6	31.5	28.6	19.9	8.0	2.4	100.0	-	-	31.9	28.5						
	F	5.9	28.3	33.5	21.1	9.2	1.9	100.0	-	-	9.7	31.2						

SALARIES SELON L ACTIVITE, LE SEXE,  
LA QUALIFICATION, L AGE ET LE REGIME  
DE TRAVAIL

( 3 )

REGIME DE TRAVAIL TEMPS-PARTIEL		ALL TYPES OF EMPLOYMENT		ENS. DES REGIMES DE TRAVAIL		SEXE	QUALIFICATION	NACE	ACTIVITE				
AGE (ANNEES REVOLUES)		AGE (ANNEES REVOLUES)		AGE (ANNEES REVOLUES)									
>= 55	(*)	100. ENS.	< 21	21 29	30 44					45 54	>= 55	(*)	100. ENS.
		100.0		5.2	32.8	32.3	29.5		100.0	M	1A	618	PR. PHARM. MEDICAM. D'ENTRETIEN
		100.0		5.0	41.6	32.4	28.0		100.0	F	1B		
		100.0		11.2	33.5	32.5	10.7		100.0	T			
		100.0		18.8	36.7	32.9	11.6		100.0	F	2		
		100.0		12.6	43.6	32.6	10.9		100.0	T			
		100.0		20.9	44.2	23.4	11.0		100.0	F	3		
39.7		100.0		19.8	43.5	22.4	12.9		100.0	T			
		100.0		20.6	44.1	23.2	11.4		100.0	F	4		
		100.0		33.4	39.5	15.4	10.4		100.0	T			
		100.0	3.3	37.1	38.4	16.8	5.8		100.0	F	5		
27.9		100.0	1.6	35.1	38.1	16.1	8.3	0.8	100.0	T			
41.0		100.0	6.0	33.1	29.2	17.8	12.5	0.6	100.0	F	1A	618.1	PRODUITS PHARM.
		100.0	15.7	40.6	25.1	13.1	4.7	0.7	100.0	T	1B		
		100.0	12.2	37.6	26.8	15.0	7.8	0.7	100.0	F	2		
14.2		100.0	20.4	34.0	16.3	13.7	14.0	1.6	100.0	T			
41.4		100.0	25.3	30.5	19.6	16.0	7.8	0.9	100.0	F	3		
10.0		100.0	23.6	31.7	18.4	15.2	10.0	1.1	100.0	T			
24.6		100.0	5.5	27.2	33.4	20.2	12.8	0.7	100.0	F	4		
38.9		100.0	15.7	36.0	26.1	15.2	6.2	0.7	100.0	T			
15.1		100.0	10.7	31.7	29.7	17.7	9.5	0.7	100.0	F	5		
22.7	2.3	100.0		34.6	35.7	23.4			100.0	T			
					36.0	36.9	21.3		100.0	M	1A		
					41.1	32.7	14.8		100.0	F	1B		
				11.5					100.0	T			
				15.3	38.2	31.1	15.3		100.0	F	2		
				21.6	42.6	25.4	10.4		100.0	T			
		100.0		19.7	40.5	23.6	15.7		100.0	F	3		
				20.9	41.8	24.7	12.4		100.0	T			
				36.3	32.9	14.2	15.8		100.0	F	4		
				29.3	33.2	20.9			100.0	T			
			8.3	32.8	33.0	17.5	12.8		100.0	F	5		
		100.0	16.3	31.6	29.4	17.0	13.4		100.0	T			
		100.0	13.6	40.9	25.8	12.6	4.1		100.0	F	1A	619	AUTRES COMMERCES DE GROS
		100.0	23.0	37.7	27.0	14.1	7.3		100.0	T	1B		
				40.2	13.6	11.2	10.4		100.0	F	2		
		100.0		32.5	18.6	13.1	5.2		100.0	T			
		100.0		28.7	34.1	17.6	12.7		100.0	F	3		
39.1		100.0		7.4	28.4	30.7	18.9		100.0	T			
		100.0		18.3	37.2	25.1	13.8		100.0	F	4		
18.4		100.0		14.3	34.3	27.1	15.7	0.3	100.0	T			
					38.1	34.2	24.5		100.0	F	5		
					33.1	33.3	33.6		100.0	T			
		100.0			37.6	34.1	25.4		100.0	F	1A	619.1/2	PAPIER, LIVRES, JOURNAUX
				14.2	46.4	29.5	9.3		100.0	T	1B		
		100.0		9.6	39.3	30.5	19.1		100.0	F	2		
		100.0		13.3	45.1	29.7	11.2		100.0	T			
		100.0		25.0	42.9	22.3	8.8	0.9	100.0	F	3		
				20.3	41.5	24.8	11.3		100.0	T			
		100.0		24.0	42.6	22.8	9.3	1.1	100.0	F	4		
		100.0		35.4	35.7	18.2	8.0		100.0	T			
		100.0	3.2	35.9	37.5	14.9	7.5		100.0	F	5		
23.4		100.0	2.2	35.7	36.6	16.5	7.8	1.3	100.0	T			
32.0		100.0	5.2	40.5	26.3	16.9	9.7	1.4	100.0	F	1A	619.1/2	
13.9		100.0		13.7	38.6	24.6	14.7	7.0	100.0	T	1B		
22.0		100.0		10.1	39.4	25.3	15.6	8.1	100.0	F	2		
23.7		100.0		18.9	32.8	18.8	14.4	11.7	100.0	T			
29.6		100.0		18.2	25.6	22.3	20.0	12.7	100.0	F	3		
27.4		100.0		18.5	28.6	21.2	17.6	12.3	100.0	T			
26.3		100.0		4.9	28.3	33.8	20.8	10.7	100.0	F	4		
25.9		100.0		11.9	31.2	27.7	18.0	9.9	100.0	T			
26.1	2.2	100.0		8.1	29.6	31.0	19.5	10.4	100.0	F	5		
					42.3	32.3	23.3		100.0	T			
					41.2	32.1	24.6		100.0	F	1A		
					45.3	31.7	12.7		100.0	T	1B		
				8.1	48.1	31.2	12.3		100.0	F	2		
		100.0		23.0	45.9	21.0	8.4		100.0	T			
				24.4	33.2	29.4			100.0	F	3		
				23.3	43.4	22.6	8.4		100.0	T			
				30.1	39.9	21.1	8.6		100.0	F	4		
				28.8	41.9	19.3	7.2		100.0	T			
				28.5	40.8	20.2	6.8		100.0	F	5		
		100.0	12.0	38.6	28.7	19.4	8.8		100.0	T			
		100.0	7.5	37.0	26.5	18.1	5.3		100.0	F	1A		
		100.0	18.2	38.2	27.6	17.7	7.0	2.8	100.0	T	1B		
		100.0		33.5	28.7	14.9	11.0		100.0	F	2		
32.7		100.0		13.5	23.3	19.6	24.5		100.0	T			
34.7		100.0		14.4	28.3	20.2	19.8		100.0	F	3		
32.0		100.0		3.5	25.8	36.3	22.8		100.0	T			
26.6		100.0		8.8	29.8	28.8	28.6		100.0	F	4		
28.5		100.0		5.6	27.4	33.4	21.4		100.0	T			

TAB.D2

EMPLOYEES ACCORDING TO ACTIVITY, SEX, QUALIFICATION, AGE AND TYPE OF EMPLOYMENT

( % )

ACTIVITY	NACE	QUALIFICATION	SEX	TYPE OF EMPLOYMENT FULL-TIME				REGIME DE TRAVAIL TEMPS-PLEIN			TYPE OF EMPLOYMENT PART-TIME															
				< 21	21-29	30-44	45-54	>= 55	TOG. ENS.	(*)	TOG. ENS.	< 21	21-29	30-44	45-54											
																AGE (COMPLETED YEARS)										
WHOLESALE TRADE	61	1A	M	0.2	24.6	43.7	21.5	8.9	1.1	100.0		11.0		30.1	31.1											
			F		19.0	44.5	24.6	10.7	0.7	100.0		11.8		31.5	16.8											
		1B	M	13.2	47.9	27.5	21.8	9.1	1.1	100.0		11.2		31.1	30.4											
			F	11.5	44.7	27.5	21.5	8.9	1.0	100.0				34.8	31.2											
			M	13.1	47.6	27.5	21.5	10.9	1.0	100.0				32.5	30.6											
			F	0.2	24.6	43.7	21.5	8.9	1.1	100.0		11.0		34.3	16.8											
		2	M	0.2	23.9	43.8	21.8	9.1	1.1	100.0		11.8		31.5	22.4											
			F	0.9	32.9	39.7	18.4	7.3	0.7	100.0		6.6		28.6	23.1											
		3	M	3.5	39.3	34.9	15.0	6.2	1.2	100.0		19.0		45.5	17.9											
			F	1.7	34.7	38.3	17.4	7.0	0.9	100.0		14.3		38.2	19.9											
		4	M	5.5	34.5	31.4	18.0	9.3	1.2	100.0	3.5	16.3		22.1	22.5											
			F	15.9	44.8	22.0	11.4	4.8	1.0	100.0	4.3	18.3		40.3	21.6											
		5	M	9.2	38.2	28.0	15.7	7.7	1.2	100.0	4.0	18.1		32.9	22.0											
			F	18.7	28.1	23.5	16.3	11.8	1.6	100.0	9.6	16.6		27.8	15.8											
		T	M	27.4	29.2	19.3	14.1	8.9	1.9	100.0	5.5	10.4		28.5	27.5											
			F	22.1	28.5	21.9	15.5	10.7	1.4	100.0	6.7	17.2		29.0	24.2											
			M	5.4	27.9	35.3	20.1	10.1	1.2	100.0	4.9	13.3		27.5	20.8											
			F	15.6	37.0	25.2	14.1	7.0	1.0	100.0	4.7	13.0		33.4	25.3											
			T	8.4	30.6	32.4	18.4	8.2	1.1	100.0	4.8	13.1		31.1	23.6											
FOOD, DRINK, TOBACCO	641/642	1A	M		8.4	41.5	27.5	21.8		100.0																
			F		14.0	52.0	26.3	6.7		100.0																
		1B	M		12.6	52.4	26.8	7.4		100.0																
			F		27.2	42.9	22.6	6.7	0.5	100.0																
		2	M	0.4	24.8	43.4	23.6	7.1	0.6	100.0			53.2													
			F	1.6	35.4	37.2	18.1	7.6		100.0			45.8		24.8											
		3	M	2.9	26.3	34.5	26.2	9.4	0.7	100.0		17.6		47.1	18.1											
			F	2.2	30.9	35.8	22.1	8.5	0.4	100.0	9.4	17.8		43.3	18.2											
		4	M	11.6	36.9	27.1	15.7	8.0	0.7	100.0	19.3	27.1		19.8	8.7											
			F	16.6	36.6	25.5	15.7	4.9	0.7	100.0	16.7	27.6		32.8	16.1											
		5	M	14.5	36.7	26.2	15.7	6.2	0.7	100.0	17.0	27.6		31.1	15.1											
			F	30.0	27.8	15.7	14.3	10.9	1.3	100.0	35.9	21.0		19.4	12.1											
		T	M	28.8	32.7	20.2	12.5	5.0	0.8	100.0	25.2	19.6		25.4	21.0											
			F	29.2	31.1	18.8	13.0	6.8	1.0	100.0	27.5	19.9		24.1	19.1											
			M	10.7	30.9	31.2	18.1	8.4	0.7	100.0	28.1	21.5		19.5	13.1											
			F	18.6	32.3	26.0	16.5	5.8	0.8	100.0	20.6	22.1		30.1	19.2											
			T	15.0	31.7	28.4	17.2	7.0	0.7	100.0	22.2	22.0		28.1	18.0											
DISPENSING CHEMISTS	643	1A	M		29.5	30.2	28.2			100.0																
			F		19.2	33.8	28.5	18.4		100.0																
		1B	M		50.5	28.6				100.0																
			F		32.8	31.6	22.2	13.4		100.0																
		2	M		22.4	27.6	28.3	20.8		100.0																
			F		43.0	29.6	18.6			100.0																
		3	M		31.4	28.4	24.1	15.5		100.0																
			F		34.1	27.1	22.2	14.1		100.0																
		4	M		45.2	27.8	14.1	7.7		100.0				51.3												
			F		41.3	27.5	16.9	10.0		100.0				48.5												
		5	M	6.5	30.2	24.9	17.4	24.7		100.0																
			F	5.6	30.2	21.9	26.0	13.5		100.0				45.3												
			T	19.2	30.2	22.5	24.4	15.6		100.0		17.7		35.9	19.5											
			M	17.2	30.6	17.0	17.8	17.4		100.0				30.7	30.8											
			F	17.6	25.6	18.3	17.0	21.4		100.0				30.1	27.9											
		T	M	3.3	23.8	28.3	23.1	21.0		100.0		29.9		19.0												
			F	7.6	35.7	23.0	20.5	12.6		100.0		14.3		37.6	22.5											
			T	6.2	31.8	24.7	21.3	15.3		100.0		17.7		33.5	21.3											
MEDICAL GOODS, COSMETICS, CLEANING MAT.	644	1A	M			37.4	27.1	20.4		100.0																
			F							100.0																
		1B	M		18.0	55.3	20.8			100.0																
			F			42.1		27.1		100.0																
		2	M		14.8	52.2	19.9	8.8		100.0																
			F		33.5	46.1	15.3	4.1		100.0																
		3	M		23.7	52.6	19.2	3.8		100.0																
			F		29.3	48.9	17.0	4.0		100.0																
		4	M		36.9	39.6	18.4			100.0																
			F	6.0	31.0	40.2	13.4	7.6		100.0				40.0												
			T	4.1	33.2	40.0	15.3	6.0		100.0				39.6	32.9											
		5	M	5.3	49.1	24.7	11.5	8.2		100.0																
			F	13.8	38.7	20.7	14.5	6.8	5.6	100.0		23.6		44.3												
			T	10.3	43.0	22.3	13.2	7.4	3.7	100.0		28.7		36.4												
			M	28.8	26.6	13.2	12.2	16.8		100.0																
			F	27.4	32.4	19.6	13.7	4.9		100.0				29.7	21.8											
			T	27.9	30.5	17.4	13.2	9.0		100.0		17.5		25.8	19.4											
			M	5.8	35.7	34.3	15.2	7.9	1.1	100.0				19.1	20.4											
			F	12.4	32.0	30.0	15.3	6.8	3.4	100.0				17.2	20.6											
			T	8.4	33.7	32.0	15.3	7.3	2.3	100.0	4.5	17.8		30.2	20.5											



SALARIES SELON L ACTIVITE, LE SEXE, LA QUALIFICATION, L AGE ET LE REGIME DE TRAVAIL

( 2 )

REGIME DE TRAVAIL TEMPS-PARTIEL		ALL TYPES OF EMPLOYMENT		ENS. DES REGIMES DE TRAVAIL		SEXE	QUALIFICATION	NACE	ACTIVITE			
AGE (ANNEES REVOLUES)		AGE (ANNEES REVOLUES)		AGE (ANNEES REVOLUES)								
>= 55 (*)	T06. ENS.	< 21 21	21 29	30 44	45 54					>= 55 (*)	T06. ENS.	
33.6	100.0	-	3.4	35.6	36.3	23.6	1.1	100.0	M F T M F T M F T M F T M F T M F T M F T M F T M F T M F T	1A 61	COMMERCE DE GROS	
33.7	100.0	-	3.3	21.5	36.0	38.7	1.1	100.0				
27.5	100.0	-	13.1	47.7	27.5	10.6	1.0	100.0				
28.8	100.0	-	11.4	44.4	27.6	15.0	-	100.0				
30.5	100.0	0.2	12.9	47.4	27.5	11.1	1.0	100.0				
25.5	100.0	0.2	24.3	43.5	21.5	9.3	1.2	100.0				
28.5	100.0	0.2	18.0	44.4	24.4	11.3	0.8	100.0				
40.5	100.0	0.2	23.7	43.6	21.8	9.6	1.1	100.0				
15.3	100.0	0.8	32.6	39.6	18.5	7.7	0.7	100.0				
24.7	100.0	3.4	30.4	35.3	15.1	6.5	1.2	100.0				
34.6	100.0	1.7	34.3	38.3	17.5	7.4	0.9	100.0				
12.2	100.0	5.4	34.2	31.2	18.1	9.8	1.2	100.0				
21.3	100.0	15.4	43.7	22.8	11.9	5.1	1.1	100.0				
27.7	100.0	9.1	37.7	28.2	15.8	8.1	1.2	100.0				
24.9	100.0	18.2	27.5	23.7	16.3	12.7	1.6	100.0				
25.7	100.0	2.2	25.6	21.3	16.7	12.0	1.3	100.0				
31.1	100.0	2.3	20.3	28.7	22.7	16.5	1.5	100.0				
21.4	100.0	2.4	5.4	27.6	35.1	20.2	10.8	1.2				100.0
25.1	100.0	2.2	14.7	34.9	25.9	15.1	8.3	1.1				100.0
-	100.0	2.3	8.2	28.8	32.3	18.6	9.8	1.2				100.0
-	100.0	-	9.5	38.7	29.3	21.8	-	100.0				
-	100.0	-	8.6	40.4	28.4	21.8	-	100.0				
-	100.0	-	14.0	52.2	26.1	6.7	-	100.0				
-	100.0	-	-	52.7	30.9	10.9	-	100.0				
-	100.0	-	-	52.3	26.9	7.3	-	100.0				
-	100.0	-	12.7	42.8	22.7	6.9	0.5	100.0				
-	100.0	-	18.1	45.2	26.1	8.4	-	100.0				
-	100.0	0.4	24.6	43.4	23.8	7.3	0.6	100.0				
-	100.0	1.7	35.1	36.9	18.1	8.0	-	100.0				
-	100.0	3.4	25.6	35.5	25.5	9.3	0.6	100.0				
11.3	100.0	2.6	30.3	36.2	21.9	8.6	0.4	100.0				
25.1	100.0	11.8	36.7	28.9	15.5	8.4	0.7	100.0				
8.0	100.0	16.6	35.5	28.4	15.7	5.1	0.7	100.0				
8.4	100.0	14.7	38.0	29.6	15.6	8.4	0.7	100.0				
10.6	100.0	30.0	28.9	16.2	14.1	10.8	1.2	100.0				
6.7	100.0	28.1	30.2	21.2	14.1	5.3	1.1	100.0				
7.5	100.0	1.8	28.9	28.2	19.7	14.1	6.9	1.1	100.0			
16.1	100.0	11.4	30.5	30.7	17.9	8.7	0.7	100.0				
8.5	100.0	18.9	30.8	26.6	16.9	5.8	0.9	100.0				
8.3	100.0	15.7	30.7	26.4	17.3	7.1	0.8	100.0				
-	100.0	-	35.5	-	-	-	-	100.0				
-	100.0	-	30.8	28.0	26.3	-	-	100.0				
-	100.0	-	21.3	32.8	28.6	17.3	-	100.0				
-	100.0	-	48.3	28.7	15.3	-	-	100.0				
-	100.0	-	33.9	31.4	22.4	12.4	-	100.0				
-	100.0	-	24.4	26.0	29.2	19.6	-	100.0				
-	100.0	-	41.5	32.3	17.1	-	-	100.0				
-	100.0	-	32.5	28.0	23.5	14.6	-	100.0				
-	100.0	-	34.9	26.9	21.4	14.4	-	100.0				
-	100.0	-	40.8	31.6	12.5	9.8	-	100.0				
-	100.0	-	38.0	30.1	15.4	11.3	-	100.0				
-	100.0	-	32.8	22.7	15.8	27.2	-	100.0				
-	100.0	6.2	27.9	24.5	25.7	14.1	-	100.0				
24.5	100.0	5.2	28.7	24.1	23.8	16.7	-	100.0				
-	100.0	18.8	-	24.5	15.2	35.5	-	100.0				
23.4	100.0	14.3	23.1	21.3	21.8	19.2	-	100.0				
25.0	100.0	14.8	18.8	22.0	20.4	22.8	-	100.0				
28.7	100.0	3.5	24.5	27.2	22.4	21.9	-	100.0				
20.2	100.0	8.8	31.7	25.7	20.8	14.0	-	100.0				
22.1	100.0	5.8	29.5	26.2	21.3	16.4	0.7	100.0				
-	100.0	-	-	35.0	38.6	20.2	-	100.0				
-	100.0	-	-	32.1	32.2	21.7	-	100.0				
-	100.0	-	17.3	53.1	21.3	-	-	100.0				
-	100.0	-	-	40.3	-	38.1	-	100.0				
-	100.0	-	14.2	50.1	28.2	12.4	-	100.0				
-	100.0	-	31.7	44.8	16.8	8.0	-	100.0				
-	100.0	-	23.9	52.7	19.1	3.7	-	100.0				
-	100.0	-	28.4	48.2	17.3	5.8	-	100.0				
-	100.0	-	36.4	39.8	18.8	-	-	100.9				
-	100.0	5.4	28.0	40.2	16.8	7.6	-	100.0				
-	100.0	3.9	31.6	39.9	16.9	6.3	-	100.0				
-	100.0	5.5	46.8	24.4	11.8	8.1	-	100.0				
-	100.0	13.2	37.7	22.2	14.1	7.7	5.2	100.0				
23.8	100.0	10.8	42.2	23.1	12.8	8.3	3.5	100.0				
-	100.0	26.5	28.6	13.7	12.4	17.8	-	100.0				
28.1	100.0	23.2	29.1	21.4	15.2	9.1	-	100.0				
27.8	100.0	24.3	28.2	18.8	14.2	12.8	2.3	100.0				
32.0	100.0	5.8	34.8	33.3	15.5	9.3	1.3	100.0				
28.1	100.0	11.5	38.6	38.8	15.8	8.1	3.3	100.0				
23.8	100.0	9.8	32.5	31.8	15.7	8.7	2.4	100.0				

TAB.D2

EMPLOYEES ACCORDING TO ACTIVITY, SEX,  
QUALIFICATION, AGE AND TYPE OF  
EMPLOYMENT

( % )

ACTIVITY	NACE	Q U A L I F I C A T I O N	S E X	TYPE OF EMPLOYMENT		REGIME DE TRAVAIL		TYPE OF EMPLOYMENT								
				FULL-TIME		TEMPS-PLEIN		PART-TIME								
				AGE												
				(COMPLETED YEARS)												
		<u>&lt; 21</u>		<u>21 - 29</u>	<u>30 - 39</u>	<u>40 - 49</u>	<u>&gt;= 50</u>		<u>&lt; 21</u>	<u>21 - 29</u>	<u>30 - 39</u>	<u>40 - 49</u>				
								TOG. (°)	ENS.							
CLOTHING	645	1A	M	-	-	34.7	32.1	27.0	-	100.0	-	-	-	-		
			F	-	-	34.7	-	43.3	-	100.0	-	-	-	-	-	
		1B	M	-	4.0	34.7	29.4	29.9	-	100.0	-	-	-	-	40.8	
			F	-	13.4	44.9	26.3	14.2	-	100.0	-	-	-	-	-	
		2	M	-	11.9	31.2	33.0	23.9	-	100.0	-	-	-	-	-	
			F	-	13.0	40.7	28.3	17.2	-	100.0	-	-	-	-	-	
		3	M	-	17.5	33.3	27.6	21.2	-	100.0	-	-	-	-	-	
			F	-	17.0	40.7	25.5	15.9	-	100.0	-	-	-	37.1	32.0	
		4	M	-	7.4	34.8	27.7	18.1	-	100.0	-	-	-	34.6	26.9	
			F	2.1	27.7	30.9	23.8	15.5	-	100.0	-	-	-	-	-	
		5	M	4.4	26.5	32.8	22.5	13.4	-	100.0	-	-	-	47.2	23.0	
			F	3.6	26.9	32.1	22.9	14.1	-	100.0	11.4	-	-	40.6	19.9	
FOOTWEAR, LEATHER GOODS	646	1A	M	12.9	31.4	25.1	18.5	11.2	0.9	100.0	5.2	16.1	35.5	31.7		
			F	11.9	32.1	25.6	18.4	11.2	0.9	100.0	5.2	16.3	34.3	29.9		
		1B	M	21.8	32.2	13.5	11.1	20.7	-	100.0	10.9	22.5	25.8	-		
			F	29.3	29.4	20.1	12.2	8.0	1.1	100.0	9.4	15.1	30.8	24.9		
		2	M	28.0	29.9	19.0	12.0	10.2	1.0	100.0	9.6	16.0	30.2	22.9		
			F	5.9	24.4	29.9	22.0	17.1	0.7	100.0	7.9	13.8	26.1	15.5		
		3	M	15.4	28.5	25.9	17.9	11.4	0.9	100.0	7.2	14.8	33.5	28.0		
			F	12.7	27.4	27.0	19.1	13.0	0.8	100.0	7.3	14.7	32.5	26.4		
		FURN. FABRICS, HOUSEHOLD TEXTILES	647	1A	M	-	-	31.5	33.6	25.3	-	100.0	-	-	-	-
					F	-	-	31.5	33.6	25.3	-	100.0	-	-	-	-
				1B	M	-	6.5	26.7	34.6	30.0	-	100.0	-	-	-	-
					F	-	21.5	44.2	20.8	13.5	-	100.0	-	-	-	-
2	M			-	10.1	42.8	23.1	24.0	-	100.0	-	-	-	-		
	F			-	18.1	43.8	21.5	16.6	-	100.0	-	-	-	-		
3	M			-	32.4	38.8	17.7	7.2	-	100.0	-	-	-	-		
	F			-	24.7	43.4	18.1	12.3	-	100.0	-	-	-	-		
4	M			-	27.6	41.6	18.0	10.4	-	100.0	1.8	-	-	-		
	F			-	42.7	24.6	-	-	-	100.0	-	-	-	-		
5	M			3.4	38.6	30.5	16.0	10.7	-	100.0	-	-	-	41.5		
	F			25.8	39.2	29.6	15.4	10.5	-	100.0	-	-	-	40.2		
T	M	24.6	41.0	18.0	8.8	6.0	1.7	100.0	6.7	24.9	39.6	18.8				
	F	24.8	40.3	17.6	9.0	6.8	1.5	100.0	6.7	24.2	36.7	17.5				
HOUSEHOLD FITMENTS, APPLIANCES	648/649	1A	M	26.0	32.7	17.0	7.7	16.6	-	100.0	-	-	-			
			F	46.7	30.5	10.9	6.7	4.0	1.2	100.0	25.6	20.0	27.9	16.2		
		1B	M	43.5	30.9	11.8	6.9	5.9	1.0	100.0	25.4	18.6	27.5	16.0		
			F	10.4	27.6	29.9	17.1	14.0	1.0	100.0	15.0	-	23.8	14.9		
		2	M	25.7	34.6	20.2	10.5	7.5	1.5	100.0	18.2	21.7	32.5	17.6		
			F	22.2	33.0	22.4	12.1	9.0	1.4	100.0	17.8	20.3	31.4	17.3		
		3	M	-	-	30.8	37.2	25.0	-	100.0	-	-	-	-		
			F	-	-	30.8	37.2	25.0	-	100.0	-	-	-	-		
		4	M	-	-	30.2	35.5	28.3	-	100.0	-	-	-	-		
			F	16.7	40.6	23.7	17.7	-	-	100.0	-	-	-	-		
		5	M	-	14.7	37.2	26.7	18.5	-	100.0	-	-	-	-		
			F	-	25.7	39.1	19.3	12.2	-	100.0	-	-	-	-		
T	M	-	21.9	25.0	36.3	-	-	100.0	-	-	-	-				
	F	-	24.3	34.1	25.3	13.2	-	100.0	-	-	-	-				
HOUSEHOLD FITMENTS, APPLIANCES	648/649	1A	M	-	31.0	35.5	21.3	-	100.0	-	-	-	-			
			F	-	31.6	38.4	13.0	-	100.0	-	-	-	25.2	44.8		
		1B	M	8.3	31.3	37.0	16.9	9.3	-	100.0	-	-	-	25.4		
			F	10.0	32.2	30.7	16.2	8.4	-	100.0	-	-	-	32.5		
		2	M	9.3	34.2	31.3	15.5	7.6	2.1	100.0	-	15.3	30.9	27.7		
			F	32.5	23.9	-	-	-	-	100.0	-	-	-	-		
		3	M	31.3	35.8	13.3	9.9	8.8	-	100.0	24.2	14.5	25.6	18.1		
			F	31.3	35.8	12.4	11.5	9.9	-	100.0	26.1	16.1	21.2	17.1		
		4	M	6.8	28.3	32.5	19.1	10.2	3.1	100.0	-	-	28.3	18.4		
			F	12.9	31.2	27.3	16.4	10.4	1.7	100.0	10.6	9.7	27.2	32.8		
		5	M	10.2	29.9	29.6	17.6	10.3	2.3	100.0	10.7	10.4	27.4	29.7		
			F	-	6.4	34.3	37.2	21.3	-	100.0	-	-	-	-		
T	M	-	6.3	32.9	37.8	34.5	-	100.0	-	-	-	-				
	F	-	12.2	51.5	24.7	11.5	-	100.0	-	-	-	-				
1B	M	-	49.2	29.9	17.9	-	-	100.0	-	-	-	-				
	F	-	10.4	51.1	25.7	12.7	-	100.0	-	-	-	-				
2	M	1.0	27.1	43.2	21.9	6.4	-	100.0	-	-	-	-				
	F	-	20.3	43.4	24.5	9.4	-	100.0	-	-	-	-				
3	M	1.1	25.8	43.2	22.4	7.0	-	100.0	-	-	-	40.5				
	F	1.8	32.5	40.2	17.8	6.8	1.0	100.0	-	-	31.5	24.7				
4	M	5.4	35.0	33.9	18.8	6.7	-	100.0	-	30.7	40.1	23.1				
	F	3.0	33.3	38.1	18.1	6.7	0.7	100.0	-	25.1	37.1	23.7				
5	M	6.5	43.0	30.1	13.2	6.4	0.9	100.0	-	27.4	22.4	22.3				
	F	16.0	40.8	24.3	12.2	5.4	1.3	100.0	-	20.9	42.3	19.5				
T	M	9.4	42.3	28.3	12.9	6.1	1.0	100.0	-	24.2	32.3	20.9				
	F	28.2	34.6	15.2	10.5	9.7	1.9	100.0	18.4	26.0	21.3	11.1				
T	M	25.8	30.7	20.1	15.2	7.1	-	100.0	6.1	17.9	28.5	29.3				
	F	27.2	32.9	17.3	12.5	8.6	1.5	100.0	9.0	19.8	26.8	24.9				
T	M	7.6	34.2	32.8	16.5	7.9	0.9	100.0	9.3	22.3	23.8	20.3				
	F	14.8	33.9	27.2	16.0	7.2	0.9	100.0	4.6	20.2	33.0	26.7				
T	M	9.8	34.1	31.1	16.3	7.7	0.9	100.0	6.2	20.9	28.8	24.5				
	F	-	-	-	-	-	-	100.0	-	-	-	-				

SALARIES SELON L ACTIVITE, LE SEXE, LA QUALIFICATION, L AGE ET LE REGIME DE TRAVAIL

( 2 )

REGIME DE TRAVAIL TEMPS-PARTIEL		ALL TYPES OF EMPLOYMENT		ENS. DES REGIMES DE TRAVAIL		SEXE	QUALIFICATION	MAGE	ACTIVITE				
AGE (ANNEES REVOLUES)													
>= 55	(*)	100. ENS.	< 21 29	21 30 29 44	30 45 44 54					>= 55	(*)	100. ENS.	
		100.0	-	35.1	33.1	25.6		100.0	M	1A	645	ARTICLES D HABILLEMENT	
		100.0	-	29.2	21.3	43.7		100.0	F				
		100.0	-	3.6	33.9	30.7		100.0	M	1B			
		100.0	-	12.8	45.0	27.5		100.0	F				
		100.0	-	11.2	30.5	32.8		100.0	M	2			
		100.0	-	12.3	40.5	29.1		100.0	F				
		100.0	-	16.9	33.1	27.0		100.0	M	3			
		100.0	-	16.7	40.3	26.1		100.0	F				
26.1		100.0	-	16.8	37.1	26.5		100.0	M	4			
		100.0	2.9	26.6	30.0	23.4		100.0	F				
		100.0	4.7	25.0	34.0	22.5		100.0	M	5			
19.3		100.0	4.1	25.5	32.7	22.8		100.0	F				
53.3		100.0	7.3	34.1	27.2	17.3		100.0	M	T			
10.6		100.0	11.8	20.3	26.5	20.4	0.9	100.0	F				
13.5		100.0	11.1	30.1	26.6	19.9	0.9	100.0	M				
30.0		100.0	19.9	30.5	15.7	10.5		100.0	F				
19.0	1.7	100.0	24.2	25.8	22.8	15.4	1.3	100.0	M				
19.5	1.0	100.0	23.5	26.6	21.7	14.6	1.2	100.0	F				
34.1		100.0	6.1	23.7	29.6	21.5	18.3	0.8	100.0	M			
15.1	1.3	100.0	14.0	26.2	27.1	19.6	12.0	1.0	100.0	F			
17.6	1.5	100.0	11.9	25.6	27.0	20.1	13.7	0.9	100.0	M	1A	646	CHAUSSURES, MAROQUINERIE
		100.0	-	7.8	31.4	33.4	25.5	100.0	F				
		100.0	-	6.8	26.6	34.1	29.8	100.0	M	1B			
		100.0	-	20.8	43.9	21.2	14.1	100.0	F				
		100.0	-	10.7	41.7	24.1	23.4	100.0	M	2			
		100.0	-	17.8	43.3	22.1	16.9	100.0	F				
		100.0	-	32.4	38.6	17.2	8.0	100.0	M	3			
		100.0	-	25.0	43.3	17.9	12.4	100.0	F				
		100.0	-	27.8	41.5	17.7	10.7	1.8	100.0	M	4		
		100.0	3.5	36.6	31.5	16.5	9.9	100.0	F				
		100.0	4.0	37.1	30.6	15.9	9.7	100.0	M	5			
0.7		100.0	24.7	33.6	14.8	10.6	15.8	100.0	F				
13.1		100.0	23.1	38.8	19.8	9.6	6.2	1.7	100.0	M	T		
32.8		100.0	23.3	39.0	19.2	9.7	7.3	1.5	100.0	F			
7.2		100.0	25.6	28.4	17.7	8.4	10.5	100.0	M	1A	647	TISSUS D AMEUBLEMENT	
0.4	3.0	100.0	42.2	28.2	14.6	8.7	4.7	1.6	100.0	F			
34.1		100.0	38.9	28.4	15.0	8.7	6.6	1.4	100.0	M	1B		
7.4	2.5	100.0	10.7	26.6	29.4	16.9	15.3	1.0	100.0	F			
10.7	2.4	100.0	24.8	33.0	21.7	11.4	7.4	1.6	100.0	M	2		
		100.0	21.7	31.6	25.4	12.6	9.2	1.5	100.0	F			
		100.0	-	36.3	32.0	24.6	100.0	M	1A	648/649	EQUIPEMENT DU FOYER		
		100.0	-	35.0	32.0	27.8	100.0	F					
		100.0	-	16.5	40.8	23.4	18.8	100.0	M	1B			
		100.0	-	14.8	36.8	28.4	19.3	100.0	F	2			
		100.0	-	24.3	39.8	20.5	12.0	100.0	M	3			
		100.0	-	21.0	26.4	36.5	100.0	F					
		100.0	-	23.1	35.1	26.0	12.9	100.0	M	4			
		100.0	-	31.2	35.1	22.0	100.0	F					
25.2		100.0	-	17.6	32.2	28.0	17.2	100.0	M	5			
24.0		100.0	-	22.2	33.2	26.0	14.1	100.0	F				
		100.0	7.9	35.1	32.1	14.7	7.2	3.1	100.0	M	T		
		100.0	9.9	31.0	30.8	17.8	9.1	100.0	F				
		100.0	9.1	32.5	31.3	16.5	8.3	2.2	100.0	M	1A	648/649	EQUIPEMENT DU FOYER
		100.0	33.0	23.8	15.2	15.1	100.0	F					
15.1		100.0	29.2	28.5	16.9	12.3	10.6	100.0	M	2			
18.0		100.0	30.1	28.2	14.8	13.0	11.7	100.0	F				
25.0		100.0	7.2	27.1	32.2	18.0	11.5	3.1	100.0	M	3		
17.8		100.0	12.3	26.7	27.3	18.8	11.9	1.8	100.0	F			
10.3		100.0	10.3	28.9	29.3	19.5	11.7	2.3	100.0	M	4		
		100.0	-	6.3	33.4	37.4	22.2	100.0	F				
		100.0	-	24.7	36.6	33.6	100.0	M	1B				
		100.0	-	8.2	32.3	37.3	23.8	100.0	F				
		100.0	-	12.2	51.1	24.8	12.0	100.0	M	2			
		100.0	-	47.5	38.4	17.9	100.0	F					
		100.0	-	18.4	58.4	25.9	13.1	100.0	M	3			
		100.0	1.0	26.9	43.0	22.1	6.8	100.0	F				
		100.0	-	28.8	43.7	24.5	8.8	100.0	M	4			
		100.0	1.1	23.7	43.2	22.6	7.0	100.0	F				
24.0		100.0	1.9	31.7	39.8	18.1	7.5	1.9	100.0	M	5		
		100.0	4.8	34.4	34.8	18.4	6.4	100.0	F				
11.8		100.0	2.9	32.7	38.0	18.5	7.1	0.7	100.0	M	T		
22.3		100.0	6.5	42.4	29.8	13.5	8.0	0.9	100.0	F			
12.2		100.0	15.1	38.4	25.6	12.7	5.9	1.3	100.0	M	1A	648/649	EQUIPEMENT DU FOYER
17.3		100.0	9.2	41.5	28.5	13.2	6.8	1.8	100.0	F			
21.1		100.0	27.2	33.6	15.8	10.6	10.0	1.9	100.0	M	2		
15.0	2.4	100.0	19.1	26.3	22.0	20.0	10.1	1.5	100.0	F			
17.1	2.3	100.0	23.1	30.8	18.4	15.3	10.5	1.7	100.0	M	3		
23.0		100.0	7.7	33.7	32.4	16.6	8.6	0.9	100.0	F			
13.3	2.1	100.0	13.0	31.5	28.2	17.8	8.2	1.1	100.0	M	4		
16.7	1.9	100.0	9.5	33.8	31.8	17.0	8.5	1.0	100.0	F			

TAB.D2

EMPLOYEES ACCORDING TO ACTIVITY, SEX,  
QUALIFICATION, AGE AND TYPE OF  
EMPLOYMENT

( % )

ACTIVITY	NACE	Q U A L I F I C A T I O N	S E X	TYPE OF EMPLOYMENT				REGIME DE TRAVAIL				TYPE OF EMPLOYMENT							
				FULL-TIME				TEMPS-PLEIN				PART-TIME							
				AGE (COMPLETED YEARS)															
< 21	21 - 29	30 - 44	45 - 54	>= 55	(°)	TOT. EMS.	< 21	21 - 29	30 - 44	45 - 54	< 21	21 - 29	30 - 44	45 - 54					
BOOKS, NEWSPRS., STATIONERY, OFFICE SUPPS.	653	1A	M	-	5.6	31.9	38.3	22.0	-	100.0	-	-	-	-	-				
			F	-	-	30.8	25.1	41.9	-	100.0	-	-	-	-	-				
			T	-	5.0	31.7	36.1	25.3	-	100.0	-	-	-	-	-	-			
			1B	M	-	19.5	42.2	25.4	11.5	-	100.0	-	-	-	-	-	-		
				F	-	13.9	44.1	27.6	13.7	-	100.0	-	-	-	-	-	-		
			2	M	9.7	41.3	29.2	12.3	6.1	1.3	100.0	-	-	48.7	15.2	-	-		
				F	11.4	35.1	31.9	14.7	5.4	1.5	100.0	20.0	-	45.6	12.5	13.3	-		
			3	M	10.5	38.3	30.5	13.4	5.8	1.4	100.0	18.2	-	47.2	13.8	11.9	-		
				F	-	43.9	34.0	11.9	7.7	-	100.0	-	-	24.3	29.0	36.0	-		
			4	M	2.2	41.7	32.6	15.6	7.2	-	100.0	-	-	23.2	31.8	33.3	-		
				F	6.8	45.3	26.8	12.5	7.6	-	100.0	-	-	-	26.2	-	-		
			5	M	13.1	40.9	22.8	14.6	7.3	1.3	100.0	-	-	21.4	39.0	25.9	-		
				F	10.6	42.7	24.4	13.7	7.4	1.2	100.0	-	-	16.4	33.4	18.0	-		
			T	M	22.9	41.7	12.2	10.3	11.4	-	100.0	11.2	-	27.5	25.5	13.8	-		
				F	31.5	36.5	16.5	8.2	6.9	-	100.0	8.7	-	16.3	26.2	26.0	-		
			OTHER RETAIL DISTRIBUTION	654/655	1A	M	-	-	34.6	34.0	25.1	-	100.0	-	-	-	-	-	
						F	-	-	28.1	31.2	40.7	-	100.0	-	-	-	-	-	
			T			-	-	33.6	33.5	27.6	-	100.0	-	-	-	-	-	-	
			1B			M	-	13.0	39.9	28.6	17.2	-	100.0	-	-	-	-	-	-
						F	-	-	44.1	27.0	16.0	-	100.0	-	-	-	-	-	-
			2			M	-	12.5	40.9	28.2	16.9	-	100.0	-	-	-	-	-	-
						F	-	23.6	46.7	19.3	9.8	-	100.0	-	-	-	-	-	-
			3			M	-	16.6	39.6	31.6	11.6	-	100.0	-	-	26.0	44.9	24.7	-
						F	-	21.5	44.6	23.1	10.4	-	100.0	-	-	22.8	39.2	25.7	-
4	M	-	35.0			37.4	18.1	7.6	-	100.0	-	-	-	-	-	-			
	F	-	26.9			36.4	23.0	10.3	-	100.0	-	-	25.2	42.4	24.4	-			
5	M	4.6	34.2			31.2	18.5	10.4	1.2	100.0	-	-	24.1	43.0	24.0	-			
	F	10.9	32.7			27.1	17.9	10.0	1.4	100.0	-	-	17.8	41.9	26.1	-			
T	M	7.3	33.5			29.4	18.3	10.2	1.3	100.0	-	-	14.9	35.0	26.3	-			
	F	13.7	30.5			25.2	16.5	10.2	3.9	100.0	-	-	-	21.1	19.3	-			
VARIOUS NON-FOOD PRODUCTS	656	1A	M			25.8	29.7	20.5	12.5	8.4	3.1	100.0	-	10.7	25.2	30.6	-		
			F			19.9	30.1	22.8	14.5	9.3	3.5	100.0	4.0	-	11.2	24.2	27.8		
T			4.6			28.5	33.4	20.2	11.7	1.6	100.0	5.2	-	9.4	24.2	23.2			
1B			M			12.3	28.4	28.1	18.7	10.6	1.9	100.0	1.4	-	18.8	37.6	26.5		
			F			7.8	28.4	31.2	19.6	11.2	1.7	100.0	2.3	-	16.6	34.4	25.7		
2			M			-	-	32.4	38.9	23.3	-	100.0	-	-	-	-	-	-	
			F			-	-	66.1	-	-	-	100.0	-	-	-	-	-	-	
3			M			-	10.8	54.0	23.1	11.5	-	100.0	-	-	-	-	-	-	
			F			-	8.7	47.3	27.8	14.0	-	100.0	-	-	-	-	-	-	
4			M	-	9.9	51.1	25.1	12.6	-	100.0	-	-	-	-	-	-			
			F	-	23.0	45.3	20.8	10.8	-	100.0	-	-	-	-	-	-			
5			M	-	17.0	44.3	25.2	12.6	-	100.0	-	-	-	-	-	-			
			F	-	19.7	44.8	23.3	11.8	-	100.0	-	-	-	-	-	-			
T			M	3.1	30.0	29.7	26.5	10.7	-	100.0	-	-	-	-	-	-			
			F	4.0	26.4	35.5	21.9	11.5	-	100.0	-	-	15.0	24.1	34.8				
RETAIL TRADE			64/653- 656	1A	M	3.8	27.4	33.9	23.2	11.2	-	100.0	-	15.7	26.0	32.8	-		
					F	5.4	33.4	26.7	20.3	14.1	-	100.0	-	-	32.2	-	-		
T					10.1	31.9	27.4	21.1	9.1	0.4	100.0	13.0	-	21.9	28.9	27.2			
1B					M	8.8	32.3	27.2	20.9	10.5	0.3	100.0	13.8	-	22.9	27.3	24.9		
					F	18.5	26.8	19.7	16.9	17.6	-	100.0	28.3	-	30.4	10.6	-		
2					M	21.3	30.0	20.2	18.4	9.5	0.5	100.0	20.3	-	19.8	26.7	21.6		
					F	20.6	29.2	20.1	18.0	11.6	0.5	100.0	21.5	-	21.3	24.3	19.4		
3					M	6.3	26.0	32.1	21.4	13.9	0.6	100.0	21.5	-	29.6	15.5	8.9		
					F	11.2	28.0	29.1	21.1	10.2	0.6	100.0	15.8	-	20.3	26.9	24.9		
4	M	9.7			27.4	30.0	21.2	11.3	0.5	100.0	16.6	-	21.5	25.4	22.7				
	F	-			6.5	35.4	33.8	23.0	1.4	100.0	-	-	-	24.7	40.0				
5	M	-			4.2	34.2	28.1	32.4	-	100.0	-	-	-	-	-	-			
	F	-			6.2	35.2	32.9	24.4	1.3	100.0	-	-	-	25.9	37.1				
T	M	-			13.7	50.1	25.1	10.4	0.8	100.0	-	-	-	42.5	30.2				
	F	-			9.3	45.6	28.2	15.6	1.3	100.0	-	-	-	23.6	28.7				
RETAIL TRADE	64/653- 656	1A			M	-	12.5	48.9	25.9	11.8	0.9	100.0	-	12.7	35.0	30.0	-		
					F	0.9	27.4	41.8	21.5	7.9	0.5	100.0	-	-	21.3	18.2	25.1		
T					1.9	20.6	42.5	24.1	10.0	0.9	100.0	2.8	-	24.5	38.9	22.8			
1B					M	1.3	25.0	42.0	22.4	8.6	0.6	100.0	3.2	-	23.5	33.7	23.5		
					F	1.9	33.8	36.4	19.3	8.3	0.4	100.0	4.2	-	17.7	29.4	23.4		
2					M	3.6	28.3	34.5	22.8	10.0	0.7	100.0	5.0	-	18.4	38.2	26.0		
					F	2.8	30.9	35.4	21.2	9.2	0.6	100.0	4.8	-	18.3	36.6	25.5		
3					M	8.9	38.2	28.0	15.6	6.6	0.8	100.0	13.0	-	24.9	19.6	12.5		
					F	14.5	35.3	25.4	16.8	7.1	0.9	100.0	12.0	-	23.2	33.3	22.3		
4			M	12.2	36.5	26.5	16.3	7.7	0.8	100.0	12.2	-	23.5	31.2	20.8				
			F	26.6	29.4	16.4	13.8	12.4	1.4	100.0	27.8	-	23.1	18.8	11.1				
5			M	27.3	31.7	19.8	13.6	6.5	0.9	100.0	18.9	-	18.4	26.8	22.8				
			F	27.3	30.9	18.7	13.6	6.4	1.0	100.0	20.6	-	19.3	25.3	20.5				
T			M	8.7	30.8	31.6	18.3	9.8	0.8	100.0	18.7	-	21.8	20.9	15.2				
			F	16.0	31.2	26.7	17.5	7.9	0.9	100.0	14.6	-	20.1	30.5	23.0				
RETAIL TRADE			64/653- 656	1A	M	12.7	31.0	28.8	17.8	8.7	0.8	100.0	15.4	-	20.4	28.6	21.5		

SALARIES SELON L ACTIVITE, LE SEXE, LA QUALIFICATION, L AGE ET LE REGIME DE TRAVAIL

( 3 )

REGIME DE TRAVAIL TEMPS-PARTIEL		ALL TYPES OF EMPLOYMENT		ENS. DES REGIMES DE TRAVAIL		SEX E	O U A L I F I C A T I O N	MACE	ACTIVITE			
AGE (ANNEES REVOLUES)		AGE (ANNEES REVOLUES)		AGE (ANNEES REVOLUES)								
>= 55	(*) TOG. ENS.	< 21	21 29	30 44	45 54					>= 55	(*) TOG. ENS.	
..	..	..	5.9	31.4	38.2	22.3	..	100.0	M	653	LIVRES, JOURN., PAPIER, ED. BUREAU	
..	..	..	..	31.8	27.7	38.2	..	100.0	F			
..	..	..	..	5.2	31.4	36.3	25.2	..	100.0			T
..	..	..	..	18.1	42.5	25.2	11.8	..	100.0			M
..	..	..	..	13.6	43.5	28.4	13.8	..	100.0			F
..	..	..	..	17.5	42.8	28.2	12.4	..	100.0			T
..	..	..	..	10.1	41.5	28.4	6.3	1.3	100.0			M
..	..	10.1	41.5	28.4	14.6	5.4	1.6	100.0	F			
..	..	11.9	35.7	38.8	13.3	5.9	1.4	100.0	T			
7.5	..	11.0	38.8	29.6	17.3	8.0	..	100.0	M			
..	..	..	30.5	32.9	17.3	7.2	..	100.0	F			
..	..	..	2.4	37.6	32.0	19.8	7.6	..	100.0			T
..	..	..	2.2	38.5	32.4	18.7	7.6	..	100.0			M
8.4	..	..	7.3	43.2	26.8	12.2	9.5	1.0	100.0			F
48.0	..	..	12.8	39.8	23.7	15.2	7.3	1.3	100.0			T
..	..	..	10.5	41.2	24.9	14.0	8.2	1.2	100.0			M
22.0	..	..	20.8	39.1	14.7	10.9	13.2	..	100.0			F
21.1	..	..	25.6	31.3	19.0	12.8	10.0	1.2	100.0			T
19.3	3.5	..	24.0	33.8	17.6	12.2	11.1	1.3	100.0			M
19.8	2.8	..	8.6	37.4	27.8	15.2	9.8	1.2	100.0			F
19.2	..	..	14.1	35.2	25.9	15.5	8.1	1.3	100.0	T		
14.5	2.7	..	11.6	36.2	26.8	15.3	8.8	1.2	100.0	M		
18.4	1.8	..	..	..	34.1	32.9	26.9	..	100.0	F		
..	..	..	..	..	32.4	29.3	38.2	..	100.0	T		
..	..	..	..	..	33.8	32.3	28.6	..	100.0	M		
..	..	..	..	13.1	39.7	28.3	17.7	..	100.0	F		
..	..	..	..	..	45.5	25.4	17.1	..	100.0	T		
..	..	..	..	12.4	41.1	27.6	17.5	..	100.0	M		
..	..	..	..	22.8	44.9	20.0	11.4	..	100.0	F		
..	..	..	..	20.1	41.6	29.0	8.0	..	100.0	T		
..	..	..	..	21.7	43.6	23.5	10.1	..	100.0	M		
..	..	..	..	33.9	38.0	18.0	8.0	..	100.0	F		
..	..	..	..	26.2	38.9	23.6	8.2	..	100.0	T		
5.3	..	..	1.3	29.3	38.6	21.3	8.1	1.4	100.0	M		
8.1	..	..	..	..	30.5	19.1	11.4	1.9	100.0	F		
25.3	..	..	4.7	32.5	30.5	19.1	11.4	1.9	100.0	T		
12.2	..	..	8.1	30.2	29.5	18.2	10.3	1.5	100.0	M		
16.5	5.4	..	6.7	31.5	30.0	19.1	10.9	1.7	100.0	F		
20.2	..	..	13.1	28.2	25.2	16.7	12.3	4.4	100.0	T		
26.6	..	..	18.2	24.3	21.8	17.6	13.5	3.5	100.0	M		
27.2	5.8	..	16.5	28.1	23.3	17.2	13.0	3.9	100.0	F		
29.1	8.9	..	4.7	27.0	32.8	20.4	12.9	2.2	100.0	T		
13.3	2.3	..	8.4	25.8	30.6	20.8	11.3	2.0	100.0	M		
17.1	3.9	..	8.9	28.5	31.8	20.6	12.2	2.1	100.0	F		
..	..	..	..	..	32.2	39.2	23.4	..	100.0	T		
..	..	..	..	..	58.3	..	..	..	100.0	M		
..	..	..	..	..	36.5	38.4	20.5	..	100.0	F		
..	..	..	..	10.8	54.8	23.1	11.3	..	100.0	T		
..	..	..	..	8.7	47.2	27.9	14.3	..	100.0	M		
..	..	..	..	9.9	51.8	25.1	12.6	..	100.0	F		
..	..	..	..	23.4	44.9	20.8	10.9	..	100.0	T		
..	..	..	..	17.8	43.4	25.2	12.8	..	100.0	M		
..	..	..	..	20.3	44.1	23.3	11.9	..	100.0	F		
..	..	..	..	2.8	28.4	30.1	26.2	11.3	100.0	T		
22.8	..	..	4.0	25.1	34.2	23.4	12.0	..	100.0	M		
22.7	..	..	3.7	28.2	33.1	24.1	12.4	..	100.0	F		
21.2	..	..	6.2	33.3	26.8	18.5	14.5	..	100.0	T		
8.8	..	..	10.5	30.4	27.6	22.0	9.0	0.5	100.0	M		
8.3	..	..	9.5	31.1	27.2	21.4	10.3	0.5	100.0	F		
20.0	..	..	20.2	27.4	18.2	15.2	18.1	..	100.0	T		
8.3	2.3	..	21.0	27.3	21.9	18.3	9.5	1.0	100.0	M		
11.0	2.5	..	20.8	27.3	21.1	18.3	11.4	1.0	100.0	F		
20.5	..	..	7.4	28.2	30.9	20.6	14.3	0.5	100.0	T		
10.5	1.8	..	11.9	28.7	28.7	21.8	10.2	0.7	100.0	M		
11.8	1.8	..	18.6	28.5	29.3	21.4	11.4	0.7	100.0	F		
20.2	..	..	..	6.4	34.7	34.1	23.3	1.4	100.0	T		
..	..	..	..	4.6	33.6	28.2	31.8	..	100.0	M		
20.1	..	..	..	6.1	34.6	33.2	24.7	1.5	100.0	F		
17.2	..	..	..	13.6	50.0	25.2	19.5	0.8	100.0	T		
..	..	..	..	8.6	44.9	28.3	15.0	1.4	100.0	M		
20.5	..	..	..	12.5	48.6	26.8	12.0	0.9	100.0	F		
28.0	..	..	1.0	27.3	41.4	21.6	8.2	0.5	100.0	T		
8.8	..	..	2.0	28.9	42.3	24.8	9.9	0.8	100.0	M		
14.8	..	..	1.3	24.9	41.8	22.5	8.0	0.7	100.0	F		
23.0	..	..	2.0	33.2	36.1	19.4	8.0	0.4	100.0	T		
12.1	..	..	3.8	27.1	34.9	23.2	10.3	0.7	100.0	M		
14.3	..	..	3.0	29.8	35.4	21.6	9.0	0.6	100.0	F		
27.2	2.7	..	9.0	37.7	27.6	15.5	9.2	0.6	100.0	T		
8.0	1.8	..	14.2	33.8	26.4	17.5	7.2	0.9	100.0	M		
11.1	1.3	..	12.2	35.4	26.9	16.7	8.0	0.9	100.0	F		
17.0	2.1	..	28.8	28.6	18.0	13.4	13.0	1.5	100.0	T		
18.0	2.2	..	25.8	28.6	21.4	15.7	7.5	1.2	100.0	M		
12.0	2.2	..	28.0	28.6	20.1	15.0	9.1	1.3	100.0	F		
21.4	2.1	..	9.2	30.3	31.0	18.2	10.4	0.8	100.0	T		
18.1	1.7	..	15.8	28.5	27.3	18.3	8.2	1.0	100.0	M		
12.3	1.7	..	13.8	29.8	28.8	18.2	8.1	0.8	100.0	F		

TAB.D3

EMPLOYEES ACCORDING TO ACTIVITY, SEX,  
QUALIFICATION, LENGTH OF SERVICE IN  
ENTERPRISE AND TYPE OF EMPLOYMENT

(%)

ACTIVITY	NACE	Q U A L I F I C A T I O N	S E X	TYPE OF EMPLOYMENT						REGIME DE TRAVAIL			TYPE OF EMPLOYMENT				
				FULL-TIME						TEMPS-PLEIN			PART-TIME				
				LENGTH OF SERVICE IN ENTERPRISE													
				(COMPLETED YEARS)													
				< 2	2 - 4	5 - 9	10 - 19	>= 20	(*)	TOT. ENS.	< 2	2 - 4	5 - 9	10 - 19			
AGRIC. PRIMARY PROD... LIVE- STOCK. TEXT.	611	1A	M	5.4	12.1	19.2	29.0	26.4	7.9	100.0	.	.	.	.			
			F	.	.	.	.	.	.	.	.	.	.	.			
		1B	M	5.3	12.2	18.8	29.5	26.1	8.2	100.0	.	.	.	.			
			F	15.7	18.1	17.6	24.2	18.5	5.9	100.0	.	.	.	.			
		2	M	15.1	18.3	18.1	28.9	.	.	100.0	.	.	.	.			
			F	16.8	22.2	23.4	24.5	8.7	4.3	100.0	.	.	.	.			
		3	M	16.3	21.4	23.1	23.8	10.6	4.8	100.0	.	.	.	.			
			F	27.6	23.8	20.0	19.9	6.0	2.7	100.0	.	.	.	.			
		4	M	28.9	23.2	19.8	12.0	6.9	9.2	100.0	.	.	.	.			
			F	27.9	23.6	20.0	18.0	6.2	4.3	100.0	.	.	.	.			
	5	M	24.4	22.8	20.5	15.3	5.6	11.4	100.0	21.1	20.8	.	.				
		F	31.5	30.7	19.5	8.5	4.2	5.6	100.0	34.7	36.5	.	.				
	T	M	26.6	25.1	20.2	13.3	5.2	9.6	100.0	27.2	27.9	13.1	9.6				
		F	46.1	22.0	14.6	9.6	2.0	5.7	100.0	39.5	13.3	12.3	9.4				
	FUELS, ORES, INDUSTRIAL CHEMICALS	612	1A	M	40.4	29.3	16.3	7.8	.	5.0	100.0	37.9	29.4	16.6	5.9		
				F	45.0	23.4	14.9	9.2	1.9	5.6	100.0	38.5	22.0	14.9	7.3		
			1B	M	27.8	21.7	19.1	17.2	7.2	7.0	100.0	27.7	17.4	12.9	12.2		
				F	31.2	27.7	18.7	10.3	5.8	6.3	100.0	35.9	29.5	15.0	8.9		
			2	M	28.5	23.0	19.0	15.7	6.9	6.9	100.0	31.9	23.7	14.0	10.5		
				F	4.7	10.5	12.6	28.1	42.8	.	100.0	.	.	.	.		
3			M	4.5	10.4	12.5	28.2	42.3	.	100.0	.	.	.	.			
			F	12.3	16.1	21.6	28.4	20.5	1.1	100.0	.	.	.	.			
4			M	12.4	12.3	15.2	35.9	24.2	.	100.0	.	.	.	.			
			F	12.3	15.8	21.1	28.9	20.8	1.0	100.0	.	.	.	.			
5	M	18.3	17.0	22.5	26.3	14.5	1.4	100.0	.	.	.	.					
	F	9.2	12.0	23.3	29.0	26.3	.	100.0	.	.	.	.					
T	M	17.2	16.4	22.6	26.6	15.9	1.3	100.0	.	.	.	.					
	F	21.8	21.7	20.3	24.1	10.5	1.7	100.0	.	.	.	.					
3	M	18.6	23.7	22.5	23.5	10.8	.	100.0	.	.	.	.					
	F	20.9	22.3	20.9	23.9	10.6	1.5	100.0	.	.	.	.					
4	M	25.1	27.5	22.0	19.4	5.0	1.1	100.0	35.7	34.2	22.1	.					
	F	28.9	29.5	21.9	13.2	4.8	1.7	100.0	34.3	30.5	.	.					
5	M	26.3	28.1	22.0	17.3	4.9	1.3	100.0	35.3	33.0	18.1	10.5					
	F	41.4	26.9	16.3	10.8	3.4	1.1	100.0	40.0	36.4	16.1	.					
T	M	47.1	24.7	16.8	6.9	3.1	.	100.0	35.4	27.2	22.4	12.2					
	F	42.6	26.4	16.4	10.0	3.3	1.2	100.0	37.1	30.6	20.0	9.3					
TIMBER, BUILDING MATERIALS	613	1A	M	24.0	22.4	20.4	21.3	10.6	1.3	100.0	35.2	33.1	18.3	8.5			
			F	27.2	25.3	21.1	16.7	8.4	1.3	100.0	32.9	26.1	20.2	15.6			
		1B	M	24.8	23.1	20.5	20.2	10.1	1.3	100.0	34.1	29.5	19.3	12.2			
			F	5.7	8.6	16.4	29.5	34.8	5.1	100.0	.	.	.	.			
		2	M	5.5	8.2	17.0	28.9	34.8	5.7	100.0	.	.	.	.			
			F	15.3	22.8	22.7	23.5	13.2	2.6	100.0	.	.	.	.			
		3	M	14.1	22.4	21.8	24.1	14.8	2.7	100.0	.	.	.	.			
			F	19.5	23.5	23.5	20.5	10.2	2.8	100.0	.	.	.	.			
		4	M	10.6	21.6	19.4	33.2	11.2	.	100.0	.	.	.	.			
			F	18.7	23.3	23.1	21.7	10.3	2.9	100.0	.	.	.	.			
5	M	23.3	27.2	24.3	17.6	5.9	1.8	100.0	.	.	.	.					
	F	20.5	29.6	24.7	16.3	7.7	.	100.0	.	.	.	.					
T	M	22.8	27.7	24.4	17.3	6.2	1.7	100.0	.	51.1	.	.					
	F	28.2	25.8	19.8	16.7	5.2	4.2	100.0	31.7	31.9	42.2	.					
4	M	32.9	34.8	17.7	9.5	2.0	3.1	100.0	30.2	29.6	17.2	15.6					
	F	29.5	28.3	19.2	14.7	4.3	3.9	100.0	30.8	30.4	16.8	13.3					
5	M	39.7	24.5	18.1	11.2	3.8	2.6	100.0	51.6	25.1	.	.					
	F	47.4	27.6	14.4	5.5	.	3.6	100.0	36.8	26.3	19.3	10.2					
T	M	40.9	24.9	17.6	10.4	3.5	2.7	100.0	40.5	26.0	16.9	9.3					
	F	27.2	24.5	20.7	17.0	7.5	3.1	100.0	33.3	25.3	14.6	15.5					
MACHINERY, EQUIPMENTS, VEHICLES	614	1A	M	30.6	30.9	18.5	12.1	4.8	3.1	100.0	33.7	28.7	18.4	11.5			
			F	27.8	25.7	20.3	16.1	6.9	3.1	100.0	33.6	27.4	17.0	13.0			
		1B	M	7.0	11.1	19.1	30.9	28.0	3.8	100.0	.	.	.	.			
			F	7.0	12.0	27.0	22.2	27.4	.	100.0	.	.	.	.			
		2	M	7.0	11.2	19.8	30.2	28.0	3.9	100.0	.	.	.	.			
			F	17.0	25.7	24.5	21.3	10.3	1.3	100.0	.	.	.	.			
		3	M	12.3	17.8	21.2	24.6	22.6	.	100.0	.	.	.	.			
			F	16.6	25.1	24.2	21.6	11.2	1.3	100.0	.	.	.	.			
		4	M	21.6	25.3	23.6	18.8	9.3	1.5	100.0	34.5	19.7	.	20.6			
			F	11.2	17.7	25.9	27.1	15.8	.	100.0	.	.	.	.			
5	M	20.7	24.6	23.8	19.5	9.9	1.6	100.0	32.6	18.6	.	20.1					
	F	27.5	25.7	21.2	17.1	7.2	1.4	100.0	.	.	.	.					
T	M	24.4	28.4	20.8	16.3	8.8	1.2	100.0	23.9	29.5	27.6	.					
	F	26.6	26.4	21.1	16.9	7.6	1.3	100.0	24.8	26.2	26.2	.					
4	M	33.9	29.6	19.3	12.0	3.8	1.4	100.0	40.6	31.4	.	.					
	F	37.1	31.1	18.3	8.9	3.4	1.2	100.0	34.2	32.4	17.3	10.4					
5	M	34.9	30.1	19.0	11.0	3.7	1.3	100.0	36.1	32.1	14.4	10.3					
	F	53.6	25.6	11.8	6.5	1.9	0.6	100.0	45.3	24.7	26.5	.					
T	M	45.5	27.4	14.7	8.8	1.7	1.9	100.0	38.8	31.6	18.6	6.6					
	F	51.0	26.2	12.7	7.2	1.8	1.0	100.0	40.3	30.0	20.5	5.5					
T	M	29.1	26.2	20.4	15.7	7.2	1.4	100.0	34.4	22.3	15.2	10.7					
	F	32.9	28.3	18.9	12.4	6.0	1.5	100.0	35.5	31.1	19.2	8.9					
T	M	30.0	26.7	20.0	14.9	6.9	1.4	100.0	35.1	28.0	17.8	9.5					

SALARIES SELON L ACTIVITE, LE SEXE, LA QUALIFICATION, L ANCIENNETE DANS L ENTREPRISE ET LE REGIME DE TRAVAIL

(%)

REGIME DE TRAVAIL TEMPS-PARTIEL		ALL TYPES OF EMPLOYMENT		ENS. DES REGIMES DE TRAVAIL		SEX	QUALIFICATION	NACE	ACTIVITE					
ANCIENNETE DANS L ENTREPRISE (ANNEES REVOLUES)														
>= 20	(*)	100. ENS.	< 2	2 4	5 9	10 19	>= 20	(*)	100. ENS.					
		100.0	5.7	12.7	18.3	27.7	26.3	9.2	100.0	M	1A	611	MAT. PREM. AGR., ANIMAUX, TEXTILES	
		100.0	5.5	12.7	17.9	28.1	26.3	9.4	100.0	F	T			
		100.0	15.2	18.5	17.8	24.2	18.6	5.8	100.0	M	1B			
		100.0			17.6	30.8			100.0	F	T			
		100.0	14.6	18.5	17.8	25.0	18.6	5.5	100.0	M	2			
		100.0	16.8	21.9	23.5	24.8	8.8	4.2	100.0	F	T			
		100.0	13.0	14.1	18.6	17.1	28.7	8.5	100.0	M	3			
		100.0	18.4	21.1	23.0	24.1	10.7	4.6	100.0	F	T			
		100.0	27.5	23.8	19.8	18.9	5.9	3.0	100.0	M	4			
		100.0	28.6	22.6	19.1	13.1	7.9	8.7	100.0	F	T			
		100.0	27.8	23.5	19.6	18.1	6.5	4.5	100.0	M	5			
13.6	22.2	100.0	24.3	22.7	20.1	15.1	6.0	11.8	100.0	F	T			
		100.0	31.8	31.1	19.2	8.5	4.0	5.4	100.0	M	1A	612		COMBUSTIBLES, MINERAIS, PR. CHIMIQUES
0.4	13.7	100.0	28.6	25.3	19.8	13.1	5.4	9.9	100.0	F	T			
		100.0	45.7	21.3	14.4	9.5	2.0	7.1	100.0	M	1B			
		100.0	38.6	28.3	18.4	7.2	2.0	5.6	100.0	F	T			
		100.0	44.1	23.3	14.9	8.9	2.0	6.7	100.0	M	2			
0.2	21.0	100.0	27.8	21.5	18.8	17.0	7.2	7.6	100.0	F	T			
5.5	5.2	100.0	31.9	27.9	18.2	10.1	5.8	6.1	100.0	M	3			
0.8	13.1	100.0	28.8	23.1	18.6	15.3	6.9	7.3	100.0	F	T			
		100.0	5.7	10.4	12.7	27.5	41.7		100.0	M	4			
		100.0	6.0	18.6	12.5	27.6	41.0		100.0	F	T			
		100.0	12.2	18.0	21.6	28.4	20.6	1.1	100.0	M	5			
		100.0	11.7	11.6	16.5	37.3	22.9		100.0	F	T			
		100.0	12.2	15.7	21.2	29.1	20.8	1.0	100.0	M	1A	613	BOIS, MATERIAUX DE CONSTR.	
		100.0	18.3	17.1	22.5	26.2	14.5	1.4	100.0	F	T			
		100.0	9.1	11.8	22.9	28.8	26.2		100.0	M	1B			
		100.0	17.1	18.4	22.5	26.7	15.9	1.3	100.0	F	T			
		100.0	21.7	21.8	20.3	24.0	10.5	1.7	100.0	M	2			
		100.0	18.7	23.5	22.5	23.4	10.7		100.0	F	T			
		100.0	20.9	22.3	20.9	23.9	10.6	1.5	100.0	M	3			
		100.0	25.4	27.6	22.0	19.1	4.8	1.0	100.0	F	T			
		100.0	29.0	28.6	21.6	13.3	4.8	1.7	100.0	M	4			
		100.0	26.6	28.3	21.9	17.2	4.8	1.3	100.0	F	T			
		100.0	41.3	27.4	16.3	10.5	3.3	1.2	100.0	M	5			
		100.0	43.8	25.3	18.3	8.3	2.6		100.0	F	T			
		100.0	42.0	26.9	16.8	9.9	3.1	1.3	100.0	M	1A	614		MACHINES, VEHICULES
		100.0	24.3	22.7	20.3	21.0	10.4	1.3	100.0	F	T			
		100.0	27.6	25.4	21.0	16.6	8.0	1.4	100.0	M	1B			
3.2		100.0	25.1	23.3	20.5	19.9	9.8	1.3	100.0	F	T			
		100.0	8.0	8.6	16.6	29.5	33.5	4.9	100.0	M	2			
		100.0					33.6		100.0	F	T			
		100.0	5.7	8.1	17.1	28.0	33.5	5.5	100.0	M	3			
		100.0	14.9	22.7	22.7	23.7	13.3	2.5	100.0	F	T			
		100.0					31.2		100.0	M	4			
		100.0	13.8	22.3	21.8	24.3	14.8	2.7	100.0	F	T			
		100.0	19.7	23.8	23.4	20.5	10.1	2.7	100.0	M	1A	614	MACHINES, VEHICULES	
		100.0	10.4	22.7	18.6	32.0	12.5		100.0	F	T			
		100.0	18.0	23.5	22.8	21.6	10.3	2.8	100.0	M	1B			
		100.0	23.2	27.2	24.2	17.6	5.9	1.8	100.0	F	T			
		100.0	20.2	30.4	24.3	16.1	7.5		100.0	M	2			
		100.0	22.6	27.8	24.2	17.3	6.3	1.7	100.0	F	T			
		100.0	28.2	25.9	19.7	16.7	5.3	4.2	100.0	M	3			
		100.0	32.8	34.8	17.5	9.7	2.1	3.3	100.0	F	T			
		100.0	28.5	28.5	19.1	14.7	4.4	4.0	100.0	M	4			
		100.0	40.1	24.6	17.8	11.1	3.8	2.7	100.0	F	T			
		100.0	43.4	27.2	16.2	7.3		4.0	100.0	M	5			
	4.6	100.0	48.8	25.1	17.5	10.3	3.4	3.0	100.0	F	T			
	4.4	100.0	27.2	24.6	20.5	17.0	7.5	3.1	100.0	M	1A	614		MACHINES, VEHICULES
9.4		100.0	30.8	30.7	18.4	12.0	4.7	3.3	100.0	F	T			
	3.8	100.0	28.8	25.9	20.1	15.9	6.8	3.2	100.0	M	1B			
48.8	3.2	100.0	8.9	11.1	18.6	38.2	28.0	4.2	100.0	F	T			
		100.0					25.7		100.0	M	2			
43.7		100.0	8.9	11.2	19.4	28.6	28.8	4.2	100.0	F	T			
		100.0	17.0	25.6	24.4	21.3	18.4	1.3	100.0	M	3			
		100.0	12.5	18.5	20.8	24.6	22.2		100.0	F	T			
		100.0	18.7	25.1	24.1	21.5	11.3	1.3	100.0	M	4			
		100.0	21.8	25.2	23.4	18.8	9.4	1.5	100.0	F	T			
		100.0	11.9	17.8	25.6	26.7	15.5	2.7	100.0	M	1A	614	MACHINES, VEHICULES	
		100.0	20.9	24.5	23.6	19.5	18.0	1.6	100.0	F	T			
		100.0	27.5	25.6	21.2	17.1	7.2	1.4	100.0	M	1B			
		100.0	24.4	28.4	21.1	18.2	8.6	1.3	100.0	F	T			
		100.0	28.6	28.4	21.2	16.8	7.8	1.4	100.0	M	2			
		100.0	34.8	29.6	19.2	12.8	3.8	1.4	100.0	F	T			
		100.0	37.8	31.1	18.3	8.9	3.5	1.2	100.0	M	3			
		100.0	35.9	38.1	18.9	11.0	3.7	1.3	100.0	F	T			
		100.0	53.2	25.6	12.5	8.2	1.8	8.6	100.0	M	4			
	3.8	100.0	43.8	28.5	15.7	8.3	1.8	2.2	100.0	F	T			
	2.3	100.0	49.8	28.7	13.7	7.8	1.8	1.2	100.0	M	5			
14.3	3.2	100.0	29.2	28.2	20.3	15.6	7.3	1.4	100.0	F	T			
2.8	2.6	100.0	33.1	28.5	19.8	12.1	5.8	1.8	100.0	M	1A	614		MACHINES, VEHICULES
6.7	2.8	100.0	38.2	28.8	20.8	14.7	6.8	1.5	100.0	F	T			

TAB.D3

EMPLOYEES ACCORDING TO ACTIVITY, SEX, QUALIFICATION, LENGTH OF SERVICE IN ENTERPRISE AND TYPE OF EMPLOYMENT

(%)

ACTIVITY	NACE	QUALIFICATION	SEX	TYPE OF EMPLOYMENT						REGIME DE TRAVAIL		TYPE OF EMPLOYMENT					
				FULL-TIME						TEMPS-PLEIN		PART-TIME					
				LENGTH OF SERVICE IN ENTERPRISE													
				(COMPLETED YEARS)													
		< 2	2-4	5-9	10-19	>= 20	(*)	TOT. ENS.	< 2	2-4	5-9	10-19					
FURNITURE, HSEHD. GOODS, HARDWARE	615	1A	M	6.1	11.2	17.1	31.2	30.6	3.9	100.0	-	-	-				
			F	-	-	-	-	-	-	-	-	-	-				
			T	6.3	10.7	16.4	31.6	30.8	4.3	100.0	-	-	-	-			
			1B	M	15.9	18.5	22.9	26.7	14.6	1.3	100.0	-	-	-	-		
				F	19.1	11.9	20.2	29.4	16.7	-	100.0	-	-	-	-		
			2	M	16.2	17.8	22.6	27.0	14.9	1.5	100.0	-	-	-	-		
				F	20.0	26.8	21.4	21.2	7.6	3.0	100.0	22.9	31.8	-	-		
			3	M	13.8	18.6	23.7	27.7	12.4	-	100.0	-	-	-	-		
				F	19.4	26.1	21.6	21.8	8.1	3.1	100.0	24.5	33.0	16.1	-		
			4	M	24.7	24.4	24.7	19.2	5.8	1.1	100.0	-	-	-	-		
				F	24.6	27.4	21.9	16.8	6.3	3.0	100.0	28.8	-	-	-		
			5	M	24.7	25.4	23.8	18.4	6.0	1.7	100.0	37.9	-	-	-		
				F	32.2	26.3	21.8	13.8	3.2	2.7	100.0	38.9	-	-	-		
			T	M	36.0	29.4	19.2	11.4	2.2	1.7	100.0	41.1	32.1	-	-		
				F	33.8	27.6	20.7	12.8	2.8	2.3	100.0	40.3	35.4	14.6	-		
			TEXTILES, CLOTHING, FOOTWR., LEATHERWARE	616	1A	M	47.2	24.2	16.5	8.3	1.3	2.4	100.0	50.4	23.8	-	
						F	50.3	26.9	12.2	6.3	-	3.5	100.0	48.7	27.2	17.4	
						T	48.5	25.3	14.8	7.5	1.1	2.8	100.0	49.0	26.5	17.0	
						1B	M	27.2	24.3	21.5	17.9	6.8	2.3	100.0	36.3	27.6	14.4
							F	34.8	27.2	18.5	13.0	4.0	2.5	100.0	44.6	27.5	17.7
2	M	29.5				25.2	20.6	16.4	5.9	2.4	100.0	41.5	27.5	16.5			
	F	5.1				14.0	17.9	23.1	34.7	5.1	100.0	-	-	-			
3	M	-				-	-	33.1	-	-	100.0	-	-	-	-		
	F	4.6				13.3	18.4	24.2	33.6	6.0	100.0	-	-	-	-		
4	M	15.9				21.2	25.2	18.3	18.8	-	100.0	-	-	-	-		
	F	8.7				16.0	15.6	26.4	30.8	-	100.0	-	-	-	-		
5	M	14.3				20.0	23.1	20.1	21.5	-	100.0	-	-	-	-		
	F	20.9				21.4	21.3	17.8	15.4	3.2	100.0	-	-	30.3	-		
T	M	16.2				26.7	14.6	25.2	13.3	3.9	100.0	-	-	-	-		
	F	19.7				22.8	19.6	19.7	14.9	3.4	100.0	-	-	29.6	-		
3	M	26.8				30.5	17.8	13.6	10.3	-	100.0	-	-	-	-		
	F	21.8				25.8	20.6	19.2	7.8	4.8	100.0	38.5	20.1	-	-		
4	M	23.7				27.6	19.5	17.0	8.8	3.3	100.0	31.4	20.8	-	-		
	F	34.4				27.2	17.2	15.0	4.7	-	100.0	-	-	-	-		
5	M	30.6				34.2	17.2	12.5	3.9	1.7	100.0	34.7	35.9	16.1	-		
	F	32.0	31.7	17.2	13.4	4.2	1.6	100.0	35.4	32.6	16.5	-					
T	M	45.2	29.1	12.8	7.9	2.4	2.6	100.0	50.8	25.3	-	-					
	F	45.6	27.1	13.2	6.6	2.9	4.7	100.0	42.4	29.6	10.4	6.8					
T	M	45.4	27.7	13.1	7.0	2.7	4.0	100.0	44.5	28.5	11.2	6.7					
	F	27.1	24.6	18.7	15.4	12.0	2.2	100.0	31.0	20.2	20.4	12.9					
FOOD, DRINK, TOBACCO	617	1A	M	31.6	29.1	16.3	13.4	6.1	3.4	100.0	39.7	28.7	12.0				
			F	29.5	27.0	17.4	14.4	8.9	2.8	100.0	36.8	25.9	14.8				
			T	5.0	10.4	16.2	29.1	29.5	9.7	100.0	-	-	-	9.1			
			1B	M	4.7	11.6	16.1	28.8	29.6	9.2	100.0	-	-	-	-		
				F	13.3	19.5	23.0	27.0	15.4	1.9	100.0	-	-	-	-		
			2	M	21.3	21.3	26.1	28.2	11.8	-	100.0	-	-	-	-		
				F	12.3	19.7	22.1	26.9	16.7	2.4	100.0	-	-	-	-		
			3	M	19.8	20.5	22.7	22.3	11.8	2.8	100.0	-	-	-	-		
				F	13.2	15.4	24.5	27.3	18.7	-	100.0	-	-	-	-		
			4	M	19.1	19.9	22.9	22.9	12.5	2.6	100.0	34.0	-	-	-		
				F	23.5	23.3	22.1	22.2	5.7	3.2	100.0	-	-	-	-		
			5	M	21.6	29.3	21.6	17.0	8.1	-	100.0	-	-	-	-		
				F	23.0	24.7	22.0	21.0	6.3	3.0	100.0	26.4	27.5	-	-		
			T	M	30.9	25.2	21.0	15.3	5.1	2.6	100.0	35.8	27.1	16.6	15.1		
				F	33.3	31.3	18.5	11.4	3.5	2.0	100.0	29.3	28.0	19.1	15.4		
			5	M	47.7	26.9	20.3	14.2	4.6	2.4	100.0	31.9	27.6	18.1	15.3		
				F	44.4	24.4	14.1	8.2	3.2	2.5	100.0	56.0	22.4	8.8	-		
			T	M	46.2	30.1	15.7	6.8	1.3	1.7	100.0	47.1	22.9	16.0	7.1		
				F	46.2	27.0	14.8	7.6	2.3	2.1	100.0	49.6	22.7	14.3	6.9		
			T	M	30.2	23.3	19.7	16.7	7.2	2.9	100.0	40.8	25.6	15.5	11.2		
F	35.8	29.9		17.6	10.8	4.0	1.9	100.0	42.6	24.5	16.0	8.4					
TOBACCO PRODUCTS	617.6	1A	M	31.8	25.2	19.1	15.0	6.3	2.6	100.0	42.0	24.9	15.8	10.0			
			F	-	-	-	-	-	-	-	-	-	-	-			
			T	-	-	-	-	-	-	-	-	-	-	-			
			1B	M	-	-	-	-	-	-	-	-	-	-	-		
				F	-	-	-	-	-	-	-	-	-	-	-		
			2	M	-	-	-	-	-	-	-	-	-	-	-		
				F	-	-	-	-	-	-	-	-	-	-	-		
			3	M	-	-	-	-	-	-	-	-	-	-	-		
				F	-	-	-	-	-	-	-	-	-	-	-		
			4	M	-	-	-	-	-	-	-	-	-	-	-		
				F	-	-	-	-	-	-	-	-	-	-	-		
			5	M	-	-	-	-	-	-	-	-	-	-	-		
				F	-	-	-	-	-	-	-	-	-	-	-		
			T	M	-	-	-	-	-	-	-	-	-	-	-		
				F	-	-	-	-	-	-	-	-	-	-	-		



SALARIES SELON L ACTIVITE, LE SEXE, LA QUALIFICATION, L ANCIENNETE DANS L ENTREPRISE ET LE REGIME DE TRAVAIL

(%)

REGIME DE TRAVAIL TEMPS-PARTIEL		ALL TYPES OF EMPLOYMENT		ENS. DES REGIMES DE TRAVAIL		SEX E	NACE	ACTIVITE						
ANCIENNETE DANS L ENTREPRISE (ANNEES REVOLUES)														
>= 20	(*)	TOG. ENS.	< 2	2 4	5 9				10 19	>= 20	(*)	TOG. ENS.		
			5.9	11.5	16.5	32.0	29.8	4.4	100.0	M	1A	615	MEUBLES, ART. MENAGERS QUINCAILLERIE	
			6.1	11.0	15.8	32.3	30.1	4.7	100.0	F	1A	615		
		100.0	16.1	18.5	22.8	26.6	14.6	1.3	100.0	M	1B	615		
			18.9	11.8	20.0	29.1	17.5		100.0	F	1B	615		
		100.0	16.4	17.8	22.5	26.9	14.9	1.5	100.0	M	2	615		
			20.1	26.9	21.2	21.0	7.6	3.2	100.0	F	2	615		
		100.0	14.5	19.4	23.3	26.9	12.2		100.0	M	3	615		
			19.5	26.2	21.4	21.5	8.0	3.2	100.0	F	3	615		
		100.0	25.0	24.3	24.1	19.1	5.9	1.1	100.0	M	4	615		
			24.7	27.1	22.0	16.9	6.4	2.8	100.0	F	4	615		
		100.0	24.9	25.2	23.8	18.4	6.0	1.7	100.0	M	5	615		
			32.3	26.4	21.7	13.7	3.2	2.7	100.0	F	5	615		
		100.0	36.2	28.5	19.1	11.3	2.2	1.7	100.0	M	1A	616		TEXTILE, HABILLEMENT, CHAUSSURES
			33.9	27.7	20.6	12.7	2.6	2.3	100.0	F	1A	616		
		100.0	47.4	24.2	16.5	8.2	1.4	2.3	100.0	M	1B	616		
			49.9	26.9	13.2	5.6	0.9	3.5	100.0	F	1B	616		
		100.0	48.5	25.4	15.0	7.1	1.2	2.8	100.0	M	2	616		
			27.4	24.4	21.3	17.7	6.8	2.4	100.0	F	2	616		
		100.0	35.4	27.2	18.4	12.6	3.9	2.5	100.0	M	3	616		
			29.9	25.3	20.4	16.1	5.9	2.4	100.0	F	3	616		
		100.0	5.1	13.8	18.0	23.1	35.1	4.9	100.0	M	4	616		
			4.6	13.0	18.3	24.2	34.3	5.7	100.0	F	4	616		
		100.0	15.8	21.4	24.9	18.7	18.6		100.0	M	5	616		
			18.6	15.6	15.2	25.7	30.5		100.0	F	5	616		
		100.0	14.6	20.1	22.7	20.3	21.3		100.0	M	1A	617	PRODUITS ALIM., BOISSONS, TABAC	
			20.5	21.1	21.6	18.1	15.1	3.6	100.0	F	1A	617		
		100.0	16.5	26.1	15.0	24.5	14.1	3.8	100.0	M	1B	617		
			19.5	22.4	19.9	19.7	14.8	3.7	100.0	F	1B	617		
		100.0	28.0	30.5	18.2	13.1	11.1		100.0	M	2	617		
			22.9	25.4	19.9	19.0	7.8	5.0	100.0	F	2	617		
		100.0	24.1	27.4	19.3	16.7	9.1	3.4	100.0	M	3	617		
			34.5	27.0	17.2	14.9	4.7	1.6	100.0	F	3	617		
		100.0	30.7	34.3	17.1	12.1	3.8	1.9	100.0	M	4	617		
			32.1	31.7	17.2	13.1	4.1	1.8	100.0	F	4	617		
		100.0	45.8	28.9	12.8	7.7	2.1	2.8	100.0	M	5	617		
			45.1	27.5	12.8	6.6	2.9	5.1	100.0	F	5	617		
		100.0	45.3	27.9	12.8	7.9	2.7	4.4	100.0	M	1A	617.6		PRODUITS DU TABAC
			27.2	24.5	18.7	15.3	11.9	2.3	100.0	F	1A	617.6		
		100.0	32.2	29.1	16.0	12.9	6.0	3.7	100.0	M	1B	617.6		
			29.9	27.0	17.2	14.0	8.7	3.1	100.0	F	1B	617.6		
		100.0	5.7	11.5	16.0	28.7	28.7	9.4	100.0	M	2	617.6		
			5.7	12.6	15.9	28.3	28.8	8.9	100.0	F	2	617.6		
		100.0	13.0	19.7	23.1	26.7	15.7	1.9	100.0	M	3	617.6		
			12.2	19.8	22.2	28.7	18.8	2.3	100.0	F	3	617.6		
		100.0	20.0	20.7	22.5	22.2	11.6	3.0	100.0	M	4	617.6		
			15.3	15.7	23.6	26.4	19.1		100.0	F	4	617.6		
		100.0	19.5	20.1	22.6	22.7	12.3	2.7	100.0	M	5	617.6		
			23.5	23.3	22.4	22.1	12.7	3.1	100.0	F	5	617.6		
		100.0	22.2	29.5	20.8	16.8	8.6		100.0	M	1A	617.6		
			23.2	24.8	22.0	28.8	6.4	2.9	100.0	F	1A	617.6		
		100.0	31.0	25.2	20.9	15.3	5.0	2.5	100.0	M	1B	617.6		
			33.0	31.1	18.5	11.7	3.6	2.1	100.0	F	1B	617.6		
		100.0	31.8	27.8	20.2	14.2	4.6	2.4	100.0	M	2	617.6		
			48.2	24.3	13.8	8.1	3.1	2.6	100.0	F	2	617.6		
		100.0	44.9	28.9	15.7	8.9	1.6	2.0	100.0	M	3	617.6		
			48.6	26.5	14.7	7.5	2.4	2.3	100.0	F	3	617.6		
		100.0	30.5	23.3	19.6	16.6	7.1	2.9	100.0	M	4	617.6		
			36.5	29.3	17.4	10.8	4.0	2.1	100.0	F	4	617.6		
		100.0	32.4	25.2	18.9	14.7	6.1	2.7	100.0	M	5	617.6		
										F	5	617.6		
		100.0								M	1A	617.6		
										F	1A	617.6		
		100.0								M	1B	617.6		
										F	1B	617.6		
		100.0								M	2	617.6		
										F	2	617.6		
		100.0								M	3	617.6		
										F	3	617.6		
		100.0								M	4	617.6		
										F	4	617.6		
		100.0								M	5	617.6		
										F	5	617.6		
		100.0								M	1A	617.6		
										F	1A	617.6		

TAB.D3

EMPLOYEES ACCORDING TO ACTIVITY, SEX, QUALIFICATION, LENGTH OF SERVICE IN ENTERPRISE AND TYPE OF EMPLOYMENT

(%)

ACTIVITY	NACE	Q U A L I F I C A T I O N	S E X	TYPE OF EMPLOYMENT				REGIME DE TRAVAIL				TYPE OF EMPLOYMENT					
				FULL-TIME				TEMPS-PLEIN				PART-TIME					
				LENGTH OF SERVICE IN ENTERPRISE												TO6	
				(COMPLETED YEARS)												ENS	
		< 2	2 - 4	5 - 9	10 - 19	>= 20	(%)			< 2	2 - 4	5 - 9	10 - 19				
PHARMACEUTICAL, MEDICAL GDS., CLEANING MAT.	618	1A	M	5.2	13.2	20.4	23.6	31.6	6.0	100.0							
			F	4.8	13.3	20.1	22.4	33.3	6.1	100.0							
			T	12.6	26.6	23.1	24.0	12.0		100.0							
			1B	M	9.6	20.2	12.5	27.2	27.8		100.0						
				F	12.1	25.5	21.2	24.6	14.9	1.7	100.0						
				T	20.9	21.0	23.3	19.4	10.1	5.2	100.0						
				M	15.0	14.9	19.1	17.6	20.4	13.1	100.0						
			2	M	19.6	19.7	22.4	19.0	12.3	6.9	100.0						
				F	29.5	25.6	16.4	15.3	6.9	6.3	100.0						
				T	23.8	27.6	17.1	17.1	8.1	5.3	100.0	33.7					
				M	26.9	26.5	16.7	16.1	7.9	5.8	100.0	28.7					
			3	M	27.3	23.0	20.5	15.9	6.8	6.4	100.0						
				F	27.6	25.7	18.4	15.9	7.2	5.1	100.0	29.0	20.2	26.9	18.3		
				T	47.4	22.8	12.5	6.5	3.7	7.0	100.0	28.7	21.3	25.9	15.6		
				M	39.0	18.6	11.6	7.5	3.0	20.4	100.0	40.1	22.3	16.3	9.9		
			4	M	42.0	20.1	11.9	7.2	3.2	15.6	100.0	45.7	24.0	13.2	10.4		
				F	26.4	22.8	19.8	16.5	8.8	5.7	100.0	44.3	23.6	14.0	14.6		
				T	28.8	23.4	16.6	14.4	7.7	9.1	100.0	27.0	19.9	21.6	14.6		
				M	27.6	23.1	18.2	15.4	8.2	7.4	100.0	35.3	22.6	18.2	14.6		
			PHARMACEUTICALS	618.1	1A	M											
F								49.6		100.0							
T								51.0		100.0							
1B	M	13.4				22.6	24.6	22.0	17.4		100.0						
	F										100.0						
	T	13.4				23.9	20.3	21.7	19.9		100.0						
	M	11.2				10.6	19.9	22.6	23.6	12.1	100.0						
2	M						16.2	15.2	29.9	23.6	100.0						
	F	9.5				9.9	18.6	19.9	25.9	16.3	100.0						
	T	20.7				17.9	17.0	23.8	14.1		100.0						
	M	13.0				18.1	15.4	29.3	21.0		100.0						
3	M	16.9				18.0	16.2	26.5	17.5	4.9	100.0						
	F	26.9				19.9	20.6	16.4	7.8	8.4	100.0						
	T	25.0				24.2	18.3	17.9	9.0	5.6	100.0						
	M	25.6				22.7	19.1	17.4	8.6	6.6	100.0	22.0	22.2	38.8			
4	M	45.6				17.3	17.8	6.6			100.0						
	F	38.0				14.0	10.0	7.9	3.5	26.6	100.0	72.4					
	T	39.5				14.6	11.5	7.6	4.2	22.5	100.0	60.3					
	M	24.7				18.2	20.2	17.1	12.0	7.8	100.0						
5	M	26.7				20.8	15.9	15.8	9.4	11.4	100.0	31.0	19.1	27.3	14.8		
	F	25.9	19.9	17.5	16.3	10.3	10.1	100.0	29.9	19.0	27.3	16.1					
	T	7.2	15.4	16.9	29.0	24.3	7.2	100.0									
	M				37.2			100.0									
OTHER WHOLESALE DISTRIBUTION	619	1A	M	6.9	14.7	17.3	29.9	23.7	7.4	100.0							
			F	17.6	25.5	21.7	20.0	12.6	2.6	100.0							
			T	10.7	15.8	30.0	25.4	16.8		100.0							
			1B	M	16.3	23.7	23.2	21.0	13.4	2.4	100.0						
				F	22.1	27.2	21.8	17.7	7.4	3.9	100.0						
				T	15.1	20.3	16.8	20.3	12.9	14.6	100.0						
				M	20.7	25.8	20.7	18.2	8.5	6.1	100.0			28.6			
			2	M	31.8	27.3	17.4	15.3	4.0	4.2	100.0		56.6				
				F	25.7	30.0	18.4	16.1	7.5	2.3	100.0	48.0					
				T	28.7	28.7	17.9	15.7	5.8	3.2	100.0	30.3	36.4				
				M	33.4	27.9	20.4	12.2	3.5	2.6	100.0	30.1	45.4				
			3	M	32.5	30.8	18.6	11.3	3.7	3.2	100.0	38.3	22.3	18.1			
				F	32.9	29.6	19.3	11.7	3.6	2.9	100.0	34.6	32.6	16.3	9.3		
				T	53.3	24.7	11.4	6.1		3.5	100.0	60.3	21.1	9.8			
				M	45.4	26.1	14.8	8.8	2.6	2.3	100.0	41.6	26.7	18.8	8.4		
			4	M	48.8	25.5	13.3	7.6	1.9	2.8	100.0	48.4	24.7	15.5	7.3		
				F	29.7	25.8	18.7	15.2	6.9	3.6	100.0	37.5	29.7	16.6	9.9		
				T	32.7	27.6	17.7	12.8	5.4	3.7	100.0	39.1	24.3	18.3	9.5		
				M	31.0	26.6	18.3	14.2	6.2	3.7	100.0	38.4	26.7	17.6	9.7		
			PAPER, BOOKS, STATIONERY, NEWSPAPERS	619.1/2	1A	M	9.2	18.5	10.8	27.2	28.2		100.0				
F																	
T	9.2	17.7				11.3	27.9	28.2		100.0							
1B	M	16.5				27.4	12.8	24.9	17.9		100.0						
	F										100.0						
	T	16.7				26.5	14.6	25.2	16.2		100.0						
	M	16.6				29.0	22.6	18.5	10.1	3.2	100.0						
2	M	23.2				19.5	12.1	23.8	15.8		100.0						
	F	17.9				27.2	20.5	19.5	11.2	3.6	100.0						
	T	31.0				28.6	14.0	18.7			100.0						
	M	20.3				30.5	18.0	18.4	11.6		100.0						
3	M	26.0				29.5	15.9	18.5	7.8		100.0						
	F	24.9				27.4	25.5	15.7	3.8	2.6	100.0						
	T	27.5				34.3	18.6	13.4	4.3		100.0						
	M	26.3				31.0	21.9	14.5	4.1	2.2	100.0						
4	M	49.9				25.8	13.2	8.3			100.0						
	F	36.3				28.3	18.7	10.8			100.0	30.1	37.4	23.8			
	T	43.7				26.9	15.8	9.4	3.1		100.0	30.9	35.8	21.6			
	M	25.3				26.9	18.4	17.7	9.0	2.6	100.0			27.9			
5	M	27.2				30.1	18.2	15.4	7.1	2.0	100.0	27.1	31.0	23.0			
	F	26.9	28.1	18.3	16.9	8.3	2.4	100.0	23.5	27.5	24.7	13.5					

SALARIES SELON L ACTIVITE, LE SEXE, LA QUALIFICATION, L ANCIENNETE DANS L ENTREPRISE ET LE REGIME DE TRAVAIL

(%)

REGIME DE TRAVAIL TEMPS-PARTIEL		ALL TYPES OF EMPLOYMENT		ENS. DES REGIMES DE TRAVAIL		SEX E	NACE	ACTIVITE						
ANCIENNETE DANS L ENTREPRISE (ANNEES REVOLUES)														
>= 20	(*)	TOT. ENS.	< 2	2 - 4	5 - 9				10 - 19	>= 20	(*)	TOT. ENS.		
		100.0	5.8	13.6	20.8	23.7	30.4	5.8	100.0	M	1A	618	PR. PHARM., MEDICAUX, D'ENTRETIEN	
		100.0	5.6	13.5	20.9	22.4	31.7	5.8	100.0	F	1A	618		
		100.0	13.0	26.4	23.2	24.0	11.9		100.0	M	1B			
		100.0	10.2	20.4	12.4	27.0	27.6		100.0	F	1B			
		100.0	12.5	25.3	21.3	24.5	14.7		100.0	M	2			
		100.0	20.6	20.9	23.4	19.5	10.4		100.0	F	2			
		100.0	14.7	14.7	18.7	18.0	21.0		100.0	M	3			
		100.0	19.4	18.6	22.4	19.1	12.7		100.0	F	3			
		100.0	29.7	25.4	16.6	15.1	7.1		100.0	M	4			
		100.0	23.2	27.9	16.9	17.4	9.3		100.0	F	4			
		100.0	26.8	26.5	16.7	16.2	8.1		100.0	M	5			
		100.0	27.3	23.0	20.6	15.8	6.8		100.0	F	5			
		100.0	27.7	25.9	18.4	16.0	7.0		100.0	M	T			
		100.0	27.6	24.5	18.4	15.9	7.0		100.0	F	T			
		100.0	47.0	22.0	12.7	6.9	3.7		100.0	M	1A	618.1		PRODUITS PHARM.
		100.0	39.7	18.1	11.7	7.8	3.0		100.0	F	1A	618.1		
	4.7	100.0	42.3	20.4	12.1	7.5	3.2		100.0	M	1A	618.1		
		100.0	26.5	22.7	19.9	16.4	8.8		100.0	F	1A	618.1		
12.2		100.0	28.1	23.4	16.6	14.4	7.6		100.0	M	1A	618.1		
5.3		100.0	28.1	23.4	16.6	14.4	7.6		100.0	F	1A	618.1		
7.5		100.0	27.8	23.0	18.2	15.4	8.2		100.0	M	1A	618.1		
		100.0					42.7		100.0	F	1A	618.1		
		100.0			24.2		43.3		100.0	M	1B			
		100.0	14.0	21.9	24.9	22.4	16.9		100.0	F	1B			
		100.0	13.9	23.4	20.6	21.9	19.4		100.0	M	2			
		100.0	10.9	10.4	20.0	22.6	24.2		100.0	F	2			
		100.0			16.0	16.0	30.6		100.0	M	3			
		100.0	9.2	9.9	18.5	20.1	28.6		100.0	F	3			
		100.0	20.7	17.9	17.0	23.0	14.1		100.0	M	4			
		100.0	13.6	17.7	15.1	28.7	21.6		100.0	F	4			
		100.0	17.2	17.0	16.1	26.2	17.0		100.0	M	5			
		100.0	27.0	19.0	20.7	16.3	7.7		100.0	F	5			
		100.0	24.0	24.2	18.8	17.9	8.9		100.0	M	T			
		100.0	25.5	22.7	19.4	17.3	8.5		100.0	F	T			
		100.0	44.8	17.7	17.7	7.7			100.0	M	1A	619	AUTRES COMMERCE DE GROS	
		100.0	39.1	14.0	9.0	7.8	3.3		100.0	F	1A	619		
		100.0	40.2	14.8	11.4	7.0	4.0		100.0	M	1B			
		100.0	24.7	18.2	20.3	17.1	11.8		100.0	F	1B			
		100.0	26.8	20.8	16.2	15.8	9.3		100.0	M	2			
		100.0	26.0	19.9	17.7	16.3	10.3		100.0	F	2			
		100.0	6.9	14.9	17.9	29.6	23.1		100.0	M	3			
		100.0				34.1			100.0	F	3			
		100.0	6.8	14.4	18.1	30.1	22.7		100.0	M	4			
		100.0	17.7	25.4	21.8	19.8	12.6		100.0	F	4			
		100.0	9.9	15.3	29.2	24.8	17.5		100.0	M	5			
		100.0	16.2	23.5	23.2	29.7	13.6		100.0	F	5			
		100.0	21.9	27.2	22.0	17.8	7.2		100.0	M	T			
		100.0	15.2	20.3	16.9	28.0	12.5		100.0	F	T			
		100.0	20.5	25.0	20.9	18.3	8.3		100.0	M	1A	619.1/2		PAPIER, LIVRES, JOURNAUX
		100.0	31.2	20.3	17.2	15.0	4.0		100.0	F	1A	619.1/2		
		100.0	26.7	29.5	18.3	15.7	7.4		100.0	M	1B			
		100.0	28.9	28.9	17.7	15.4	5.7		100.0	F	1B			
		100.0	33.4	28.6	28.1	11.9	3.4		100.0	M	2			
		100.0	30.4	30.4	18.6	11.3	3.8		100.0	F	2			
		100.0	33.0	29.7	19.2	11.5	3.6		100.0	M	3			
		100.0	54.2	24.3	11.2	6.0			100.0	F	3			
		100.0	44.8	26.2	15.4	8.7	2.4		100.0	M	4			
	3.5	100.0	48.7	25.4	13.7	7.6	1.7		100.0	F	4			
		100.0	38.1	28.0	18.6	15.0	6.6		100.0	M	5			
	5.1	100.0	33.2	27.4	17.8	12.6	5.2		100.0	F	5			
	5.3	100.0	31.5	28.6	18.2	13.9	6.0		100.0	M	T			
		100.0	8.7	17.5	13.8	25.8	28.8		100.0	F	T			
		100.0							100.0	M	1A	619.1/2		
		100.0	8.6	18.7	14.0	28.2	27.2		100.0	F	1A	619.1/2		
		100.0	17.0	26.8	13.3	24.2	17.9		100.0	M	1B			
		100.0							100.0	F	1B			
		100.0	16.8	25.4	15.2	24.5	16.7		100.0	M	2			
		100.0	18.3	28.5	23.8	18.8	9.9		100.0	F	2			
		100.0	22.5	19.8	12.8	24.1	15.3		100.0	M	3			
		100.0	17.5	26.8	28.9	18.9	11.0		100.0	F	3			
		100.0	31.2	28.3	13.7	18.7			100.0	M	4			
		100.0	21.3	30.3	18.1	17.9	11.3		100.0	F	4			
		100.0	26.6	29.2	15.7	18.3	7.6		100.0	M	5			
		100.0	24.3	28.1	25.3	15.8	3.7		100.0	F	5			
		100.0	27.3	33.0	10.7	13.9	4.4		100.0	M	T			
		100.0	25.9	31.1	21.0	14.8	4.1		100.0	F	T			
		100.0	48.3	25.8	13.1	9.1			100.0	M	T			
		100.0	35.8	30.2	19.8	8.6			100.0	F	T			
		100.0	42.8	28.1	16.5	8.3	2.7		100.0	M	T			
		100.0	25.1	28.8	18.7	17.8	8.8		100.0	F	T			
		100.0	27.2	30.2	18.5	15.8	6.9		100.0	M	T			
		100.0	25.8	28.1	18.6	16.7	8.1		100.0	F	T			

TAB.D3

EMPLOYEES ACCORDING TO ACTIVITY, SEX, QUALIFICATION, LENGTH OF SERVICE IN ENTERPRISE AND TYPE OF EMPLOYMENT

(%)

ACTIVITY	NACE	QUALIFICATION	SEX	TYPE OF EMPLOYMENT						REGIME DE TRAVAIL		TYPE OF EMPLOYMENT						
				FULL-TIME						TEMPS-PLEIN		PART-TIME						
				LENGTH OF SERVICE IN ENTERPRISE (COMPLETED YEARS)														
				< 2	2 - 4	5 - 9	10 - 19	>= 20	(*)	TOT. EMS.	< 2	2 - 4	5 - 9	10 - 19				
WHOLESALE TRADE	61	1A	M	5.7	11.1	17.0	29.2	31.2	5.8	100.0	12.2	20.7	13.0	23.0				
			F	4.6	13.2	18.5	26.7	29.6	7.4	100.0								
			T	5.6	11.3	17.1	29.0	31.1	5.9	100.0	13.2	20.6	13.6	22.4				
			1B	M	15.0	21.1	23.0	24.7	14.6	1.6	100.0	12.6	20.7	22.3	19.4			
				F	10.8	16.6	18.0	28.0	23.8	2.8	100.0							
			2	M	14.6	20.7	22.5	25.0	15.5	1.7	100.0	14.4	19.4	20.0	23.1			
				F	20.1	23.1	22.7	21.2	10.3	2.5	100.0	25.1	24.3	17.3	18.3			
			3	M	12.6	17.4	22.1	26.0	17.5	4.4	100.0	30.9	20.8	11.2	16.3			
				F	19.3	22.4	22.6	21.8	11.2	2.7	100.0	26.2	23.6	16.1	17.9			
			4	M	24.9	24.5	21.9	19.7	6.9	2.1	100.0	23.9	25.9	25.5	15.2			
				F	22.8	27.4	21.3	17.7	8.2	2.5	100.0	28.4	26.5	17.0	15.7			
			5	M	24.3	25.4	21.7	19.1	7.3	2.2	100.0	26.7	26.3	20.2	15.5			
				F	30.4	26.4	20.7	15.0	4.6	2.8	100.0	34.3	30.4	15.9	10.1			
			T	M	33.0	30.4	18.8	11.5	3.8	2.4	100.0	32.6	29.5	17.9	12.9			
				F	31.4	27.9	20.0	13.8	4.3	2.7	100.0	33.3	29.9	17.1	11.8			
			FOOD, DRINK, TOBACCO	641/642	1A	M	46.4	24.8	14.8	8.7	2.8	2.4	100.0	49.6	24.3	13.8	5.9	
						F	45.1	27.6	14.6	7.1	1.7	3.9	100.0	43.0	26.3	17.2	7.4	
						T	45.9	25.9	14.7	8.1	2.4	3.0	100.0	44.9	25.7	16.2	7.0	
						1B	M	28.0	24.1	20.2	17.3	7.8	2.6	100.0	35.9	25.4	15.9	11.3
							F	32.7	27.9	18.2	12.7	5.4	3.0	100.0	39.1	26.8	17.2	9.7
2	M	29.4				25.2	19.7	16.0	7.1	2.7	100.0	37.9	26.3	16.7	10.3			
	F	10.5				18.5	22.3	21.8	19.1	7.9	100.0							
3	M	10.3				19.8	21.4	20.7	19.7	8.1	100.0							
	F	14.5				17.9	17.7	27.6	19.3	2.9	100.0							
4	M	13.2				17.6	17.8	27.0	24.2		100.0							
	F	18.9				22.4	23.5	21.7	11.6	2.0	100.0							
5	M	21.2				20.0	20.4	24.7	13.3	1.6	100.0		35.0		28.4			
	F	19.5				21.8	22.6	22.5	12.0	3.7	100.0		31.0	24.4	25.6			
T	M	25.1				22.6	19.9	19.1	10.2	3.1	100.0							
	F	16.7				21.9	23.7	23.7	10.8	3.4	100.0	33.0	27.8	19.9	10.4			
DISPENSING CHEMISTS	643	1A				M	21.0	22.3	17.5	21.4	10.5	2.9	100.0	34.2	24.9	19.8	10.8	
						F	25.8	25.2	17.5	13.7	4.9	2.9	100.0	60.5	14.6	13.2		
						1B	M	32.3	30.4	18.1	12.7	4.2	2.2	100.0	51.1	27.1	10.6	6.0
							F	33.8	28.2	17.8	13.2	4.5	2.5	100.0	52.3	25.5	10.9	5.5
						2	M	55.4	20.6	10.4	7.6	4.3	1.8	100.0	70.1	16.0	7.3	
			F	49.9	29.3		11.3	5.6	1.9	2.0	100.0	64.2	20.7	7.8	2.9			
			3	M	51.6	26.6	11.0	6.2	2.6	1.9	100.0	65.5	19.7	7.7	2.7			
				F	33.1	22.7	17.6	15.9	8.0	2.7	100.0	64.3	15.4	9.4	3.6			
			4	M	36.4	28.2	16.2	12.1	4.9	2.2	100.0	56.2	23.6	10.1	5.0			
				F	34.9	25.7	16.9	13.9	6.3	2.4	100.0	57.7	22.1	10.0	4.8			
			MEDICAL GOODS, COSMETICS, CLEANING.MAT.	644	1A	M												
						F	25.5			21.5								
						T	12.9	24.5	14.0	21.6	26.2							
						1B	M	25.9	31.3		20.2							
							F	18.5	27.4	11.8	21.0	19.8						
						2	M		18.1	21.6	31.8	18.1						
							F		26.4	20.8	28.6							
						3	M	11.1	21.7	21.3	30.4	15.0						
							F	11.6	29.6	29.1	10.0	17.9						
						4	M	20.7	21.4	21.6	25.5	10.0				42.1		
F	17.5	24.3					24.2	20.0	12.8				38.1					
5	M	17.4				20.1	32.3	11.9	17.4									
	F	20.0				19.3	23.7	23.6	11.2				30.1					
T	M	19.5				19.4	25.2	21.5	12.3			33.6	23.9	20.7				
	F	24.3				42.3		20.5										
MEDICAL GOODS, COSMETICS, CLEANING.MAT.	644	1B				M	25.3	22.8	24.5	17.7	8.1			37.3	28.5	17.6		
						F	25.1	27.0	21.2	18.3	7.2			37.1	27.3	18.2		
						T	14.7	25.4	21.7	19.9	17.4			46.3	17.0			
						2	M	21.7	21.8	22.0	22.3	10.7	1.6	100.0	30.1	30.7	18.2	13.9
							F	19.4	23.0	21.9	21.5	12.9	1.3	100.0	33.6	27.7	19.0	12.3
			3	M			19.9	28.1	28.8									
				F				56.8										
			4	M			15.0	35.2	21.6									
				F	19.1	20.7	19.3	15.3	7.9	17.7	100.0							
			5	M	18.2	18.5	19.3	16.7	10.3	16.9	100.0							
				F	28.7	28.1	15.2	13.7	4.4	10.0	100.0							
			T	M	34.0	35.6	20.5	5.8			100.0							
				F	31.0	31.3	17.5	10.3	3.8	6.1	100.0							
			3	M	31.0	20.2	19.6	16.9		9.0	100.0							
				F	46.2	17.0	18.1	9.5		5.6	100.0	85.0						
			4	M	40.4	18.2	18.7	12.3	3.5	6.9	100.0	80.6						
				F	38.3	28.1	14.6	9.0	3.3	6.8	100.0							
			5	M	33.9	30.6	19.6	8.1	3.3	4.6	100.0	30.6	33.1					
				F	35.7	29.6	17.5	8.5	3.3	5.5	100.0	37.8	28.7					
			T	M	63.3	21.7	5.6				100.0	55.3						
F	47.4	28.1		14.8	4.4			100.0	47.0	21.5	20.2							
T	M	52.7	26.0	11.6	4.4		3.8	100.0	49.4	22.0	15.9							
	F	34.4	24.7	15.0	12.3	5.1	8.6	100.0	33.0	21.0		20.3						
T	M	38.3	27.7	18.2	8.2	3.2	4.4	100.0	50.5	21.5	16.6	4.7						
	F	36.5	26.3	16.7	10.1	4.1	6.3	100.0	44.8	21.3	14.2	8.8						

SALARIES SELON L ACTIVITE, LE SEXE, LA QUALIFICATION, L ANCIENNETE DANS L ENTREPRISE ET LE REGIME DE TRAVAIL

(%)

REGIME DE TRAVAIL		ALL TYPES OF EMPLOYMENT		ENS. DES REGIMES DE TRAVAIL		SEX	QUALIFICATION	NACE	ACTIVITE
TEMPS-PARTIEL									
ANCIENNETE DANS L ENTREPRISE (ANNEES REVOLUES)									
>= 20	(*)	TOT. ENS.	< 2	2 4	5 9	10 19	>= 20	(*)	TOT. ENS.
22.3	8.0	100.0	6.0	11.5	16.8	28.9	30.8	5.9	100.0
21.8	8.4	100.0	5.6	13.5	18.5	26.3	28.8	7.2	100.0
23.5		100.0	6.0	11.7	17.0	28.7	30.6	6.0	100.0
20.8		100.0	15.0	21.1	23.0	24.6	14.7	1.6	100.0
8.2	5.9	100.0	11.1	16.5	17.8	28.2	23.5	2.9	100.0
15.0		100.0	14.6	20.6	22.5	25.0	15.6	1.8	100.0
10.3	5.8	100.0	20.2	23.1	22.6	21.2	10.3	2.6	100.0
6.2		100.0	13.3	17.5	21.7	25.6	17.5	4.4	100.0
9.8	2.6	100.0	18.4	22.5	21.7	21.7	11.2	2.8	100.0
8.4	2.9	100.0	24.9	24.5	21.9	19.6	6.9	2.1	100.0
5.4	3.8	100.0	23.1	27.4	21.1	17.6	8.3	2.5	100.0
4.1	2.9	100.0	24.4	25.4	21.7	19.0	7.3	2.2	100.0
4.8	3.3	100.0	30.5	26.5	20.6	14.9	4.6	2.9	100.0
1.8	4.5	100.0	33.0	30.4	18.8	11.6	3.8	2.4	100.0
2.4	3.7	100.0	31.4	27.9	19.9	13.7	4.3	2.7	100.0
2.2	3.9	100.0	46.8	24.8	14.7	8.6	2.7	2.5	100.0
8.7	4.7	100.0	44.7	27.3	15.1	7.1	1.9	3.9	100.0
3.7	3.5	100.0	45.8	25.9	14.9	8.0	2.4	3.1	100.0
4.9	3.9	100.0	28.2	24.1	20.1	17.2	7.8	2.6	100.0
			33.3	27.8	18.1	12.4	5.3	3.0	100.0
			28.7	25.2	19.5	15.7	7.0	2.8	100.0
			11.0	19.1	21.9	21.4	18.4	8.2	100.0
		100.0	10.7	20.1	21.8	20.1	18.9	8.3	100.0
			14.5	17.9	17.7	27.9	19.2	2.9	100.0
				15.5	17.8	26.2	25.3		100.0
			13.3	17.5	17.7	27.6	20.1	3.8	100.0
			19.0	22.3	23.4	21.6	11.8	2.0	100.0
		100.0	20.6	20.8	20.7	24.9	12.6		100.0
		100.0	19.4	21.9	22.7	22.5	11.9	1.5	100.0
		100.0	25.3	22.4	19.4	19.0	10.2	3.7	100.0
		100.0	18.1	22.4	23.4	22.6	10.3	3.1	100.0
		100.0	21.7	22.4	21.4	20.8	10.3	3.4	100.0
		100.0	36.5	24.9	17.4	13.4	4.8	3.1	100.0
2.8	2.7	100.0	34.6	30.0	17.1	11.9	4.0	2.3	100.0
2.5	3.3	100.0	35.3	27.9	17.2	12.5	4.3	2.6	100.0
		100.0	57.2	20.0	10.0	6.9	3.8	2.1	100.0
	3.8	100.0	52.6	27.7	10.6	5.1	1.6	2.3	100.0
	4.0	100.0	54.0	25.4	10.5	5.6	2.3	2.3	100.0
	5.4	100.0	34.4	22.4	17.3	15.3	7.8	2.8	100.0
1.7	3.3	100.0	38.2	27.5	15.4	11.1	4.4	2.4	100.0
1.7	3.7	100.0	37.1	25.3	16.2	13.0	5.9	2.8	100.0
									100.0
			22.8	19.4	19.4	21.7			100.0
			14.6	25.5	13.1	20.4	25.6		100.0
		100.0	28.8	27.8	13.5	17.7			100.0
		100.0	21.2	26.6	13.3	19.1	18.1		100.0
				17.8	22.0	30.8	17.1		100.0
		100.0	16.2	28.0	18.9	28.0			100.0
		100.0	14.1	22.2	20.5	29.5	13.3		100.0
			14.0	28.5	28.1	8.7	18.1		100.0
		100.0	20.0	24.8	28.7	24.3	8.4		100.0
		100.0	18.1	28.0	23.1	19.6	11.5		100.0
		100.0	23.8	18.1	32.5	10.5	14.3		100.0
		100.0	20.6	20.5	22.8	23.1	11.1		100.0
		100.0	21.2	20.0	24.7	20.6	11.7		100.0
		100.0	28.0	38.4	12.5	16.9			100.0
		100.0	29.0	24.6	22.4	14.9	6.1		100.0
		100.0	28.8	27.1	20.3	15.3	5.6	2.8	100.0
		100.0	18.4	24.4	21.8	18.3	15.8		100.0
		100.0	23.3	23.5	21.2	20.8	8.2	2.1	100.0
	4.2	100.0	21.8	23.8	21.4	20.0	11.2	1.8	100.0
					20.8	27.3	20.1		100.0
						53.0			100.0
				12.5	15.6	33.7	21.8		198.0
			18.4	21.3	18.5	17.3	7.6	17.8	100.0
									100.0
		100.0	17.5	18.8	18.6	18.0	18.9	16.2	100.0
			27.1	27.6	14.3	16.1	5.4	9.4	100.0
		100.0	33.3	38.3	20.7	5.7			100.0
			29.7	31.3	17.0	11.7	4.4	5.8	100.0
		100.0	30.6	18.9	19.7	17.1		9.3	100.0
		100.0	51.4	15.5	16.7	8.5		4.8	100.0
		100.0	44.1	17.0	17.8	11.5	3.1	6.4	100.0
		100.0	38.9	27.7	14.8	8.6	3.1	6.8	100.0
		100.0	33.7	38.8	19.6	8.1	3.3	4.5	100.0
		100.0	35.8	28.5	17.6	8.4	3.2	5.5	100.0
		100.0	62.1	22.8	5.5			5.3	100.0
		100.0	47.3	26.8	15.7	4.5		4.4	100.0
		100.0	52.2	25.3	12.4	4.2		4.7	100.0
		100.0	34.4	24.5	14.6	12.7	5.3	8.5	100.0
		100.0	39.5	27.1	18.0	7.8	3.1	4.4	100.0
	5.8	100.0	37.2	25.8	16.5	10.1	4.1	8.3	100.0



SALARIES SELON L ACTIVITE, LE SEXE, LA QUALIFICATION, L ANCIENNETE DANS L ENTREPRISE ET LE REGIME DE TRAVAIL

(2)

REGIME DE TRAVAIL TEMPS-PARTIEL		ALL TYPES OF EMPLOYMENT		ENS. DES REGIMES DE TRAVAIL		SEXE	QUALIFICATION	RACE	ACTIVITE					
ANCIENNETE DANS L ENTREPRISE (ANNEES REVOLUES)														
>= 20	(*)	TOT. ENS.	< 2	2 4	5 9					10 19	>= 20	(*)	TOT. ENS.	
		100.0	6.2	11.0	12.9	34.5	23.7	11.7	100.0	M	1A	645	ARTICLES D HABILLEMENT	
		100.0				28.9	14.8	19.5	100.0	F	1B			
		100.0	6.5	11.7	13.0	33.6	21.9	13.3	100.0	M	2			
		100.0	8.4	16.5	23.5	26.3	21.5	3.9	100.0	F	2			
		100.0	9.2	16.0	17.1	29.4	21.6		100.0	M	3			
		100.0	8.7	16.3	21.5	27.2	21.5	4.8	100.0	F	3			
		100.0	12.3	17.7	19.9	25.9	23.1		100.0	M	4			
		100.0	17.6	17.2	23.0	25.8	15.0		100.0	F	4			
		100.0	15.2	17.4	21.6	25.8	18.6	1.3	100.0	M	5			
		100.0	18.1	22.7	20.1	24.6	10.5	4.0	100.0	F	5			
		100.0	18.3	24.1	20.8	23.6	10.8	2.4	100.0	M	T			
		100.0	18.3	23.6	20.6	23.9	10.7	2.9	100.0	F	T			
5.2	6.7	100.0	26.4	28.3	16.5	16.6	6.8	5.3	100.0	M	1A	646		CHAUSSURES, MAROQUINERIE
6.0	6.7	100.0	27.7	28.2	17.4	13.8	5.7	7.2	100.0	F	1B			
		100.0	27.4	28.3	17.2	14.3	5.9	6.8	100.0	M	2			
		100.0	49.8	19.4	15.0	9.3	3.8	2.9	100.0	F	2			
2.2	4.8	100.0	44.7	28.2	13.0	8.2	2.4	3.4	100.0	M	3			
2.1	4.6	100.0	45.5	26.8	13.3	8.4	2.6	3.3	100.0	F	3			
8.3	9.8	100.0	22.7	20.8	17.8	21.1	13.0	4.5	100.0	M	4			
4.0	5.4	100.0	31.0	26.7	16.7	14.3	6.2	5.2	100.0	F	4			
4.6	5.9	100.0	28.8	25.2	17.0	16.1	7.9	5.0	100.0	M	5			
				13.0	15.8	23.9	34.6	8.2	100.0	F	5			
							39.2		100.0	M	1A	647	TISSUS D AMEUBLEMENT	
				14.1	14.2	23.9	35.5	8.2	100.0	F	1B			
			12.0	19.4	26.4	22.0	16.7	3.5	100.0	M	2			
		100.0	9.7	18.1	26.3	23.1	20.3	2.5	100.0	F	2			
		100.0	17.4	21.4	21.1	12.3	12.0	15.7	100.0	M	3			
		100.0	8.8	23.1	21.1	25.1	16.9	5.1	100.0	F	3			
		100.0	12.0	22.3	21.1	20.2	15.1	9.1	100.0	M	4			
		100.0	34.1	25.5	17.9	15.4			100.0	F	4			
		100.0	19.5	18.1	20.0	23.7	12.8	5.2	100.0	M	5			
		100.0	21.6	20.0	19.7	22.5	11.4	4.8	100.0	F	5			
	15.2	100.0	35.3	25.3	11.6	11.9	7.3	8.7	100.0	M	T			
	14.2	100.0	31.3	28.4	17.3	12.5	5.0	5.5	100.0	F	T			
	15.4	100.0	31.8	28.1	16.6	12.5	5.2	5.8	100.0	M	1A	648/649		EQUIPEMENT DU Foyer
	15.3	100.0	43.3	24.2	14.7	6.4		8.7	100.0	F	1B			
		100.0	50.6	22.2	9.8	5.4	2.2	10.0	100.0	M	2			
		100.0	49.6	22.5	10.3	5.6	2.1	10.0	100.0	F	2			
		100.0	24.0	21.4	18.4	15.1	12.6	6.5	100.0	M	3			
3.5	13.9	100.0	33.8	24.4	15.4	12.8	6.8	6.8	100.0	F	3			
4.0	13.2	100.0	31.8	23.7	16.1	13.3	8.1	7.2	100.0	M	4			
					18.6	20.5	21.4		100.0	F	4			
				20.0	17.2	21.5	21.0		100.0	M	5			
				13.8	27.1	26.6	18.6		100.0	F	5			
									100.0	M	1A	648/649		
				11.9	14.5	22.7	24.9	20.1	100.0	F	1B			
				21.5	28.0	15.1			100.0	M	2			
		100.0	17.3	27.1	23.5	23.6		9.6	100.0	F	2			
		100.0	27.8	27.7	20.6	18.1	7.2	9.1	100.0	M	3			
		100.0	16.0	25.2	21.2	17.0			100.0	F	3			
		100.0	18.9	28.4	28.4	14.9		7.4	100.0	M	4			
		100.0	25.8	27.3	26.8	15.6	3.8	6.4	100.0	F	4			
		100.0	22.3	24.8	14.8	13.2		19.3	100.0	M	5			
	23.1	100.0	22.3	25.1	18.7	10.2	3.3	22.4	100.0	F	T			
	18.3	100.0	23.3	23.7	17.2	11.3	3.2	21.2	100.0	M	T			
		100.0	31.6	32.1				23.7	100.0	F	T			
		100.0	24.0	22.4	8.9	4.1		39.9	100.0	M	1A	648/649		
		100.0	35.1	25.7	6.8	3.7		36.2	100.0	F	1B			
		100.0	22.6	24.5	17.2	14.7	6.7	14.3	100.0	M	2			
		100.0	28.0	24.1	18.3	18.7	3.6	22.6	100.0	F	2			
	18.1	100.0	21.5	24.3	17.8	12.3	4.9	18.2	100.0	M	3			
	15.8	100.0	9.2	12.4	18.2	27.4	23.5	9.4	100.0	F	3			
		100.0				26.0			100.0	M	4			
		100.0	9.8	13.8	18.8	27.2	22.6	9.4	100.0	F	4			
		100.0	12.0	19.4	24.0	29.2	12.3	3.1	100.0	M	5			
		100.0	9.9	14.4	19.0	25.7	26.5		100.0	F	5			
		100.0	11.8	18.5	23.1	28.5	15.0	3.4	100.0	M	1A	648/649		
		100.0	28.5	23.7	18.0	20.0	6.9	4.8	100.0	F	1B			
		100.0	28.0	17.1	24.0	23.9	7.6	6.7	100.0	M	2			
		100.0	25.2	22.4	19.4	28.8	7.8	5.2	100.0	F	2			
		100.0	24.8	20.5	20.4	18.2	6.8	1.2	100.0	M	3			
		100.0	33.8	20.6	18.0	14.6	3.7	1.6	100.0	F	3			
		100.0	28.0	20.5	19.5	16.9	5.7	1.3	100.0	M	4			
8.4		100.0	36.5	20.1	17.9	11.7	3.5	2.3	100.0	F	4			
		100.0	34.5	20.4	20.1	11.7	2.1	2.2	100.0	M	5			
		100.0	35.8	20.5	18.6	11.7	3.8	2.2	100.0	F	5			
		100.0	56.8	25.8	9.2	4.4	1.4	2.3	100.0	M	T			
	4.8	100.0	58.0	28.0	12.8	5.4	1.8	2.7	100.0	F	T			
	5.2	100.0	53.4	26.8	11.8	4.8	1.2	2.5	100.0	M	T			
8.1	5.7	100.0	33.9	26.8	17.3	14.5	5.5	2.8	100.0	F	T			
1.8	4.1	100.0	17.4	27.4	17.6	11.6	3.3	2.7	100.0	M	T			
3.3	4.7	100.0	35.1	26.5	17.4	13.5	4.8	2.8	100.0	F	T			





SALARIES SELON L ACTIVITE, LE SEXE, LA QUALIFICATION, L ANCIENNETE DANS L ENTREPRISE ET LE REGIME DE TRAVAIL

(%)

REGIME DE TRAVAIL TEMPS-PARTIEL		ALL TYPES OF EMPLOYMENT		ENS. DES REGIMES DE TRAVAIL		SEXE	QUALIFICATION	NACE	ACTIVITE
ANCIENNETE DANS L ENTREPRISE (ANNEES REVOLUES)									
>= 20	(*)	TOT. ENS.	< 2	2 - 4	5 - 9	10 - 19	>= 20	(*)	TOT. ENS.
			7.9	16.8	17.1	21.3	28.1	8.8	100.0
			7.2	17.0	17.5	21.8	27.7	8.7	100.0
			28.3	24.9	16.9	19.4	15.8	2.7	100.0
		100.0	17.5	26.7	20.7	23.2	11.3		100.0
		100.0	18.4	25.4	18.0	20.6	14.5	2.1	100.0
		100.0	57.5	16.6	10.7	8.9	2.7	3.6	100.0
	10.5	100.0	61.0	20.0	8.1	5.9	2.8	2.1	100.0
	6.3	100.0	59.2	18.2	9.5	7.5	2.8	2.8	100.0
		100.0	31.8	27.6	18.1	11.4	5.6	5.4	100.0
		100.0	31.8	27.1	17.1	15.0	6.9	2.8	100.0
		100.0	31.8	27.4	17.5	13.4	6.3	3.6	100.0
		100.0	48.0	28.8	14.4	10.4	3.2	3.3	100.0
		100.0	33.2	30.2	19.8	11.8	2.9	2.1	100.0
	7.8	100.0	35.9	29.6	17.7	11.3	3.0	2.6	100.0
		100.0	51.6	29.4	9.5	4.4		3.6	100.0
		100.0	51.1	26.1	11.2	7.4	1.2	3.1	100.0
	3.7	100.0	51.2	27.2	10.6	6.4	1.3	3.3	100.0
	4.2	100.0	43.1	23.8	13.2	10.5	5.6	3.8	100.0
	2.5	100.0	44.0	26.0	14.3	10.0	3.4	2.4	100.0
	2.2	100.0	43.6	24.9	13.8	10.3	4.4	3.1	100.0
		100.0		10.8	16.0	31.6	32.1	6.2	100.0
					26.3	41.4			100.0
		100.0		9.5	17.6	33.1	38.8	5.7	100.0
			10.3	20.2	18.1	24.4	21.3	5.8	100.0
		100.0		22.3	22.2	30.0			100.0
		100.0		9.8	20.7	19.0	25.7	18.6	100.0
		100.0		15.8	17.7	21.2	26.8	8.8	100.0
		100.0		31.0	20.1	22.3	14.1	10.8	100.0
		100.0		21.8	18.7	21.6	21.8	10.2	100.0
		100.0		26.6	28.0	20.7	14.3	7.8	100.0
		100.0		32.1	26.7	19.5	14.8	5.2	100.0
		100.0		29.9	27.6	20.0	14.6	6.2	100.0
		100.0		32.7	23.0	20.7	13.0	3.7	100.0
	7.2	100.0		37.7	28.8	21.7	13.0	4.0	100.0
	7.7	100.0		38.4	25.8	21.2	13.0	3.8	100.0
		100.0		47.0	25.8	14.8	6.5	4.7	100.0
		100.0		46.4	25.8	14.8	6.5	3.0	100.0
		100.0		46.7	26.4	14.4	6.8	2.1	100.0
		100.0		48.7	26.4	14.4	6.8	3.7	100.0
		100.0		29.0	22.5	19.0	15.7	8.0	100.0
	8.0	100.0		33.4	26.5	18.2	12.6	4.8	100.0
	3.0	100.0		33.4	24.4	19.1	14.2	3.4	100.0
	1.8	100.0		31.0	27.9	12.7	24.3	4.7	100.0
					7.9	12.7	24.3	38.6	100.0
					8.8	8.7	11.8	27.1	100.0
					15.0	8.9	22.4	36.5	100.0
					5.8	6.3	14.8	41.3	100.0
					11.0	8.3	18.0	38.6	100.0
					14.6	18.1	27.8	26.5	100.0
		100.0		8.6	10.7	19.8	38.9	21.7	100.0
		100.0		10.1	14.3	23.3	33.4	18.4	100.0
		100.0		18.2	22.8	23.4	25.7	8.8	100.0
		100.0		12.9	17.4	32.2	28.2	7.8	100.0
		100.0		14.3	18.8	29.8	28.3	8.0	100.0
		100.0		35.0	21.3	18.1	17.4	6.8	100.0
		100.0		25.1	23.5	26.8	18.4	5.3	100.0
	4.8	100.0		27.5	23.8	24.3	18.1	5.5	100.0
	4.6	100.0		54.9	15.7	12.7	11.7	2.1	100.0
		100.0		45.0	23.8	14.5	10.8	3.1	100.0
	3.4	100.0		47.2	22.1	14.1	10.4	2.8	100.0
	3.2	100.0		31.5	18.0	19.6	21.8	8.8	100.0
		100.0		27.8	21.1	22.8	19.6	7.1	100.0
8.7	3.5	100.0		28.9	28.2	21.3	20.8	7.4	100.0
8.7	3.4	100.0		8.1	13.5	17.2	26.7	25.7	100.0
6.7	17.8	100.0		18.2	16.6	15.8	28.1	18.1	100.0
		100.0		8.4	13.8	17.8	26.8	24.5	100.0
6.1	17.4	100.0		13.6	17.8	20.6	28.6	17.1	100.0
		100.0		8.8	12.8	17.8	32.1	25.7	100.0
19.8		100.0		12.2	15.8	19.8	28.5	19.4	100.0
13.8		100.0		22.2	21.6	21.6	21.1	18.4	100.0
	1.3	100.0		21.8	18.4	18.7	25.1	13.2	100.0
	1.6	100.0		22.1	20.4	20.8	22.5	11.4	100.0
5.4		100.0		24.2	24.3	28.2	19.4	8.9	100.0
8.4		100.0		28.1	22.1	24.4	22.7	8.5	100.0
3.4	2.8	100.0		21.9	23.8	22.6	21.3	8.7	100.0
4.3	2.1	100.0		35.6	25.5	17.7	13.4	4.6	100.0
3.8	5.8	100.0		31.8	28.1	19.6	13.8	4.4	100.0
2.4	4.8	100.0		32.8	27.1	18.9	13.5	4.5	100.0
2.6	4.8	100.0		55.5	21.8	18.7	7.2	2.8	100.0
8.5	4.8	100.0		49.4	26.7	12.8	6.7	2.8	100.0
1.8	4.5	100.0		51.1	25.8	11.7	6.8	2.3	100.0
8.8		100.0		33.8	22.8	17.5	16.8	7.6	100.0
3.4	5.5	100.0		35.1	25.7	17.4	13.8	5.2	100.0
1.8	4.2	100.0		34.2	24.4	17.5	14.8	6.2	100.0
2.1	4.4	100.0							100.0

TAB.D4

EMPLOYEES ACCORDING TO ACTIVITY, SEX, QUALIFICATION, SYSTEM OF PAYMENT AND TYPE OF EMPLOYMENT

(%)

ACTIVITY	NACE	O U A L I F I C A T I O N	S E X	TYPE OF EMPLOYMENT		REGIME DE TRAVAIL	TYPE OF EMPLOYMENT							
				FULL-TIME		TEMPS-PLEIN	PART-TIME							
				SYSTEM OF PAYMENT										
				PAID ON COMM.	REM. A LA COM.	NOT PAID ON COMM.	NON REM ON A LA COM.	(*)	TOT. EKS.	PAID ON COMM.	REM. A LA COM.	NOT PAID ON COMM.	NON REM ON A LA COM.	
AGRIC. PRIMARY PROD., LIVESTOCK, TEXT.	611	1A	M	-	-	97.1	-	-	100.0	-	-	-	95.0	
			F	-	-	97.2	-	-	100.0	-	-	-	95.4	
		1B	M	9.3	-	90.3	-	-	100.0	-	-	-	100.0	
			F	8.7	-	95.8	-	-	100.0	-	-	-	100.0	
		2	M	31.9	-	68.0	-	-	100.0	-	71.1	-	-	100.0
			F	29.4	-	94.9	-	-	100.0	-	-	-	-	-
		3	M	18.5	-	70.4	-	-	100.0	-	63.0	-	-	-
	F		14.1	-	81.5	-	-	100.0	-	-	-	-	100.0	
	T	4	M	5.6	-	99.2	-	-	100.0	-	-	-	100.0	
			F	4.0	-	85.9	-	-	100.0	-	-	-	94.3	
		5	M	-	-	94.3	-	-	100.0	-	11.1	-	-	85.3
			F	-	-	99.7	-	-	100.0	-	-	-	-	93.3
		T	M	4.0	-	95.9	-	-	100.0	-	-	-	-	88.9
			F	-	-	99.9	-	-	100.0	-	-	-	-	92.7
T			10.0	-	98.3	-	-	100.0	-	-	-	-	99.2	
FUELS, ORES, INDUSTRIAL CHEMICALS	612	1A	M	10.0	-	89.9	-	-	100.0	-	-	14.5	85.5	
			F	1.1	-	98.9	-	-	100.0	-	-	-	-	98.8
		1B	M	8.1	-	91.8	-	-	100.0	-	8.4	-	-	91.4
			F	7.0	-	92.6	-	-	100.0	-	-	-	-	100.0
		2	M	6.9	-	92.7	-	-	100.0	-	-	-	-	100.0
			F	7.7	-	92.3	-	-	100.0	-	-	-	-	100.0
		3	M	7.3	-	97.6	-	-	100.0	-	-	-	-	100.0
	F		15.2	-	82.7	-	-	100.0	-	-	-	-	100.0	
	T	4	M	13.5	-	84.8	-	-	100.0	-	-	-	-	100.0
			F	5.0	-	98.1	-	-	100.0	-	-	-	-	100.0
		5	M	3.9	-	86.5	-	-	100.0	-	-	-	-	100.0
			F	1.5	-	92.6	2.4	-	100.0	-	-	-	-	100.0
		T	M	0.5	-	99.0	-	-	100.0	-	-	-	-	100.0
			F	5.4	-	94.4	1.7	-	100.0	-	-	-	-	86.5
T			0.9	-	98.3	-	-	100.0	-	4.0	-	-	85.4	
TIMBER, BUILDING MATERIALS	613	1A	M	4.3	-	99.4	-	-	100.0	-	-	-	85.3	
			F	1.2	-	98.6	-	-	100.0	-	-	-	85.3	
		1B	M	0.5	-	99.6	-	-	100.0	-	-	-	88.5	
			F	0.9	-	99.1	-	-	100.0	-	-	-	98.1	
		2	M	4.3	-	99.5	-	-	100.0	-	-	-	99.3	
			F	0.9	-	94.1	0.5	-	100.0	-	4.0	-	-	86.0
		3	M	4.3	-	99.1	-	-	100.0	-	-	-	-	98.7
	F		6.8	-	95.3	0.4	-	100.0	-	2.8	-	-	87.4	
	T	4	M	6.8	-	92.8	-	-	100.0	-	-	-	100.0	
			F	6.9	-	91.0	-	-	100.0	-	-	-	-	100.0
		5	M	15.2	-	92.6	-	-	100.0	-	-	-	100.0	
			F	15.2	-	84.8	-	-	100.0	-	-	-	-	83.0
		T	M	14.0	-	98.8	-	-	100.0	-	-	-	-	84.0
			F	17.5	-	86.0	-	-	100.0	-	-	-	-	84.0
T			16.1	-	82.2	-	-	100.0	-	-	-	-	66.0	
MACHINERY, EQUIPMENTS, VEHICLES	614	1A	M	4.6	-	83.6	-	-	100.0	-	-	-	100.0	
			F	4.6	-	95.2	-	-	100.0	-	-	-	-	86.0
		1B	M	3.7	-	89.4	-	-	100.0	-	-	-	-	100.0
			F	3.7	-	96.0	-	-	100.0	-	-	-	-	93.8
		2	M	0.7	-	98.9	-	-	100.0	-	-	-	-	86.5
			F	0.6	-	99.1	0.5	-	100.0	-	-	-	-	88.4
		3	M	0.6	-	98.9	-	-	100.0	-	-	-	-	93.9
	F		0.6	-	99.8	0.4	-	100.0	-	-	-	-	100.0	
	T	4	M	-	-	99.5	-	-	100.0	-	-	-	99.6	
			F	-	-	99.7	-	-	100.0	-	-	-	-	98.7
		5	M	4.6	-	95.1	0.3	-	100.0	-	-	-	-	82.6
			F	0.7	-	99.0	-	-	100.0	-	-	-	-	98.0
		T	M	3.8	-	95.9	0.3	-	100.0	-	3.1	-	-	86.7
			F	14.2	-	85.7	-	-	100.0	-	-	-	-	85.3
T			13.2	-	97.4	-	-	100.0	-	-	-	-	95.8	
MACHINERY, EQUIPMENTS, VEHICLES	614	1B	M	29.9	-	69.5	-	-	100.0	-	-	-	92.9	
			F	27.8	-	97.7	-	-	100.0	-	-	-	-	94.1
		2	M	38.7	-	71.7	0.5	-	100.0	-	-	-	-	89.1
			F	38.7	-	60.8	0.5	-	100.0	-	60.9	-	-	38.1
		3	M	8.9	-	91.1	-	-	100.0	-	-	-	-	83.3
			F	36.1	-	63.4	0.5	-	100.0	-	50.7	-	-	48.3
		4	M	17.8	-	81.8	-	-	100.0	-	-	-	-	88.1
	F		2.3	-	97.6	-	-	100.0	-	-	-	-	98.6	
	5	M	13.5	-	86.3	0.3	-	100.0	-	-	-	-	98.2	
		F	4.2	-	95.4	0.3	-	100.0	-	-	-	-	98.2	
	T	6	M	0.8	-	98.7	0.5	-	100.0	-	-	-	-	98.2
			F	3.1	-	96.5	0.4	-	100.0	-	-	-	-	88.9
		7	M	0.9	-	99.1	-	-	100.0	-	-	-	-	98.3
			F	-	-	99.2	-	-	100.0	-	-	-	-	99.0
T		M	0.7	-	99.1	-	-	100.0	-	-	-	-	98.3	
		F	17.4	-	82.3	0.4	-	100.0	-	17.5	-	-	82.5	
		T	1.7	-	98.0	0.3	-	100.0	-	-	-	-	88.4	
T	13.6	-	86.0	0.4	-	100.0	-	7.0	-	-	82.8			

TAB.D4

SALARIES SELON L ACTIVITE, LE SEXE  
LA QUALIFICATION, LE SYSTEME DE  
REMUNERATION ET LE REGIME DE TRAVAIL

(%)

REGIME DE TRAVAIL TEMPS-PARTIEL		ALL TYPES OF EMPLOYMENT					ENS. DES REGIMES DE TRAVAIL		SEX E	O U A L I F I C A T I O N	NACE	ACTIVITE
SYSTEME DE REMUNERATION												
(*)	TOG. ENS.	PAID ON COMM.	REM. A LA COM.	NOT PAID ON COMM.	NON REM ON A LA COM.	(*)	TOG. ENS.					
-	100.0	-	-	07.0	-	-	100.0	M	1A	611	MAT. PREM. AGR., ANIMAUX, TEXTILES	
-	100.0	-	-	07.1	-	-	100.0	F				
-	100.0	0.0	-	00.0	-	-	100.0	M	1B			
-	100.0	0.4	-	05.0	-	-	100.0	F				
-	100.0	32.0	-	01.3	-	-	100.0	T				
-	100.0	-	-	07.0	-	-	100.0	M	2			
-	100.0	-	-	02.1	-	-	100.0	F				
-	100.0	30.4	-	00.5	-	-	100.0	T				
-	100.0	18.5	-	01.5	-	-	100.0	M	3			
-	100.0	-	-	09.3	-	-	100.0	F				
-	100.0	13.0	-	06.1	-	-	100.0	T				
-	100.0	6.0	-	03.0	-	-	100.0	M	4			
-	100.0	-	-	00.2	-	-	100.0	F				
-	100.0	4.4	-	05.5	-	-	100.0	T				
-	100.0	-	-	00.4	-	-	100.0	M	5			
-	100.0	-	-	00.6	-	-	100.0	F				
-	100.0	0.7	-	00.2	-	-	100.0	T				
-	100.0	10.2	-	00.7	-	-	100.0	M	T			
-	100.0	1.3	-	00.6	-	-	100.0	F				
-	100.0	0.1	-	01.0	-	-	100.0	T				
-	100.0	0.7	-	02.0	-	-	100.0	M	1A	612	COMBUSTIBLES, MINERAIS, PR. CHIMIQUES	
-	100.0	-	-	03.0	-	-	100.0	F				
-	100.0	0.0	-	02.3	-	-	100.0	T				
-	100.0	7.7	-	07.7	-	-	100.0	M	1B			
-	100.0	-	-	02.7	-	-	100.0	F				
-	100.0	7.3	-	04.0	-	-	100.0	T				
-	100.0	15.2	-	00.1	-	-	100.0	M	2			
-	100.0	-	-	00.5	-	-	100.0	F				
-	100.0	13.5	-	02.4	-	-	100.0	T				
-	100.0	5.2	-	00.0	-	-	100.0	M	3			
-	100.0	-	-	00.0	-	2.4	100.0	F				
-	100.0	4.0	-	04.3	-	-	100.0	T				
-	100.0	1.0	-	00.2	-	1.7	100.0	M	4			
-	100.0	-	-	00.3	-	-	100.0	F				
-	100.0	1.3	-	00.5	-	-	100.0	T				
-	100.0	-	-	00.6	-	-	100.0	M	5			
-	100.0	-	-	00.1	-	-	100.0	F				
-	100.0	0.5	-	00.5	-	-	100.0	T				
-	100.0	5.3	-	04.2	-	0.5	100.0	M	T			
-	100.0	0.0	-	00.0	-	-	100.0	F				
-	100.0	4.3	-	05.3	-	0.4	100.0	T				
-	100.0	-	-	02.0	-	-	100.0	M	1A	613	BOIS, MATERIAUX DE CONSTR.	
-	100.0	-	-	00.4	-	-	100.0	F				
-	100.0	0.4	-	02.5	-	-	100.0	T				
-	100.0	15.2	-	04.4	-	-	100.0	M	1B			
-	100.0	-	-	00.0	-	-	100.0	F				
-	100.0	14.0	-	05.0	-	-	100.0	T				
-	100.0	17.0	-	01.7	-	-	100.0	M	2			
-	100.0	-	-	05.1	-	-	100.0	F				
-	100.0	10.3	-	03.0	-	-	100.0	T				
-	100.0	4.7	-	04.0	-	-	100.0	M	3			
-	100.0	-	-	00.4	-	-	100.0	F				
-	100.0	3.7	-	05.0	-	0.5	100.0	T				
-	100.0	-	-	00.2	-	1.0	100.0	M	4			
-	100.0	0.0	-	00.3	-	1.0	100.0	F				
-	100.0	0.7	-	00.2	-	1.0	100.0	T				
-	100.0	0.0	-	00.5	-	0.4	100.0	M	5			
-	100.0	-	-	00.4	-	-	100.0	F				
-	100.0	-	-	00.4	-	0.4	100.0	T				
-	100.0	4.0	-	04.7	-	0.7	100.0	M	T			
-	100.0	0.7	-	00.5	-	0.0	100.0	F				
-	100.0	3.0	-	05.5	-	0.7	100.0	T				
-	100.0	13.7	-	00.1	-	-	100.0	M	1A	614	MACHINES, VEHICULES	
-	100.0	-	-	07.0	-	-	100.0	F				
-	100.0	12.0	-	07.1	-	-	100.0	T				
-	100.0	20.7	-	00.7	-	0.5	100.0	M	1B			
-	100.0	-	-	07.7	-	-	100.0	F				
-	100.0	27.0	-	71.0	-	0.5	100.0	T				
-	100.0	30.1	-	00.4	-	0.5	100.0	M	2			
-	100.0	0.3	-	00.7	-	-	100.0	F				
-	100.0	30.4	-	03.2	-	0.5	100.0	T				
-	100.0	17.0	-	01.0	-	-	100.0	M	3			
-	100.0	2.3	-	07.7	-	-	100.0	F				
-	100.0	13.4	-	06.3	-	0.2	100.0	T				
-	100.0	4.2	-	05.5	-	0.3	100.0	M	4			
-	100.0	0.0	-	00.7	-	0.0	100.0	F				
-	100.0	3.1	-	06.5	-	0.4	100.0	T				
-	100.0	1.0	-	00.0	-	-	100.0	M	5			
-	100.0	0.0	-	00.1	-	-	100.0	F				
-	100.0	0.0	-	00.0	-	-	100.0	T				
-	100.0	0.0	-	00.0	-	-	100.0	M	T			
-	100.0	17.4	-	02.3	-	0.4	100.0	F				
-	100.0	1.7	-	00.0	-	0.3	100.0	T				
-	100.0	13.4	-	00.2	-	0.3	100.0	M				

TAB.D4

EMPLOYEES ACCORDING TO ACTIVITY, SEX, QUALIFICATION, SYSTEM OF PAYMENT AND TYPE OF EMPLOYMENT

(%)

ACTIVITY	NACE	Q U A L I F I C A T I O N	S E X	TYPE OF EMPLOYMENT		REGIME DE TRAVAIL		TYPE OF EMPLOYMENT									
				FULL-TIME		TEMPS-PLEIN		PART-TIME									
				SYSTEM OF PAYMENT													
				PAID ON COMM.	REM. A LA COM.	NOT PAID ON COMM.	NON REM A LA COM.	(*)	TOT ENS.	PAID ON COMM.	REM. A LA COM.	NOT PAID ON COMM.	NON REM A LA COM.				
FURNITURE, HSEHD. GOODS, HARDWARE	615	1A	M	11.4			88.3		100.0								
			F				96.4		100.0								
		1B	M	10.8			88.9		100.0								
			F	22.5			77.5		100.0								
		2	M	20.8			79.2		100.0								
			F	40.7			59.3		100.0		71.0						
		3	M	13.1			86.9		100.0								
			F	38.1			61.9		100.0		72.5			27.5			
		4	M	17.6			82.4		100.0								
			F	5.5			94.5		100.0			18.6			88.4		
		5	M	13.8			86.2		100.0								
			F	5.2			94.8		100.0								
		T	M	1.7			98.3		100.0								
			F	3.7			96.3		100.0								
		TEXTILES, CLOTHING, FOOTWR., LEATHERWARE	616	1A	M	1.0			99.8		100.0						
					F	0.7			99.2		100.0						
				1B	M	17.0			83.0		100.0						
					F	2.9			97.1		100.0			28.9			81.4
2	M			12.8			87.2		100.0			6.7			93.3		
	F			7.2			92.2		100.0			14.9			85.1		
3	M			6.7			93.3		100.0								
	F			29.2			70.5		100.0						90.6		
4	M			23.2			75.8		100.0								
	F			58.8			41.0		100.0			80.1					
5	M			21.9			76.3		100.0								
	F			49.1			50.3		100.0			72.5					
T	M			35.8			64.2		100.0								
	F			5.0			93.8		100.0						88.2		
FOOD, DRINK, TOBACCO	617			1A	M	17.1			82.2		100.0						
					F	4.7			95.0		100.0			25.6			71.6
				1B	M	3.2			95.8	1.0	100.0						92.9
					F	3.7			95.5	0.8	100.0						99.1
		2	M	1.8			96.1		100.0								
			F	2.0			96.6	1.3	100.0						90.0		
		3	M	24.1			75.4	1.4	100.0						95.2		
			F	4.4			94.3	0.5	100.0			32.1			98.1		
		4	M	13.7			85.4	1.3	100.0						96.9		
			F	4.8			94.6	1.0	100.0			5.0			94.3		
		TOBACCO PRODUCTS	617.6	1A	M	13.7			85.4		100.0						
					F	4.8			94.6		100.0			14.0			85.2
				1B	M	4.9			88.9		100.0						100.0
					F	8.2			94.3		100.0						100.0
				2	M	8.0			91.8		100.0						
					F	24.3			93.2		100.0						100.0
				3	M	8.0			92.0		100.0						100.0
					F	22.3			75.2		100.0			51.0			49.0
4	M			14.3			94.4		100.0								
	F			11.5			88.2		100.0						100.0		
5	M			4.4			95.2	0.3	100.0						58.9		
	F			0.5			99.3		100.0			41.1			86.6		
T	M			3.3			96.4	0.3	100.0			13.4			86.6		
	F			0.7			98.4	0.9	100.0				7.4		95.5		
TOBACCO PRODUCTS	617.6			1A	M	0.6			99.1		100.0						
					F	0.6			98.7	0.6	100.0						98.8
				1B	M	7.4			92.2	0.5	100.0						98.0
					F	1.0			98.8		100.0			16.0			84.0
		2	M	5.5			94.1	0.4	100.0						97.9		
			F									7.2			92.7		
		3	M														
			F														
		4	M														
			F														
		5	M														
			F														
		T	M														
			F														

SALARIES SELON L ACTIVITE, LE SEXE  
LA QUALIFICATION, LE SYSTEME DE  
REMUNERATION ET LE REGIME DE TRAVAIL

(2)

REGIME DE TRAVAIL TEMPS-PARTIEL		ALL TYPES OF EMPLOYMENT					ENS. DES REGIMES DE TRAVAIL		SEXE	QUALIFICATION	NACE	ACTIVITE
SYSTEME DE REMUNERATION												
(*)	TOT. ENS.	PAID ON COMM.	REM. A LA COM.	NOT PAID ON A LA COM.	NON REM A LA COM.	(*)	TOT. ENS.					
-	-	11.3		88.4		-	100.0	M	1A	615	MEMBRES. ART. MENAGERS QUINCAILLERIE	
-	-	10.7		89.0		-	100.0	F				
-	100.0	22.7		77.3		-	100.0	M	1B			
-	-			93.7		-	100.0	F				
-	100.0	20.9		79.1		-	100.0	M	2			
-	100.0	41.4		58.6		-	100.0	F				
-	-	15.2		84.8		-	100.0	M	3			
-	100.0	39.0		61.0		-	100.0	F				
-	100.0	17.8		82.2		-	100.0	M	4			
-	100.0	5.8		94.2		-	100.0	F				
-	100.0	13.8		86.2		-	100.0	M	5			
-	100.0	5.1		94.9		-	100.0	F				
-	100.0	1.7		98.3		-	100.0	M	T			
-	100.0	3.7		96.3		-	100.0	F				
-	100.0	1.1		98.9		-	100.0	M	1A	616		
-	100.0			99.0		-	100.0	F				
-	100.0	1.0		99.0		-	100.0	M	1B	TEXTILE. HABILLEMENT. CHAUSSURES		
-	100.0	17.2		82.7		-	100.0	F				
-	100.0	3.1		96.9		-	100.0	M	2			
-	100.0	12.0		87.1		-	100.0	F				
-	100.0	7.4		92.1		-	100.0	M	3			
-	-			93.7		-	100.0	F				
-	100.0	6.8		92.3		-	100.0	M	4			
-	-	29.2		70.5		-	100.0	F				
-	-			94.4		-	100.0	M	5			
-	-	23.1		75.9		-	100.0	F				
-	100.0	60.2		39.4		-	100.0	M	1A		617	
-	-	22.3		76.0		-	100.0	F				
-	100.0	50.5		49.5		-	100.0	M	1B		PRODUITS ALIM., BOISSONS, TABAC	
-	100.0	37.3		62.7		-	100.0	F	2			
-	100.0	5.2		93.4		-	100.0	M	3			
-	100.0	17.5		81.0		-	100.0	F				
-	100.0	4.7		94.0		-	100.0	M	4			
-	100.0	3.5		95.4		1.0	100.0	F				
-	100.0	4.0		95.2		0.8	100.0	M	5			
-	100.0	2.5		96.0		-	100.0	F				
-	100.0	1.0		97.0		1.1	100.0	M	T			
-	100.0	2.0		96.7		1.3	100.0	F				
-	100.0	24.6		74.0		0.5	100.0	M	1A	617.6		
-	100.0	4.5		94.2		1.3	100.0	F				
-	100.0	13.8		85.3		0.9	100.0	M	1B	PRODUITS OU TABAC		
-	100.0	4.7		94.7		-	100.0	F				
-	100.0	4.7		94.5		-	100.0	M	2			
-	100.0	6.0		92.0		-	100.0	F				
-	-			93.5		-	100.0	M	3			
-	100.0	7.9		92.1		-	100.0	F				
-	100.0	25.2		74.4		-	100.0	M	4			
-	-			93.7		-	100.0	F				
-	100.0	23.1		76.5		-	100.0	M	5			
-	100.0	15.7		84.0		-	100.0	F				
-	100.0			97.0		-	100.0	M	T			
-	100.0	12.5		87.3		-	100.0	F				
-	100.0	4.0		95.1		0.3	100.0	M	1A		617.6	
-	100.0	0.7		99.1		-	100.0	F				
-	100.0	3.4		96.3		0.3	100.0	M	1B			
-	100.0	0.0		98.4		0.6	100.0	F	2			
-	100.0	0.7		99.1		-	100.0	M	3			
-	100.0	0.7		99.7		0.8	100.0	F				
-	100.0	7.0		91.0		0.5	100.0	M	4			
-	100.0	1.1		98.7		-	100.0	F	5			
-	100.0	5.8		94.0		0.4	100.0	M	T			

TAB.D4

EMPLOYEES ACCORDING TO ACTIVITY, SEX, QUALIFICATION, SYSTEM OF PAYMENT AND TYPE OF EMPLOYMENT

(%)

ACTIVITY	NACE	QUALIFICATION	SEX	TYPE OF EMPLOYMENT		REGIME DE TRAVAIL		TYPE OF EMPLOYMENT				
				FULL-TIME		TEMPS-PLEIN		PART-TIME				
				SYSTEM OF PAYMENT								
PAID ON COMM.	REM. A LA COM.	NOT PAID COMM.	NON REM ON A LA COM.	(%)	TOT. ENS.	PAID ON COMM.	REM. A LA COM.	NOT PAID COMM.	NON REM ON A LA COM.			
PHARMACEUTICAL, MEDICAL GDS., CLEANING MAT.	618	1A	M	7.9		91.1		100.0			96.7	
			F			96.5		100.0				
		T	7.5		91.5		100.0			97.0		
		1B	M	17.4		82.6		100.0				
			F			95.5		100.0				
		2	M	15.1		84.9		100.0				
			F	55.1		44.9		100.0	67.7			
		3	M	12.5		87.5		100.0			94.5	
			F	46.1		53.9		100.0	40.7		59.3	
		4	M	33.6		66.1		100.0				
	F		5.7		94.3		100.0			93.1		
	5	M	21.0		78.8		100.0			83.1		
		F	2.9		97.1		100.0			91.2		
	T	M	0.3		99.7		100.0			96.2		
		F	1.3		98.6		100.0			85.2		
	PHARMACEUTICALS	618.1	1A	M			96.8	0.1	100.0			93.7
				F					100.0			
			1B	M			97.0		100.0			
				F			96.8		100.0			
			2	M			100.0		100.0			
F				25.8		97.6		100.0				
3			M	18.7		81.3		100.0			82.9	
			F	18.7		81.3		100.0				
4			M	11.0		96.9		100.0				
			F	2.7		89.0		100.0				
5		M	0.9		97.3		100.0					
		F			100.0		100.0			100.0		
T		M	6.6		99.1		100.0			100.0		
		F			99.3		100.0			100.0		
OTHER WHOLESALE DISTRIBUTION		619	1A	M	2.7		97.3		100.0			92.4
				F	10.1		89.1		100.0			100.0
			1B	M	9.8		90.9		100.0			97.9
				F	22.3		88.3		100.0			94.6
			2	M	19.1		80.2		100.0			91.1
				F	63.5		36.2		100.0	64.5		100.0
	3		M	30.3		69.1		100.0			77.9	
			F	56.7		42.8		100.0	63.5		36.5	
	4		M	32.1		67.9		100.0				
			F	6.4		92.9		100.0			75.1	
5	M	19.2		80.5		100.0			51.2			
	F	6.4		93.2		100.0	43.0		86.1			
T	M	2.7		96.8		100.0			83.0			
	F	4.3		95.3	0.4	100.0			89.9			
PAPER, BOOKS, STATIONERY, NEWSPAPERS	619.1/2	1A	M	1.6		98.1	0.4	100.0			95.6	
			F	25.8		73.8	0.4	100.0	22.2		97.0	
		1B	M	5.1		94.5	0.5	100.0			77.4	
			F	16.6		83.0	0.4	100.0	13.2		92.3	
		2	M			88.6		100.0			85.8	
			F			88.8		100.0				
		3	M	16.5		83.5		100.0				
			F			96.6		100.0				
		4	M	14.9		85.1		100.0				
			F	67.4		32.6		100.0				
	5	M	27.6		72.4		100.0					
		F	59.6		40.4		100.0					
	T	M	36.4		63.6		100.0					
		F	7.8		92.2		100.0					
	T	M	23.0		77.0		100.0					
		F	6.3		93.4		100.0					
	T	M	3.8		98.6		100.0			100.0		
		F			86.1		100.0			81.8		
	T	M			97.6		100.0			100.0		
		F			99.1		100.0			98.2		
T	M			98.3		100.0			98.5			
	F	26.3		73.6		100.0	25.6		74.4			
T	M	5.1		94.8		100.0			97.7			
	F	18.2		81.7		100.0	10.6		89.4			

SALARIES SELON L ACTIVITE, LE SEXE  
LA QUALIFICATION, LE SYSTEME DE  
REMUNERATION ET LE REGIME DE TRAVAIL

(%)

REGIME DE TRAVAIL TEMPS-PARTIEL		ALL TYPES OF EMPLOYMENT					ENS. DES REGIMES DE TRAVAIL		SEX E	QUALIFICATION	RACE	ACTIVITE
SYSTEME DE REMUNERATION												
(*)	TOG. ENS.	PAID ON COMM.	REM. A LA COM.	NOT PAID ON COMM.	NON REM A LA COM.	(*)	TOG. ENS.					
.	100.0	7.2		91.6		.	100.0	M	1A	610	PR. PHARM., MEDICAUX, D'ENTRETIEN	
.	100.0	8.0		92.0		.	100.0	F				
.	100.0	17.2		82.8		.	100.0	T	10			
.	.			95.5		.	100.0	F				
.	.	14.9		85.1		.	100.0	T	2			
.	100.0	55.3		44.7		.	100.0	F				
.	100.0	12.2		87.8		.	100.0	T				
.	100.0	48.0		54.0		.	100.0	F	3			
.	100.0	34.2		65.5		.	100.0	T				
.	100.0	5.8		94.2		.	100.0	F	4			
.	100.0	21.3		78.5		.	100.0	T				
.	100.0	3.0		97.0		.	100.0	F	5			
.	100.0	0.4		99.6		.	100.0	T				
.	100.0	1.4		98.6		.	100.0	F				
.	100.0			99.1		.	100.0	T				
.	100.0			99.5		.	100.0	F				
.	100.0	0.4		99.4		.	100.0	T				
.	100.0	10.7		81.2		0.2	100.0	F				
.	100.0	1.6		98.3		.	100.0	T				
.	100.0	10.9		88.9		0.1	100.0	F	1A	610.1	PRODUITS PHARM.	
.	100.0			97.2		.	100.0	T				
.	.			97.5		.	100.0	F				
.	.			96.9		.	100.0	T	10			
.	.			100.0		.	100.0	F				
.	.			97.6		.	100.0	T	2			
.	.	26.4		73.6		.	100.0	F				
.	.			94.1		.	100.0	T				
.	100.0	10.6		81.4		.	100.0	F	3			
.	.	10.7		81.3		.	100.0	T				
.	.			97.0		.	100.0	F	4			
.	.	10.9		89.1		.	100.0	T				
.	100.0	2.7		97.3		.	100.0	F	5			
.	100.0			100.0		.	100.0	T				
.	100.0	0.9		99.1		.	100.0	F				
.	100.0			99.3		.	100.0	T				
.	100.0			100.0		.	100.0	F				
.	100.0	0.6		99.4		.	100.0	T				
.	100.0			93.3		.	100.0	F				
.	100.0			99.6		.	100.0	T				
.	100.0	2.7		97.3		.	100.0	F	1A	610	AUTRES COMMERCE DE GROS	
.	100.0	9.9		90.1		.	100.0	T				
.	100.0			88.6		.	100.0	F				
.	100.0	9.7		90.2		.	100.0	T	10			
.	100.0	22.7		76.2		.	100.0	F				
.	100.0			94.6		.	100.0	T				
.	100.0	10.1		89.1		.	100.0	F	2			
.	100.0	63.4		36.2		.	100.0	T				
.	100.0	31.2		68.2		.	100.0	F				
.	100.0	58.9		42.7		.	100.0	T	3			
.	100.0	34.1		65.9		.	100.0	F				
.	100.0	8.0		92.1		.	100.0	T	4			
.	100.0	20.3		79.2		.	100.0	F				
.	100.0	6.0		92.7		.	100.0	T				
.	100.0	2.9		96.6		0.6	100.0	F	5			
.	100.0	4.5		94.9		0.6	100.0	T				
.	100.0	2.9		96.7		.	100.0	F				
.	100.0	1.0		98.6		.	100.0	T				
.	100.0	1.0		97.8		0.4	100.0	F				
.	100.0	25.6		73.9		0.9	100.0	T				
.	100.0	3.2		94.2		0.7	100.0	F				
.	100.0	18.4		81.0		0.9	100.0	T				
.	.			88.4		.	100.0	F	1A	610.1/2	PAPIER, LIVRES, JOURNAUX	
.	.			92.4		.	100.0	T				
.	.	11.2		88.6		.	100.0	F				
.	.	17.4		82.0		.	100.0	T	10			
.	.			97.9		.	100.0	F				
.	100.0	15.5		84.5		.	100.0	T				
.	.			94.3		.	100.0	F	2			
.	.	68.7		31.3		.	100.0	T				
.	.	27.0		73.0		.	100.0	F				
.	.	59.0		41.0		.	100.0	T				
.	.	37.5		62.5		.	100.0	F	3			
.	.	7.0		92.4		.	100.0	T				
.	.	23.5		76.5		.	100.0	F	4			
.	.	0.6		99.1		.	100.0	T				
.	100.0			98.6		.	100.0	F				
.	100.0	9.7		90.0		.	100.0	T	5			
.	100.0			97.7		.	100.0	F				
.	100.0			99.0		.	100.0	T				
.	100.0			99.3		.	100.0	F				
.	100.0			99.3		.	100.0	T				
.	100.0	26.3		73.7		.	100.0	F				
.	100.0	4.0		95.0		.	100.0	T				
.	100.0	17.0		82.1		.	100.0	F				

TAB.D4

EMPLOYEES ACCORDING TO ACTIVITY, SEX, QUALIFICATION, SYSTEM OF PAYMENT AND TYPE OF EMPLOYMENT

(%)

ACTIVITY	NACE	Q U A L I F I C A T I O N	S E X	TYPE OF EMPLOYMENT			REGIME DE TRAVAIL		TYPE OF EMPLOYMENT				
				FULL-TIME			TEMPS-PLEIN		PART-TIME				
				SYSTEM OF PAYMENT									
PAID ON COMM.	REM. A LA COM.	NOT PAID ON COMM.	NON REM ON A LA COM.	(%)	TOT. EMS.	PAID ON COMM.	REM. A LA COM.	NOT PAID ON COMM.	NON REM ON A LA COM.				
WHOLESALE TRADE	61	1A	M	8.5		91.1	0.4	100.0				96.6	
			F	4.3		94.1		100.0				96.8	
		1B	M	8.2		91.3	0.5	100.0				96.6	
			F	18.6		81.2	0.2	100.0	11.6			88.4	
		2	M	4.2		95.5		100.0				100.0	
			F	17.1		82.6	0.2	100.0	8.9			91.1	
		3	M	34.0		65.8	0.3	100.0	61.9			37.8	
			F	10.6		89.2		100.0	30.4			69.6	
		4	M	31.3		68.5	0.2	100.0	55.8			44.0	
			F	14.6		84.9	0.5	100.0	56.3			43.7	
		5	M	3.2		96.7	0.2	100.0	4.7			94.4	
			F	11.2		88.3	0.4	100.0	24.0			75.4	
	T	M	3.8		95.9	0.3	100.0	9.6			90.4		
		F	1.0		98.8	0.2	100.0	3.6			95.8		
	FOOD, DRINK, TOBACCO	641/642	1A	M	2.8		96.9	0.3	100.0	6.0			93.6
				F	0.7		98.9	0.4	100.0	1.9			98.1
			1B	M	0.6		99.1	0.3	100.0	1.4			98.5
				F	0.7		99.0	0.4	100.0	1.5			98.4
			2	M	11.9		87.8	0.3	100.0	16.4			83.6
				F	1.9		97.9	0.2	100.0	2.7			97.0
			3	M	9.0		90.7	0.3	100.0	8.0			91.0
				F			97.5		100.0				
			4	M			100.0		100.0				
				F			97.7		100.0				100.0
5			M	6.9		92.0		100.0					
			F			95.5		100.0					
T	M	6.3		92.5		100.0							
	F	34.7		64.6		100.0							
DISPENSING CHEMISTS	643	1A	M	42.6		57.4		100.0	42.2			57.8	
			F	36.8		62.7		100.0	43.1			56.9	
		1B	M	28.4		69.2	2.5	100.0					
			F	19.0		80.5		100.0	22.3			76.4	
		2	M	23.8		74.7	1.5	100.0	26.4			72.6	
			F	8.8		89.5	1.8	100.0	9.1			89.7	
		3	M	6.0		92.7	1.3	100.0	4.7			93.4	
			F	7.2		91.3	1.5	100.0	5.3			92.9	
		4	M	1.2		97.5	1.3	100.0				99.5	
			F	1.1		96.9	2.0	100.0				98.3	
		5	M	1.1		97.1	1.8	100.0				98.6	
			F	15.4		83.2	1.5	100.0	5.8			93.9	
MEDICAL GOODS, COSMETICS, CLEANING MAT.	644	1A	M	8.0		90.6	1.4	100.0	4.5			84.2	
			F	11.4		87.2	1.4	100.0	4.8			84.1	
		1B	M			94.1		100.0					
			F			100.0		100.0					
		2	M			97.3		100.0					
			F			96.6		100.0					
		3	M			100.0		100.0				100.0	
			F			98.1		100.0				100.0	
		4	M			94.0		100.0					
			F			100.0		100.0					
		5	M			96.6		100.0					
			F			100.0		100.0					
T	M			100.0		100.0							
	F	2.3		97.7		100.0							
MEDICAL GOODS, COSMETICS, CLEANING MAT.	644	1A	M	0.8		99.2		100.0				100.0	
			F			90.5		100.0					
		1B	M			92.9		100.0					
			F			91.1		100.0					
		2	M	21.0		79.0		100.0					
			F			88.9		100.0					
		3	M	18.7		81.3		100.0					
			F	51.4		48.3		100.0					
		4	M	68.9		31.1		100.0					
			F	59.0		40.9		100.0				58.7	
		5	M	16.6		83.4		100.0					
			F	32.7		67.3		100.0	85.4				
T	M	26.6		73.4		100.0	82.7						
	F	11.7		88.3		100.0				100.0			
5	M	3.7		96.3		100.0							
	F	7.1		92.9		100.0							
T	M			99.0		100.0							
	F			98.5		100.0							
T	M	22.0		77.9		100.0							
	F	19.8		80.2		100.0	24.2			75.8			
				79.1		100.0	20.9			79.1			



SALARIES SELON L ACTIVITE, LE SEXE  
LA QUALIFICATION, LE SYSTEME DE  
REMUNERATION ET LE REGIME DE TRAVAIL

(X)

REGIME DE TRAVAIL TEMPS-PARTIEL		ALL TYPES OF EMPLOYMENT		ENS. DES REGIMES DE TRAVAIL		SEXE	QUALIFICATION	NACE	ACTIVITE	
SYSTEME DE REMUNERATION										
(*)	TOG. ENS.	PAID ON COMM.	REM. A LA COM.	NOT PAID ON COMM.	NON REM ON A LA COM.	(*)	TOG. ENS.			
	100.0	8.2		91.3		0.5	100.0	M	1A 61	COMMERCE DE GROS
	100.0	4.2		93.8			100.0	F		
	100.0	8.0		91.5		0.8	100.0	T		
	100.0	18.5		81.3		0.2	100.0	M	1B	
	100.0	4.0		95.0			100.0	F		
	100.0	17.0		82.7		0.2	100.0	T		
	100.0	34.5		65.2		0.3	100.0	M	2	
	100.0	11.3		88.4			100.0	F		
	100.0	31.0		67.9		0.3	100.0	T		
	100.0	15.1		84.3		0.6	100.0	M	3	
	100.0	3.2		96.0		0.2	100.0	F		
	100.0	11.5		88.0		0.5	100.0	T		
	100.0	3.0		95.0		0.3	100.0	M	4	
	100.0	1.1		98.0		0.3	100.0	F		
	100.0	2.0		98.0		0.3	100.0	T		
	100.0	0.7		98.0		0.4	100.0	M	5	
	100.0	0.0		98.0		0.3	100.0	F		
	100.0	0.8		98.0		0.4	100.0	T		
	100.0	12.0		87.6		0.4	100.0	M	T	
0.3	100.0	2.0		97.7		0.3	100.0	F		
0.2	100.0	8.0		90.7		0.3	100.0	T		
				87.6			100.0	M	1A 641/642	PR. ALIMENTAIRES, BOISSONS, TABAC
				100.0			100.0	F		
	100.0			97.0			100.0	T		
		6.0		92.0			100.0	M	1B	
				94.3			100.0	F		
		6.4		92.4			100.0	T		
		34.8		64.0			100.0	M	2	
	100.0	42.5		57.5			100.0	F		
	100.0	36.0		62.0			100.3	T		
	100.0	28.7		68.0		2.5	100.0	M	3	
	100.0	19.3		80.1			100.0	F		
	100.0	23.0		74.6		1.5	100.0	T		
	100.0	8.7		89.5		1.0	100.0	M	4	
	100.0	5.0		92.0		1.4	100.0	F		
	100.0	7.0		91.5		1.5	100.0	T		
	100.0	1.1		97.7		1.2	100.0	M	5	
	100.0	1.0		97.2		1.0	100.0	F		
	100.0	1.0		97.4		1.0	100.0	T		
	100.0	14.9		83.0		1.4	100.0	M	T	
1.3	100.0	7.5		91.1		1.4	100.0	F		
1.1	100.0	18.7		87.9		1.4	100.0	T		
				94.1			100.0	M	1A 643	PHARMACIES
				100.0			100.0	F		
				97.7			100.0	T		
				95.0			100.0	M	1B	
	100.0			100.0			100.0	F		
	100.0			98.3			100.0	T		
				94.3			100.0	M	2	
	100.0			100.0			100.0	F		
	100.0			97.0			100.0	T		
				100.0			100.0	M	3	
	100.0			100.0			100.0	F		
	100.0			100.0			100.0	T		
	100.0			100.0			100.0	M	4	
	100.0			99.0			100.0	F		
	100.0			99.7			100.0	T		
	100.0			100.0			100.0	M	5	
	100.0			100.0			100.0	F		
	100.0			100.0			100.0	T		
	100.0	2.0		98.0			100.0	M	T	
	100.0			99.0			100.0	F		
	100.0	0.7		99.3			100.0	T		
				91.1			100.0	M	1A 644	ART. MEDICAUX, PRODUITS D'ENTRETIEN
				93.4			100.0	F		
				91.7			100.0	T		
		20.2		79.0			100.0	M	1B	
				80.3			100.0	F		
		10.0		82.0			100.0	T		
	100.0	51.5		48.3			100.0	M	2	
		67.4		32.6			100.0	F		
	100.0	58.3		41.6			100.0	T		
		16.0		83.1			100.0	M	3	
	100.0	38.0		60.2			100.0	F		
	100.0	31.0		69.2			100.0	T		
	100.0	11.3		88.7			100.0	M	4	
	100.0	3.0		96.1			100.0	F		
	100.0	6.0		93.1			100.0	T		
	100.0			80.2			100.0	M	5	
	100.0			80.7			100.0	F		
	100.0			80.0			100.0	T		
	100.0	21.6		78.3			100.0	M	T	
	100.0	20.2		79.0			100.0	F		
	100.0	20.0		79.1			100.0	T		

TAB.D4

EMPLOYEES ACCORDING TO ACTIVITY, SEX, QUALIFICATION, SYSTEM OF PAYMENT AND TYPE OF EMPLOYMENT

(%)

ACTIVITY	NACE	QUALIFICATION	SEX	TYPE OF EMPLOYMENT		REGIME DE TRAVAIL		TYPE OF EMPLOYMENT				
				FULL-TIME		TEMPS-PLEIN		PART-TIME				
				SYSTEM OF PAYMENT								
PAID ON COMM.	REM. A LA COM.	NOT PAID COMM.	NON REM ON A LA COM.	(%)	TOT. EMS.	PAID ON COMM.	REM. A LA COM.	NOT PAID COMM.	NON REM ON A LA COM.			
CLOTHING	645	1A	M	-	94.1	-	100.0	-	-	94.3		
			F	-	100.0	-	100.0	-	-	91.0		
		1B	M	13.6	86.4	-	100.0	-	-	-	93.0	
			F	8.2	91.8	-	100.0	-	-	-	88.8	
		2	M	12.0	88.0	-	100.0	-	-	-	93.5	
			F	39.3	60.5	-	100.0	-	-	-	100.0	
		3	M	18.3	81.6	-	100.0	35.4	-	-	64.6	
			F	28.0	71.8	-	100.0	27.3	-	-	72.7	
		4	M	7.5	92.0	-	100.0	-	-	-	90.0	
			F	9.6	90.3	-	100.0	-	-	-	100.0	
		5	M	8.9	90.9	-	100.0	-	-	-	98.2	
			F	7.9	91.6	-	100.0	-	-	-	100.0	
	T	M	4.3	95.2	0.5	100.0	2.7	-	-	97.0		
		F	4.9	94.5	0.5	100.0	2.5	-	-	97.2		
	FOOTWEAR, LEATHER GOODS	646	1A	M	5.2	94.4	-	100.0	-	1.7	96.8	
				F	4.8	94.6	-	100.0	-	1.8	96.9	
			1B	M	12.6	86.9	0.5	100.0	-	-	-	96.7
				F	6.2	93.4	0.4	100.0	-	3.3	-	95.8
			2	M	8.0	91.5	0.5	100.0	-	3.1	-	95.8
				F	11.2	84.5	-	100.0	-	-	-	-
			3	M	10.6	86.1	-	100.0	-	-	-	-
				F	11.2	88.4	-	100.0	-	-	-	-
			4	M	6.3	92.0	-	100.0	-	-	-	-
				F	9.7	89.5	-	100.0	-	-	-	83.2
5			M	19.0	80.0	-	100.0	-	-	-	-	
			F	13.2	86.5	-	100.0	-	-	-	100.0	
FURN. FABRICS, HOUSEHOLD TEXTILES	647	1A	M	15.4	84.0	-	100.0	-	-	95.3		
			F	-	90.7	-	100.0	-	-	-	-	
		1B	M	6.3	90.3	3.4	100.0	-	-	-	95.2	
			F	6.8	90.4	2.9	100.0	-	-	-	95.8	
		2	M	-	94.7	-	100.0	-	-	-	100.0	
			F	9.1	89.7	1.2	100.0	-	9.5	-	90.5	
		3	M	8.3	90.2	1.5	100.0	-	8.5	-	91.5	
			F	-	96.6	-	100.0	-	-	-	100.0	
		4	M	8.0	90.7	1.3	100.0	-	3.6	-	95.7	
			F	7.2	91.6	1.2	100.0	-	3.3	-	96.1	
		5	M	9.2	89.2	1.7	100.0	-	-	-	97.3	
			F	8.8	89.9	1.4	100.0	-	5.3	-	94.1	
T	M	8.9	89.7	1.4	100.0	-	5.0	-	94.5			
	F	-	96.5	-	100.0	-	-	-	-			
HOUSEHOLD FITMENTS, APPLIANCES	648/649	1A	M	-	100.0	-	100.0	-	-	-		
			F	-	97.0	-	100.0	-	-	-		
		1B	M	-	88.4	-	100.0	-	-	-	-	
			F	-	95.7	-	100.0	-	-	-	-	
		2	M	20.9	90.1	-	100.0	-	-	-	-	
			F	-	79.1	-	100.0	-	-	-	-	
		3	M	14.7	96.6	-	100.0	-	-	-	-	
			F	-	85.3	-	100.0	-	-	-	-	
		4	M	-	88.8	-	100.0	-	-	-	-	
			F	6.3	90.6	-	100.0	93.2	-	-	-	
		5	M	-	89.7	-	100.0	92.6	-	-	-	
			F	-	95.9	-	100.0	-	-	-	88.3	
	T	M	1.7	94.1	4.7	100.0	-	-	-	80.7		
		F	-	94.8	3.6	100.0	-	-	-	76.4		
	648/649	648/649	1A	M	-	88.8	-	100.0	-	-	100.0	
				F	-	84.1	15.4	100.0	-	-	100.0	
			1B	M	6.4	85.3	14.3	100.0	-	-	-	100.0
				F	1.7	90.9	2.7	100.0	-	-	-	76.1
			2	M	3.8	91.7	6.6	100.0	44.0	-	-	55.6
				F	3.8	91.3	4.9	100.0	39.8	-	-	59.8
			3	M	11.3	86.1	-	100.0	-	-	-	79.9
				F	-	95.7	-	100.0	-	-	-	-
			4	M	10.5	87.2	-	100.0	-	-	-	83.2
				F	22.7	77.3	-	100.0	-	-	-	91.4
5			M	9.6	90.4	-	100.0	-	-	-	-	
			F	20.2	79.8	-	100.0	-	-	-	93.8	
T	M	35.9	63.9	-	100.0	-	-	-	-			
	F	33.6	64.4	-	100.0	60.8	-	-	-			
3	M	35.4	64.4	-	100.0	51.3	-	-	48.7			
	F	17.9	82.1	-	100.0	24.8	-	-	75.2			
4	M	15.6	83.7	-	100.0	75.0	-	-	25.0			
	F	17.2	82.6	-	100.0	57.5	-	-	42.5			
5	M	7.8	91.5	0.7	100.0	-	-	-	89.0			
	F	7.2	91.8	1.0	100.0	-	-	-	91.5			
T	M	7.6	91.6	0.8	100.0	-	8.1	-	90.2			
	F	3.6	96.2	-	100.0	-	9.2	-	90.0			
T	M	4.2	95.5	-	100.0	-	2.6	-	95.2			
	F	3.8	95.9	-	100.0	-	4.2	-	94.0			
T	M	13.9	85.6	0.5	100.0	-	12.4	-	85.9			
	F	10.0	89.4	0.6	100.0	-	15.4	-	83.2			
T	M	12.7	86.8	0.5	100.0	-	14.4	-	84.1			
	F	-	-	-	-	-	-	-	-			

SALARIES SELON L ACTIVITE, LE SEXE  
LA QUALIFICATION, LE SYSTEME DE  
REMUNERATION ET LE REGIME DE TRAVAIL

(%)

REGIME DE TRAVAIL TEMPS-PARTIEL		ALL TYPES OF EMPLOYMENT					ENS. DES REGIMES DE TRAVAIL		SEXE	MACE	ACTIVITE
SYSTEME DE REMUNERATION											
(*)	TOG. ENS.	PAID ON COMM.	REM. A LA COM.	NOT PAID ON A LA COM.	NON REM	(*)	TOG. ENS.				
	100.0	-		94.1			100.0	M	1A	645	ARTICLES D HABILLEMENT
	100.0	-		98.1			100.0	F			
	100.0	-		94.9			100.0	M	1B		
	100.0	13.4		86.1			100.0	F			
	100.0	7.8		92.2			100.0	M			
	100.0	11.7		88.0			100.0	F			
	100.0	37.9		61.9			100.0	M	2		
	100.0	19.9		79.9			100.0	F			
	100.0	28.0		71.0			100.0	M			
	100.0	7.6		91.6			100.0	F	3		
	100.0	8.8		91.1			100.0	M			
	100.0	8.4		91.3			100.0	F			
	100.0	7.5		92.1			100.0	M	4		
	100.0	4.1		95.4		0.5	100.0	F			
	100.0	4.7		94.8		0.5	100.0	M			
	100.0	3.1		95.9			100.0	F	5		
	100.0	4.3		94.9		0.8	100.0	M			
	100.0	4.1		95.1		0.8	100.0	F			
	100.0	11.9		87.5		0.7	100.0	M	T		
	100.0	5.8		93.7		0.5	100.0	F			
1.0	100.0	7.3		92.1		0.8	100.0	M	1A	646	CHAUSSURES, MAROQUINERIE
	100.0	10.7		85.3			100.0	F			
	100.0	-		92.3			100.0	M	1B		
	100.0	10.1		86.7			100.0	F			
	100.0	11.2		88.5			100.0	M			
	100.0	7.0		91.3			100.0	F	2		
	100.0	9.9		89.3			100.0	M			
	100.0	18.9		80.1			100.0	F			
	100.0	12.6		87.1			100.0	M	3		
	100.0	15.0		84.5			100.0	F			
	100.0	5.8		90.8		3.3	100.0	M	4		
	100.0	8.3		90.9		2.8	100.0	F			
	100.0	-		95.1			100.0	M	5		
	100.0	9.1		89.8		1.1	100.0	F			
	100.0	8.3		90.4		1.3	100.0	M			
	100.0	-		96.6			100.0	F			
	100.0	7.1		91.3		1.7	100.0	M	T		
	100.0	8.4		92.0		1.8	100.0	F			
	100.0	8.8		89.8		1.8	100.0	M			
	100.0	8.3		90.2		1.9	100.0	F			
	100.0	8.4		90.1		1.9	100.0	M			
	100.0	-		98.9			100.0	F	1A	647	TISSUS D AMEUBLEMENT
	100.0	-		100.0			100.0	M			
	100.0	-		97.3			100.0	F	1B		
	100.0	-		88.5			106.0	M			
	100.0	-		95.7			100.0	F			
	100.0	-		90.2			100.0	M	2		
	100.0	21.9		78.1			100.0	F			
	100.0	15.4		86.8			100.0	M			
	100.0	11.6		84.0			100.0	F	3		
	100.0	48.3		51.1			100.0	M			
	100.0	34.6		62.7			100.0	F	4		
	100.0	-		93.7			100.0	M			
	100.0	-		92.9		4.5	100.0	F			
	100.0	-		93.2		3.4	100.0	M	5		
	100.0	3.4		91.6			100.0	F			
	100.0	-		88.8		10.9	100.0	M			
	100.0	-		89.3		10.4	100.0	F			
	100.0	7.8		89.7		2.5	100.0	M	T		
	100.0	10.5		84.1		5.3	100.0	F			
	100.0	8.4		86.4		4.2	100.0	M			
	100.0	11.5		85.7			100.0	F	1A	648/649	EQUIPEMENT DE FOYER
	100.0	-		98.1			100.0	M			
	100.0	18.6		88.0			100.0	F	1B		
	100.0	22.3		77.7			100.0	M			
	100.0	9.1		90.8			100.0	F			
	100.0	19.8		80.2			100.0	M	2		
	100.0	35.9		63.9			100.0	F			
	100.0	35.5		64.9			100.0	M			
	100.0	35.8		64.0			100.0	F			
	100.0	18.2		81.0			108.0	M	3		
	100.0	24.0		75.5			108.0	F			
	100.0	20.3		78.5			108.0	M			
	100.0	7.8		91.4		0.8	108.0	F	4		
	100.0	7.3		91.8		1.0	108.0	M			
	100.0	7.7		91.5		0.8	108.0	F			
	100.0	4.2		95.5			108.0	M	5		
	100.0	3.6		95.4		0.9	108.0	F			
	100.0	3.9		95.5		0.6	108.0	M			
	100.0	13.0		85.7		0.5	108.0	F	T		
	100.0	10.9		88.3		0.8	108.0	M			
1.5	100.0	12.8		86.8		0.6	108.0	F			

TAB.D4

EMPLOYEES ACCORDING TO ACTIVITY, SEX,  
QUALIFICATION, SYSTEM OF PAYMENT  
AND TYPE OF EMPLOYMENT

(%)

ACTIVITY	NACE	Q U A L I F I C A T I O N	S E X	TYPE OF EMPLOYMENT		REGIME DE TRAVAIL		TYPE OF EMPLOYMENT							
				FULL-TIME		TEMPS-PLEIN		PART-TIME							
				SYSTEM OF PAYMENT											
				PAID ON COMM.	REM. A LA COM.	NOT PAID ON COMM.	NON REM ON A LA COM.	(*)	TOT. ENS.	PAID ON COMM.	REM. A LA COM.	NOT PAID ON COMM.	NON REM ON A LA COM.		
BOOKS, NEWSPR... STATIONERY, OFFICE SUPPS.	655	1A	M	10.7			89.3	-	100.0						
			F				97.8	-	100.0						
		1B	M	9.2			90.8	-	100.0						
			F	21.5			78.5	-	100.0						
		2	M	16.9			83.1	-	100.0				100.0		
			F	74.9			24.9	-	100.0		93.6			90.3	
		3	M	71.6			28.3	-	100.0		85.1			14.8	
			F	73.3			26.5	-	100.0		89.4			10.6	
		4	M	25.0			74.6	-	100.0		74.3			47.4	
			F	4.1			95.9	-	100.0		52.8			34.7	
	5	M	13.0			86.8	-	100.0		65.3			98.4		
		F	9.8			90.2	-	100.0					100.0		
	T	M	1.3			98.7	-	100.0					99.3		
		F	4.6			95.4	-	100.0					98.1		
	OTHER RETAIL DISTRIBUTION	654/655	1A	M	1.0			98.0	-	100.0				98.6	
				F	33.8			66.1	-	100.0		40.4			99.2
			1B	M	21.0			78.9	-	100.0		17.9			82.1
				F	27.0			73.0	-	100.0		26.9			73.1
			2	M				97.6	-	100.0					88.8
				F				100.0	-	100.0					90.0
3			M				98.0	-	100.0					98.0	
			F	4.7			95.3	-	100.0					100.0	
4			M	14.8			84.8	-	100.0					95.1	
			F	23.6			75.3	-	100.0		89.2			86.6	
5		M	17.5			81.9	-	100.0		76.8			21.7		
		F	11.1			88.0	-	100.0					90.5		
T		M	12.5			86.9	-	100.0		90.2			14.3		
		F	11.7			87.5	-	100.0		85.4			95.1		
VARIOUS NON-FOOD PRODUCTS		656	1A	M	2.7			98.0	1.3	100.0				70.0	
				F	2.4			98.1	1.5	100.0		30.0			78.2
			1B	M	2.6			96.0	1.4	100.0		21.8			96.1
				F				99.2	-	100.0					97.5
			2	M	2.8			95.3	-	100.0					97.7
				F	1.5			97.2	1.2	100.0					92.7
	3		M	4.5			94.7	0.8	100.0		5.4			52.1	
			F	5.8			92.8	1.4	100.0		47.8			61.8	
	RETAIL TRADE		64/653- 656	1A	M	5.1			93.9	1.1	100.0		37.7		
					F				93.9	-	100.0				
		1B		M				100.0	-	100.0					
				F				94.9	-	100.0					
		2		M				100.0	-	100.0					
				F	13.7			86.3	-	100.0					94.2
		3		M	5.9			94.1	-	100.0					95.8
				F	9.3			90.7	-	100.0					100.0
		4		M	2.9			97.1	-	100.0					100.0
				F				99.2	-	100.0					100.0
		5	M	1.4			98.6	-	100.0					100.0	
			F				99.8	-	100.0					100.0	
T		M	0.7			99.2	-	100.0					100.0		
		F	0.6			99.4	-	100.0					100.0		
64/653- 656		1A	M				99.5	-	100.0					98.9	
			F	0.5			99.5	-	100.0					99.2	
		1B	M	2.9			97.1	-	100.0					99.3	
			F	1.1			98.9	-	100.0					98.6	
		2	M	1.6			98.3	-	100.0					98.5	
			F	6.1			92.5	1.3	100.0					91.7	
	3	M				98.2	-	100.0					96.5		
		F	5.5			93.4	1.1	100.0					93.0		
	4	M	9.7			89.8	-	100.0					94.0		
		F	3.7			95.9	-	100.0					91.7		
5	M	8.1			91.4	0.4	100.0					93.1			
	F	35.2			64.4	0.4	100.0		44.8			54.5			
T	M	32.7			67.2	-	100.0		48.7			51.3			
	F	34.3			65.4	0.3	100.0		47.5			52.2			
6	M	20.2			78.5	1.3	100.0		32.5			68.9			
	F	11.9			87.7	0.4	100.0		37.1			62.5			
7	M	15.7			83.4	0.8	100.0		36.2			63.3			
	F	7.2			91.7	1.2	100.0		6.1			82.8			
8	M	4.5			94.6	0.9	100.0		4.3			94.8			
	F	5.6			93.4	1.0	100.0		4.8			94.5			
9	M	1.5			97.6	0.9	100.0		1.8			97.9			
	F	1.8			96.9	1.3	100.0		1.1			98.1			
T	M	1.7			97.1	1.2	100.0		1.2			98.1			
	F	13.4			85.6	0.9	100.0		8.3			91.0			
T	M	6.9			92.2	0.9	100.0		7.3			91.9			
	F	9.8			89.3	0.9	100.0		7.5			91.8			

SALARIES SELON L ACTIVITE, LE SEXE  
LA QUALIFICATION, LE SYSTEME DE  
REMUNERATION ET LE REGIME DE TRAVAIL

(3)

REGIME DE TRAVAIL TEMPS-PARTIEL		ALL TYPES OF EMPLOYMENT				ENS. DES REGIMES DE TRAVAIL		SEX E	Q U A L I F I C A T I O N	NACE	ACTIVITE
SYSTEME DE REMUNERATION											
(*)	TOG. ENS.	PAID ON COMM.	REM. A LA COM.	NOT PAID ON A LA COM.	NON REM	(*)	TOG. ENS.				
-	-	10.4	-	89.6	-	-	100.0	M	1A	653	LIVRES, JOURN.,
-	-	-	-	97.0	-	-	100.0	F			PAPIER,
-	-	8.8	-	91.1	-	-	100.0	M	1B		EQ. BUREAU
-	-	21.5	-	78.5	-	-	100.0	F			
100.0	-	-	-	84.4	-	-	100.0	M			
100.0	16.7	-	-	83.3	-	-	100.0	F	2		
100.0	76.0	-	-	23.0	-	-	100.0	M			
100.0	72.3	-	-	27.5	-	-	100.0	F			
100.0	74.2	-	-	25.7	-	-	100.0	M	3		
100.0	38.1	-	-	63.6	-	-	100.0	F			
100.0	10.5	-	-	89.5	-	-	100.0	M	4		
100.0	22.1	-	-	77.7	-	-	100.0	F			
100.0	9.3	-	-	90.7	-	-	100.0	M	5		
100.0	1.2	-	-	98.8	-	-	100.0	F			
100.0	4.4	-	-	95.6	-	-	100.0	M	T		
100.0	-	-	-	99.2	-	-	100.0	F			
100.0	-	-	-	98.9	-	-	100.0	M			
100.0	1.0	-	-	99.0	-	-	100.0	F			
100.0	34.4	-	-	65.5	-	-	100.0	M	1A	654/655	AUTRES COMMERCE
100.0	20.7	-	-	79.3	-	-	100.0	F	1B		DE DETAIL
100.0	27.0	-	-	73.0	-	-	100.0	M			
100.0	-	-	-	96.8	-	-	100.0	F			
100.0	-	-	-	100.0	-	-	100.0	M	2		
100.0	-	-	-	97.3	-	-	100.0	F			
100.0	-	-	-	97.8	-	-	100.0	M			
100.0	4.5	-	-	95.5	-	-	100.0	F	3		
100.0	15.3	-	-	83.8	-	-	100.0	M			
100.0	47.8	-	-	51.5	-	-	100.0	F	4		
100.0	28.1	-	-	71.1	-	-	100.0	M			
100.0	11.2	-	-	88.0	-	-	100.0	F	5		
100.0	45.4	-	-	54.1	-	-	100.0	M	T		
100.0	31.5	-	-	67.8	-	-	100.0	F			
100.0	2.8	-	-	95.9	-	1.2	100.0	M	1A	656	PRODUITS DIVERS
100.0	8.8	-	-	91.8	-	1.3	100.0	F	1B		NON ALIMENT.
100.0	4.7	-	-	94.0	-	1.2	100.0	M			
100.0	-	-	-	99.1	-	-	100.0	F			
100.0	2.7	-	-	95.9	-	-	100.0	M	2		
100.0	1.8	-	-	97.3	-	-	100.0	F			
100.0	4.6	-	-	94.5	-	1.1	100.0	M			
100.0	18.9	-	-	82.1	-	1.0	100.0	F	3		
100.0	10.3	-	-	88.7	-	1.0	100.0	M			
-	-	-	-	94.1	-	-	100.0	F	1A	64/653-656	COMMERCE DE
-	-	-	-	100.0	-	-	100.0	M	1B		DETAIL
-	-	-	-	95.1	-	-	100.0	F			
-	-	-	-	100.0	-	-	100.0	M			
-	-	-	-	100.0	-	-	100.0	F			
-	-	-	-	100.0	-	-	100.0	M	2		
100.0	13.3	-	-	86.5	-	-	100.0	F			
100.0	5.8	-	-	94.2	-	-	100.0	M	3		
100.0	8.2	-	-	90.8	-	-	100.0	F			
100.0	2.8	-	-	97.2	-	-	100.0	M	4		
100.0	-	-	-	99.3	-	-	100.0	F			
100.0	1.3	-	-	98.7	-	-	100.0	M	5		
100.0	-	-	-	99.9	-	-	100.0	F			
100.0	0.8	-	-	99.3	-	-	100.0	M	T		
100.0	0.5	-	-	99.5	-	-	100.0	F			
100.0	0.5	-	-	99.4	-	-	100.0	M			
100.0	0.5	-	-	99.4	-	-	100.0	F			
100.0	2.7	-	-	97.2	-	-	100.0	M			
100.0	1.0	-	-	99.0	-	-	100.0	F			
100.0	1.5	-	-	98.5	-	-	100.0	M	1A		
100.0	6.0	-	-	92.5	-	1.5	100.0	F	1B		
100.0	-	-	-	98.8	-	-	100.0	M			
100.0	5.3	-	-	93.3	-	1.3	100.0	F			
100.0	9.7	-	-	89.8	-	0.5	100.0	M	10		
100.0	3.8	-	-	95.8	-	-	100.0	F			
100.0	8.1	-	-	91.5	-	0.5	100.0	M			
100.0	35.3	-	-	64.2	-	0.4	100.0	F	2		
100.0	33.7	-	-	66.2	-	-	100.0	M			
100.0	34.7	-	-	65.0	-	0.3	100.0	F			
100.0	28.7	-	-	70.8	-	1.3	100.0	M	3		
100.0	15.8	-	-	84.8	-	0.4	100.0	F			
100.0	17.5	-	-	81.7	-	0.8	100.0	M	4		
100.0	7.1	-	-	91.7	-	1.1	100.0	F			
100.0	4.8	-	-	94.8	-	0.8	100.0	M	5		
100.0	9.5	-	-	89.5	-	1.0	100.0	F			
100.0	1.8	-	-	97.8	-	0.8	100.0	M			
100.0	1.8	-	-	97.2	-	1.2	100.0	F			
100.0	1.8	-	-	97.3	-	1.1	100.0	M			
100.0	13.2	-	-	85.0	-	0.8	100.0	F			
100.0	6.8	-	-	92.2	-	0.8	100.0	M			
100.0	9.5	-	-	89.8	-	0.8	100.0	F			

TAB.D5

GROSS MONTHLY PAY(CORRECTED)  
OF FULL-TIME EMPLOYEES:  
MEAN(M) AND COEFFICIENT OF  
VARIATION(CV) ACCORDING TO  
ACTIVITY, SEX, QUALIFICATION  
AND SIZE OF ENTERPRISE

ACTIVITY	NACE	Q U A L I F I C A T I O N	S E X	SIZE OF ENTERPRISE (NUMBER OF EMPLOYEES)							TOG. ENS.		
				10	50	100	200	500	>=	(*)			
				- 49	- 99	- 199	- 499	- 999	- 1000				
AGRIC. PRIMARY PROD., LIVE- STOCK, TEXT.	611	1A	M	7872	10398#	10224	10717	-	-	-	-	8536	
			F	-	-	-	-	-	-	-	-	-	-
		1B	M	7831	10398#	10208	10657	-	-	-	-	-	8488
			F	5239	5962	5942	5401	-	-	-	-	-	5512
		2	M	4841#	-	5071	-	-	-	-	-	-	4727
			F	5177	5818	5870	5291	-	-	-	-	-	5418
		3	M	3233	3660	3784	3418	4840	-	-	-	-	3530
			F	3142#	-	3850	2658#	-	-	-	-	-	3203
		4	M	3224	3632	3796	3341	4820	-	-	-	-	3508
			F	2387	2478	2609	2546	-	-	-	-	-	2443
	5	M	2169	2056	2414	2336	-	-	-	-	-	2212	
		F	2344	2373	2535	2480	-	-	-	-	-	2386	
	T	M	2057	2172	2148	2015	2116	-	-	-	-	2070	
		F	1675	1750	1924	1838	1615	-	-	-	-	1744	
	T	M	1957	2027	2045	1950	2040	-	-	-	-	1981	
		F	1786	1742	1877	1659	1461	-	-	-	-	1762	
	T	M	1478	1515	1728	1555	1455	-	-	-	-	1510	
		F	1713	1700	1850	1641	1459	-	-	-	-	1706	
	T	M	2805	2832	3401	3114	2901	-	-	-	-	2912	
		F	1967	1877	2272	2069	1646	-	-	-	-	2000	
T	M	2631	2615	3077	2860	2703	-	-	-	-	2712		
	F	9395	11879	11022#	11414	11760#	11902#	-	-	-	10889		
FUELS, ORES, INDUSTRIAL CHEMICALS	612	1A	M	9266	11879	10809#	11421	11760#	11902#	-	-	10809	
			F	6301	6006	6179	6188	5916	5834	-	-	6038	
		1B	M	4996#	3852#	4429#	5508#	-	-	-	-	-	4686
			F	6073	5785	6059	6156	5864	5774	-	-	-	5938
		2	M	3865	4045	3967	4024	3666	3960	-	-	-	3911
			F	3868	3886	3599#	3403	3502	3610	-	-	-	3637
		3	M	3866	4019	3932	3908	3654	3922	-	-	-	3877
			F	2658	2850	2778	2818	2798	3115	-	-	-	2884
		4	M	2638	2634	2463	2646	2656	2817	-	-	-	2682
			F	2651	2773	2701	2760	2768	3028	-	-	-	2826
	5	M	2233	2334	2480	2189	2402	2326	-	-	-	2315	
		F	2094	2001	2222	2134	2218	2099	-	-	-	2126	
	T	M	2188	2205	2379	2170	2336	2268	-	-	-	2252	
		F	1894	1933	2043	1900	1985	2128	-	-	-	1998	
	T	M	1532	1786	1709	1873	1780	1842	-	-	-	1746	
		F	1812	1897	1956	1894	1936	2074	-	-	-	1942	
	T	M	3284	3433	3563	3431	3415	3451	-	-	-	3423	
		F	2439	2322	2389	2424	2395	2505	-	-	-	2422	
	T	M	3064	3110	3277	3183	3190	3266	-	-	-	3187	
		F	8152	9044	10112	7668#	-	-	-	-	-	8471	
TIMBER, BUILDING MATERIALS	613	1A	M	8099	8965	9932	7668#	-	-	-	-	8411	
			F	5057	4826	5007	4437	5688	-	-	-	4961	
		1B	M	4746#	5109#	4095#	-	-	-	-	-	-	4661
			F	5024	4843	4909	4427	5663	-	-	-	-	4935
		2	M	3191	3653	3385	2997	3464	-	-	-	-	3315
			F	2832	3653#	3118	2951#	-	-	-	-	-	3087
		3	M	3152	3653	3361	2993	3479	-	-	-	-	3293
			F	2413	2588	2488	2461	2670	-	-	-	-	2485
		4	M	2278	2374	2509	2277	2481#	-	-	-	-	2328
			F	2381	2546	2491	2431	2650	-	-	-	-	2453
	5	M	2045	2201	2093	2092	2446	-	-	-	-	2112	
		F	1774	1826	1870	1833	1976	-	-	-	-	1818	
	T	M	1972	2098	2023	2020	2258	-	-	-	-	2029	
		F	1696	1746	1770	1717	2164	-	-	-	-	1749	
	T	M	1458	1652	1645	1606	1673	-	-	-	-	1552	
		F	1661	1733	1745	1693	2134	-	-	-	-	1718	
	T	M	2770	2812	2811	2616	2849	-	-	-	-	2772	
		F	2130	2190	2088	1934	2085	-	-	-	-	2118	
	T	M	2645	2689	2655	2488	2718	-	-	-	-	2643	
		F	7971	9339	10101#	10188	11902#	11264	-	-	-	8626	
MACHINERY, EQUIPMENTS, VEHICLES	614	1A	M	7360#	8744#	-	-	-	-	-	-	7590#	
			F	7907	9295	10011	10188	11902#	11133	-	-	-	8534
		1B	M	5032	5554	5639	5588	6336	5991	-	-	-	5546
			F	4096	4851#	3637	4363	5442	5397	-	-	-	4489
		2	M	4942	5507	5515	5497	6242	5881	-	-	-	5466
			F	3627	4315	3989	3759	3624	4071	-	-	-	3882
		3	M	3148	3414	3650	3372	3420	3744	-	-	-	3386
			F	3581	4217	3963	3729	3599	4050	-	-	-	3839
		4	M	2582	2468	2653	2897	2776	2961	-	-	-	2665
			F	2437#	2602	2425	2531	2790	2720	-	-	-	2525
	5	M	2545	2501	2586	2793	2783	2885	-	-	-	2626	
		F	2056	2115	2207	2254	2326	2449	-	-	-	2129	
	T	M	1804	1913	1830	1831	1980	2094	-	-	-	1875	
		F	1986	2053	2082	2136	2161	2269	-	-	-	2048	
	T	M	1630	1724	1803	1716	2515	2170	-	-	-	1778	
		F	1513	1615	1566	1628	1845	1845	-	-	-	1628	
	T	M	1600	1684	1722	1678	1852	2052	-	-	-	1729	
		F	3041	3241	3219	3380	4132	4029	-	-	-	3297	
	T	M	2224	2219	2072	2179	2573	2520	-	-	-	2250	
		F	2861	2995	2929	3066	3663	3697	-	-	-	3052	

TAB.D5

REMUNERATION MENSUELLE BRUTE  
CORRIGEE DES SALAIRES A TEMPS PLEIN:  
MOYENNE(M) ET COEFFICIENT DE VARIATION  
(CV) SELON L'ACTIVITE, LE SEXE,  
LA QUALIFICATION ET LA TAILLE  
DE L'ENTREPRISE

CV

TAILLE ENTREPRISE (NOMBRE DE SALAIRES)								SEXE	QUALIFICATION	RACE	ACTIVITE
10 - 40	50 - 90	100 - 100	200 - 400	500 - 900	>= 1000	(*)	TOT. ENS.				
40.3	37.70	35.8	34.4	-	-	-	46.6	M	1A	611	MAT. PREM. AGR., ANIMAUX, TEXTILES
40.0	37.70	35.6	34.4	-	-	-	46.4	F	T	1B	
41.1	40.2	34.2	35.1	-	-	-	38.5	M	T	2	
40.50	-	25.6	-	-	-	-	42.0	F	T	3	
42.3	40.4	34.0	35.4	-	-	-	39.3	M	T	4	
39.0	36.8	31.2	35.1	30.4	-	-	39.3	F	T	5	
50.00	-	23.3	31.20	-	-	-	43.1	M	T	1A	
41.1	36.5	30.0	35.6	30.5	-	-	39.7	F	T	1B	
26.3	24.2	19.2	25.3	-	-	-	25.2	M	T	2	
25.7	23.6	23.4	27.2	-	-	-	25.9	F	T	3	
26.5	25.4	21.1	26.2	-	-	-	25.7	M	T	4	
24.0	19.4	22.3	17.5	30.0	-	-	23.0	F	T	5	
23.2	16.1	18.0	22.4	19.8	-	-	22.3	M	T	1A	
25.4	21.2	22.1	19.8	31.3	-	-	24.0	F	T	1B	
22.7	18.0	19.1	28.9	13.6	-	-	22.4	M	T	2	
16.6	10.9	20.5	18.3	13.0	-	-	17.2	F	T	3	
23.2	18.8	19.6	25.6	13.7	-	-	22.5	M	T	4	
74.5	72.0	72.1	70.5	62.5	-	-	74.1	F	T	5	
50.1	34.1	42.0	30.0	-	-	-	50.7	M	T	1A	
74.5	71.9	71.3	77.3	64.2	-	-	73.8	F	T	1B	
44.7	34.8	30.60	36.6	47.40	36.00	-	41.7	M	T	612	
45.4	34.0	40.60	36.5	47.40	36.00	-	42.1	F	T	1A	
41.0	37.5	36.0	34.4	37.0	30.5	-	35.0	M	T	1B	
43.00	23.60	18.10	25.00	-	-	-	35.6	F	T	2	
42.2	30.9	37.3	34.2	38.0	30.6	-	36.4	M	T	3	
42.4	31.7	37.7	46.0	26.0	21.7	-	33.3	F	T	4	
28.0	20.1	30.50	22.2	22.0	21.1	-	24.6	M	T	5	
40.7	30.3	37.3	44.0	26.6	21.0	-	32.6	F	T	1A	
23.0	19.9	17.2	20.4	17.4	24.3	-	22.4	M	T	1B	
24.4	16.7	23.4	23.0	17.5	18.7	-	20.9	F	T	2	
23.5	19.3	19.3	21.3	17.6	23.4	-	22.2	M	T	3	
23.1	21.2	19.8	20.5	20.6	22.2	-	21.9	F	T	4	
27.3	20.7	24.0	20.4	18.4	20.4	-	22.0	M	T	5	
24.6	22.4	22.3	20.5	20.6	22.3	-	22.5	F	T	1A	
23.0	22.5	21.7	23.4	20.4	21.1	-	22.7	M	T	1B	
18.7	27.4	21.4	19.7	22.5	18.9	-	22.5	F	T	2	
24.0	23.9	23.0	22.7	21.4	21.5	-	23.3	M	T	3	
75.5	71.0	62.9	71.0	63.5	59.6	-	66.6	F	T	4	
46.7	34.0	35.0	36.6	32.4	30.0	-	37.5	M	T	5	
73.3	70.0	62.8	69.3	62.5	50.6	-	65.4	F	T	1A	
54.1	42.6	44.1	39.00	-	-	-	50.6	M	T	1B	
54.3	43.0	45.6	39.00	-	-	-	55.90	F	T	2	
45.0	38.0	33.0	29.1	20.0	-	-	51.1	M	T	3	
45.60	40.10	25.60	-	-	-	-	40.9	F	T	4	
45.6	39.1	33.9	28.0	20.7	-	-	42.1	M	T	5	
33.0	33.7	37.1	26.7	13.0	-	-	41.0	F	T	1A	
30.6	36.00	20.2	34.00	-	-	-	33.6	M	T	1B	
33.0	33.0	36.2	27.4	13.7	-	-	33.7	F	T	2	
23.2	20.7	19.6	21.2	20.7	-	-	33.7	M	T	3	
24.3	24.4	18.0	23.7	25.00	-	-	33.7	F	T	4	
23.6	21.7	19.5	21.0	21.2	-	-	22.0	M	T	5	
21.1	19.0	23.4	19.2	20.2	-	-	24.0	F	T	1A	
21.0	21.0	23.0	18.7	24.1	-	-	22.5	M	T	1B	
22.2	21.0	23.0	18.5	23.6	-	-	21.2	F	T	2	
20.6	18.3	21.1	16.0	25.0	-	-	21.6	M	T	3	
20.0	16.4	23.1	16.7	13.4	-	-	22.3	F	T	4	
21.3	18.2	21.7	17.1	20.1	-	-	21.6	M	T	5	
70.4	64.7	69.2	56.2	50.3	-	-	70.1	F	T	1A	
61.0	62.6	35.0	29.8	30.6	-	-	56.5	M	T	1B	
75.7	65.3	67.1	55.2	57.4	-	-	69.6	F	T	2	
45.7	36.8	47.10	33.3	37.00	28.0	-	44.8	M	T	3	
73.60	20.70	-	-	-	-	-	66.40	F	T	4	
49.0	38.3	46.4	33.3	37.00	28.5	-	46.7	M	T	5	
41.0	34.2	71.0	31.8	34.1	40.1	-	47.3	F	T	1A	
30.1	34.20	13.2	26.3	24.2	-	-	31.3	M	T	1B	
41.4	34.4	70.0	32.1	33.0	40.4	-	47.0	F	T	2	
47.9	69.4	45.7	30.3	23.7	42.3	-	49.6	M	T	3	
33.0	24.7	35.3	18.5	16.8	24.8	-	29.5	F	T	4	
47.1	67.7	45.2	38.5	23.1	41.8	-	48.7	M	T	5	
20.0	21.7	25.0	27.0	22.2	20.0	-	25.0	F	T	1A	
113.10	23.7	23.5	19.3	19.3	18.4	-	74.6	M	T	1B	
60.0	22.4	25.0	26.0	20.0	20.0	-	44.0	F	T	2	
23.4	25.2	28.0	62.0	32.3	21.0	-	31.4	M	T	3	
23.4	24.0	23.1	21.5	20.9	21.5	-	23.0	F	T	4	
24.1	25.3	29.7	53.0	32.0	23.2	-	30.2	M	T	5	
20.5	22.2	26.2	18.3	21.0	21.3	-	28.5	F	T	1A	
10.0	10.6	18.0	15.7	14.9	16.1	-	19.0	M	T	1B	
27.6	21.0	25.3	17.5	23.5	21.4	-	26.0	F	T	2	
60.0	75.0	77.5	64.2	50.0	50.4	-	69.7	M	T	3	
80.7	50.1	43.8	34.1	45.0	40.1	-	65.4	F	T	4	
73.0	75.2	77.1	64.5	60.6	60.1	-	71.4	M	T	5	

TAB.D5

GROSS MONTHLY PAY(CORRECTED)  
OF FULL-TIME EMPLOYEES:  
MEAN(M) AND COEFFICIENT OF  
VARIATION(CV) ACCORDING TO  
ACTIVITY, SEX, QUALIFICATION  
AND SIZE OF ENTERPRISE

ACTIVITY	NACE	QUALIFICATION	SEX	SIZE OF ENTERPRISE (NUMBER OF EMPLOYEES)							TOG. ENS.	
				10	50	100	200	500	>=	(*)		
				- 49	- 99	- 199	- 499	- 999	1000			
FURNITURE, HSEHD. GOODS, HARDWARE	615	1A	M	8213	9450	9728	8376#	.	8705#	-	8755	
			F	8179	9107	9700	8376#	.	8705#	-	7397#	
		1B	M	4905	5412	5390	5608	5181	5542	-	5274	
			F	4305	4131	4072	.	.	4357	-	4190	
		2	M	4815	5233	5274	5451	5174	5489	-	5157	
			F	3464	4054	3578	3850	3803	3612	-	3697	
		3	M	3145	3376#	2809#	2933	.	3742#	-	3180	
			F	3431	3952	3514	3782	3778	3622	-	3640	
		4	M	2520	2525	2568	2650	2557	2615	-	2558	
			F	2241	2375	2369	2278	2362	2534	-	2330	
		5	M	2439	2469	2505	2526	2474	2596	-	2487	
			F	2028	2114	2050	2008	2072	1992	-	2043	
	T	M	1722	1807	1788	1833	1867	2164	-	1808		
		F	1909	1977	1946	1938	1985	2068	-	1947		
	TEXTILES, CLOTH- ING, FOOTWR. LEATHERWARE	616	1A	M	1661	1671	1687	1722	1821	1729	-	1685
				F	1442	1496	1554	1591	1590	1659	-	1528
			1B	M	1597	1628	1628	1663	1668	1722	-	1623
				F	3022	3219	3072	3017	3235	3429	-	3113
			2	M	2101	2074	1962	1942	2081	2351	-	2066
				F	2768	2824	2735	2697	2889	3163	-	2804
			3	M	8256	10394#	9958#	.	.	.	-	8772
				F	8056	10228#	9252#	.	.	.	-	8548
			4	M	5382	5702	5461	5585	.	5118#	-	5466
				F	4100	4686#	3993#	4426	.	3567	-	4100
5			M	5098	5533	5223	5390	.	4202	-	5161	
			F	3841	4685	4922	3197	.	2978#	-	4134	
T	M	2924	3005	3245	.	.	2635	-	2864			
	F	3635	4263	4487	3348	.	2718	-	3828			
FOOD, DRINK, TOBACCO	617	1A	M	2539	2596	2998	3056	.	2972#	-	2617	
			F	2283	2340	2554	2612	.	1898	-	2265	
		1B	M	2395	2465	2736	2741	.	1995	-	2406	
			F	1982	2233	2332	2151	.	2141#	-	2086	
		2	M	1773	1751	1924	2154	.	1893	-	1805	
			F	1850	1935	2079	2153	.	1922	-	1908	
		3	M	1740	1713	1541	1845	.	1782	-	1727	
			F	1495	1412	1383	1669	.	1502	-	1464	
		4	M	1590	1510	1409	1738	.	1557	-	1549	
			F	3549	3692	4076	3964	.	3399#	-	3648	
		5	M	2021	1963	1906	2412	.	2006	-	2014	
			F	2805	2822	2845	3196	.	2262	-	2797	
TOBACCO PRODUCTS	617.6	1A	M	6989	9804#	9379#	10787#	.	.	-	8066	
			F	6972	9659	9354#	10787#	.	9309#	-	8008	
		1B	M	5077	4687	5674#	5321	4892#	5043	-	5110	
			F	.	3747#	.	.	.	.	-	4193#	
		2	M	5030	4587	5450#	5215	4892#	4974	-	5021	
			F	3308	3310	3772	3708	3176	3489	-	3451	
		3	M	2799	2771	.	2734	.	.	-	2811	
			F	3232	3250	3768	3623	3145	3432	-	3381	
		4	M	2395	2557	2564	2912	2528	2661	-	2545	
			F	2141	2294	2403	2320	2351	2364	-	2254	
		5	M	2340	2496	2522	2786	2425	2591	-	2477	
			F	2028	2214	2249	2196	2279	2401	-	2158	
T	M	1743	1835	1770	1670	1746	1757	-	1743			
	F	1953	2114	2100	2030	2086	2235	-	2042			
T	M	1682	1713	1750	1878	1821	1831	-	1743			
	F	1398	1513	1511	1466	1535	1683	-	1479			
T	M	1567	1618	1625	1668	1726	1759	-	1622			
	F	2669	2761	2922	2782	2474	2764	-	2733			
T	M	1840	1835	1753	1691	1826	1843	-	1788			
	F	2453	2490	2525	2442	2256	2520	-	2465			



REMUNERATION MENSUELLE BRUTE  
CORRIGEE DES SALAIRES A TEMPS PLEIN:  
MOYENNE(M) ET COEFFICIENT DE VARIATION  
(CV) SELON L ACTIVITE , LE SEXE,  
LA QUALIFICATION ET LA TAILLE  
DE L ENTREPRISE

CV

TAILLE ENTREPRISE (NOMBRE DE SALAIRES)							SEXE	QUALIFICATION	NACE	ACTIVITE	
10 - 40	50 - 99	100 - 199	200 - 499	500 - 999	>= 1000	(*) TOG. ENS.					
40.1	30.8	30.2	30.00	-	41.20	-	45.5	M	1A	615	MEUBLES, ART. MENAGERS QUINCAILLERIE
40.2	42.1	30.9	30.00	-	41.20	-	48.20	F	1A	615	MEUBLES, ART. MENAGERS QUINCAILLERIE
30.1	30.0	35.2	47.2	-	-	-	45.9	M	1B	615	MEUBLES, ART. MENAGERS QUINCAILLERIE
30.6	20.2	20.0	-	-	-	-	30.1	F	1B	615	MEUBLES, ART. MENAGERS QUINCAILLERIE
35.0	30.3	35.4	47.7	30.6	32.0	-	26.3	M	2	615	MEUBLES, ART. MENAGERS QUINCAILLERIE
43.4	53.0	42.3	51.7	35.7	34.7	-	30.0	F	2	615	MEUBLES, ART. MENAGERS QUINCAILLERIE
37.0	35.70	30.00	24.0	-	30.30	-	46.3	M	3	615	MEUBLES, ART. MENAGERS QUINCAILLERIE
43.1	52.0	42.0	51.3	35.7	35.1	-	36.4	F	3	615	MEUBLES, ART. MENAGERS QUINCAILLERIE
27.7	32.0	23.0	32.5	24.6	22.7	-	45.0	M	4	615	MEUBLES, ART. MENAGERS QUINCAILLERIE
23.5	22.2	22.5	25.0	14.0	22.0	-	27.0	F	4	615	MEUBLES, ART. MENAGERS QUINCAILLERIE
27.3	20.0	23.6	31.7	21.0	22.0	-	22.0	M	5	615	MEUBLES, ART. MENAGERS QUINCAILLERIE
24.0	21.1	24.1	23.0	24.1	21.2	-	27.0	F	5	615	MEUBLES, ART. MENAGERS QUINCAILLERIE
20.0	20.0	22.3	24.6	30.2	21.3	-	23.4	M	1A	616	TEXTILE, HABILLEMENT, CHAUSSURES
24.4	22.4	24.5	24.6	27.1	21.7	-	23.3	F	1A	616	TEXTILE, HABILLEMENT, CHAUSSURES
10.1	20.0	22.3	24.0	17.4	19.4	-	24.2	M	2	616	TEXTILE, HABILLEMENT, CHAUSSURES
14.0	15.4	10.0	19.5	10.0	10.4	-	21.1	F	2	616	TEXTILE, HABILLEMENT, CHAUSSURES
10.3	10.0	21.1	23.1	15.5	10.4	-	17.2	M	3	616	TEXTILE, HABILLEMENT, CHAUSSURES
70.3	72.2	67.3	65.2	63.5	55.3	-	20.4	F	3	616	TEXTILE, HABILLEMENT, CHAUSSURES
50.3	41.0	40.4	32.3	30.4	35.0	-	67.6	M	4	616	TEXTILE, HABILLEMENT, CHAUSSURES
71.0	71.0	67.7	65.0	64.1	55.6	-	46.8	F	4	616	TEXTILE, HABILLEMENT, CHAUSSURES
40.0	47.20	37.00	-	-	-	-	67.0	M	5	616	TEXTILE, HABILLEMENT, CHAUSSURES
50.4	46.50	42.10	-	-	-	-	48.7	F	5	616	TEXTILE, HABILLEMENT, CHAUSSURES
40.4	37.4	31.7	24.2	-	20.00	-	43.70	M	1A	617	PRODUITS ALIM., BOISSONS, TABAC
31.5	30.00	31.10	21.0	-	20.0	-	40.2	F	1A	617	PRODUITS ALIM., BOISSONS, TABAC
47.0	30.3	33.4	25.4	-	34.0	-	41.5	M	1B	617	PRODUITS ALIM., BOISSONS, TABAC
57.5	55.0	55.3	30.3	-	20.70	-	32.7	F	1B	617	PRODUITS ALIM., BOISSONS, TABAC
42.2	31.0	47.0	-	-	33.2	-	42.1	M	2	617	PRODUITS ALIM., BOISSONS, TABAC
50.0	50.0	57.4	29.5	-	32.7	-	57.7	F	2	617	PRODUITS ALIM., BOISSONS, TABAC
27.4	30.0	34.6	16.7	-	27.40	-	30.7	M	3	617	PRODUITS ALIM., BOISSONS, TABAC
24.2	23.5	10.3	20.1	-	20.5	-	57.4	F	3	617	PRODUITS ALIM., BOISSONS, TABAC
20.4	31.4	20.1	20.4	-	33.2	-	30.0	M	4	617	PRODUITS ALIM., BOISSONS, TABAC
25.0	20.3	33.3	20.0	-	20.30	-	25.6	F	4	617	PRODUITS ALIM., BOISSONS, TABAC
20.3	24.4	20.0	10.3	-	32.4	-	20.1	M	5	617	PRODUITS ALIM., BOISSONS, TABAC
20.5	20.2	32.5	10.1	-	31.0	-	28.0	F	5	617	PRODUITS ALIM., BOISSONS, TABAC
25.5	45.0	10.5	10.0	-	32.6	-	28.3	M	1A	617.6	PRODUITS DE TABAC
10.2	17.5	15.7	14.1	-	16.5	-	20.1	F	1A	617.6	PRODUITS DE TABAC
23.7	33.0	10.0	10.2	-	22.0	-	30.7	M	2	617.6	PRODUITS DE TABAC
70.4	77.0	67.0	57.0	-	70.40	-	10.3	F	2	617.6	PRODUITS DE TABAC
50.0	50.2	40.1	37.3	-	47.0	-	25.4	M	3	617.6	PRODUITS DE TABAC
01.0	01.0	70.3	50.0	-	00.4	-	76.0	F	3	617.6	PRODUITS DE TABAC
00.0	42.50	44.00	34.10	-	-	-	40.6	M	4	617.6	PRODUITS DE TABAC
50.7	42.0	44.10	34.10	-	10.70	-	70.5	F	4	617.6	PRODUITS DE TABAC
40.0	32.0	50.30	33.7	23.70	25.4	-	48.0	M	5	617.6	PRODUITS DE TABAC
40.2	32.0	50.20	34.7	23.70	20.7	-	43.7	F	5	617.6	PRODUITS DE TABAC
50.4	20.0	45.0	40.4	10.3	22.2	-	50.00	M	1B	617.6	PRODUITS DE TABAC
34.2	24.0	24.3	24.3	-	-	-	44.6	F	1B	617.6	PRODUITS DE TABAC
40.2	20.0	45.0	40.0	22.3	23.2	-	41.7	M	2	617.6	PRODUITS DE TABAC
27.7	20.0	23.7	27.1	13.4	23.0	-	33.3	F	2	617.6	PRODUITS DE TABAC
27.0	22.5	23.0	23.1	17.3	20.0	-	41.0	M	3	617.6	PRODUITS DE TABAC
20.0	21.5	23.7	20.1	10.1	23.0	-	20.6	F	3	617.6	PRODUITS DE TABAC
24.4	24.1	22.0	24.5	21.2	20.4	-	24.7	M	4	617.6	PRODUITS DE TABAC
25.2	22.0	10.1	20.0	10.0	17.4	-	20.7	F	4	617.6	PRODUITS DE TABAC
25.5	25.1	24.4	20.0	24.1	20.4	-	25.1	M	5	617.6	PRODUITS DE TABAC
21.0	20.3	21.2	33.0	15.7	22.6	-	22.3	F	5	617.6	PRODUITS DE TABAC
15.0	20.7	15.7	15.0	13.5	10.3	-	20.3	M	1A	617.6	PRODUITS DE TABAC
22.0	21.4	20.3	30.5	17.1	20.5	-	20.7	F	1A	617.6	PRODUITS DE TABAC
71.2	00.4	70.0	02.1	00.1	47.2	-	25.1	M	2	617.6	PRODUITS DE TABAC
55.7	41.4	34.0	20.0	27.0	31.0	-	22.0	F	2	617.6	PRODUITS DE TABAC
71.5	00.0	70.1	03.3	40.5	40.7	-	67.0	M	3	617.6	PRODUITS DE TABAC
-	-	-	-	-	-	-	-	F	3	617.6	PRODUITS DE TABAC
-	-	-	-	-	-	-	-	M	4	617.6	PRODUITS DE TABAC
-	-	-	-	-	-	-	-	F	4	617.6	PRODUITS DE TABAC
-	-	-	-	-	-	-	-	M	5	617.6	PRODUITS DE TABAC
-	-	-	-	-	-	-	-	F	5	617.6	PRODUITS DE TABAC
-	-	-	-	-	-	-	-	M	1A	617.6	PRODUITS DE TABAC
-	-	-	-	-	-	-	-	F	1A	617.6	PRODUITS DE TABAC
-	-	-	-	-	-	-	-	M	1B	617.6	PRODUITS DE TABAC
-	-	-	-	-	-	-	-	F	1B	617.6	PRODUITS DE TABAC
-	-	-	-	-	-	-	-	M	2	617.6	PRODUITS DE TABAC
-	-	-	-	-	-	-	-	F	2	617.6	PRODUITS DE TABAC
-	-	-	-	-	-	-	-	M	3	617.6	PRODUITS DE TABAC
-	-	-	-	-	-	-	-	F	3	617.6	PRODUITS DE TABAC
-	-	-	-	-	-	-	-	M	4	617.6	PRODUITS DE TABAC
-	-	-	-	-	-	-	-	F	4	617.6	PRODUITS DE TABAC
-	-	-	-	-	-	-	-	M	5	617.6	PRODUITS DE TABAC
-	-	-	-	-	-	-	-	F	5	617.6	PRODUITS DE TABAC
-	-	-	-	-	-	-	-	M	1A	617.6	PRODUITS DE TABAC
-	-	-	-	-	-	-	-	F	1A	617.6	PRODUITS DE TABAC
-	-	-	-	-	-	-	-	M	1B	617.6	PRODUITS DE TABAC
-	-	-	-	-	-	-	-	F	1B	617.6	PRODUITS DE TABAC
-	-	-	-	-	-	-	-	M	2	617.6	PRODUITS DE TABAC
-	-	-	-	-	-	-	-	F	2	617.6	PRODUITS DE TABAC
-	-	-	-	-	-	-	-	M	3	617.6	PRODUITS DE TABAC
-	-	-	-	-	-	-	-	F	3	617.6	PRODUITS DE TABAC
-	-	-	-	-	-	-	-	M	4	617.6	PRODUITS DE TABAC
-	-	-	-	-	-	-	-	F	4	617.6	PRODUITS DE TABAC
-	-	-	-	-	-	-	-	M	5	617.6	PRODUITS DE TABAC
-	-	-	-	-	-	-	-	F	5	617.6	PRODUITS DE TABAC

TAB.D5

GROSS MONTHLY PAY(CORRECTED)  
OF FULL-TIME EMPLOYEES:  
MEAN(M) AND COEFFICIENT OF  
VARIATION(CV) ACCORDING TO  
ACTIVITY, SEX, QUALIFICATION  
AND SIZE OF ENTERPRISE

ACTIVITY	NACE	Q U A L I F I C A T I O N	S E X	SIZE OF ENTERPRISE (NUMBER OF EMPLOYEES)							TO6. ENS.		
				10	50	100	200	500	>=	(*)			
				- 49	- 99	- 199	- 499	- 999	1000				
PHARMACEUTICAL, MEDICAL GDS., CLEANING MAT.	618	1A	M	7605	11102	9304	9005	.	10972#	-	8548		
			F	5903#	.	.	.	.	.	.	7328#		
		1B	M	7472	10699	8985#	9451	.	10972#	-	8444		
			F	5570	5525	4687	.	3875#	.	6469	.		
		2	M	4510	4105	3711	5086	.	.	5256	-	4508	
			F	5346	5345	4587	.	3832	.	6164	-		
		3	M	3981#	3878	3523	3545	.	.	4275	-	3839	
			F	3050	3083#	3019	3274	.	.	2843	-	3016	
		4	M	3817	3806	3415	3474	.	.	3750	-	3660	
			F	2724	2731	3846#	2738	.	.	2868	-	2839	
	5	M	2318	2570	2267	2661	2360	.	2886#	-	2431		
		F	2567	2658	2851	2689	.	.	2461	-	2658		
	T	M	1995	2149	2072	2185	2259	.	2378	-	2176		
		F	1723	1864	1766	1822	1865	.	2070	-	1800		
	PHARMACEUTICALS	618.1	1A	M	1865	1987	1900	1921	2026	.	2179	-	2011
				F	1647	1758	1599	1711	.	.	2304	-	1705
			1B	M	1484	1495	1451	1516	1535	.	1681	-	1556
				F	1581	1607	1503	1638	1563	.	1744	-	1609
			2	M	3132	3391	3288	.	2667	.	3082	-	.
				F	2026	2055	1922	2036	1862	.	2093	-	2027
3			M	2722	2822	2660	.	2170	.	2472	-	2750#	
			F	.	.	.	7916	.	10972#	-	9176#		
4			M	.	.	.	.	.	.	.	-	.	
			F	.	.	.	8247	.	10972#	-	9055#		
5	M	5285#	.	4117	6174	3875#	.	6469	-	5303			
	F	.	.	.	.	.	.	5256	-	4888#			
T	M	4926#	.	4030	6317	3832	.	6164	-	5154			
	F	.	.	4725#	3972	.	.	4275	-	4140			
OTHER WHOLESALE DISTRIBUTION	619	1A	M	.	.	.	.	.	.	.	.		
			F	.	.	.	.	.	.	.	.		
		1B	M	3429	.	4400#	3215	.	.	2843	-	2978	
			F	2832#	.	.	3697	.	.	3750	-	3722	
		2	M	2197#	.	1877#	2856	.	.	2868	-	2808	
			F	2433	.	2006	2697	2360	.	2886#	-	2435	
		3	M	2026	2321#	2001	2188	.	.	2872	-	2625	
			F	1668	1671	1715	1838	1865	.	2378	-	2280	
		4	M	1803	1854	1829	1934	2026	.	2070	-	1845	
			F	1479#	1713	1587	1775	.	.	2179	-	2062	
5	M	1592#	1388	1458	1585	1535	.	1681	-	1580			
	F	1530	1502	1477	1629	1563	.	1744	-	1617			
T	M	3180#	2199#	2955	2836	2667	.	3082	-	2956			
	F	2023	1673	1735	1938	1862	.	2093	-	1980			
PAPER, BOOKS, STATIONERY, NEWSPAPERS	619.1/2	1A	M	2550	1854	2235	2214	2170	2472	-	2345		
			F	9596	7838	.	13457	.	.	.	10434#		
		1B	M	6720#	.	.	.	.	.	.	-	6719	
			F	.	9257	7672	13457	.	.	.	10061#		
		2	M	5491	6170	6367	6755	.	.	.	-	5933	
			F	4601	4208	4170	5200#	.	.	.	-	4557	
		3	M	5328	5807	6008	6523	.	.	.	-	5691	
			F	4476	4534	4344	5575	.	.	.	-	4831	
		4	M	3498	4168#	3226	4141#	.	.	.	-	3722	
			F	4280	4450	4140	5325	.	.	.	-	4448	
5	M	2673	2514	2857	2985	.	.	.	-	2710			
	F	2339	2404	2492	2704	.	.	.	-	2428			
T	M	2509	2460	2629	2849	.	.	.	-	2568			
	F	2091	2234	2324	2538	.	.	.	-	2206			
PAPER, BOOKS, STATIONERY, NEWSPAPERS	619.1/2	1A	M	1854	1935	1861	2233	.	.	.	1913		
			F	1956	2065	2026	2378	.	.	.	2036		
		1B	M	1686	1625	1912	2057	.	.	.	1744		
			F	1532	1630	1650	1845	.	.	.	1821		
		2	M	1593	1628	1749	1926	.	.	.	1871		
			F	4063	3643	3761	4703	.	.	.	4027		
		3	M	2197	2282	2060	2490	.	.	.	2230		
			F	3263	3057	2881	3806	.	.	.	3241		
		4	M	9717	11009#	8231#	12709#	.	.	.	8922		
			F	.	.	.	.	.	.	.	6396#		
5	M	9422	10489#	7965#	12709#	.	.	.	9613				
	F	5499	6247#	.	6576	.	.	.	5898				
T	M	4281#	.	.	.	.	.	.	4370#				
	F	5353	6034#	.	6445	.	.	.	5743				
3	M	4482	4428	5023	5188	.	.	.	4709				
	F	3767	.	.	3339#	.	.	.	3822				
4	M	4319	4274	4730	4969	.	.	.	4508				
	F	2905	2583	.	3149	.	.	.	2800				
5	M	2361	2163#	2802	2815	.	.	.	2522				
	F	2654	2481	2923	2948	.	.	.	2716				
T	M	2094	2573	2440	2598	.	.	.	2290				
	F	1904	1916	2041	2245	.	.	.	1891				
T	M	2002	2250	2150	2411	.	.	.	2134				
	F	1791	1812	.	2133	.	.	.	1895				
T	M	1510	1744	1740	1799	.	.	.	1850				
	F	1652	1783	1863	1975	.	.	.	1774				
T	M	4009	3581	4636#	4464	.	.	.	4082				
	F	2343	2006	2184	2433	.	.	.	2295				
T	M	3401	3036	3339	3709	.	.	.	3405				
	F	.	.	.	.	.	.	.	.				

TAB.D5

REMUNERATION MENSUELLE BRUTE  
CORRIGEE DES SALAIRES A TEMPS PLEIN:  
MOYENNE(M) ET COEFFICIENT DE VARIATION  
(CV) SELON L'ACTIVITE, LE SEXE,  
LA QUALIFICATION ET LA TAILLE  
DE L'ENTREPRISE

CV

TAILLE ENTREPRISE (NOMBRE DE SALARIES)							SEXE	QUALIFICATION	NACE	ACTIVITE	
10	50	100	200	500	>= 1000	(*)					
40	90	190	490	990			T06.				
							ENS.				
48.0	37.0	31.0	32.0	-	23.30	-	45.1	M	1A	610	PR. PHARM.
23.50							45.98	F			MEDICAM.
49.3	38.6	33.00	36.4		23.30		45.4	T			D'ENTRETIEN
50.2	38.3	28.2		10.20	18.4			M	10		
30.2	24.5	22.7	30.3		14.1			F			
48.6	31.3	28.6		10.4	19.7		30.8	T			
143.10	52.1	36.8	34.0		27.1		91.5	M	2		
33.4	30.50	39.0	20.0		27.0		31.7	F			
138.2	51.0	37.0	32.4		33.3		88.3	T			
38.7	22.1	80.00	26.1		30.4		44.6	M	3		
20.6	19.5	23.0	27.0	16.4	25.00		26.3	F			
35.3	21.3	72.0	27.3	14.7	29.2		39.7	T			
22.2	21.8	20.5	19.4	10.3	25.0		23.7	M	4		
21.6	19.7	15.4	18.5	14.7	24.0		22.6	F			
23.2	21.0	20.0	20.7	19.3	25.4		24.2	T			
20.6	21.0	20.0	22.3		22.0		23.0	M	5		
22.4	16.4	14.1	16.4	14.0	25.2		20.6	F			
21.0	21.1	17.7	18.2	15.6	27.1		22.1	T			
105.1	71.2	82.8		51.4	58.0			M	T		
48.8	51.3	38.2	48.0	24.5	31.0		41.8	F			
100.2	73.1	85.1		46.1	52.5		803.20	T			
			27.5		23.30		41.20	M	1A	610.1	PRODUITS PHARM.
			26.5		23.30		41.00	F			
30.50		22.5	12.6	10.20	10.4		30.9	M	10		
					14.1		32.50	F			
30.00		23.3	19.0	10.4	19.7		31.7	T			
		36.70	20.4		27.1		30.7	M	2		
			17.2		27.0		32.0	F			
15.0		42.50	20.6		33.3		34.7	T			
20.20			23.4		30.4		27.0	M	3		
26.00		26.30	18.1	16.4	25.00		25.2	F			
27.0		23.0	21.1	14.7	20.2		27.3	T			
10.2	25.00	17.5	18.5	10.3	25.0		23.4	M	4		
20.1	20.3	13.3	16.6	14.7	24.0		22.6	F			
21.6	28.0	17.3	19.1	19.3	25.4		24.2	T			
20.00	18.1	18.3	18.6		22.0		26.4	M	5		
25.10	15.3	12.0	14.0	14.0	25.2		20.9	F			
27.3	19.7	14.4	16.6	15.6	27.1		22.8	T			
92.10	42.10	58.5	55.3	51.4	58.0		60.6	M	T		
48.2	48.7	38.7	38.7	24.5	31.0		35.4	F			
85.10	48.0	61.0	51.0	46.1	52.5		58.1	T			
41.1	39.8		29.7				219.00	M	1A	610	AUTRES COMMERCES DE GROS
40.00							39.9	F			
	42.3	39.0	29.7				216.70	T			
48.0	49.1	39.0	40.5				46.3	M	10		
45.5	27.4	16.5	33.00				39.7	F			
47.2	49.7	41.2	41.0				48.7	T			
50.4	51.4	38.7	35.9				52.0	M	2		
37.7	61.10	16.1	49.40				47.1	F			
57.1	53.0	38.5	38.0				52.2	T			
36.2	26.4	18.0	20.9				31.4	M	3		
20.2	24.1	17.7	17.7				25.0	F			
33.0	25.5	19.0	20.2				29.3	T			
20.0	33.3	20.5	20.5				28.1	M	4		
27.0	24.2	22.5	19.4				25.0	F			
20.6	30.1	24.1	21.1				28.0	T			
20.2	19.7	22.0	17.7				25.2	M	5		
27.2	16.7	15.3	19.7				22.0	F			
20.5	17.6	20.0	19.7				24.2	T			
231.1	70.0	63.0	71.1				176.4	M	T		
56.9	69.9	36.2	44.6				54.2	F			
220.0	70.4	67.7	75.8				160.5	T			
45.0	25.00	47.20	29.60				43.5	M	1A	610.1/2	PAPIER, LIVRES, JOURNEAUX
							37.00	F			
46.3	31.30	40.20	29.00				44.0	T			
42.0	38.20		30.0				39.1	M	10		
43.00							37.30	F			
43.0	39.30		30.4				40.0	T			
47.4	45.9	36.6	34.0				43.2	M	2		
33.1			28.40				31.5	F			
45.0	46.0	37.9	38.7				43.2	T			
45.5	30.1		22.0				39.4	M	3		
23.4	24.00	15.0	16.0				22.0	F			
40.5	30.1	16.0	20.2				34.2	T			
22.3	41.3	17.4	18.0				20.7	M	4		
24.2	18.0	19.3	17.0				22.4	F			
23.0	30.4	20.4	19.0				27.0	T			
20.5	14.8		15.1				19.5	M	5		
17.3	16.0	16.4	20.0				19.2	F			
21.1	15.4	20.3	19.2				20.7	T			
76.0	75.2	63.30	61.3				72.4	M	T		
54.4	30.5	27.6	31.3				45.6	F			
79.2	78.8	71.0	65.4				75.4	T			

TAB.D5

GROSS MONTHLY PAY(CORRECTED)  
OF FULL-TIME EMPLOYEES:  
MEAN(M) AND COEFFICIENT OF  
VARIATION(CV) ACCORDING TO  
ACTIVITY, SEX, QUALIFICATION  
AND SIZE OF ENTERPRISE

ACTIVITY	NACE	Q U A L I F I C A T I O N	S E X	SIZE OF ENTERPRISE (NUMBER OF EMPLOYEES)							TOG. ENS.
				10	50	100	200	500	>=	(*)	
				- 49	- 99	- 199	- 499	- 999	1000		
WHOLESALE TRADE	61	1A	M	7984	9809	9793	10250	11094	10916	-	8811
			F	7090	7646#	7027#	-	-	-	-	7235
		1B	M	7914	9643	9676	10260	10950	10802	-	8705
			F	5180	5355	5595	-	5781	5795	-	5574
		2	M	4467	4214	4025	4428	4935	4600	-	4396
			F	5085	5231	5452	-	5708	5726	-	5456
		3	M	3568	3961	3837	3805	3711	3916	-	3761
			F	3103	3394	3331	3191	3288	3360	-	3236
		4	M	3508	3885	3786	3739	3678	3859	-	3700
			F	2506	2572	2654	2780	2704	2914	-	2631
	5	M	2318	2428	2415	2449	2489	2633	-	2417	
		F	2453	2529	2582	2685	2631	2831	-	2568	
	T	M	2050	2186	2206	2163	2279	2344	-	2148	
		F	1782	1855	1869	1839	1964	2022	-	1853	
	T	M	1963	2068	2078	2041	2154	2215	-	2043	
		F	1700	1734	1787	1816	1943	2063	-	1779	
	T	M	1452	1539	1531	1564	1638	1723	-	1536	
		F	1617	1655	1671	1704	1841	1925	-	1685	
	T	M	2864	3082	3176	3167#	3225	3443	-	3107	
		F	2069	2062	1880	1981	2140	2240	-	2068	
T	M	2725	2776	2811	2806	2918	3104	-	2811		
	F	5830#	-	-	-	-	7592#	-	7102		
FOOD, DRINK, TOBACCO	641/642	1A	M	-	-	-	-	-	-	-	5905#
			F	5725#	8829#	-	-	-	7592#	-	7003
		1B	M	4426#	5004	5308#	4756	4162	5103	-	4889
			F	3991#	3691#	-	4067#	-	4018	-	4004
		2	M	4329	4446	5236#	4612	4174	4983	-	4757
			F	3114	3374	2960	3157	3001	3310	-	3263
		3	M	2183	3046#	2212#	2631	1959	2376	-	2400
			F	2924	3265	2714	2894	2736	3091	-	3051
		4	M	2199	2546	2178	2597	2354	2616	-	2551
			F	1892	1845	1773	2015	1849	1965	-	1945
	5	M	2028	2105	2004	2275	2155	2305	-	2257	
		F	2102	2175	2176	2195	2164	2149	-	2150	
	T	M	1621	1612	1596	1664	1692	1686	-	1667	
		F	1890	1860	1840	1882	1892	1879	-	1878	
	T	M	1625	1695	1664	1696	1621	1757	-	1715	
		F	1398	1463	1447	1502	1483	1520	-	1484	
	T	M	1447	1510	1500	1550	1542	1605	-	1555	
		F	2559	2678	2461	2528	2523	2704	-	2648	
	T	M	1603	1714	1600	1706	1669	1754	-	1714	
		F	2051	2086	1956	2036	2117	2220	-	2158	
DISPENSING CHEMISTS	643	1A	M	7447#	-	-	-	-	-	-	7410#
			F	5724#	-	-	-	-	-	-	5854#
		1B	M	6492#	-	-	-	-	-	-	6540#
			F	4355	-	-	-	-	-	-	4370
		2	M	4146	-	-	-	-	-	-	4082
			F	4273	3858	-	-	-	-	-	4250
		3	M	3579	-	-	-	-	-	-	3586
			F	3186#	-	-	-	-	-	-	3186#
		4	M	3411	-	-	-	-	-	-	3417
			F	2783	-	-	-	-	-	-	2779
	5	M	2297	-	-	-	-	-	-	2297	
		F	2466	-	-	-	-	-	-	2465	
	T	M	2339	2199	-	-	-	-	-	2324	
		F	1746	-	-	-	-	-	-	1747	
	T	M	1848	2125	-	-	-	-	-	1855	
		F	1446	1581	-	-	-	-	-	1468	
	T	M	1432	-	-	-	-	-	-	1435	
		F	1434	1608	-	-	-	-	-	1442	
	T	M	3362	2452#	-	-	-	-	-	3315	
		F	2191	3390#	-	-	-	-	-	2210	
T	M	2565	2819#	-	-	-	-	-	2573		
	F	9020#	-	-	-	-	-	-	9161#		
MEDICAL GOODS, COSMETICS, CLEANING.MAT.	644	1A	M	-	-	-	-	-	-	-	6362#
			F	8402#	-	-	-	-	-	-	8480#
		1B	M	5862#	5028	4723#	7344#	-	7326	-	5993
			F	4198#	-	-	-	-	-	-	4383
		2	M	5319#	5112	4486	6539#	-	6686	-	5606
			F	3812	3473	4224	4032	-	3795	-	3815
		3	M	2416	-	-	2241#	-	3094	-	2843
			F	3350	3726	4131	3750	-	3141	-	3502
		4	M	2618	2448	2099	-	-	-	-	2569
			F	2188	2303	1858	1970#	-	2492	-	2232
	5	M	2405	2337	1993	2131#	-	2614	-	2369	
		F	2070	2182	1876	1842	-	2336	-	2048	
	T	M	1897	1781	1588	1824	-	2170	-	1893	
		F	1960	1961	1786	1902	-	2212	-	1858	
	T	M	1577	1834#	1491	1665#	-	2098#	-	1681	
		F	1493	1594	1303	1430	-	1761	-	1556	
	T	M	1522	1708	1388	1527	-	1835	-	1598	
		F	3311	3282	2921	3797	-	4184#	-	3371	
	T	M	2080	2299	1657	2122	-	2606	-	2219	
		F	2650	2774	2586	3323	-	2824	-	2763	

TAB.D5

REMUNERATION MENSUELLE BRUTE  
CORRIGEE DES SALAIRES A TEMPS PLEIN:  
MOYENNE(M) ET COEFFICIENT DE VARIATION  
(CV) SELON L ACTIVITE , LE SEXE,  
LA QUALIFICATION ET LA TAILLE  
DE L ENTREPRISE

CV

TAILLE ENTREPRISE (NOMBRE DE SALAIRES)							SEXE	QUALIFICATION	NACE	ACTIVITE			
10 - 40	50 - 90	100 - 199	200 - 499	500 - 999	>= 1000	(*) ENS.							
93.6	41.3	42.8	37.3	45.2	35.3	-	73.4	M	1A	61	COMMERCE DE GROS		
59.2	43.30	37.70	-	-	-	-	54.4	F					
91.9	41.9	43.1	37.3	45.5	35.5	-	72.0	T					
44.2	38.3	50.4	-	35.7	40.1	-	374.5	M	1B				
42.9	31.2	23.0	33.0	28.0	28.0	-	37.0	F					
44.4	38.5	50.3	-	35.6	40.0	-	363.0	T					
57.5	53.7	43.4	45.4	30.5	34.7	-	40.0	M	2				
37.2	30.0	36.7	28.5	26.1	30.0	-	35.2	F					
56.1	52.7	43.1	44.6	30.5	34.6	-	47.9	T					
27.7	24.4	20.0	27.3	20.1	24.3	-	27.0	M	3				
62.8	22.0	22.7	24.0	18.0	22.5	-	42.1	F					
39.7	24.1	27.7	27.2	20.1	24.3	-	31.0	T					
23.9	23.4	25.5	31.7	23.7	24.0	-	25.0	M	4				
25.0	22.3	23.4	22.8	24.5	23.2	-	24.1	F					
25.1	24.4	26.2	30.4	25.1	25.3	-	26.3	T					
23.6	21.9	23.0	27.5	23.7	22.7	-	24.5	M	5				
10.0	20.1	17.8	19.0	18.4	19.7	-	19.8	F					
23.6	22.1	22.6	25.9	23.8	23.5	-	24.2	T					
92.9	72.9	71.7	586.20	63.2	59.1	-	231.1	M	7				
64.5	48.2	48.6	38.7	37.7	37.0	-	51.4	F					
91.3	72.4	71.0	552.3	63.2	59.9	-	217.6	T					
44.80	-	-	-	-	35.60	-	45.0	M	1A	641/642		PR. ALIMENTAIRES, BOISSONS, TABAC	
-	-	-	-	-	-	-	36.00	F					
44.40	48.30	-	-	-	35.00	-	45.7	T					
41.20	27.1	39.50	25.2	27.5	34.5	-	34.7	M	1B				
26.50	22.70	-	25.40	-	17.5	-	21.2	F					
39.1	30.0	37.70	28.0	27.6	34.4	-	34.4	T					
34.0	38.7	28.6	28.4	33.0	40.2	-	38.8	M	2				
30.3	48.40	27.10	33.8	32.0	35.5	-	38.1	F					
36.2	42.1	30.8	30.9	37.0	41.9	-	40.9	T					
25.7	19.3	26.8	20.0	25.0	24.1	-	24.6	M	3				
21.0	18.7	27.0	25.1	26.0	28.6	-	27.5	F					
25.2	25.1	28.8	28.2	28.1	29.5	-	28.2	T					
25.0	22.3	28.0	22.6	25.6	26.0	-	25.6	M	4				
22.9	18.7	16.6	16.0	28.1	21.2	-	20.7	F					
27.0	25.9	28.7	25.1	26.3	27.3	-	27.0	T					
23.4	21.1	25.5	17.5	22.0	22.2	-	22.2	M	5				
17.7	17.0	17.1	13.6	18.2	16.8	-	16.8	F					
20.5	19.1	21.0	15.8	20.6	20.6	-	20.3	T					
57.7	65.7	57.9	57.9	51.2	50.3	-	52.0	M					
37.6	45.8	38.7	31.3	25.3	30.5	-	33.0	F					
58.6	64.2	55.1	48.0	50.5	51.1	-	53.1	T					
44.00	-	-	-	-	-	-	44.50	M	1A	643			PHARMACIES
47.40	-	-	-	-	-	-	46.40	F					
48.20	-	-	-	-	-	-	47.20	T					
38.4	-	-	-	-	-	-	39.1	M	1B				
28.1	-	-	-	-	-	-	27.3	F					
35.0	17.8	-	-	-	-	-	35.2	T					
28.4	-	-	-	-	-	-	28.2	M	2				
46.00	-	-	-	-	-	-	46.00	F					
37.0	-	-	-	-	-	-	36.8	T					
23.8	-	-	-	-	-	-	23.9	M	3				
28.1	-	-	-	-	-	-	28.1	F					
28.1	-	-	-	-	-	-	28.0	T					
29.9	18.7	-	-	-	-	-	29.1	M	4				
22.1	-	-	-	-	-	-	22.0	F					
27.4	18.4	-	-	-	-	-	27.3	T					
18.6	16.3	-	-	-	-	-	18.5	M	5				
15.7	-	-	-	-	-	-	15.8	F					
16.3	16.6	-	-	-	-	-	16.5	T					
56.8	53.00	-	-	-	-	-	57.2	M					
58.8	58.38	-	-	-	-	-	59.3	F					
62.8	59.08	-	-	-	-	-	62.7	T					
71.60	-	-	-	-	-	-	68.20	M	1A	644	ART. MEDICAX, PRODUITS D'ENTRETIEN		
-	-	-	-	-	-	-	44.00	F					
-	-	-	-	-	-	-	67.60	T					
69.40	-	-	-	-	-	-	47.4	M	1B				
57.50	34.3	39.70	46.90	-	23.1	-	28.0	F					
27.70	-	-	-	-	-	-	47.2	T					
55.50	34.7	38.4	49.70	-	28.0	-	51.0	M	2				
38.7	37.4	54.5	61.7	-	21.6	-	31.8	F					
38.0	-	-	42.10	-	11.9	-	48.6	T					
43.9	42.8	55.7	64.1	-	14.2	-	24.4	M	3				
23.9	14.8	30.8	-	-	-	-	31.8	F					
34.6	31.0	28.4	31.80	-	13.1	-	20.5	T					
38.2	27.9	38.4	33.20	-	18.2	-	15.6	M	4				
22.9	28.9	33.1	22.9	-	22.9	-	38.1	F					
42.7	33.4	24.0	17.7	-	13.9	-	33.1	T					
38.3	29.5	32.1	21.6	-	14.7	-	31.7	M	5				
17.0	37.50	22.3	34.00	-	42.90	-	17.9	F					
18.1	16.5	8.5	13.9	-	9.0	-	24.3	T					
18.5	38.7	18.0	27.4	-	25.4	-	82.7	M					
92.4	59.2	74.1	78.7	-	78.20	-	50.7	F					
59.1	53.0	32.2	48.6	-	27.3	-	78.2	T					
88.4	68.9	75.7	73.9	-	58.0	-	-	-					

TAB.D5

GROSS MONTHLY PAY(CORRECTED)  
OF FULL-TIME EMPLOYEES:  
MEAN(M) AND COEFFICIENT OF  
VARIATION(CV) ACCORDING TO  
ACTIVITY, SEX, QUALIFICATION  
AND SIZE OF ENTERPRISE

ACTIVITY	NACE	O U A L I F I C A T I O N	S E X	SIZE OF ENTERPRISE (NUMBER OF EMPLOYEES)								
				10	50	100	200	500	>=	(*)	TOT.	
				49	99	199	499	999	1000		EMS.	
CLOTHING	645	1A	M	6862	9275#	10018#	.	.	6325	-	7254	
			F	6061#	.	.	.	.	.	.	6405#	
		1B	M	6709	9332#	9099#	.	.	6307	-	7103	
			F	4719#	4107	4827	4442#	.	5159	-	4709	
		2	M	3791	3625	3827	4307	.	4365	-	3901	
			F	4414	3974	4537	4388	.	4996	-	4459	
		3	M	3303	2863	3423	3144#	7273	3438	-	4158	
			F	2762	2558	2884	2692	5363#	3108	-	2856	
		4	M	2966	2676	3135	2835	6984	3269	-	3440	
			F	2446	2343	2675	2599#	.	2693	-	2515	
	5	M	2021	1982	2355	2370	2540	1948	-	2066		
		F	2163	2135	2495	2405	2774	2218	-	2220		
	T	M	2118	1917	2048	2018	2140	2264	-	2081		
		F	1654	1592	1779	1735	1844	1750	-	1667		
	FOOTWEAR, LEATHER GOODS	646	1A	M	1745	1655	1818	1779	1893	1935	-	1745
				F	1450	1533	1575	1552	1664	1849	-	1491
			1B	M	1500	1612	1607	1574	1763	1786	-	1543
				F	3364	2831	3251	3240#	5895	3791	-	3449
			2	M	1834	1755	1912	2046	2307	2349	-	1875
				F	2248	2070	2249	2329	4097	3050	-	2326
3			M	7134	.	.	.	.	.	-	7798	
			F	7072	.	.	.	.	.	-	7668	
4			M	4792	.	4688	4372	4667	.	-	4745	
			F	3933	.	4121	3713#	3803	.	-	3959	
5	M	4535	5939#	4457	4157	4478	.	-	4510			
	F	3231	.	2845	.	2619	.	-	2948			
T	M	3105	3153#	2766	2078	2107	.	-	2696			
	F	3150	3369#	2808	2117	2316	.	-	2792			
FURN. FABRICS, HOUSEHOLD TEXTILES	647	1A	M	2389	.	.	2173	.	.	2339		
			F	2273	2434	2246	2170	2454	.	2279		
		1B	M	2291	2434	2266	2170	2401	.	2288		
			F	1992	.	1871	1880	1812	.	1923		
		2	M	1893	2480	1780	1800	1758	.	1888		
			F	1903	2460	1787	1824	1766	.	1892		
		3	M	1542	.	.	1637	1432	.	1519		
			F	1548	1613	1309	1492	1359	.	1486		
		4	M	1547	1585	1313	1520	1375	.	1492		
			F	3704	4677#	3928	3086#	3166	.	3545		
	5	M	2077	2628	2018	1933	1823	.	2039			
		F	2446	2934	2486	2266	2221	.	2409			
	HOUSEHOLD FITMENTS, APPLIANCES	648/649	1A	M	6830	.	.	.	.	.	7833#	
				F	4870	.	.	.	.	.	4870	
			1B	M	6433	.	.	.	.	.	7320	
				F	4615	4166#	4336#	.	.	.	4494	
			2	M	3963#	.	.	.	.	.	3915	
				F	4428	4077#	4414#	.	.	.	4369	
			3	M	3875	3450#	3506	.	.	.	3699	
				F	2847#	.	.	.	.	.	2770	
4			M	3504	3378#	3017	3183	.	.	3380		
			F	2676	2678	.	.	.	.	2640		
5	M	2013	.	.	2172	.	.	2023				
	F	2348	2240	.	2248	.	.	2297				
T	M	2290	2144	2182	1918	.	.	2224				
	F	1693	1751	1838	1769	.	.	1728				
1A	M	1938	1914	2024	1798	.	.	1921				
	F	1750	.	.	.	.	.	1710				
1B	M	1427	.	1536	1400	.	.	1414				
	F	1523	.	1534	1427	.	.	1481				
2	M	3232	3249	3276#	3013#	.	.	3214				
	F	1931	1761	1901	1798	.	.	1878				
3	M	2552	2554	2615#	2128	.	.	2478				
	F	7299	8403	.	.	.	.	7557				
4	M	4489#	.	.	.	.	.	4576#				
	F	6937	8165	.	.	.	.	7222				
5	M	4807	4812	4051	5248	.	.	4811				
	F	3859	4312#	.	.	.	.	4148				
T	M	4617	4731	4059	5320	5891#	5035#	4687				
	F	3274	3606	3621#	3545	4475	3818#	3526				
1A	M	2915	3072	.	3828	.	.	3135				
	F	3205	3516	3673	3580	4088	3779#	3449				
1B	M	2497	2673	2866	3018	.	.	2626				
	F	2113	2256	2806#	2708#	2663	2724#	2342				
2	M	2393	2512	2840	2945	2705	.	2533				
	F	2090	2279	2195	2443	2645	2342	2188				
3	M	1737	1954	1963	1965	2144	2087	1836				
	F	1982	2188	2115	2321	2463	2256	2081				
4	M	1664	1758	1709	1844	2254#	1872	1741				
	F	1459	1572	1647	1548	1668	.	1521				
5	M	1572	1693	1684	1695	1958#	1789	1645				
	F	2740	2862	2647	2885	3547	2775	2805				
T	M	1956	2144	2308	2142	2443	2368	2078				
	F	2508	2660	2525	2676	3112	2632	2585				

TAB.D5

REMUNERATION MENSUELLE BRUTE  
CORRIGEE DES SALAIRES A TEMPS PLEIN:  
MOYENNE(M) ET COEFFICIENT DE VARIATION  
(CV) SELON L'ACTIVITE, LE SEXE,  
LA QUALIFICATION ET LA TAILLE  
DE L'ENTREPRISE

CV

TAILLE ENTREPRISE (NOMBRE DE SALAIRES)							(*)	TOG. ENS.	SEXE	QUALIFICATION	NACE	ACTIVITE
10 40	50 90	100 190	200 490	500 990	>= 1000							
46.3	52.60	38.50	-	-	28.5	-	50.3	M	1A	645	ARTICLES D'HABILLEMENT	
38.80	-	-	-	-	-	-	40.80	F	T			
45.4	50.30	42.80	-	-	28.1	-	49.3	T	1B			
74.00	21.7	39.2	38.60	-	24.2	-	58.2	M	F			
32.8	22.5	24.5	27.4	-	22.3	-	29.9	F	T			
87.6	22.6	38.2	33.4	-	24.8	-	53.8	M	F	2		
44.5	30.7	28.2	30.60	49.9	-	-	63.1	T	T			
35.0	27.1	35.0	34.4	46.70	16.8	-	38.7	F	T			
40.9	29.3	32.2	33.9	50.8	18.7	-	59.4	M	F	3		
19.9	23.3	19.3	24.50	-	20.7	-	23.1	M	F			
26.7	23.8	24.3	27.1	19.5	24.6	-	26.9	F	T			
25.0	25.1	22.9	26.9	20.0	31.6	-	27.2	M	F	4		
24.8	24.2	21.9	21.6	16.8	16.0	-	24.5	M	F			
24.7	22.0	22.1	20.7	17.3	21.6	-	23.9	F	T			
27.0	23.9	22.7	21.7	18.2	23.0	-	25.9	M	F	5		
22.2	33.3	22.3	16.5	23.9	-	101.10	-	-	-			
20.0	20.0	18.0	16.0	9.1	13.3	-	21.1	M	F			
64.5	28.9	20.2	17.1	18.5	17.0	-	51.6	T	T			
80.3	80.0	66.9	80.10	66.5	44.1	-	78.5	M	F			
48.2	39.2	37.9	56.7	64.7	38.8	-	47.9	F	T			
77.2	70.1	61.6	78.1	84.5	49.8	-	76.7	M	F	1A	646	CHAUSSURES, MAROQUINERIE
48.0	-	-	-	-	-	-	50.2	F	T			
61.2	-	-	-	-	-	-	59.1	M	F	1B		
38.0	-	38.7	34.8	35.6	-	-	37.5	M	F			
38.0	-	38.4	37.10	25.0	-	-	34.6	F	T			
38.9	33.50	37.2	36.1	35.3	-	-	37.8	M	F	2		
37.3	-	36.3	22.1	22.1	-	-	35.9	M	F			
35.0	43.00	25.1	31.8	31.9	-	-	38.9	F	T			
36.0	44.30	31.8	29.1	28.8	-	-	38.0	M	F	3		
26.7	-	-	12.7	-	-	-	26.0	M	F			
38.0	23.8	11.7	24.0	29.5	-	-	33.2	F	T	4		
37.2	23.5	12.6	22.5	30.8	-	-	32.3	M	F			
38.1	-	21.0	22.9	25.7	-	-	26.6	T	T			
38.7	44.5	26.2	13.0	25.5	-	-	32.6	M	F	4		
38.4	43.0	25.0	18.0	25.5	-	-	32.0	M	F			
23.5	-	-	28.7	20.2	-	-	23.4	M	F	5		
31.3	35.8	18.9	25.3	15.5	-	-	28.8	F	T			
30.1	34.2	18.6	25.9	16.0	-	-	27.9	M	F			
78.3	78.10	71.0	77.10	68.4	-	-	75.0	M	T			
67.5	59.3	47.6	41.6	38.5	-	-	60.0	F	T			
78.6	69.6	72.8	67.9	68.1	-	-	75.3	T	T			
41.9	-	-	-	-	-	-	48.60	M	F	1A	647	TISSUS D'AMEUBLEMENT
20.1	-	-	-	-	-	-	20.1	F	T			
42.2	-	-	-	-	-	-	51.0	M	F	1B		
35.5	37.70	38.00	-	-	-	-	33.5	M	F			
38.00	-	-	-	-	-	-	27.6	F	T			
35.1	36.80	28.60	-	-	-	-	33.1	T	T			
34.2	60.20	18.4	-	-	-	-	38.5	M	F	2		
49.30	-	-	-	-	-	-	41.7	F	T			
41.1	58.00	25.6	18.3	-	-	-	40.3	M	F	3		
23.7	14.8	-	-	-	-	-	21.8	M	F			
24.0	-	-	21.1	-	-	-	25.0	F	T			
28.2	31.2	-	20.7	-	-	-	27.0	T	T			
27.3	16.5	21.8	20.4	-	-	-	25.6	M	F	4		
23.2	17.4	20.7	14.1	-	-	-	20.8	F	T			
38.0	18.8	23.1	18.1	-	-	-	26.7	M	F	5		
22.5	-	-	-	-	-	-	20.6	M	F			
19.7	-	7.6	10.2	-	-	-	15.7	F	T			
23.8	-	7.2	11.9	-	-	-	19.3	T	T			
88.8	88.4	81.00	65.80	-	-	-	66.8	M	F	T		
47.5	32.0	31.8	28.3	-	-	-	41.4	F	T			
84.3	72.3	88.50	58.4	-	-	-	68.2	T	T			
46.3	34.0	-	-	-	-	-	43.1	M	F	1A	648/649	EQUIPEMENT DU FOYER
39.60	-	-	-	-	-	-	37.80	F	T			
48.3	35.4	-	-	-	-	-	45.1	T	T			
48.0	38.0	24.7	35.7	-	-	-	43.0	M	F	1B		
28.7	31.40	-	-	-	-	-	34.8	F	T			
46.7	38.3	26.5	38.2	28.00	33.50	-	43.0	M	F	2		
41.7	48.8	36.30	54.4	47.3	-	-	45.1	M	F			
41.7	34.3	-	48.4	48.00	-	-	43.4	F	T			
42.0	48.6	38.0	52.7	49.9	31.40	-	45.1	T	T	3		
36.8	28.4	41.1	28.6	-	-	-	35.1	M	F			
28.1	27.0	65.30	68.80	21.1	29.20	-	42.9	F	T			
35.5	29.2	52.0	37.6	19.1	26.2	-	37.9	F	T	4		
24.7	27.1	21.1	30.9	27.8	-	-	26.5	M	F			
28.3	27.4	25.9	21.0	24.3	23.5	-	26.9	F	T			
28.5	28.0	23.3	30.8	28.7	21.6	-	27.0	M	F	5		
24.4	23.3	19.5	24.4	58.60	19.0	-	29.0	M	F			
18.8	18.3	21.0	15.9	14.1	-	-	18.2	F	T			
22.8	22.6	20.5	23.1	49.00	22.8	-	26.5	F	T			
68.9	68.3	51.7	52.0	56.2	43.1	-	62.7	M	T			
48.1	41.1	37.7	59.8	47.5	41.6	-	48.6	F	T			
68.0	58.0	54.8	55.3	57.7	43.5	-	62.1	F	T			

TAB.D5

GROSS MONTHLY PAY(CORRECTED)  
OF FULL-TIME EMPLOYEES:  
MEAN(M) AND COEFFICIENT OF  
VARIATION(CV) ACCORDING TO  
ACTIVITY, SEX, QUALIFICATION  
AND SIZE OF ENTERPRISE

ACTIVITY	NACE	QUALIFICATION	SEX	SIZE OF ENTERPRISE (NUMBER OF EMPLOYEES)									
				10	50	100	200	500	>=	TOT.			
				- 49	- 99	- 199	- 499	- 999	- 1000	(*)	ENS.		
BOOKS, NEWSPRS., STATIONERY, OFFICE SUPPS.	653	1A	M	7193	8402#	8748#	10431#	-	-	-	-	7619	
			F	5918#	-	-	-	-	-	-	-	-	6231#
			M	6962	8479#	8354#	10590#	-	7413#	-	-	-	7305
			F	5125	4523#	6339#	-	-	5398	-	-	-	5550
			M	3890	-	3766	5124	-	4663	-	-	-	4158
			F	4736	4430#	5508	6387	-	5197	-	-	-	5138
			M	4002	4135#	4381	3547	-	4931#	-	-	-	4388
			F	2821	3613#	4682#	2779	-	4387	-	-	-	4009
			M	3642	3964	4530#	3198	-	4628	-	-	-	4212
			F	2485	2645	2321	2514	-	-	-	-	-	2491
			M	2224	2610	2204	2385	-	2351	-	-	-	2295
			F	2366	2627	2243	2404	-	2382	-	-	-	2375
			M	2057	2146	2130	1816	-	2227	-	-	-	2093
			F	1754	1772	1874	1878	-	2311	-	-	-	1869
			M	1872	1959	1889	1887	-	2298	-	-	-	1956
			F	1717	1675	1871	1648	-	2479	-	-	-	1767
			M	1456	1691	1744	1638	-	2158	-	-	-	1537
			F	1542	1683	1798	1640	-	2294	-	-	-	1616
			M	3186	3322	3585	4373	-	4467#	-	-	-	3561
			F	1953	2318	2754	2355	-	3557	-	-	-	2478
M	2540	2867	3153	3144	-	3931	-	-	-	2879			
F	7273	10273	-	-	-	-	-	-	-	7526			
OTHER RETAIL DISTRIBUTION	654/655	1A	M	5370#	-	-	-	-	-	-	-	5497#	
			F	6957	9711#	8815#	-	-	-	-	-	-	7194
			M	4361	4775	5093#	5851	-	-	-	-	-	4578
			F	3702	5002#	-	-	-	-	-	-	-	4026
			M	4211	4827	5093#	5804	-	-	-	-	-	4461
			F	3042	3758	2827#	3791	-	-	-	-	-	3189
			M	2640	-	2782	-	-	-	-	-	-	2690
			F	2947	3460	2802	3723	-	-	-	-	-	3054
			M	2540	3523#	2252	3188	-	-	-	-	-	2649
			F	2153	2338	2952	2594	-	-	-	-	-	2260
			M	2388	2787	2704	2950	-	-	-	-	-	2478
			F	2093	2309	1673	2581	-	-	-	-	-	2099
			M	1723	1974	1660	2374	-	-	-	-	-	1779
			F	1950	2127	1667	2475	-	-	-	-	-	1968
			M	1672	1721	-	1988	-	-	-	-	-	1683
			F	1482	1525	1549	2001	-	-	-	-	-	1509
			M	1589	1571	1551	1995	-	-	-	-	-	1599
			F	2805	3453	2575#	3822	-	-	-	-	-	2892
			M	1966	2104	2175	2508	-	-	-	-	-	2021
			F	2503	2739	2362	3326	-	-	-	-	-	2553
VARIOUS NON-FOOD PRODUCTS	656	1A	M	5525#	-	-	7817#	7159#	8691#	-	-	7482	
			F	-	-	-	-	-	-	-	-	6788#	
			M	5557#	7960#	-	7817#	6695#	8609#	-	-	-	7372
			F	4519#	3943#	4183#	4005	4114#	4971	-	-	-	4668
			M	3341#	3632	3208	3482	3668	4062	-	-	-	3770
			F	3920#	3780	3886	3753	3861	4637	-	-	-	4284
			M	3051#	2772	3378#	2793	3607#	3263	-	-	-	3202
			F	2294#	2558	2154	2409	2939#	2520	-	-	-	2497
			M	2641#	2684	2808	2570	3248	2861	-	-	-	2812
			F	2413#	2253	2095#	2307	2286	2522	-	-	-	2433
			M	1831	1804	1635	1893	2159	2152	-	-	-	2040
			F	1911	2100	1725	2002	2196	2269	-	-	-	2156
			M	1931	2079	1954	2016	2037	2126	-	-	-	2063
			F	1439	1617	1576	1555	1744	1819	-	-	-	1678
			M	1587	1724	1674	1649	1815	1918	-	-	-	1783
			F	1458	1531	1556	1620	1846	1858	-	-	-	1735
			M	1366	1510	1405	1448	1612	1629	-	-	-	1522
			F	1383	1514	1429	1485	1665	1700	-	-	-	1574
			M	2671	2478	2584	2404	2808	2951	-	-	-	2778
			F	1598	1757	1655	1709	2015	2074	-	-	-	1889
RETAIL TRADE	64/653- 656	1A	M	1915	1864	1891	1889	2252	2401	-	-	2174	
			F	6948	8735#	8254	9450	8606#	7870	-	-	7449	
			M	5575	7435#	-	-	-	-	-	-	-	5936
			F	6711	8533	8132	8306	8182#	7873	-	-	-	7224
			M	4703	4720	4733	4802	4365	5087	-	-	-	4835
			F	3860	3932	3680	3925	3775	4100	-	-	-	3927
			M	4475	4488	4382	4525	4217	4862	-	-	-	4594
			F	3320	3451	3517	3289	3910	3381	-	-	-	3415
			M	2739	2958	2846	2585	2706	2697	-	-	-	2725
			F	3131	3298	3208	3017	3486	3161	-	-	-	3182
			M	2484	2626	2449	2691	2372	2694	-	-	-	2556
			F	2080	2106	2024	2095	2098	2040	-	-	-	2061
			M	2293	2357	2200	2343	2226	2298	-	-	-	2245
			F	2094	2207	2080	2208	2203	2151	-	-	-	2142
			M	1694	1706	1682	1645	1732	1706	-	-	-	1706
			F	1883	1939	1837	1845	1903	1899	-	-	-	1889
			M	1657	1788	1675	1698	1742	1778	-	-	-	1722
			F	1435	1494	1469	1495	1539	1547	-	-	-	1496
			M	1503	1556	1521	1540	1610	1629	-	-	-	1567
			F	2862	2834	2746	2713	2912	2794	-	-	-	2816
M	1850	1855	1826	1782	1896	1895	-	-	-	1860			
F	2348	2311	2187	2144	2348	2318	-	-	-	2300			



TAB.D5

REMUNERATION MENSUELLE BRUTE  
CORRIGEE DES SALAIRES A TEMPS PLEIN:  
MOYENNE(M) ET COEFFICIENT DE VARIATION  
(CV) SELON L ACTIVITE , LE SEXE,  
LA QUALIFICATION ET LA TAILLE  
DE L ENTREPRISE

CV

TAILLE ENTREPRISE (NOMBRE DE SALAIRES)							SEXE	QUALIFICATION	RACE	ACTIVITE
10 40	50 80	100 180	200 400	500 800	>= 1000 (*)	TOT. ENS.				
45.0	45.00	20.10	20.30	-	-	44.5	M	1A	653	LIVRES, JOURN., PAPIER, EQ. BUREAU
48.10	-	-	-	-	-	46.10	F	T		
48.0	42.20	32.10	20.20	-	43.40	45.4	M	1B		
47.0	43.00	50.60	30.0	-	41.5	40.7	F	T		
20.0	-	19.7	40.0	-	23.6	33.0	M	2		
48.4	41.30	61.0	43.4	-	30.0	40.0	F	T		
83.1	40.50	55.0	45.7	-	157.00	110.1	M	2		
44.0	41.70	90.00	20.0	-	67.4	72.0	F	T		
62.0	40.0	70.30	43.1	-	121.3	102.5	M	3		
20.0	22.3	21.2	22.5	-	-	25.7	F	T		
20.4	27.0	25.0	10.0	-	10.0	24.2	M	4		
27.1	25.2	24.3	10.0	-	10.0	25.2	F	T		
20.2	23.0	31.2	10.0	-	10.0	26.3	M	5		
24.0	20.0	20.0	23.0	-	14.0	25.4	F	T		
20.0	24.3	20.0	22.3	-	-	17.5	M	2		
20.4	22.4	23.0	15.7	-	-	10.0	F	T		
10.4	34.3	10.0	0.4	-	-	17.0	M	3		
24.0	20.1	21.7	11.0	-	-	25.4	F	T		
75.4	74.4	70.7	70.4	-	142.20	101.7	M	4		
52.0	50.3	03.0	51.6	-	60.0	74.4	F	T		
75.0	73.5	05.2	75.1	-	114.7	06.0	M	1A	654/655	AUTRES COMMERCE DE DETAIL
45.0	25.3	-	-	-	-	44.0	F	T		
44.30	-	-	-	-	-	44.10	M	1B		
47.0	20.50	45.30	-	-	-	46.2	F	T		
30.5	32.3	20.50	23.1	-	-	35.3	M	2		
31.2	20.10	-	-	-	-	35.2	F	T		
30.3	31.0	20.50	20.5	-	-	35.6	M	2		
30.2	41.3	20.00	20.7	-	-	30.2	F	T		
32.2	-	40.0	-	-	-	35.6	M	3		
37.7	45.0	37.3	27.7	-	-	30.3	F	T		
20.4	45.40	25.7	11.0	-	-	32.7	M	4		
20.0	31.7	40.0	10.4	-	-	31.3	F	T		
27.0	40.0	40.0	17.0	-	-	33.2	M	5		
23.0	23.4	10.0	10.4	-	-	24.2	F	T		
24.4	25.0	20.5	20.3	-	-	25.7	M	2		
25.7	25.0	10.5	10.0	-	-	20.1	F	T		
23.0	20.0	-	21.7	-	-	23.5	M	3		
21.7	10.3	22.0	12.0	-	-	21.0	F	T		
23.7	10.0	20.0	17.7	-	-	23.4	M	4		
71.7	04.1	03.50	00.3	-	-	71.2	F	T		
52.1	40.4	54.2	30.7	-	-	51.5	M	1A	656	PRODUITS DIVERS NON ALIMENT.
70.7	00.0	72.0	57.1	-	-	70.0	F	T		
45.10	-	-	35.00	20.50	35.20	40.5	M	1B		
43.10	-34.00	-	35.00	31.00	36.40	40.0	F	T		
20.00	10.20	20.00	20.0	31.40	-	34.6	M	2		
20.40	15.5	20.0	20.0	20.2	-	25.4	F	T		
20.00	10.0	20.0	27.4	20.0	-	33.7	M	3		
30.20	20.0	30.00	20.3	51.20	-	30.1	F	T		
40.00	10.0	30.0	20.4	40.00	-	22.4	M	4		
45.00	24.3	43.1	20.4	51.1	-	30.3	F	T		
20.00	10.4	24.10	23.4	24.1	-	21.0	M	5		
32.0	13.3	24.0	25.2	10.0	-	21.2	F	T		
34.0	10.3	20.0	20.3	10.1	-	22.5	M	2		
27.0	22.2	25.0	23.5	22.2	-	10.0	F	T		
19.0	15.5	10.0	17.5	17.7	-	10.0	M	3		
27.0	21.4	22.5	22.0	20.4	-	22.0	F	T		
14.3	14.0	10.1	21.0	22.3	-	20.7	M	4		
10.7	14.1	14.4	12.2	20.0	-	10.4	F	T		
10.1	14.3	15.0	15.0	22.2	-	23.2	M	5		
07.0	00.0	00.3	40.0	50.0	-	50.7	F	T		
43.2	47.0	31.0	33.3	41.0	-	30.4	M	1A	44/453- 656	COMMERCE DE DETAIL
04.4	00.0	52.5	44.0	53.7	-	54.6	F	T		
40.0	41.0	45.3	42.0	30.00	-	40.0	M	1B		
51.0	33.00	-	-	-	-	40.0	F	T		
00.0	41.4	45.4	42.5	30.00	-	47.0	M	2		
51.4	35.0	42.0	30.0	32.2	-	34.7	F	T		
30.3	27.0	30.0	34.5	23.2	-	24.0	M	3		
40.0	34.5	42.2	37.3	31.3	-	34.5	F	T		
43.0	41.0	45.0	45.2	00.0	-	01.1	M	4		
40.3	43.0	74.7	34.2	54.5	-	50.0	F	T		
44.0	42.2	50.0	44.1	01.0	-	00.1	M	5		
31.5	20.0	30.3	20.3	24.0	-	23.7	F	T		
20.0	27.0	50.7	33.2	24.7	-	20.0	M	2		
31.0	31.1	45.2	32.4	25.0	-	30.0	F	T		
25.0	25.2	20.0	20.2	27.3	-	25.4	M	3		
20.0	20.2	21.0	10.0	21.1	-	21.3	F	T		
20.0	20.0	20.7	27.0	20.0	-	27.2	M	4		
47.7	23.0	23.0	20.0	34.4	-	32.1	F	T		
20.5	17.0	10.3	14.4	10.0	-	10.3	M	5		
33.0	21.0	20.7	17.7	27.4	-	25.4	F	T		
71.2	05.0	05.0	50.1	04.0	-	04.0	M	1A		
51.0	47.0	52.0	40.2	41.7	-	45.5	F	T		
70.0	05.2	05.5	57.5	03.0	-	03.7	M	1B		

TAB.D6

INDEX OF MEAN GROSS MONTHLY PAY (CORRECTED) OF FULL-TIME EMPLOYEES ACCORDING TO ACTIVITY, SEX, QUALIFICATION AND SIZE OF ENTERPRISE

INDICE DE LA REMUNERATION MENSUELLE BRUTE CORRIGEE MOYENNE DES SALAIRES A TEMPS PLEIN SELON L'ACTIVITE, LE SEXE, LA QUALIF. ET LA TAILLE DE L'ENTREP.

(PAY OF ALL FULL-TIME EES.=100)

(REM. DE L'ENS. DES SAL. A TEMPS PLEIN = 100)

ACTIVITY	NACE	QUALIFICATION	SEX	SIZE OF ENTERPRISE (NUMBER OF EMPLOYEES)						106. ENS.		
				10	50	100	200	500	>=			
				49	99	199	499	999	1000 (*)			
AGRIC. PRIMARY PROD., LIVE-STOCK, TEXT.	611	1A	M	92.2	121.8#	119.8	125.5	-	-	-	100.0	
			F	92.3	122.5#	120.3	125.6	-	-	100.0		
		1B	M	95.0	108.1	107.8	98.0	-	-	100.0		
			F	102.4#	-	107.3	-	-	-	100.0		
		2	M	95.6	107.4	108.4	97.7	-	-	100.0		
			F	91.4	103.4	106.9	96.6	136.7	-	100.0		
	3	M	98.1#	-	120.2	83.0#	-	-	100.0			
		F	91.9	103.5	108.2	95.2	137.4	-	100.0			
	4	M	97.7	101.4	106.8	104.2	-	-	100.0			
		F	98.0	92.9	109.1	105.6	-	-	100.0			
	5	M	98.2	99.4	106.2	103.9	-	-	100.0			
		F	98.9	104.5	103.3	96.9	101.7	-	100.0			
	T	M	96.0	100.3	110.3	105.4	92.6	-	100.0			
		F	98.8	102.3	103.3	98.4	103.0	-	100.0			
	FUELS, ORES, INDUSTRIAL CHEMICALS	612	1A	M	101.4	98.9	106.6	94.2	82.9	-	-	100.0
				F	97.8	100.3	114.4	102.9	96.3	-	100.0	
			1B	M	100.4	99.6	108.4	86.2	85.5	-	100.0	
				F	96.3	97.2	116.8	106.9	99.6	-	100.0	
2			M	98.3	93.8	113.6	103.4	82.3	-	100.0		
			F	97.0	96.4	113.5	105.5	99.7	-	100.0		
3		M	86.3	109.1	101.2#	104.8	108.0#	109.3#	-	100.0		
		F	-	-	-	-	-	-	-	100.0		
4		M	85.7	109.9	100.0#	105.7	108.8#	110.1#	-	100.0		
		F	104.4	99.5	102.3	102.5	98.0	96.6	-	100.0		
5		M	106.6#	82.2#	94.5#	117.5#	-	-	100.0			
		F	102.3	97.4	102.1	103.7	98.8	97.3	-	100.0		
T		M	98.8	103.4	101.5	102.9	93.7	101.3	-	100.0		
		F	106.4	106.8	99.0#	83.6	96.3	89.3	-	100.0		
TIMBER, BUILDING MATERIALS		613	1A	M	99.7	103.7	101.4	100.8	94.2	101.1	-	100.0
				F	92.2	98.8	96.3	97.7	97.0	108.0	-	100.0
			1B	M	98.4	98.2	91.8	88.6	89.0	105.0	-	100.0
				F	93.8	98.1	95.6	88.0	88.0	107.1	-	100.0
	2		M	96.5	100.8	107.2	94.6	103.8	100.5	-	100.0	
			F	98.5	94.1	104.5	100.4	104.3	98.7	-	100.0	
	3	M	97.2	97.9	105.7	86.4	103.7	100.7	-	100.0		
		F	94.8	96.8	102.2	85.1	89.3	106.5	-	100.0		
	4	M	87.7	102.3	97.8	107.2	102.5	105.5	-	100.0		
		F	93.3	97.6	100.7	97.5	89.7	106.8	-	100.0		
	5	M	95.9	100.3	104.1	100.2	99.8	100.8	-	100.0		
		F	100.7	95.9	98.6	100.1	88.9	103.4	-	100.0		
	MACHINERY, EQUIPMENTS, VEHICLES	614	1A	M	96.2	97.6	102.8	95.9	100.1	102.5	-	100.0
				F	96.2	106.8	119.4	90.5#	-	-	100.0	
			1B	M	96.3	106.6	118.1	91.2#	-	-	100.0	
				F	101.9	97.3	100.9	89.4	114.7	-	100.0	
			2	M	101.8#	109.6#	87.8#	-	-	-	100.0	
				F	101.8	98.1	99.5	89.7	114.7	-	100.0	
3		M	96.3	110.2	102.1	90.4	104.5	-	100.0			
		F	91.8	118.3#	101.0	95.6#	-	-	100.0			
4		M	95.7	110.9	102.1	90.9	105.6	-	100.0			
		F	97.1	104.1	100.1	99.0	107.4	-	100.0			
5		M	97.9	102.0	107.8	97.8	106.6#	-	100.0			
		F	97.1	103.8	101.6	99.1	108.0	-	100.0			
T		M	96.8	104.2	99.1	99.0	115.8	-	100.0			
		F	97.6	100.5	102.9	100.9	108.7	-	100.0			
MACHINERY, EQUIPMENTS, VEHICLES		614	1A	M	97.2	103.4	99.7	99.5	111.3	-	100.0	
				F	97.0	99.9	101.2	98.2	123.7	-	100.0	
			1B	M	93.9	106.4	106.0	103.5	107.8	-	100.0	
				F	96.7	100.8	101.5	98.5	124.2	-	100.0	
	2		M	99.9	101.5	101.4	94.4	102.8	-	100.0		
			F	100.6	103.4	98.6	91.3	98.4	-	100.0		
	3	M	100.1	101.8	100.4	94.1	102.8	-	100.0			
		F	92.4	108.3	117.1#	118.1	138.0#	130.6	-	100.0		
	4	M	92.7	115.2#	-	-	-	-	100.0#			
		F	108.9	-	117.3	119.4	139.5#	130.5	-	100.0		
	5	M	90.7	100.1	101.7	100.8	114.3	108.0	-	100.0		
		F	91.2	108.1#	81.0	97.2	121.2	120.2	-	100.0		
	T	M	90.4	100.8	100.9	100.6	114.2	109.1	-	100.0		
		F	93.4	102.8	102.8	96.8	93.3	104.9	-	100.0		
	3	M	93.0	100.8	107.8	99.6	101.0	110.6	-	100.0		
		F	93.3	109.8	103.2	97.1	93.8	105.5	-	100.0		
	4	M	96.9	92.6	99.6	108.7	104.2	111.1	-	100.0		
		F	96.5#	103.0	96.0	100.2	110.5	107.7	-	100.0		
5	M	96.9	95.2	98.5	106.4	106.0	109.9	-	100.0			
	F	96.6	99.3	103.7	105.9	109.2	115.0	-	100.0			
T	M	96.2	102.0	97.6	103.0	106.2	111.7	-	100.0			
	F	97.0	100.3	101.7	104.3	105.5	110.8	-	100.0			
T	M	91.7	97.0	101.5	96.5	141.5	122.1	-	100.0			
	F	92.9	99.2	96.2	100.0	120.0	113.3	-	100.0			
T	M	92.5	97.4	99.6	97.1	131.3	118.7	-	100.0			
	F	92.2	98.3	97.6	102.5	125.3	122.2	-	100.0			
T	M	98.8	98.6	92.1	96.8	114.3	112.0	-	100.0			
	F	93.7	98.1	96.0	100.5	120.0	121.1	-	100.0			

TAB.D6

INDEX OF MEAN GROSS  
MONTHLY PAY (CORRECTED)  
OF FULL-TIME FEMALE EMPLOYEES  
ACCORDING TO ACTIVITY,  
QUALIFICATION AND SIZE OF ENTERPRISE  
(PAY OF FULL-TIME MALE EES.=100)

INDICE DE LA REMUNERATION  
MENSUELLE BRUTE CORRIGEE  
MOYENNE DES SALAIRES FEMININS  
A TEMPS PLEIN SELON L'ACTIVITE,  
LA QUALIF. ET LA TAILLE DE L'ENTREP.  
(REM. DES SAL. MASC. A TEMPS PLEIN = 100)

TAILLE ENTREPRISE (NOMBRE DE SALARIE)							SEXE	QUALIFICATION	NACE	ACTIVITE		
10 - 40	50 - 99	100 - 199	200 - 499	500 - 999	>= 1000 - 1000	(*) - ENS.						
100.0	100.00	100.0	100.0	-	-	-	100.0	M	1A	611	MAT. PREM. AGR., ANIMAUX, TEXTILES	
82.48	100.0	100.0	100.0	-	-	-	100.0	F	1B			
97.28	100.0	101.7	77.68	100.0	-	-	100.0	M	2			
88.8	100.0	102.5	91.8	-	-	-	100.0	M	3			
81.4	88.6	89.6	91.2	76.3	-	-	100.0	M	4			
82.7	100.0	102.1	93.7	100.0	-	-	100.0	M	5			
70.1	68.3	66.8	66.4	56.7	-	-	100.0	M	T			
100.0	100.0	100.00	100.0	100.00	100.00	-	100.0	M	1A	612		COMBUSTIBLES, MINERAIS, PR. CHIMIQUES
78.38	64.18	71.78	89.08	100.0	100.0	-	100.0	M	1B			
100.1	100.1	100.78	84.6	95.5	91.2	-	100.0	M	2			
89.3	92.4	88.7	83.8	94.8	90.4	-	100.0	M	3			
93.8	85.7	88.6	97.5	92.3	90.3	-	100.0	M	4			
80.9	92.4	83.6	98.6	90.2	86.6	-	100.0	M	5			
74.3	67.6	67.8	78.6	78.1	72.6	-	100.0	M	T			
100.0	100.0	100.0	100.00	-	-	-	100.0	M	1A	613	BOIS, MATERIAUX DE CONSTR.	
93.88	100.0	100.0	100.0	100.0	-	-	100.0	M	1B			
88.8	100.00	92.1	98.58	100.0	-	-	100.0	M	2			
84.4	100.0	100.0	100.0	100.0	-	-	100.0	M	3			
86.8	83.8	89.4	87.6	88.8	-	-	100.0	M	4			
86.8	100.0	100.0	100.0	100.0	-	-	100.0	M	5			
78.8	77.8	74.3	73.8	73.2	-	-	100.0	M	T			
92.38	100.0	100.00	100.0	100.00	100.0	-	100.0	M	1A	614		MACHINES, VEHICULES
81.4	87.38	64.5	78.1	85.8	88.1	-	100.0	M	1B			
86.8	79.1	91.5	88.7	94.4	92.8	-	100.0	M	2			
94.48	105.4	91.4	87.4	100.5	91.8	-	100.0	M	3			
87.7	100.0	100.0	100.0	100.0	100.0	-	100.0	M	4			
92.8	93.6	88.8	94.8	77.7	85.8	-	100.0	M	5			
73.1	68.5	64.4	64.5	82.3	82.5	-	100.0	M	T			

TAB.D6

INDEX OF MEAN GROSS  
MONTHLY PAY (CORRECTED)  
OF FULL-TIME EMPLOYEES  
ACCORDING TO ACTIVITY, SEX,  
QUALIFICATION AND SIZE OF ENTERPRISE

(PAY OF ALL FULL-TIME EES.=100)

INDICE DE LA REMUNERATION  
MENSUELLE BRUTE CORRIGEE  
MOYENNE DES SALAIRES  
A TEMPS PLEIN SELON L ACTIVITE, LE SEXE,  
LA QUALIF. ET LA TAILLE DE L ENTREP.

(REM. DE L ENS. DES SAL. A TEMPS PLEIN = 100)

ACTIVITY	NACE	Q U A L I F I C A T I O N	S E X	SIZE OF ENTERPRISE (NUMBER OF EMPLOYEES)											
				10	50	100	200	500	>=	TOT.					
				49	99	199	499	999	1000	ENS.					
FURNITURE, HSEHD. GOODS, HARDWARE	615	1A	M	93.8	107.9	111.1	95.7#	.	99.4#	-	100.0				
			F	94.6	105.3	112.2	96.9#	.	100.7#	-	100.0#				
			T	93.0	102.6	102.2	106.3	98.2	105.1	-	100.0				
			1B	M	102.7	98.6	97.2	.	.	104.0	-	100.0			
				F	93.4	101.5	102.3	105.7	100.3	106.4	-	100.0			
			2	M	93.7	109.7	96.8	104.2	102.9	97.7	-	100.0			
				F	98.9	106.2#	88.3#	92.2	.	117.7#	-	100.0			
			3	M	94.0	108.3	96.3	103.6	103.5	99.3	-	100.0			
				F	98.4	98.7	100.3	103.6	98.9	102.2	-	100.0			
			4	M	96.2	101.9	101.7	97.8	101.3	108.7	-	100.0			
				F	98.1	99.3	100.8	101.6	99.5	104.4	-	100.0			
			5	M	99.2	103.5	100.3	98.2	101.4	97.5	-	100.0			
				F	95.3	99.9	98.8	101.4	103.2	119.7	-	100.0			
			T	M	98.0	101.5	99.9	99.5	101.9	106.2	-	100.0			
				F	98.6	99.2	100.1	102.2	102.6	108.1	-	100.0			
			TEXTILES, CLOTH- ING, FOOTWR., LEATHERWARE	616	1A	M	94.3	97.9	101.6	104.1	104.0	108.5	-	100.0	
						F	98.4	98.4	100.3	102.4	102.8	106.1	-	100.0	
						T	97.1	103.4	98.7	96.9	103.9	110.1	-	100.0	
						1B	M	101.7	100.4	95.0	94.0	101.3	113.8	-	100.0
							F	98.7	100.7	97.6	96.2	103.0	112.8	-	100.0
2	M	94.1				118.5#	113.5#	.	.	.	-	100.0			
	F	94.2				119.7#	108.2#	.	.	.	-	100.0			
3	M	98.5				104.3	99.9	102.2	.	93.6#	-	100.0			
	F	100.0				114.3#	97.4#	107.9	.	87.0	-	100.0			
4	M	98.8				107.2	101.2	104.4	.	81.4	-	100.0			
	F	92.9				113.3	119.1	77.3	.	72.0#	-	100.0			
5	M	98.7				101.4	109.5	.	.	88.9	-	100.0			
	F	95.0				111.4	117.2	87.4	.	71.0	-	100.0			
T	M	97.0				99.2	114.6	116.8	.	113.5#	-	100.0			
	F	100.8				103.3	112.7	115.3	.	83.8	-	100.0			
FOOD, DRINK, TOBACCO	617	1A				M	99.5	102.5	113.7	113.9	.	82.9	-	100.0	
						F	95.0	107.0	111.8	103.1	.	102.7#	-	100.0	
						T	98.2	97.0	106.6	119.3	.	104.9	-	100.0	
						1B	M	97.0	101.5	109.0	112.9	.	100.8	-	100.0
							F	100.8	99.2	89.2	106.9	.	103.2	-	100.0
			2	M	102.1	96.4	94.5	114.0	.	102.6	-	100.0			
				F	102.6	97.5	91.0	112.2	.	100.5	-	100.0			
			3	M	97.3	101.2	111.7	108.7	.	93.2#	-	100.0			
				F	100.4	97.5	94.6	119.8	.	99.6	-	100.0			
			4	M	100.3	100.9	101.7	114.3	.	80.9	-	100.0			
				F	86.6	121.5#	116.3#	133.7#	.	.	-	100.0			
			TOBACCO PRODUCTS	617.6	1A	M	87.0	120.6	116.8#	134.7#	.	116.2#	-	100.0	
						F	99.4	91.7	111.0#	104.1	95.7#	98.7	-	100.0	
						T	100.2	91.4	108.6#	103.9	97.4#	99.1	-	100.0	
						1B	M	95.9	95.9	109.3	107.5	92.0	101.1	-	100.0
							F	99.6	98.6	97.3	97.3	.	.	-	100.0
						2	M	95.6	96.1	111.5	107.2	93.0	101.5	-	100.0
							F	94.1	100.4	100.7	114.4	99.3	104.5	-	100.0
						3	M	95.0	101.8	100.6	102.9	104.3	104.8	-	100.0
							F	94.5	100.8	101.8	112.5	97.8	104.6	-	100.0
4	M	93.9				102.5	104.2	101.7	105.6	111.2	-	100.0			
	F	100.0				105.2	101.5	95.8	100.2	100.8	-	100.0			
5	M	95.8				103.5	102.9	99.4	102.2	109.4	-	100.0			
	F	96.5				98.3	100.4	107.8	104.5	105.1	-	100.0			
T	M	94.5				102.3	102.2	99.1	103.8	113.8	-	100.0			
	F	96.6				99.7	100.2	102.8	106.4	108.4	-	100.0			
T	M	97.7				101.0	106.9	101.8	90.5	101.1	-	100.0			
	F	102.3				102.1	97.5	94.1	101.5	102.5	-	100.0			
T	M	99.5				101.0	102.5	99.1	91.6	102.3	-	100.0			
	F	.				.	.	.	.	.	-	100.0			
1B	M	.				.	.	.	.	.	-	100.0			
	F	.	.	.	.	.	.	-	100.0						
2	M	.	.	.	.	.	.	-	100.0						
	F	.	.	.	.	.	.	-	100.0						
3	M	.	.	.	.	.	.	-	100.0						
	F	.	.	.	.	.	.	-	100.0						
4	M	.	.	.	.	.	.	-	100.0						
	F	.	.	.	.	.	.	-	100.0						
5	M	.	.	.	.	.	.	-	100.0						
	F	.	.	.	.	.	.	-	100.0						
T	M	.	.	.	.	.	.	-	100.0						
	F	.	.	.	.	.	.	-	100.0						

TAB.D6

INDEX OF MEAN GROSS  
MONTHLY PAY (CORRECTED)  
OF FULL-TIME FEMALE EMPLOYEES  
ACCORDING TO ACTIVITY,  
QUALIFICATION AND SIZE OF ENTERPRISE  
(PAY OF FULL-TIME MALE EES.=100)

INDICE DE LA REMUNERATION  
MENSUELLE BRUTE CORRIGEE  
MOYENNE DES SALAIRES FEMININS  
A TEMPS PLEIN SELON L'ACTIVITE,  
LA QUALIF. ET LA TAILLE DE L'ENTREP.  
(REM. DES SAL. MASC. A TEMPS PLEIN = 100)

TAILLE ENTREPRISE (NOMBRE DE SALARIE)							SEXE	QUALIFICATION	NACE	ACTIVITE	
10 49	50 99	100 199	200 499	500 999	>= 1000 (*)	TOT. ENS.					
100.0	100.0	100.0	100.00	.	100.00	-	100.0	M	1A	615	MEUBLES, ART. MENAGERS QUINCAILLERIE
.	.	.	.	.	.	-	84.50	F			
100.0	100.0	100.0	100.0	100.0	100.0	-	100.0	M	1B		
87.8	78.3	75.5	.	.	78.6	-	79.5	F			
100.0	100.0	100.0	100.0	100.0	100.0	-	100.0	M	2		
90.8	83.30	78.50	76.2	.	103.60	-	86.0	F			
100.0	100.0	100.0	100.0	100.0	100.0	-	100.0	M	3		
88.9	84.1	82.2	86.0	92.3	86.9	-	91.1	F			
100.0	100.0	100.0	100.0	100.0	100.0	-	100.0	M	4		
84.8	85.4	87.2	81.3	90.1	108.6	-	88.5	F			
100.0	100.0	100.0	100.0	100.0	100.0	-	100.0	M	5		
86.8	88.6	82.1	92.4	92.0	91.1	-	90.8	F			
100.0	100.0	100.0	100.0	100.0	100.0	-	100.0	M	T		
89.5	84.4	83.8	84.4	84.7	88.6	-	86.4	F			
100.0	100.00	100.00	.	.	.	-	100.0	M	1A	616	TEXTILE, HABILLEMENT, CHAUSSURES
.	.	.	.	.	.	-	76.00	F			
100.0	100.0	100.0	100.0	.	100.00	-	100.0	M	1B		
76.2	82.20	73.10	79.2	.	69.7	-	75.0	F			
100.0	100.0	100.0	100.0	.	100.00	-	100.0	M	2		
76.1	64.1	65.9	.	.	88.5	-	71.7	F			
100.0	100.0	100.0	100.0	.	100.00	-	100.0	M	3		
89.9	90.1	85.2	85.5	.	63.9	-	88.8	F			
100.0	100.0	100.0	100.0	.	100.00	-	100.0	M	4		
88.4	78.4	82.5	100.1	.	88.4	-	88.5	F			
100.0	100.0	100.0	100.0	.	100.0	-	100.0	M	5		
85.9	82.4	89.8	90.5	.	84.3	-	84.8	F			
100.0	100.0	100.0	100.0	.	100.00	-	100.0	M	T		
58.8	53.2	48.8	60.8	.	58.0	-	55.2	F			
100.0	100.00	100.00	100.00	.	.	-	100.0	M	1A	617	PRODUITS ALIM., BOISSONS, TABAC
.	.	.	.	.	.	-	.	F			
100.0	100.0	100.00	100.0	100.00	100.0	-	100.0	M	1B		
.	80.00	.	.	.	.	-	82.10	F			
100.0	100.0	100.0	100.0	100.0	100.0	-	100.0	M	2		
84.6	83.7	.	73.7	.	.	-	81.5	F			
100.0	100.0	100.0	100.0	100.0	100.0	-	100.0	M	3		
88.4	88.7	83.7	79.7	93.0	88.9	-	88.6	F			
100.0	100.0	100.0	100.0	100.0	100.0	-	100.0	M	4		
85.9	82.9	78.7	76.0	76.6	73.2	-	80.7	F			
100.0	100.0	100.0	100.0	100.0	100.0	-	100.0	M	5		
83.1	88.3	88.3	78.8	84.3	92.0	-	84.9	F			
100.0	100.0	100.0	100.0	100.0	100.0	-	100.0	M	T		
88.8	88.5	88.8	88.8	73.8	66.7	-	65.8	F			
.	.	.	.	.	.	-	.	M	1A	617.6	PRODUITS DU TABAC
.	.	.	.	.	.	-	.	F			
.	.	.	.	.	.	-	.	M	1B		
.	.	.	.	.	.	-	.	F			
.	.	.	.	.	.	-	.	M	2		
.	.	.	.	.	.	-	.	F			
.	.	.	.	.	.	-	.	M	3		
.	.	.	.	.	.	-	.	F			
.	.	.	.	.	.	-	.	M	4		
.	.	.	.	.	.	-	.	F			
.	.	.	.	.	.	-	.	M	5		
.	.	.	.	.	.	-	.	F			
.	.	.	.	.	.	-	.	M	T		
.	.	.	.	.	.	-	.	F			

TAB.D6

INDEX OF MEAN GROSS MONTHLY PAY (CORRECTED) OF FULL-TIME EMPLOYEES ACCORDING TO ACTIVITY, SEX, QUALIFICATION AND SIZE OF ENTERPRISE (PAY OF ALL FULL-TIME EES.=100)

INDICE DE LA REMUNERATION MENSUELLE BRUTE CORRIGEE MOYENNE DES SALARIES A TEMPS PLEIN SELON L ACTIVITE, LE SEXE, LA QUALIF. ET LA TAILLE DE L ENTREP. (REM. DE L ENS. DES SAL. A TEMPS PLEIN = 100)

ACTIVITY	NACE	Q U A L I F I C A T I O N	S E X	S I Z E O F E N T E R P R I S E (N U M B E R O F E M P L O Y E E S)									
				10	50	100	200	500	>=	106.			
				49	99	199	499	999	1000	ENS.			
PHARMACEUTICAL, MEDICAL GDS., CLEANING MAT.	618	1A	M	89.0	129.9	108.8	105.3	-	128.4#	-	100.0		
			F	80.5#	-	-	-	-	-	-	100.0#		
		1B	M	88.5	126.7	106.4#	111.9	-	129.9#	-	100.0		
			F	67.1	66.6	56.5	-	46.7#	78.0	-	-		
		2	M	100.0	91.1	82.3	112.8	-	116.6	-	100.0		
			F	70.2	70.2	60.3	-	50.3	81.0	-	-		
		3	M	103.7#	101.0	91.8	82.3	-	111.4	-	100.0		
			F	101.1	102.2#	100.1	108.6	-	94.3	-	100.0		
		4	M	104.3	104.0	93.3	94.9	-	102.5	-	100.0		
			F	96.0	96.2	135.5#	96.4	-	101.0	-	100.0		
		5	M	95.3	105.7	93.2	109.4	97.1	118.7#	-	100.0		
			F	96.6	100.1	107.3	101.2	92.6	108.1	-	100.0		
	T	M	91.7	98.7	95.2	100.4	103.8	109.3	-	100.0			
		F	90.7	98.1	93.0	95.9	98.1	108.9	-	100.0			
	PHARMACEUTICALS	618.1	1A	M	92.7	98.8	94.5	95.5	100.8	108.3	-	100.0	
				F	96.6	103.1	93.8	100.4	-	135.1	-	100.0	
			1B	M	95.4	96.0	93.2	103.8	98.6	108.0	-	100.0	
				F	98.3	99.9	93.4	101.8	97.1	108.4	-	100.0	
			2	M	90.3	97.8	94.8	-	76.9	88.8	-	100.0	
				F	99.9	101.4	84.8	100.4	91.8	103.3	-	100.0	
		OTHER WHOLESALE DISTRIBUTION	619	1A	M	99.0	102.6	96.7	86.3	78.9	89.9	-	100.0
					F	-	-	-	-	-	119.6#	-	100.0#
				1B	M	-	-	-	81.1	-	121.2#	-	100.0#
					F	99.7#	-	77.6	116.4	73.1#	122.0	-	100.0
2				M	95.6#	-	114.1#	95.9	74.3	119.6	-	100.0#	
				F	-	-	-	108.0	-	103.3	-	100.0	
PAPER, BOOKS, STATIONERY, NEWSPAPERS	619.1/2	3	M	92.1	-	120.4#	99.3	-	100.7	-	100.0		
			F	100.8#	-	-	101.7	-	102.1	-	100.0		
		4	M	90.2#	-	77.1#	106.7	96.9	118.5#	-	100.0		
			F	92.7	-	76.4	102.7	93.8	109.4	-	100.0		
		5	M	88.9	101.8#	87.8	96.0	99.1	104.3	-	100.0		
			F	85.8	85.9	88.2	94.5	95.9	106.4	-	100.0		
PAPER, BOOKS, STATIONERY, NEWSPAPERS	619.1/2	1A	M	87.5	89.9	88.7	93.8	98.3	105.7	-	100.0		
			F	82.9#	96.0	89.0	89.4	-	129.1	-	100.0		
		1B	M	100.7#	87.8	92.3	101.0	97.1	106.4	-	100.0		
			F	94.6	92.9	91.3	100.7	96.6	107.8	-	100.0		
		2	M	107.6#	74.4#	100.0	95.9	90.2	104.3	-	100.0		
			F	102.2	84.5	87.6	97.9	94.0	105.7	-	100.0		
	PAPER, BOOKS, STATIONERY, NEWSPAPERS	619.1/2	1A	M	108.7#	79.1	95.3	94.4	92.5	105.4	-	100.0	
				F	100.0#	92.0	75.1	129.0	-	-	-	100.0#	
			1B	M	92.6	104.0	107.3	113.8	-	-	-	100.0	
				F	101.0	92.3	91.5	114.1#	-	-	-	100.0	
			2	M	93.6	102.0	105.6	114.6	-	-	-	100.0	
				F	96.7	97.9	93.8	120.4	-	-	-	100.0	
PAPER, BOOKS, STATIONERY, NEWSPAPERS	619.1/2	3	M	94.0	112.0#	86.7	111.3#	-	-	-	100.0		
			F	96.2	100.1	93.1	119.7	-	-	-	100.0		
		4	M	98.6	92.8	105.4	110.2	-	-	-	100.0		
			F	96.4	99.0	102.7	111.4	-	-	-	100.0		
		5	M	97.7	95.8	102.4	111.0	-	-	-	100.0		
			F	94.8	101.3	105.3	115.0	-	-	-	100.0		
PAPER, BOOKS, STATIONERY, NEWSPAPERS	619.1/2	1A	M	96.9	101.2	98.3	116.7	-	-	-	100.0		
			F	96.1	101.5	99.5	116.8	-	-	-	100.0		
		1B	M	96.7	93.2	109.6	118.0	-	-	-	100.0		
			F	94.5	100.6	101.8	113.8	-	-	-	100.0		
		2	M	95.3	97.4	104.6	115.2	-	-	-	100.0		
			F	100.9	90.5	93.4	116.8	-	-	-	100.0		
	PAPER, BOOKS, STATIONERY, NEWSPAPERS	619.1/2	1A	M	98.5	102.3	92.4	111.6	-	-	-	100.0	
				F	100.7	94.3	88.9	117.4	-	-	-	100.0	
			1B	M	97.9	111.0#	83.0#	128.1#	-	-	-	100.0	
				F	98.0	109.1#	82.9#	132.2#	-	-	-	100.0	
			2	M	93.2	105.9#	-	111.5	-	-	-	100.0	
				F	98.0#	-	-	-	-	-	-	100.0#	
PAPER, BOOKS, STATIONERY, NEWSPAPERS	619.1/2	3	M	93.2	105.1#	-	112.2	-	-	-	100.0		
			F	95.2	94.0	106.7	110.2	-	-	-	100.0		
		4	M	104.0	-	-	92.2#	-	-	-	100.0		
			F	95.8	94.8	104.9	110.2	-	-	-	100.0		
		5	M	100.2	89.1	-	108.6	-	-	-	100.0		
			F	93.6	85.8#	111.1	111.6	-	-	-	100.0		
PAPER, BOOKS, STATIONERY, NEWSPAPERS	619.1/2	1A	M	97.7	91.4	107.6	108.6	-	-	-	100.0		
			F	91.5	112.4	106.6	113.5	-	-	-	100.0		
		1B	M	95.6	96.2	102.5	112.7	-	-	-	100.0		
			F	93.8	105.4	100.7	112.9	-	-	-	100.0		
		2	M	94.5	95.6	-	112.5	-	-	-	100.0		
			F	91.5	105.7	105.4	109.1	-	-	-	100.0		
PAPER, BOOKS, STATIONERY, NEWSPAPERS	619.1/2	1A	M	93.1	100.5	105.0	111.3	-	-	-	100.0		
			F	98.2	87.7	113.6#	109.4	-	-	-	100.0		
		1B	M	102.1	87.4	95.2	106.0	-	-	-	100.0		
			F	99.9	89.2	98.1	108.8	-	-	-	100.0		

TAB.D6

INDEX OF MEAN GROSS  
MONTHLY PAY (CORRECTED)  
OF FULL-TIME FEMALE EMPLOYEES  
ACCORDING TO ACTIVITY,  
QUALIFICATION AND SIZE OF ENTERPRISE  
(PAY OF FULL-TIME MALE EES. = 100)

INDICE DE LA REMUNERATION  
MENSUELLE BRUTE CORRIGEE  
MOYENNE DES SALAIRES FEMININS  
A TEMPS PLEIN SELON L'ACTIVITE,  
LA QUALIF. ET LA TAILLE DE L'ENTREP.  
(REM. DES SAL. MASC. A TEMPS PLEIN = 100)

TAILLE ENTREPRISE (NOMBRE DE SALARIE)							SEX E	Q U A L I F I C A T I O N	NACE	ACTIVITE	
10 40	50 90	100 190	200 490	500 990	>= 1000 (*)	TOT. ENS.					
100.0 77.60	100.0	100.0	100.0	-	100.00	-	100.0 85.70	M F	1A	610	PR. PHARM., MEDICAUX, D'ENTRETIEN
100.0 81.0	100.0 74.3	100.0 79.2	15.5	100.00	100.0 81.2	-	54.3	M F	1B		
100.00 78.8	100.0 79.50	100.0 85.7	100.0 92.4	-	100.0 66.5	-	100.0 78.6	M F	2		
100.0 85.1	100.0 84.1	100.00 58.9	100.0 87.2	87.9	100.0 100.70	-	100.0 85.6	M F	3		
100.0 90.3	100.0 88.0	100.0 85.3	100.0 83.4	100.0 82.5	100.0 87.0	-	100.0 87.3	M F	4		
100.0 90.1	100.0 85.0	100.0 90.8	100.0 84.4	88.7	100.0 72.9	-	100.0 91.3	M F	5		
100.0 84.7	100.0 60.6	100.0 58.5	32.9	100.0 89.8	100.0 67.9	-	58.4	M F	T		
-	-	-	100.0	-	100.00	-	100.00	M F	1A	610.1	PRODUITS PHARM.
100.00	-	100.0	100.0	100.00	100.0 81.2	-	100.0 88.40	M F	1B		
-	-	100.00	100.0 81.0	-	100.0 66.5	-	100.0 71.9	M F	2		
100.00 77.60	-	82.00	100.0 91.0	87.9	100.0 100.70	-	100.0 88.7	M F	3		
100.0 82.4	100.00 72.0	100.0 85.7	100.0 84.0	100.0 82.5	100.0 87.0	-	100.0 85.3	M F	4		
100.00 107.60	100.0 91.0	100.0 91.8	100.0 89.9	88.7	100.0 72.9	-	100.0 88.5	M F	5		
100.00 83.6	100.00 78.1	100.0 58.7	100.0 88.3	100.0 69.8	100.0 67.9	-	100.0 67.0	M F	T		
83.60	100.0	100.0	100.0	-	-	-	100.00 64.4	M F	1A	610	AUTRES COMMERCES DE GROS
100.0 83.8	100.0 88.2	100.0 85.5	100.0 77.00	-	-	-	100.0 76.8	M F	1B		
100.0 78.2	100.0 91.90	100.0 74.3	100.0 74.30	-	-	-	100.0 80.4	M F	2		
100.0 87.5	100.0 95.8	100.0 87.2	100.0 90.6	-	-	-	100.0 89.6	M F	3		
100.0 88.7	100.0 88.6	100.0 88.9	100.0 88.0	-	-	-	100.0 88.7	M F	4		
100.0 90.9	100.0 100.3	100.0 88.3	100.0 89.7	-	-	-	100.0 93.0	M F	5		
100.0 54.1	100.0 82.8	100.0 54.8	100.0 52.8	-	-	-	100.0 55.4	M F	T		
100.0	100.00	100.00	100.00	-	-	-	100.0 84.50	M F	1A	610.1/2	PAPIER, LIVRES, JOURNEAUX
100.0 77.90	100.00	-	100.0	-	-	-	100.0 74.10	M F	1B		
100.0 84.1	100.0	100.0	100.0 84.40	-	-	-	100.0 76.9	M F	2		
100.0 81.3	100.0 83.00	81.4	100.0 89.4	-	-	-	100.0 87.0	M F	3		
100.0 90.9	100.0 74.4	100.0 83.7	100.0 88.4	-	-	-	100.0 87.0	M F	4		
100.0 84.3	100.0 86.3	62.5	100.0 84.4	-	-	-	100.0 87.1	M F	5		
100.0 58.4	100.0 58.0	100.00 47.1	100.0 54.5	-	-	-	100.0 58.2	M F	T		

TAB.D6

INDEX OF MEAN GROSS MONTHLY PAY (CORRECTED) OF FULL-TIME EMPLOYEES ACCORDING TO ACTIVITY, SEX, QUALIFICATION AND SIZE OF ENTERPRISE (PAY OF ALL FULL-TIME EES.=100)

INDICE DE LA REMUNERATION MENSUELLE BRUTE CORRIGEE MOYENNE DES SALAIRES A TEMPS PLEIN SELON L ACTIVITE, LE SEXE, LA QUALIF. ET LA TAILLE DE L ENTREP. (REM. DE L ENS. DES SAL. A TEMPS PLEIN = 100)

ACTIVITY	NACE	QUALIFICATION	SEX	SIZE OF ENTERPRISE (NUMBER OF EMPLOYEES)							
				10	50	100	200	500	>= 1000	TOT.	
				- 49	- 99	- 199	- 499	- 999	-	(*) ENS.	
WHOLESALE TRADE	61	1A	M	90.6	111.3	111.1	116.3	125.9	123.9	-	100.0
			F	98.0	105.7#	97.1#	-	-	-	-	100.0
			T	90.9	110.8	111.2	117.9	125.8	124.1	-	100.0
			M	92.9	96.1	100.4	-	103.3	104.0	-	100.0
			F	101.6	95.9	91.6	100.7	112.3	104.6	-	100.0
			T	93.2	95.9	99.9	-	104.6	104.9	-	100.0
		2	M	94.9	105.3	102.0	101.2	98.7	104.1	-	100.0
			F	95.9	104.9	102.9	98.6	101.6	103.9	-	100.0
			T	94.8	105.0	102.3	101.0	99.4	104.3	-	100.0
			M	95.2	97.8	100.9	105.7	102.8	110.8	-	100.0
			F	95.9	100.4	99.9	101.3	103.0	109.0	-	100.0
			T	95.5	98.5	100.5	104.6	102.4	110.2	-	100.0
	4	M	95.5	101.8	102.7	100.7	106.1	109.1	-	100.0	
		F	96.1	100.1	100.8	99.2	105.9	109.1	-	100.0	
		T	96.1	101.2	101.7	99.9	105.4	108.4	-	100.0	
		M	95.5	97.5	100.4	102.1	109.2	116.0	-	100.0	
		F	94.5	100.2	99.7	101.9	106.7	112.2	-	100.0	
		T	96.0	98.2	99.1	101.2	109.3	114.3	-	100.0	
	T	M	95.4	99.2	102.2	101.9#	103.8	110.8	-	100.0	
		F	100.0	99.7	96.2	95.8	103.5	108.3	-	100.0	
		T	97.0	98.8	100.0	99.8	103.8	110.4	-	100.0	
		M	62.1#	-	-	-	-	106.9#	-	100.0	
		F	-	-	-	-	-	-	-	100.0#	
		T	-	-	-	-	-	-	-	100.0	
FOOD, DRINK, TOBACCO	641/642	1A	M	81.8#	126.1#	-	-	-	108.4#	-	100.0
			F	90.5#	102.4	108.6#	97.3	85.1	104.4	-	100.0
			T	99.7#	92.2#	-	101.6#	-	100.3	-	100.0
			M	91.0	93.5	110.1#	96.9	87.7	104.7	-	100.0
			F	95.4	103.4	90.7	96.8	92.0	101.5	-	100.0
			T	90.9	126.9#	92.1#	109.6	81.6	99.0	-	100.0
		2	M	95.8	107.0	89.0	98.1	89.7	101.3	-	100.0
			F	86.2	99.8	85.4	101.8	92.3	102.5	-	100.0
			T	97.3	94.8	91.1	103.6	95.1	101.0	-	100.0
			M	89.9	93.3	88.8	100.8	95.5	102.2	-	100.0
			F	97.7	101.1	101.2	102.1	100.6	100.0	-	100.0
			T	97.2	96.7	95.7	98.8	101.5	101.1	-	100.0
	4	M	100.7	99.0	98.0	100.3	100.2	100.1	-	100.0	
		F	94.7	98.8	97.0	98.3	94.5	102.4	-	100.0	
		T	94.2	98.6	97.5	101.2	100.0	102.5	-	100.0	
		M	93.1	97.1	96.5	99.7	99.2	103.2	-	100.0	
		F	96.6	101.1	92.9	85.5	95.3	102.1	-	100.0	
		T	93.5	100.0	93.4	98.5	97.4	102.3	-	100.0	
	643	1A	M	100.5#	-	90.6	94.3	98.1	103.3	-	100.0
			F	97.8#	-	-	-	-	-	-	100.0#
			T	99.3#	-	-	-	-	-	-	100.0#
			M	99.7	-	-	-	-	-	-	100.0
			F	101.6	-	-	-	-	-	-	100.0
			T	100.5	90.8	-	-	-	-	-	100.0
2		M	99.8	-	-	-	-	-	-	100.0	
		F	100.0#	-	-	-	-	-	-	100.0#	
		T	99.8	-	-	-	-	-	-	100.0	
		M	100.1	-	-	-	-	-	-	100.0	
		F	100.0	-	-	-	-	-	-	100.0	
		T	100.0	-	-	-	-	-	-	100.0	
4	M	100.7	94.6	-	-	-	-	-	100.0		
	F	100.0	-	-	-	-	-	-	100.0		
	T	99.6	114.6	-	-	-	-	-	100.0		
	M	98.5	107.7	-	-	-	-	-	100.0		
	F	99.7	-	-	-	-	-	-	100.0		
	T	99.4	111.5	-	-	-	-	-	100.0		
644	1A	M	101.4	74.0#	-	-	-	-	-	100.0	
		F	89.1	153.4#	-	-	-	-	-	100.0	
		T	99.7	109.6#	-	-	-	-	-	100.0	
		M	98.5#	-	-	-	-	-	-	100.0#	
		F	-	-	-	-	-	-	-	100.0#	
		T	99.1#	-	-	-	-	-	-	100.0#	
	1B	M	97.8#	83.9	78.8#	122.5#	-	122.2	-	100.0	
		F	95.8#	-	-	-	-	-	-	100.0	
		T	94.9#	91.2	80.2	116.6#	-	119.3	-	100.0	
		M	97.4	88.7	107.9	103.0	-	96.9	-	100.0	
		F	82.1	-	-	76.1#	-	105.1	-	100.0	
		T	95.7	106.4	118.0	107.1	-	99.7	-	100.0	
3	M	101.9	95.3	81.7	-	-	-	-	100.0		
	F	98.0	103.2	83.3	88.3#	-	111.7	-	100.0		
	T	101.5	98.7	84.1	89.9#	-	110.4	-	100.0		
	M	101.1	107.1	91.6	94.8	-	114.1	-	100.0		
	F	100.2	94.6	83.9	96.4	-	114.6	-	100.0		
	T	100.1	100.2	91.2	97.2	-	113.0	-	100.0		
4	M	93.8	109.1#	88.7	99.0#	-	124.6#	-	100.0		
	F	96.0	102.4	83.7	91.9	-	113.2	-	100.0		
	T	95.2	106.9	87.4	95.5	-	114.8	-	100.0		
	M	98.2	97.4	86.6	112.6	-	124.1#	-	100.0		
	F	84.2	103.6	74.7	95.6	-	117.5	-	100.0		
	T	95.9	100.4	93.6	120.3	-	105.8	-	100.0		



TAB.D6

INDEX OF MEAN GROSS  
MONTHLY PAY (CORRECTED)  
OF FULL-TIME FEMALE EMPLOYEES  
ACCORDING TO ACTIVITY,  
QUALIFICATION AND SIZE OF ENTERPRISE  
(PAY OF FULL-TIME MALE EES.=100)

INDICE DE LA REMUNERATION  
MENSUELLE BRUTE CORRIGEE  
MOYENNE DES SALARIES FEMININS  
A TEMPS PLEIN SELON L'ACTIVITE,  
LA QUALIF. ET LA TAILLE DE L'ENTREP.  
(REM. DES SAL. MASC. A TEMPS PLEIN = 100)

TAILLE ENTREPRISE (NOMBRE DE SALARIE)								SEX	O U A L I F I C A T I O N	NACE	ACTIVITE
10 - 49	50 - 99	100 - 199	200 - 499	500 - 999	>= 1000	(*)	100. - ENS.				
100.0	100.0	100.0	100.0	100.0	100.0	-	100.0	M	1A	61	COMMERCE DE GROS
88.8	78.88	71.88	-	-	-	-	82.1	F			
100.0	100.0	100.0	-	100.0	100.0	-	100.0	M	1B		
88.2	78.7	71.8	88.4	85.7	79.4	-	78.8	F			
100.0	100.0	100.0	100.0	100.0	100.0	-	100.0	M	2		
87.8	85.7	86.8	83.8	88.6	85.8	-	86.8	F			
100.0	100.0	100.0	100.0	100.0	100.0	-	100.0	M	3		
92.5	94.4	91.8	88.1	82.1	90.4	-	91.8	F			
100.0	100.0	100.0	100.0	100.0	100.0	-	100.0	M	4		
88.8	84.8	84.7	85.8	88.2	86.3	-	86.3	F			
100.0	100.0	100.0	100.0	100.0	100.0	-	100.0	M	5		
85.4	88.7	85.7	86.1	84.3	83.5	-	86.3	F			
100.0	100.0	100.0	100.0	100.0	100.0	-	100.0	M	T		
89.8	88.8	82.7	82.5	86.3	85.1	-	86.6	F			
100.00	-	-	-	-	100.00	-	100.0	M	1A	641/642	PR. ALIMENTAIRES, BOISSONS, TABAC
-	-	-	-	-	-	-	83.28	F			
100.00	100.0	100.00	100.0	100.0	100.0	-	100.0	M	1B		
90.28	73.88	-	85.58	-	78.7	-	81.8	F			
100.0	100.0	100.0	100.0	100.0	100.0	-	100.0	M	2		
70.1	80.38	74.78	83.3	85.3	71.8	-	73.6	F			
100.0	100.0	100.0	100.0	100.0	100.0	-	100.0	M	3		
88.1	72.5	81.4	77.6	78.8	75.1	-	76.2	F			
100.0	100.0	100.0	100.0	100.0	100.0	-	100.0	M	4		
77.1	74.1	73.3	75.8	78.2	78.5	-	77.5	F			
100.0	100.0	100.0	100.0	100.0	100.0	-	100.0	M	5		
88.8	88.3	87.8	88.1	81.5	88.5	-	86.5	F			
100.0	100.0	100.0	100.0	100.0	100.0	-	100.0	M	T		
82.6	84.8	85.8	87.5	88.1	84.8	-	84.7	F			
100.00	-	-	-	-	-	-	100.00	M	1A	643	PHARMACIES
78.98	-	-	-	-	-	-	78.88	F			
100.0	-	-	-	-	-	-	100.0	M	1B		
85.2	-	-	-	-	-	-	83.4	F			
100.0	-	-	-	-	-	-	100.0	M	2		
89.88	-	-	-	-	-	-	88.88	F			
100.0	-	-	-	-	-	-	100.0	M	3		
82.8	-	-	-	-	-	-	82.7	F			
100.0	100.0	-	-	-	-	-	100.0	M	4		
74.8	-	-	-	-	-	-	75.2	F			
100.0	100.0	-	-	-	-	-	100.0	M	5		
98.8	-	-	-	-	-	-	97.8	F			
100.0	100.00	-	-	-	-	-	100.0	M	T		
85.2	138.28	-	-	-	-	-	88.7	F			
100.00	-	-	-	-	-	-	100.00	M	1A	644	ART. MEDICAUX, PRODUITS D'ENTRETIEN
-	-	-	-	-	-	-	88.48	F			
100.00	100.0	100.00	100.00	-	100.0	-	100.0	M	1B		
71.88	-	-	-	-	-	-	73.1	F			
100.0	100.0	100.0	100.0	-	100.0	-	100.0	M	2		
83.4	-	-	55.88	-	81.5	-	75.2	F			
100.0	100.0	100.0	-	-	-	-	100.0	M	3		
83.8	94.8	88.5	85.28	-	77.7	-	88.8	F			
100.0	100.0	100.0	100.0	-	100.0	-	100.0	M	4		
91.7	81.7	84.7	94.8	-	82.8	-	92.5	F			
100.0	100.00	100.0	100.00	-	100.00	-	100.0	M	5		
84.7	88.8	87.4	85.8	-	83.8	-	82.8	F			
100.0	100.0	100.0	100.0	-	100.00	-	100.0	M	T		
83.1	78.8	58.7	55.8	-	82.3	-	85.8	F			

TAB.D6

INDEX OF MEAN GROSS  
MONTHLY PAY (CORRECTED)  
OF FULL-TIME EMPLOYEES  
ACCORDING TO ACTIVITY, SEX,  
QUALIFICATION AND SIZE OF ENTERPRISE  
(PAY OF ALL FULL-TIME EES.=100)

INDICE DE LA REMUNERATION  
MENSUELLE BRUTE CORRIGEE  
MOYENNE DES SALAIRES  
A TEMPS PLEIN SELON L ACTIVITE, LE SEXE,  
LA QUALIF. ET LA TAILLE DE L ENTREP.  
(REM. DE L ENS. DES SAL. A TEMPS PLEIN = 100)

ACTIVITY	NACE	Q U A L I F I C A T I O N	S E X	SIZE OF ENTERPRISE (NUMBER OF EMPLOYEES)								
				10	50	100	200	500	>=	1000		
				- 49	- 99	- 199	- 499	- 999	(*)	ENS.		
CLOTHING	645	1A	M	94.6	127.8#	138.1#	-	-	87.2	-	100.0	
			F	94.6#	-	-	-	-	-	100.0#		
		1B	M	94.5	131.4#	128.1#	-	-	88.8	-	100.0	
			F	100.2#	87.2	102.5	94.3#	-	109.5	-	100.0	
		2	M	97.2	82.9	98.1	110.4	-	111.9	-	100.0	
			F	99.0	89.1	101.7	98.4	-	112.0	-	100.0	
		3	M	79.4	68.9	82.3	75.6#	174.9	82.7	-	100.0	
			F	96.7	89.6	101.0	94.2	187.8#	108.8	-	100.0	
		4	M	86.2	77.8	91.1	82.4	203.0	95.0	-	100.0	
			F	97.3	93.2	106.4	103.3#	-	107.1	-	100.0	
		5	M	97.8	95.0	114.0	114.7	122.9	94.3	-	100.0	
			F	97.4	96.2	112.4	108.3	124.9	89.9	-	100.0	
	T	M	101.8	92.1	98.4	97.0	102.8	108.8	-	100.0		
		F	98.2	95.5	106.7	104.1	110.6	105.6	-	100.0		
	FOOTWEAR, LEATHER GOODS	646	1A	M	100.0	94.8	104.2	101.9	108.5	110.6	-	100.0
				F	97.2	101.3	99.4	91.7	110.7	-	100.0#	
			1B	M	97.2	102.8	105.6	104.1	111.6	124.0	-	100.0
				F	97.2	104.5	104.1	102.0	114.2	115.7	-	100.0
			2	M	97.5	82.1	94.3	94.0#	170.9	109.9	-	100.0
				F	97.8	93.6	102.0	109.1	123.1	125.3	-	100.0
		647	1A	M	96.7	89.0	96.7	100.1	176.1	131.1	-	100.0
				F	91.5	-	-	-	-	-	-	100.0
			1B	M	92.2	-	98.8	92.1	88.3	-	-	100.0
				F	101.0	-	104.1	93.8#	96.1	-	-	100.0
2			M	99.3	131.7#	98.8	92.2	99.3	-	-	100.0	
			F	100.6	96.5	102.6	77.1	88.9	-	-	100.0	
3	M	109.6	116.9#	100.6	75.8	82.9	-	-	100.0			
	F	115.2	120.7#	92.8	95.2	107.7	-	-	100.0			
FURN. FABRICS, HOUSEHOLD TEXTILES	647	1A	M	102.2	106.8	98.5	99.0	105.0	-	-	100.0	
			F	99.7	106.4	97.3	97.8	94.3	-	-	100.0	
	2	M	100.2	131.3	94.3	95.3	93.1	-	-	100.0		
		F	103.6	130.0	94.4	96.4	93.3	-	-	100.0		
	3	M	100.5	108.5	88.0	100.4	91.4	-	-	100.0		
		F	104.1	106.2	88.0	101.9	92.1	-	-	100.0		
T	M	103.7	131.9#	110.8	87.0#	89.3	-	-	100.0			
	F	104.5	128.9	99.0	94.8	89.4	-	-	100.0			
HOUSEHOLD FITMENTS, APPLIANCES	648/649	1A	M	101.5	121.8	103.2	94.1	92.2	-	-	100.0	
			F	104.1	108.5	88.0	100.4	91.4	-	-	100.0#	
		1B	M	103.7	106.2	88.0	101.9	92.1	-	-	100.0	
			F	104.5	131.9#	110.8	87.0#	89.3	-	-	100.0	
		2	M	101.9	128.9	99.0	94.8	89.4	-	-	100.0	
			F	101.5	121.8	103.2	94.1	92.2	-	-	100.0	
		3	M	87.2	92.7#	96.5#	-	-	-	-	100.0#	
			F	100.0	-	-	-	-	-	-	100.0	
		4	M	87.9	92.7#	96.5#	-	-	-	-	100.0	
			F	102.7	92.7#	96.5#	-	-	-	-	100.0	
		5	M	101.2#	83.3#	101.0#	-	-	-	-	100.0	
			F	101.3	93.3#	94.8	-	-	-	-	100.0	
	T	M	101.3	104.8	94.8	-	-	-	-	100.0		
		F	102.8#	100.0#	89.3	94.2	-	-	-	100.0		
	648/649	1A	M	103.7	101.5	-	107.4	-	-	-	100.0	
			F	101.4	99.5	-	97.9	-	-	-	100.0	
		2	M	102.2	97.5	98.1	97.9	-	-	-	100.0	
			F	103.0	96.4	106.4	102.4	-	-	-	100.0	
		3	M	98.0	101.3	106.4	102.4	-	-	-	100.0	
			F	100.9	99.6	105.3	93.6	-	-	-	100.0	
		4	M	102.4	-	108.6	99.0	-	-	-	100.0	
			F	100.9	-	103.6	96.4	-	-	-	100.0	
		5	M	102.8	101.1	101.9#	93.7#	-	-	-	100.0	
			F	100.6	93.8	101.2	95.7	-	-	-	100.0	
T		M	102.8	103.1	105.5#	85.9	-	-	-	100.0		
		F	103.0	111.2	-	-	-	-	-	100.0		
648/649	1A	M	96.6	113.0	-	-	-	-	-	100.0#		
		F	96.1	100.0	84.2	109.1	-	-	-	100.0		
	1B	M	99.9	100.0	-	-	-	-	-	100.0		
		F	93.0	103.9#	-	-	-	-	-	100.0		
	2	M	98.5	100.9	86.6	113.5	125.7#	107.4#	-	100.0		
		F	92.9	102.3	102.7#	100.5	127.9	108.3#	-	100.0		
	3	M	93.0	98.0	-	122.1	103.2#	-	-	100.0		
		F	92.9	101.9	106.5	103.8	118.8	109.6#	-	100.0		
	4	M	95.1	101.8	109.1	114.9	-	-	-	100.0		
		F	80.2	86.3	119.8#	115.6#	113.7	116.3#	-	100.0		
	5	M	94.5	99.2	112.1	116.3	106.8	111.3	-	100.0		
		F	95.5	104.2	100.3	111.7	120.9	107.1	-	100.0		
T	M	94.6	106.4	108.8	107.0	116.7	113.6	-	100.0			
	F	95.2	105.1	101.6	111.5	118.4	108.4	-	100.0			
T	M	95.6	101.0	98.2	105.9	129.5#	107.6	-	100.0			
	F	95.9	103.4	108.3	101.8	108.7	-	-	100.0			
T	M	95.6	102.9	102.4	103.0	119.0#	108.7	-	100.0			
	F	97.7	102.1	94.4	102.9	126.5	98.9	-	100.0			
T	M	94.1	103.2	111.1	103.1	117.6	114.0	-	100.0			
	F	97.0	102.9	97.7	103.5	120.4	101.8	-	100.0			

TAB.D6

INDEX OF MEAN GROSS  
MONTHLY PAY (CORRECTED)  
OF FULL-TIME FEMALE EMPLOYEES  
ACCORDING TO ACTIVITY,  
QUALIFICATION AND SIZE OF ENTERPRISE  
(PAY OF FULL-TIME MALE EES.=100)

INDICE DE LA REMUNERATION  
MENSUELLE BRUTE CORRIGEE  
MOYENNE DES SALAIRES FEMININS  
A TEMPS PLEIN SELON L'ACTIVITE,  
LA QUALIF. ET LA TAILLE DE L'ENTREP.  
(REM. DES SAL. MASC. A TEMPS PLEIN = 100)

TAILLE ENTREPRISE (NOMBRE DE SALARIE)							SEXE	QUALIFICATION	NACE	ACTIVITE	
10 - 49	50 - 99	100 - 199	200 - 499	500 - 999	>= 1000 (*)	100 - EMS.					
100.0 88.3#	100.0#	100.0#	-	-	100.0	-	100.0 88.3#	M F	1A	645	ARTICLES D'HABILLEMENT
100.0# 80.3	100.0 88.3	100.0 79.3	100.0# 96.9	-	100.0	-	100.0 82.8	M F	1B		
100.0 83.6	100.0 89.3	100.0 84.2	100.0# 85.6	100.0 73.7#	100.0	-	100.0 68.7	M F	2		
100.0 82.6	100.0 84.6	100.0 88.0	100.0# 81.2	-	100.0	-	100.0 82.1	M F	3		
100.0 78.1	100.0 83.1	100.0 86.9	100.0 86.0	100.0 86.2	100.0	-	100.0 80.1	M F	4		
79.1	100.0 83.3	100.0 87.2	100.0 93.2	100.0 82.8	110.0	-	100.0# 82.1	M F	5		
100.0 54.5	100.0 62.0	100.0 58.8	100.0# 63.1	100.0 39.1	100.0	-	100.0 54.4	M F	T		
100.0	-	-	-	-	-	-	100.0	M F	1A	646	CHAUSSURES, MAROQUINERIE
100.0 82.1	-	100.0 87.9	100.0 84.9#	100.0 81.5	-	-	100.0 83.4	M F	1B		
100.0 96.1	72.8#	100.0 97.2	90.1	100.0 80.4	-	-	100.0 91.5	M F	2		
100.0 95.1	99.6	75.0	100.0 99.8	110.7	-	-	100.0 97.4	M F	3		
100.0 95.0	113.5	100.0 95.2	100.0 95.0	100.0 97.0	-	-	100.0 98.2	M F	4		
100.0 100.4	111.6	95.1	100.0 91.1	100.0 94.9	-	-	100.0 97.9	M F	5		
100.0 56.1	100.0# 56.2	100.0 51.4	100.0# 62.7	100.0 57.6	-	-	100.0 57.5	M F	T		
100.0 71.3	-	-	-	-	-	-	100.0# 62.2	M F	1A	647	TISSUS D'AMEUBLEMENT
100.0 85.8#	100.0#	100.0#	-	-	-	-	100.0 87.1	M F	1B		
100.0 73.5#	100.0#	100.0	-	-	-	-	100.0 74.9	M F	2		
100.0 75.2	100.0	-	87.2	-	-	-	100.0 76.7	M F	3		
100.0 73.9	100.0 81.6	100.0 84.3	100.0 92.2	-	-	-	100.0 77.7	M F	4		
100.0 81.5	-	100.0	88.4	-	-	-	100.0 82.7	M F	5		
100.0 59.7	100.0 54.2	100.0# 58.0	100.0# 59.7	-	-	-	100.0 58.4	M F	T		
100.0 61.5#	100.0	-	-	-	-	-	100.0 60.6#	M F	1A	648/649	EQUIPEMENT DU FOYER
100.0 80.3	100.0 89.6#	100.0	100.0	-	-	-	100.0 86.2	M F	1B		
100.0 89.0	100.0 85.2	100.0#	100.0 100.0	100.0 73.7#	100.0#	-	100.0 88.9	M F	2		
100.0 84.6	100.0 84.4	100.0 97.9#	100.0 89.7#	94.0	89.7#	-	100.0 89.2	M F	3		
100.0 83.1	100.0 85.0	100.0 89.4	100.0 89.4	100.0 81.0	100.0	-	100.0 83.9	M F	4		
100.0 87.7	100.0 69.4	100.0 96.4	100.0 83.9	100.0# 74.0	100.0	-	100.0 87.4	M F	5		
100.0 71.4	100.0 74.9	100.0 87.2	100.0 74.2	100.0 68.9	100.0	-	100.0 74.1	M F	T		

TAB.D6

INDEX OF MEAN GROSS MONTHLY PAY (CORRECTED) OF FULL-TIME EMPLOYEES ACCORDING TO ACTIVITY, SEX, QUALIFICATION AND SIZE OF ENTERPRISE (PAY OF ALL FULL-TIME EES.=100)

INDICE DE LA REMUNERATION MENSUELLE BRUTE CORRIGEE MOYENNE DES SALARIES A TEMPS PLEIN SELON L ACTIVITE, LE SEXE, LA QUALIF. ET LA TAILLE DE L ENTREP. (REM. DE L ENS. DES SAL. A TEMPS PLEIN = 100)

ACTIVITY	NACE	QUALIFICATION	SEX	SIZE OF ENTERPRISE (NUMBER OF EMPLOYEES)								
				10	50	100	200	500	>=	TOT.		
				49	99	199	499	999	1000	(*) EMS.		
BOOKS, NEWSPR... STATIONERY, OFFICE SUPPS.	653	1A	M	94.4	111.3#	114.8#	136.9#	-	-	-	100.0	
			F	95.0#	-	-	-	-	-	-	100.0#	
		1B	M	94.2	114.7#	113.0#	143.2#	-	100.3#	-	100.0	
			F	92.4	81.5#	114.2#	123.3	-	97.3	-	100.0	
		2	M	93.5	-	90.6	123.2	-	112.1	-	100.0	
			F	92.2	86.2#	107.2	124.3	-	101.2	-	100.0	
		3	M	91.2	94.2#	99.8	80.8	-	112.4#	-	100.0	
			F	70.4	90.1	116.8#	68.3	-	103.4	-	100.0	
		4	M	86.5	94.1	107.5#	75.8	-	109.9	-	100.0	
			F	96.8	106.2	93.2	101.0	-	-	-	100.0	
		5	M	96.8	113.7	96.0	103.9	-	102.4	-	100.0	
			F	99.6	110.6	94.5	101.2	-	100.3	-	100.0	
	T	M	98.2	102.5	101.8	91.5	-	106.4	-	100.0		
		F	93.9	94.8	100.3	100.5	-	124.8	-	100.0		
	OTHER RETAIL DISTRIBUTION	654/655	1A	M	95.7	100.1	101.7	96.5	-	117.5	-	100.0
				F	97.2	94.8	105.9	93.3	-	140.3	-	100.0
			1B	M	94.7	110.0	113.5	106.6	-	140.5	-	100.0
				F	95.4	104.1	111.3	101.5	-	141.9	-	100.0
			2	M	89.5	93.3	100.7	122.8	-	125.4#	-	100.0
				F	78.8	93.6	111.1	95.0	-	143.6	-	100.0
		656	1A	M	85.3	96.9	105.8	105.5	-	132.0	-	100.0
				F	96.6	136.5	-	-	-	-	-	100.0
			1B	M	97.7#	-	-	-	-	-	-	100.0#
				F	96.7	135.0#	122.5#	-	-	-	-	100.0
2			M	95.3	104.3	111.2#	127.8	-	-	-	100.0	
			F	92.0	124.2#	-	-	-	-	-	100.0	
VARIOUS NON-FOOD PRODUCTS	656	1A	M	94.4	108.2	114.2#	130.1	-	-	-	100.0	
			F	95.4	117.8	88.6#	118.9	-	-	-	100.0	
		2	M	98.1	-	103.8	-	-	-	-	100.0	
			F	96.5	113.3	91.8	121.9	-	-	-	100.0	
		3	M	95.9	133.0#	85.0	120.3	-	-	-	100.0	
			F	95.3	103.5	130.6	114.8	-	-	-	100.0	
	4	M	96.4	112.5	109.1	119.0	-	-	-	100.0		
		F	99.7	110.0	79.7	123.0	-	-	-	100.0		
	5	M	96.9	111.0	93.3	133.5	-	-	-	100.0		
		F	99.1	108.1	84.7	125.8	-	-	-	100.0		
	656	1A	M	99.3	102.2	118.1	-	-	-	100.0		
			F	98.2	101.1	102.7	132.6	-	-	-	100.0	
1B		M	99.4	98.3	97.0	124.8	-	-	-	100.0		
		F	97.0	119.4	89.0#	132.2	-	-	-	100.0		
2		M	97.3	104.1	107.6	124.1	-	-	-	100.0		
		F	98.0	107.3	92.5	130.3	-	-	-	100.0		
RETAIL TRADE	64/653- 656	1A	M	73.8#	-	-	104.5#	95.7#	116.2#	-	100.0	
			F	-	-	-	-	-	-	-	100.0#	
		1B	M	75.4#	108.0#	-	106.0#	90.8#	116.8#	-	100.0	
			F	96.8#	84.5#	89.6#	85.8	88.1#	106.5	-	100.0	
		2	M	88.6#	96.3	85.1	92.4	97.3	107.7	-	100.0	
			F	91.5#	88.2	86.3	87.6	90.1	108.2	-	100.0	
		3	M	95.3#	86.6	105.5#	87.2	112.7#	101.9	-	100.0	
			F	91.9#	102.5	86.3	96.5	117.7#	100.9	-	100.0	
		4	M	93.9#	95.4	92.7	91.4	115.5	101.7	-	100.0	
			F	99.2#	92.6	86.1#	94.8	94.0	103.7	-	100.0	
		5	M	89.7	93.3	80.2	92.8	105.8	105.5	-	100.0	
			F	88.7	97.4	80.0	92.9	101.9	105.3	-	100.0	
	T	M	93.6	100.8	94.7	97.7	98.7	103.0	-	100.0		
		F	85.7	96.4	93.9	92.6	103.9	108.4	-	100.0		
	656	1A	M	89.0	96.7	93.9	92.5	101.8	107.5	-	100.0	
			F	84.0	88.2	89.7	93.4	106.4	107.1	-	100.0	
		1B	M	89.7	99.2	92.3	95.1	105.9	107.0	-	100.0	
			F	87.9	96.2	80.8	94.4	105.8	108.0	-	100.0	
		2	M	96.2	89.2	93.0	86.5	101.1	106.2	-	100.0	
			F	84.6	93.0	87.6	90.4	106.6	109.8	-	100.0	
		3	M	88.1	90.4	87.0	86.9	103.6	110.5	-	100.0	
			F	93.3	117.3	110.8	126.9	115.5#	105.7	-	100.0	
		4	M	93.9	125.2#	-	-	-	-	-	100.0	
			F	92.9	118.1	112.6	128.8	113.3#	109.0	-	100.0	
5		M	97.3	97.6	97.9	99.3	90.3	105.2	-	100.0		
		F	98.3	100.1	93.7	99.9	96.1	104.4	-	100.0		
T	M	97.4	97.7	95.6	98.5	91.8	105.8	-	100.0			
	F	97.2	101.1	103.0	96.3	114.5	99.0	-	100.0			
3	M	100.5	108.5	104.4	94.8	99.3	99.0	-	100.0			
	F	98.4	103.6	100.8	94.8	109.5	99.3	-	100.0			
4	M	97.2	102.7	95.8	105.3	92.8	101.8	-	100.0			
	F	100.9	102.2	98.2	101.7	101.8	99.0	-	100.0			
5	M	99.9	102.7	95.9	102.1	97.0	100.2	-	100.0			
	F	97.8	103.0	97.6	103.0	102.9	100.4	-	100.0			
T	M	99.3	100.0	98.6	96.5	102.4	101.5	-	100.0			
	F	99.7	102.6	97.2	97.8	100.8	100.5	-	100.0			
3	M	96.2	99.2	97.3	98.6	101.2	103.3	-	100.0			
	F	95.9	99.8	96.1	99.9	102.8	103.4	-	100.0			
4	M	95.9	99.3	97.1	98.8	102.8	103.9	-	100.0			
	F	101.6	100.6	97.5	96.4	103.4	99.2	-	100.0			
5	M	99.5	99.7	98.1	95.8	102.0	101.9	-	100.0			
	F	102.1	100.5	95.1	93.2	102.1	100.8	-	100.0			

TAB.D6

INDEX OF MEAN GROSS  
MONTHLY PAY (CORRECTED)  
OF FULL-TIME FEMALE EMPLOYEES  
ACCORDING TO ACTIVITY,  
QUALIFICATION AND SIZE OF ENTERPRISE  
(PAY OF FULL-TIME MALE EES.=100)

INDICE DE LA REMUNERATION  
MENSUELLE BRUTE CORRIGEE  
MOYENNE DES SALAIRES FEMININS  
A TEMPS PLEIN SELON L'ACTIVITE,  
LA QUALIF. ET LA TAILLE DE L'ENTREP.  
(REM. DES SAL. MASC. A TEMPS PLEIN = 100)

TAILLE ENTREPRISE (NOMBRE DE SALARIE)							(*)	TOG. ENS.	S E X E	Q U A L I F I C A T I O N	N A C E	A C T I V I T E
10 - 49	50 - 99	100 - 199	200 - 499	500 - 999	>= 1000							
100.0 82.30	100.00	100.00	100.00	-	-	-	100.0 81.80	M F	1A	653	LIVRES, JOURN., PAPIER, ED. BUREAU	
100.0 75.9	100.00	100.00 50.4	100.0 74.9	-	100.0 86.4	-	100.0 74.9	M F	1B			
100.0 78.5	100.00 87.40	100.0 100.00	100.0 78.3	-	100.00 89.0	-	100.0 91.4	M F	2			
100.0 89.5	100.0 90.7	100.0 95.0	100.0 94.9	-	82.7	-	100.0 92.2	M F	3			
100.0 85.3	100.0 82.5	100.0 80.0	100.0 80.1	-	100.0 104.7	-	100.0 89.3	M F	4			
100.0 84.0	100.0 100.0	100.0 93.2	100.0 99.4	-	100.0 87.1	-	100.0 87.0	M F	5			
100.0 81.3	100.0 89.8	100.0 78.8	100.0 53.8	-	100.00 78.8	-	100.0 69.6	M F	T			
100.0 73.00	100.0	-	-	-	-	-	100.0 73.00	M F	1A	654/655	AUTRES COMMERCE DE DETAIL	
100.0 84.0	100.0 104.00	100.00	100.0	-	-	-	100.0 87.9	M F	1B			
100.0 86.0	100.0	100.00 88.0	100.0	-	-	-	100.0 84.3	M F	2			
100.0 84.0	100.00 86.4	100.0 131.1	100.0 81.4	-	-	-	100.0 85.3	M F	3			
100.0 82.3	100.0 85.5	100.0 89.2	100.0 92.0	-	-	-	100.0 84.7	M F	4			
100.0 88.0	100.0 88.0	90.1	100.0 100.7	-	-	-	100.0 89.6	M F	5			
100.0 78.1	100.0 80.0	100.00 84.5	100.0 85.6	-	-	-	100.0 69.0	M F	T			
100.00	-	-	100.00	100.00	100.00	-	100.0 80.70	M F	1A	656	PRODUITS DIVERS NON ALIMENT.	
100.00 73.00	100.00 82.1	100.00 76.7	100.0 86.0	100.00 80.2	100.0 81.7	-	100.0 80.8	M F	1B			
100.00 75.20	100.0 92.3	100.00 83.8	100.0 86.2	100.00 81.50	100.0 77.2	-	100.0 78.0	M F	2			
100.00 75.0	100.0 84.5	100.00 78.0	100.0 82.1	100.0 94.4	100.0 85.3	-	100.0 83.9	M F	3			
100.0 74.5	100.0 77.0	100.0 80.6	100.0 77.1	100.0 85.6	100.0 85.0	-	100.0 81.3	M F	4			
100.0 83.7	100.0 90.6	100.0 88.3	100.0 89.3	100.0 87.3	100.0 87.6	-	100.0 87.7	M F	5			
100.0 59.0	100.0 70.0	100.0 64.1	100.0 71.1	100.0 71.7	100.0 70.3	-	100.0 68.0	M F	T			
100.0 80.2	100.0 85.10	100.0	100.0	100.00	100.0	-	100.0 78.7	M F	1A	64/653- 656	COMMERCE DE DETAIL	
100.0 82.1	100.0 83.3	100.0 77.7	100.0 81.7	100.0 86.5	100.0 80.6	-	100.0 81.2	M F	1B			
100.0 82.5	100.0 85.7	100.0 80.0	100.0 78.6	100.0 80.2	100.0 78.0	-	100.0 79.0	M F	2			
100.0 83.7	100.0 80.2	100.0 82.6	100.0 77.0	100.0 88.4	100.0 78.3	-	100.0 80.0	M F	3			
100.0 80.0	100.0 77.3	100.0 80.5	100.0 74.6	100.0 79.3	100.0 80.5	-	100.0 79.6	M F	4			
100.0 86.7	100.0 87.4	100.0 87.7	100.0 88.0	100.0 88.3	100.0 87.0	-	100.0 88.0	M F	5			
100.0 84.7	100.0 85.4	100.0 86.5	100.0 85.7	100.0 85.1	100.0 87.0	-	100.0 86.1	M F	T			

TAB.D7

GROSS MONTHLY PAY(CORRECTED)  
OF FULL-TIME EMPLOYEES :  
MEAN(M) AND COEFFICIENT OF  
VARIATION(CV) ACCORDING TO  
ACTIVITY , SEX , QUALIFICATION  
AND AGE

ACTIVITY	NACE	Q U A L I F I C A T I O N	S E X	AGE (COMPLETED YEARS)						TOG. EMS.		
				< 21	21 - 29	30 - 44	45 - 54	>= 55	(%)			
AGRIC. PRIMARY PROD., LIVE- STOCK, TEXT.	611	1A	M	-	-	7887	9064	9318	-	8536		
			F	-	-	-	-	-	-	-		
		1B	M	-	4548	5541	7887	8965	9177	-	8488	
			F	-	4026#	5263#	-	5860	5620	-	5512	
		2	M	-	4451	5515	5740	5464	-	-	5416	
			F	-	3252	3773	3624	3245	-	-	3538	
		3	M	-	3230	3671	3621	3320	-	-	3203	
			F	-	2392	2504	2386	2467	2781	-	3508	
		4	M	1975#	2005	2388	2288	2436	-	-	2212	
			F	1608	2275	2482	2364	2457	2731	-	2386	
	5	M	1526	2092	2167	2037	2028	-	-	2079		
		F	1551	1731	1851	1845	1786	1935#	-	1744		
	T	M	1428	1947	2109	2000	1973	1925#	-	1981		
		F	1528	1781	1819	1786	1728	-	-	1762		
	FUELS, ORES, INDUSTRIAL CHEMICALS	612	1A	M	-	-	9614	11657	11831#	-	10889	
				F	-	-	-	-	-	-	-	
			1B	M	-	4474	5568	11657	11618#	-	-	10809
				F	-	4102#	4803	6493	6439	-	-	6038
			2	M	-	4434	5871	6387	6270	-	-	4686
				F	-	3425	4012	4036	3942	3171#	-	5938
3			M	-	3119	3749	3754	4047	-	-	3911	
			F	-	3384	3981	4001	3951	3252#	-	3637	
4			M	2185#	2638	2932	3066	2991	-	-	3877	
			F	2087#	2471	2764	2877	2999	-	-	2884	
5	M	1805	2581	2884	3024	2992	-	-	2682			
	F	1733	2234	2434	2314	2265	2355	-	2826			
T	M	1760	2062	2314	2290	2421	1871#	-	2315			
	F	1655	2150	2404	2309	2269	2276	-	2126			
TIMBER, BUILDING MATERIALS	613	1A	M	1526	2046	2116	1976	1939	1736	1998		
			F	1740	1953	1842	1842	1784	-	-	1746	
		1B	M	1603	1969	2091	1954	1808	1672	-	1942	
			F	1710	2598	3592	3883	3864	3190#	-	3423	
		2	M	1669	2176	2747	2763	2778	2411#	-	2422	
			F	1689	2445	3433	3705	3712	3009#	-	3187	
		3	M	-	5314#	8766	8597	8588	-	-	8471	
			F	-	-	-	-	-	-	-	7667#	
		4	M	-	5366#	8637	8623	8497	-	-	8411	
			F	-	4145	4938	5170	5295	-	-	4861	
5	M	-	-	4162#	4938#	5822#	-	-	4661			
	F	-	-	4881	5147	5368	-	-	4935			
T	M	-	3078	3458	3295	3329	3581#	-	3315			
	F	-	2396	3282	3330#	-	-	-	3087			
3	M	-	3017	3439	3299	3321	3581#	-	3293			
	F	-	2453	2552	2434	2369	2457#	-	2485			
4	M	1736	2171	2483	2540	2526	-	-	2328			
	F	1818	2380	2539	2448	2393	2331	-	2453			
5	M	1787	2062	2199	2135	2003	2208	-	2112			
	F	1560	1764	1978	2075	2215	1901	-	1818			
T	M	1635	1946	2157	2127	2027	2133	-	2029			
	F	1521	1760	1858	1753	1680	1841	-	1749			
MACHINERY, EQUIPMENTS, VEHICLES	614	1A	M	1393	1579	1635	1609	1671	-	1552		
			F	1483	1723	1832	1739	1679	1835	-	1718	
		1B	M	1611	2324	2982	3024	3005	2786#	-	2772	
			F	1520	1856	2383	2717	3221#	1965	-	2118	
		2	M	1567	2190	2893	2988	3028	2639	-	2643	
			F	-	5550#	8326	9208	8815	-	-	8626	
		3	M	-	-	5537#	7100#	-	-	-	7590#	
			F	-	5550#	8196	9034	8802	8774#	-	8534	
		4	M	-	4729	5672	5817	5701	4992#	-	5546	
			F	-	3865	4560	4933	4140	-	-	4489	
5	M	-	4668	5600	5744	5486	4905#	-	5466			
	F	2448#	3353	4133	4184	3911	3841	-	3882			
T	M	-	3206	3436	3349	3623	-	-	3386			
	F	2448#	3343	4077	4091	3870	3882	-	3839			
3	M	1982	2576	2774	2727	2603	2813#	-	2665			
	F	1732	2392	2730	2581	2605	-	-	2525			
4	M	1852	2525	2762	2693	2603	2658#	-	2626			
	F	1691	2082	2319	2198	2041	1894	-	2129			
5	M	1550	1846	2023	2086	2060	1855#	-	1875			
	F	1621	2001	2237	2170	2045	1885	-	2048			
T	M	1503	1804	2000	1895	1821	1546	-	1778			
	F	1458	1656	1695	1732	1755	1448	-	1628			
T	M	1488	1754	1900	1846	1802	1521	-	1729			
	F	1617	2626	3818	3937	3560	2865	-	3297			
T	M	1529	2034	2533	2654	2943	2395#	-	2250			
	F	1580	2467	3579	3699	3425	2607	-	3052			

TAB.D7

RENUNERATION MENSUELLE BRUTE  
CORRIGEE DES SALAIRES A TEMPS PLEIN:  
MOYENNE(M) ET COEFFICIENT DE VARIATION  
(CV) SELON L ACTIVITE , LE SEXE , LA  
QUALIFICATION ET L AGE

CV

AGE (ANNEES REVOLUES)							SEXE	QUALIFICATION	NACE	ACTIVITE		
< 21	21 - 29	30 - 44	45 - 54	>= 55	(*)	TOC. ENS.						
-	-	46.0	45.3	44.8	-	46.6	M	1A	611	MAT. PREM. AGR., ANIMANX. TEXTILES		
-	-	46.0	45.4	44.5	-	46.4	F	1B				
-	35.3	34.0	41.0	37.9	-	38.5	M	2				
-	27.40	42.00	42.3	37.9	-	42.8	F	2				
-	34.6	35.0	41.5	30.0	-	39.3	M	3				
-	42.0	36.0	44.00	38.00	-	43.1	F	3				
-	42.5	37.0	41.0	32.2	-	39.7	M	4				
-	23.0	24.1	27.1	29.7	14.1	25.2	F	4				
-	21.5	27.2	24.4	23.0	-	25.0	M	5				
20.30	24.7	24.0	26.6	27.0	16.0	25.7	F	5				
16.5	24.6	22.5	22.6	24.7	-	23.0	M	1A	612		COMBUSTIBLES, MINERAIS, PR. CHIMIQUES	
20.2	18.0	24.0	22.3	17.0	28.40	22.3	F	1B				
19.2	25.0	23.6	22.0	24.1	27.20	24.0	M	2				
18.6	21.4	20.3	25.0	21.1	-	22.4	F	2				
16.4	16.2	17.5	17.6	16.5	-	17.2	M	3				
18.0	21.5	20.9	25.0	20.6	12.7	22.5	F	3				
31.1	46.2	66.7	82.5	85.7	63.00	74.1	M	4				
21.1	30.1	48.4	62.0	57.0	32.40	50.7	F	4				
20.0	45.4	66.7	82.1	84.4	64.00	73.0	M	5				
-	-	40.2	39.1	42.00	-	41.7	F	1A	613			BOIS, MATERIAUX DE CONSTR.
-	-	40.3	39.1	43.00	-	42.1	M	1B				
-	26.3	35.0	33.4	35.0	-	35.0	F	2				
-	21.30	35.1	36.00	-	-	35.6	M	2				
-	20.0	36.0	34.2	37.2	-	36.4	F	3				
-	36.3	31.0	30.0	37.7	26.00	33.3	M	3				
-	20.0	21.2	23.2	22.0	-	24.6	F	4				
-	35.6	31.0	30.2	36.5	24.00	32.6	M	4				
-	18.0	21.4	22.0	24.4	-	22.4	F	5				
20.10	21.1	17.5	20.0	18.3	-	20.0	M	5				
20.40	19.0	20.0	22.0	23.4	-	22.2	F	1A	614	MACHINES, VEHICULES		
19.0	20.3	22.4	20.5	20.1	23.4	21.0	M	1B				
16.7	21.0	20.0	20.6	21.5	18.60	22.0	F	2				
18.0	21.4	22.1	20.5	20.5	23.0	22.5	M	2				
18.5	21.0	22.4	21.0	22.2	17.5	22.7	F	3				
15.1	16.3	23.2	25.5	22.0	-	22.5	M	3				
17.0	21.0	22.7	22.0	22.0	18.2	23.3	F	4				
18.4	30.0	58.0	71.1	60.4	72.00	66.6	M	4				
18.0	27.6	34.7	38.1	44.4	37.00	37.5	F	5				
19.7	36.5	58.0	70.2	78.3	70.10	65.4	M	5				
-	44.70	57.0	44.0	42.0	-	50.0	F	1A	611		MAT. PREM. AGR., ANIMANX. TEXTILES	
-	-	50.0	45.0	44.7	-	55.00	M	1B				
-	43.00	50.0	46.3	40.0	-	51.1	F	2				
-	39.2	36.3	40.0	42.7	-	40.0	M	2				
-	-	37.30	39.00	42.30	-	42.1	F	3				
-	39.0	36.7	40.0	42.0	-	41.0	M	3				
-	36.7	32.1	31.0	33.6	27.40	33.0	F	4				
-	28.7	32.2	32.50	-	-	33.7	M	4				
-	36.0	32.1	31.0	33.3	27.40	33.7	F	5				
-	22.4	21.5	21.0	21.0	20.00	22.0	M	1A	612			COMBUSTIBLES, MINERAIS, PR. CHIMIQUES
-	21.7	22.4	24.2	18.0	-	24.0	F	1B				
-	22.0	21.7	22.2	21.5	19.0	22.5	M	2				
-	23.5	20.0	21.0	18.0	19.0	21.2	F	2				
-	14.3	17.0	21.5	25.0	21.7	21.6	M	3				
-	19.0	20.0	22.4	20.1	19.1	22.3	F	3				
-	16.1	19.7	24.4	18.0	19.1	21.6	M	4				
-	15.4	19.0	22.4	25.0	24.5	22.6	F	4				
-	18.4	19.0	24.5	18.3	23.7	20.3	M	5				
-	21.1	40.0	66.3	74.6	74.70	70.1	F	5				
-	16.0	26.4	44.0	71.0	15.0	56.5	M	1A	613	BOIS, MATERIAUX DE CONSTR.		
-	18.4	38.0	67.0	74.4	72.0	69.0	F	1B				
-	-	40.1	44.1	48.4	-	44.0	M	2				
-	-	35.40	47.70	-	-	48.40	F	2				
-	43.30	49.0	44.0	53.0	34.00	46.7	M	3				
-	38.0	48.4	44.0	52.0	23.00	47.3	F	3				
-	21.0	33.3	30.0	28.5	-	31.3	M	4				
-	36.5	49.1	44.4	52.3	23.40	47.0	F	4				
-	30.0	46.1	40.3	52.5	33.0	48.0	M	4				
-	27.0	28.1	31.0	30.1	-	28.5	F	5				
31.00	30.2	45.0	59.3	50.4	32.0	48.7	M	1A	614		MACHINES, VEHICULES	
31.00	24.0	25.0	26.0	24.0	34.00	25.0	F	1B				
24.5	24.0	25.0	19.0	24.0	-	25.0	M	2				
25.0	23.1	111.2	24.0	20.5	-	24.0	F	3				
25.7	24.7	62.0	24.0	33.4	35.40	34.0	M	3				
18.0	24.0	39.0	24.0	26.3	25.4	31.4	F	4				
20.6	21.7	22.5	22.5	20.0	31.70	23.0	M	4				
20.3	24.7	37.2	24.2	25.3	27.0	30.2	F	5				
18.5	23.2	35.0	24.0	27.2	-	30.5	M	5				
18.2	19.4	17.5	20.0	20.3	17.4	18.0	F	1A	611			MAT. PREM. AGR., ANIMANX. TEXTILES
18.5	22.5	32.4	24.0	25.0	26.4	28.0	M	1B				
21.7	46.3	63.4	74.0	84.0	70.2	68.7	F	2				
20.2	38.0	76.3	56.1	82.3	75.00	65.4	M	2				
21.3	43.4	66.0	75.2	85.0	71.4	71.4	F	3				

TAB.D7

GROSS MONTHLY PAY(CORRECTED)  
OF FULL-TIME EMPLOYEES :  
MEAN(M) AND COEFFICIENT OF  
VARIATION(CV) ACCORDING TO  
ACTIVITY , SEX , QUALIFICATION  
AND AGE

ACTIVITY	NACE	Q U A L I F I C A T I O N	S E X	AGE (COMPLETED YEARS)					TOG. ENS.		
				< 21	21 - 29	30 - 44	45 - 54	>= 55		(%)	
FURNITURE, HSEHD. GOODS, HARDWARE	615	1A	M	-	5531#	8110	9448	8958#	-	8755	
			F	-	-	-	7175#	-	-	7397#	
		1B	M	-	5531#	8010	9207	8912#	-	8645	
			F	-	4628	5308	5396	5458	-	5274	
		2	M	-	4587#	4029	4619	3905	-	4190	
			F	-	4625	5165	5323	5212	-	5157	
		3	M	-	3132	3954	3886	3700	3844#	3687	
			F	-	2793#	3342	3063	3185#	-	3180	
		4	M	2037#	3113	3894	3808	3813	3844#	3649	
			F	1736	2475	2661	2564	2493	2483#	2559	
		5	M	1850	2286	2433	2350	2350	-	2330	
			F	1677	2410	2594	2501	2452	2524#	2487	
	6	M	1539	2003	2160	2103	1944	2224#	2043		
		F	1580	1773	1958	1974	2038	-	1808		
	7	M	1429	1898	2089	2063	1860	2072#	1947		
		F	1411	1715	1811	1746	1735	-	1685		
	8	M	1411	1532	1617	1649	1638	-	1529		
		F	1419	1641	1738	1714	1712	1510	1623		
	9	M	1562	2436	3492	3680	3295	3082#	3113		
		F	1505	1884	2340	2435	2648	2146#	2066		
	TEXTILES, CLOTH- ING, FOOTWR., LEATHERWARE	616	1A	M	1527	2239	3221	3405	3170	2851#	2804
				F	-	-	8509	9401	8977#	-	8772
			1B	M	-	-	8302	9152	8657#	-	8548
				F	-	4797	5330	6112	5176	-	5466
2			M	-	3045	4345	4241	3881	-	4100	
			F	-	4443	5108	5737	4815	-	5161	
3			M	-	3680	4461	4384	3582	-	4134	
			F	-	2574	3030	3244	2689#	-	2864	
4			M	-	3392	4043	4088	3431	-	3828	
			F	-	2661	2619	2615	2568	-	2617	
5			M	1604	2209	2383	2305	2248	-	2265	
			F	1589	2384	2469	2441	2424	-	2406	
6		M	1677	2075	2232	2112	1964	-	2086		
		F	1469	1775	1921	1880	2098	-	1805		
7		M	1502	1875	2035	1987	2028	1703	1806		
		F	1519	1730	1905	1816	1878	1746#	1727		
8		M	1346	1461	1523	1533	1540	-	1464		
		F	1390	1556	1620	1625	1605	1604#	1548		
9		M	1581	2697	4080	4248	3855	-	3648		
		F	1414	1833	2263	2250	2328	1683#	2014		
FOOD, DRINK, TOBACCO		617	1A	M	1449	2189	3176	3375	3289	-	2797
				F	-	-	8577	7785	8228#	-	8066
			1B	M	-	-	8533	7672	8202#	-	8009
				F	-	4219	5163	5332	5242#	5970#	5110
	2		M	-	-	-	3724#	4153#	-	4193#	
			F	-	4200	5104	5169	5093	5970#	5021	
	3		M	-	3321	3542	3519	3180	-	3451	
			F	-	2470#	2763	3048#	2731#	-	2811	
	4		M	-	3258	3452	3456	3131	-	3381	
			F	-	2540	2602	2492	2447	-	2545	
	5		M	1529	2183	2345	2380	2361#	2260	2254	
			F	1779#	2425	2560	2468	2433	2358	2477	
	6	M	1720	2109	2281	2172	2062	2313	2159		
		F	1498	1747	1863	1813	1857	1771#	1743		
	7	M	1593	1987	2202	2096	2017	2157	2042		
		F	1532	1746	1895	1796	1888	1786	1743		
	8	M	1405	1501	1518	1496	1504	1442	1479		
		F	1467	1630	1740	1664	1610	1658	1622		
	9	M	1608	2302	2969	3096	2853	3066#	2733		
		F	1445	1737	1972	1970	1891	-	1798		
	TOBACCO PRODUCTS	617.6	1A	M	1521	2109	2764	2832	2718	2768#	2465
				F	-	-	-	-	-	-	-
			1B	M	-	-	-	-	-	-	-
				F	-	-	-	-	-	-	-
2			M	-	-	-	-	-	-	-	
			F	-	-	-	-	-	-	-	
3			M	-	-	-	-	-	-	-	
			F	-	-	-	-	-	-	-	
4			M	-	-	-	-	-	-	-	
			F	-	-	-	-	-	-	-	
5			M	-	-	-	-	-	-	-	
			F	-	-	-	-	-	-	-	
6		M	-	-	-	-	-	-	-		
		F	-	-	-	-	-	-	-		
7		M	-	-	-	-	-	-	-		
		F	-	-	-	-	-	-	-		



TAB.D7

REMUNERATION MENSUELLE BRUTE  
CORRIGEE DES SALAIRES A TEMPS PLEIN:  
MOYENNE(M) ET COEFFICIENT DE VARIATION  
(CV) SELON L ACTIVITE , LE SEXE , LA  
QUALIFICATION ET L AGE

CV

AGE (ANNEES REVOLUES)						SEXE	QUALIFICATION	NACE	ACTIVITE
< 21	21 - 29	30 - 44	45 - 54	>= 55	(*)				
-	33.50	43.7	41.3	50.40	-	45.5	M	1A	MEUBLES. ART. MENAGERS QUINCAILLERIE
-	-	-	29.70	-	-	48.20	F	1A	
-	33.50	44.1	41.5	51.40	-	45.0	M	1B	
-	30.5	37.3	35.0	46.5	-	38.1	F	1B	
-	22.40	23.4	31.2	20.0	-	26.3	M	2	
-	35.7	37.5	35.0	46.4	-	38.0	F	2	
-	33.0	42.5	57.0	50.7	37.30	46.3	M	3	
-	41.00	36.3	20.0	35.50	-	36.4	F	3	
26.30	34.3	42.4	50.0	49.4	37.30	45.9	M	4	
13.0	25.0	30.3	24.2	20.5	25.00	27.9	F	4	
22.1	21.9	22.1	23.0	21.0	-	22.0	M	5	
18.0	24.0	26.7	24.2	27.0	23.40	27.0	F	5	
18.0	22.0	22.7	25.4	22.1	32.30	23.4	M	5	
18.0	20.0	24.0	22.4	24.2	-	23.3	F	5	
18.7	22.4	23.0	24.0	22.6	27.00	24.2	M	5	
18.1	19.9	19.7	20.7	20.5	-	21.1	F	5	
12.2	16.4	18.7	17.4	18.6	-	17.2	M	5	
14.2	19.0	20.1	20.0	20.2	12.2	20.4	F	5	
20.0	42.1	58.0	74.0	85.6	60.70	67.6	M	T	
17.0	29.5	39.0	54.6	74.0	36.20	46.8	F	T	
18.0	41.3	59.3	74.5	84.0	60.30	67.9	M	T	
-	-	38.4	45.0	57.10	-	48.7	F	1A	TEXTILE. HABILLEMENT. CHAUSSURES
-	-	-	-	-	-	45.70	M	1A	
-	-	39.2	48.2	57.10	-	49.2	F	1B	
-	30.0	32.5	40.3	45.2	-	41.5	M	1B	
-	14.0	31.0	35.3	28.2	-	32.7	F	2	
-	33.8	33.3	50.1	44.7	-	42.1	M	2	
-	45.7	60.1	50.0	46.9	-	57.7	F	2	
-	26.0	42.3	38.2	35.40	-	39.7	M	3	
-	48.2	60.5	58.4	47.1	-	57.4	F	3	
-	38.0	27.0	27.0	23.0	-	30.0	M	4	
23.0	24.0	23.5	25.2	28.0	-	25.0	F	4	
23.5	32.5	25.0	27.3	26.5	-	28.1	M	4	
23.0	27.0	28.4	20.3	23.7	-	28.0	F	4	
18.0	27.0	25.0	30.6	27.6	-	28.3	M	5	
21.3	26.5	27.2	30.6	26.0	22.0	29.1	F	5	
26.4	22.0	45.9	24.4	25.4	27.10	30.7	M	5	
15.2	15.0	20.4	17.0	18.0	-	18.3	F	5	
20.1	21.0	33.5	22.3	22.0	27.00	25.4	M	T	
26.1	53.9	85.3	77.0	87.8	-	76.8	F	T	
18.0	30.0	40.8	54.3	59.7	40.00	49.6	M	T	
21.5	50.0	70.5	82.0	88.5	-	78.5	F	T	
-	-	49.9	44.7	49.40	-	48.8	M	1A	PRODUITS ALIM., BOISSONS, TABAC
-	-	-	-	-	-	-	F	1A	
-	30.3	48.9	44.0	48.70	-	48.0	M	1B	
-	-	38.2	48.0	48.30	28.40	43.7	F	1B	
-	29.0	41.7	30.40	33.40	-	50.60	M	2	
-	32.8	40.0	48.0	47.0	28.40	44.6	F	2	
-	35.70	28.3	48.0	33.9	-	41.7	M	3	
-	33.7	40.0	37.10	28.50	-	33.3	F	3	
-	29.0	48.0	47.0	33.3	-	41.6	M	4	
13.4	24.0	24.1	26.0	28.0	-	28.6	F	4	
30.20	28.7	21.0	25.0	27.30	8.6	24.7	M	4	
23.0	23.5	24.1	20.0	29.3	10.7	26.7	F	4	
14.0	19.0	25.0	25.0	24.7	10.0	25.1	M	5	
20.0	24.1	25.1	23.0	23.0	23.00	22.3	F	5	
18.2	22.0	26.2	25.0	24.0	21.7	26.3	M	5	
15.1	22.0	25.7	18.0	22.0	20.7	23.0	F	5	
17.0	18.0	19.0	18.2	17.6	17.4	17.7	M	T	
22.7	22.1	26.2	21.7	22.0	22.0	23.3	F	T	
15.3	38.0	65.0	73.0	80.7	61.20	67.6	M	T	
20.2	25.4	48.7	48.0	85.0	-	44.3	F	T	
-	30.0	66.7	73.0	81.3	65.50	67.0	M	1A	PRODUITS DE TABAC
-	-	-	-	-	-	-	F	1A	
-	-	-	-	-	-	-	M	1B	
-	-	-	-	-	-	-	F	1B	
-	-	-	-	-	-	-	M	2	
-	-	-	-	-	-	-	F	2	
-	-	-	-	-	-	-	M	3	
-	-	-	-	-	-	-	F	3	
-	-	-	-	-	-	-	M	4	
-	-	-	-	-	-	-	F	4	
-	-	-	-	-	-	-	M	5	
-	-	-	-	-	-	-	F	5	
-	-	-	-	-	-	-	M	T	
-	-	-	-	-	-	-	F	T	

TAB.D7

GROSS MONTHLY PAY(CORRECTED)  
OF FULL-TIME EMPLOYEES :  
MEAN(M) AND COEFFICIENT OF  
VARIATION(CV) ACCORDING TO  
ACTIVITY , SEX , QUALIFICATION  
AND AGE

ACTIVITY	WAGE	Q U A L I F I C A T I O N	S E X	AGE (COMPLETED YEARS)					TOG. EMS.					
				< 21	21 - 29	30 - 44	45 - 54	>= 55		(%)				
PHARMACEUTICAL. MEDICAL GDS.. CLEANING MAT.	618	1A	M	-	5460#	9370	8227	8548	.	8548				
			F	-	-	-	-	-	-	7329#				
			T	-	5375#	9051	8279	8499	.	8444				
			1B	M	-	4327	-	5546	5877#	-	-			
				F	-	4012#	4649	4648	4492#	-	4508			
			2	M	-	4243	-	5377	5590	-	-			
				F	-	3364	4050	4019	3542	-	3839			
			3	M	-	2783	3140	2897	3227	-	3016			
				F	-	3241	3850	3792	3468	-	3660			
			4	M	-	2816	2848	2636	3231#	-	2839			
				F	1821	2341	2553	2467	2543	-	2431			
			5	M	1853	2590	2722	2557	3031#	2381#	2656			
				F	1773	2072	2316	2275	2161	1836#	2176			
			T	M	1634	1853	2055	2032	1961	1710	1900			
				F	1662	1930	2172	2149	2090	1764	2011			
			PHARMACEUTICALS	618.1	1A	M	1450	1704	1896	1813	1643	.	1705	
						F	1428	1590	1572	1645	1691	.	1556	
						T	1434	1634	1680	1705	1666	1666#	1609	
						1B	M	1630	2465	-	3602	3457	2403#	-
							F	1559	1911	2258	2268	2324	1780#	2027
OTHER WHOLESALE DISTRIBUTION	619	1A				M	1575	2147	-	3040	3086	2129	2750#	
						F	-	-	10588#	8468#	-	-	9176#	
						T	-	-	10175#	8542#	-	-	9055#	
						1B	M	-	-	5181	5768	5302#	-	5303
							F	-	-	-	-	-	-	4688#
						2	M	-	4309#	5121	5685	5030#	-	5154
							F	-	3951	4253	4189	3928#	-	4140
						3	M	-	2646	2846#	3095	3448	-	2878
							F	-	3499	3794	3808	3714	-	3722
						4	M	-	2652	2855	2601#	3079#	-	2808
							F	-	2224	2666	2527#	-	-	2435
						5	M	1797	2465	2809	2557	2867#	-	2625
							F	1686	2131	2475	2403	2281	-	2280
						T	M	1708	1886	2104	2090	2034	-	1845
							F	1386	1958	2246	2220	2190	-	2062
			PAPER, BOOKS, STATIONERY, NEWSPAPERS	619.1/2	1A	M	1432	1779	1991	1924#	1702	.	1784	
						F	1428	1620	1613	1693	1787	.	1580	
						T	1428	1660	1670	1735	1762	.	1617	
						1B	M	1721	2404	3345	3433	3064	.	2956
							F	1590	1893	2163	2244	2282	.	1980
PAPER, BOOKS, STATIONERY, NEWSPAPERS	619.1/2	1A				M	1611	2059	2666	2775	2752	1769#	2345	
						F	-	-	9527	7210#	6756#	-	10434#	
						T	-	-	6082#	9274	8825	-	6719	
						1B	M	-	4471	6070	6265	6356	-	5933
							F	-	4461#	4170	4825	5102#	-	10061#
						2	M	-	4470	5775	5990	5997	-	5691
							F	-	4023	4785	5020	4605	-	4631
						3	M	-	3332	3580	3956	4254#	-	3722
							F	-	3910	4543	4790	4523	5035#	4448
						4	M	-	2671	2524	2739	2503	.	2710
							F	1878	2318	2524	2674	2473	.	2568
						5	M	1848	2492	2637	2180	2488	.	2206
							F	1695	2216	2346	2081	2102	2087	2206
						T	M	1580	1859	2041	2081	2066	1885	1913
							F	1606	2009	2177	2126	2084	1978	2036
			PAPER, BOOKS, STATIONERY, NEWSPAPERS	619.1/2	1A	M	1579	1725	1858	1838	1711	1713	1744	
						F	1424	1615	1668	1713	1706	.	1621	
						T	1485	1664	1748	1754	1709	.	1671	
						1B	M	1644	2852	4453	5127#	4419	3593#	4027
							F	1530	1994	2433	2562	2680	2262#	2230
PAPER, BOOKS, STATIONERY, NEWSPAPERS	619.1/2	1A				M	1565	2443	3685	4107#	3719	3060#	3241	
						F	-	-	9592	10227#	10610#	-	9922	
						T	-	-	9487	10002#	9702#	-	6396#	
						1B	M	-	4402#	5723	5955	7392#	-	5898
							F	-	-	4566#	-	-	-	4370#
						2	M	-	4241#	5590	5798	7392#	-	5743
							F	-	4384	4910	4580	4366#	-	4708
						3	M	-	3031	3346	4182#	-	-	3622
							F	-	4134	4684	4483	4301#	-	4508
						4	M	-	2769	2931	2840	2704	-	2900
							F	-	2301	2672	2545	2524#	-	2522
						5	M	-	2541	2799	2714	2612	-	2716
							F	1607	2248	2418	2304	2216	-	2290
						T	M	1616	1934	2117	2187	2104	.	1991
							F	1723	2084	2272	2249	2174	2145	2134
			PAPER, BOOKS, STATIONERY, NEWSPAPERS	619.1/2	1A	M	1435	1853	2032	1988	1906	.	1895	
						F	1435	1611	1644	1769	1812	.	1650	
						T	1577	1741	1872	1857	1856	.	1774	
						1B	M	1774	2892	4407	4550	5034#	.	4082
							F	1551	2029	2509	2682	2495	2378#	2295
PAPER, BOOKS, STATIONERY, NEWSPAPERS	619.1/2	1A				M	1631	2514	3870	3894	4215	3510#	3405	

TAB.D7

REMUNERATION MENSUELLE BRUTE  
CORRIGEE DES SALAIRES A TEMPS PLEIN:  
MOYENNE(M) ET COEFFICIENT DE VARIATION  
(CV) SELON L'ACTIVITE, LE SEXE, LA  
QUALIFICATION ET L'AGE

CV

AGE (ANNEES REVOLUES)						TOG. ENS.	SEXE	QUALIFICATION	RACE	ACTIVITE
< 21	21 - 29	30 - 44	45 - 54	>= 55	(*)					
-	34.10	42.7	43.1	46.3	-	45.1	M	1A	610	PR. PHARM., MEDICAM. D'ENTRETIEN
-	34.20	44.1	43.0	46.2	-	45.90	F	T		
-	29.3	40.0	40.0	49.20	-	45.4	M	1B		
-	27.10	27.1	34.6	28.20	-	30.8	F	T		
-	29.0	-	38.9	48.4	-	-	M	2		
-	37.7	122.4	43.3	49.0	-	81.5	F	T		
-	29.0	35.6	24.9	20.6	-	31.7	M	2		
-	37.4	115.0	43.5	44.8	-	86.3	F	T		
-	39.4	30.0	32.0	88.20	-	44.6	M	3		
10.0	27.5	24.3	25.4	23.0	-	26.3	F	T		
10.7	36.0	28.5	28.5	78.00	25.30	39.7	M	4		
21.0	22.3	22.7	22.7	23.8	23.40	23.7	F	T		
17.0	21.4	22.9	21.3	19.5	22.3	22.6	M	4		
10.2	22.5	23.4	22.8	23.1	23.1	24.2	F	T		
15.3	22.4	22.0	20.3	21.1	-	23.0	M	5		
15.2	21.0	19.0	22.4	17.5	-	20.6	F	T		
15.2	22.3	22.8	22.1	18.4	35.30	22.1	M	T		
22.5	44.0	-	65.7	83.0	48.40	-	F			
18.5	29.0	40.0	51.0	53.7	35.40	41.6	M	T		
19.0	41.2	-	67.7	81.6	48.0	893.20	F			
-	-	41.30	35.20	-	-	41.20	M	1A	610.1	PRODUITS PHARM.
-	-	44.20	33.00	-	-	41.00	F	T		
-	-	32.3	26.5	30.00	-	30.9	M	1B		
-	-	-	-	-	-	32.50	F	T		
-	30.40	31.4	28.7	31.60	-	31.7	M	2		
-	36.0	28.5	30.7	25.60	-	30.7	F	T		
-	21.0	42.10	19.1	18.4	-	32.0	M	2		
-	30.5	36.2	31.8	24.0	-	34.7	F	T		
-	19.4	23.4	22.60	33.10	-	27.0	M	3		
-	21.0	23.4	26.40	-	-	25.2	F	T		
-	21.0	26.7	24.0	31.00	-	27.3	M	3		
23.3	21.0	26.7	21.2	23.2	-	23.4	F	T		
17.3	22.2	20.0	19.9	16.1	-	22.6	M	4		
10.0	22.0	22.7	19.0	16.1	-	22.6	F	T		
10.6	27.0	23.3	21.7	21.0	-	24.2	M	5		
14.3	21.4	20.4	22.30	18.0	-	26.4	F	T		
14.4	23.5	22.0	23.7	16.7	-	20.9	M	5		
24.4	40.9	60.7	59.5	64.7	-	60.6	F	T		
18.3	27.4	34.3	45.1	35.8	-	35.4	M	T		
19.0	36.1	50.3	60.1	60.5	32.20	56.1	F	T		
-	-	45.3	49.0	49.0	-	219.00	M	1A	610	AUTRES COMMERCES DE GROS
-	-	31.00	37.20	44.00	-	39.9	F	T		
-	-	46.2	40.0	50.0	-	216.70	M	T		
-	37.5	42.2	48.0	47.1	-	46.3	F	T		
-	31.00	36.3	36.0	47.70	-	39.7	M	1B		
-	36.0	43.7	40.7	40.3	-	46.7	F	T		
-	48.0	49.7	59.1	44.8	-	52.0	M	2		
-	31.0	47.1	53.3	39.00	-	47.1	F	T		
-	45.0	50.8	59.2	44.0	45.10	52.2	M	2		
-	26.3	32.0	24.0	25.0	-	31.4	F	T		
20.2	22.0	22.0	25.0	32.2	-	25.0	M	3		
19.0	25.0	20.0	24.0	29.2	-	29.3	F	T		
23.5	20.1	26.5	25.0	26.0	18.0	28.1	M	4		
20.4	24.6	22.4	26.0	30.0	25.1	25.9	F	T		
21.4	20.4	25.6	25.0	28.0	22.4	28.0	M	4		
21.0	23.6	25.3	26.1	27.0	18.1	25.2	F	T		
14.3	20.7	20.7	19.3	16.8	-	22.0	M	5		
18.4	26.6	23.7	22.3	23.0	15.6	24.2	F	T		
27.4	53.7	69.1	200.40	82.5	76.00	176.4	M	T		
20.2	36.0	48.5	61.4	68.3	61.00	54.2	F	T		
23.1	52.7	73.6	274.50	85.1	70.00	180.5	M	T		
-	-	42.0	44.60	40.50	-	43.5	F	1A	610.1/2	PAPIER, LIVRES, JOURNEAUX
-	-	43.3	44.00	46.40	-	37.00	M	T		
-	40.40	27.6	41.0	45.70	-	44.0	F	T		
-	-	33.60	-	-	-	30.1	M	1B		
-	40.00	28.9	42.6	45.70	-	37.30	F	T		
-	40.9	44.7	37.0	48.00	-	40.0	M	2		
-	10.0	24.1	34.70	-	-	43.2	F	T		
-	41.6	45.4	38.0	45.00	-	31.5	M	2		
-	25.2	42.0	24.0	22.4	-	39.4	F	T		
-	19.4	20.6	23.0	27.20	-	22.6	M	3		
-	24.9	34.5	25.0	25.0	-	34.2	F	T		
-	33.7	22.6	21.0	32.5	-	28.7	M	4		
15.0	10.0	21.0	25.3	15.3	-	22.4	F	T		
10.0	29.0	23.3	23.6	27.0	10.5	27.0	M	5		
20.4	18.5	17.0	16.3	25.4	-	19.5	F	T		
11.0	16.0	17.4	20.7	18.4	-	19.2	M	T		
10.7	18.0	20.5	18.0	22.3	-	20.7	F	T		
37.0	52.3	64.4	72.0	81.50	-	72.4	M	T		
17.0	26.0	40.0	55.3	47.6	43.50	45.0	F	T		
20.1	50.3	60.0	75.0	86.4	67.10	75.4	M	T		

TAB.D7

GROSS MONTHLY PAY(CORRECTED)  
OF FULL-TIME EMPLOYEES :  
MEAN(M) AND COEFFICIENT OF  
VARIATION(CV) ACCORDING TO  
ACTIVITY , SEX , QUALIFICATION  
AND AGE

ACTIVITY	NACE	QUALIFICATION	SEX	AGE (COMPLETED YEARS)						TOG. ENS.				
				< 21	21 - 29	30 - 44	45 - 54	>= 55	(°)					
WHOLESALE TRADE	61	1A	M	-	5474	8626	9208	9036	7806#	8811				
			F	-	-	5939	7054	8004#	-	7235				
			T	-	5474	8521	9062	8921	7984#	8705				
			1B	M	-	4519	5737#	5747	5685	5854	5574			
				F	-	3974	4426	4500	4317	-	4396			
			T	-	4470	5614#	5628	5487	5762	5456				
			2	M	2412#	3321	3959	3925	3646	3552	3761			
				F	-	2804	3286	3334	3368	3852#	3236			
			T	2362#	3283	3880	3848	3608	3579	3700				
			3	M	2010	2550	2701	2659	2601	2686	2631			
				F	1740	2303	2558	2506	2510	2307	2417			
			T	1839	2468	2663	2620	2578	2524	2568				
			4	M	1715	2093	2282	2181	2063	2159	2148			
				F	1554	1827	2002	1995	2013	1834	1853			
			T	1614	1981	2203	2132	2052	2058	2043				
			5	M	1521	1796	1927	1828	1750	1713	1779			
				F	1418	1556	1593	1590	1598	1461	1536			
			T	1470	1700	1814	1744	1702	1637	1685				
			FOOD, DRINK, TOBACCO	641/642	1A	M	1502	2477	3447	3574	3357	2868	3107	
						F	1502	1912	2329	2363	2467	2089	2068	
						T	1552	2280	3198	3308	3162	2736	2811	
						1B	M	-	4147#	7614#	7421#	7216#	-	7102
							F	-	-	-	-	-	-	5908#
						T	-	4147#	7364#	7364#	7167#	-	7003	
2	M	-				4343	4900	5204	4772	-	4889			
	F	-				-	3944	4121	-	-	4004			
T	-	4331				4752	5023	4592	-	4757				
3	M	-				2933	3500	3256	3167	2946#	3263			
	F	-				2181	2482	2469	2370#	-	2400			
T	-	2797				3238	3047	2915	2456#	3051				
4	M	2093				2410	2682	2564	2592	-	2551			
	F	1628				1881	1955	2019	1983	-	1945			
T	1788	2192				2343	2251	2260	1902#	1957				
5	M	1680				2172	2316	2181	2036	2376	2150			
	F	1522				1656	1711	1721	1769	1823	1667			
T	1575	1882				1980	1912	1923	2088	1878				
6	M	1508				1765	1925	1797	1663	1817	1715			
	F	1385				1492	1543	1552	1542	1451	1484			
T	1422	1570				1641	1632	1602	1613	1555				
DISPENSING CHEMISTS	643	1A				M	1595	2371	3080	2894	2568	2476	2648	
						F	1444	1642	1845	1851	1870	1683	1714	
						T	1492	1984	2484	2366	2264	2068	2158	
			1B	M	-	4342#	7834#	-	-	-	7410#			
				F	-	4402#	4688#	4338#	3796#	-	5854#			
			T	-	3638	4582#	-	-	-	6540#				
			2	M	-	3906	4647	4301	4040	-	4370			
				F	-	3086#	3526	4062	3498#	-	4082			
			T	-	2715#	3152#	-	-	-	4250				
			3	M	-	2880#	3355	4204#	3288#	-	3586			
				F	-	2497	2825	2838	3251#	-	3186#			
			T	-	2186	2526	2429	2250	-	3417				
			4	M	-	2277	2628	2610	2748#	-	2779			
				F	-	2116	2196	2557#	2549#	-	2297			
			T	1622	1708	1835	1789	1682	-	2465				
			5	M	1668	1783	1910	1899	1926	-	2324			
				F	-	1437	1437	1437	1447	-	1747			
			T	1383	1459	1495	1386	1428	-	1855				
			6	M	1401	1453	1479	1435	1435	-	1468			
				F	1609#	2957	3586	3870#	2901	-	1435			
			T	1502	2130	2568	2342	1995	-	1442				
			MEDICAL GOODS, COSMETICS, CLEANING.MAT.	644	1A	M	1516	2334	2952	2892	2398	-	3315	
						F	-	-	8325#	-	7795#	-	2210	
						T	-	-	-	-	-	-	2573	
1B	M	-				4419	6583	5743#	-	-	9161#			
	F	-				-	4650#	-	7135#	-	6362#			
T	-	-				7891#	-	-	-	8480#				
2	M	-				4351	6215	5533#	4683#	3924	5993			
	F	-				3396	4309	3933	3842#	-	4383			
T	-	2755				3065	2894	2900#	-	5606				
3	M	-				3168	3752	3428	3453#	-	3915			
	F	-				2660	2428	2615	-	-	2943			
T	1613#	2214				2355	2212	2214	-	2560				
4	M	1690#				2421	2385	2395	2375	-	2232			
	F	1721				2027	2241	2006	1824	-	2360			
T	1492	1980				2019	1893	2116	1538	2048				
5	M	1528				2003	2125	1930	1982	1580	1893			
	F	1525#				1847	1872	1708	1537	-	1950			
T	1366	1598				1650	1736	1464	-	1681				
6	M	1420				1663	1713	1726	1511	-	1556			
	F	1606				2668	4027	3981#	3220#	-	1508			
T	1442	2061				2520	2402	2502	-	3371				
T	1484	2366				3306	3115	2861	-	2219				

TAB.D7

REMUNERATION MENSUELLE BRUTE  
CORRIGEE DES SALAIRES A TEMPS PLEIN:  
MOYENNE(M) ET COEFFICIENT DE VARIATION  
(CV) SELON L ACTIVITE , LE SEXE , LA  
QUALIFICATION ET L AGE

CV

AGE (ANNEES REVOLUES)							SEXE	QUALIFICATION	NACE	ACTIVITE
< 21	21 - 29	30 - 44	45 - 54	>= 55	(*)	TOT. ENS.				
-	45.1	46.3	98.5	48.4	40.48	73.4	M	1A	61	COMMERCE DE GROS
-	44.0	46.8	98.2	63.28	39.08	54.4	F	1A	61	
-	35.6	523.68	42.4	50.8	38.3	72.8	M	1B	61	
-	25.4	38.8	36.2	45.8	38.3	374.5	F	1B	61	
-	35.2	508.58	42.8	35.2	38.6	37.0	M	1B	61	
38.48	38.3	48.8	51.8	46.8	38.6	363.0	F	2	61	
-	33.8	34.3	36.4	45.2	46.3	48.6	M	2	61	
41.18	38.1	48.1	50.8	34.2	35.58	35.2	F	2	61	
26.8	25.8	25.8	28.4	44.2	45.3	47.8	M	3	61	
23.5	23.5	59.2	24.4	34.6	33.3	27.0	F	3	61	
25.8	25.7	37.8	28.1	24.7	19.5	42.1	M	3	61	
21.1	23.4	27.5	24.1	32.5	30.1	31.8	F	3	61	
17.8	21.8	24.3	24.4	24.0	23.3	25.8	M	4	61	
18.8	23.8	27.4	24.5	24.3	23.9	24.1	F	4	61	
18.1	22.7	26.2	22.8	24.1	24.6	26.3	M	4	61	
15.1	19.1	20.8	21.2	23.1	23.8	24.5	F	5	61	
17.8	22.7	26.5	22.8	22.7	16.2	19.8	M	5	61	
22.4	43.4	333.8	98.5	84.3	68.1	231.1	F	T	61	
18.4	38.8	52.8	53.8	74.8	68.1	51.4	M	T	61	
28.7	42.5	317.2	97.8	84.3	68.1	217.6	F	T	61	
-	25.18	43.88	40.88	47.58	45.8	36.88	M	1A	641/642	PR. ALIMENTAIRES, BOISSONS, TABAC
-	25.18	45.28	38.78	45.58	45.7	45.7	F	1A	641/642	
-	38.8	33.4	38.8	25.7	34.7	34.7	M	1B	641/642	
-	22.8	22.8	23.4	23.4	23.2	23.2	F	1B	641/642	
-	38.8	33.3	37.8	25.8	34.4	34.4	M	2	641/642	
-	28.8	41.4	38.5	34.5	38.8	38.8	F	2	641/642	
-	34.8	38.8	38.4	38.18	38.1	38.1	M	2	641/642	
-	31.5	43.6	40.8	37.8	35.78	40.8	F	2	641/642	
18.4	22.8	24.2	28.8	22.2	24.8	24.8	M	3	641/642	
13.8	24.8	28.5	38.8	28.8	27.5	27.5	F	3	641/642	
18.8	26.8	28.8	31.2	28.7	26.88	28.2	M	3	641/642	
20.1	23.3	25.2	25.8	23.8	19.8	25.8	F	3	641/642	
18.8	17.8	22.1	22.1	25.3	27.1	20.7	M	4	641/642	
18.3	25.3	28.8	28.8	25.4	28.7	27.8	F	4	641/642	
18.4	28.8	22.8	21.7	17.8	15.2	22.2	M	4	641/642	
13.5	18.8	18.7	15.8	17.8	17.1	18.8	F	5	641/642	
17.4	18.8	21.8	18.7	18.1	17.7	20.3	M	5	641/642	
21.8	34.2	51.8	58.8	61.5	38.3	52.8	F	T	641/642	
18.8	23.2	37.2	35.7	48.8	28.2	33.8	M	T	641/642	
18.8	38.3	55.7	57.2	58.8	38.5	53.1	F	T	641/642	
-	-	32.28	-	-	-	44.58	M	1A	643	PHARMACIES
-	-	36.38	-	-	-	46.48	F	1A	643	
-	37.88	36.38	-	-	-	46.48	M	1B	643	
-	38.88	47.18	38.58	24.88	-	37.28	F	1B	643	
-	18.1	26.78	-	-	-	27.3	M	1B	643	
-	48.1	48.7	32.2	28.1	-	35.2	F	1B	643	
-	34.58	21.6	25.8	23.48	-	28.2	M	2	643	
-	38.28	33.88	-	-	-	48.88	F	2	643	
-	38.18	38.28	38.28	28.58	-	38.88	M	2	643	
-	22.18	18.4	18.2	28.48	-	23.8	F	2	643	
-	38.1	24.1	28.8	18.8	-	28.1	M	3	643	
-	38.5	22.1	25.1	32.38	-	28.8	F	3	643	
-	25.8	25.1	38.58	38.88	-	28.1	M	3	643	
23.8	21.1	25.8	18.2	23.8	-	28.8	F	4	643	
23.7	24.2	24.8	28.8	34.5	-	22.3	M	4	643	
-	-	18.5	-	28.5	-	27.5	F	5	643	
18.2	15.4	18.2	12.3	18.8	-	18.8	M	5	643	
17.4	18.8	18.5	15.3	18.1	-	18.5	F	5	643	
28.88	58.2	58.4	58.78	41.8	-	57.2	M	T	643	
28.8	42.2	88.1	88.8	54.2	-	88.3	F	T	643	
21.1	48.5	88.1	88.8	51.1	-	82.7	M	T	643	
-	-	42.88	-	41.88	-	68.28	F	T	643	
-	-	43.38	-	44.28	-	44.88	M	1A	644	ART. MEDICAZ. PRODUITS D'ENTRETIEN
-	38.2	47.7	44.18	44.28	-	87.88	F	1A	644	
-	-	28.78	-	15.8	-	47.4	M	1B	644	
-	38.2	48.8	42.78	37.78	-	47.2	F	1B	644	
-	48.3	88.7	58.4	54.88	-	51.8	M	2	644	
-	31.8	31.3	28.8	38.88	-	31.8	F	2	644	
-	43.5	48.4	47.5	52.58	-	48.6	M	2	644	
-	23.8	23.7	24.8	-	-	24.4	F	3	644	
24.28	28.1	38.4	23.8	28.4	-	31.8	M	3	644	
25.88	28.8	31.8	25.8	28.8	-	28.5	F	3	644	
22.8	23.8	28.8	27.8	18.5	-	25.2	M	4	644	
14.4	43.6	38.8	28.8	24.2	28.7	38.1	F	4	644	
17.1	35.2	32.7	28.2	23.5	21.8	33.1	M	4	644	
45.58	28.5	23.5	17.1	28.3	-	31.7	F	5	644	
14.3	13.8	17.8	18.1	17.8	-	17.8	M	5	644	
31.8	21.3	28.3	17.8	18.8	-	24.3	F	5	644	
38.8	81.8	88.2	183.58	85.38	-	82.7	M	T	644	
18.4	48.1	44.8	57.8	48.5	-	58.7	F	T	644	
25.8	58.1	88.3	88.1	75.5	-	78.2	M	T	644	

TAB.D7

GROSS MONTHLY PAY(CORRECTED)  
OF FULL-TIME EMPLOYEES :  
MEAN(M) AND COEFFICIENT OF  
VARIATION(CV) ACCORDING TO  
ACTIVITY , SEX , QUALIFICATION  
AND AGE

ACTIVITY	NACE	Q U A L I F I C A T I O N	S E X	AGE (COMPLETED YEARS)						
				< 21	21 - 28	30 - 44	45 - 54	>= 55	(*)	TOT. ENS.
				CLOTHING	645	1A	M	-	-	6998
			F	-	-	6193#	-	7064#	-	6405#
			T	-	-	6849	7296#	7304	-	7103
		1B	M	-	4477#	4934#	4481	4657	-	4709
			F	-	4243#	3854	3776	3963#	-	3801
			T	-	4410	4687	4227	4354	-	4459
		2	M	-	3450	4371	4577#	3905#	-	4158
			F	-	2557	2902	2841	3119#	-	2856
			T	-	2956	3492	3650	3532	-	3440
		3	M	1731	2549	2693	2480	2268	-	2515
			F	1551	1952	2196	2104	2042	-	2066
			T	1590	2159	2363	2236	2125	-	2220
		4	M	1561	2097	2222	2131	1953	-	2081
			F	1426	1644	1736	1747	1692	1589	1667
			T	1443	1738	1838	1814	1740	1625	1745
		5	M	1460	1879	1783	1835	-	-	1816#
			F	1358	1530	1560	1546	1543	1554#	1491
			T	1370	1578	1587	1593	1732#	-	1543
		T	M	1523	2030	3848	3913	3665	-	3449
			F	1395	1732	2041	2011	2162	1722	1875
			T	1411	1855	2625	2625	2715	-	2326
			F	-	-	7343	8062	8465#	-	7788
			T	-	-	-	-	-	-	-
		1B	M	-	-	7525	7438	9070#	-	7668
			F	-	4047	4733	5352	4914	-	4745
			T	-	3163#	3945	4604	3699	-	3959
		2	M	-	3893	4509	5111	4376	-	4510
			F	-	2616	3064	3348#	2948#	-	2948
			T	-	2330	2845	2814	2594	-	2696
		3	M	-	2458	2922	3018	2690	-	2792
			F	-	2337	2563	-	-	-	2339
			T	-	2216	2388	2328	2242	-	2279
		4	M	1716	2236	2405	2379	2252	-	2288
			F	1527	1851	2351	1987	1904	-	1923
			T	1539	1898	2084	2113	2161	2050#	1888
		5	M	1538	1904	2111	2096	2106	2077#	1892
			F	1269	1528	1664	1758#	1605	-	1519
			T	1322	1562	1760	1637	1617	1696#	1486
			F	1316	1556	1736	1661	1611	1696#	1492
			T	1405	2577	4059	4773	4205#	-	3545
			F	1427	1900	2415	2489	2749	2219#	2039
			T	1425	2038	2945	3255	3268	2475#	2409
		1A	M	-	-	7785#	6912#	9687#	-	7833#
			F	-	-	-	-	-	-	4870
			T	-	-	7394#	6514#	8438#	-	7320
		1B	M	-	3741#	4396	4365#	5611#	-	4494
			F	-	-	-	-	-	-	3915
			T	-	3639#	4284	4125	5432#	-	4369
		2	M	-	3127	3848	4086#	-	-	3699
			F	-	2348#	-	2600	-	-	2770
			T	-	2874	3763	3336	3581#	-	3360
		3	M	-	2470	2733	2626	-	-	2640
			F	-	1920	2206	2104	-	-	2023
			T	-	2134	2443	2412	2114#	-	2297
		4	M	1614	2254	2349	2180	2131#	-	2224
			F	1430	1673	1803	1807	1789	-	1728
			T	1492	1922	2022	1944	1874	2370	1921
		5	M	1686#	1640	-	-	-	-	1710
			F	1335	1401	1563	1466	1477	-	1414
			T	1412	1440	1661	1565	1469	-	1481
			F	1719	2482	3411	3572	4653#	3343#	3214
			T	1391	1691	2047	2087	2127	-	1678
			F	1483	2022	2733	2817	3221#	3033#	2478
			T	-	5601#	7632	7539	8166#	-	7557
			F	-	-	-	4393#	4684#	-	4576#
			T	-	5306#	7434	7176	7599#	-	7222
		1B	M	-	4808#	5072	4478	4300	-	4811
			F	-	-	4316	4245#	3652	-	4148
			T	-	-	4941	4424	4128	-	4887
		2	M	-	4750#	4941	4424	4128	-	4887
			F	-	3294	3634	3670	3395	-	3526
			T	-	3202#	3339	2743	3155#	-	3135
		3	M	2123#	3280	3576	3472	3331	-	3449
			F	1848#	2478	2750	2645	2718	-	2626
			T	1697	2140	2481	2507	2723#	-	2342
		4	M	1752	2361	2672	2597	2720	2476#	2533
			F	1711	2146	2335	2260	2072	2243	2188
			T	1537	1824	2034	1857	1900	1709#	1836
		5	M	1618	2052	2256	2146	2026	2032	2081
			F	1513	1806	1966	1830	1700	1630	1741
			T	1409	1517	1575	1614	1576	-	1521
			F	1469	1890	1768	1719	1655	1572	1645
			T	1614	2378	3176	3270	3114	2437#	2805
			F	1498	1891	2399	2292	2396	1838#	2078
			T	1559	2232	2971	2980	2910	2238#	2585
			F	-	-	-	-	-	-	-
			T	-	-	-	-	-	-	-

TAB.D7

REMUNERATION MENSUELLE BRUTE  
CORRIGEE DES SALAIRES A TEMPS PLEIN:  
MOYENNE(M) ET COEFFICIENT DE VARIATION  
(CV) SELON L ACTIVITE , LE SEXE , LA  
QUALIFICATION ET L AGE

CV

AGE (ANNEES REVOLUES)							SEXE	QUALIFICATION	NACE	ACTIVITE	
< 21	21 - 29	30 - 44	45 - 54	>= 55	(*)	TOG. ENS.					
-	-	47.0	51.8#	47.90	-	50.3	M	1A	645	ARTICLES D HABILLEMENT	
-	-	44.5#	-	38.30	-	40.80	F	-	-		-
-	-	47.6	51.2#	45.9	-	48.3	M	1B	-		-
-	46.1#	71.7#	36.3	39.6	-	50.2	F	-	-		-
-	32.5#	22.6	31.2	38.1#	-	28.0	M	2	-		-
-	43.0	07.6	35.0	45.3	-	53.0	F	-	-		-
-	42.5	58.1	71.3#	68.7#	-	63.1	M	2	-		-
-	39.5	33.1	34.4	50.6#	-	38.7	F	-	-		-
10.0	44.4	54.0	68.3	60.1	-	59.4	M	3	-		-
17.5	20.1	23.0	21.3	23.0	-	23.1	F	-	-		-
10.4	24.0	28.2	25.1	25.0	-	26.0	M	4	-		-
17.0	26.0	28.0	24.0	25.0	-	27.2	F	-	-		-
10.0	23.4	23.6	22.0	22.3	-	24.5	M	4	-		-
17.0	22.2	25.1	24.2	23.0	21.1	23.9	F	-	-	-	
17.4	25.0	27.0	25.3	23.6	20.1	25.9	M	5	-	-	
14.9	20.2	27.1	26.1	-	-	101.10	F	-	-	-	
17.0	23.7	20.6	18.2	15.0	31.40	21.1	M	-	-	-	
10.0	26.1	22.2	21.3	122.00	30.00	51.6	F	-	-	-	
17.4	53.0	74.2	75.0	85.7	-	78.5	M	T	-	-	
17.3	34.4	47.7	43.1	65.0	33.4	47.0	F	-	-	-	
17.0	40.0	76.1	76.0	85.6	-	76.7	M	1A	646	CHAUSSURES, MAROQUINERIE	
-	-	39.0	42.7	56.7#	-	50.2	F	-	-		-
-	-	41.3	47.6	71.0#	-	59.1	M	10	-		-
-	27.0	46.1	34.0	34.5	-	37.5	F	-	-		-
-	33.3#	37.1	29.3	28.3	-	34.0	M	10	-		-
-	20.2	40.4	34.3	35.8	-	37.0	F	-	-		-
-	20.2	35.3	41.2#	29.2#	-	35.0	M	2	-		-
-	30.2	36.0	34.0	37.1	-	30.0	F	-	-		-
-	34.1	36.4	39.0	35.3	-	38.0	M	3	-		-
-	10.1	18.1	-	-	-	26.0	F	-	-		-
-	26.5	43.1	24.4	25.0	-	33.2	M	3	-		-
14.7	27.1	41.1	26.2	24.0	-	32.3	F	-	-		-
24.3	22.0	22.7	23.4	20.4	-	26.6	M	4	-		-
22.0	29.3	33.5	30.0	35.5	47.4#	32.6	F	-	-	-	
23.1	20.7	32.6	28.4	33.0	45.8#	32.0	M	5	-	-	
17.0	12.4	22.1	34.1#	21.7	-	23.4	F	-	-	-	
10.3	26.2	37.9	27.5	26.4	32.0#	28.8	M	5	-	-	
10.2	24.5	35.0	29.3	24.4	32.0#	27.9	F	-	-	-	
22.0	47.5	58.3	63.9	92.2#	-	75.0	M	T	-	-	
22.0	33.4	50.5	53.0	80.8	57.7#	60.0	F	-	-	-	
22.0	41.1	63.2	71.6	90.6	56.4#	75.3	M	1A	647	TISSUS D AMEUBLEMENT	
-	-	52.0#	41.1#	46.7#	-	49.6#	F	-	-		-
-	-	53.2#	43.5#	51.7#	-	51.0	M	1B	-		-
-	27.0#	31.6	28.0#	32.4#	-	33.5	F	-	-		-
-	-	31.2	28.0	31.4#	-	27.0	M	1B	-		-
-	20.0	34.0	25.0#	-	-	38.5	F	-	-		-
-	20.6#	-	20.7	-	-	41.7	M	2	-		-
-	25.7	38.0	33.0	57.6#	-	40.3	F	-	-		-
-	16.1	18.1	24.0	-	-	21.0	M	3	-		-
-	27.3	21.5	21.7	-	-	25.0	F	-	-		-
-	26.4	22.5	25.8	33.6#	-	27.0	M	4	-		-
15.4	25.1	21.0	24.2	32.0#	-	25.0	F	-	-		-
16.4	19.6	20.0	18.4	17.9	-	20.0	M	4	-		-
17.1	27.6	25.3	23.3	24.7	24.0	26.7	F	-	-	-	
26.2#	13.0	-	-	-	-	20.6	M	5	-	-	
12.2	13.5	20.7	15.3	14.8	-	15.7	F	-	-	-	
20.7	14.9	22.3	17.4	13.0	-	18.3	M	T	-	-	
29.1	31.2	61.5	58.5	70.6#	54.4#	66.9	F	-	-	-	
15.3	26.2	41.0	36.5	52.4	-	41.4	M	-	-	-	
23.0	35.6	63.0	62.2	80.0#	56.0#	68.2	F	-	-	-	
-	30.3#	37.8	37.8	54.1#	-	43.1	M	1A	648/649	EQUIPEMENT DU FOYER	
-	-	30.3#	30.3#	34.1#	-	37.0#	F	-	-		-
-	42.1#	30.1	40.4	56.5#	-	45.1	M	1B	-		-
-	47.0#	44.7	37.4	30.0	-	43.0	F	-	-		-
-	-	37.3	35.5#	14.1	-	34.0	M	-	-		-
-	47.9#	44.3	37.1	36.0	-	43.0	F	-	-		-
-	41.3	42.1	51.3	43.8	-	45.1	M	2	-		-
-	43.0#	43.1	40.2	45.3#	-	43.4	F	-	-		-
22.0#	41.6	42.4	51.5	44.3	-	45.1	M	-	-		-
24.0#	27.9	32.2	47.4	36.5	-	35.1	F	3	-		-
23.1	28.6	45.0	48.3	65.4#	-	42.0	M	-	-		-
24.3	28.4	36.1	45.4	40.1	19.4#	37.0	F	-	-		-
22.6	23.9	27.2	26.5	26.0	23.2	26.5	M	4	-		-
25.3	24.4	25.7	26.7	28.7	28.1#	28.9	F	-	-	-	
24.5	25.1	27.5	27.0	27.6	27.4	27.8	M	-	-	-	
21.4	33.5	26.4	21.0	23.0	16.0	29.0	F	5	-	-	
14.8	13.6	18.0	23.5	19.4	-	18.2	M	-	-	-	
18.5	20.0	26.3	23.0	22.2	18.2	26.5	F	-	-	-	
23.5	43.5	58.4	65.0	81.6	55.3#	62.7	M	T	-	-	
22.0	33.0	51.0	49.6	55.4	48.3#	48.6	F	-	-	-	
23.5	43.0	58.7	65.0	70.6	54.3#	62.1	M	-	-	-	

TAB.D7

GROSS MONTHLY PAY(CORRECTED)  
OF FULL-TIME EMPLOYEES :  
MEAN(M) AND COEFFICIENT OF  
VARIATION(CV) ACCORDING TO  
ACTIVITY , SEX , QUALIFICATION  
AND AGE

ACTIVITY	NACE	Q U A L I F I C A T I O N	S E X	AGE (COMPLETED YEARS)					T O T A L E N S			
				< 21	21 - 29	30 - 44	45 - 54	>= 55		(*)		
BOOKS, NEWSPR... STATIONERY, OFFICE SUPPS.	653	1A	M	-	-	7386	8286	7175	-	7619		
			F	-	-	5342#	6100#	7234#	-	6231#		
			T	-	-	7068	8027	7180	-	7395		
			1B	M	-	4559	5667	5997	5765	-	5550	
				F	-	3543#	4137	4142	4724#	-	4158	
			T	-	4318	4771	5453	5426	-	5138		
			2	M	2534	4137	4627	4358	4229#	3615#	4388	
				F	2098#	3988	4074	3968	3471#	-	4009	
			T	2327	4074	4627	4166	3870	4381#	-	4212	
			3	M	-	2338	2678	2650	2369	-	2491	
				F	-	2240	2317	2386	2344	-	2295	
			T	-	2026	2473	2470	2355	-	2375		
			4	M	1816#	1630	1830	1986	1941	1920	-	2093
				F	1747	1630	1830	1986	1941	1920	1631#	1869
			T	1656	1811	2101	2059	1866	1716	-	1956	
			5	M	1476	1784	1895	1886	1805	-	1767	
				F	1388	1554	1604	1711	1663	-	1537	
			T	1412	1647	1706	1781	1732	-	1616		
			T	M	1789	2886	4141	4455	3770	3599#	3561	
				F	1544	2302	2878	2718	2751	-	2478	
T	1615	2575	3488	3561	3275	3206#	-	2979				
OTHER RETAIL DISTRIBUTION	654/655	1A	M	-	-	7406	7465#	8205#	-	7526		
			F	-	-	5616#	7185	7608#	-	5497#		
			T	-	-	7068	7185	7608#	-	7194		
			1B	M	-	4212#	4579	4601	4833	-	4576	
				F	-	3982#	4443	4559	4643	-	4026	
			T	-	4155	4443	4559	4643	-	4461		
			2	M	-	2820	3363	3365	2895#	-	3189	
				F	-	2567#	2854	2707	2334#	-	2800	
			T	-	2766	3241	3113	2731#	-	3054		
			3	M	-	2566	2759	2670	2598#	-	2648	
				F	-	2137	2343	2327	2269	-	2260	
			T	-	2407	2572	2500	2438	-	2478		
			4	M	1654	2140	2218	2061	1918	-	2099	
				F	1500	1753	1900	1787	1749	1886#	1779	
			T	1565	1985	2094	1950	1852	1926#	1968		
			5	M	1446	1738	1794	1750	1590	1387	1663	
				F	1363	1495	1592	1592	1635	1486	1509	
			T	1394	1621	1703	1685	1609	1432	1599		
			T	M	1543	2337	3124	3292	3391	-	2892	
				F	1421	1789	2200	2258	2346	1701	2021	
T	1468	2128	2792	2907	3013	2119#	2553					
VARIOUS NON-FOOD PRODUCTS	656	1A	M	-	-	7410#	7303#	7591#	-	7482		
			F	-	-	7282#	7250#	7473#	-	6788#		
			T	-	-	4760	5006	4256	-	7372		
			1B	M	-	3805	3823	3711	3860	-	4668	
				F	-	3365	3700	4397	4058	-	3770	
			T	-	3700	4397	4385	4058	-	4284		
			2	M	-	2943	3257	3367	3210#	-	3202	
				F	-	2449	2491	2617	2350	-	2497	
			T	-	2718	2832	2920	2691	-	2812		
			3	M	1857	2342	2528	2443	2567	-	2433	
				F	1821	1853	2104	2064	2069	-	2040	
			T	1831	2079	2215	2186	2209	-	2156		
			4	M	1720	2003	2139	2117	2094	-	2063	
				F	1494	1641	1724	1724	1752	1685	1678	
			T	1529	1744	1835	1828	1877	1698	1783		
			5	M	1428	1715	1962	1814	1739	-	1735	
				F	1396	1502	1555	1584	1628	-	1522	
			T	1403	1549	1644	1636	1673	1403	1574		
			T	M	1551	2292	3211	3012	2723	-	2778	
				F	1463	1717	2069	1986	1906	2230#	1889	
T	1481	1893	2460	2312	2280	2337#	2174					
RETAIL TRADE	64/653- 656	1A	M	-	5379#	7474	7630	7743	-	7449		
			F	-	3764#	6038	5677	6369#	-	5836		
			T	-	5207	7264	7386	7470	-	7224		
			1B	M	-	4349	4947	4978	4615	4220#	4835	
				F	-	3626	3968	3953	3906	4261#	3927	
			T	-	4208	4708	4679	4364	4237	4594		
			2	M	2317	3107	3604	3476	3360	3293#	3415	
				F	2069	2673	2787	2716	2633	-	2725	
			T	2192	2889	3321	3204	3061	3068#	3182		
			3	M	1936	2434	2684	2566	2581	2514	2556	
				F	1690	1886	2117	2109	2092	1939	2061	
			T	1767	2217	2394	2304	2297	2128	2295		
			4	M	1682	2135	2291	2171	2039	2253	2142	
				F	1511	1693	1770	1753	1779	1738	1706	
			T	1562	1888	2000	1920	1802	1842	1889		
			5	M	1494	1767	1918	1802	1707	1688	1722	
				F	1381	1503	1555	1569	1573	1482	1496	
			T	1415	1583	1653	1642	1636	1567	1567		
			T	M	1594	2407	3229	3166	2940	2744	2816	
				F	1447	1742	2044	2002	2081	1821	1860	
T	1491	2048	2638	2546	2519	2277	2300					



TAB.D7

REMUNERATION MENSUELLE BRUTE  
CORRIGEE DES SALAIRES A TEMPS PLEIN:  
MOYENNE(M) ET COEFFICIENT DE VARIATION  
(CV) SELON L ACTIVITE , LE SEXE , LA  
QUALIFICATION ET L AGE

CV

AGE (ANNEES REVOLUES)							SEXE	QUALIFICATION	NACE	ACTIVITE
< 21	21 - 29	30 - 44	45 - 54	>= 55	(*)	100. ENS.				
		42.6	43.9	43.3		44.5	M	1A	653	LIVRES, JOURN., PAPIER, EQ. BUREAU
		31.3#	41.5#	48.7#		46.1#	F			
		43.2	44.8	44.8		45.4	M	1B		
	42.1	48.7	51.4	45.7		49.7	F			
	38.1#	23.2	40.3	38.8#		33.8	M			
	41.8	47.8	52.7	45.4		49.0	F			
34.2	63.3	163.8#	60.9	69.5#	41.2#	119.1	M	2		
35.8#	82.3	88.1	70.5	52.8#		72.8	F			
38.3	71.7	132.7	65.6	64.8	57.6#	102.5	M	3		
	27.6	21.5	23.8	24.0		25.7	F			
	22.8	24.1	25.5	24.1		24.2	M			
27.6#	25.1	24.0	25.4	24.1		25.2	F			
23.3	26.5	23.9	23.3	28.4		26.3	M	4		
23.0	24.8	24.7	24.2	24.4	28.3#	25.4	F			
23.3	28.2	25.2	25.1	26.1	25.2	26.4	M	5		
21.7	28.3	26.1	22.8	26.8		27.7	F			
18.7	19.3	20.4	20.1	27.7		21.8	M			
20.5	25.8	24.8	21.8	27.2		25.4	F			
38.2	68.5	127.2	73.1	77.4	74.8#	101.7	M	T		
27.3	77.7	70.1	69.7	70.9		74.4	F			
31.8	73.8	114.4	78.2	77.8	80.7#	98.0	M	1A	654/655	AUTRES COMMERCE DE DETAIL
		41.1	46.8#	45.7#		44.9	F			
		43.8	33.5#			44.1#	M			
		46.8	46.8	48.3#		46.2	F			
	32.8#	41.1	29.4	38.2		35.3	M	1B		
		32.3#	37.8#			35.2	F			
		33.2	31.2	31.1		35.6	M			
		43.1	34.8	48.2#		38.2	F	2		
		38.3#	32.8	27.8#		35.6	M			
		42.5	35.8	45.8#		38.3	F			
		33.8	31.4	38.3#		32.7	M	3		
		28.2	28.3	28.3		31.3	F			
		33.8	33.8	38.3		33.2	M			
18.2	23.8	21.8	25.4	25.5		24.2	F	4		
13.7	23.8	26.8	27.8	24.5	24.8#	25.7	M			
17.2	25.3	24.7	26.9	25.6	26.3#	26.1	F			
18.8	22.4	23.8	21.8	23.5	18.1	23.5	M	5		
18.2	28.2	21.3	28.6	19.2	11.5	21.8	F			
18.7	22.8	23.7	24.8	21.8	15.7	23.4	M			
18.8	42.5	64.8	74.8	85.8		71.2	F			
18.8	33.5	46.5	55.7	68.8	24.8	51.5	M			
17.8	42.3	64.8	74.2	85.2	70.6#	70.8	F			
		48.5#	37.2#	36.8#		40.5	M	1A	656	PRODUITS DIVERS NON ALIMENT.
		45.5#	37.8#	37.8#		42.2#	F			
		31.4	43.1	26.8		34.6	M	1B		
	18.8	27.1	21.8	26.7		25.4	F			
	18.7	32.1	40.8	27.2		33.7	M			
	27.2	38.1	33.3	44.1#		36.2	F	2		
	23.3	36.1	28.2	26.8		31.8	M			
	27.8	40.8	34.1	48.6		38.8	F			
15.3	22.2	22.2	28.7	23.2		22.5	M	3		
18.8	21.4	25.8	24.8	28.8		23.8	F			
17.8	23.8	25.6	24.7	24.1		24.8	M	4		
20.5	22.1	21.8	28.8	22.3		22.2	F			
18.8	18.4	18.8	18.8	23.3	13.3	18.8	M	4		
18.5	22.8	22.8	21.4	24.5	13.1	22.8	F			
14.4	31.5	27.2	25.3	18.3		27.3	M	5		
14.3	18.8	18.1	16.6	18.8		17.5	F			
14.4	22.8	24.3	28.3	17.8	12.7	21.7	M			
20.8	41.7	54.6	62.8	63.4		58.7	F			
17.8	26.7	45.2	38.8	37.2	58.8#	38.8	M			
18.3	37.2	56.3	57.3	55.8	58.8#	54.6	F			
	52.8#	43.8	45.7	48.8		48.8	M	1A	64/653-656	COMMERCE DE DETAIL
	26.8#	48.4	41.1	56.8#		49.8	F			
	52.8	44.8	46.4	58.7		47.8	M			
	38.7	42.3	48.3	34.7	25.8#	48.8	F	1B		
	27.2	28.5	28.4	27.5	28.4#	28.8	M			
	36.2	41.4	38.8	33.8	26.8	38.8	F			
38.3	48.5	63.2	48.1	48.8	47.3#	54.8	M	2		
38.8	68.4	48.5	44.2	44.5		58.8	F			
38.8	46.1	61.5	48.8	48.8	58.2#	54.8	M			
21.3	24.7	26.7	31.8	27.3	21.2	27.7	F	3		
18.8	25.4	31.5	38.8	33.8	26.3	38.2	M			
28.8	27.8	31.2	33.8	32.4	27.4	38.8	F			
28.8	23.7	25.3	25.3	24.8	22.7	25.6	M	4		
18.2	22.1	24.4	22.7	25.7	27.5	23.4	F			
18.8	25.8	28.3	26.4	26.2	28.4	27.2	M			
28.1	25.8	24.8	22.8	58.8	18.4	32.1	F	5		
15.8	17.8	18.8	17.8	17.8	28.3	18.3	M			
17.8	22.8	23.3	28.7	44.1	28.8	25.4	F			
22.8	42.7	63.5	68.7	78.7	73.8	64.8	M			
18.3	35.7	48.2	45.3	56.5	55.3	45.5	F			
28.4	43.8	65.8	86.4	73.8	78.8	63.7	M			

TAB.D8

INDEX OF MEAN GROSS MONTHLY PAY (CORRECTED) OF FULL-TIME EMPLOYEES ACCORDING TO ACTIVITY, SEX, QUALIFICATION AND AGE (PAY OF ALL FULL-TIME EES.=100)

INDICE DE LA REMUNERATION MENSUELLE BRUTE CORRIGEE MOYENNE DES SALAIRES A TEMPS PLEIN SELON L ACTIVITE, LE SEXE, LA QUALIFICATION ET L AGE (REM. DE L EMS. DES SAL. A TEMPS PLEIN = 100)

ACTIVITY	NACE	QUALIFICATION	SEX	AGE (COMPLETED YEARS)											
				< 21	21-29	30-44	45-54	>= 55	(*)	TOT. EMS.					
AGRIC. PRIMARY PROD., LIVE-STOCK, TEXT.	611	1A	M	-	-	92.4	106.2	109.2	-	-	100.0				
			F	-	-	92.9	105.6	108.1	-	-	100.0				
			T	-	-	100.5	106.3	101.9	-	-	100.0				
			1B	M	-	82.5	100.5	106.3	108.1	-	-	100.0			
				F	-	85.2#	111.3#	106.0	100.9	-	-	100.0			
			2	M	-	82.2	101.8	102.4	91.7	-	-	100.0			
				F	-	91.9	106.6	83.5	120.1#	-	-	100.0			
			3	M	-	92.1	104.6	103.2	94.6	-	-	100.0			
				F	-	97.9	102.5	97.7	101.0	113.8	-	100.0			
			4	M	82.7#	85.3	104.0	99.1	103.0	114.4	-	100.0			
				F	77.3	100.6	104.2	97.9	97.5	-	-	100.0			
			5	M	87.5	99.2	106.1	105.7	102.4	110.9#	-	100.0			
				F	78.3	98.3	106.5	101.0	99.6	97.2#	-	100.0			
			T	M	86.7	101.1	103.3	101.4	98.1	-	-	100.0			
				F	94.6	100.9	101.0	100.2	105.3	-	-	100.0			
			FUELS, ORES, INDUSTRIAL CHEMICALS	612	1A	M	87.2	101.3	104.0	101.2	99.4	82.8	-	100.0	
						F	55.7	82.5	103.5	112.6	108.5	103.7#	-	100.0	
						T	75.2	91.4	107.3	116.4	113.6	93.1#	-	100.0	
						1B	M	57.5	82.5	106.4	114.8	109.8	98.8#	-	100.0
							F	-	-	88.3	107.1	108.7#	-	-	100.0
2	M	-				-	88.5	107.8	107.5#	-	-	100.0			
	F	-				-	98.6	107.5	106.7	-	-	100.0			
3	M	-				74.1	98.9	104.7#	-	-	-	100.0			
	F	-				87.5#	102.5	107.6	105.6	-	-	100.0			
4	M	-				74.7	98.9	103.2	111.3	81.1#	-	100.0			
	F	-				87.6	102.6	103.2	101.9	83.9#	-	100.0			
5	M	-				85.8	103.1	103.2	101.9	-	-	100.0			
	F	-				87.3	102.7	106.3	103.7	-	-	100.0			
T	M	81.5#				92.1	103.1	107.3	111.8	-	-	100.0			
	F	73.9#				91.3	102.1	107.0	105.9	-	-	100.0			
1B	M	78.0				96.5	105.2	99.9	97.9	101.7	-	100.0			
	F	81.5				97.0	108.8	107.7	113.8	92.7#	-	100.0			
2	M	78.2				95.5	106.8	102.5	101.7	101.1	-	100.0			
	F	82.8				102.4	105.9	98.9	97.0	86.9	-	100.0			
3	M	87.4				99.7	111.8	105.5	102.1	-	-	100.0			
	F	82.5	101.4	107.7	100.6	98.2	86.1	-	100.0						
4	M	50.0	75.9	104.9	113.4	112.9	93.2#	-	100.0						
	F	68.9	89.8	113.4	114.1	114.7	99.5#	-	100.0						
TIMBER, BUILDING MATERIALS	613	1A	M	53.0	76.7	107.7	116.5	116.5	94.4#	-	100.0				
			F	-	62.7#	103.5	101.5	101.4	-	-	100.0				
			T	-	-	102.7	102.5	101.0	-	-	100.0				
			1B	M	-	63.8#	99.5	104.2	106.7	-	-	100.0			
				F	-	83.6#	99.3#	105.9#	124.9#	-	-	100.0			
			2	M	-	83.3	98.9	104.3	108.8	-	-	100.0			
				F	-	92.9	104.3	99.4	100.4	108.0#	-	100.0			
			3	M	-	77.6	106.3	107.9#	-	-	-	100.0			
				F	-	91.6	104.4	100.2	100.8	108.7#	-	100.0			
			4	M	74.6	93.3	106.7	109.1	108.5	98.9#	-	100.0			
				F	74.1	97.0	103.5	99.8	97.6	95.0	-	100.0			
			5	M	84.6	97.6	104.1	101.1	94.9	104.6	-	100.0			
				F	85.8	97.1	108.8	114.2	121.8	104.6	-	100.0			
			T	M	80.6	95.9	106.3	104.8	99.9	105.1	-	100.0			
				F	87.0	100.6	106.3	100.2	96.1	105.3	-	100.0			
			1B	M	89.7	101.7	105.3	103.7	107.7	-	-	100.0			
				F	86.3	100.3	106.6	101.2	97.7	106.8	-	100.0			
			2	M	58.1	83.8	107.6	109.1	108.4	100.5#	-	100.0			
				F	71.8	87.6	112.5	128.3	152.1#	92.8	-	100.0			
			MACHINERY, EQUIPMENTS, VEHICLES	614	1A	M	59.3	82.9	109.5	113.0	114.5	99.8	-	100.0	
F	-	64.3#				96.5	106.8	102.2	-	-	100.0				
T	-	-				73.8#	93.5#	-	-	-	100.0				
1B	M	-				65.0#	96.0	105.9	103.1	102.8#	-	100.0			
	F	-				85.3	102.3	104.9	102.8	90.0#	-	100.0			
2	M	-				86.1	101.6	109.9	92.2	-	-	100.0			
	F	-				85.4	102.4	105.1	100.4	89.7#	-	100.0			
3	M	63.1#				86.4	106.5	107.8	100.7	98.9	-	100.0			
	F	-				94.7	101.5	98.9	107.0	-	-	100.0			
4	M	63.8#				87.1	106.2	106.6	100.8	101.1	-	100.0			
	F	74.4				96.7	104.1	102.3	97.7	105.6#	-	100.0			
5	M	68.6				94.7	108.1	102.2	103.2	-	-	100.0			
	F	70.5				96.1	105.2	102.6	99.1	101.2#	-	100.0			
T	M	79.4				97.8	108.9	103.2	95.8	89.0	-	100.0			
	F	82.7				98.5	107.9	111.3	109.9	98.9#	-	100.0			
1B	M	79.2				97.7	109.3	105.9	99.9	92.1	-	100.0			
	F	84.6				101.5	112.5	106.6	102.4	87.0	-	100.0			
2	M	89.5				101.7	104.1	106.4	107.8	88.9	-	100.0			
	F	86.0				101.4	109.9	106.8	104.2	88.0	-	100.0			
3	M	49.0				79.6	115.8	118.4	108.0	80.8	-	100.0			
	F	68.0	90.4	112.6	117.9	130.8	106.5#	-	100.0						
4	M	51.8	80.8	117.3	121.2	112.2	85.4	-	100.0						
	F	-	-	-	-	-	-	-	100.0						

TAB.D8

INDEX OF MEAN GROSS  
MONTHLY PAY (CORRECTED)  
OF FULL-TIME FEMALE EMPLOYEES  
ACCORDING TO ACTIVITY,  
QUALIFICATION AND AGE  
(PAY OF FULL-TIME MALE EES.=100)

INDICE DE LA REMUNERATION  
MENSUELLE BRUTE CORRIGEE  
MOYENNE DES SALAIRES FEMININS  
A TEMPS PLEIN SELON L'ACTIVITE,  
LA QUALIFICATION ET L'AGE  
(REM. DES SAL. MASC. A TEMPS PLEIN = 100)

AGE (ANNEES REVOLUES)							SEX E	Q U A L I F I C A T I O N	NACE	ACTIVITE
< 21	21 20	30 44	45 54	>= 55	(*)	100. ENS.				
-	-	100.0	100.0	100.0	-	100.0	M F	1A	611	MAT. PREM. AGR., ANIMAUX, TEXTILES
-	100.0 88.50	100.0 95.00	100.0	100.0	-	100.0 85.8	M F	1B		
-	100.0	100.0	100.0	100.0	-	100.0 90.5	M F	2		
-	100.0 83.8	100.0 95.3	100.0 95.9	100.0 98.8	100.0	100.0 90.6	M F	3		
100.0 94.0	100.0 82.7	100.0 85.4	100.0 90.6	100.0 88.1	101.20	100.0 83.9	M F	4		
100.0 93.5	100.0 85.6	100.0 83.8	100.0 84.7	100.0 92.1	-	100.0 85.7	M F	5		
100.0 92.0	100.0 78.0	100.0 71.3	100.0 71.0	100.0 71.9	100.00 61.60	100.0 68.7	M F	T		
-	-	100.0	100.0	100.00	-	100.0	M F	1A	612	COMBUSTIBLES, MINERAIS, PR. CHIMIQUES
-	100.0 91.70	100.0 80.7	100.0 75.60	100.0	-	100.0 77.6	M F	1B		
-	100.0 81.1	100.0 93.4	100.0 93.0	100.0 102.7	100.00	100.0 93.0	M F	2		
119.60	100.0 93.8	100.0 94.3	100.0 93.8	100.0 100.3	-	100.0 93.0	M F	3		
100.0 96.0	100.0 92.3	100.0 95.0	100.0 99.0	100.0 106.0	100.0 83.70	100.0 91.0	M F	4		
100.0 92.2	100.0 85.1	100.0 92.3	100.0 93.2	100.0 92.0	100.0	100.0 87.4	M F	5		
100.0 97.0	100.0 83.0	100.0 76.5	100.0 71.1	100.0 71.9	100.00 75.60	100.0 70.8	M F	T		
-	100.00	100.0	100.0	100.0	-	100.0 80.50	M F	1A	613	BOIS, MATERIAUX DE CONSTR.
-	100.0	100.0 84.30	100.0 95.50	100.0 110.00	-	100.0 94.0	M F	1B		
-	100.0 77.0	100.0 94.9	100.0 101.10	100.0	100.00	100.0 93.1	M F	2		
83.6	100.0 88.5	100.0 97.3	100.0 104.4	100.0 106.6	100.00	100.0 93.7	M F	3		
100.0 97.3	100.0 85.0	100.0 90.0	100.0 97.2	100.0 110.5	100.0 86.1	100.0 86.1	M F	4		
100.0 91.9	100.0 89.7	100.0 88.0	100.0 91.0	100.0 99.4	100.0	100.0 88.8	M F	5		
100.0 94.4	100.0 79.0	100.0 79.9	100.0 89.9	100.0 107.20	100.00 70.5	100.0 76.4	M F	T		
-	100.00	100.0 86.50	100.0 77.10	100.0	-	100.0 80.00	M F	1A	614	MACHINES, VEHICULES
-	100.0 81.7	100.0 80.4	100.0 94.0	100.0 72.0	100.00	100.0 80.9	M F	1B		
100.00	100.0 95.6	100.0 83.1	100.0 80.0	100.0 92.6	100.0	100.0 87.2	M F	2		
100.0 97.4	100.0 92.9	100.0 90.4	100.0 94.6	100.0 100.1	100.00	100.0 94.8	M F	3		
100.0 91.0	100.0 89.6	100.0 87.2	100.0 94.9	100.0 100.9	100.0 97.90	100.0 80.0	M F	4		
100.0 97.0	100.0 91.8	100.0 84.7	100.0 91.4	100.0 96.4	100.0 93.6	100.0 91.6	M F	5		
100.0 94.6	100.0 77.5	100.0 66.3	100.0 87.4	100.0 82.7	100.0 80.90	100.0 68.2	M F	T		

**TAB.D8**

INDEX OF MEAN GROSS  
MONTHLY PAY (CORRECTED)  
OF FULL-TIME EMPLOYEES  
ACCORDING TO ACTIVITY, SEX,  
QUALIFICATION AND AGE

(PAY OF ALL FULL-TIME EES. = 100)

INDICE DE LA REMUNERATION  
MENSUELLE BRUTE CORRIGEE  
MOYENNE DES SALAIRES  
A TEMPS PLEIN SELON L'ACTIVITE, LE SEXE,  
LA QUALIFICATION ET L'AGE

(REM. DE L'ENS. DES SAL. A TEMPS PLEIN = 100)

ACTIVITY	NACE	Q U A L I F I C A T I O N	S E X	AGE (COMPLETED YEARS)							
				< 21	21 - 29	30 - 44	45 - 54	>= 55	(*)	TOT. ENS.	
FURNITURE, HSEHD. GOODS, HARDWARE	615	1A	M	-	63.2#	92.6	107.9	102.3#	-	100.0	
			F	-	-	-	97.0#	-	-	100.0#	
		1B	M	-	64.0#	92.7	106.5	103.1#	-	100.0	
			F	-	87.8	100.6	102.3	103.5	-	100.0	
		2	M	-	109.5#	-	96.1	110.2	93.2	-	100.0
			F	-	89.7	100.2	103.2	101.1	-	100.0	
		3	M	-	84.7	107.0	105.1	100.1	104.0#	-	100.0
			F	-	87.8#	105.1	96.3	100.1#	-	100.0	
		4	M	79.6#	85.3	106.7	104.4	99.0	105.4#	-	100.0
			F	74.5	96.7	104.0	100.2	97.4	97.0#	-	100.0
		5	M	74.4	98.1	104.4	100.8	100.9	-	100.0	
			F	82.1	96.9	104.3	100.6	98.6	101.5#	-	100.0
	T	M	85.1	98.0	105.7	102.9	95.1	108.8#	-	100.0	
		F	81.1	98.1	108.3	109.2	112.7	-	100.0		
	TEXTILES, CLOTHING, FOOTWR., LEATHERWARE	616	1A	M	84.8	101.8	107.5	103.6	103.0	-	100.0
				F	92.3	100.2	105.7	107.8	107.1	-	100.0
			1B	M	87.4	101.1	107.1	105.6	105.5	93.0	100.0
				F	50.2	78.2	112.2	118.2	105.8	99.0#	100.0
			2	M	72.9	91.2	113.3	117.9	128.2	103.9#	100.0
				F	54.5	79.9	114.9	121.4	113.1	101.7#	100.0
			3	M	-	-	97.0	107.2	102.3#	-	100.0
				F	-	-	-	-	-	-	100.0#
			4	M	-	87.8	97.5	107.1	101.3#	-	100.0
				F	-	74.3	106.0	111.8	94.7	-	100.0
5			M	-	86.1	99.0	103.4	94.7	-	100.0	
			F	-	89.0	107.9	111.2	93.3	-	100.0	
T	M	-	86.8	102.2	106.1	86.7	-	100.0			
	F	-	88.6	105.6	109.4	90.7#	-	100.0			
3	M	-	101.7	100.1	106.8	89.6	-	100.0			
	F	70.8	97.5	105.2	101.7	98.1	-	100.0			
4	M	66.1	99.1	102.6	101.5	98.2	-	100.0			
	F	80.4	99.5	107.0	101.2	94.2	-	100.0			
5	M	81.4	98.4	106.4	104.1	116.1	-	100.0			
	F	78.8	98.3	106.9	104.2	106.4	89.4	100.0			
T	M	92.0	100.7	110.3	105.2	97.2	101.1#	100.0			
	F	89.7	99.8	104.0	104.7	105.2	-	100.0			
FOOD, DRINK, TOBACCO	617	1A	M	89.7	100.5	104.6	104.9	103.6	103.6#	100.0	
			F	43.3	74.0	111.9	116.5	105.7	-	100.0	
		1B	M	70.2	91.0	112.4	111.7	115.5	93.5#	100.0	
			F	51.8	78.3	113.5	120.7	117.6	-	100.0	
		2	M	-	-	106.3	96.5	102.0#	-	100.0	
			F	-	-	-	-	-	-	100.0	
		3	M	-	82.6	106.5	95.8	102.4#	-	100.0	
			F	-	-	101.0	104.4	102.6#	116.8#	100.0	
		4	M	-	-	101.7	88.8#	99.1#	-	100.0#	
			F	-	83.6	103.0	103.0	101.5	118.9#	100.0	
		5	M	-	96.2	102.6	102.0	92.1	-	100.0	
			F	-	87.9#	98.3	108.4#	97.2#	-	100.0	
T	M	-	96.4	102.1	102.2	92.6	-	100.0			
	F	-	99.8	102.2	97.9	96.2	-	100.0			
3	M	67.8	96.9	104.0	106.0	104.7#	100.3	100.0			
	F	71.8#	97.9	103.4	99.7	98.2	95.2	100.0			
4	M	79.7	97.7	105.7	100.6	95.5	107.1	100.0			
	F	86.0	100.2	106.9	104.0	106.6	101.6#	100.0			
5	M	78.0	97.3	107.8	102.6	98.8	105.6	100.0			
	F	87.9	100.2	108.8	103.1	97.5	102.5	100.0			
T	M	95.0	101.5	102.6	101.2	101.7	97.5	100.0			
	F	90.4	100.5	107.3	102.6	99.6	102.2	100.0			
TOBACCO PRODUCTS	617.6	1A	M	58.8	84.2	108.6	113.3	108.0	112.2#	100.0	
			F	80.4	96.6	109.7	109.5	110.7	-	100.0	
		1B	M	61.7	85.6	112.1	114.9	110.2	112.3#	100.0	
			F	-	-	-	-	-	-	-	
		2	M	-	-	-	-	-	-	-	
			F	-	-	-	-	-	-	-	
		3	M	-	-	-	-	-	-	-	
			F	-	-	-	-	-	-	-	
		4	M	-	-	-	-	-	-	-	
			F	-	-	-	-	-	-	-	
		5	M	-	-	-	-	-	-	-	
			F	-	-	-	-	-	-	-	
T	M	-	-	-	-	-	-	-			
	F	-	-	-	-	-	-	-			

TAB.D8

INDEX OF MEAN GROSS  
MONTHLY PAY (CORRECTED)  
OF FULL-TIME FEMALE EMPLOYEES  
ACCORDING TO ACTIVITY,  
QUALIFICATION AND AGE  
(PAY OF FULL-TIME MALE EES. = 100)

INDICE DE LA REMUNERATION  
MENSUELLE BRUTE CORRIGEE  
MOYENNE DES SALAIRES FEMININS  
A TEMPS PLEIN SELON L'ACTIVITE,  
LA QUALIFICATION ET L'AGE  
(REM. DES SAL. MASC. A TEMPS PLEIN = 100)

AGE (ANNEES REVLUES)							SEX	QUALIFICATION	MACE	ACTIVITE
< 21	21-29	30-44	45-54	>= 55	(*)	100. ENS.				
-	100.00	100.0	100.0	100.00	-	100.0	M	1A	615	MEUBLES, ART. MENAGERS QUINCAILLERIE
-	-	-	75.90	-	-	84.50	F			
-	100.0	100.0	100.0	100.0	-	100.0	M	1B		
-	99.10	75.9	85.0	71.5	-	79.5	F			
-	100.0	100.0	100.0	100.0	100.00	100.0	M	2		
-	80.20	84.5	78.8	86.10	-	86.0	F			
100.00	100.0	100.0	100.0	100.0	100.00	100.0	M	3		
85.2	92.4	91.4	91.7	94.3	-	91.1	F			
100.0	100.0	100.0	100.0	100.0	100.00	100.0	M	4		
91.7	88.5	90.7	93.9	104.0	-	88.5	F			
100.0	100.0	100.0	100.0	100.0	-	100.0	M	5		
88.8	89.3	89.3	94.4	94.4	-	90.0	F			
100.0	100.0	100.0	100.0	100.0	100.00	100.0	M	T		
88.4	77.4	87.0	88.2	89.4	89.80	86.4	F			
-	-	100.0	100.0	100.00	-	100.0	M	1A	616	TEXTILE, HABILLEMENT, CHAUSSURES
-	-	-	-	-	-	78.00	F			
-	100.0	100.0	100.0	100.0	-	100.0	M	1B		
-	83.5	81.5	89.4	75.0	-	75.0	F			
-	100.0	100.0	100.0	100.0	-	100.0	M	2		
-	89.9	87.9	74.0	75.10	-	71.7	F			
111.0	100.0	100.0	100.0	100.0	-	100.0	M	3		
83.0	83.0	91.0	80.1	87.5	-	86.6	F			
100.0	100.0	100.0	100.0	100.0	-	100.0	M	4		
87.0	85.5	88.0	89.0	108.7	-	86.5	F			
100.0	100.0	100.0	100.0	100.0	100.00	100.0	M	5		
88.0	84.0	88.0	84.4	91.0	-	84.0	F			
100.0	100.0	100.0	100.0	100.0	-	100.0	M	T		
88.8	88.0	55.5	53.0	80.3	84.90	55.2	F			
-	-	100.0	100.0	100.00	-	100.0	M	1A	617	PRODUITS ALIM., BOISSONS, TABAC
-	-	-	-	-	-	-	F			
-	100.0	100.0	100.0	100.00	100.00	100.0	M	1B		
-	-	-	89.80	78.20	-	82.10	F			
-	100.0	100.0	100.0	100.0	-	100.0	M	2		
-	74.40	78.0	88.80	85.80	-	81.5	F			
72.3	100.0	100.0	100.0	100.0	88.6	88.6	M	3		
85.8	85.8	90.1	95.0	98.40	-	88.6	F			
100.0	100.0	100.0	100.0	100.0	100.0	100.0	M	4		
87.1	82.0	81.0	83.5	80.1	78.80	80.7	F			
100.0	100.0	100.0	100.0	100.0	100.0	100.0	M	5		
81.7	86.8	88.1	83.3	88.5	88.7	84.0	F			
100.0	100.0	100.0	100.0	100.0	100.00	100.0	M	T		
88.0	75.5	86.4	83.0	87.4	-	85.0	F			
-	-	-	-	-	-	-	M	1A	617.0	PRODUITS DU TABAC
-	-	-	-	-	-	-	F			
-	-	-	-	-	-	-	M	1B		
-	-	-	-	-	-	-	F			
-	-	-	-	-	-	-	M	2		
-	-	-	-	-	-	-	F			
-	-	-	-	-	-	-	M	3		
-	-	-	-	-	-	-	F			
-	-	-	-	-	-	-	M	4		
-	-	-	-	-	-	-	F			
-	-	-	-	-	-	-	M	5		
-	-	-	-	-	-	-	F			
-	-	-	-	-	-	-	M	T		
-	-	-	-	-	-	-	F			

TAB.D8

INDEX OF MEAN GROSS MONTHLY PAY (CORRECTED) OF FULL-TIME EMPLOYEES ACCORDING TO ACTIVITY, SEX, QUALIFICATION AND AGE

(PAY OF ALL FULL-TIME EES.=100)

INDICE DE LA REMUNERATION MENSUELLE BRUTE CORRIGEE MOYENNE DES SALAIRES A TEMPS PLEIN SELON L ACTIVITE, LE SEXE, LA QUALIFICATION ET L AGE

(REM. DE L ENS. DES SAL. A TEMPS PLEIN = 100)

ACTIVITY	MACE	Q U A L I F I C A T I O N	S E X	AGE (COMPLETED YEARS)						
				< 21	21 - 29	30 - 44	45 - 54	>= 55	(*)	106. ENS.
PHARMACEUTICAL, MEDICAL GDS., CLEANING MAT.	618	1A	M	-	63.9#	109.6	96.2	100.0	-	100.0
			F	-	-	-	-	-	-	100.0#
	1B	M	-	63.7#	107.2	98.0	100.7	-	100.0	
		F	-	52.2	-	66.9	70.8#	-	-	
	2	M	-	88.0#	103.1	103.1	98.7#	-	100.0	
		F	-	55.8	-	70.7	73.5	-	-	
	3	M	-	87.6	105.5	104.7	92.3	-	100.0	
		F	-	92.3	104.1	96.1	107.0	-	100.0	
	4	M	-	88.6	105.2	103.6	94.8	-	100.0	
		F	-	99.2	100.3	92.9	113.8#	-	100.0	
	5	M	74.9	96.3	105.0	101.5	104.6	-	100.0	
		F	69.8	97.5	102.5	96.3	114.1#	89.6#	100.0	
	T	M	81.5	95.2	106.4	104.6	99.3	84.4#	100.0	
		F	86.0	97.6	108.2	107.0	103.2	90.0	100.0	
	618.1	1A	M	82.6	98.0	108.0	106.9	103.9	87.7	100.0
			F	85.0	100.0	111.2	106.4	96.4	-	100.0
1B	M	91.8	102.1	101.0	105.7	108.7	-	100.0		
	F	89.1	101.5	104.4	106.0	103.6	103.5#	100.0		
2	M	47.0	71.1	-	103.8	99.6	-	71.8#		
	F	76.9	94.3	111.4	111.9	114.7	87.8#	100.0		
3	M	57.3	78.1	-	110.6	112.6	77.4	-		
	F	-	-	115.4#	92.3#	-	-	100.0#		
4	M	-	-	112.4#	94.3#	-	-	100.0#		
	F	-	-	97.7	108.8	100.0#	-	100.0#		
5	M	-	83.6#	99.4	110.3	97.6#	-	100.0		
	F	-	95.4	102.7	101.2	94.9#	-	100.0		
6	M	-	88.8	96.9#	103.9	115.8	-	100.0		
	F	-	84.0	101.9	102.3	99.8	-	100.0		
7	M	-	84.4	105.2	92.6#	109.7#	-	100.0		
	F	-	81.3	109.5	103.8#	-	-	100.0		
8	M	78.8	83.8	107.0	97.4	109.2#	-	100.0		
	F	86.7	83.5	108.6	105.4	100.1	-	100.0		
9	M	82.8	87.0	108.2	107.5	104.6	-	100.0		
	F	77.7	85.0	108.9	107.7	106.2	-	100.0		
10	M	90.6	89.7	111.6	107.8#	95.4	-	100.0		
	F	88.3	102.6	102.1	107.2	113.1	-	100.0		
11	M	58.2	81.3	103.2	107.3	108.9	-	100.0		
	F	80.3	81.3	113.2	116.1	103.7	-	100.0		
12	M	68.7	87.6	109.2	113.3	115.3	-	100.0		
	F	-	-	113.7	118.3	117.3	75.4#	100.0		
13	M	-	-	91.3	88.3	-	-	100.0#		
	F	-	-	90.5#	107.3#	100.5#	-	100.0		
14	M	-	75.4	102.3	105.6	107.1	-	100.0		
	F	-	97.8#	91.5	105.9	111.9#	-	100.0		
15	M	-	78.5	101.5	105.3	105.4	-	100.0		
	F	-	86.9	103.3	108.4	99.4	-	100.0		
16	M	-	89.5	96.2	107.3	114.3#	-	100.0		
	F	-	87.9	102.1	107.7	101.7	113.2#	100.0		
17	M	77.4	98.6	101.7	101.1	92.4	-	100.0		
	F	72.0	95.5	104.0	106.9	101.9	-	100.0		
18	M	76.8	100.4	106.3	104.2	96.9	-	100.0		
	F	82.6	97.2	106.7	108.8	95.3	94.6	100.0		
19	M	78.9	98.7	106.9	104.4	102.4	97.1	100.0		
	F	90.5	98.9	106.5	105.4	98.1	98.2	100.0		
20	M	87.8	88.6	102.9	105.7	105.3	-	100.0		
	F	88.8	99.5	104.6	105.0	102.2	101.2	100.0		
21	M	40.8	70.8	110.6	127.3#	109.7	89.2#	100.0		
	F	68.6	88.4	108.1	114.9	120.2	101.4#	100.0		
22	M	48.3	75.4	113.7	126.7#	114.7	94.4#	100.0		
	F	-	-	96.7	103.1#	106.9#	-	100.0		
23	M	-	-	98.7	104.0#	100.9#	-	100.0#		
	F	-	74.6#	97.0	101.0	125.3#	-	100.0		
24	M	-	73.9#	97.3	101.0	128.7#	-	100.0		
	F	-	83.1	104.3	97.3	92.7#	-	100.0		
25	M	-	83.7	92.4	115.5#	-	-	100.0		
	F	-	91.7	103.9	99.4	95.4#	-	100.0		
26	M	-	95.5	101.1	98.0	93.3	-	100.0		
	F	-	91.2	105.9	100.9	100.1#	-	100.0		
27	M	-	93.6	103.1	100.0	96.2	-	100.0		
	F	-	98.2	105.6	100.6	96.8	-	100.0		
28	M	80.7	97.1	106.3	109.8	105.7	-	100.0		
	F	75.7	97.8	106.4	105.4	101.9	100.5	100.0		
29	M	90.9	87.8	107.2	104.9	100.6	-	100.0		
	F	86.9	87.8	99.6	107.2	109.8	-	100.0		
30	M	88.9	88.1	105.5	104.7	104.6	-	100.0		
	F	43.5	70.8	110.2	111.4	123.3#	-	100.0		
31	M	67.6	88.4	109.3	116.9	108.7	103.6#	100.0		
	F	47.9	73.8	113.7	114.4	123.8	103.1#	100.0		

TAB.D8

INDEX OF MEAN GROSS  
MONTHLY PAY (CORRECTED)  
OF FULL-TIME FEMALE EMPLOYEES  
ACCORDING TO ACTIVITY,  
QUALIFICATION AND AGE  
(PAY OF FULL-TIME MALE EES.=100)

INDICE DE LA REMUNERATION  
MENSUELLE BRUTE CORRIGEE  
MOYENNE DES SALAIRES FEMININS  
A TEMPS PLEIN SELON L'ACTIVITE,  
LA QUALIFICATION ET L'AGE  
(REM. DES SAL. MASC. A TEMPS PLEIN = 100)

AGE (ANNEES REVOLUES)						TOG. ENS.	SEX E	QUALIFICATION	NACE	ACTIVITE
< 21	21 - 29	30 - 44	45 - 54	>= 55	(*)					
-	100.00	100.0	100.0	100.0	-	100.0	M	1A	618	PR. PHARM., MEDICAM., D'ENTRETIEN
-	85.70	-	-	-	-	85.70	F	1A	618	PR. PHARM., MEDICAM., D'ENTRETIEN
-	100.0	-	100.0	100.00	-	100.00	M	1B	-	PR. PHARM., MEDICAM., D'ENTRETIEN
-	92.70	39.3	83.8	76.40	-	54.3	F	1B	-	PR. PHARM., MEDICAM., D'ENTRETIEN
-	100.0	100.0	100.0	100.0	-	100.0	M	2	-	PR. PHARM., MEDICAM., D'ENTRETIEN
-	82.7	77.5	72.1	91.1	-	78.6	F	2	-	PR. PHARM., MEDICAM., D'ENTRETIEN
86.5	100.0	100.0	100.0	100.00	-	100.0	M	3	-	PR. PHARM., MEDICAM., D'ENTRETIEN
-	83.1	89.7	93.6	78.7	-	85.6	F	3	-	PR. PHARM., MEDICAM., D'ENTRETIEN
100.0	100.0	100.0	100.0	100.0	100.00	100.0	M	4	-	PR. PHARM., MEDICAM., D'ENTRETIEN
92.1	89.4	88.7	89.3	90.7	93.2	87.3	F	4	-	PR. PHARM., MEDICAM., D'ENTRETIEN
100.0	100.0	100.0	100.0	100.0	-	100.0	M	5	-	PR. PHARM., MEDICAM., D'ENTRETIEN
98.5	83.3	82.9	90.7	102.9	-	91.3	F	5	-	PR. PHARM., MEDICAM., D'ENTRETIEN
100.0	100.0	-	100.0	100.0	100.00	-	M	T	-	PR. PHARM., MEDICAM., D'ENTRETIEN
95.7	77.5	50.9	62.9	67.2	71.40	58.4	F	T	-	PR. PHARM., MEDICAM., D'ENTRETIEN
-	-	100.00	100.00	-	-	100.00	M	1A	618.1	PRODUITS PHARM.
-	-	100.0	100.0	100.00	-	100.0	M	1B	618.1	PRODUITS PHARM.
-	-	100.0	100.0	100.00	-	88.40	F	1B	618.1	PRODUITS PHARM.
-	100.0	100.0	100.0	100.00	-	100.0	M	2	618.1	PRODUITS PHARM.
-	67.0	89.30	73.9	87.8	-	71.9	F	2	618.1	PRODUITS PHARM.
-	100.0	100.0	100.00	100.00	-	100.0	M	3	618.1	PRODUITS PHARM.
-	83.9	90.2	97.20	-	-	86.7	F	3	618.1	PRODUITS PHARM.
100.0	100.0	100.0	100.0	100.0	-	100.0	M	4	618.1	PRODUITS PHARM.
93.0	88.5	85.0	87.0	89.2	-	85.3	F	4	618.1	PRODUITS PHARM.
100.0	100.0	100.0	100.00	100.0	-	100.0	M	5	618.1	PRODUITS PHARM.
103.3	91.1	81.0	88.0	105.0	-	88.5	F	5	618.1	PRODUITS PHARM.
100.0	100.0	100.0	100.0	100.0	-	100.0	M	T	618.1	PRODUITS PHARM.
92.4	78.7	64.6	65.4	74.5	-	67.0	F	T	618.1	PRODUITS PHARM.
-	-	100.0	100.0	100.0	-	100.00	M	1A	619	AUTRES COMMERCE DE GROS
-	-	63.80	56.80	73.30	-	64.4	F	1A	619	AUTRES COMMERCE DE GROS
-	100.0	100.0	100.0	100.0	-	100.0	M	1B	619	AUTRES COMMERCE DE GROS
-	99.80	68.7	77.0	80.30	-	76.8	F	1B	619	AUTRES COMMERCE DE GROS
-	100.0	100.0	100.0	100.0	-	100.0	M	2	619	AUTRES COMMERCE DE GROS
-	82.8	74.8	79.6	82.40	-	80.4	F	2	619	AUTRES COMMERCE DE GROS
107.0	100.0	100.0	100.0	100.0	-	100.0	M	3	619	AUTRES COMMERCE DE GROS
-	86.8	91.6	84.7	98.0	-	89.6	F	3	619	AUTRES COMMERCE DE GROS
100.0	100.0	100.0	100.0	100.0	100.0	100.0	M	4	619	AUTRES COMMERCE DE GROS
93.2	83.9	87.0	95.4	98.3	90.3	86.7	F	4	619	AUTRES COMMERCE DE GROS
100.0	100.0	100.0	100.0	100.0	100.0	100.0	M	5	619	AUTRES COMMERCE DE GROS
98.2	93.6	89.8	83.2	99.7	-	93.0	F	5	619	AUTRES COMMERCE DE GROS
100.0	100.0	100.0	100.00	100.0	100.00	100.0	M	T	619	AUTRES COMMERCE DE GROS
93.1	69.8	54.6	50.8	68.6	63.80	55.4	F	T	619	AUTRES COMMERCE DE GROS
-	-	100.0	100.00	100.00	-	100.0	M	1A	619.1/2	PAPIER, LIVRES, JOURNAUX
-	-	100.0	100.00	100.00	-	64.50	F	1A	619.1/2	PAPIER, LIVRES, JOURNAUX
-	100.00	100.0	100.0	100.00	-	100.0	M	1B	619.1/2	PAPIER, LIVRES, JOURNAUX
-	-	79.80	-	-	-	74.10	F	1B	619.1/2	PAPIER, LIVRES, JOURNAUX
-	100.0	100.0	100.0	100.00	-	100.0	M	2	619.1/2	PAPIER, LIVRES, JOURNAUX
-	69.1	66.1	91.30	-	-	76.9	F	2	619.1/2	PAPIER, LIVRES, JOURNAUX
-	100.0	100.0	100.0	100.0	-	100.0	M	3	619.1/2	PAPIER, LIVRES, JOURNAUX
-	83.1	91.2	89.6	93.30	-	87.8	F	3	619.1/2	PAPIER, LIVRES, JOURNAUX
96.8	100.0	100.0	100.0	100.0	-	100.0	M	4	619.1/2	PAPIER, LIVRES, JOURNAUX
-	66.0	87.5	84.9	95.0	-	87.0	F	4	619.1/2	PAPIER, LIVRES, JOURNAUX
100.0	100.0	100.0	100.0	100.0	-	100.0	M	5	619.1/2	PAPIER, LIVRES, JOURNAUX
93.3	86.9	88.9	89.8	95.1	-	87.1	F	5	619.1/2	PAPIER, LIVRES, JOURNAUX
100.0	100.0	100.0	100.0	100.00	-	100.0	M	T	619.1/2	PAPIER, LIVRES, JOURNAUX
87.4	78.2	55.8	59.8	49.6	51.50	58.2	F	T	619.1/2	PAPIER, LIVRES, JOURNAUX

TAB.D8

INDEX OF MEAN GROSS MONTHLY PAY (CORRECTED) OF FULL-TIME EMPLOYEES ACCORDING TO ACTIVITY, SEX, QUALIFICATION AND AGE

(PAY OF ALL FULL-TIME EES. = 100)

INDICE DE LA REMUNERATION MENSUELLE BRUTE CORRIGEE MOYENNE DES SALARIES A TEMPS PLEIN SELON L ACTIVITE, LE SEXE, LA QUALIFICATION ET L AGE

(REM. DE L ENS. DES SAL. A TEMPS PLEIN = 100)

ACTIVITY	NACE	QUALIFICATION	SEX	AGE (COMPLETED YEARS)						TOG. ENS.	
				< 21	21 - 29	30 - 44	45 - 54	>= 55	(*)		
WHOLESALE TRADE	61	1A	M	-	62.1	87.9	104.5	102.6	88.6#	100.0	
			F	-	-	82.1	97.5	110.6#	-	100.0	
		1B	M	-	62.9	87.9	104.1	102.5	91.7#	100.0	
			F	-	81.1	102.9#	103.1	102.0	105.0	100.0	
		2	M	64.1#	81.9	102.9#	104.2	98.2	-	100.0	
			F	-	88.3	105.3	103.2	100.6	105.6	100.0	
		3	M	63.8#	88.7	101.6	103.1	96.9	104.1	119.0#	100.0
			F	-	88.7	104.9	104.0	97.5	86.7	100.0	
		4	M	76.4	96.9	102.7	101.1	98.9	102.1	100.0	
			F	72.0	95.3	105.9	103.7	103.9	95.5	100.0	
		5	M	71.6	96.1	103.7	102.0	100.4	98.3	100.0	
			F	79.8	97.4	106.2	101.5	96.0	100.5	100.0	
	T	M	83.9	98.5	108.0	107.6	106.6	99.0	100.0		
		F	79.0	97.0	107.8	104.4	100.4	100.8	100.0		
	FOOD, DRINK, TOBACCO	641/642	1A	M	85.5	101.0	106.3	102.7	99.4	98.3	100.0
				F	92.3	101.3	103.7	103.6	104.1	95.1	100.0
			1B	M	87.3	100.8	107.6	103.5	101.0	97.2	100.0
				F	51.9	79.7	110.9	115.0	108.0	95.5	100.0
			2	M	72.6	92.4	112.6	114.2	119.3	101.5	100.0
				F	55.2	81.1	115.8	117.6	112.5	97.3	100.0
			3	M	-	58.4#	107.2#	104.5#	101.6#	-	100.0#
				F	-	-	-	-	-	-	100.0#
			4	M	-	58.2#	105.2#	105.2#	102.3#	-	100.0
				F	-	88.8	100.2	106.5	97.6	-	100.0
5			M	-	-	98.5	102.9	-	-	100.0	
			F	-	-	91.0	99.9	105.6	96.5	-	100.0
T	M	-	89.9	107.3	99.8	97.1	90.3#	100.0			
	F	-	90.9	103.4	102.9	98.8#	-	100.0			
3	M	82.0	81.7	106.2	99.8	95.5	80.5#	100.0			
	F	83.7	84.5	105.1	100.5	101.6	-	100.0			
4	M	79.2	96.7	100.5	103.8	101.9	-	100.0			
	F	78.2	97.1	103.8	99.8	100.1	84.3#	100.0			
5	M	91.3	101.0	107.7	100.5	94.7	110.5	100.0			
	F	83.9	99.3	102.6	103.2	106.1	109.3	100.0			
T	M	87.9	100.2	105.5	101.8	102.4	111.2	100.0			
	F	93.3	102.9	112.3	104.8	97.0	105.9	100.0			
DISPENSING CHEMISTS	643	1A	M	91.5	100.5	104.0	104.6	103.6	97.8	100.0	
			F	60.2	89.5	116.3	109.3	97.0	93.5	100.0	
1B		M	84.2	95.8	107.6	108.0	109.1	98.2	100.0		
		F	69.1	91.9	115.1	109.7	104.9	95.9	100.0		
2		M	-	-	100.6#	-	-	-	100.0#		
		F	-	86.4#	119.8#	-	-	-	100.0#		
3		M	-	100.7#	107.3#	99.3#	86.9#	-	100.0		
		F	-	89.1	112.2#	-	-	-	100.0		
4		M	-	91.9	109.3	101.2	95.1	-	100.0		
		F	-	86.3#	98.3	113.3	97.5#	-	100.0		
5		M	-	85.2#	98.9#	-	-	-	100.0#		
		F	-	84.3#	93.2	123.0#	96.5#	-	100.0		
T	M	-	89.8	101.6	102.1	117.0#	-	100.0			
	F	-	95.1	109.9	105.8	97.9	-	100.0			
MEDICAL GOODS, COSMETICS, CLEANING MAT.	644	1A	M	-	92.4	106.6	105.9	111.5#	-	100.0	
			F	-	91.0	94.5	110.0#	109.7#	-	100.0	
1B		M	92.8	97.8	105.0	102.4	96.3	-	100.0		
		F	90.0	96.1	103.0	102.4	103.8	-	100.0		
2		M	96.3	101.6	104.1	97.3	98.6	-	100.0		
		F	97.1	100.8	102.6	99.5	99.5	-	100.0		
3		M	48.5#	89.2	108.2	118.7#	87.5	-	100.0		
		F	68.0	96.4	116.3	106.0	90.3	-	100.0		
4		M	58.9	90.7	114.7	112.4	93.2	-	100.0		
		F	-	-	90.9#	-	85.1#	-	100.0#		
5		M	-	-	93.1#	-	84.1#	-	100.0#		
		F	-	73.7	109.8	95.8#	-	-	100.0		
T	M	-	-	106.1#	-	89.5	-	100.0			
	F	-	77.6	110.8	98.7#	83.5#	-	100.0			
6	M	-	86.7	110.1	100.5	98.1#	-	100.0			
	F	-	93.6	104.1	98.3	98.5#	-	100.0			
7	M	-	90.5	107.2	97.9	98.6#	-	100.0			
	F	-	103.6	94.5	101.8	-	-	100.0			
8	M	72.3#	99.2	105.5	99.1	88.2	-	100.0			
	F	71.3#	102.2	100.7	101.1	100.3	-	100.0			
9	M	84.1	99.0	109.5	98.0	89.1	-	100.0			
	F	78.8	104.6	106.7	100.0	111.8	81.3	100.0			
10	M	78.0	102.3	108.6	98.6	101.2	81.2	100.0			
	F	90.7#	109.9	111.4	101.6	91.4	-	100.0			
11	M	87.8	102.7	106.0	111.5	94.0	-	100.0			
	F	88.8	104.0	107.2	108.0	94.6	-	100.0			
12	M	47.6	79.1	119.5	118.1#	95.5#	-	100.0			
	F	65.0	82.9	114.0	108.3	112.8	-	100.0			
								100.0			
								100.0			



INDEX OF MEAN GROSS  
MONTHLY PAY (CORRECTED)  
OF FULL-TIME FEMALE EMPLOYEES  
ACCORDING TO ACTIVITY,  
QUALIFICATION AND AGE  
(PAY OF FULL-TIME MALE EES. = 100)

INDICE DE LA REMUNERATION  
MENSUELLE BRUTE CORRIGEE  
MOYENNE DES SALAIRES FEMININS  
A TEMPS PLEIN SELON L'ACTIVITE,  
LA QUALIFICATION ET L'AGE  
(REM. DES SAL. MASC. A TEMPS PLEIN = 100)

AGE (ANNEES REVOLUES)						TOG. ENS.	SEX E	QUALIFICATION	RACE	ACTIVITE
< 21	21-29	30-44	45-54	>= 55	(*)					
-	100.0	100.0	100.0	100.0	100.00	100.0	M	1A	61	COMMERCE DE GROS
-	-	68.0	76.6	88.60	-	82.1	F			
-	100.0	100.00	100.0	100.0	100.0	100.0	M	1B		
-	87.0	77.1	79.7	75.0	-	78.9	F			
100.00	100.0	100.0	100.0	100.0	100.0	100.0	M	2		
-	87.5	83.0	85.0	82.4	100.40	86.0	F			
100.0	100.0	100.0	100.0	100.0	100.0	100.0	M	3		
86.0	90.3	94.7	94.2	96.5	-	91.9	F			
100.0	100.0	100.0	100.0	100.0	100.0	100.0	M	4		
90.0	87.3	87.0	91.5	97.6	-	86.3	F			
100.0	100.0	100.0	100.0	100.0	100.0	100.0	M	5		
83.2	86.6	82.7	87.0	91.3	-	86.3	F			
100.0	100.0	100.0	100.0	100.0	100.0	100.0	M	T		
83.0	77.2	67.6	66.1	73.5	70.7	66.6	F			
-	100.00	100.00	100.00	100.00	-	100.0	M	1A	641/642	PR. ALIMENTAIRES, BOISSONS, TABAC
-	-	-	-	-	-	83.20	F			
-	100.0	100.0	100.0	100.0	-	100.0	M	1B		
-	-	80.5	79.2	-	-	81.9	F			
-	100.0	100.0	100.0	100.0	100.00	100.0	M	2		
-	74.4	70.9	75.0	74.00	-	73.6	F			
100.0	100.0	100.0	100.0	100.0	-	100.0	M	3		
77.0	78.0	72.9	78.7	78.5	-	76.2	F			
100.0	100.0	100.0	100.0	100.0	100.0	100.0	M	4		
90.0	76.3	73.9	78.6	86.0	-	77.5	F			
100.0	100.0	100.0	100.0	100.0	100.0	100.0	M	5		
91.9	84.5	80.1	88.4	92.7	-	86.5	F			
100.0	100.0	100.0	100.0	100.0	100.0	100.0	M	T		
90.5	89.3	59.9	64.0	72.0	86.0	64.7	F			
-	-	100.00	-	-	-	100.00	M	1A	643	PHARMACIES
-	-	-	-	-	-	79.00	F			
-	100.00	100.00	100.00	100.00	-	100.0	M	1B		
-	82.6	97.70	-	-	-	93.4	F			
-	100.00	100.0	100.0	100.00	-	100.0	M	2		
-	87.70	88.40	-	-	-	86.80	F			
-	100.0	100.0	100.0	100.00	-	100.0	M	3		
-	87.5	89.4	85.6	89.2	-	82.7	F			
72.0	100.0	100.0	100.00	100.00	-	100.0	M	4		
-	80.7	83.6	78.0	66.0	-	75.2	F			
93.5	105.8	104.0	86.6	98.7	-	97.0	F			
100.00	100.0	100.0	100.00	100.0	-	100.0	M	T		
83.4	72.0	71.7	60.5	68.0	-	66.7	F			
-	-	100.00	-	100.00	-	100.00	M	1A	644	ART. MEDICAUX, PRODUITS D'ENTRETIEN
-	-	-	-	-	-	69.40	F			
-	100.0	100.0	100.00	-	-	100.0	M	1B		
-	-	70.00	-	65.2	-	73.1	F			
-	100.0	100.0	100.0	100.00	-	100.0	M	2		
-	81.1	71.1	73.0	75.50	-	75.2	F			
75.00	100.0	100.0	100.0	74.5	-	86.9	M	3		
-	83.2	97.0	84.6	-	-	86.9	F			
100.0	100.0	100.0	100.0	100.0	83.0	100.0	M	4		
80.7	97.7	90.1	94.4	116.0	-	92.5	F			
100.00	100.0	100.0	100.0	100.0	-	100.0	M	5		
89.5	80.5	80.1	101.7	95.2	-	92.6	F			
100.0	100.0	100.0	100.00	100.00	-	100.0	M	T		
80.0	77.2	62.0	60.3	77.7	-	65.0	F			

TAB.D8

INDEX OF MEAN GROSS  
MONTHLY PAY (CORRECTED)  
OF FULL-TIME EMPLOYEES  
ACCORDING TO ACTIVITY, SEX,  
QUALIFICATION AND AGE  
(PAY OF ALL FULL-TIME EES.=100)

INDICE DE LA REMUNERATION  
MENSUELLE BRUTE CORRIGEE  
MOYENNE DES SALAIRES  
A TEMPS PLEIN SELON L ACTIVITE, LE SEXE,  
LA QUALIFICATION ET L AGE  
(REM. DE L ENS. DES SAL. A TEMPS PLEIN = 100)

ACTIVITY	NACE	O U A L I F I C A T I O N	S E X	AGE (COMPLETED YEARS)							
				< 21	21 29	30 44	45 54	>= 55	(*)	TOT. ENS.	
CLOTHING	645	1A	M	-	-	96.5	102.7#	101.8#	-	100.0	
			F	-	-	96.7#	-	110.3#	-	100.0#	
		1B	M	-	95.1#	104.8#	95.1	98.9	-	100.0	
			F	-	108.8#	98.8	96.8	101.6#	-	100.0	
		2	M	-	98.9	105.1	94.8	97.6	-	100.0	
			F	-	83.0	105.1	110.1#	93.9#	-	100.0	
		3	M	68.8	101.4	107.1	98.6	90.2	-	100.0	
			F	75.1	94.5	106.3	101.8	98.9	-	100.0	
		4	M	71.6	97.3	106.4	100.7	95.7	-	100.0	
			F	75.0	100.8	106.8	102.4	93.9	-	100.0	
		5	M	85.5	98.6	104.1	104.8	101.5	95.3	100.0	
			F	82.7	99.6	105.3	103.9	99.7	93.1	100.0	
	T	M	80.4	103.5	98.2	101.1	-	-	100.0#		
		F	91.1	102.6	104.6	103.7	103.4	104.2#	100.0		
	FOOTWEAR, LEATHER GOODS	646	1A	M	-	-	94.2	103.4	121.4#	-	100.0
				F	-	-	-	-	-	-	100.0
			1B	M	-	85.3	99.6	97.0	118.3#	-	100.0
				F	-	79.9#	99.6	112.8	103.6	-	100.0
			2	M	-	86.3	100.0	116.3	93.4	-	100.0
				F	-	88.7	103.9	113.3	97.0	-	100.0
			3	M	-	86.4	105.5	104.3	96.2	-	100.0
				F	-	88.1	104.7	108.1	96.4	-	100.0
			4	M	75.0	97.2	104.8	102.2	98.4	-	100.0
				F	79.4	97.7	105.1	104.0	98.4	-	100.0
5			M	81.5	101.5	122.2	103.3	99.0	-	100.0	
			F	81.3	100.5	110.4	111.9	114.4	108.6#	100.0	
T	M	83.5	100.6	111.6	110.7	111.3	109.8#	100.0			
	F	88.9	105.1	118.4	115.7#	105.7	-	100.0			
FURN. FABRICS, HOUSEHOLD TEXTILES	647	1A	M	-	-	122.3	135.1	135.7	102.7#	100.0	
			F	59.1	84.6	99.4#	88.2#	123.7#	-	100.0#	
		1B	M	-	-	101.0#	89.0#	115.3#	-	100.0	
			F	-	83.3#	97.8	97.1#	124.9#	-	100.0	
		2	M	-	83.3#	98.1	94.4	124.3#	-	100.0	
			F	-	84.5	104.0	110.4#	-	-	100.0	
		3	M	-	84.8#	111.3	93.9	-	-	100.0	
			F	-	85.0	103.5	98.7	105.9#	-	100.0	
		4	M	-	83.6	103.5	99.5	-	-	100.0	
			F	-	84.9	109.0	104.0	-	-	100.0	
		5	M	72.6	92.8	106.3	105.0	92.0#	-	100.0	
			F	82.8	101.4	105.6	98.0	95.8#	-	100.0	
T	M	77.6	96.8	104.3	104.6	103.5	-	100.0			
	F	98.6#	100.0	105.2	101.2	97.6	123.3	100.0			
HOUSEHOLD FITMENTS, APPLIANCES	648/649	1A	M	-	-	110.5	103.6	104.4	-	100.0	
			F	-	73.5#	102.9	95.0#	102.4#	-	100.0#	
		1B	M	-	73.5#	102.9	95.4	105.2#	-	100.0	
			F	-	99.8#	105.4	93.1	89.4	-	100.0	
		2	M	-	101.3#	105.4	102.3#	88.0	-	100.0	
			F	-	93.4	103.1	104.1	88.1	-	100.0	
		3	M	61.6#	95.1	103.5	87.5	100.7#	-	100.0	
			F	70.4#	94.3	103.7	100.7	95.6	-	100.0	
		4	M	72.5	91.4	104.7	100.7	103.5	-	100.0	
			F	79.2	93.2	105.5	102.6	107.4	97.8#	100.0	
		5	M	69.2	98.1	106.7	103.3	94.7	102.5	100.0	
			F	83.7	99.3	110.8	101.1	103.5	93.1#	100.0	
T	M	77.9	98.6	108.4	103.1	97.4	97.7	100.0			
	F	86.9	103.7	112.9	105.2	97.7	93.7	100.0			
T	M	92.7	99.8	103.6	106.1	103.6	-	100.0			
	F	89.3	102.7	107.5	104.5	100.6	95.6	100.0			
T	M	57.5	84.8	113.2	116.6	111.0	86.9#	100.0			
	F	72.1	91.0	115.5	110.3	115.3	88.5#	100.0			
T	M	60.3	86.4	115.0	115.3	112.6	86.6#	100.0			
	F	-	-	-	-	-	-	100.0			

TAB.D8

INDEX OF MEAN GROSS  
MONTHLY PAY (CORRECTED)  
OF FULL-TIME FEMALE EMPLOYEES  
ACCORDING TO ACTIVITY,  
QUALIFICATION AND AGE  
(PAY OF FULL-TIME MALE EES. = 100)

INDICE DE LA REMUNERATION  
MENSUELLE BRUTE CORRIGEE  
MOYENNE DES SALAIRES FEMININS  
A TEMPS PLEIN SELON L'ACTIVITE,  
LA QUALIFICATION ET L'AGE  
(REM. DES SAL. MASC. A TEMPS PLEIN = 100)

AGE (ANNEES REVOLUES)							SEX	QUALIFICATION	NACE	ACTIVITE
< 21	21-29	30-43	44-53	54-59	60+	TOT. EMS.				
-	-	100.0 88.58	100.08	100.08 95.78	-	100.0 88.38	M F	1A	645	ARTICLES D'HABILLEMENT
-	100.08 94.88	100.08 78.1	100.0 84.3	100.0 85.18	-	100.0 82.8	M F	1B		
-	100.0 74.1	100.0 66.4	100.08 82.1	100.08 79.88	-	100.0 68.7	M F	2		
100.0 88.8	100.0 78.5	100.0 81.6	100.0 84.8	100.0 90.1	-	100.0 82.1	M F	3		
100.0 81.4	100.0 78.4	100.0 78.1	100.0 82.0	100.0 86.6	86.6	100.0 80.1	M F	4		
100.0 93.8	100.0 81.4	100.0 87.5	100.0 84.3	-	119.58	100.08 82.1	M F	5		
100.0 81.8	100.0 65.8	100.0 53.1	100.0 51.4	100.0 59.0	36.3	100.0 54.4	M F	T		
-	-	100.0	100.0	100.08	-	100.0	M F	1A	646	CHAUSSURES, MAROQUINERIE
-	100.0 78.28	100.0 83.3	100.0 86.8	100.0 75.3	-	100.0 83.4	M F	1B		
-	100.0 89.8	100.0 82.9	100.08 84.8	100.08 88.8	-	100.0 91.5	M F	2		
-	100.0 84.8	100.0 93.2	100.0 84.8	100.0 96.8	-	100.0 97.4	M F	3		
100.0 100.8	100.0 87.3	100.0 88.7	100.0 106.3	100.0 113.5	81.08	100.0 88.2	M F	4		
100.0 104.2	100.0 102.2	100.0 105.8	100.08 93.1	100.0 100.7	0.08	100.0 97.9	M F	5		
100.0 101.8	100.0 73.7	100.0 59.5	100.0 52.2	100.08 65.4	60.48	100.0 57.5	M F	T		
-	-	100.08	100.08	100.08	-	100.08 82.2	M F	1A	647	TISSUS D'AMEMBLEMENT
-	100.08	100.0	100.08	100.08	-	100.0 87.1	M F	1B		
-	100.0 75.18	100.0	100.08 63.8	-	-	100.0 74.8	M F	2		
-	100.0 77.8	100.0 80.7	100.0 80.1	-	-	100.0 76.7	M F	3		
100.0 88.8	100.0 74.2	100.0 78.7	100.0 82.8	100.08 83.8	-	100.0 77.7	M F	4		
100.08 79.2	100.0 85.4	100.0 77.8	100.0 83.4	100.0 102.8	-	100.0 82.7	M F	5		
100.0 88.8	100.0 80.1	100.0 80.8	100.0 58.4	100.08 45.7	100.08	100.0 58.4	M F	T		
-	100.08	100.0	100.0 58.38	100.08 57.48	-	100.0 60.68	M F	1A	648/649	EQUIPEMENT DU FOYER
-	100.08	100.0 85.1	100.0 94.88	100.0 84.8	-	100.0 86.2	M F	1B		
-	100.0 87.28	100.0 91.8	100.0 74.7	100.0 92.88	-	100.0 88.8	M F	2		
100.08 81.8	100.0 86.4	100.0 90.2	100.0 94.8	100.0 100.28	-	100.0 88.2	M F	3		
100.0 88.8	100.0 85.8	100.0 87.1	100.0 82.2	100.0 91.7	100.0 78.28	100.0 83.8	M F	4		
100.0 93.1	100.0 84.8	100.0 80.1	100.0 88.2	100.0 92.7	-	100.0 87.4	M F	5		
100.0 82.8	100.0 78.5	100.0 75.5	100.0 78.1	100.0 78.8	100.08 75.48	100.0 74.1	M F	T		

TAB.D8

INDEX OF MEAN GROSS MONTHLY PAY (CORRECTED) OF FULL-TIME EMPLOYEES ACCORDING TO ACTIVITY, SEX, QUALIFICATION AND AGE (PAY OF ALL FULL-TIME EES. = 100)

INDICE DE LA REMUNERATION MENSUELLE BRUTE CORRIGEE MOYENNE DES SALARIES A TEMPS PLEIN SELON L ACTIVITE, LE SEXE, LA QUALIFICATION ET L AGE (REM. DE L ENS. DES SAL. A TEMPS PLEIN = 100)

ACTIVITY	NACE	QUALIFICATION	SEX	AGE (COMPLETED YEARS)							
				< 21	21-29	30-44	45-54	>= 55	(*)	TOT. ENS.	
BOOKS, NEWSPPRS., STATIONERY, OFFICE SUPPS.	653	1A	M	-	-	97.1	108.8	94.2	-	100.0	
			F	-	-	85.7#	97.9#	116.1#	-	100.0#	
		1B	M	-	82.2	102.1	108.1	103.9	-	100.0	
			F	-	85.2#	100.7	99.6	113.6#	-	100.0	
		2	M	57.8	94.3	112.8#	99.3	96.4#	82.4#	100.0	
			F	52.3#	99.5	107.0	99.0	86.6#	-	100.0	
		3	M	55.2	96.7	109.8	98.9	91.9	104.0#	100.0	
			F	-	93.9	107.5	106.4	95.1	-	100.0	
		4	M	76.5#	97.6	100.9	104.0	102.1	-	100.0	
			F	83.5	96.0	104.2	104.0	99.2	-	100.0	
		5	M	87.2	97.9	107.9	108.5	91.7	-	100.0	
			F	84.8	97.7	106.3	103.9	106.9	87.3#	100.0	
	T	M	83.6	97.7	107.4	105.3	100.5	87.7	100.0		
		F	90.4	101.5	113.0	106.8	102.2	-	100.0		
	OTHER RETAIL DISTRIBUTION	654/655	1A	M	87.3	101.1	104.4	111.3	108.2	-	100.0
				F	50.2	101.9	105.5	110.2	107.1	-	100.0
			1B	M	62.3	81.0	116.3	125.1	105.9	101.1#	100.0
				F	54.2	86.4	116.2	109.7	111.0	107.6#	100.0
			2	M	-	-	98.4	98.2#	109.0#	-	100.0
				F	-	-	98.4	102.2#	109.0#	-	100.0#
			3	M	-	92.0#	100.0	99.9	105.8#	-	100.0
				F	-	98.9#	100.5	109.3#	105.6	-	100.0
			4	M	-	93.2	99.6	102.2	104.1	-	100.0
				F	-	88.4	105.4	105.5	90.8#	-	100.0
5			M	-	95.4#	106.1	100.6	86.7#	-	100.0	
			F	-	90.6	106.1	101.9	89.4#	-	100.0	
VARIOUS NON-FOOD PRODUCTS	656	1A	M	-	-	99.0#	97.6#	101.5#	-	100.0	
			F	-	-	98.8#	98.3#	101.4#	-	100.0	
		1B	M	-	83.7	102.0	107.2	91.2	-	100.0	
			F	-	89.2	101.4	98.4	102.4	-	100.0	
		2	M	-	86.4	102.7	102.4	94.7	-	100.0	
			F	-	91.9	101.7	105.2	100.2#	-	100.0	
		3	M	76.4	96.6	100.7	103.8	95.7	-	100.0	
			F	89.3	96.3	103.9	100.4	105.5	-	100.0	
		4	M	65.0	95.7	103.1	101.2	101.4	-	100.0	
			F	83.4	96.4	102.8	101.4	102.4	-	100.0	
		5	M	89.0	97.1	103.7	102.6	101.5	-	100.0	
			F	85.8	97.8	102.7	102.7	104.4	100.4	100.0	
T	M	82.3	97.8	102.9	102.5	105.3	95.2	100.0			
	F	91.7	98.8	113.1	104.5	100.2	-	100.0			
RETAIL TRADE	64/653-656	1A	M	89.1	98.7	102.1	104.1	107.0	-	100.0	
			F	55.8	98.4	104.4	103.9	106.3	94.8	100.0	
		1B	M	77.4	82.5	115.6	108.4	98.0	-	100.0	
			F	68.1	90.9	109.5	105.1	105.6	118.0#	100.0	
		2	M	-	87.1	113.2	106.4	104.9	107.5#	100.0	
			F	-	72.2#	100.3	102.4	103.9	-	100.0	
		3	M	-	63.4#	101.7	95.6	107.3#	-	100.0	
			F	-	72.1	100.5	102.3	103.4	-	100.0	
		4	M	-	89.9	102.3	102.9	95.5	87.3#	100.0	
			F	-	92.3	101.0	100.7	99.5	108.5#	100.0	
		5	M	-	91.6	102.5	101.8	95.0	92.2	100.0	
			F	67.8	91.0	105.5	101.8	98.4	96.4#	100.0	
T	M	75.9	98.1	102.3	99.6	96.6	-	100.0			
	F	68.9	93.9	104.4	100.7	96.2	96.4#	100.0			
3	M	75.7	95.2	105.0	100.4	101.0	98.3	100.0			
	F	82.0	96.3	102.7	102.3	101.5	94.1	100.0			
4	M	77.0	96.6	104.3	100.4	100.1	92.8	100.0			
	F	78.6	99.7	107.0	101.4	95.2	105.2	100.0			
5	M	88.6	99.3	103.8	102.8	104.3	101.9	100.0			
	F	82.7	100.0	105.9	101.6	100.7	102.8	100.0			
T	M	86.8	102.6	111.4	104.7	99.1	98.1	100.0			
	F	92.3	100.4	103.9	104.9	105.1	99.0	100.0			
T	M	90.3	101.0	105.5	104.8	104.4	100.0	100.0			
	F	56.6	85.5	114.7	112.4	104.4	97.4	100.0			
T	M	77.8	93.7	109.9	107.6	111.9	103.2	100.0			
	F	64.8	89.0	114.7	110.7	109.5	99.0	100.0			

TAB.D8

INDEX OF MEAN GROSS  
MONTHLY PAY (CORRECTED)  
OF FULL-TIME FEMALE EMPLOYEES  
ACCORDING TO ACTIVITY,  
QUALIFICATION AND AGE  
(PAY OF FULL-TIME MALE EES.=100)

INDICE DE LA REMUNERATION  
MENSUELLE BRUTE CORRIGEE  
MOYENNE DES SALAIRES FEMININS  
A TEMPS PLEIN SELON L'ACTIVITE,  
LA QUALIFICATION ET L'AGE  
(REM. DES SAL. MASC. A TEMPS PLEIN = 100)

AGE (ANNEES REVOLUES)							SEX	QUALIFICATION	NACE	ACTIVITE
< 21	21 - 29	30 - 44	45 - 54	>= 55	(*)	TOT. ENS.				
-	-	100.0 72.28	100.0 73.58	100.0 100.00	-	100.0 81.00	M F	1A	653	LIVRES, JOURN., PAPIER, EQ. BUREAU
-	100.0 77.78	100.0 73.8	100.0 69.1	100.0 81.00	-	100.0 74.8	M F	1B		
100.0 82.88	100.0 86.4	100.0 86.6	100.0 91.1	100.0 82.18	100.00	100.0 91.4	M F	2		
-	100.0 85.8	100.0 86.5	100.0 90.1	100.0 98.8	-	100.0 92.2	M F	3		
100.0 83.3	100.0 88.3	100.0 87.8	100.0 85.4	100.0 104.8	88.68	100.0 89.3	M F	4		
100.0 84.1	100.0 86.8	100.0 88.4	100.0 90.7	100.0 92.1	-	100.0 87.0	M F	5		
100.0 86.3	100.0 78.8	100.0 68.5	100.0 81.8	100.0 73.8	100.00	100.0 69.6	M F	T		
-	-	100.0	100.00 75.28	100.00	-	100.0 73.00	M F	1A	654/655	AUTRES COMMERCE DE DETAIL
-	100.00	100.0 87.00	100.0 95.68	100.0	-	100.0 87.8	M F	1B		
-	100.0 81.00	100.0 84.8	100.0 88.4	100.0 88.68	-	100.0 84.3	M F	2		
-	100.0 83.3	100.0 84.8	100.0 87.2	100.0 87.3	-	100.0 85.3	M F	3		
100.0 88.7	100.0 81.8	100.0 85.7	100.0 88.7	100.0 91.2	85.78	100.0 84.7	M F	4		
100.0 84.3	100.0 86.8	100.0 88.7	100.0 91.8	100.0 102.8	107.2	100.0 88.6	M F	5		
100.0 82.1	100.0 77.8	100.0 78.4	100.0 68.6	100.0 69.2	69.7	100.0 69.9	M F	T		
-	-	100.00	100.00	100.00	-	100.0 88.78	M F	1A	656	PRODUITS DIVERS NON ALIMENT.
-	100.0 88.2	100.0 88.3	100.0 74.1	100.0 90.7	-	100.0 88.8	M F	1B		
-	100.0 83.2	100.0 78.5	100.0 77.7	100.0 73.2	-	100.0 78.8	M F	2		
100.0 88.1	100.0 83.4	100.0 83.2	100.0 84.5	100.0 88.8	-	100.0 83.8	M F	3		
100.0 86.8	100.0 81.8	100.0 88.8	100.0 81.4	100.0 83.6	88.1	100.0 81.3	M F	4		
100.0 87.8	100.0 87.8	100.0 78.2	100.0 87.3	100.0 93.8	-	100.0 87.7	M F	5		
100.0 84.3	100.0 74.8	100.0 64.4	100.0 65.8	100.0 73.3	88.18	100.0 68.8	M F	T		
-	100.00 78.88	100.0 88.8	100.0 74.4	100.0 82.38	-	100.0 78.7	M F	1A	64/653- 656	COMMERCE DE DETAIL
-	100.0 83.4	100.0 88.2	100.0 78.4	100.0 84.8	100.00 101.00	100.0 81.2	M F	1B		
100.0 88.3	100.0 88.1	100.0 77.3	100.0 78.1	100.0 78.4	100.00	100.0 78.8	M F	2		
100.0 87.3	100.0 81.8	100.0 78.8	100.0 82.2	100.0 81.1	77.1	100.0 88.8	M F	3		
100.0 88.8	100.0 78.3	100.0 77.3	100.0 88.7	100.0 87.2	100.0	100.0 78.6	M F	4		
100.0 82.4	100.0 85.8	100.0 81.1	100.0 87.1	100.0 92.1	87.8	100.0 86.8	M F	5		
100.0 88.8	100.0 72.4	100.0 83.3	100.0 63.2	100.0 78.8	78.8	100.0 88.1	M F	T		

TAB.D9

GROSS MONTHLY PAY(CORRECTED)  
OF FULL-TIME EMPLOYEES :  
MEAN(M) AND COEFFICIENT OF  
VARIATION(CV) ACCORDING TO  
ACTIVITY,SEX , QUALIFICATION AND  
LENGTH OF SERVICE IN ENTERPRISE

ACTIVITY	WAGE	Q U A L I F I C A T I O N	S E X	LENGTH OF SERVICE IN ENTERPRISE (COMPLETED YEARS)						TOG. ENS.	
				< 2	2 - 4	5 - 9	10 - 19	>= 20	(°)		
AGRIC. PRIMARY PROD., LIVE- STOCK, TEXT.	611	1A	M	8518#	8067#	7793#	8903	9095#	7847#	8536	
			F	-	-	-	-	-	-	-	
		1B	M	8518#	7914#	7798#	8843	9019#	7931#	8488	
			F	5059	5515	5054	5734	6089	5320#	5512	
		2	M	4918	5377	4920	5645	6040	5294	5416	
			F	3321	3352	3597	3813	3558	3449#	3539	
		3	M	3283	3354	3002#	3063#	3529#	3196	3203	
			F	2352	2449	3548	3762	3550	3404	3508	
		4	M	2133	2145	2227	2271	2548	2233	2212	
			F	2297	2379	2436	2446	2546	2267	2386	
		5	M	1971	2109	2150	2147	2172	1950	2079	
			F	1644	1702	1845	1971	2033	1609	1744	
	T	M	1854	1962	2071	2114	2139	1891	1981		
		F	1644	1822	1874	1953	1824	1552	1762		
	FUELS, ORES, INDUSTRIAL CHEMICALS	612	1A	M	9918#	10548#	9276	11095	11500	7847#	10889
				F	-	-	-	-	-	-	-
			1B	M	9423#	10548#	9276	10957	11510	6109#	10809
				F	5174	5477	6020	6447	6433	6109#	6038
			2	M	4889#	3984#	4658#	4771#	4837#	4686	4686
				F	5154	5391	5954	6291	6296	6109#	5938
			3	M	3671	3740	3874	4017	4217	4442#	3911
				F	3006#	3042#	3597	3740	4020	4020	3637
			4	M	3633	3676	3839	3980	4177	4410#	3877
				F	2571	2682	2896	3073	3454	2825	2884
5			M	2421	2497	2624	2869	3231	2922	2682	
			F	2532	2625	2812	3015	3380	2922	2826	
T	M	2117	2290	2330	2508	2551	2119	2315			
	F	1934	2066	2206	2425	2429	1811	2126			
TIMBER, BUILDING MATERIALS	613	1A	M	6631#	7219#	8716#	9001	8396	8436#	8471	
			F	-	-	-	-	-	-	-	
		1B	M	6647#	7279#	8472#	9018	8346	8968#	8411	
			F	4430	4548	5039	5400	5365	4877#	4961	
		2	M	4416	4564	5019	5270	5359	4573#	4935	
			F	2857	3027	3546	3592	3542	4210#	3315	
		3	M	2618#	2607	2932	3301#	3675#	3087	3087	
			F	2844	2992	3488	3549	3556	4171#	3293	
		4	M	2325	2501	2507	2598	2584	2466	2485	
			F	2063	2235	2356	2580	2701	2510	2328	
		5	M	2275	2443	2478	2595	2613	2510	2453	
			F	1988	2098	2284	2231	2165	1980	2112	
	T	M	1641	1777	1868	2153	2341	1751	1810		
		F	1879	1987	2143	2216	2188	1935	2029		
	MACHINERY, EQUIPMENTS, VEHICLES	614	1A	M	7601#	8170	8876	8697	9004	8185#	8626
				F	-	-	-	-	-	-	-
			1B	M	7428#	8514	8400	8548	8980	7876#	8534
				F	4830	5203	5783	5981	5997	5875#	5546
			2	M	3864	4800	4211	4530	4620	4489	4489
				F	4777	5180	5683	5856	5783	6030#	5466
			3	M	3189	3849	4115	4234	4106	4558#	3882
				F	2962	3425	3473	3401	3431	3386	3386
			4	M	3179	3823	4054	4133	4010	4426#	3839
				F	2516	2648	2743	2765	2847	2433	2665
5			M	2522#	2447	2525	2634	2613	2250	2525	
			F	2517	2588	2884	2729	2771	2389	2626	
T	M	1970	2136	2216	2299	2325	2077	2129			
	F	1718	1877	1897	2158	2138	1796	1875			
MACHINERY, EQUIPMENTS, VEHICLES	614	1A	M	1887	2052	2140	2262	2269	1993	2048	
			F	1687	1783	1866	1954	2105	1643#	1778	
		2	M	1542	1626	1705	1895	1963	1498	1628	
			F	1643	1731	1873	1932	2062	1566	1729	
		3	M	2508	3038	3578	4023	4649	3813	3297	
			F	1872	2150	2384	2711	3202	2328#	2250	
		4	M	2342	2820	3317	3766	4345	3465	3052	
			F	-	-	-	-	-	-	-	

TAB.D9

REMUNERATION MENSUELLE BRUTE  
CORRIGEE DES SALAIRES A TEMPS PLEIN:  
MOYENNE(M) ET COEFFICIENT DE VARIATION  
(CV) SELON L ACTIVITE, LE SEXE , LA  
QUALIFICATION ET L ANCIENNETE DANS  
L ENTREPRISE

CV

ANCIENNETE DANS L ENTREPRISE (ANNEES REVOLUES)							SEXE	QUALIFICATION	RACE	ACTIVITE			
< 2	2 - 4	5 - 9	10 - 19	>= 20	(%)	TOT. ENS.							
35.30	37.40	45.70	47.4	51.20	35.00	40.0	M	1A	611	MAT. PREM. AGR., ANIMAUX, TEXTILES			
35.30	38.70	45.40	48.8	51.50	34.40	46.4	F	1B					
36.0	40.1	34.3	33.0	41.1	47.30	38.5	M	2					
37.7	39.0	37.4	35.5	41.4	46.7	42.8	F	3					
36.7	40.3	37.4	39.1	40.2	42.40	39.3	M	4					
37.3	43.0	29.00	27.30	38.00	20.0	43.1	F	5					
25.0	24.4	37.4	38.0	30.6	39.0	30.7	M	1A	612		COMBUSTIBLES, MINERAUX, PR. CHIMIQUES		
25.0	25.7	25.0	28.1	21.6	25.7	25.2	F	1B					
25.7	25.2	28.0	22.6	23.6	20.1	25.9	M	2					
24.0	22.7	24.7	21.1	23.3	23.0	25.7	F	3					
21.9	19.0	18.2	24.5	23.3	23.0	23.8	M	4					
25.4	24.2	24.4	21.9	24.6	24.2	22.3	F	5					
18.0	21.7	24.3	20.1	19.7	24.6	24.6	M	1A	613			BOIS, MATERIAUX DE CONSTR.	
18.0	15.0	15.0	19.4	19.0	19.0	17.2	F	1B					
19.1	22.2	24.0	21.5	19.3	24.0	22.5	M	2					
57.0	62.3	64.6	75.3	80.3	75.9	74.1	F	3					
31.2	43.1	37.3	63.1	55.0	59.7	50.7	M	4					
50.0	62.3	64.0	75.4	80.2	74.5	73.0	F	5					
31.30	42.00	31.0	46.7	38.6	41.7	41.7	M	1A	614				MACHINES, VEHICULES
33.70	42.00	31.0	47.6	38.6	-	42.1	F	1B					
32.7	32.0	35.3	38.7	31.4	23.00	35.0	M	2					
30.00	20.00	30.70	40.00	35.00	-	35.6	F	3					
32.6	32.5	35.6	39.6	32.5	23.00	36.4	M	4					
47.0	32.0	30.7	27.2	28.6	35.00	33.3	F	5					
36.40	29.00	22.6	19.4	20.3	-	24.6	M	1A	613	BOIS, MATERIAUX DE CONSTR.			
46.0	39.2	30.1	26.0	27.3	35.00	32.6	F	1B					
20.4	17.5	28.7	21.5	20.2	15.4	22.4	M	2					
20.3	23.0	17.4	15.7	15.7	-	20.0	F	3					
20.0	19.7	20.4	20.4	19.4	14.5	22.2	M	4					
22.1	22.1	19.6	19.6	22.3	19.0	21.0	F	5					
23.0	21.5	18.2	21.1	21.3	19.1	22.0	M	1A	614		MACHINES, VEHICULES		
23.1	22.5	19.3	20.0	22.2	20.6	22.5	F	1B					
21.5	20.0	21.7	24.2	20.1	25.00	22.7	M	2					
20.4	19.2	18.7	23.0	18.2	-	22.5	F	3					
22.1	21.4	22.2	24.0	18.6	27.10	23.3	M	4					
53.0	50.3	58.1	65.4	65.3	50.00	66.0	F	5					
35.1	28.9	31.3	34.5	34.4	30.00	37.5	M	1A	613			BOIS, MATERIAUX DE CONSTR.	
52.4	58.3	55.1	63.9	65.6	61.3	65.4	F	1B					
40.50	48.30	58.20	52.5	41.7	47.00	50.6	M	2					
47.30	45.00	50.20	53.0	43.2	40.30	55.00	F	3					
34.2	38.0	41.6	41.5	41.1	28.70	51.1	M	4					
34.3	39.5	42.5	41.7	40.2	31.00	40.0	F	5					
32.0	27.2	30.3	35.3	31.3	40.50	42.1	M	1A	614				MACHINES, VEHICULES
20.00	26.2	20.0	38.10	28.00	-	41.0	F	1B					
31.0	27.5	30.2	35.0	31.9	30.00	33.6	M	2					
20.0	21.7	22.1	21.6	21.0	25.5	33.7	F	3					
23.3	24.0	21.0	20.7	22.7	-	33.7	M	4					
21.0	22.0	22.1	21.5	22.2	25.2	22.0	F	5					
20.1	19.0	21.3	21.9	20.7	20.0	24.0	M	1A	613	BOIS, MATERIAUX DE CONSTR.			
17.7	17.0	20.0	21.6	18.5	26.2	22.5	F	1B					
21.5	20.7	21.0	21.9	20.6	22.3	21.2	M	2					
19.0	18.0	24.6	18.9	24.0	22.5	21.6	F	3					
17.2	18.1	18.0	31.00	24.0	14.7	20.3	M	4					
18.0	20.1	24.3	20.0	24.3	22.0	21.0	F	5					
48.5	48.5	68.2	76.9	73.7	85.0	70.1	M	1A	614		MACHINES, VEHICULES		
27.0	37.0	48.0	60.4	67.00	75.40	56.5	F	1B					
45.0	49.0	67.0	75.9	73.1	84.2	69.6	M	2					
44.50	43.4	37.0	47.2	45.0	48.10	44.0	F	3					
44.50	49.4	38.00	48.0	48.2	48.00	66.40	M	4					
39.0	38.6	56.0	44.2	49.1	38.00	48.7	F	5					
23.4	27.3	28.6	34.7	28.3	-	47.3	M	1A	613			BOIS, MATERIAUX DE CONSTR.	
30.0	30.2	55.9	44.5	48.4	38.00	41.0	F	1B					
30.1	46.4	46.2	55.4	46.1	60.00	47.0	M	2					
27.1	20.1	30.6	28.2	30.3	-	49.6	F	3					
30.7	47.7	45.6	54.2	45.2	50.00	29.5	M	4					
27.0	28.7	25.7	22.2	22.3	20.6	48.7	F	5					
150.20	24.0	23.2	25.5	18.0	16.7	25.0	M	1A	614				MACHINES, VEHICULES
70.5	26.3	25.4	23.2	21.0	20.1	74.8	F	1B					
24.5	41.1	25.3	27.0	22.0	23.3	44.0	M	2					
21.7	23.7	21.6	22.1	22.7	18.0	31.4	F	3					
24.7	37.7	24.9	26.0	22.5	23.3	23.0	M	4					
30.5	24.3	29.0	21.0	25.1	24.50	30.2	F	5					
18.4	18.0	18.2	18.1	15.7	14.6	20.5	M	1A	613	BOIS, MATERIAUX DE CONSTR.			
20.3	23.0	27.2	20.1	23.1	20.9	19.0	F	1B					
53.0	61.0	67.7	68.3	69.0	76.7	26.6	M	2					
60.9	58.1	43.1	46.5	72.0	62.00	69.7	F	3					
63.0	63.2	67.0	68.4	72.1	76.7	65.4	M	4					
						71.4	F	5					

TAB.D9

GROSS MONTHLY PAY(CORRECTED)  
OF FULL-TIME EMPLOYEES :  
MEAN(M) AND COEFFICIENT OF  
VARIATION(CV) ACCORDING TO  
ACTIVITY, SEX , QUALIFICATION AND  
LENGTH OF SERVICE IN ENTERPRISE

ACTIVITY	NACE	Q U A L I F I C A T I O N	S E X	LENGTH OF SERVICE IN ENTERPRISE (COMPLETED YEARS)							
				< 2	2 - 4	5 - 8	10 - 19	>= 20	(*)	TOT. ENS.	
FURNITURE, HSEHD. GOODS, HARDWARE	615	1A	M	7710#	8082#	7611	9874	8674#	.	8755	
			F								7387#
		1B	M	7851#	8407#	7483	9588	8442#	.	8645	
			F	4883	5114	5376	5417	5436	5557#	5274	
		2	M	4463	4463#	4269	3738	4363#	.	4180	
			F	4828	5068	5268	5222	5306	5306#	5157	
		3	M	3210	3573	3805	4025	3949	.	3697	
			F	2671	3294#	2918	3540#	3328	.	3180	
		4	M	3174	3554	3714	3969	3857	.	3648	
			F	2428	2609	2580	2649	2513	2466#	2559	
	5	M	2300	2271	2316	2504	2511	1873#	2330		
		F	2388	2492	2502	2607	2512	2133	2487		
	T	M	1811	2060	2096	2209	2195	1906	2043		
		F	1687	1800	1878	2016	2102	1758	1808		
	TEXTILES, CLOTH- ING, FOOTWR. LEATHERWARE	616	1A	M	1813	1948	2013	2139	2164	1863	1947
				F	1586	1719	1761	1963	.	1479	1685
			1B	M	1471	1532	1644	1698	.	1423	1529
				F	1539	1642	1723	1873	1808	1451	1623
			2	M	2425	2870	3128	3815	4588	3207#	3113
				F	1812	1967	2119	2517	2978	2055#	2066
3			M	2211	2584	2857	3510	4255	2834#	2804	
			F	.	7635#	8045#	9277#	9153#	.	8772	
4			M	.	7585#	7739#	8667#	9038	.	8548	
			F	5159	5171	5426	5703	5925	.	5466	
5		M	3346#	3959#	4002	4535	4092	.	4100		
		F	4922	4958	5206	5346	5338	.	5161		
T		M	3674	4121	4177	4682	3751	4602#	4134		
		F	2932#	2830#	2670#	3167	3383	2241	2964		
FOOD, DRINK, TOBACCO		617	1A	M	3526	3729	3889	4296	3662	3852#	3828
				F	2666	2547	2610	2724	2553	.	2617
			1B	M	2186	2202	2232	2516	2412	1836	2265
				F	2402	2351	2369	2585	2476	1857	2406
			2	M	1946	2064	2155	2285	2329	.	2086
				F	1696	1734	1891	2018	2190	1611	1805
	3		M	1794	1835	1986	2128	2251	1655	1906	
			F	1636	1814	1748	1809	1844#	1455	1727	
	4		M	1376	1481	1570	1743	1618	1382	1464	
			F	1452	1597	1633	1770	1680	1400	1549	
	5	M	2787	3146	3784	4396	5166	.	3648		
		F	1687	1870	2078	2533	2860	2048#	2014		
	T	M	2170	2423	2956	3495	4324	2793#	2797		
		F	6722#	.	7448#	8516	7996	8366#	8066		
	TOBACCO PRODUCTS	617.6	1A	M	6722#	8199#	7397#	8411	8024	8366#	8009
				F	4654	4968	4919	5612	5101	4761#	5110
			1B	M	.	4433#	.	4067#	3806#	.	4193#
				F	4626	4912	4818	5478	4891	4557#	5021
			2	M	3124	3436	3556	3496	3666	.	3451
				F	2577#	2978#	2970#	2657	2844#	.	2811
3			M	3082	3399	3491	3384	3532	.	3381	
			F	2419	2554	2572	2620	2644	2458	2545	
4			M	2122	2198	2256	2356	2504	.	2254	
			F	2355	2455	2487	2569	2602	2451	2477	
5		M	2008	2140	2286	2285	2209	2063	2159		
		F	1590	1720	1820	2001	1967	1695	1743		
T		M	1884	2001	2166	2221	2153	1975	2042		
		F	1630	1776	1834	1908	1913	1789	1743		
T		M	1407	1501	1535	1636	1508#	1449	1479		
		F	1530	1640	1690	1797	1812	1675	1622		
T		M	2159	2508	2820	3261	3851	3188#	2733		
		F	1548	1757	1869	2125	2652	1893#	1788		
T		M	1962	2251	2566	3023	3613	2916	2465		
		F	.	.	.	.	.	.	.		
1B	M	.	.	.	.	.	.	.			
	F	.	.	.	.	.	.	.			
2	M	.	.	.	.	.	.	.			
	F	.	.	.	.	.	.	.			
3	M	.	.	.	.	.	.	.			
	F	.	.	.	.	.	.	.			
4	M	.	.	.	.	.	.	.			
	F	.	.	.	.	.	.	.			
5	M	.	.	.	.	.	.	.			
	F	.	.	.	.	.	.	.			
T	M	.	.	.	.	.	.	.			
	F	.	.	.	.	.	.	.			



REMUNERATION MENSUELLE BRUTE  
CORRIGEE DES SALAIRES A TEMPS PLEIN:  
MOYENNE(M) ET COEFFICIENT DE VARIATION  
(CV) SELON L ACTIVITE, LE SEXE , LA  
QUALIFICATION ET L ANCIENNETE DANS  
L ENTREPRISE

CV

ANCIENNETE DANS L ENTREPRISE (ANNEES REVOLUES)							SEXE	QUALIFICATION	NACE	ACTIVITE
< 2	2 - 4	5 - 9	10 - 19	>= 20	(*)	TOT. ENS.				
47.10	53.50	37.0	30.2	50.70	.	45.5	M	1A	615	MEUBLES, ART. MENAGERS QUINCAILLERIE
44.40	56.70	30.0	30.0	50.00	.	48.20	F			
37.0	35.7	30.7	40.0	33.0	26.20	30.1	M	1B		
20.2	20.10	18.3	20.0	32.00	.	26.3	F			
30.0	35.5	30.3	41.5	34.4	20.00	30.0	M	2		
43.7	40.0	42.4	46.0	42.7	.	40.3	F			
20.5	34.00	32.5	41.40	21.2	.	30.4	M	3		
43.4	40.5	42.0	46.0	41.4	.	45.0	F			
20.0	27.4	27.5	30.0	22.0	23.10	27.0	M	4		
22.7	22.0	22.3	20.0	21.0	24.30	22.0	F			
25.0	27.0	20.0	20.4	22.5	.	27.0	M	5		
23.7	22.0	20.0	24.7	23.2	20.2	23.4	F			
22.3	24.4	20.0	20.0	23.2	21.0	23.3	M	1		
24.0	23.0	21.5	23.0	23.3	25.4	24.2	F			
10.2	20.0	19.7	22.0	.	12.0	21.1	M	2		
15.4	10.3	10.4	10.4	.	12.4	17.2	F			
10.2	20.0	10.0	21.7	21.0	12.4	20.4	M	3		
57.3	50.1	50.0	60.1	67.7	02.00	67.6	F	T		
30.0	40.0	34.4	45.4	40.4	73.40	40.0	M			
55.0	50.0	50.5	60.5	60.4	02.00	67.0	F			
.	32.70	30.70	40.00	50.70	.	40.7	M	1A	616	TEXTILE, HABILLEMENT, CHAUSSURES
.	.	.	.	.	.	43.70	F			
30.7	32.00	41.00	44.50	50.0	.	40.2	M	1B		
21.00	31.00	25.0	37.1	20.0	.	41.5	F			
32.0	47.3	37.0	43.4	44.3	.	32.7	M	2		
00.0	51.1	57.1	63.3	46.0	40.40	57.7	F			
43.50	45.00	35.10	36.5	29.2	10.3	30.7	M	3		
50.4	53.3	50.2	63.3	44.1	54.30	57.4	F			
37.0	31.5	20.0	25.7	21.0	.	30.0	M	4		
23.7	27.1	20.0	22.4	21.3	20.2	25.0	F			
33.0	30.4	27.0	24.0	21.3	20.1	20.1	M	5		
20.4	27.7	24.3	27.7	27.0	.	20.0	F			
27.2	20.0	27.0	22.0	30.3	14.1	20.3	M	1		
20.0	20.7	20.7	20.0	20.1	17.7	20.1	F			
24.5	30.0	25.3	21.2	24.50	12.1	30.7	M	2		
10.0	15.7	10.0	21.0	21.0	11.0	10.3	F			
21.7	30.2	20.7	21.5	23.5	12.1	25.4	M	3		
75.2	07.0	07.1	74.2	71.5	.	70.0	F	T		
30.3	42.0	44.3	45.0	40.3	02.00	40.0	M			
71.0	00.1	71.4	75.0	75.4	100.10	70.5	F			
34.50	.	44.20	51.0	40.4	42.00	40.0	M	1A	617	PRODUITS ALIM., BOISSONS, TABAC
34.50	50.30	44.20	51.4	47.0	42.00	40.0	F			
30.4	44.0	30.0	47.1	40.7	27.00	43.7	M	1B		
.	35.00	.	25.40	27.00	.	50.00	F			
30.3	44.4	45.5	47.1	40.7	20.00	44.0	M	2		
33.3	34.0	37.2	50.1	47.3	.	41.7	F			
20.40	40.10	37.00	23.5	20.40	.	33.3	M	3		
33.1	35.1	37.0	40.4	40.7	.	41.0	F			
25.3	20.1	27.0	25.0	25.0	23.7	20.0	M	4		
23.0	24.0	24.2	25.2	22.3	.	24.7	F			
25.0	20.2	27.0	25.4	24.4	22.0	20.7	M	5		
24.1	22.7	20.0	20.2	24.4	20.0	25.1	F			
17.0	20.0	10.0	25.0	22.1	22.0	22.3	M	1		
25.2	24.4	20.7	20.7	24.5	22.7	20.3	F			
20.4	23.4	25.2	24.0	25.0	27.0	23.0	M	2		
15.1	15.0	10.0	20.00	14.3	.	17.7	F			
20.0	22.3	24.3	25.1	20.1	20.4	23.3	M	3		
45.0	50.0	07.0	73.7	73.7	02.40	07.0	F	T		
23.7	40.7	40.0	30.5	63.4	43.10	44.3	M			
45.3	50.4	00.3	73.4	74.5	03.0	07.0	F	1A	617.0	
.	.	.	.	.	.	.	M			
.	.	.	.	.	.	.	F			
.	.	.	.	.	.	.	M	1B		
.	.	.	.	.	.	.	F			
.	.	.	.	.	.	.	M	2		
.	.	.	.	.	.	.	F			
.	.	.	.	.	.	.	M	3		
.	.	.	.	.	.	.	F			
.	.	.	.	.	.	.	M	4		

TAB.D9

GROSS MONTHLY PAY(CORRECTED)  
OF FULL-TIME EMPLOYEES :  
MEAN(M) AND COEFFICIENT OF  
VARIATION(CV) ACCORDING TO  
ACTIVITY,SEX , QUALIFICATION AND  
LENGTH OF SERVICE IN ENTERPRISE

ACTIVITY	NACE	Q U A L I F I C A T I O N	S E X	LENGTH OF SERVICE IN ENTERPRISE (COMPLETED YEARS)						TOG. ENS.
				< 2	2 - 4	5 - 9	10 - 19	>= 20	(*)	
				#	#	#	#	#	#	
PHARMACEUTICAL, MEDICAL GDS., CLEANING MAT.	618	1A	M	7622#	7685	9212	9465	8076	8137#	8548
			F	-	-	-	-	8008#	-	7329#
			T	7622#	7504	8975	9480	8067	7877#	8444
			M	-	5032	5243	5616	5993	-	-
			F	4900	4312#	4829#	4638	4341	-	4508
			T	-	4928	5196	5434	5434	-	-
			M	3231	4005#	3914	4027	4452	2889	3838
			F	2975	2905	3228	3015	3165	2656	3016
			T	3188	3823#	3788	3842	3998	2772	3680
			M	2719	2883	2683	2681	2546	-	2838
			F	2338	2395	2466	2554	2582	2132	2431
			T	2568	2659	2584	2620	2570	3636#	2656
			M	1957	2112	2272	2387	2468	2050	2176
			F	1715	1801	1967	2137	2258	1770	1900
			T	1810	1920	2100	2237	2340	1894	2011
			M	1622	1749	1804	1920	1971	1415	1705
			F	1468	1563	1671	1870	2031	1444	1556
			T	1528	1640	1723	1887	2004	1440	1609
			M	-	3015	3303	3693	4302	2809	-
			F	1764	1828	2119	2330	2732	1728	2027
T	-	2469	2765	3061	3564	2121	2750#			
PHARMACEUTICALS	618.1	1A	M	-	-	-	-	9625#	-	9176#
			F	-	-	-	-	-	-	9055#
			T	-	-	-	-	6348#	-	5303
			M	5507#	4612#	4736#	5652	-	-	4688#
			F	-	-	-	-	-	-	5154
			T	5325#	4453#	4775#	5564	5890#	-	5154
			M	4380#	4103#	4164	4159	4623	2874	4140
			F	-	-	-	2859	3259	2579	2978
			T	-	-	-	-	4060	2714	3722
			M	4083#	3729#	3861	3805	4060	-	2808
			F	2541	2761	3102#	2970#	2693#	-	2435
			T	2030#	2020#	2581#	2652	2630	-	2625
			M	2336	2417	2859	2794	2657	2100	2280
			F	1992	2219	2388	2552	2620	1772	1945
			T	1724	1816	2019	2180	2296	1816	2062
			M	1820	1942	2162	2301	2387	-	1784
			F	1601	1854#	1875#	-	-	2212	1580
			T	1459	1574	1770	1982	2212	1461	1617
			M	1488	1636	1801	1897	2212	2331	2956
			F	2276	2689	3001	3325	4284	1691	1980
T	1690	1851	2078	2271	2626	1875	2345			
M	1894	2141	2481	2679	3341	8255#	10434#			
OTHER WHOLESALE DISTRIBUTION	619	1A	M	7403#	7908	9288	10106	6133#	-	6719
			F	-	-	-	-	-	-	10061#
			T	-	-	-	-	-	-	5933
			M	7090#	7722	9100	9643	6474	8083#	4557
			F	5422	5894	5999	6052	4915	5052#	5691
			T	3501#	4238#	4447	4915	5341	5048#	4631
			M	5197	5692	5658	5807	6154	5730#	3722
			F	3948	4502	4874	4945	5341	5000	4448
			T	3385	3467	3500	3645	3585	4961#	2710
			M	3859	4340	4658	4651	4836	5000	2428
			F	2534	2610	2915	2833	2891	-	2568
			T	2275	2381	2547	2474	2683	-	2206
			M	2418	2486	2737	2648	2757	2873#	1913
			F	2020	2236	2335	2357	2384	2009#	2036
			T	1782	1874	1982	2133	2321	1895	1744
			M	1883	2020	2142	2229	2347	1923	1821
			F	1620	1807	1878	1984	1888	1739	1671
			T	1511	1622	1728	1888	1838	1510	1621
			M	1558	1690	1786	1923	1890	1622	1671
			F	2787	3606	4140	4981	4830	4830	4027
T	1840	2063	2349	2682	3141	3287#	2230			
PAPER, BOOKS, STATIONERY, NEWSPAPERS	619.1/2	1A	M	2340	2907	3409	4073	4092	-	3241
			F	-	7520#	10996#	10345#	12162#	-	9922
			T	-	7363#	10821#	9871#	11675#	-	6396#
			M	5034#	5681	5313#	8087#	7022	-	9613
			F	-	-	-	-	-	-	5898
			T	-	-	-	-	-	-	4370#
			M	4927#	5501	5111#	5959	7022	-	5743
			F	4131	4262	5367	5111	4635#	-	4709
			T	3300#	3169#	-	3917#	-	-	3622
			M	3909	4121	5204	4845	4543	4177#	4508
			F	2497	2758	3285#	2960	-	-	2900
			T	2231	2398	2616	2612	2978	-	2522
			M	2397	2565	2945	2793	2999	-	2716
			F	2132	2295	2267	2469	2701	-	2290
			T	1766	1812	2168	2304	2386	-	1991
			M	1932	2073	2227	2386	2535	-	2134
			F	1748	1876	2111	2174	-	-	1895
			T	1470	1581	1861	1826	-	-	1650
			M	1624	1731	1979	1987	2078	-	1774
			F	2861	3613	4019	4922	6559	5464#	4082
T	1940	2058	2485	2722	3089	-	2295			
M	2473	2973	3494	4187	5481	4574#	3405			

TAB.D9

REMUNERATION MENSUELLE BRUTE  
CORRIGEE DES SALAIRES A TEMPS PLEIN:  
MOYENNE(M) ET COEFFICIENT DE VARIATION  
(CV) SELON L ACTIVITE, LE SEXE , LA  
QUALIFICATION ET L ANCIENNETE DANS  
L ENTREPRISE

CV

ANCIENNETE DANS L ENTREPRISE (ANNEES REVOLUES)							S E X E	Q U A L I F I C A T I O N	M A C E	A C T I V I T E	
< 2	2 - 4	5 - 9	10 - 19	>= 20	(*)	TOT. ENS.					
37.00	40.4	43.3	44.0	47.6	42.60	45.1	M	1A	610	PR. PHARM., MEDICAM., D'ENTRETIEN	
-	-	-	-	36.00	-	45.90	F				
37.00	41.2	44.1	44.9	46.3	43.20	45.4	T				
16.2	20.00	31.00	27.0	36.6	-	30.0	M	1B			
-	30.1	39.5	35.7	45.9	-	-	F				
37.0	172.00	38.3	41.0	46.4	25.0	91.5	M	2			
37.3	23.9	43.5	26.0	23.4	20.2	31.7	F				
37.7	165.00	38.8	41.1	45.7	23.3	86.3	M				
39.0	35.0	28.6	26.4	25.6	-	44.6	M	3			
27.7	28.0	26.2	21.8	22.5	20.0	26.3	F				
32.0	34.2	28.0	24.5	24.0	84.00	39.7	M	4			
24.2	21.7	21.5	22.3	23.4	18.7	23.7	M				
21.2	18.0	22.3	21.5	18.7	14.6	22.6	F				
23.0	21.0	23.1	22.6	21.3	18.4	24.2	M				
22.3	21.4	23.0	18.7	21.3	13.1	23.0	M	5			
16.1	21.0	22.7	19.5	22.4	11.1	20.6	F				
18.7	21.0	23.5	19.3	22.0	11.4	22.1	M				
33.0	112.0	65.4	65.0	69.1	81.3	-	F				
-	34.0	39.7	39.0	48.2	31.4	41.6	M	1A	610.1	PRODUITS PHARM.	
-	101.6	64.0	65.5	68.5	72.3	893.20	F				
-	-	-	-	32.40	-	41.20	M				
-	-	-	-	31.30	-	41.00	F				
25.00	20.10	34.50	22.3	29.10	-	30.9	M	1B			
-	-	-	-	-	-	32.50	F				
23.30	30.20	34.00	23.3	33.00	-	31.7	M				
36.50	33.20	26.0	21.5	27.0	23.1	30.7	F	2			
-	-	-	21.4	21.2	17.9	32.0	M				
37.40	35.00	37.3	28.6	31.3	21.4	34.7	M	3			
22.0	25.7	28.00	27.10	27.50	-	27.0	F				
20.30	27.20	24.00	21.0	20.2	-	25.2	M	4			
24.7	30.6	28.5	25.0	23.7	-	27.3	F				
25.0	19.0	19.7	21.0	21.3	17.3	23.4	M	5			
22.0	17.0	21.9	21.0	17.3	12.0	22.6	F				
24.7	21.1	22.5	22.4	19.0	17.0	24.2	M				
24.0	27.30	26.00	-	-	-	26.4	F				
15.2	18.0	22.7	18.2	16.3	10.4	20.9	M	1A	610	AUTRES COMMERCE DE GROS	
18.1	22.0	24.2	17.5	15.2	10.6	22.8	F				
50.0	51.3	58.5	52.6	63.0	32.1	60.6	M	1B			
28.4	26.7	33.7	28.2	40.3	24.3	35.4	F				
44.2	46.0	54.6	48.6	63.1	32.3	58.1	M	2			
36.00	42.2	41.7	43.0	36.00	36.90	219.00	F	1A	610	PAPIER, LIVRES, JOURNEAUX	
-	-	-	28.00	-	-	38.0	M				
39.70	42.9	41.6	45.5	-	39.00	216.70	F	1B			
42.4	45.2	45.3	46.3	40.2	40.60	46.3	M				
22.10	34.70	32.8	39.0	47.00	-	39.7	F				
43.6	45.0	45.6	47.9	50.2	38.40	46.7	M	2			
46.6	47.0	53.1	51.1	50.7	56.20	52.0	F				
43.4	38.6	41.4	33.1	20.3	62.00	47.1	M	3			
46.6	47.2	53.5	50.7	59.1	50.4	52.2	F				
27.2	24.5	37.3	23.2	24.7	-	31.4	M	4			
25.1	21.0	23.0	20.3	22.0	-	25.0	F				
26.0	23.6	33.1	27.0	23.0	57.20	29.3	M	5			
27.3	28.7	26.0	25.0	25.3	27.70	28.1	F				
26.2	23.4	24.3	22.0	24.0	30.0	25.9	M	10			
27.5	28.2	28.0	24.5	25.1	35.6	28.0	F				
23.0	25.2	28.1	24.3	25.1	15.8	25.2	M				
25.0	17.1	21.7	17.5	15.0	16.0	22.8	F				
24.0	21.9	24.1	20.5	14.9	17.5	24.2	M				
65.2	67.0	69.7	72.7	67.4	87.4	178.4	F				
38.0	39.7	50.1	51.0	60.0	81.20	54.2	M				
63.5	60.6	73.5	77.4	75.4	75.4	168.5	F	1A	610.1/2	PAPIER, LIVRES, JOURNEAUX	
-	38.00	37.40	38.70	38.10	-	43.5	M				
-	-	-	-	-	-	37.00	F				
35.00	41.10	35.00	41.10	41.10	-	44.8	M	10			
-	34.3	32.50	44.00	33.0	-	39.1	F				
-	-	-	-	-	-	37.30	M				
34.00	36.4	36.00	44.6	33.0	-	40.0	F	2			
45.7	41.3	43.7	38.1	38.40	-	43.2	M				
33.20	24.00	-	29.50	-	-	31.5	F	3			
44.0	41.4	44.5	38.6	37.5	32.60	43.2	M				
27.3	28.1	50.10	28.5	-	-	39.4	F	4			
19.1	19.3	20.4	25.2	17.0	-	22.6	M				
28.5	24.4	42.0	26.7	19.0	-	34.2	F	5			
30.0	33.0	21.4	25.1	19.0	-	20.7	M				
22.0	17.7	22.2	19.0	16.1	-	22.4	F				
29.2	28.7	21.0	22.7	18.0	-	27.0	M				
17.0	18.0	17.0	17.4	-	-	18.5	F				
12.0	10.5	17.2	14.0	-	-	18.2	M				
17.0	20.4	18.7	18.2	12.0	-	20.7	F				
62.5	60.4	69.0	67.3	67.0	45.50	72.4	M				
40.3	31.6	61.2	41.0	48.1	-	45.0	F				
61.5	63.4	71.0	71.0	74.1	54.50	75.4	F				

TAB.D9

GROSS MONTHLY PAY(CORRECTED)  
OF FULL-TIME EMPLOYEES :  
MEAN(M) AND COEFFICIENT OF  
VARIATION(CV) ACCORDING TO  
ACTIVITY,SEX , QUALIFICATION AND  
LENGTH OF SERVICE IN ENTERPRISE

ACTIVITY	NACE	Q U A L I F I C A T I O N	S E X	LENGTH OF SERVICE IN ENTERPRISE (COMPLETED YEARS)								
				< 2	2 - 4	5 - 9	10 - 19	>= 20	(%)	TOT. ENS.		
WHOLESALE TRADE	61	1A	M	7616	8333	8241	9232	9199	8450	8811		
			F	6702#		6096#	6554#	7662#	7630#	7235		
		T	7563		8100	8069	8110	8373	8705			
		1B	M		5162	5506	5624	5810	5387	5574		
			F	4194	4437	4413	4362	4490	4331#	4386		
		2	M		3190	3683	3888	3996	4001	4080		
			F	3278	3104	3215	3317	3447	3430	3236		
		3	M		2471	2634	2613	3003	3000	3951		
			F	2471	2604	2657	2740	2854	2683	2831		
		4	M		2311	2331	2410	2584	2684	2163		
			F	2428	2518	2586	2687	2801	2505	2588		
		5	M		1991	2141	2236	2306	2287	2010		
			F	1698	1817	1945	2114	2175	1745	1853		
		T	M		1880	2015	2138	2249	2251	1926		
			F	1670	1808	1884	1949	1989	1866	1778		
		FOOD, DRINK, TOBACCO	641/642	1A	M	1459	1543	1611	1747	1812	1456	1536
					F	1588	1701	1781	1882	1939	1561	1885
				T	2431	2814	3191	3708	4561	3213	3187	
				1B	M	1749	1949	2152	2515	3015	2047	2068
					F	2212	2541	2815	3435	4213	2841	2811
				2	M		5812#	7718#	7882#	8308#	8386#	7102
					F							5888#
				3	M		5887#	7558#	7835#	8104#	5419#	7003
					F	4288	4872	4784	5078	5165	4072#	4889
4	M				3708#	3986#	3878	4053		4004		
	F			4291	4788	4658	4814	4864	4261	4757		
5	M				2850	3107	3413	3468	3386	3814#		
	F			2189	2212	2585	2466	2603		2400		
6	M				2680	2888	3238	3187	3177	3825#		
	F			2388	2485	2569	2782	2643	2549	3051		
7	M				1778	1888	1912	2034	2088	2252#		
	F			2162	2184	2209	2379	2372	2434	2551		
8	M				1993	2158	2249	2293	2172	2425		
	F			1551	1854	1718	1817	1883	1641	1667		
9	M				1753	1852	1945	2035	2023	2014		
	F			1590	1778	1877	1948	1864	2038#	1715		
10	M				1418	1509	1551	1627	1702	1506		
	F			1475	1574	1647	1746	1784	1660	1484		
11	M				2118	2538	2865	3126	3281	2922		
	F	1525	1663	1804	1968	2187	1840	1555				
DISPENSING CHEMISTS	643	1A	M	1793	2031	2327	2591	2842	2410	2158		
			F							7410#		
		1B	M							5854#		
			F	4206#	4268#	4558	4270#	4210		6540#		
		2	M		3829	4050	4654	4456#	4244	4370		
			F	3457	4067#	3731#	3560#	3549#	3633	4082		
		3	M		3065#	3278#	3278#	3576#	3427	4250		
			F	3280#	3376#	2757	2698	2761#		3588		
		4	M		2061	2222	2328	2404	2365#	3186#		
			F	2177	2464	2479	2504	2566		3417		
		5	M		2187#	2283#	2223		2472	2779		
			F	1658	1728	1756	1794	1767		2297		
		6	M		1747	1843	1861	1872	1846	2465		
			F		1500	1369#				2324		
		7	M		1370	1416	1442	1535	1358	1747		
			F	1374	1447	1460	1493	1371		1855		
		8	M		3116#	3057	3063	3773#	3584	1468		
			F	1999	2211	2085	2328	2573#		1435		
		MEDICAL GOODS, COSMETICS, CLEANING.MAT.	644	1A	M	2248	2530	2386	2777	3017	2747#	3315
					F				8041#			2210
				1B	M							2573
					F	5072	6728#	5663#	7640#	5184#	5413	9161#
				2	M		6256#	5461#	6470#	4740#	5282	6362#
					F	5028	4158	4156	5203#	4033#	3516	8480#
3	M				2848	3044	2846#			5093		
	F			2887	3562	3599	4629#	3625#	3478	4383		
4	M				2976	2411	2859			5886		
	F			2563	2628	2411	2859		2410#	3915		
5	M				2217	2177	2338	2179#		2843		
	F			2331	2363	2370	2538	2371#	2262	3502		
6	M				1912	2107	2186	2242	2133	2117		
	F			1696	1906	2112	2084	1986	1739	2386		
7	M				1793	1991	2141	2146	2049	1906		
	F			1642	1764	1912			1823	2048		
8	M				1454	1598	1663	1650		1893		
	F			1531	1648	1703	1825		1618	1958		
9	M				2447	3281	3553	4594	5788#	1556		
	F			2022	2158	2338	2740	2486	2341#	1598		
10	M				2213	2685	2844	3760	4311#	3371		
	F								3062	2219		

REMUNERATION MENSUELLE BRUTE  
CORRIGEE DES SALAIRES A TEMPS PLEIN:  
MOYENNE(M) ET COEFFICIENT DE VARIATION  
(CV) SELON L'ACTIVITE, LE SEXE, LA  
QUALIFICATION ET L'ANCIENNETE DANS  
L'ENTREPRISE

CV

ANCIENNETE DANS L'ENTREPRISE (ANNEES REVOLUES)							SEX E	Q U A L I F I C A T I O N	M A C E	A C T I V I T E
< 2	2 - 4	5 - 9	10 - 19	>= 20	(*)	TOT. ENS.				
44.8	48.0	43.4	47.6	107.6	46.1	73.4	M	1A	61	COMMERCE DE GROS
31.40		38.70	47.40	54.00	39.40	54.4	F			
44.2	50.1	43.0	48.2	105.7	45.7	72.0	M	1B		
	39.1	45.5	42.9	40.7	36.5	374.5	F			
20.1	32.3	47.8	35.4	35.2	38.50	37.0	M	2		
	39.0	46.6	43.4	41.3	37.0	303.0	F			
42.0	50.7	42.6	47.8	43.5	63.2	40.6	M	3		
39.1	39.0	33.8	32.8	28.6	56.5	35.2	F			
42.3	55.9	42.4	47.0	42.1	62.7	47.0	M	4		
26.3	28.0	26.2	25.3	25.6	51.4	27.0	F			
81.1	24.8	23.3	22.8	22.4	25.0	42.1	M	5		
40.3	28.2	25.9	24.8	24.0	47.4	31.0	F			
23.0	28.0	24.0	24.7	23.9	22.4	25.0	M	1A		
22.4	23.0	21.8	23.5	23.3	21.7	24.1	F			
24.7	27.7	24.3	24.7	23.8	23.2	26.3	M	1B		
23.1	23.4	25.2	23.2	24.8	26.7	24.5	F			
17.9	17.5	18.6	22.2	27.0	16.4	18.0	M	2		
22.8	23.0	24.6	23.5	25.7	23.8	24.2	F			
551.0	63.0	64.0	71.4	106.7	83.2	231.1	M	3		
48.6	44.8	42.7	45.7	57.8	66.1	51.4	F			
500.5	63.6	64.2	71.0	104.7	84.4	217.6	M	4		
	38.40	45.60	46.10	37.70	27.40	45.9	F	1A	641/642	PR. ALIMENTAIRES, BOISSONS, TABAC
	41.20	46.10	46.00	36.70	25.80	36.90	M			
33.0	36.0	33.9	31.0	35.7	17.50	34.7	F	1B		
	31.40	20.70	21.9	22.0		23.2	M			
33.4	37.6	33.3	32.3	35.6	15.2	34.4	F	2		
37.3	30.7	38.0	40.6	40.9	41.00	38.0	M			
40.0	34.0	36.5	34.6	30.4		38.1	F	3		
41.3	34.2	40.3	42.5	41.0	42.00	40.9	M			
20.0	23.1	22.7	23.0	23.7	23.7	24.6	F	4		
27.3	28.0	23.8	29.8	26.7	20.60	27.5	M			
30.4	27.7	27.7	30.5	27.5	26.2	28.2	F	5		
24.5	24.1	26.5	25.3	22.0	26.1	25.6	M			
18.0	17.6	18.5	23.9	22.0	21.5	20.7	F	1A		
25.0	25.2	27.5	27.5	24.0	31.8	27.0	M			
18.0	21.1	20.6	20.8	22.1	23.90	22.2	F	1B		
18.0	18.5	15.0	15.9	15.5	26.1	16.9	M			
18.0	18.0	18.6	20.4	18.8	29.3	20.3	F	2		
42.0	45.2	51.0	52.8	58.2	43.7	52.8	M			
28.5	28.2	30.9	34.3	39.5	44.0	33.0	F	3		
41.3	45.8	53.1	54.8	58.5	50.4	53.1	M			
						44.50	F	1A	643	PHARMACIES
						46.40	M			
25.70						47.20	F	1B		
21.5	35.10	14.4	32.00	22.2		38.1	M			
61.30	18.4					27.3	F	2		
	27.7	15.0	35.10	23.8		35.2	M			
	33.00	32.20	31.80	16.3		28.2	F	3		
23.50	35.30					46.80	M			
	38.10	38.60	43.00	20.0		36.0	F	4		
27.0	23.1	23.0	15.5	30.70		23.9	M			
27.4	28.0	28.3	20.7	26.10		28.1	F	1A		
35.50	28.1	27.3	21.3	30.0		28.0	M			
23.5	27.10	31.1		18.0		28.1	F	2		
20.6	23.1	21.2	22.3	17.0		22.0	M			
	27.5	27.0	28.4	24.6		27.3	F	3		
17.4	17.8		25.00			18.5	M			
18.4	18.0	15.0	16.8	8.0		15.6	F	4		
70.50	14.2	14.0	19.7	8.0		16.5	M			
48.5	57.3	40.3	68.00	39.0		57.2	F	1B		
62.3	51.2	56.7	59.0	80.00		58.3	M			
	97.6	53.5	44.50	62.2	48.50	62.7	F	1A	644	ART. MEDICAX, PROBITIS D'ENTRETIEN
						60.20	M			
						44.00	F	1B		
27.7	44.00	43.30	44.30	38.50	38.3	67.00	M			
						47.4	F			
						28.0	M	2		
28.0	48.70	41.20	62.30	35.00	32.7	47.2	F			
58.5	43.0	43.4	48.70	47.30	48.2	51.0	M			
44.3	17.0	23.3	42.00			31.0	F	3		
51.7	41.0	41.1	53.60	48.70	48.7	48.8	M			
28.2	29.3	23.0	18.1			24.4	F	4		
34.1	29.4	35.7	31.00			31.0	M			
32.0	37.1	30.7	27.0	24.60		20.5	F	1A		
35.0	36.5	22.1	15.4	17.2		25.2	M			
28.8	47.0	39.2	25.7			30.1	F	2		
37.0	30.0	34.0	22.2	18.0		33.1	M			
37.0	33.0	18.0				31.7	F	3		
17.5	15.0	16.1	16.2			17.0	M			
20.0	18.3	17.4	17.2			24.3	F	4		
64.0	71.5	15.0	71.7	103.00	62.0	82.7	M			
51.0	40.1	41.0	67.0	39.4	62.40	50.7	F	1A		
80.2	87.3	80.2	76.0	111.00	65.5	78.2	M			

TAB.D9

GROSS MONTHLY PAY(CORRECTED)  
OF FULL-TIME EMPLOYEES :  
MEAN(M) AND COEFFICIENT OF  
VARIATION(CV) ACCORDING TO  
ACTIVITY,SEX , QUALIFICATION AND  
LENGTH OF SERVICE IN ENTERPRISE

ACTIVITY	NACE	Q U A L I F I C A T I O N	S E X	LENGTH OF SERVICE IN ENTERPRISE (COMPLETED YEARS)								
				< 2	2 - 4	5 - 9	10 - 19	>= 20	(*)	T06.		
				ENS.	ENS.	ENS.	ENS.	ENS.	ENS.	ENS.		
CLOTHING	645	1A	M	5701#	6586#	6304#	7759#	7574#	.	.	7254	
			F	5440#	6508#	6524#	7484	7443#	.	6405#		
		1B	M	4072#	4228	4866	5257#	4449	7138#	.	7103	
			F	3627#	3917#	3987#	3786	4074	.	4709		
		2	M	3923	4140	4648	4779#	4331	4310#	.	3901	
			F	3447#	3928	4492#	4525	4053#	.	4459		
		3	M	2406	2862	2961	2945	2882	.	4158		
			F	2842	3340	3604	3631	3502	.	2856		
		4	M	2447	2431	2626	2598	2410	2495	.	3440	
			F	1816	1946	2007	2285	2199	2379	.	2515	
		5	M	2037	2108	2206	2395	2269	2432	.	2066	
			F	1905	2095	2161	2230	2091	2099	.	2220	
	T	M	1524	1635	1689	1831	1815	1749	.	2081		
		F	1598	1721	1773	1915	1871	1802	.	1667		
	FOOTWEAR, LEATHER GOODS	646	1A	M	1593	1781	1754	1631	.	.	1816#	
				F	1437	1488	1525	1645	1527	1607	1491	
			1B	M	1463	1525	1568	1643	.	1641	1543	
				F	2310	2858	3520	4218	4388	3782#	3449	
			2	M	1569	1727	1956	2252	2330	2034	.	1875
				F	1737	1996	2421	2963	3217	2460	.	2326
			3	M	.	6120#	6498#	8335#	8841#	.	7798	
				F	.	6561#	6457#	8007#	8780#	.	7868	
			4	M	4153#	4501	4594	4992	5348	.	4745	
				F	4049#	4300	3895	4125#	4104	.	3959	
5			M	2685	2652	2976	3353#	4826	.	4510		
			F	2743	2432	2694	2803	3238	3009	.	2948	
T	M	2709	2511	2796	2932	2795	3003	.	2696			
	F	2149	2012	2597	2827	2935	.	2792				
FURN. FABRICS, HOUSEHOLD TEXTILES	647	1A	M	2467#	2042	2284	2310	2309	2394	.	2279	
			F	2390	2036	2322	2363	2338	2404	.	2288	
		1B	M	1776	1904	2077#	2158	2067	1857#	.	1923	
			F	1711	1858	1963	2183	2306	1554	.	1888	
		2	M	1719	1863	1970	2180	2270	1619	.	1892	
			F	1393	1539	1727	1743	.	1493	.	1519	
		3	M	1359	1550	1721	1796	1751	1416	.	1486	
			F	1365	1549	1723	1785	1763	1433	.	1492	
		4	M	2200	2939	3665	4574	5611	3156#	.	3545	
			F	1631	1928	2189	2511	2912	1767	.	2039	
		5	M	1743	2145	2576	3064	3858	2250	.	2409	
			F	.	.	.	.	.	.	.	7833#	
HOUSEHOLD FITMENTS, APPLIANCES	648/649	1A	M	.	.	6456#	.	.	.	.	4870	
			F	.	.	4252	4355	4869	.	7320		
		1B	M	.	.	.	.	.	.	.	4484	
			F	.	5454#	4258	4320	4449	.	3815		
		2	M	3898#	3568#	3470	4119	.	3986#	.	4369	
			F	.	2771#	2461#	.	.	.	3699		
		3	M	3570#	3293	3055	3696#	2885#	3725#	.	3380	
			F	2628	2638	2647	2784#	.	.	.	2640	
		4	M	2069#	1922	1829	2046#	.	2233	.	2023	
			F	2375	2246	2272	2338	2294#	2270	.	2297	
		5	M	2684	2298	2361	2370	2075	2075	.	2224	
			F	1631	1686	1754	1809	1828	1736	.	1728	
T	M	1828	1944	1949	2111	1930	1851	.	1921			
	F	1435	1396	1386	.	.	1564	.	1710			
HOUSEHOLD FITMENTS, APPLIANCES	648/649	1A	M	1535	1512	1465	.	.	1403	.	1414	
			F	2671	3035	3241	3906#	4474#	2862#	.	3214	
		1B	M	1743	1911	1872	2200	2413	1708	.	1878	
			F	2171	2437	2497	3103	3586#	2074	.	2478	
		2	M	5881#	7814#	7341#	7753	8460	6257#	.	7557	
			F	5421#	7338#	7121#	4407#	.	.	.	4576#	
		3	M	4677#	4606	4861	4959	4782#	8186	6021#	.	7222
			F	4543#	3626	4475#	4118#	4277#	.	.	4811	
		4	M	3184	4459	4802	4826	4591	.	.	4148	
			F	2583	3635	3827	3589	3044	4020#	.	4687	
		5	M	3091	3332#	3068	3329	2802	.	.	3135	
			F	2524	3595	3636	3529	2992	4039#	.	3448	
T	M	2148	2644	2636	2719	2657	2215#	.	2626			
	F	2378	2378	2284	2718	2285	.	.	2342			
HOUSEHOLD FITMENTS, APPLIANCES	648/649	1A	M	2099	2169	2520	2319	2581	2182#	.	2533	
			F	1709	1830	1894	1920	1926	2072	.	2188	
		1B	M	1884	2062	2168	2246	2139	1981#	.	1836	
			F	1655	1809	1820	1879	1821#	2047	.	2081	
		2	M	1478	1561	1526	1556	1576	1576	.	1741	
			F	1584	1694	1754	1740	1872#	1576	.	1645	
		3	M	2283	2614	3028	3388	3813	3443#	.	2885	
			F	1760	1881	2188	2585	2879	2585#	.	2078	
		4	M	2116	2414	2763	3179	3688	3195	.	2585	
			F	.	.	.	.	.	.	.	2585	

RENUMERATION MENSUELLE BRUTE  
CORRIGEE DES SALAIRES A TEMPS PLEIN:  
MOYENNE(M) ET COEFFICIENT DE VARIATION  
(CV) SELON L ACTIVITE, LE SEXE, LA  
QUALIFICATION ET L ANCIENNETE DANS  
L ENTREPRISE

CV

ANCIENNETE DANS L ENTREPRISE (ANNEES REVOLUES)						TOG. ENS.	SEXE	QUALIFICATION	RACE	ACTIVITE	
< 2	2 - 4	5 - 9	10 - 19	>= 20	(*)						
28.00	43.10	49.60	49.60	52.80	.	50.3	M	1A	645	ARTICLES D HABILLEMENT	
31.60	41.00	47.10	50.5	50.70	46.00	40.00	F				
30.00	31.1	30.0	84.60	35.5	.	58.2	M	1B			
27.40	28.70	33.00	27.0	30.0	.	29.0	F				
30.3	30.3	30.0	78.00	34.5	38.00	53.0	M	2			
44.40	46.0	87.10	55.7	77.00	.	63.1	F				
36.6	31.4	37.0	42.9	36.7	.	38.7	M	3			
45.0	44.7	82.7	58.9	70.0	.	59.4	F				
24.0	24.0	20.4	24.4	22.6	12.0	23.1	M	4			
28.2	25.3	20.7	24.2	22.4	18.3	26.9	F				
30.3	27.1	20.7	25.1	22.0	16.1	27.2	M	5			
23.7	25.3	23.3	22.0	22.0	23.0	24.5	F				
21.7	21.0	23.1	24.0	22.5	26.2	23.9	M	1A	646		CHAUSSURES, MAROQUINERIE
24.3	25.2	25.4	25.7	23.4	28.6	25.9	F				
23.4	30.0	27.3	27.8	.	.	101.10	M	2			
21.4	20.0	10.0	23.4	15.1	15.6	21.1	F				
22.2	23.7	21.0	24.3	.	16.9	51.6	M	3			
52.7	59.0	66.0	80.8	78.9	80.00	78.5	F				
30.0	35.7	30.1	53.1	50.1	54.5	47.9	M	4			
45.1	55.3	60.6	82.7	82.9	78.5	76.7	F				
.	38.70	44.40	44.20	50.50	.	50.2	M	1A	646		
.	44.60	44.40	47.50	66.20	.	59.1	F				
41.50	31.3	30.1	41.9	40.2	.	37.5	M	1B			
.	29.60	32.5	39.60	31.0	.	34.6	F				
41.40	32.3	31.5	42.4	40.3	.	37.8	M	2			
41.5	22.7	31.1	43.50	33.1	34.2	35.9	F				
31.0	33.7	40.5	38.3	30.3	.	38.9	M	3			
37.7	30.1	37.3	40.0	37.2	40.7	38.0	F				
19.3	24.3	21.7	21.0	.	.	26.0	M	4			
53.00	22.7	27.7	27.2	26.0	17.2	33.2	F				
48.7	23.0	27.2	27.3	26.4	17.6	32.3	M	5			
25.2	25.0	33.20	20.1	15.6	33.60	26.6	F				
20.5	20.5	32.0	31.2	37.1	24.9	32.6	M	1A	647	TISSUS D AMEUBLEMENT	
20.0	20.0	32.1	30.1	35.3	28.6	32.0	F				
19.0	20.2	27.5	19.2	17.5	17.5	23.4	M	2			
22.0	27.3	35.4	30.7	22.5	20.3	28.0	F				
22.5	26.3	33.7	20.0	22.2	19.8	27.9	M	3			
63.4	60.1	54.0	67.4	60.0	78.40	75.0	F				
39.0	47.2	44.6	51.0	91.1	45.2	60.0	M	4			
50.4	50.0	57.4	70.1	67.2	76.0	75.3	F				
.	.	29.50	.	.	.	48.60	M	1A	647		
.	.	20.7	26.2	20.7	.	20.1	F				
.	.	.	.	.	.	51.0	M	1B			
.	40.20	20.4	26.4	24.5	.	33.5	F				
50.40	34.00	20.8	23.5	.	40.40	36.5	M	2			
.	30.10	23.20	.	.	.	41.7	F				
52.20	37.7	27.1	40.70	24.00	37.70	40.3	M	3			
22.1	20.3	15.5	28.70	.	.	21.9	F				
20.40	24.0	10.0	27.70	.	20.4	25.0	M	4			
27.2	27.5	23.2	32.5	20.10	20.9	27.0	F				
23.6	26.0	10.0	25.4	.	20.1	25.6	M	5			
20.0	21.5	22.4	22.0	17.1	15.7	20.8	F				
25.0	20.5	25.3	20.7	20.1	22.0	26.7	M	1A	648/648	EQUIPEMENT DU FOYER	
.	17.0	.	.	.	23.1	20.6	F				
14.1	21.5	10.5	.	.	11.7	15.7	M	2			
20.0	22.4	10.4	.	.	14.9	10.3	F				
40.1	50.0	47.3	72.00	68.60	84.00	66.0	M	3			
34.3	40.5	32.4	51.0	37.0	26.5	41.4	F				
50.4	62.7	52.0	76.3	72.40	72.5	66.2	M	4			
20.00	48.00	30.00	42.7	30.6	45.50	43.1	F				
.	.	33.60	.	.	.	37.00	M	1A	648/648		
30.10	50.20	41.00	45.2	40.0	47.20	45.1	F				
42.30	39.5	45.6	44.0	44.90	.	43.0	M	1B			
.	17.0	33.00	20.00	30.00	.	34.0	F				
41.60	30.0	44.2	43.2	43.7	.	43.0	M	2			
43.6	42.7	42.5	44.1	36.1	82.00	45.1	F				
34.0	40.10	40.0	30.5	16.5	.	43.4	M	3			
43.4	43.6	43.3	43.1	33.5	59.70	45.1	F				
32.4	31.0	30.0	30.0	20.0	25.30	35.1	M	4			
33.2	52.7	27.3	47.4	25.0	.	42.9	F				
33.0	30.2	37.4	41.5	20.1	21.70	37.9	M	5			
20.6	20.0	29.0	23.4	23.0	22.1	20.5	F				
24.4	20.0	23.4	27.0	24.2	20.90	26.0	M	1A	648/648		
27.7	20.7	20.2	25.0	23.0	24.7	27.0	F				
25.4	35.5	23.9	20.1	20.00	13.4	20.0	M	2			
15.1	20.0	17.3	17.0	.	22.20	18.2	F				
23.0	31.5	24.6	21.5	27.10	.	26.5	M	3			
46.0	55.0	50.1	63.7	73.7	71.10	62.7	F				
33.0	48.0	46.1	47.9	52.0	63.60	48.6	M	4			
46.0	55.2	50.1	62.7	72.1	71.2	62.1	F				

TAB.D9

GROSS MONTHLY PAY(CORRECTED)  
OF FULL-TIME EMPLOYEES :  
MEAN(M) AND COEFFICIENT OF  
VARIATION(CV) ACCORDING TO  
ACTIVITY,SEX , QUALIFICATION AND  
LENGTH OF SERVICE IN ENTERPRISE

ACTIVITY	NACE	Q U A L I F I C A T I O N	S E X	LENGTH OF SERVICE IN ENTERPRISE (COMPLETED YEARS)						T O G. E N S.	
				< 2	2 - 4	5 - 8	10 - 19	>= 20	(*)		
BOOKS, NEWSPRS., STATIONERY, OFFICE SUPPS.	653	1A	M	7758#	7354#	7877#	6963#	8103	7465#	7619	
			F	7659#	7140#	7658#	7101	4886#	7121#	6231#	
		1B	M	5019	5083	5576	5890	5889	9553#	5550	
			F	3700	3955	3990	4330	4834#		4158	
		2	M	4650	4719	5054	5407	5651	9813#	5138	
			F	4058#	4798	4865	4426	3741#	4523	4388	
		3	M	3758	4987	3853	3317	3053	3356#	4009	
			F	3912	4900	4447	4003	3403	4211	4212	
		4	M	2108	2544	2581	2647	2708	2587	2481	
			F	2219	2315	2375	2308	2315		2295	
	5	M	2183	2414	2462	2441	2482	2483	2375		
		F	1887	2122	2319	2363	2303	1708	2093		
	T	M	1800	1838	1929	1973	2186	1609	1869		
		F	1836	1947	2059	2122	2234	1664	1956		
	OTHER RETAIL DISTRIBUTION	654/655	1A	M	1622	1877	1896	1993		1650#	1767
				F	1478	1547	1624	1657		1464	1537
			1B	M	1528	1683	1698	1726		1536	1616
				F	2096	3307	3935	4101	5164	4009	3561
			2	M	2377	2588	2405	2514	2882	2326#	2478
				F	2650	2908	3081	3279	4230	3393	2979
3			M			6892#	7679	8195#		7526	
			F							5487#	
4			M	4409#	4095	4306	4566#	5068	5543	4578	
			F		3498	3562#	4406#			4026	
5	M	4222#	3963	4107	4527	5043	5556	4461			
	F	2887#	3638#	3095#	3269	3189	2892#	3189			
T	M	2387#	2711#	2516	2738#	3030		2690			
	F	2776	3351	2903	3151	3128	2926#	3054			
VARIOUS NON-FOOD PRODUCTS	656	1A	M	2540	2641	2600	2811	2863		2649	
			F	2205	2008	2394	2304	2513		2260	
		1B	M	2421	2401	2497	2529	2736	2484	2478	
			F	1844	2150	2201	2261	2142	1945	2099	
		2	M	1669	1686	1911	1877	1932	1777	1779	
			F	1848	1934	2074	2103	2049	1892	1968	
		3	M	1627	1691	1796	1689		1600#	1683	
			F	1422	1495	1599	1851	1586#	1365	1509	
		4	M	1526	1596	1707	1767	1694	1501	1599	
			F	2144	2515	2802	3634	4978	2729	2892	
5	M	1670	1776	2194	2456	2711	2127#	2021			
	F	1961	2202	2548	3186	4278	2547	2553			
T	M				8424#	7162#		7482			
	F							6788#			
RETAIL TRADE	64/653- 656	1A	M	4469	4013	4577	8095#	7258#		7372	
			F	3275	3762	3680	3627	3808		4668	
		1B	M	4185	3927	4296	4323	4379		3770	
			F	2645	3080	3082	3653	3445#	3175#	4284	
		2	M	2428	2390	2386	2508	2701	2026#	3202	
			F	2572	2792	2767	2904	2895	2547#	2497	
		3	M	2158	2471	2309	2627	2649		2812	
			F	1818	1806	2015	2131	2267		2433	
		4	M	1977	2091	2083	2262	2382	2295#	2040	
			F	1908	2016	2166	2221	2175	2123#	2156	
	5	M	1581	1628	1689	1772	1865	1416	2063		
		F	1704	1726	1795	1884	1951	1601	1678		
	T	M	1595	1748	1854	2044		1502	1783		
		F	1432	1546	1541	1628	1791	1568	1735		
	64/653- 656	64/653- 656	1A	M	1480	1583	1612	1732	1790	1398	1522
				F	2180	2427	2764	3328	3848	3177#	1574
			1B	M	1580	1714	1839	2151	2499	1641	2778
				F	1801	1917	2113	2523	2923	2152#	1889
			2	M	6338	6609	7184	7873	8117	6811	2174
				F	4086#	5776#	6131#	6148	6578#	5354#	7449
3			M	5968	6478	7052	7580	7926	6558	5936	
			F	4448	4709	4769	4997	5072	4742	7224	
4			M	3617	3773	3953	3922	3988	4588#	4835	
			F	4297	4506	4585	4686	4680	4695	3927	
5	M	3071	3382	3522	3620	3434	3744	4594			
	F	2715	2816	2724	2656	2720	2965#	3415			
T	M	2962	3197	3273	3242	3141	3558	2725			
	F	2405	2529	2553	2731	2639	2506	3182			
3	M	1940	1886	2027	2162	2189	2285	2081			
	F	2199	2262	2245	2403	2398	2408	2558			
4	M	2003	2144	2246	2286	2176	2199	2081			
	F	1590	1682	1747	1841	1890	1686	2295			
5	M	1782	1867	1843	2024	2010	1898	1788			
	F	1604	1774	1863	1925	2002#	1770	1889			
T	M	1426	1519	1551	1633	1703	1475	1722			
	F	1487	1588	1642	1728	1818	1554	1486			
T	M	2217	2619	2869	3377	3773	3171	1567			
	F	1619	1767	1913	2157	2414	1930	2816			
T	M	1893	2131	2394	2749	3131	2529	1860			
	F							2300			



REMUNERATION MENSUELLE BRUTE  
CORRIGEE DES SALAIRES A TEMPS PLEIN:  
MOYENNE(N) ET COEFFICIENT DE VARIATION  
(CV) SELON L ACTIVITE, LE SEXE , LA  
QUALIFICATION ET L ANCIENNETE DANS  
L ENTREPRISE

CV

ANCIENNETE DANS L ENTREPRISE (ANNEES REVOLUES)							SEXE	QUALIFICATION	NACE	ACTIVITE
< 2	2 - 4	5 - 9	10 - 19	>= 20	(*)	TOT. ENS.				
38.00	48.00	42.40	43.00	44.6	48.00	44.5	M	1A	653	LIVRES, JOURN., PAPIER, EO. BUREAU
37.10	47.30	44.20	44.0	46.5	46.40	45.4	F			
44.3	49.2	52.4	54.0	54.0	43.7	49.7	T			
26.5	28.7	22.5	22.7	41.10		33.0	M	1B		
44.0	38.0	50.7	52.3	44.1	44.40	40.0	F			
170.00	58.0	68.2	59.5	58.40	40.7	110.1	T	2		
76.7	68.0	58.3	58.2	37.2	60.20	72.0	M			
142.4	65.0	65.3	61.2	52.4	54.4	102.5	F			
23.0	25.0	27.0	17.5	26.5	15.2	25.7	M	3		
23.2	21.0	27.0	25.3	21.0		24.2	F			
23.5	24.3	26.0	23.2	25.0	16.0	25.2	T	4		
25.3	23.1	26.5	22.0	23.0	27.0	26.3	M			
24.5	25.5	25.1	23.5	27.4	20.8	25.4	F	4		
25.0	25.5	27.3	24.0	26.0	24.0	28.4	T			
27.4	26.0	24.1	24.1		31.10	27.7	M	5		
20.0	24.0	21.4	18.0		14.4	21.0	F			
24.0	27.2	23.5	20.7	20.5	24.2	25.4	T			
100.2	71.1	73.0	67.7	65.0	70.7	101.7	M	T		
70.0	62.4	58.7	62.2	40.0	60.40	74.4	F			
132.0	77.7	75.0	72.3	70.5	85.5	90.0	T			
		41.70	37.3	45.00		44.0	M	1A	654/655	AUTRES COMMERCES DE DETAIL
		41.60	42.4	46.0		44.10	F			
35.00	31.2	24.0	44.40	33.0	21.1	35.3	T	1B		
	18.0	30.30	24.70			35.2	M			
37.20	38.1	28.1	40.0	33.0	23.1	35.0	F			
45.00	40.50	43.00	32.3	24.0	30.30	30.2	T	2		
23.00	44.30	27.0	30.70	23.0		35.6	M			
43.7	43.5	41.6	34.5	24.4	41.50	30.3	F	3		
30.0	37.0	27.0	20.5	24.2		32.7	T			
37.5	27.2	34.5	25.7	20.7		31.3	M	3		
30.0	37.3	31.4	25.2	24.0	10.2	33.2	F			
23.3	24.0	25.2	21.3	16.7	20.1	24.2	T	4		
22.0	24.0	27.0	23.5	22.5	25.3	25.7	M			
24.3	27.5	27.1	23.0	20.0	22.1	20.1	F	5		
21.0	25.0	21.0	24.3		22.20	23.5	T			
17.4	10.2	21.1	26.4	20.00	13.1	21.0	M	5		
21.2	23.0	22.3	26.0	22.0	21.1	23.4	F			
55.0	54.0	60.7	67.0	60.0	65.2	71.2	T			
34.3	35.0	51.4	56.4	55.3	57.00	51.5	M	T		
52.3	52.0	60.0	68.0	73.3	65.0	70.0	F			
			37.50	38.00		40.5	T	1A	656	PRODUITS DIVERS NON ALIMENT.
			30.00	30.00		42.20	M			
34.2	24.2	26.7	33.2	30.00		40.0	F	1B		
10.1	19.0	21.0	33.2	43.60		34.0	T			
34.0	23.2	27.0	20.0	21.0		25.4	M			
25.7	32.1	20.5	33.0	30.5		33.7	F			
22.1	27.0	26.3	40.0	34.00	31.70	36.2	T	2		
25.0	33.2	31.3	27.4	41.3	32.50	31.0	M			
23.4	23.1	20.7	40.4	40.0	30.70	36.0	F			
17.4	23.0	21.0	21.3	14.0		22.5	T	3		
22.7	20.0	22.1	23.1	27.0		23.0	M			
22.1	21.5	23.2	24.0	24.0	25.00	24.0	F	4		
10.1	10.0	10.0	10.2	15.0	21.00	22.2	T			
22.2	22.2	23.1	10.2	23.0	10.0	19.0	M	4		
20.0	24.0	23.1	21.3	22.5	20.2	22.0	F			
15.0	16.0	15.4	21.3		10.6	27.3	T	5		
21.7	19.5	18.0	10.0	16.4	13.0	17.5	M			
54.5	44.4	46.7	22.4	15.0	13.0	21.7	F	T		
26.5	20.3	20.0	56.2	62.0	75.50	50.7	T			
47.0	40.0	44.5	43.3	44.0	40.3	39.0	M			
45.3	40.0	45.0	50.0	50.7	70.00	54.0	F			
47.40	43.70	41.30	44.4	47.0	45.6	46.8	T	1A	64/653-656	COMMERCE DE DETAIL
40.0	47.0	49.0	40.0	58.10	32.50	40.0	M			
37.0	30.3	37.2	45.2	40.4	45.2	47.0	F			
26.4	25.2	26.1	20.2	30.2	40.1	40.0	T	1B		
37.5	37.0	36.7	20.2	30.6	32.40	20.0	M			
60.0	41.5	46.2	44.0	38.6	30.1	39.0	F	2		
65.0	61.3	40.7	44.0	47.4	40.8	54.0	T			
64.0	47.0	46.0	40.0	38.2	50.50	50.0	M			
20.0	27.3	26.2	26.0	24.2	22.0	27.7	F	3		
31.0	33.5	26.0	30.6	20.5	20.5	30.2	T			
32.0	32.3	26.7	31.2	27.0	24.7	30.0	M	4		
25.2	25.5	25.0	23.0	22.0	26.0	25.6	F			
21.5	22.4	22.5	23.0	24.7	24.0	23.4	T			
26.5	27.1	27.4	20.3	20.3	20.3	27.2	M	5		
23.2	26.3	22.0	22.4	94.00	25.7	32.1	F			
17.3	17.4	17.1	10.0	17.0	17.0	16.3	T			
20.7	22.0	21.4	22.0	65.0	24.5	25.4	M	T		
63.0	53.1	67.1	62.8	70.2	68.1	64.0	F			
30.5	41.0	39.0	46.2	51.2	54.5	45.5	T			
58.6	53.0	67.0	63.7	70.0	60.3	63.7	F			

TAB.D10

INDEX OF MEAN GROSS MONTHLY PAY (CORRECTED) OF FULL-TIME EMPLOYEES ACCORDING TO ACTIVITY, SEX, QUALIFICATION AND LENGTH OF SERVICE (PAY OF ALL FULL-TIME EES.=100)

INDICE DE LA REMUNERATION MENSUELLE BRUTE CORRIGEE MOYENNE DES SALAIRES A TEMPS PLEIN SELON L ACTIVITE, LE SEXE, LA QUALIFICATION ET L ANCIENNETE (REM. DE L EMS. DES SAL. A TEMPS PLEIN = 100)

ACTIVITY	WAGE	QUALIFICATION	SEX	LENGTH OF SERVICE IN ENTERPRISE (COMPLETED YEARS)						106. EMS.	
				< 2	2 - 4	5 - 9	10 - 19	>= 20	(*)		
AGRIC. PRIMARY PROD., LIVESTOCK, TEXT.	611	1A	M	99.8#	94.5#	91.3#	104.3	106.5#	91.9#	100.0	
			F	100.4#	93.2#	91.9#	104.2	106.3#	93.4#	100.0	
		1B	M	91.8	100.0	91.7	104.0	110.5	96.5#	100.0	
			F	90.8	99.3	91.0	104.2	111.5	97.8	100.0	
		2	M	93.8	94.7	101.6	107.7	100.5	97.5#	100.0	
			F	93.6	95.6	93.7#	95.6#	110.2#	99.8	100.0	
		3	M	96.3	100.2	102.6	101.6	104.2	94.4	100.0	
			F	96.4	96.9	100.7	102.6	115.2	100.9	100.0	
		4	M	96.2	99.7	102.1	102.5	106.7	95.0	100.0	
			F	94.8	101.4	103.8	103.2	104.4	93.8	100.0	
		5	M	94.2	97.6	105.7	113.0	116.6	92.2	100.0	
			F	93.6	99.1	104.6	106.7	108.0	95.5	100.0	
	T	M	93.3	103.4	106.4	110.8	103.5	88.1	100.0		
		F	97.2	99.4	105.6	103.7	106.4	96.1	100.0		
	FUELS, ORES, INDUSTRIAL CHEMICALS	612	1A	M	91.1#	96.9#	85.2	101.9	105.7	91.9	100.0
				F	87.2#	97.6#	85.8	101.4	106.5	91.2#	100.0
			1B	M	85.7	90.7	99.8	106.8	106.6	101.2#	100.0
				F	104.3#	85.0#	99.4#	101.8#	103.2#	91.0	100.0
			2	M	86.8	90.8	100.3	105.9	106.0	102.9#	100.0
				F	93.9	95.6	99.0	102.7	107.8	113.6#	100.0
			3	M	82.7#	83.6#	98.9	102.8	110.5	91.7#	100.0
				F	93.7	94.8	99.0	102.6	107.7	113.7#	100.0
			4	M	89.1	93.0	100.4	106.6	119.8	101.4	100.0
				F	90.3	93.1	97.9	107.0	120.5	91.0	100.0
5			M	89.6	92.9	99.5	106.7	120.0	103.4	100.0	
			F	91.5	98.9	100.7	108.3	110.2	91.6	100.0	
T	M	91.0	97.2	103.8	114.1	114.2	85.2	100.0			
	F	91.0	98.2	101.6	110.4	111.5	86.7	100.0			
TIMBER, BUILDING MATERIALS	613	1A	M	92.9	100.7	106.3	106.1	115.3	111.7#	100.0	
			F	92.8	98.7	103.3	118.4	139.7	91.0	100.0	
		1B	M	92.6	100.5	105.6	108.8	120.0	113.0#	100.0	
			F	76.0	85.9	98.2	114.7	151.1	105.7#	100.0	
		2	M	83.1	90.1	101.0	120.1	137.7	90.0#	100.0	
			F	76.8	86.1	98.6	117.0	151.1	100.4	100.0	
		3	M	78.3#	85.2#	102.9#	106.3	99.1	111.4#	100.0	
			F	79.0#	86.5#	100.7#	107.2	99.2	106.6#	100.0	
		4	M	89.3	91.7	101.6	108.9	108.1	98.3#	100.0	
			F	89.5	92.5	101.7	106.8	114.5#	92.7#	100.0	
		5	M	86.2	91.3	107.0	108.4	106.9	127.0#	100.0	
			F	84.8#	84.4	95.0	106.9#	119.0#	99.2	100.0	
MACHINERY, EQUIPMENTS, VEHICLES	614	1A	M	86.4	90.8	106.2	107.8	108.0	126.6#	100.0	
			F	93.5	100.6	100.9	104.6	104.0	99.2	100.0	
		1B	M	88.6	96.0	101.2	110.8	116.0	91.0	100.0	
			F	92.7	99.6	101.0	105.8	106.5	102.3	100.0	
		2	M	94.1	99.4	104.4	105.7	102.5	93.8	100.0	
			F	90.3	97.8	108.3	118.4	128.8	96.3	100.0	
		3	M	92.6	97.9	105.6	109.2	107.8	95.4	100.0	
			F	95.1	100.8	104.0	105.7	106.9	89.8	100.0	
		4	M	95.4	102.4	105.6	115.5#	106.9	88.4	100.0	
			F	94.8	101.0	104.5	107.3	108.2	88.7	100.0	
		5	M	79.2	89.3	103.1	119.3	148.5	102.0	100.0	
			F	79.7	91.3	105.2	127.5	176.8#	111.0#	100.0	
T	M	78.8	88.8	103.9	121.7	153.7	103.6	100.0			
	F	88.1#	94.7	100.6	100.8	104.4	94.9#	100.0			
MACHINERY, EQUIPMENTS, VEHICLES	614	1A	M	87.0#	99.8	98.4	100.2	105.2	92.3#	100.0	
			F	87.1	93.8	104.3	107.8	108.1	107.7#	100.0	
		1B	M	86.1	106.9	93.8	100.9	102.9	91.3	100.0	
			F	87.4	94.8	104.0	107.1	105.8	110.3#	100.0	
		2	M	82.1	99.2	106.0	109.1	105.8	117.4#	100.0	
			F	87.5	101.2	102.6	100.4	101.3	91.0	100.0	
		3	M	82.8	99.6	105.6	107.6	104.5	115.3#	100.0	
			F	94.4	99.4	102.9	103.7	106.8	91.3	100.0	
		4	M	99.9#	96.9	100.0	104.3	103.5	89.1	100.0	
			F	95.9	98.5	102.2	103.9	105.5	91.0	100.0	
		5	M	92.9	100.3	104.1	108.0	109.2	97.5	100.0	
			F	91.6	100.1	106.2	115.1	114.0	95.8	100.0	
	T	M	92.1	100.2	104.9	110.5	110.8	97.3	100.0		
		F	94.9	100.3	110.6	109.9	118.4	92.4#	100.0		
	MACHINERY, EQUIPMENTS, VEHICLES	614	1A	M	94.7	99.8	104.7	116.4	120.6	92.0	100.0
				F	95.0	100.1	108.3	111.7	119.3	90.6	100.0
			1B	M	76.1	92.1	108.5	122.0	141.0	115.6	100.0
				F	83.2	95.6	105.9	120.5	142.3	103.5#	100.0
			2	M	76.7	92.4	108.7	123.4	142.4	113.5	100.0
				F	76.7	92.4	108.7	123.4	142.4	113.5	100.0

TAB.D10

INDEX OF MEAN GROSS MONTHLY PAY (CORRECTED) OF FULL-TIME FEMALE EMPLOYEES ACCORDING TO ACTIVITY, QUALIFICATION AND LENGTH OF SERVICE (PAY OF FULL-TIME MALE EES = 100)

INDICE DE LA REMUNERATION MENSUELLE BRUTE CORRIGEE MOYENNE DES SALAIRES FEMININS A TEMPS PLEIN SELON L'ACTIVITE, LA QUALIFICATION ET L'ANCIENNETE (REM. DES SAL. MASC. A TEMPS PLEIN = 100)

ANCIENNETE DANS L'ENTREPRISE (ANNEES REVOLUES)							SEX E	O U A L I F I C A T I O N	NACE	ACTIVITE
< 2	2 - 4	5 - 9	10 - 19	>= 20	(*)	100.0 ENS.				
100.00	100.00	100.00	100.0	100.00	100.00	100.0	M	1A	611	MAT. PREM. AGR., ANIMAUX, TEXTILES
-	-	-	-	-	-	-	F	1B	-	
100.0	100.0	100.0	100.0	100.0	100.00	100.0	M	2	-	
-	-	80.30	-	-	-	85.8	F	-	-	
100.0	100.0	100.0	100.0	100.0	100.00	100.0	M	3	-	
80.7	87.0	88.0	91.5	100.1	96.0	90.6	F	-	-	
100.0	100.0	100.0	100.0	100.0	100.0	100.0	M	4	-	
83.4	80.7	85.4	91.8	93.6	82.5	83.0	F	-	-	
100.0	100.0	100.0	100.0	100.0	100.0	100.0	M	5	-	
80.3	82.4	85.1	80.2	-	93.5	85.7	F	-	-	
100.0	100.0	100.0	100.0	100.0	100.0	100.0	M	T	-	
74.0	80.0	69.7	72.0	66.8	80.3	60.7	F	-	-	
100.00	100.00	100.0	100.0	100.0	-	100.0	M	1A	612	COMBUSTIBLES, MINERAIS, PR. CHIMIQUES
-	-	-	-	-	-	-	F	1B	-	
100.0	100.0	100.0	100.0	100.0	100.00	100.0	M	2	-	
84.50	72.70	77.30	74.00	75.20	-	77.8	F	-	-	
100.0	100.0	100.0	100.0	100.0	100.00	100.0	M	3	-	
81.00	81.30	82.0	83.1	85.3	-	83.0	F	-	-	
100.0	100.0	100.0	100.0	100.0	100.0	100.0	M	4	-	
84.2	83.1	80.6	83.4	83.5	-	83.0	F	-	-	
100.0	100.0	100.0	100.0	100.0	100.0	100.0	M	5	-	
81.4	88.2	84.7	88.7	85.2	85.4	81.8	F	-	-	
100.0	100.0	100.0	100.0	100.0	100.00	100.0	M	T	-	
87.2	85.6	85.0	87.5	105.0	-	87.4	F	-	-	
100.0	100.0	100.0	100.0	100.0	100.00	100.0	M	1A	613	BOIS, MATERIAUX DE CONSTR.
77.4	74.2	72.8	74.1	64.5	80.20	70.8	F	1B	-	
100.00	100.00	100.00	100.0	100.0	100.00	100.0	M	2	-	
-	-	-	-	-	-	80.50	F	-	-	
100.0	100.0	100.0	100.0	100.0	100.00	100.0	M	3	-	
81.60	86.1	82.7	81.00	103.70	-	83.1	F	-	-	
100.0	100.0	100.0	100.0	100.0	100.0	100.0	M	4	-	
88.7	89.4	84.0	88.3	104.5	-	83.7	F	-	-	
100.0	100.0	100.0	100.0	100.0	100.0	100.0	M	5	-	
82.5	84.7	89.3	86.5	100.1	88.4	86.1	F	-	-	
100.0	100.0	100.0	100.0	100.0	100.0	100.0	M	T	-	
88.0	88.1	88.1	87.00	-	87.4	88.8	F	-	-	
100.0	100.0	100.0	100.0	100.0	100.0	100.0	M	1A	614	MACHINES, VEHICULES
76.9	78.1	78.0	81.6	81.00	83.20	76.4	F	1B	-	
100.00	100.0	100.0	100.0	100.0	100.00	100.0	M	2	-	
-	-	71.60	-	-	-	80.00	F	-	-	
100.0	100.0	100.0	100.0	100.0	100.00	100.0	M	3	-	
80.0	82.3	72.6	75.7	77.0	-	80.0	F	-	-	
100.0	100.0	100.0	100.0	100.0	100.00	100.0	M	4	-	
82.0	89.0	84.4	80.3	83.8	-	87.2	F	-	-	
100.0	100.0	100.0	100.0	100.0	100.0	100.0	M	5	-	
100.20	82.4	82.1	85.3	81.0	82.5	84.0	F	-	-	
100.0	100.0	100.0	100.0	100.0	100.0	100.0	M	T	-	
88.0	87.9	89.0	83.0	82.0	80.5	88.0	F	-	-	
100.0	100.0	100.0	100.0	100.0	100.00	100.0	M	10	-	
81.4	81.2	86.7	87.0	83.3	81.2	81.0	F	-	-	
100.0	100.0	100.0	100.0	100.0	100.0	100.0	M	2	-	
74.6	70.0	66.6	87.4	88.0	81.10	68.2	F	-	-	

TAB.D10

INDEX OF MEAN GROSS MONTHLY PAY (CORRECTED) OF FULL-TIME EMPLOYEES ACCORDING TO ACTIVITY, SEX, QUALIFICATION AND LENGTH OF SERVICE (PAY OF ALL FULL-TIME EES.=100)

INDICE DE LA REMUNERATION MENSUELLE BRUTE CORRIGEE MOYENNE DES SALAIRES A TEMPS PLEIN SELON L ACTIVITE, LE SEXE, LA QUALIFICATION ET L ANCIENNETE (REM. DE L ENS. DES SAL. A TEMPS PLEIN = 100)

ACTIVITY	NACE	QUALIFICATION	SEX	LENGTH OF SERVICE IN ENTERPRISE (COMPLETED YEARS)						TOG. ENS.	
				< 2	2 - 4	5 - 9	10 - 19	>= 20	(*)		
FURNITURE, HSEHD. GOODS, HARDWARE	615	1A	M	88.1#	92.3#	86.9	112.8	99.1#		100.0	
			F	90.8#	98.3#	86.6	110.9	97.6#		100.0#	
			T	92.6	97.0	101.9	102.7	103.1	105.4#	100.0	
			M	106.5	106.5#	101.9	89.2	104.1#		100.0	
			F	93.6	98.3	102.1	101.3	102.9	102.9#	100.0	
			T	86.8	96.6	102.9	108.9	106.8		100.0	
			M	84.0	103.6#	91.8	111.3#	104.7		100.0	
			F	87.0	97.4	101.8	108.8	105.7		100.0	
			T	94.9	101.9	100.8	103.5	98.2	96.3#	100.0	
			M	98.7	97.5	99.4	107.4	107.8	80.4#	100.0	
			F	96.0	100.2	100.6	104.8	101.0	85.8	100.0	
			T	93.5	100.8	102.6	108.1	107.4	93.3	100.0	
			M	93.3	99.5	103.9	111.5	116.3	97.2	100.0	
			F	93.1	100.0	103.4	109.9	111.1	95.6	100.0	
			T	94.1	102.0	104.5	116.5		87.8	100.0	
			M	96.2	100.2	107.5	111.1		93.0	100.0	
			F	94.8	101.2	106.1	115.4	111.4	89.4	100.0	
			T	77.9	92.2	100.5	122.6	147.4	103.0#	100.0	
			M	87.7	95.2	102.6	121.8	144.2	99.5#	100.0	
			F	78.8	92.1	101.9	125.2	151.8	101.1#	100.0	
T		87.0#	91.7#	105.8#	104.3#		100.0				
TEXTILES, CLOTHING, FOOTWR., LEATHERWARE	616	1A	M		88.7#	90.5#	101.4#	105.7		100.0#	
			F		84.4	94.6	99.3	104.3	108.4		100.0
			T	81.6#	96.6#	97.6	110.6	99.8		100.0	
			M	95.4	96.1	100.9	103.6	103.4		100.0	
			F	88.9	99.7	101.1	118.1	90.8	111.3#	100.0	
			T	98.9#	95.5#	90.1#	106.9	114.2	75.6	100.0	
			M	92.1	97.4	101.6	112.2	95.7	100.6#	100.0	
			F	101.9	97.3	99.7	104.1	97.6		100.0	
			T	96.5	97.2	98.5	111.1	106.4	81.0	100.0	
			M	89.9	97.8	98.5	107.5	102.9	81.3	100.0	
			F	83.3	99.0	103.3	109.6	111.7		100.0	
			T	83.9	96.0	104.8	111.8	121.8	89.2	100.0	
			M	94.1	96.3	104.2	111.6	118.1	86.8	100.0	
			F	94.8	105.1	101.2	104.8	106.8#	84.3	100.0	
			T	94.0	101.2	107.2	119.1	110.5	94.4	100.0	
			M	93.8	103.1	105.4	114.3	108.4	90.4	100.0	
			F	76.4	86.2	103.7	120.5	141.6		100.0	
			T	83.8	92.9	103.3	125.8	142.0	101.7#	100.0	
			M	77.6	86.6	105.7	125.0	154.6	99.8#	100.0	
			F	83.3#		92.3#	105.6	99.1	103.7#	100.0	
T											
FOOD, DRINK, TOBACCO	617	1A	M	83.9#	102.4#	92.4#	105.0	100.2	104.5#	100.0	
			F	91.1	97.2	96.3	109.8	99.8	93.2#	100.0	
			T		105.7#		97.0#	93.2#		100.0#	
			M	92.1	97.8	98.0	109.1	97.4	90.8#	100.0	
			F	90.5	99.6	103.0	101.3	106.2		100.0	
			T	91.7#	105.9#	105.7#	94.5	101.2#		100.0	
			M	91.1	100.5	103.3	100.1	104.5		100.0	
			F	95.0	100.3	101.0	102.9	103.9	96.6	100.0	
			T	94.2	97.5	100.1	104.5	111.1		100.0	
			M	95.1	99.1	100.8	103.7	105.0	99.0	100.0	
			F	93.0	99.1	105.9	105.8	102.3	95.6	100.0	
			T	91.2	98.7	104.4	114.8	112.8	97.2	100.0	
			M	92.3	98.0	106.1	108.7	105.5	96.7	100.0	
			F	93.6	101.9	105.3	109.5	109.8	102.7	100.0	
			T	95.1	101.5	103.8	110.6	102.1#	97.9	100.0	
			M	94.3	101.1	104.2	110.8	111.7	103.3	100.0	
			F	79.0	91.8	103.2	119.3	140.9	116.7#	100.0	
			T	86.1	97.7	103.9	118.2	147.5	105.3#	100.0	
			M	79.6	91.3	104.1	122.7	146.6	118.3	100.0	
			F								
T											
TOBACCO PRODUCTS	617.6	1A	M								
			F								
			T								
			M								
			F								
			T								
			M								
			F								
			T								
			M								
			F								
			T								
			M								
			F								
			T								
			M								
			F								
			T								

INDEX OF MEAN GROSS MONTHLY PAY (CORRECTED) OF FULL-TIME FEMALE EMPLOYEES ACCORDING TO ACTIVITY, QUALIFICATION AND LENGTH OF SERVICE (PAY OF FULL-TIME MALE EES = 100)

INDICE DE LA REMUNERATION MENSUELLE BRUTE CORRIGEE MOYENNE DES SALAIRES FEMININS A TEMPS PLEIN SELON L'ACTIVITE, LA QUALIFICATION ET L'ANCIENNETE (REM. DES SAL. MASC. A TEMPS PLEIN = 100)

ANCIENNETE DANS L'ENTREPRISE (ANNEES REVOLUES)							SEX	QUALIFICATION	NACE	ACTIVITE	
< 2	2 - 4	5 - 9	10 - 19	>= 20	(*)	100. ENS.					
100.00	100.00	100.0	100.0	100.00	.	100.0	M F	1A	615	MEUBLES, ART. MENAGERS QUINCAILLERIE	
.	.	.	.	.	.	84.50	M F	1B			
100.0	100.0	100.0	100.0	100.0	100.00	100.0	M F	2			
81.4	87.30	78.4	80.0	80.30	.	79.5	M F	3			
100.0	100.0	100.0	100.0	100.0	.	100.0	M F	4			
83.2	92.20	76.7	80.00	84.3	.	86.0	M F	5			
100.0	100.0	100.0	100.0	100.0	100.00	100.0	M F	T			
84.7	87.1	80.0	84.5	89.0	76.00	91.1	M F	1A	616		TEXTILE, HABILLEMENT, CHAUSSURES
100.0	100.0	100.0	100.0	100.0	100.0	100.0	M F	1B			
88.3	87.4	80.0	81.3	85.0	92.2	88.5	M F	2			
100.0	100.0	100.0	100.0	100.0	100.0	100.0	M F	3			
82.0	89.1	83.4	86.5	.	96.2	90.0	M F	4			
100.0	100.0	100.0	100.0	100.0	100.00	100.0	M F	5			
74.7	80.5	87.7	86.0	84.0	64.10	66.4	M F	T			
.	100.00	100.00	100.00	100.00	.	100.0	M F	1A	617	PRODUITS ALIM., BOISSONS, TABAC	
100.0	100.0	100.0	100.0	100.0	.	100.0	M F	1B			
84.00	76.00	73.7	79.5	80.1	.	75.0	M F	2			
100.0	100.0	100.0	100.0	100.0	100.00	100.0	M F	3			
70.00	80.70	63.90	64.0	80.2	48.7	71.7	M F	4			
100.0	100.0	100.0	100.0	100.0	.	100.0	M F	5			
82.0	86.5	85.5	82.4	84.4	82.0	86.0	M F	T			
100.0	100.0	100.0	100.0	100.0	100.0	100.0	M F	1A	617.6		PRODUITS DU TABAC
87.2	84.0	87.0	80.3	84.4	82.3	86.5	M F	1B			
100.0	100.0	100.0	100.0	100.00	100.0	100.0	M F	2			
84.1	81.7	80.0	86.4	87.0	95.0	84.0	M F	3			
100.0	100.0	100.0	100.0	100.0	.	100.0	M F	4			
80.5	59.4	55.0	57.0	55.4	51.40	55.2	M F	5			
100.00	.	100.00	100.0	100.0	100.00	100.0	M F	T			
100.0	100.0	100.0	100.0	100.0	100.00	100.0	M F	1A	617.6		
.	89.20	.	72.50	76.00	.	82.10	M F	1B			
100.0	100.0	100.0	100.0	100.0	.	100.0	M F	2			
82.50	86.70	83.50	78.0	77.00	.	81.5	M F	3			
100.0	100.0	100.0	100.0	100.0	100.0	100.0	M F	4			
87.7	80.1	87.7	80.0	84.7	.	86.0	M F	5			
100.0	100.0	100.0	100.0	100.0	100.0	100.0	M F	T			
79.2	80.4	79.0	87.6	80.0	82.1	80.7	M F	1A	617.6		
100.0	100.0	100.0	100.0	100.0	100.0	100.0	M F	1B			
80.3	84.5	83.7	85.7	78.00	81.0	84.0	M F	2			
100.0	100.0	100.0	100.0	100.0	100.00	100.0	M F	3			
71.7	70.1	66.3	85.2	80.0	50.40	85.0	M F	4			
.	.	.	.	.	.	.	M F	5			
.	.	.	.	.	.	.	M F	T			
.	.	.	.	.	.	.	M F	1A	617.6		
.	.	.	.	.	.	.	M F	1B			
.	.	.	.	.	.	.	M F	2			
.	.	.	.	.	.	.	M F	3			
.	.	.	.	.	.	.	M F	4			
.	.	.	.	.	.	.	M F	5			
.	.	.	.	.	.	.	M F	T			

**TAB.D10**

INDEX OF MEAN GROSS  
MONTHLY PAY (CORRECTED)  
OF FULL-TIME EMPLOYEES  
ACCORDING TO ACTIVITY, SEX,  
QUALIFICATION AND LENGTH OF SERVICE  
(PAY OF ALL FULL-TIME EES.=100)

INDICE DE LA REMUNERATION  
MENSUELLE BRUTE CORRIGEE  
MOYENNE DES SALAIRES  
A TEMPS PLEIN SELON L'ACTIVITE, LE SEXE,  
LA QUALIFICATION ET L'ANCIENNETE  
(REM. DE L'EMS. DES SAL. A TEMPS PLEIN = 100)

ACTIVITY	NACE	Q U A L I F I C A T I O N	S E X	LENGTH OF SERVICE IN ENTERPRISE (COMPLETED YEARS)							
				< 2	2 - 4	5 - 9	10 - 19	>= 20	(°)	TOT. ENS.	
PHARMACEUTICAL, MEDICAL GDS... CLEANING MAT.	618	1A	M	89.2#	89.9	107.8	110.7	94.5	95.2#	100.0	
			F	-	-	-	-	109.3#	100.0#		
		1B	M	90.3#	88.9	106.3	112.3	95.5	93.3#	100.0	
			F	108.7	95.7#	107.1#	102.9	96.3	-	100.0	
		2	M	84.2	104.3#	102.0	104.9	116.0	75.2	100.0	
			F	98.7	96.3	107.1	100.0	105.0	88.1	100.0	
		3	M	87.1	104.5#	103.5	105.0	109.2	75.7	100.0	
			F	95.8	101.6	94.5	94.4	89.7	-	100.0	
		4	M	96.2	98.5	101.4	105.1	106.6	87.7	100.0	
			F	96.7	100.1	97.3	98.6	96.7	136.9#	100.0	
	5	M	89.9	97.0	104.4	109.7	113.4	84.2	100.0		
		F	90.3	94.8	103.5	112.5	118.9	93.2	100.0		
	T	M	90.0	95.5	104.4	111.2	116.3	94.2	100.0		
		F	95.1	102.6	105.8	112.6	115.6	83.0	100.0		
	PHARMACEUTICALS	618.1	1A	M	94.3	100.4	107.4	120.2	130.5	92.8	100.0
				F	95.0	101.9	107.1	117.3	124.6	89.5	100.0
			1B	M	87.0	86.9	95.2	106.5	124.0	81.0	100.0
				F	-	95.1	104.5	115.0	134.8	85.3	100.0
			2	M	-	89.8	100.6	111.3	129.6	77.1	100.0#
				F	-	-	-	-	104.9#	-	100.0#
3			M	-	-	-	-	105.6#	-	100.0#	
			F	103.8#	87.0#	89.3#	106.6	119.7#	-	100.0	
4			M	103.3#	86.4#	92.6#	108.0	114.3#	-	100.0	
			F	105.8#	99.1#	100.6	100.5	111.7	69.4	100.0	
5	M	109.7#	100.2#	103.7	102.2	109.1	86.6	100.0			
	F	90.5	98.3	110.4#	105.8#	95.9#	72.9	100.0			
T	M	83.4#	82.9#	106.0#	108.9	108.0	100.0	100.0			
	F	89.0	92.1	108.9	106.5	101.2	100.0	100.0			
OTHER WHOLESALE DISTRIBUTION	619	1A	M	87.4	97.3	104.8	112.0	114.9	92.1	100.0	
			F	88.7	93.4	103.8	112.1	118.1	91.1	100.0	
1B		M	88.3	94.2	104.9	111.6	116.3	92.9	100.0		
		F	89.7	103.9#	105.1#	112.0	140.6	92.4	100.0		
2		M	92.4	99.6	112.0	125.4	140.6	90.0	100.0		
		F	92.0	101.2	111.3	123.4	136.8	90.0	100.0		
3		M	77.0	91.0	101.5	112.5	144.9	78.9	100.0		
		F	85.4	93.5	105.0	114.7	132.6	85.4	100.0		
4		M	80.8	91.3	105.8	114.2	142.5	80.0	100.0		
		F	71.0#	75.8	89.0	96.9	91.3#	79.1#	100.0#		
5		M	70.5#	76.8	90.4	95.8	80.3#	100.0#	100.0		
		F	91.4	99.3	101.1	102.0	109.1	94.8#	100.0		
T		M	76.8#	93.0#	97.6	107.9	110.9#	100.0	100.0		
		F	91.3	100.0	99.4	102.0	108.1	100.7#	100.0		
PAPER, BOOKS, STATIONERY, NEWSPAPERS		619.1/2	1A	M	85.3	97.2	105.2	106.8	115.3	109.0#	100.0
				F	90.9	93.2	94.0	97.9	96.3	133.3#	100.0
1B			M	86.8	97.6	104.7	104.6	108.7	112.4	100.0	
			F	93.5	96.3	107.6	104.6	106.7	100.0	100.0	
2			M	93.7	98.1	104.9	101.9	110.5	100.0	100.0	
			F	94.2	96.8	106.6	103.1	107.4	115.8#	100.0	
3	M		91.6	101.4	105.9	106.8	108.1	91.1#	100.0		
	F		93.2	98.0	103.6	111.5	121.3	99.1	100.0		
4	M		92.5	99.2	105.2	109.5	115.3	94.5	100.0		
	F		92.9	103.6	107.7	113.8	99.7	100.0	100.0		
5	M		93.2	100.1	106.6	116.5	113.4	93.1	100.0		
	F		93.2	101.6	106.9	115.0	113.1	97.0	100.0		
T	M		69.2	89.6	102.8	123.7	119.9	100.0	100.0		
	F		82.5	92.5	105.3	120.3	140.8	147.4#	100.0		
PAPER, BOOKS, STATIONERY, NEWSPAPERS	619.1/2		1A	M	72.2	89.7	105.2	125.7	126.3	126.3	100.0
				F	-	75.8#	110.8#	104.3#	122.6#	-	100.0
1B			M	-	76.6#	112.6#	102.7#	121.4#	-	100.0#	
			F	85.3#	96.3	90.1#	103.2#	119.1	-	100.0	
2			M	85.8#	95.8	89.0#	103.8	122.3	-	100.0	
			F	87.7	90.5	114.0	108.5	98.4#	-	100.0	
3		M	91.1#	87.5#	-	108.2#	-	-	100.0		
		F	86.7	91.4	115.4	107.5	100.8	92.7#	100.0		
4		M	86.1	95.1	113.3#	102.1	-	-	100.0		
		F	88.4	95.1	103.7	103.5	118.1	-	100.0		
5		M	88.3	94.5	108.4	102.9	110.4	-	100.0		
		F	93.1	100.3	99.0	107.8	118.0	-	100.0		
T		M	88.7	96.0	108.9	115.7	118.8	-	100.0		
		F	90.5	97.1	104.3	111.8	118.8	-	100.0		
T		M	92.3	99.0	111.4	114.7	117.1	133.8#	100.0		
		F	89.1	95.8	112.8	110.7	-	-	100.0		
T		M	91.5	97.6	111.6	112.0	117.1	-	100.0		
		F	70.1	88.5	98.5	120.6	160.7	100.0	100.0		
T		M	84.5	89.7	108.3	118.6	134.6	-	100.0		
		F	72.6	87.3	102.6	122.4	161.0	134.3#	100.0		

INDEX OF MEAN GROSS  
MONTHLY PAY (CORRECTED)  
OF FULL-TIME FEMALE EMPLOYEES  
ACCORDING TO ACTIVITY,  
QUALIFICATION AND LENGTH OF SERVICE  
(PAY OF FULL-TIME MALE EES. = 100)

INDICE DE LA REMUNERATION  
MENSUELLE BRUTE CORRIGEE  
MOYENNE DES SALAIRES FEMININS  
A TEMPS PLEIN SELON L'ACTIVITE,  
LA QUALIFICATION ET L'ANCIENNETE  
(REM. DES SAL. MASC. A TEMPS PLEIN = 100)

ANCIENNETE DANS L'ENTREPRISE (ANNEES REVOLUES)							SEXE	QUALIFICATION	NAGE	ACTIVITE
< 2	2 - 4	5 - 9	10 - 19	>= 20	(*)	100.0 ENS.				
100.00	100.0	100.0	100.0	100.0	100.00	100.0	M	1A	610	PR. PHARM., MEDICAM., D'ENTRETIEN
-	-	-	-	99.20	-	85.70	F			
17.0	100.0	100.0	100.0	100.0	-	54.3	M	1B		
-	85.70	82.10	82.6	72.4	-	-	F			
100.0	100.00	100.0	100.0	100.0	100.0	100.0	M	2		
92.1	72.5	82.5	74.0	71.1	91.0	70.6	F			
100.0	100.0	100.0	100.0	100.0	100.0	100.0	M	3		
80.0	83.1	91.0	95.3	101.0	46.1	85.6	F			
100.0	100.0	100.0	100.0	100.0	100.0	100.0	M	4		
87.6	85.3	86.6	89.5	91.5	86.3	87.3	F			
100.0	100.0	100.0	100.0	100.0	100.0	100.0	M	5		
90.5	89.4	82.6	97.4	103.1	102.1	91.3	F			
47.5	100.0	100.0	100.0	100.0	100.0	58.4	M	T		
-	83.9	84.2	83.1	83.3	81.5	-	F			
-	-	-	-	100.00	-	100.00	M	1A	610.1	PRODUITS PHARM.
-	-	-	-	-	-	-	F			
100.00	100.00	100.00	100.0	100.00	-	100.0	M	1B		
-	-	-	-	-	-	86.40	F			
100.00	100.00	100.0	100.0	100.0	100.0	100.0	M	2		
-	-	-	88.7	70.5	80.7	71.9	F			
100.0	100.0	100.00	100.00	100.00	-	100.0	M	3		
79.00	73.10	83.20	80.3	97.8	-	86.7	F			
100.0	100.0	100.0	100.0	100.0	100.0	100.0	M	4		
80.0	81.9	84.5	85.4	87.6	84.4	85.3	F			
100.0	100.00	100.00	95.0	100.1	110.7	100.0	M	5		
91.1	84.0	94.4	-	-	-	88.5	F			
100.0	100.0	100.0	100.0	100.0	100.0	100.0	M	T		
74.3	80.0	80.2	80.3	81.3	72.5	67.0	F			
100.00	100.0	100.0	100.0	-	100.00	100.00	M	1A	610	AUTRES COMMERCS DE GROS
-	-	-	80.70	-	-	64.4	F			
100.0	100.0	100.0	100.0	100.0	100.00	100.0	M	1B		
64.00	71.90	74.1	81.2	78.00	-	76.0	F			
100.0	100.0	100.0	100.0	100.0	100.00	100.0	M	2		
85.7	77.0	71.8	73.7	67.1	80.30	80.4	F			
100.0	100.0	100.0	100.0	100.0	-	100.0	M	3		
89.0	91.2	87.4	87.3	92.8	-	89.6	F			
100.0	100.0	100.0	100.0	100.0	100.00	100.0	M	4		
88.2	83.0	84.0	80.5	97.4	94.3	86.7	F			
100.0	100.0	100.0	100.0	100.0	100.0	100.0	M	5		
93.3	80.0	92.0	95.1	86.0	86.0	93.0	F			
100.0	100.0	100.0	100.0	-	100.0	100.0	M	T		
86.0	57.2	56.7	53.0	41.7	80.10	55.4	F			
-	100.00	100.00	100.00	100.00	-	100.0	M	1A	610.1/2	PAPIER, LIVRES, JOURNEAUX
-	-	-	-	-	-	64.50	F			
100.00	100.0	100.00	100.00	100.0	-	100.0	M	1B		
-	-	-	-	-	-	74.10	F			
100.0	100.0	100.0	100.0	100.00	-	100.0	M	2		
79.90	74.40	-	76.00	-	-	70.0	F			
100.0	100.0	100.00	100.0	97.0	-	100.0	M	3		
89.3	80.0	79.0	86.2	-	-	87.0	F			
100.0	100.0	100.0	100.0	100.0	-	100.0	M	4		
82.0	83.3	95.0	93.3	88.4	-	87.0	F			
100.0	100.0	100.0	100.0	-	-	100.0	M	5		
84.1	84.3	80.2	84.0	-	-	87.1	F			
100.0	100.0	100.0	100.0	100.0	100.00	100.0	M	T		
87.0	57.0	61.0	55.3	47.1	-	56.2	F			

TAB.D10

INDEX OF MEAN GROSS MONTHLY PAY (CORRECTED) OF FULL-TIME EMPLOYEES ACCORDING TO ACTIVITY, SEX, QUALIFICATION AND LENGTH OF SERVICE

INDICE DE LA REMUNERATION MENSUELLE BRUTE CORRIGEE MOYENNE DES SALAIRES A TEMPS PLEIN SELON L ACTIVITE, LE SEXE, LA QUALIFICATION ET L ANCIENNETE (REM. DE L ENS. DES SAL. A TEMPS PLEIN = 100)

(PAY OF ALL FULL-TIME EES.=100)

ACTIVITY	NACE	QUALIFICATION	SEX	LENGTH OF SERVICE IN ENTERPRISE (COMPLETED YEARS)								
				< 2	2 - 4	5 - 9	10 - 19	>= 20	(*)	TOG. ENS.		
WHOLESALE TRADE	61	1A	M	86.4	94.6	93.5	104.8	104.4	95.8	100.0		
			F	92.6#		84.3#	90.6#	108.7#	105.5#	100.0		
		1B	M	86.9	96.0	93.0	104.2	104.6	96.2	100.0		
			F	95.4	100.9	98.8	104.5	104.2	96.8	100.0		
		2	M	87.1	97.9	103.4	106.3	106.4	108.5	100.0		
			F	88.5	96.7	99.4	102.5	106.5	106.0	100.0		
		3	M	87.7	98.2	103.0	105.5	105.4	106.8	100.0		
			F	93.9	99.0	101.0	104.1	108.5	102.0	100.0		
		4	M	95.6	96.5	99.7	106.9	111.5	99.5	100.0		
			F	94.5	98.0	100.7	105.0	109.1	97.6	100.0		
		5	M	92.7	99.7	104.1	107.4	106.5	93.6	100.0		
			F	91.6	98.0	104.9	114.1	117.4	94.1	100.0		
		T	M	92.0	98.7	104.7	110.1	110.2	94.3	100.0		
			F	93.9	101.6	105.8	109.5	111.8	93.6	100.0		
		FOOD, DRINK, TOBACCO	641/642	1A	M	84.6	94.2	104.1	121.6	145.8	99.0	100.0
					F	78.7	90.4	103.7	122.2	149.9	101.1	100.0
				1B	M		81.8#	108.7#	111.0#	117.0#	75.8#	100.0
					F		84.1#	107.9#	111.9#	115.7#	77.4#	100.0
				2	M	87.7	101.7	97.3	103.9	105.7	83.3#	100.0
					F		92.6#	99.5#	96.8	101.2		100.0
3	M			90.2	100.9	97.9	103.3	104.3	89.6	100.0		
	F			87.3	95.2	104.6	106.3	104.1	119.9#	100.0		
4	M			91.2	92.2	107.7	102.7	108.5		100.0		
	F			87.9	95.0	106.1	104.5	104.1	125.4#	100.0		
5	M			93.6	96.6	100.7	109.1	103.6	99.9	100.0		
	F			91.4	96.9	98.3	104.6	107.9	115.8#	100.0		
T	M			95.8	96.8	97.9	105.4	105.1	107.9	100.0		
	F			92.7	100.4	104.6	106.6	101.0	112.8	100.0		
DISPENSING CHEMISTS	643			1A	M	93.0	99.2	103.0	109.0	112.9	98.4	100.0
					F	93.4	98.6	103.6	108.4	107.7	107.2	100.0
				1B	M	92.7	103.6	109.4	113.6	108.7	118.9#	100.0
					F	95.6	101.7	104.6	109.7	114.7	101.5	100.0
				2	M	94.9	101.2	105.8	112.3	114.7	106.8	100.0
					F	80.0	95.8	108.2	118.0	123.9	110.4	100.0
		3	M	89.0	97.1	105.3	114.8	127.6	107.3	100.0		
			F	83.1	84.1	107.8	120.1	131.7	111.7	100.0		
		4	M							100.0#		
			F	64.3#						100.0#		
		5	M	84.7	97.7#	104.3	97.7#	96.4		100.0		
			F	84.7	93.8					100.0		
		T	M	95.7#	95.3	109.5	104.9#	89.9		100.0		
			F		104.0#	99.3#	98.9#	101.3		100.0		
		MEDICAL GOODS, COSMETICS, CLEANING.MAT.	644	1A	M	96.0#	98.8#	95.9#	104.6#	100.3		100.0
					F		96.2#					
				1B	M	89.7	99.2	97.1	105.6	99.4#		100.0
					F	88.3	95.7	101.3	104.7	103.0#		100.0
				2	M	84.1#	99.9	100.8	101.6	104.1		100.0
					F	94.9	98.9	95.6	106.3	106.3		100.0
3	M			94.2	99.4	100.5	102.7	101.2		100.0		
	F				100.3	100.3	100.9	104.8		100.0		
4	M			95.4	102.2	100.5	93.3#			100.0		
	F			95.3	98.7	101.2	106.9	94.6		100.0		
5	M			94.0#	100.3	101.2	103.5	95.1		100.0		
	F			90.5	92.2	82.4	113.8#	108.1		100.0		
T	M			87.4	100.1	94.4	105.3	116.4#		100.0		
	F				98.3	93.2	108.0	117.3	106.8#	100.0		
				1A	M				87.8#			100.0#
					F							
				1B	M	84.6	112.2#	94.5#	90.1#	86.5#	90.3	100.0
					F							100.0
				2	M	89.7	111.6#	97.4#	115.4#	84.5#	94.4	100.0
					F	77.9	106.2	106.2	132.8#	103.0#	89.8	100.0
		3	M	96.1	100.2	103.4	100.1#			100.0		
			F	85.0	101.7	102.8	132.2#	103.5#	99.3	100.0		
		4	M	99.8	102.3	93.9	111.3		93.8#	100.0		
			F	98.4	97.6	104.8	97.7#		94.8	100.0		
		5	M	98.4	99.7	100.0	107.1	100.1#	95.5	100.0		
			F	93.4	102.9	107.3	109.5	104.2	93.1	100.0		
		T	M	89.6	100.7	111.6	110.1	105.5	91.9	100.0		
			F	91.6	101.7	109.4	109.6	104.7	93.1	100.0		
					M	87.7	104.9	113.7				100.0
					F	93.4	102.7	106.8	106.0			100.0
					M	95.8	103.1	106.6	101.6		101.2	100.0
					F	72.6	97.6	105.4	136.3	169.3#	102.8	100.0
					M	91.1	97.2	105.4	123.5	112.0	105.5#	100.0
					F	80.1	96.4	102.9	138.1	156.0#	110.8	100.0



TAB.D10

INDEX OF MEAN GROSS  
MONTHLY PAY (CORRECTED)  
OF FULL-TIME FEMALE EMPLOYEES  
ACCORDING TO ACTIVITY,  
QUALIFICATION AND LENGTH OF SERVICE  
(PAY OF FULL-TIME MALE EES. = 100)

INDICE DE LA REMUNERATION  
MENSUELLE BRUTE CORRIGEE  
MOYENNE DES SALAIRES FEMININS  
A TEMPS PLEIN SELON L'ACTIVITE,  
LA QUALIFICATION ET L'ANCIENNETE  
(REM. DES SAL. MASC. A TEMPS PLEIN = 100)

ANCIENNETE DANS L'ENTREPRISE (ANNEES REVOLUES)							SEX E	QUALIFICATION	RACE	ACTIVITE
< 2	2 - 4	5 - 8	10 - 15	>= 20	(*)	TOT. ENS.				
100.0	100.0	100.0	100.0	100.0	100.0	100.0	M	1A	61	COMMERCE DE GROS
88.00	.	74.00	71.00	85.50	90.30	82.1	F			
74.4	100.0	100.0	100.0	100.0	100.0	100.0	M	1B		
	88.0	88.1	74.9	77.3	80.20	78.9	F			
100.0	100.0	100.0	100.0	100.0	100.0	100.0	M	2		
87.4	85.0	82.7	83.0	86.2	84.1	86.0	F			
100.0	100.0	100.0	100.0	100.0	100.0	100.0	M	3		
93.5	88.5	88.7	84.3	84.4	80.6	91.9	F			
100.0	100.0	100.0	100.0	100.0	100.0	100.0	M	4		
85.3	84.9	87.0	81.7	85.1	86.8	86.3	F			
100.0	100.0	100.0	100.0	100.0	100.0	100.0	M	5		
87.3	85.3	85.5	88.7	91.1	87.4	86.3	F			
100.0	100.0	100.0	100.0	100.0	100.0	100.0	M	T		
71.0	88.2	87.4	87.8	88.1	83.7	66.6	F			
.	100.00	100.00	100.00	100.00	100.00	100.00	M	1A	641/642	PR. ALIMENTAIRES, BOISSONS, TABAC
.	.	.	.	.	.	83.20	F			
100.0	100.0	100.0	100.0	100.0	100.00	100.0	M	10		
	74.80	83.30	78.4	78.5		81.9	F			
100.0	100.0	100.0	100.0	100.0	100.00	100.0	M	2		
78.8	71.2	75.7	71.1	76.7		73.6	F			
100.0	100.0	100.0	100.0	100.0	100.0	100.0	M	3		
74.5	78.5	74.4	73.1	78.4	88.40	76.2	F			
100.0	100.0	100.0	100.0	100.0	100.0	100.0	M	4		
77.0	78.0	78.4	78.2	88.7	87.7	77.5	F			
100.0	100.0	100.0	100.0	100.0	100.00	100.0	M	5		
88.2	84.0	82.8	83.8	91.3	73.8	86.5	F			
100.0	100.0	100.0	100.0	100.0	100.0	100.0	M	T		
72.0	85.3	83.0	83.0	88.7	83.0	84.7	F			
.	.	.	.	.	.	100.00	M	1A	643	PHARMACIES
.	.	.	.	.	.	79.00	F			
71.3	100.00	100.0	100.00	100.0	.	100.0	M	10		
.	89.7	.	.	.	.	93.4	F			
.	100.00	100.00	100.00	100.0	.	100.0	M	2		
.	82.20	.	.	.	.	88.80	F			
74.1	100.0	100.0	100.0	100.00	.	100.0	M	3		
	88.6	88.3	81.0	85.70	.	82.7	F			
100.00	100.00	100.0	100.0	100.0	.	100.0	M	4		
75.0	75.7	78.0	78.5	71.5	.	75.2	F			
97.6	100.0	.	100.00	.	.	100.0	M	5		
	84.4	88.2	112.1	82.8	.	87.8	F			
100.00	100.0	100.0	100.00	100.0	.	100.0	M	T		
84.2	72.3	88.1	81.7	71.00	.	86.7	F			
.	.	.	100.00	.	.	100.00	M	1A	644	ART. MEDICAUX, PRODUITS D'ENTRETIEN
.	.	.	.	.	.	89.40	F			
100.0	100.00	100.00	.	100.00	100.0	100.0	M	10		
						73.1	F			
100.0	100.0	100.0	100.00	100.00	100.0	100.0	M	2		
84.7	78.0	73.2	58.00	.	.	75.2	F			
100.0	100.0	100.0	100.0	.	100.00	100.0	M	3		
88.5	82.0	87.0	78.20	.	87.8	86.9	F			
100.0	100.0	100.0	100.0	100.0	100.0	100.0	M	4		
88.7	88.3	88.2	83.0	83.8	81.3	82.5	F			
100.0	100.0	100.0	100.0	.	.	100.0	M	5		
88.8	88.6	87.0	104.0	.	.	82.8	F			
100.0	100.0	100.0	100.0	100.00	100.0	100.0	M	T		
82.8	85.3	85.8	58.8	43.3	87.50	85.8	F			

TAB.D10

INDEX OF MEAN GROSS  
MONTHLY PAY (CORRECTED)  
OF FULL-TIME EMPLOYEES  
ACCORDING TO ACTIVITY, SEX,  
QUALIFICATION AND LENGTH OF SERVICE

(PAY OF ALL FULL-TIME EES.=100)

INDICE DE LA REMUNERATION  
MENSUELLE BRUTE CORRIGEE  
MOYENNE DES SALAIRES  
A TEMPS PLEIN SELON L'ACTIVITE, LE SEXE,  
LA QUALIFICATION ET L'ANCIENNETE

(REM. DE L'ENS. DES SAL. A TEMPS PLEIN = 100)

ACTIVITY	NACE	Q U A L I F I C A T I O N	S E X	LENGTH OF SERVICE IN ENTERPRISE (COMPLETED YEARS)					T O G . E N S .		
				< 2	2 - 4	5 - 9	10 - 19	>= 20		(%)	
CLOTHING	645	1A	M	78.6#	90.8#	86.9#	107.0#	104.4#		100.0	
			F							100.0#	
		1B	M	76.6#	91.6#	91.9#	105.4	104.8#	100.5#	100.0	
			F	86.5#	89.8	103.3	111.6#	94.5		100.0	
		2	M	93.0#	100.4#	102.2#	97.0	104.4		100.0	
			F	88.0	92.8	104.2	107.2#	97.1	96.6#	100.0	
		3	M	82.9#	94.5	108.0#	108.8	97.5#		100.0	
			F	84.2	100.2	103.7	103.1	100.9		100.0	
		4	M	82.6	97.1	104.8	105.5	101.8		100.0	
			F	97.3	96.6	104.4	103.3	95.8	99.2	100.0	
	5	M	87.9	94.2	97.1	110.6	106.4	115.1	100.0		
		F	91.8	95.0	99.4	107.9	102.2	109.5	100.0		
	T	M	91.6	100.7	103.9	107.2	100.5	100.9	100.0		
		F	91.4	98.1	101.3	109.9	108.9	105.0	100.0		
	FOOTWEAR, LEATHER GOODS	646	1A	M	91.6	98.6	101.6	109.7	107.2	103.2	100.0
				F	87.8	98.1	96.6	89.8			100.0#
			1B	M	96.3	99.8	102.3	110.3	102.4	107.8	100.0
				F	94.8	98.8	101.6	106.5		106.3	100.0
			2	M	67.0	82.9	102.1	122.3	127.2	110.0#	100.0
				F	83.7	92.1	104.4	120.1	124.3	108.5	100.0
3			M	74.7	85.8	104.1	127.4	138.3	105.8	100.0	
			F		78.5#	83.3#	106.9#	113.4#		100.0	
4			M		85.6#	84.2#	104.4#	114.5#		100.0	
			F		94.9	96.8	105.2	112.7		100.0	
5	M	87.5#	91.7#	98.4	104.2#	103.7		100.0			
	F		95.4	97.4	103.9	107.0		100.0			
T	M	89.8#	90.0	100.9	113.7#	109.8	102.1	100.0			
	F	91.1	90.2	99.8	103.9	103.7		100.0			
FURN. FABRICS, HOUSEHOLD TEXTILES	647	1A	M	101.7	90.2	100.1	105.0	105.1	107.6	100.0	
			F	97.0	90.0	100.1	105.0			100.0	
		1B	M	91.9	86.0	111.0	120.9			100.0	
			F	108.2#	89.6	100.2	101.4	101.3	105.0	100.0	
		2	M	104.5#	89.0	101.5	103.3	102.2	105.1	100.0	
			F	92.4	99.0	108.0#	112.2	107.5	96.6#	100.0	
		3	M	90.6	98.4	104.0	115.6	122.1	82.3	100.0	
			F	90.9	98.4	104.1	115.2	120.0	85.5	100.0	
		4	M	91.7	101.3	113.7	114.8		98.3	100.0	
			F	91.5	104.3	115.8	120.9	117.8	95.3	100.0	
5	M	91.5	103.8	115.5	119.6	118.1	96.0	100.0			
	F	62.0	82.9	103.4	129.0	158.3	89.0#	100.0			
T	M	80.0	94.6	107.4	123.2	142.8	86.7	100.0			
	F	72.3	89.0	106.8	127.2	160.2	93.4	100.0			
HOUSEHOLD FITMENTS, APPLIANCES	648/649	1A	M							100.0#	
			F			88.2#				100.0	
		1B	M			94.6	96.9	108.4		100.0	
			F							100.0	
		2	M	105.4#	124.8#	97.5	98.9	101.8		100.0	
			F		96.5#	93.8	111.3		107.7#	100.0	
		3	M		100.0#	88.8#				100.0	
			F	105.6#	97.4	90.4	109.3#	88.3#	110.2#	100.0	
		4	M	99.6	99.9	100.3	105.5#			100.0	
			F	102.3#	95.0	95.4	101.1#		110.3	100.0	
5	M	103.4	97.8	98.9	101.8	99.8#	98.8	100.0			
	F	93.7	103.3	106.2	106.6		93.3	100.0			
T	M	94.4	97.6	101.5	109.4	105.8	100.5	100.0			
	F	95.2	101.2	101.4	109.9	100.5	96.3	100.0			
HOUSEHOLD FITMENTS, APPLIANCES	648/649	1A	M		101.6				91.5	100.0	
			F	101.4	98.7	98.7			89.2	100.0	
		1B	M	103.7	102.1	98.9			96.4	100.0	
			F	83.1	94.4	100.8	121.5#	139.2#	89.0#	100.0	
		2	M	92.8	101.7	99.7	117.2	128.5	91.0	100.0	
			F	87.6	98.4	100.8	125.2	144.7#	83.7	100.0	
		3	M	77.8#	103.4#	97.1#	102.6	112.0	82.8#	100.0	
			F			96.3#				100.0#	
		4	M	75.1#	101.6#	98.6#	102.0	113.4	83.4#	100.0	
			F	97.2#	95.7	101.0	103.1	99.4#		100.0	
5	M		87.4	107.9#	99.3#	103.1#		100.0			
	F	96.9#	95.1	102.4	103.0	98.0		100.0			
T	M	90.3	103.1	108.5	101.8	86.3	114.0#	100.0			
	F	82.4	106.3#	97.9	106.2	89.4		100.0			
T	M	89.6	104.2	105.4	102.3	86.7	117.1#	100.0			
	F	96.1	100.7	100.4	103.5	101.2	84.4#	100.0			
4	M	91.7	101.5	97.5	116.1	97.6		100.0			
	F	93.9	101.0	99.5	107.4	101.9	86.2#	100.0			
5	M	96.0	99.2	105.0	106.0	100.6	94.7	100.0			
	F	93.1	99.6	103.1	112.3	104.9	108.4#	100.0			
T	M	95.3	99.1	104.2	107.9	102.8	98.4	100.0			
	F	95.1	103.9	110.3	107.9	110.3#	89.4	100.0			
T	M	97.3	102.7	100.3	102.3		104.7#	100.0			
	F	96.3	103.0	105.4	105.8	113.8#	85.8	100.0			
T	M	81.4	93.2	107.7	120.8	138.5	122.7#	100.0			
	F	84.7	95.3	105.2	124.4	143.4	124.9#	100.0			
T	M	81.9	93.4	106.9	123.0	143.1	123.6	100.0			
	F							100.0			

INDEX OF MEAN GROSS MONTHLY PAY (CORRECTED) OF FULL-TIME FEMALE EMPLOYEES ACCORDING TO ACTIVITY, QUALIFICATION AND LENGTH OF SERVICE (PAY OF FULL-TIME MALE EES.=100)

INDICE DE LA REMUNERATION MENSUELLE BRUTE CORRIGEE MOYENNE DES SALAIRES FEMININS A TEMPS PLEIN SELON L'ACTIVITE, LA QUALIFICATION ET L'ANCIENNETE (REM. DES SAL. MASC. A TEMPS PLEIN = 100)

ANCIENNETE DANS L'ENTREPRISE (ANNEES REVOLUES)							SEX	QUALIFICATION	RACE	ACTIVITE
< 2	2 - 4	5 - 9	10 - 19	>= 20	(*)	100. ENS.				
100.00	100.00	100.00	100.00	100.00	.	100.0	M	1A	645	ARTICLES D'HABILLEMENT
89.10	82.60	81.90	72.0	81.6	.	88.30	F			
100.00	100.0	100.00	100.0	100.00	.	100.0	M	1B		
89.0	72.9	65.0	65.1	71.1	.	68.7	F			
100.0	100.0	100.0	100.0	100.0	100.0	100.0	M	2		
74.2	80.1	78.4	87.8	91.2	95.3	82.1	F			
100.0	100.0	100.0	100.0	100.0	100.0	100.0	M	3		
80.0	78.3	78.1	82.1	86.0	83.4	80.1	F			
100.0	100.0	100.0	100.0	100.0	36.0	100.00	M	4		
80.2	83.0	87.0	100.0	36.0	85.5	82.1	F			
100.0	100.0	100.0	100.0	100.0	100.00	100.0	M	5		
80.0	80.4	55.6	53.4	53.1	53.6	54.4	F			
.	100.00	100.00	100.00	100.00	.	100.0	M	T		
.	.	.	.	.	.	.	F			
100.00	100.0	100.0	100.0	100.0	.	100.0	M	1A	646	CHAUSSURES, MAROQUINERIE
102.1	80.70	84.8	82.60	76.7	.	83.4	F			
100.0	100.0	100.0	100.00	100.0	100.0	100.0	M	1B		
114.00	101.5	87.9	81.7	82.9	95.0	97.4	F			
100.0	100.0	100.00	100.0	100.0	100.00	100.0	M	2		
90.3	97.0	94.5	101.1	111.6	83.7	98.2	F			
100.0	100.0	100.0	100.0	100.0	100.0	100.0	M	3		
97.0	100.7	99.7	103.0	84.0	94.8	97.0	F			
100.0	100.0	100.0	100.0	100.0	100.00	100.0	M	4		
74.2	85.0	59.7	54.9	51.0	56.0	57.5	F			
.	.	.	.	.	.	100.00	M	5		
.	.	.	.	.	.	62.2	F			
.	.	100.0	100.0	100.0	.	100.0	M	1A	847	TISSUS D'AMEUBLEMENT
.	.	.	.	.	.	87.1	F			
100.00	100.00	100.0	100.0	.	100.00	100.0	M	1B		
70.70	77.70	70.00	.	.	.	74.0	F			
100.0	100.0	100.0	100.00	.	83.4	100.0	M	2		
70.70	72.0	72.0	73.50	.	.	76.7	F			
100.0	100.0	100.0	100.0	83.2	100.0	100.0	M	3		
70.2	73.4	74.3	79.7	.	83.7	77.7	F			
75.3	80.4	85.7	.	.	100.0	100.0	M	4		
85.3	83.0	57.0	58.3	53.0	88.7	82.7	F			
100.00	100.00	100.00	100.0	100.0	100.00	100.0	M	5		
50.00	.	.	50.00	.	.	80.00	F			
100.00	100.0	100.0	100.0	100.00	.	100.0	M	T		
70.7	70.7	92.10	83.00	89.40	.	80.2	F			
100.0	100.0	100.0	100.0	100.0	100.00	100.0	M	1A	648/649	EQUIPEMENT DU FOYER
81.1	91.70	80.2	82.0	82.1	.	80.0	F			
100.0	100.0	100.0	100.0	100.0	100.00	100.0	M	1B		
85.1	80.0	86.7	100.0	88.0	.	80.2	F			
100.0	100.0	100.0	100.0	100.0	100.0	100.0	M	2		
81.4	84.4	82.5	88.0	87.5	86.10	83.0	F			
100.0	100.0	100.0	100.0	100.00	100.0	100.0	M	3		
80.4	86.3	78.5	82.0	82.0	102.40	87.4	F			
100.0	100.0	100.0	100.0	100.0	100.00	100.0	M	4		
77.1	75.0	72.4	76.3	76.1	75.40	74.1	F			

TAB.D10

INDEX OF MEAN GROSS MONTHLY PAY (CORRECTED) OF FULL-TIME EMPLOYEES ACCORDING TO ACTIVITY, SEX, QUALIFICATION AND LENGTH OF SERVICE (PAY OF ALL FULL-TIME EES.=100)

INDICE DE LA REMUNERATION MENSUELLE BRUTE CORRIGEE MOYENNE DES SALAIRES A TEMPS PLEIN SELON L'ACTIVITE, LE SEXE, LA QUALIFICATION ET L'ANCIENNETE (REM. DE L'ENS. DES SAL. A TEMPS PLEIN = 100)

ACTIVITY	NACE	QUALIFICATION	SEX	LENGTH OF SERVICE IN ENTERPRISE (COMPLETED YEARS)						TOG. ENS.	
				< 2	2 - 4	5 - 9	10 - 19	>= 20	(*)		
BOOKS, NEWSPPRS., STATIONERY, OFFICE SUPPS.	653	1A	M	101.8#	96.5#	103.4#	91.4#	106.4	98.0#	100.0	
			F	103.6#	96.6#	103.6#	96.0	103.1	80.0#	100.0#	
			M	80.4	91.6	100.5	106.1	106.1	106.1	172.1#	100.0
			F	89.0	95.1	95.9	104.1	116.3#	116.3#	116.3#	100.0
			M	90.5	91.8	98.4	105.2	110.0	110.0	191.0#	100.0
			F	92.5#	109.3	110.9	100.9	85.3#	103.1	103.1	100.0
			M	93.7	124.6	96.1	82.7	76.1	83.7#	83.7#	100.0
			F	92.9	116.3	105.6	95.0	80.8	100.0	100.0	100.0
			M	84.6	102.1	103.6	106.3	108.7	103.9	103.9	160.0
			F	96.7	100.9	103.5	100.5	100.9	100.0	100.0	100.0
			M	91.9	101.6	103.7	102.8	104.5	104.6	104.6	100.0
			F	90.1	101.4	110.8	112.9	110.0	81.6	81.6	100.0
			M	96.3	98.3	103.2	105.6	117.0	86.1	86.1	100.0
			F	93.9	99.5	105.2	108.5	114.2	85.0	85.0	100.0
			M	91.8	106.3	107.3	112.8	112.8	93.4#	93.4#	100.0
			F	86.2	100.7	105.7	107.9	107.9	95.3	95.3	100.0
			M	94.5	104.1	105.0	106.7	117.1	95.0	95.0	100.0
			F	84.1	92.8	110.5	115.1	145.0	112.6	112.6	100.0
			M	95.9	104.4	97.1	101.5	116.3	93.9#	93.9#	100.0
			F	89.0	97.7	103.4	110.1	142.0	113.9	113.9	100.0
M			91.6#	102.0	108.9#			100.0			
F								100.0#			
M			93.0#	99.3	109.5			100.0			
F								100.0			
M	96.3#	89.4	94.1	99.7#	110.7	121.1	121.1	100.0			
F		86.9	88.5	88.5#	109.4#			100.0			
M	94.6#	88.8	92.1	101.5	113.1	124.6	124.6	100.0			
F	90.5#	114.1#	97.0#	102.5	100.0	90.7#	90.7#	100.0			
M	88.7#	100.8#	93.5	101.8#	112.6			100.0			
F	90.9	109.7	95.1	103.2	102.4	95.8#	95.8#	100.0			
M	95.9	99.7	98.1	106.1	108.1			100.0			
F	97.6	88.9	105.9	101.9	111.2			100.0			
M	97.7	96.9	100.7	102.0	110.4	100.2	100.2	100.0			
F	92.6	102.4	104.9	107.7	102.1	92.6	92.6	100.0			
M	93.9	94.8	107.4	105.5	108.6	99.9	99.9	100.0			
F	93.9	98.3	105.4	106.9	104.1	96.1	96.1	100.0			
M	96.7	100.5	106.7	100.3		95.0#	95.0#	100.0			
F	94.2	99.1	106.0	122.7	105.1#	90.5	90.5	100.0			
M	95.5	98.9	106.8	110.5	106.0	93.9	93.9	100.0			
F	74.1	87.0	96.9	125.7	172.1	94.4	94.4	100.0			
M	82.7	87.9	108.6	121.5	134.2	105.2#	105.2#	100.0			
F	76.8	86.3	89.8	125.2	167.6	99.8	99.8	100.0			
M				112.6#	95.7#			100.0			
F								100.0#			
M				109.8#	98.5#			100.0			
F	95.7	86.0	98.0	101.2	114.1#			100.0			
M	86.9	99.8	97.6	101.5	101.0			100.0			
F	97.7	91.7	100.3	100.9	102.2			100.0			
M	82.6	96.2	96.2	114.1	107.6#	99.1#	99.1#	100.0			
F	97.2	95.7	95.6	100.4	108.2	81.2#	81.2#	100.0			
M	91.4	99.3	98.4	103.3	103.0	90.6#	90.6#	100.0			
F	88.7	101.6	94.9	108.0	108.9			100.0			
M	89.1	93.4	98.8	104.4	111.1			100.0			
F	91.7	97.0	96.6	104.9	110.5	106.5#	106.5#	100.0			
M	92.5	97.7	105.0	107.6	105.4	102.9#	102.9#	100.0			
F	94.2	97.0	100.7	105.6	111.1	84.4	84.4	100.0			
M	95.5	96.8	100.7	105.6	109.4	89.7	89.7	100.0			
F	91.9	100.8	106.8	117.8		86.6	86.6	100.0			
M	94.1	101.6	101.3	106.9	117.6	89.8	89.8	100.0			
F	94.0	100.6	102.4	110.1	113.7	88.8	88.8	100.0			
M	77.7	87.3	99.5	119.8	138.5	114.4#	114.4#	100.0			
F	83.6	90.7	97.3	113.8	132.3	86.8	86.8	100.0			
M	82.9	88.2	97.2	116.1	134.5	99.0#	99.0#	100.0			
F	85.1	88.7	96.4	105.7	109.0	91.4	91.4	100.0			
M	68.8#	97.3#	103.3#	103.6	110.8#	90.2#	90.2#	100.0			
F	82.6	89.7	97.6	104.9	109.7	90.8	90.8	100.0			
M	92.0	97.4	98.6	103.3	104.9	98.1	98.1	100.0			
F	92.1	96.1	100.7	99.9	101.6	116.8#	116.8#	100.0			
M	93.5	98.1	99.8	102.2	101.9	102.2	102.2	100.0			
F	89.9	98.4	103.1	106.0	100.6	109.6	109.6	100.0			
M	99.6	103.3	100.0	97.5	99.8	108.8#	108.8#	100.0			
F	93.1	100.5	102.9	101.9	98.7	111.8	111.8	100.0			
M	94.1	98.9	99.8	106.8	103.2	98.0	98.0	100.0			
F	94.2	96.8	98.4	104.9	106.2	110.9	110.9	100.0			
M	95.8	98.6	97.8	104.7	104.5	104.9	104.9	100.0			
F	93.5	100.1	104.9	106.7	101.6	102.7	102.7	100.0			
M	93.2	98.6	102.4	107.9	110.8	98.9	98.9	100.0			
F	94.4	98.8	102.9	107.1	106.4	100.5	100.5	100.0			
M	93.1	103.0	108.2	111.8	116.3#	102.8	102.8	100.0			
F	95.3	101.5	103.7	109.1	113.8	98.6	98.6	100.0			
M	94.9	101.2	104.8	110.3	116.0	99.2	99.2	100.0			
F	78.7	93.0	105.4	119.9	134.0	112.6	112.6	100.0			
M	87.0	95.0	102.8	116.0	129.8	103.8	103.8	100.0			
F	82.3	92.7	104.1	119.5	136.1	110.0	110.0	100.0			

INDEX OF MEAN GROSS  
MONTHLY PAY (CORRECTED)  
OF FULL-TIME FEMALE EMPLOYEES  
ACCORDING TO ACTIVITY,  
QUALIFICATION AND LENGTH OF SERVICE  
(PAY OF FULL-TIME MALE EES.=100)

INDICE DE LA REMUNERATION  
MENSUELLE BRUTE CORRIGEE  
MOYENNE DES SALAIRES FEMININS  
A TEMPS PLEIN SELON L'ACTIVITE,  
LA QUALIFICATION ET L'ANCIENNETE  
(REM. DES SAL. MASC. A TEMPS PLEIN = 100)

ANCIENNETE DANS L'ENTREPRISE (ANNEES REVOLUES)							SEX	QUALIFICATION	RACE	ACTIVITE
< 2	2 - 4	5 - 9	10 - 19	>= 20	(*)	TOT. ENS.				
100.00	100.00	100.00	100.00	100.0	100.00	100.0	M	1A	653	LIVRES, JOURN., PAPIER, EG. BUREAU
73.7	77.8	71.5	73.5	82.19	81.50	81.80	F			
100.00	100.0	100.0	100.0	100.00	100.0	100.0	M	1B		
92.8	104.2	70.2	74.9	81.6	74.20	74.9	F			
100.0	100.0	100.0	100.0	100.0	100.0	100.0	M	2		
105.3	91.0	92.0	87.2	85.5	81.6	92.2	F			
100.0	100.0	100.0	100.0	100.0	100.0	100.0	M	3		
95.4	86.8	83.2	83.5	84.9	84.2	89.3	F			
100.0	100.0	100.0	100.0	100.0	100.00	100.0	M	4		
91.1	82.4	85.8	83.1		88.7	87.0	F			
100.0	100.0	100.0	100.0	100.0	100.0	100.0	M	5		
70.4	78.3	81.1	81.3	55.8	58.00	69.6	F			
		100.00	100.0	100.00		100.0	M	T		
						73.00	F	1A	654/655	AUTRES COMMERCE DE DETAIL
100.00	100.0	100.0	100.00	100.0	100.0	100.0	M	1B		
	85.4	82.70	86.50			87.8	F			
100.00	100.00	100.00	100.00	100.0	100.00	100.0	M	2		
82.70	74.50	81.3	83.00	95.0		84.3	F			
100.0	100.0	100.0	100.0	100.0	100.0	100.0	M	3		
88.8	76.0	82.1	82.8	87.8		85.3	F			
100.0	100.0	100.0	100.0	100.0	100.0	100.0	M	4		
85.8	78.4	88.8	83.8	88.2	81.4	84.7	F			
100.0	100.0	100.0	100.0	100.0	100.00	100.0	M	5		
87.3	88.4	89.1	100.8	74.80	85.3	89.6	F			
100.0	100.0	100.0	100.0	100.0	100.0	100.0	M	T		
77.8	78.8	78.3	87.8	54.5	77.00	88.8	F			
			100.00	100.00		100.0	M	1A	656	PRODUITS DIVERS NON ALIMENT.
						88.70	F			
100.0	100.0	100.0	100.0	100.00	100.0	100.0	M	1B		
73.3	83.7	88.4	81.8	71.5		88.8	F			
100.0	100.0	100.0	100.0	100.00	100.00	100.0	M	2		
81.8	77.6	77.4	88.7	78.4	83.80	78.8	F			
100.0	100.0	100.0	100.0	100.0	100.0	100.0	M	3		
84.3	77.1	87.3	81.1	85.8		83.9	F			
100.0	100.0	100.0	100.0	100.0	100.00	100.0	M	4		
82.8	88.8	78.8	79.8	85.8	86.7	81.3	F			
100.0	100.0	100.0	100.0	100.0	100.0	100.0	M	5		
88.8	88.4	83.2	79.8	100.2	81.1	87.7	F			
100.0	100.0	100.0	100.0	100.0	100.00	100.0	M	T		
73.1	78.6	88.5	84.8	84.8	51.8	88.8	F			
100.0	100.0	100.0	100.0	100.0	100.0	100.0	M	1A	64/653-656	COMMERCE DE DETAIL
84.50	87.40	85.30	78.1	81.00	78.80	79.7	F			
100.0	100.0	100.0	100.0	100.0	100.0	100.0	M	1B		
81.3	88.1	82.8	78.5	78.6	86.70	81.2	F			
100.0	100.0	100.0	100.0	100.0	100.0	100.0	M	2		
88.4	83.8	77.4	73.4	79.2	79.20	79.8	F			
100.0	100.0	100.0	100.0	100.0	100.0	100.0	M	3		
89.7	78.8	79.4	78.2	82.9	81.2	88.6	F			
100.0	100.0	100.0	100.0	100.0	100.0	100.0	M	4		
78.4	78.5	77.8	88.5	86.8	78.7	79.8	F			
100.0	100.0	100.0	100.0	100.00	100.0	100.0	M	5		
88.8	85.8	83.2	84.8	85.8	83.4	88.8	F			
100.0	100.0	100.0	100.0	100.0	100.0	100.0	M	T		
73.8	87.5	84.4	83.8	84.8	88.8	88.1	F			

TAB.D11

GROSS MONTHLY PAY (CORRECTED)  
OF FULL-TIME EMPLOYEES:  
MEAN(M) AND COEFFICIENT OF  
VARIATION(CV) ACCORDING TO  
ACTIVITY, SEX, QUALIFICATION  
AND SYSTEM OF PAYMENT

ACTIVITY	NACE	Q U A L I F I C A T I O N	S E X	SYSTEM OF PAYMENT				T O T. E M S.		
				P A I D O N C O M M.	R E M. A L A C D M.	N O T P A I D O N C O M M.	N O N R E M A L A C O M.		(*)	
AGRIC. PRIMARY PROD., LIVE- STOCK, TEXT.	611	1A	M	-	-	-	8528	-	8536	
			F	-	-	-	8479	-	8489	
		1B	M	5022#	-	-	-	5565	-	5512
			F	-	-	-	4777#	-	4727	
		2	M	4938#	-	-	-	5463	-	5416
			F	4189	-	-	-	3236	-	3539
		3	M	4150	-	-	-	3277	-	3203
			F	2466	-	-	-	3241	-	3508
		4	M	2461	-	-	-	2438	-	2443
			F	2488	-	-	-	2213	-	2212
		5	M	2472	-	-	-	2374	-	2386
			F	-	-	-	-	2055	-	2079
		T	M	-	-	-	-	1744	-	1744
			F	3518	-	-	-	1960	-	1981
FUELS, ORES, INDUSTRIAL CHEMICALS	612	1A	M	2014#	-	-	2640	-	2000	
			F	3474	-	-	2640	-	2712	
		1B	M	-	-	-	10989	-	10889	
			F	-	-	-	10902	-	10809	
		2	M	5967#	-	-	-	6044	-	6038
			F	-	-	-	6044	-	4686	
		3	M	6058	-	-	-	5928	-	5938
			F	4800	-	-	-	3761	-	3911
		4	M	4779	-	-	-	3635	-	3637
			F	2713	-	-	-	3744	-	3877
		5	M	2699	-	-	-	2894	2849	2884
			F	2256	-	-	-	2683	-	2682
		T	M	2243	-	-	-	2830	2849	2826
			F	-	-	-	-	2317	-	2315
TIMBER, BUILDING MATERIALS	613	1A	M	1988	-	-	2126	-	2126	
			F	-	-	-	2252	-	2252	
		1B	M	4649	-	-	-	1988	-	1998
			F	-	-	-	1741	-	1746	
		2	M	4591	-	-	-	1941	-	1942
			F	9552#	-	-	-	3357	2706	3423
		3	M	5431	-	-	-	2415	-	2422
			F	10438#	-	-	-	3126	2677	3187
		4	M	5413	-	-	-	8416	-	8471
			F	3927	-	-	-	6598#	-	7667#
		5	M	3901	-	-	-	8285	-	8411
			F	2902	-	-	-	4884	-	4961
		T	M	2900	-	-	-	4680	-	4661
			F	2990	-	-	-	4864	-	4935
MACHINERY, EQUIPMENTS, VEHICLES	614	1A	M	1762	-	-	3188	-	3315	
			F	2639	-	-	3104	-	3087	
		1B	M	-	-	-	3179	-	3293	
			F	-	-	-	2465	-	2485	
		2	M	6108	-	-	-	2325	-	2328
			F	4512	-	-	-	2436	-	2453
		3	M	4027#	-	-	-	2108	1660	2112
			F	4503	-	-	-	1818	-	1818
		4	M	2716	-	-	-	2027	1698	2029
			F	2795	-	-	-	1749	-	1749
		5	M	2603	-	-	-	1552	-	1552
			F	1984#	-	-	-	1718	-	1718
		T	M	2562	-	-	-	2894	2276#	2772
			F	1549#	-	-	-	2085	-	2118
AGRIC. PRIMARY PROD., LIVE- STOCK, TEXT.	611	1A	M	9777	-	-	8446	2259#	2643	
			F	8889	-	-	7365#	-	8626	
		1B	M	6107	-	-	-	8339	-	7590#
			F	6108	-	-	-	5306	-	8534
		2	M	4512	-	-	-	4452	-	5546
			F	4027#	-	-	-	5218	-	4489
		3	M	4503	-	-	-	3481	4189	5466
			F	2716	-	-	-	3334	-	3882
		4	M	2795	-	-	-	3472	4189	3386
			F	2603	-	-	-	2653	-	3839
		5	M	1984#	-	-	-	2482	-	2665
			F	2562	-	-	-	2599	-	2525
		T	M	1549#	-	-	-	2107	-	2626
			F	1655#	-	-	-	1874	-	2129
MACHINERY, EQUIPMENTS, VEHICLES	614	1A	M	4540	-	-	2031	1903	1875	
			F	4525	-	-	1779	-	2048	
		1B	M	-	-	-	1626	-	1778	
			F	-	-	-	1730	-	1628	
		2	M	-	-	-	3031	4514#	1729	
			F	-	-	-	2224	-	3297	
		3	M	-	-	-	2815	-	2250	
			F	-	-	-	-	-	3052	

REMUNERATION MENSUELLE BRUTE  
CORRIGEE DES SALAIRES A TEMPS PLEIN:  
MOYENNE(M) ET COEFFICIENT DE VARIATION  
(CV) SELON L ACTIVITE LE SEXE , LA  
QUALIFICATION ET LE SYSTEME DE  
REMUNERATION

CV

SYSTEME DE REMUNERATION					SEX E	O U A L I F I C A T I O N	NACE	ACTIVITE	
PAID ON COMM.	REM. A LA COM.	NOT PAID ON COMM.	NON REM A LA COM.	(%)					TOT. ENS.
		46.0		-		46.6	M	1A 611	MAT. PREM. AGR., ANIMAUX, TEXTILES
		46.7		-		46.4	F	1A	
56.00		36.5		-		38.5	T	1B	
		43.00		-		42.0	M		
56.50		37.5		-		38.3	F		
40.5		33.8		-		38.3	T	2	
		42.0		-		43.1	M		
41.2		35.0		-		38.7	F		
31.1		23.6		-		25.2	T	3	
		26.0		-		25.0	M		
31.8		24.6		-		25.7	F		
28.0		22.7		-		23.8	T	4	
		22.3		-		22.3	M		
28.2		23.8		-		24.0	F		
		22.4		-		22.4	T	5	
		17.3		-		17.2	M		
		22.5		-		22.5	F		
53.2		76.7		-		74.1	T		
34.80		50.8		-		50.7	M		
53.7		75.7		-		73.8	F		
		41.2		-		41.7	T	1A 612	COMBUSTIBLES, MINERAIS, PR. CHIMIQUES
		41.7		-		42.1	M		
40.80		34.4		-		35.8	F	1B	
		32.5		-		35.8	T		
40.4		35.0		-		36.4	M		
46.8		25.3		-		33.3	F	2	
		24.5		-		24.6	T		
48.7		25.2		-		32.6	M		
26.7		22.3		11.7		22.4	F	3	
		21.0		-		20.8	T		
23.8		22.2		11.7		22.2	M		
22.8		21.8		-		21.8	F	4	
		22.8		-		22.8	T		
21.2		22.5		-		22.5	M		
		22.7		-		22.7	F	5	
		22.6		-		22.5	T		
60.5		23.3		17.3		23.3	M		
		68.5		-		68.6	F		
61.1		38.6		17.8		37.5	T		
43.80		64.9		-		65.4	M	1A 613	BOIS, MATERIAUX DE CONSTR.
		51.1		-		50.8	F	1B	
44.18		44.80		-		55.80	T		
54.4		51.2		-		51.1	M		
		37.3		-		48.8	F	1B	
54.5		42.0		-		42.1	T		
38.1		37.8		-		41.8	M		
		30.4		-		33.8	F	2	
38.8		33.1		-		33.7	T		
18.8		30.7		-		33.7	M		
18.8		21.8		-		22.8	F	3	
24.8		24.0		-		24.0	T		
15.1		22.4		20.3		22.5	M		
32.3		20.8		-		21.2	F	4	
		21.7		-		21.8	T		
		22.0		20.5		22.3	M		
		21.6		-		21.6	F	5	
		20.3		-		20.3	T		
58.4		21.8		48.24		21.8	M		
		88.5		-		78.1	F		
64.8		48.8		45.38		58.5	T		
48.1		68.1		-		68.8	M	1A 614	MACHINES, VEHICULES
		43.3		-		44.8	F	1B	
51.1		62.18		-		68.48	T		
58.8		45.2		-		48.7	M		
58.8		38.7		-		47.3	F	1B	
68.7		38.3		-		31.3	T		
41.18		38.5		18.8		47.8	M		
68.5		28.5		-		28.5	F	2	
34.4		27.2		18.8		48.7	T		
		28.4		-		28.8	M		
		23.8		-		28.8	F	3	
87.4		23.8		-		74.8	T		
48.3		23.8		-		44.8	M		
35.88		28.7		-		31.4	F	4	
48.4		23.8		13.2		28.8	T		
25.88		28.7		-		38.2	M		
		28.5		-		28.5	F	5	
28.58		18.8		-		18.8	T		
88.1		18.8		46.48		28.8	M		
		45.3		-		68.7	F		
73.3		51.8		-		65.4	T		
		65.8		58.88		71.4	M		

TAB.D11

GROSS MONTHLY PAY (CORRECTED)  
OF FULL-TIME EMPLOYEES:  
MEAN(M) AND COEFFICIENT OF  
VARIATION(CV) ACCORDING TO  
ACTIVITY, SEX, QUALIFICATION  
AND SYSTEM OF PAYMENT

ACTIVITY	NACE	Q U A L I F I C A T I O N	S E X	SYSTEM OF PAYMENT					
				PAID ON COMM.	REM. A LA COM.	NOT PAID ON COMM.	NON REM A LA COM.	(%)	TOT. ENS.
				FURNITURE, HSEHD. GOODS, HARDWARE	615	1A	M	9467#	
			F	9358#			8554	-	7397#
		1B	M	5562			5190	-	8645
			F	5568			4085	-	5274
		2	M	4248			5048	-	4190
			F	4250			3327	-	5157
		3	M	2708			3029	-	3697
			F	2190			3288	-	3180
		4	M	2646			2528	-	3649
			F	2241			2338	-	2558
		5	M	2179			2462	-	2330
			F	1807			2033	-	2487
		T	M	4106			1807	-	2043
			F	2918#			1938	-	1808
			T	4030			1886	-	1947
TEXTILES, CLOTH- ING, FOOTWR., LEATHERWARE	616	1A	M				8633	-	1685
			F				6712#	-	1529
		1B	M	5814			8420	-	1624
			F	5787			5324	-	1623
		2	M	4726			4090	-	3113
			F	3048#			4979	-	2066
		3	M	4526			3318	-	2804
			F	2694			2538	-	8772
		4	M	2294			3169	-	6667#
			F	2622			2576	-	8548
		5	M	2210			2255	-	5466
			F	1920			2362	-	4100
		T	M	2048			2079	-	5161
			F	1450			1800	-	4134
			T	1472			1900	-	2864
			F	4534			2568	-	3828
			T	4176			1992	2199#	2617
			F				2568	2151#	2255
FOOD, DRINK, TOBACCO	617	1A	M				8087	-	2406
			F				6333#	-	2086
		1B	M	6729#			8004	-	1805
			F	6824#			4962	-	1906
		2	M	3840			4185#	-	1727
			F	3819			4883	-	1464
		3	M	2629			3328	-	1548
			F	2623			2801	-	3648
		4	M	2255			3259	-	2014
			F	1724#			2531	-	2797
		5	M	2233			2248	-	8066
			F	1645#			2457	-	8009
		T	M	1602#			2155	-	5110
			F	3418			1743	-	5110
TOBACCO PRODUCTS	617.6	1A	M	3391			2035	-	4193#
			F				1743	-	5021
		1B	M				1479	-	3451
			F				1743	-	2811
		2	M				1622	-	3381
			F				2676	-	2545
		3	M				1789	-	2254
			F				2408	-	2477
		4	M					-	2159
			F					-	1743
		5	M					-	2042
			F					-	1743
		T	M					-	1479
			F					-	1622
			T					-	2733
			F					-	1798
			T					-	2465
			F					-	



REMUNERATION MENSUELLE BRUTE  
CORRIGEE DES SALAIRES A TEMPS PLEIN:  
MOYENNE(M) ET COEFFICIENT DE VARIATION  
(CV) SELON L ACTIVITE LE SEXE , LA  
QUALIFICATION ET LE SYSTEME DE  
REMUNERATION

CV

SYSTEME DE REMUNERATION					SEXE	QUALIFICATION	NACE	ACTIVITE	
PAID ON COMM.	REM. A LA COM.	NOT PAID ON COMM.	NON REM A LA COM.	(*)					TOT. ENS.
41.88		45.9		-	45.5	M	1A	615	MEUBLES, ART. MENAGERS QUINCAILLERIE
42.48		46.3		-	48.28	F			
41.8		38.5		-	45.9	M	1B		
41.5		23.3		-	38.1	F			
54.3		36.5		-	26.3	M	2		
54.1		30.0		-	28.0	F			
42.2		29.2		-	28.4	M	3		
26.8		30.1		-	45.8	F			
41.9		23.0		-	27.8	M	4		
38.3		23.1		-	22.8	F			
40.8		22.2		-	23.4	M	5		
-		22.3		-	23.3	F			
-		23.8		-	34.2	M			
68.8		21.1		-	21.1	F			
62.78		17.2		-	17.2	M			
61.4		20.4		-	20.4	F			
-		67.2		-	87.8	M			
51.5		44.8		-	48.8	F	1A	616	TEXTILE, HABILLEMENT, CHAUSSURES
51.4		66.1		-	67.8	M			
59.8		48.7		-	48.7	F	1B		
53.88		43.88		-	43.78	M			
61.8		49.8		-	49.2	F			
38.1		35.2		-	41.5	M	2		
24.7		33.3		-	32.7	F			
37.1		36.8		-	42.1	M	3		
25.5		38.2		-	57.7	F			
28.8		34.5		-	38.7	M	4		
28.1		36.2		-	57.4	F			
28.1		25.4		-	38.8	M	5		
15.7		25.7		-	25.8	F			
18.8		28.4		-	28.1	M			
65.9		28.1		-	28.8	F			
52.1		28.3		-	28.3	M			
68.1		28.2		-	28.1	F			
-		38.8		-	38.7	M			
57.28		18.4		-	18.3	F	1A	617	PRODUITS ALIM., BOISSONS, TABAC
57.48		25.8		-	25.4	M			
58.5		78.6		-	78.8	F	1B		
58.3		48.2		44.88	48.8	M			
32.8		78.1		43.88	78.5	F			
33.8		48.4		-	48.8	M	2		
25.8		38.4		-	43.7	F			
28.28		51.58		-	58.88	M			
26.1		48.8		-	44.8	F			
38.88		31.1		-	41.7	M	3		
23.78		33.4		-	33.3	F			
78.2		31.8		-	41.8	M	4		
71.1		25.2		-	28.8	F			
-		23.8		-	24.7	M			
-		25.4		-	28.7	F			
-		25.1		-	25.1	M			
-		22.3		-	22.3	F			
-		28.3		-	28.3	M			
-		23.8		-	23.8	F			
-		17.7		-	17.7	M			
-		23.2		-	23.2	F			
-		66.7		-	67.8	M			
-		42.2		-	44.3	F			
-		68.4		-	67.8	M	1A	617.8	PRODUITS DU TABAC
-		-		-	-	F			
-		-		-	-	M	1B		
-		-		-	-	F			
-		-		-	-	M	2		
-		-		-	-	F			
-		-		-	-	M	3		
-		-		-	-	F			
-		-		-	-	M	4		
-		-		-	-	F			

TAB.D11

GROSS MONTHLY PAY (CORRECTED)  
OF FULL-TIME EMPLOYEES:  
MEAN(M) AND COEFFICIENT OF  
VARIATION(CV) ACCORDING TO  
ACTIVITY, SEX, QUALIFICATION  
AND SYSTEM OF PAYMENT

ACTIVITY	NACE	Q U A L I F I C A T I O N	S E X	SYSTEM OF PAYMENT					
				PAID ON COMM.	REM. A LA COM.	NOT PAID ON COMM.	MON REM A LA COM.	(*)	TOT. ENS.
				PHARMACEUTICAL, MEDICAL GDS., CLEANING MAT.	618	1A	M	9024#	
			F				7314#		7328#
		1B	M	8971#			8375		8444
			F	5366					
		2	M	5320			4513		4508
			F	4112			3480		3839
		3	M	3510#			2946		3016
			F	4077			3296		3660
		4	M	3437			2534		2839
			F	2606#			2420		2431
		5	M	3332			2473		2656
			F	2758			2159		2176
		T	M	2026#			1899		1900
			F	2658			2002		2011
			T				1706		1705
			F				1557		1556
			T				1810		1609
			M	4086			2010		2027
			F	3018			2601#		2750#
PHARMACEUTICALS	618.1	1A	M	4000			8093#		9176#
			F						
		1B	M				8674#		9055#
			F				5306		5303
		2	M				4688#		4688#
			F				5152		5154
		3	M	5269			3750		4140
			F				2883		2878
		4	M	5150			3391		3722
			F	3683#			2620		2800
		5	M				2472		2435
			F				2541		2625
		T	M	3327#			2253		2280
			F	3221			1945		1945
			T				2050		2062
			M	3221			1784		1784
			F				1580		1580
			T				1617		1617
			M	4425			2840		2856
			F				1874		1980
			T				2284		2345
OTHER WHOLESALE DISTRIBUTION	619	1A	M	4312			10472#		10434#
			F	10351#			6806		6719
		1B	M	10183#			10087#		10061#
			F	7256			5581		5933
		2	M				4482		4557
			F	7251			5353		5691
		3	M	5270			3510		4631
			F	4665			3305		3722
		4	M	5205			3443		4448
			F	2823			2656		2710
		5	M	2247			2438		2428
			F	2724			2538		2568
		T	M	2598			2182		2206
			F	1897			1913		1913
			T	2329			2024		2036
			M				1761		1744
			F				1621		1621
			T				3644	3371#	4027
			M	5078			2156		2230
			F	3551			2897	3429#	3241
			T	4879			9944		9922
PAPER, BOOKS, STATIONERY, NEWSPAPERS	619.1/2	1A	M						6396#
			F				8635		9613
		1B	M	7205#			5667		5898
			F				4370#		4370#
		2	M	7205#			5514		5743
			F	5109			3828		4709
		3	M	3977#			3460		3622
			F	5003			3705		4508
		4	M	3092			2775		2900
			F	2118#			2557		2522
			T	2936			2646		2716
		5	M	3236#			2224		2290
			F				1893		1991
			T	2985#			2100		2134
			M				1895		1895
			F				1650		1650
			T				1773		1774
			M	4962			3737		4082
			F	3239#			2242		2295
			T	4784			3071		3405

REMUNERATION MENSUELLE BRUTE  
CORRIGEE DES SALAIRES A TEMPS PLEIN:  
MOYENNE(M) ET COEFFICIENT DE VARIATION  
(CV) SELON L'ACTIVITE LE SEXE , LA  
QUALIFICATION ET LE SYSTEME DE  
REMUNERATION

CV

SYSTEME DE REMUNERATION						SEXE	QUALIFICATION	NACE	ACTIVITE
PAID ON COMM.	REM. A LA COM.	NOT PAID ON COMM.	NON REM A LA COM.	(%)	TOT. ENS.				
35.00		48.1			45.1	M	1A	618	PR. PHARM., MEDICAM. D'ENTRETIEN
35.40		48.90			45.90	F			
40.1		48.4			45.4	T			
40.0		30.0			30.0	M	1B		
111.7		27.0			81.5	F	2		
43.00		27.0			31.7	T			
100.0		20.0			80.3	M	3		
54.0		22.0			44.0	F			
30.00		25.0			26.3	T	4		
54.0		24.1			30.7	M			
20.2		22.0			23.7	F	5		
33.20		22.0			22.0	T			
31.1		23.0			24.2	M	1A	618.1	
		23.0			23.0	F			
		20.0			20.0	T			
		22.1			22.1	M	1B		
04.0		40.7			41.0	F			
40.4		40.7			41.0	T			
03.0		000.00			000.00	M	1A	618.1	
		41.00			41.00	F			
		41.70			41.00	T			
		31.4			30.0	M	1B		
		32.50			32.50	F			
		32.0			31.7	T			
24.5		20.7			20.7	M	2		
		25.0			32.0	F			
20.0		20.4			20.4	T	3		
25.00		21.4			27.0	M			
		23.0			25.2	F	4		
30.00		22.0			27.3	T			
22.0		22.3			23.4	M	5		
		22.0			22.0	F			
22.0		23.0			24.2	T			
		20.4			20.4	M	1A	618	
		20.0			20.0	F			
		22.0			22.0	T			
32.1		01.5			00.6	M	1A	618	
		34.0			35.4	F			
30.0		54.0			50.1	T			
40.00		230.30			210.00	M	1A	618	
		40.0			30.0	F			
41.00		220.00			210.70	T			
40.7		43.2			40.3	M	1B		
		30.0			30.7	F			
47.0		43.2			46.7	T			
50.5		35.7			52.0	M	2		
55.4		20.0			47.1	F			
51.1		33.0			52.2	T			
42.2		23.4			31.4	M	3		
34.3		24.3			25.0	F			
42.3		24.3			20.3	T	4		
44.0		25.0			20.1	M			
27.0		25.0			25.9	F	5		
44.1		20.0			20.0	T			
		24.0			25.2	M			
		22.0			22.0	F			
		23.7			24.2	T			
00.0		221.5		42.00	170.4	M	1A	618.1/2	
00.0		40.7			54.2	F			
01.0		100.0		37.50	100.5	T			
		44.0			43.5	M	1A	618.1/2	
		40.0			37.00	F			
		37.1			44.0	T			
40.50		37.30			30.1	M	1B		
		30.0			37.30	F			
40.50		30.0			40.0	T			
42.3		35.7			43.2	M	2		
30.20		31.1			31.5	F			
42.3		34.0			43.2	T	3		
51.5		24.0			30.4	M			
30.50		21.5			22.0	F	4		
51.0		23.3			34.2	T			
43.50		22.0			20.7	M	5		
		22.2			22.4	F			
47.10		23.2			27.0	T			
		10.7			10.5	M			
		10.2			10.2	F			
		20.7			20.7	T			
52.2		00.0			72.4	M			
43.10		44.5			45.0	F			
53.3		00.1			75.4	T			

TAB.D11

GROSS MONTHLY PAY (CORRECTED)  
OF FULL-TIME EMPLOYEES:  
MEAN(M) AND COEFFICIENT OF  
VARIATION(CV) ACCORDING TO  
ACTIVITY, SEX, QUALIFICATION  
AND SYSTEM OF PAYMENT

ACTIVITY	NACE	O U A L I F I C A T I O N	S E X	SYSTEM OF PAYMENT					
				PAID ON COMM.	REM. A LA COM.	NOT PAID ON COMM.	NON REM A LA COM.	(%)	TOT. EMS.
				WHOLESALE TRADE	61	1A	M	9393	
			F				6981		7235
			T	9520			8635		8705
		1B	M	5973			5483	6473#	5574
			F	5657#			4352		4396
			T	5967			5351	6048#	5456
		2	M	4393			3444	4019	3761
			F	3827			3169		3236
			T	4371			3403	3935	3700
		3	M	2741			2611	2845	2631
			F				2409		2417
			T	2735			2546	2812	2568
		4	M	2385			2139	1804	2148
			F	1867			1853	1951	1853
			T	2326			2035	1848	2043
		5	M	1556			1780		1779
			F	1644			1535		1536
			T	1590			1685	1703	1685
		T	M	4227			2952	3235	3107
			F	3126			2048	2248#	2068
			T	4164			2673	3035	2811
FOOD, DRINK, TOBACCO	641/642	1A	M	-			7001	-	7102
			F	-			5908#	-	5908#
			T	-			6908	-	7003
		1B	M	4687#			4915	-	4880
			F	-			4008	-	4004
			T	4625#			4777	-	4757
		2	M	3827			3086	-	3263
			F	2260			2489	-	2400
			T	3254			2947	-	3051
		3	M	2641			2543	1808	2551
			F	1876			1962	-	1945
			T	2352			2236	1806	2257
		4	M	2249			2149	1709	2150
			F	1696			1666	1606	1667
			T	1991			1872	1657	1878
		5	M	1474#			1722	1504	1715
			F	1361			1482	1211	1484
			T	1401			1563	1277	1555
		T	M	3081			2579	1847	2648
			F	1918			1701	1420	1714
			T	2664			2098	1621	2158
DISPENSING CHEMISTS	643	1A	M	-			7333#	-	7410#
			F	-			5854#	-	5854#
			T	-			6483#	-	6540#
		1B	M	-			4384	-	4370
			F	-			4082	-	4082
			T	-			4256	-	4250
		2	M	-			3579	-	3586
			F	-			3186#	-	3186#
			T	-			3407	-	3417
		3	M	-			2779	-	2779
			F	-			2297	-	2297
			T	-			2465	-	2465
		4	M	-			2324	-	2324
			F	-			1745	-	1747
			T	-			1853	-	1855
		5	M	-			1460	-	1468
			F	-			1435	-	1435
			T	-			1442	-	1442
		T	M	-			3287	-	3315
			F	-			2210	-	2210
			T	-			2558	-	2573
MEDICAL GOODS, COSMETICS, CLEANING MAT.	644	1A	M	-			8537#	-	8161#
			F	-			5794#	-	6362#
			T	-			7864#	-	8488#
		1B	M	7270#			5632	-	5993
			F	-			4291	-	4383
			T	6972#			5277	-	5606
		2	M	4255			3558	-	3915
			F	3055			2697	-	2943
			T	3659			3279	-	3502
		3	M	2552#			2572	-	2569
			F	2388#			2182	-	2232
			T	2422			2354	-	2369
		4	M	1871			2073	-	2048
			F	1752#			1897	-	1893
			T	1844			1866	-	1850
		5	M	-			1681	-	1681
			F	-			1560	-	1556
			T	-			1602	-	1598
		T	M	4189			3122	-	3371
			F	2883			2061	-	2219
			T	3568			2549	-	2763

REMUNERATION MENSUELLE BRUTE  
CORRIGEE DES SALAIRES A TEMPS PLEIN:  
MOYENNE(M) ET COEFFICIENT DE VARIATION  
(CV) SELON L ACTIVITE LE SEXE , LA  
QUALIFICATION ET LE SYSTEME DE  
REMUNERATION

CV

SYSTEME DE REMUNERATION					SEXE	QUALIFICATION	NACE	ACTIVITE
PAID ON COMM.	REM. A LA COM.	NOT PAID ON COMM.	NON REM A LA COM.	(*)				
47.5		75.8			73.4	M	1A 61	COMMERCE DE GROS
48.4		50.8			54.4	F		
54.1		74.8			72.0	M		
42.20		420.7	34.00		374.5	F	1B	
53.0		36.2			37.0	M		
61.7		405.3	36.40		363.0	F	2	
52.4		29.7	20.2		40.8	M		
61.5		30.8			35.2	F		
38.8		30.0	20.9		47.0	M	3	
62.2		24.0	13.5		27.0	F		
36.1		24.1			42.1	M		
39.4		24.4	14.1		31.0	F		
37.1		25.1	18.0		25.0	M	4	
31.4		23.9	15.4		24.1	F		
28.3		25.7	17.6		26.3	M	5	
30.4		24.5			24.5	F		
60.4		19.7			19.8	M		
110.4		24.2	17.7		24.2	F	T	
70.5		258.6	55.5		231.1	M		
		48.5	40.40		51.4	F	1A 641/642	PR. ALIMENTAIRES. BOISSONS. TABAC
		237.2	58.0		217.6	M		
		44.6			45.0	F		
		36.00			36.00	M		
47.00		44.4			45.7	F		
		33.7			34.7	M	1B	
46.70		23.1			23.2	F		
47.3		33.5			34.4	M	2	
48.7		29.5			30.8	F		
51.0		29.7			30.1	M		
27.5		30.0			40.0	F		
44.4		22.4	8.2		24.0	M	3	
36.3		22.4			27.5	F		
36.2		26.0	8.1		20.2	M	4	
34.0		24.0	8.2		25.0	F		
38.4		18.5	7.0		20.7	M	5	
35.00		25.7	7.7		27.0	F		
23.6		22.0	14.0		22.2	M		
29.2		16.6	11.4		16.0	F		
51.4		20.1	15.9		20.3	M	T	
48.8		52.4	29.3		52.0	F		
55.8		38.8	28.8		33.0	M		
		51.5	31.4		53.1	F		
		46.10			44.50	M	1A 643	PHARMACIES
		46.40			46.40	F		
		47.00			47.20	M		
		39.4			39.1	F	1B	
		27.3			27.3	M		
		35.4			35.2	F		
		29.4			29.2	M	2	
		46.00			46.00	F		
		37.1			36.8	M		
		23.0			23.0	F	3	
		28.1			28.1	M		
		28.0			28.0	F	4	
		29.1			29.1	M		
		22.0			22.0	F		
		27.3			27.3	M	5	
		18.5			18.5	F		
		15.8			15.8	M		
		16.5			16.5	F	T	
		57.3			57.2	M		
		59.3			59.3	F		
		62.6			62.7	M		
		58.30			60.20	F	1A 644	ART. MEDICANX. PRODUITS D'ENTRETIEN
		35.00			44.00	M		
		59.40			67.60	F		
58.20		38.6			47.4	M	1B	
		27.9			26.8	F		
57.00		38.0			47.2	M		
58.4		33.4			51.0	F	2	
28.5		35.7			31.0	M		
53.8		36.3			40.6	F		
28.00		23.7			24.4	M	3	
39.10		27.7			31.8	F		
38.1		27.1			28.5	M	4	
38.9		24.1			25.2	F		
32.30		30.2			30.1	M		
31.3		33.1			33.1	F	5	
		31.7			31.7	M		
		17.0			17.0	F		
		24.3			24.3	M	T	
88.5		77.0			82.7	F		
45.9		48.1			50.7	M		
78.6		73.8			78.2	F		

TAB.D11

GROSS MONTHLY PAY (CORRECTED)  
OF FULL-TIME EMPLOYEES:  
MEAN(M) AND COEFFICIENT OF  
VARIATION(CV) ACCORDING TO  
ACTIVITY, SEX, QUALIFICATION  
AND SYSTEM OF PAYMENT

ACTIVITY	NACE	Q U A L I F I C A T I O N	S E X	SYSTEM OF PAYMENT				T06. ENS.			
				PAID ON COMM.	REM. A LA COM.	NOT PAID ON COMM.	NON REM A LA COM.		(%)		
CLOTHING	645	1A	M	-	-	-	7186	-	7254		
			F	-	-	-	6405#	-	6405#		
		1B	M	-	-	-	7041	-	7103		
			F	4269#	-	-	4583	-	4709		
		2	M	6075	-	-	3870	-	3901		
			F	3270#	-	-	4355	-	4459		
		3	M	5095	-	-	3181	-	4158		
			F	2318	-	-	2786	-	2856		
		4	M	2064	-	-	2938	-	3440		
			F	2128	-	-	2526	-	2515		
		5	M	2189	-	-	2066	-	2066		
			F	1801	-	-	2227	-	2220		
		T	M	1918	-	-	2070	1998	2081		
			F	1759	-	-	1734	2025#	1667		
		FOOTWEAR, LEATHER GOODS	646	1A	M	-	-	-	1827#	-	1816#
					F	7480#	-	-	1473	-	1481
				1B	M	4799	-	-	1530	-	1543
					F	5481#	-	-	3268	-	3448
				2	M	4945	-	-	1854	1770#	1875
					F	3277#	-	-	2243	-	2326
3	M			3450	-	-	7907	-	7798		
	F			3371	-	-	-	-	-		
4	M			2668#	-	-	7719	-	7668		
	F			-	-	-	4736	-	4745		
5	M			2038	-	-	3855	-	3858		
	F			2043	-	-	4467	-	4510		
T	M			2034	-	-	2877	-	2848		
	F			2015	-	-	2576	-	2696		
FURN. FABRICS, HOUSEHOLD TEXTILES	647			1A	M	-	-	-	2341	-	2782
					F	2668#	-	-	2224	2850	2379
				1B	M	4799	-	-	2241	2850	2288
					F	5481#	-	-	1918	-	1923
				2	M	4945	-	-	1873	-	1888
					F	3277#	-	-	1878	-	1892
		3	M	3450	-	-	1521	-	1519		
			F	3371	-	-	1430	-	1486		
		4	M	2668#	-	-	1447	-	1482		
			F	-	-	-	3474	-	3545		
		5	M	2038	-	-	1991	2490#	2039		
			F	2043	-	-	2357	2841#	2400		
		T	M	2034	-	-	7735#	-	7833#		
			F	2015	-	-	4870	-	4870		
		HOUSEHOLD FITMENTS, APPLIANCES	648/649	1A	M	-	-	-	7222	-	7320
					F	2874	-	-	4411	-	4494
				1B	M	4799	-	-	3816	-	3815
					F	5481#	-	-	4275	-	4368
				2	M	4945	-	-	3706	-	3699
					F	3277#	-	-	2678	-	2770
3	M			3450	-	-	3306	-	3300		
	F			3371	-	-	2670	-	2640		
4	M			2668#	-	-	2005	-	2023		
	F			-	-	-	2299	-	2287		
5	M			2038	-	-	2225	-	2224		
	F			2043	-	-	1729	1687	1728		
T	M			2034	-	-	1925	1778	1921		
	F			2015	-	-	1724	-	1710		
HOUSEHOLD FITMENTS, APPLIANCES	648/649			1A	M	-	-	-	1399	1534	1414
					F	3596#	-	-	1475	1533	1481
				1B	M	4799	-	-	3183	-	3214
					F	5481#	-	-	1874	1661	1878
				2	M	4945	-	-	2457	2031#	2478
					F	3277#	-	-	7442	-	7557
		3	M	3450	-	-	4582#	-	4576#		
			F	3371	-	-	7097	-	7222		
		4	M	2668#	-	-	4663	-	4811		
			F	-	-	-	4085	-	4148		
		5	M	2038	-	-	4541	-	4687		
			F	2043	-	-	3243	-	3526		
		T	M	2034	-	-	3515	-	3135		
			F	2015	-	-	3951	-	3449		
		HOUSEHOLD FITMENTS, APPLIANCES	648/649	1A	M	-	-	-	3184	-	3449
					F	2874	-	-	2500	-	2626
				1B	M	4799	-	-	2244	-	2342
					F	5481#	-	-	2414	-	2533
				2	M	4945	-	-	2145	2359#	2188
					F	3277#	-	-	1808	1627#	1836
3	M			3450	-	-	2043	2035#	2081		
	F			3371	-	-	1706	-	1741		
4	M			2668#	-	-	1513	-	1521		
	F			-	-	-	1623	-	1645		
5	M			2038	-	-	2643	2875#	2805		
	F			2043	-	-	1997	1775#	2078		
T	M			2034	-	-	2442	2478#	2585		
	F			2015	-	-	-	-	-		

REMUNERATION MENSUELLE BRUTE  
CORRIGEE DES SALAIRES A TEMPS PLEIN:  
MOYENNE(M) ET COEFFICIENT DE VARIATION  
(CV) SELON L ACTIVITE LE SEXE , LA  
QUALIFICATION ET LE SYSTEME DE  
REMUNERATION

CV

SYSTEME DE REMUNERATION						SEXE	QUALIFICATION	NACE	ACTIVITE
PAID ON COMM.	REM. A LA COM.	NOT PAID ON COMM.	NON REM A LA COM.	(*)	TOT. ENS.				
		50.2			50.3	M	1A	645	ARTICLES D HABILLEMENT
		40.80			40.80	F			
		49.1			49.3	M	1B		
		36.6			36.2	F			
31.40		29.6			28.0	M			
		35.9			35.0	F			
59.5		29.0			63.1	M	2		
57.00		32.1			38.7	F			
66.6		31.0			59.4	M	3		
15.0		23.4			23.1	F			
26.1		27.0			26.0	M	4		
24.1		27.4			27.2	F			
26.3		24.1			24.5	M	5		
28.0		23.0		18.0	23.0	F			
29.5		25.5		22.00	25.9	M	1A	646	
		103.20			101.10	F			
28.0		19.5			21.1	M	1A	646	
28.4		53.2			51.0	F			
66.1		73.4			78.5	M	T		
55.4		47.2		25.20	47.0	F			
84.7		71.0			76.7	M	1A	646	
35.30		51.0			50.2	F			
35.00		61.0			58.1	M	1B	CHAUSSURES, MAROQUINERIE	
38.1		37.5			37.5	F			
34.10		32.0			34.0	M	2		
37.0		37.7			37.0	F			
42.00		33.1			35.9	M	3		
38.7		37.3			38.0	F			
38.5		36.0			38.0	M	4		
		25.1			26.0	F			
		25.0		18.0	33.2	M	5		
67.00		23.1		18.0	32.3	F			
		26.0			26.0	M	1A	647	
31.0		32.0			32.0	F			
30.7		32.1			32.0	M	1B	TISSUS D AMEUBLEMENT	
		23.5			23.4	F			
39.0		22.0			28.0	M	2		
38.4		22.0			27.0	F			
55.3		77.2			75.0	M	3		
56.4		68.2		35.10	68.0	F			
63.7		76.6		52.70	75.3	M	1A	647	
		50.00			46.00	F			
		51.0			51.0	M	1B		
		28.0			35.5	F			
		28.0			28.0	M	2		
54.30		28.7			33.1	F			
		38.3			38.5	M	3		
51.00		38.0			41.7	F			
		36.0			40.3	M	4		
		25.0			21.0	F			
28.00		27.1			25.0	M	1A	648/649	
		25.0			25.0	F			
		27.1			27.0	M	2		
		25.0			25.0	F			
18.1		21.3		0.4	20.0	M	3		
		27.1		13.5	26.7	F			
		20.0			20.0	M	4		
		18.4		7.4	15.7	F			
		28.3		7.1	18.3	M	5		
60.10		66.0			66.0	F			
		41.0		11.3	41.4	M	1A	648/649	
88.00		87.7		75.00	88.2	F			
38.10		44.3			43.1	M	1A	648/649	
		37.00			37.00	F			
32.00		46.3			45.1	M	1B	EQUIPEMENT DU FOYER	
49.3		48.0			43.0	F			
28.00		35.5			34.0	M	2		
48.1		48.4			43.0	F			
50.3		36.0			45.1	M	3		
49.0		37.1			43.4	F			
50.4		37.2			45.1	M	4		
50.2		24.7			35.1	F			
72.50		28.2			42.0	M	5		
57.0		25.7			37.0	F			
33.7		24.4		25.30	26.5	M	1A	648/649	
38.4		24.7		23.30	28.0	F			
35.3		25.7		30.00	27.0	M	2		
53.00		22.7			20.0	F			
33.50		18.0			18.2	M	3		
56.00		21.0			20.5	F			
58.1		81.3		48.30	82.7	M	4		
59.0		43.4		25.00	48.0	F			
60.0		58.0		51.70	62.1	M	5		

TAB.D11

GROSS MONTHLY PAY (CORRECTED)  
OF FULL-TIME EMPLOYEES:  
MEAN(M) AND COEFFICIENT OF  
VARIATION(CV) ACCORDING TO  
ACTIVITY, SEX, QUALIFICATION  
AND SYSTEM OF PAYMENT

ACTIVITY	NACE	O U A L I F I C A T I O N	S E X	SYSTEM OF PAYMENT				TOG. ENS.			
				PAID ON COMM.	REM. A LA COM.	NOT PAID ON COMM.	NON REM A LA COM.		(°)		
BOOKS, NEWSPRS., STATIONERY, OFFICE SUPPS.	653	1A	M	8763#			7501	-	7618		
			F			6213#		6231#			
		1B	M	8674#			7280	-	7385		
			F	5978#			5433	-	5550		
		2	M	5899#			4087	-	4158		
			F	5013			4983	-	5138		
		3	M	4847			3122	-	4388		
			F	4941			2767	-	4009		
		4	M	2508			2940	-	4212		
			F	2529#			2484	-	2491		
		5	M	2512			2285	-	2285		
			F	2207			2354	-	2375		
		T	M	1964#			2083	-	2083		
			F	2168			1868	-	1869		
		OTHER RETAIL DISTRIBUTION	654/655	1A	M				1948	-	1956
					F				1763	-	1767
				1B	M	4716			1537	-	1537
					F	4641			1616	-	1616
				2	M	4687			3106	-	3561
					F				2087	-	2478
3	M						2521	-	2879		
	F						7561	-	7526		
4	M						5407#	-	5407#		
	F						7218	-	7184		
5	M						4570	-	4578		
	F						4074	-	4026		
T	M			3595#			4470	-	4461		
	F			2605#			3119	-	3189		
1A	M			3257			2687	-	2690		
	F			2229			3008	-	3054		
1B	M			2285#			2681	-	2649		
	F			2258			2250	-	2260		
2	M			2609			2498	-	2478		
	F			2314#			2088	1985	2099		
3	M	2498			1768	1657	1779				
	F				1957	1834	1968				
4	M				1886	-	1883				
	F				1511	-	1509				
5	M				1602	1377	1589				
	F	3069			2889	2287#	2892				
T	M	2416			2007	1696#	2021				
	F	2795			2549	1966#	2553				
VARIOUS NON-FOOD PRODUCTS	656	1A	M					7482			
			F				7367		7482#		
		1B	M				6788#	-	6788#		
			F				7272	-	7372		
		2	M				4668	-	4668		
			F				3770	-	3770		
		3	M	4081#			4284	-	4284		
			F	2298#			3085	-	3202		
		4	M	3435#			2510	-	2497		
			F				2747	-	2812		
		5	M				2442	-	2433		
			F				2040	-	2040		
		T	M	2088#			2157	-	2156		
			F				2084	-	2063		
		1A	M	1487			1680	-	1678		
			F	1512			1785	-	1783		
		1B	M				1736	-	1735		
			F				1522	-	1522		
		2	M	4000#			1574	-	1574		
			F	1958#			2740	-	2778		
3	M	3034#			1889	-	1889				
	F	9169			2158	-	2174				
4	M	9080			7351	6224#	7448				
	F	5319			5906	-	5936				
5	M	4525			7125	6224#	7224				
	F	5223			4788	-	4835				
T	M	4004			3804	-	3927				
	F	3028			4543	4105#	4584				
1A	M	3706			3129	2447#	3415				
	F	2727			2604	-	2725				
1B	M	2082			2844	2503#	3182				
	F	2476			2524	-	2556				
2	M	2353			2058	2131	2081				
	F	1801			2284	-	2295				
3	M	2097			2128	1817	2142				
	F	2006#			1701	1645	1706				
4	M	1648			1877	1726	1889				
	F	1741			1720	1487	1722				
5	M	3508			1497	1239	1496				
	F	2338			1588	1299	1567				
T	M	3073			2715	2061	2816				
	F				1828	1505	1860				
					2220	1760	2300				



REMUNERATION MENSUELLE BRUTE  
CORRIGEE DES SALAIRES A TEMPS PLEIN:  
MOYENNE(N) ET COEFFICIENT DE VARIATION  
(CV) SELON L ACTIVITE LE SEXE , LA  
QUALIFICATION ET LE SYSTEME DE  
REMUNERATION

CV

SYSTEME DE REMUNERATION						SEXE	QUALIFICATION	NACE	ACTIVITE
PAID ON COMM.	REM. A LA COM.	NOT PAID ON COMM.	NON REM A LA COM.	(*)	TOT. ENS.				
41.00			44.7	-	44.5	M	1A	653	LIVRES, JOURN., PAPIER, EQ. BUREAU
46.00			46.80	-	46.10	F			
57.00			45.5	-	45.4	M	1B		
			46.5	-	48.7	F			
57.50			28.3	-	33.0	M			
124.5			45.4	-	49.0	F	2		
71.5			35.9	-	119.1	M			
105.7			31.1	-	72.8	F			
32.5			34.4	-	102.5	M	3		
38.20			22.8	-	25.7	F			
33.9			23.0	-	24.2	M	4		
35.1			23.2	-	25.2	F			
33.00			25.2	-	26.3	M	5		
35.2			25.3	-	25.4	F			
			25.8	-	26.4	M			
			27.8	-	27.7	F			
			21.8	-	21.8	M			
			25.4	-	25.4	F			
118.0			74.2	-	101.7	M	T		
73.4			47.3	-	74.4	F			
103.7			68.3	-	96.0	M	1A	654/655	AUTRES COMMERCE DE DETAIL
			44.9	-	44.9	F			
			44.10	-	46.2	M	1B		
			46.3	-	35.3	F			
			35.0	-	35.2	M			
			35.8	-	35.6	F			
45.00			35.4	-	38.2	M	2		
44.00			37.5	-	35.6	F			
47.5			33.3	-	38.3	M	3		
24.0			37.3	-	32.7	F			
52.40			32.8	-	31.3	M	4		
41.0			27.1	-	33.2	F			
24.4			32.1	8.7	24.2	M	5		
36.00			24.0	11.2	25.7	F			
28.3			24.9	13.2	28.5	M			
			25.7	-	23.5	F			
			23.5	-	21.6	M			
			21.6	-	23.4	F			
48.0			23.4	0.0	21.2	M	T		
46.0			72.2	35.20	71.5	F			
49.7			51.7	37.00	51.5	M	1A	656	PRODUITS DIVERS NON ALIMENT.
			71.0	30.00	76.9	F			
			41.0	-	40.5	M	1B		
			42.20	-	42.20	F			
			41.3	-	34.6	M	2		
			34.6	-	35.4	F			
			25.4	-	33.7	M			
47.50			33.7	-	38.2	F	2		
47.40			30.6	-	31.6	M			
50.00			30.4	-	36.8	F	3		
			31.8	-	22.5	M			
			23.7	-	23.8	F			
20.00			24.0	-	24.0	M	4		
			22.2	-	22.2	F			
12.0			19.6	-	19.6	M	5		
12.0			22.8	-	22.8	F			
			27.3	-	27.3	M			
			17.5	-	17.5	F			
			21.7	-	21.7	M			
80.30			27.0	-	50.7	F	T		
49.10			31.0	-	38.0	M			
80.00			53.8	-	54.6	F	1A	64/653-656	COMMERCE DE DETAIL
49.0			46.4	20.50	46.8	M	1B		
			48.7	-	49.0	F			
47.2			47.5	20.50	47.9	M			
85.0			36.6	-	40.8	F			
36.4			28.1	-	28.8	M	2		
82.0			38.3	27.20	39.9	F			
71.1			31.8	21.00	54.8	M	3		
70.4			32.8	-	50.0	F			
72.8			33.3	23.80	54.0	M	4		
36.0			23.8	17.4	27.7	F			
50.7			24.0	23.0	30.2	M	5		
44.0			26.5	20.0	30.8	F			
30.0			24.1	18.4	25.8	M	1A		
35.2			22.8	13.1	23.4	F			
38.2			28.1	18.8	27.2	M			
80.20			31.3	14.3	32.1	F			
33.8			17.6	12.0	18.3	M			
48.2			24.7	15.8	25.4	F			
72.8			61.1	50.8	64.8	M	T		
80.8			41.3	30.5	45.5	F			
78.8			58.2	47.3	63.7	M			

TAB.D12

INDEX OF MEAN GROSS  
MONTHLY PAY (CORRECTED)  
OF FULL-TIME EMPLOYEES  
ACCORDING TO ACTIVITY, SEX,  
QUALIFICATION AND SYSTEM OF PAYMENT  
(PAY OF ALL FULL-TIME EES.=100)

INDICE DE LA REMUNERATION  
MENSUELLE BRUTE CORRIGEE  
MOYENNE DES SALARIES  
A TEMPS PLEIN SELON L ACTIVITE, LE SEXE,  
LA QUALIF. ET LE SYSTEME DE REMUNER.  
(REM. DE L ENS. DES SAL. A TEMPS PLEIN = 100)

ACTIVITY	NACE	O U A L I F I C A T I O N	S E X	SYSTEM OF PAYMENT				TOG. ENS.
				PAID ON COMM.	REM. A LA COM.	NOT PAID ON COMM.	MON REM A LA COM.	
AGRIC. PRIMARY PROD., LIVE- STOCK, TEXT.	611	1A	M	-	-	99.9	-	100.0
			F	-	-	99.9	-	100.0
			T	91.1#	-	101.0	-	100.0
			M	-	-	101.0#	-	100.0
			F	91.2#	-	100.9	-	100.0
			T	118.4	-	91.4	-	100.0
			M	-	-	102.3	-	100.0
			F	118.3	-	92.4	-	100.0
			T	100.9	-	99.8	-	100.0
			M	-	-	100.0	-	100.0
			F	103.1	-	99.5	-	100.0
			T	119.7	-	98.8	-	100.0
			M	-	-	100.0	-	100.0
			F	124.8	-	98.9	-	100.0
			T	-	-	100.0	-	100.0
FUELS, ORES, INDUSTRIAL CHEMICALS	612	1A	M	-	-	100.9	-	100.0
			F	-	-	100.9	-	100.0
			T	98.8#	-	100.1	-	100.0
			M	-	-	97.3	-	100.0
			F	102.0	-	99.8	-	100.0
			T	122.7	-	96.2	-	100.0
			M	-	-	100.0	-	100.0
			F	123.3	-	96.5	-	100.0
			T	94.1	-	100.3	98.8	100.0
			M	-	-	100.1	-	100.0
			F	95.5	-	100.2	100.8	100.0
			T	97.4	-	100.1	-	100.0
			M	-	-	100.0	-	100.0
			F	99.6	-	100.0	-	100.0
			T	-	-	100.0	-	100.0
TIMBER, BUILDING MATERIALS	613	1A	M	135.8	-	99.7	79.1	100.0
			F	-	-	99.9	-	100.0
			T	144.1	-	98.1	-	100.0
			M	112.8#	-	99.7	84.0	100.0
			F	-	-	98.1	-	100.0
			T	144.1	-	99.4	-	100.0
			M	124.1#	-	86.1#	-	100.0#
			F	109.5	-	98.5	-	100.0
			T	-	-	98.4	-	100.0
			M	109.7	-	100.4	-	100.0
			F	118.5	-	98.6	-	100.0
			T	-	-	96.2	-	100.0
			M	118.4	-	100.5	-	100.0
			F	116.8	-	96.5	-	100.0
			T	-	-	99.2	-	100.0
MACHINERY, EQUIPMENTS, VEHICLES	614	1A	M	118.2	-	99.3	-	100.0
			F	141.6	-	99.8	78.6	100.0
			T	97.0	-	100.0	-	100.0
			M	130.1	-	99.9	83.7	100.0
			F	-	-	100.0	-	100.0
			T	-	-	100.0	-	100.0
			M	158.6	-	97.2	82.1#	100.0
			F	-	-	98.9	-	100.0
			T	167.4	-	97.3	85.5#	100.0
			M	113.3	-	97.9	-	100.0
			F	-	-	97.0#	-	100.0#
			T	115.9	-	97.7	-	100.0
			M	110.1	-	95.7	-	100.0
			F	-	-	99.2	-	100.0
			T	111.7	-	95.5	-	100.0
		2	M	116.2	-	89.9	107.9	100.0
			F	118.9#	-	98.5	-	100.0
			T	117.3	-	90.4	109.1	100.0
			M	101.9	-	99.5	-	100.0
			F	-	-	98.3	-	100.0
			T	106.4	-	99.0	-	100.0
			M	122.2	-	99.0	-	100.0
			F	105.8#	-	100.0	-	100.0
			T	125.1	-	99.2	96.8	100.0
			M	87.1#	-	100.1	-	100.0
			F	-	-	99.9	-	100.0
			T	95.7#	-	100.0	-	100.0
			M	137.7	-	91.9	136.9#	100.0
			F	-	-	98.8	-	100.0
			T	148.3	-	92.2	138.6#	100.0

TAB.D12

INDEX OF MEAN GROSS  
MONTHLY PAY (CORRECTED)  
OF FULL-TIME FEMALE EMPLOYEES  
ACCORDING TO ACTIVITY,  
QUALIFICATION AND SYSTEM OF PAYMENT  
(PAY OF FULL-TIME MALE EES.=100)

INDICE DE LA REMUNERATION  
MENSUELLE BRUTE CORRIGEE  
MOYENNE DES SALAIRES FEMININS  
A TEMPS PLEIN SELON L'ACTIVITE,  
LA QUALIF. ET LE SYSTEME DE REMUNER.  
(REM. DES SAL. MASC. A TEMPS PLEIN = 100)

SYSTEME DE REMUNERATION						SEXE	QUALIFICATION	RACE	ACTIVITE	
PAID ON COMM.	REM. A LA COM.	NOT PAID ON COMM.	NON REM A LA COM.	(*)	TOT. EMS.					
-	-	100.0	-	-	100.0	M	1A	611	MAT. PREM. AGR., ANIMAUX, TEXTILES	
100.00	100.0	85.80	-	-	100.0	F	1B			
100.0	100.0	101.3	-	-	100.0	M	2			
100.0	100.0	90.8	-	-	100.0	F	3			
100.0	100.0	84.8	-	-	100.0	M	4			
-	100.0	85.7	-	-	100.0	F	5			
100.0	100.0	78.4	-	-	100.0	M	T			
57.20	100.0	78.4	-	-	100.0	F	T			
-	100.0	-	-	-	100.0	M	1A	612		COMBUSTIBLES, MINERAIS, PR. CHIMIQUES
100.00	100.0	75.5	-	-	100.0	F	1B			
100.0	100.0	86.7	-	-	100.0	M	2			
100.0	100.0	92.7	100.0	-	100.0	F	3			
100.0	100.0	91.8	-	-	100.0	M	4			
-	100.0	87.1	-	-	100.0	F	5			
100.0	100.0	71.8	100.0	-	100.0	M	T			
100.00	100.0	78.40	-	-	100.0	F	1A	613	BOIS, MATERIAUX DE CONSTR.	
100.0	100.0	95.8	-	-	100.0	M	1B			
100.0	100.0	97.3	-	-	100.0	F	2			
100.0	100.0	84.3	-	-	100.0	M	3			
100.0	100.0	86.2	100.0	-	100.0	F	4			
50.0	100.0	86.0	-	-	100.0	M	5			
100.0	100.0	77.8	100.00	-	100.0	F	T			
100.0	100.0	87.20	-	-	100.0	M	1A	614	MACHINES, VEHICULES	
100.0	100.0	83.8	-	-	100.0	F	1B			
100.0	100.0	85.5	100.0	-	100.0	M	2			
89.20	100.0	83.8	-	-	100.0	F	3			
100.0	100.0	88.9	-	-	100.0	M	4			
100.00	100.0	91.4	-	-	100.0	F	5			
100.0	100.0	73.4	100.00	-	100.0	M	T			

TAB.D12

INDEX OF MEAN GROSS MONTHLY PAY (CORRECTED) OF FULL-TIME EMPLOYEES ACCORDING TO ACTIVITY, SEX, QUALIFICATION AND SYSTEM OF PAYMENT (PAY OF ALL FULL-TIME EES.=100)

INDICE DE LA REMUNERATION MENSUELLE BRUTE CORRIGEE MOYENNE DES SALAIRES A TEMPS PLEIN SELON L ACTIVITE, LE SEXE, LA QUALIF. ET LE SYSTEME DE REMUNER. (REM. DE L ENS. DES SAL. A TEMPS PLEIN = 100)

ACTIVITY	NACE	Q U A L I F I C A T I O N	S E X	SYSTEM OF PAYMENT				T O G . E N S .	
				PAID ON COMM.	REM. A LA COM.	NOT PAID ON COMM.	NON REM A LA COM.		(*)
FURNITURE, HSEHD. GOODS, HARDWARE	615	1A	M	108.1#			98.8		100.0
			F						100.0#
		1B	M	108.3#			98.8		100.0
			F	105.5			88.4		100.0
		2	M	108.0			87.5		100.0
			F	115.0			87.8		100.0
		3	M	116.5			85.3		100.0
			F	105.8			90.1		100.0
		4	M	94.0			88.8		100.0
			F	106.4			100.3		100.0
		5	M	109.7			89.0		100.0
			F	111.9			89.5		100.0
		T	M				99.5		100.0
			F				100.1		100.0
TEXTILES, CLOTHING, FOOTWEAR, LEATHERWARE	616	1A	M	131.8			93.4		100.0
			F	141.2#			88.8		100.0
		1B	M	143.7			93.5		100.0
			F				88.4		100.0
		2	M	106.4			100.7#		100.0#
			F				88.5		100.0
		3	M	112.1			97.4		100.0
			F	114.3			99.7		100.0
		4	M	102.8#			96.5		100.0
			F	118.2			80.3		100.0
		5	M	102.9			99.1		100.0
			F	101.3			82.8		100.0
		T	M	109.0			98.4		100.0
			F	106.0			100.0		100.0
FOOD, DRINK, TOBACCO	617	1A	M	106.4			99.7		100.0
			F	107.4			99.7		100.0
		1B	M	99.0			100.3		100.0
			F	95.0			100.0		100.0
		2	M	124.3			100.1		100.0
			F	119.8			92.0		100.0
		3	M	149.3			98.9	109.2#	100.0
			F				91.9	76.9#	100.0
		4	M				100.3		100.0
			F				82.1#		100.0
		5	M	131.7#			89.8		100.0
			F				97.1		100.0#
		T	M	131.9#			99.8#		100.0
			F	111.3			87.3		100.0
TOBACCO PRODUCTS	617.6	1A	M	113.0			96.5		100.0
			F	103.3			99.6		100.0
		1B	M	105.9			96.4		100.0
			F	104.4			99.4		100.0
		2	M	98.9#			99.7		100.0
			F	109.4			99.2		100.0
		3	M	94.4#			99.8		100.0
			F				100.0		100.0
		4	M	98.8#			99.7		100.0
			F	125.1			97.9		100.0
		5	M	137.6			99.5		100.0
			F				97.7		100.0
		T	M						
			F						

INDEX OF MEAN GROSS  
MONTHLY PAY (CORRECTED)  
OF FULL-TIME FEMALE EMPLOYEES  
ACCORDING TO ACTIVITY,  
QUALIFICATION AND SYSTEM OF PAYMENT  
(PAY OF FULL-TIME MALE EES. = 100)

INDICE DE LA REMUNERATION  
MENSUELLE BRUTE CORRIGEE  
MOYENNE DES SALAIRES FEMININS  
A TEMPS PLEIN SELON L'ACTIVITE,  
LA QUALIF. ET LE SYSTEME DE REMUNER.  
(REM. DES SAL. MASC. A TEMPS PLEIN = 100)

SYSTEME DE REMUNERATION					SEXE	QUALIFICATION	NACE	ACTIVITE	
PAID ON COMM.	REM. A LA COM.	NOT PAID ON COMM.	NON REM A LA COM.	(*)					TOT. ENS.
100.00		100.0		-	100.0	M	1A	615	MEUBLES, ART. MENAGERS QUINCAILLERIE
				-	84.50	F			
100.0		100.0		-	100.0	M	1B		
		70.7		-	70.5	F			
100.0		100.0		-	100.0	M	2		
		81.1		-	86.0	F			
100.0		100.0		-	100.0	M	3		
80.0		92.5		-	91.1	F			
100.0		100.0		-	100.0	M	4		
		88.9		-	88.5	F			
		100.0		-	100.0	M	5		
		90.7		-	90.8	F			
100.0		100.0		-	100.0	M	T		
71.10		70.2		-	66.4	F			
		100.0		-	100.0	M	1A	616	TEXTILE, HABILLEMENT, CHAUSSURES
		77.70		-	76.00	F			
100.0		100.0		-	100.0	M	1B		
		70.0		-	75.0	F			
100.0		100.0		-	100.0	M	2		
84.50		80.6		-	71.7	F			
100.0		100.0		-	100.0	M	3		
85.2		87.9		-	86.6	F			
100.0		100.0		-	100.0	M	4		
80.0		86.6		-	86.5	F			
		100.0		-	100.0	M	5		
90.0		84.5		-	84.0	F			
100.0		100.0		-	100.0	M	T		
53.2		59.3		120.90	55.2	F			
		100.0		-	100.0	M	1A	617	PRODUITS ALIM., BOISSONS, TABAC
		78.30		-		F			
100.00		100.0		-	100.0	M	1B		
		84.40		-	82.10	F			
100.0		100.0		-	100.0	M	2		
		84.2		-	81.5	F			
100.0		100.0		-	100.0	M	3		
		86.8		-	86.6	F			
100.0		100.0		-	100.0	M	4		
70.40		80.9		-	80.7	F			
100.00		100.0		-	100.0	M	5		
		84.0		-	84.0	F			
100.0		100.0		-	100.0	M	T		
		86.6		-	85.0	F			
		-		-	-	M	1A	617.0	PRODUITS DU TABAC
		-		-	-	F			
		-		-	-	M	1B		
		-		-	-	F			
		-		-	-	M	2		
		-		-	-	F			
		-		-	-	M	3		
		-		-	-	F			
		-		-	-	M	4		
		-		-	-	F			
		-		-	-	M	5		
		-		-	-	F			
		-		-	-	M	T		
		-		-	-	F			

TAB.D12

INDEX OF MEAN GROSS  
MONTHLY PAY (CORRECTED)  
OF FULL-TIME EMPLOYEES  
ACCORDING TO ACTIVITY, SEX,  
QUALIFICATION AND SYSTEM OF PAYMENT  
(PAY OF ALL FULL-TIME EES.=100)

INDICE DE LA REMUNERATION  
MENSUELLE BRUTE CORRIGEE  
MOYENNE DES SALARIES  
A TEMPS PLEIN SELON L ACTIVITE, LE SEXE,  
LA QUALIF. ET LE SYSTEME DE REMUNER.  
(REM. DE L EMS. DES SAL. A TEMPS PLEIN = 100)

ACTIVITY	NACE	Q U A L I F I C A T I O N	S E X	SYSTEM OF PAYMENT			TOG. ENS.	
				PAID ON COMM.	REM. A LA COM.	NOT PAID ON COMM.		NON REM A LA COM.
PHARMACEUTICAL, MEDICAL GDS., CLEANING MAT.	618	1A	M	105.6#		99.2		100.0
			F			99.8#		100.0#
		1B	M	106.2#		99.2		100.0
			F	64.7		100.1		100.0
		2	M	69.9				100.0
			F	107.1		90.9		100.0
		3	M	116.4#		97.7		100.0
			F	111.4		90.1		100.0
		4	M	121.1		89.3		100.0
			F	107.2#		89.5		100.0
		5	M	125.4		93.1		100.0
			F	126.7		89.2		100.0
		T	M	106.7#		100.0		100.0
			F	132.2		99.6		100.0
PHARMACEUTICALS	618.1	1A	M			100.1		100.0
			F	117.8		99.2		100.0
		1B	M	148.9		94.6#		100.0#
			F	145.5		99.1#		100.0#
		2	M			99.1#		100.0#
			F			100.1		100.0
		3	M			100.0#		100.0#
			F			100.0		100.0
		4	M	127.3		96.6		100.0
			F			86.8		100.0
		5	M	138.4		91.1		100.0
			F	131.1#		93.3		100.0
		T	M			101.5		100.0
			F			96.8		100.0
OTHER WHOLESALE DISTRIBUTION	619	1A	M	126.8#		98.8		100.0
			F	141.3		100.0		100.0
		1B	M	156.2		99.5		100.0
			F			100.0		100.0
		2	M			100.0		100.0
			F			100.0		100.0
		3	M	149.7		96.1		100.0
			F			99.7		100.0
		4	M	183.9		97.4		100.0
			F	99.2#		100.4#		100.0#
		5	M			101.3		100.0
			F			100.3#		100.0#
		T	M	101.2#		94.1		100.0
			F	122.3		98.3		100.0
PAPER, BOOKS, STATIONERY, NEWSPAPERS	618.1/2	1A	M	127.4		94.1		100.0
			F	113.8		75.8		100.0
		1B	M	125.3		88.8		100.0
			F	117.0		77.4		100.0
		2	M	104.2		98.0		100.0
			F	92.5		100.4		100.0
		3	M	106.1		98.5		100.0
			F	117.8		98.9		100.0
		4	M	99.2		100.0		100.0
			F	114.4		99.4		100.0
		5	M			101.0		100.0
			F			100.0		100.0
		T	M	126.1		90.5	83.7#	100.0
			F	159.2		96.7		100.0
PHARMACEUTICALS	618.1/2	1A	M	150.5		89.4	105.8#	100.0
			F			100.2		100.0
		1B	M			100.2		100.0
			F	122.1#		96.1		100.0
		2	M			100.0#		100.0
			F	125.5#		96.0		100.0
		3	M	108.5		81.3		100.0
			F	109.8#		95.5		100.0
		4	M	111.0		82.2		100.0
			F	106.7		95.7		100.0
		5	M	84.0#		101.4		100.0
			F	108.1		97.4		100.0
		T	M	141.4#		87.1		100.0
			F	139.9#		100.1		100.0
T	M			98.4		100.0		
	F			100.0		100.0		
T	M	121.5		98.9		100.0		
	F	141.1#		91.5		100.0		
T	M	140.5		97.7		100.0		
	F			90.2		100.0		

TAB.D12

INDEX OF MEAN GROSS  
MONTHLY PAY (CORRECTED)  
OF FULL-TIME FEMALE EMPLOYEES  
ACCORDING TO ACTIVITY,  
QUALIFICATION AND SYSTEM OF PAYMENT  
(PAY OF FULL-TIME MALE EES. = 100)

INDICE DE LA REMUNERATION  
MENSUELLE BRUTE CORRIGEE  
MOYENNE DES SALAIRES FEMININS  
A TEMPS PLEIN SELON L'ACTIVITE,  
LA QUALIF. ET LE SYSTEME DE REMUNER.  
(REM. DES SAL. MASC. A TEMPS PLEIN = 100)

SYSTEME DE REMUNERATION					SEXE	QUALIFICATION	RACE	ACTIVITE	
PAID ON COMM.	REM. A LA COM.	NOT PAID ON COMM.	NON REM A LA COM.	(*)					TOT. ENS.
100.00		100.0		-	100.0	M	1A	610	PR. PHARM., MEDICAUX, D'ENTRETIEN
-		86.30		-	85.70	F			
100.0		50.5		-	54.3	M	1B		
-				-		F			
100.0		100.0		-	100.0	M	2		
85.40		84.4		-	78.6	F			
100.0		100.0		-	100.0	M	3		
75.00		85.5		-	85.6	F			
100.0		100.0		-	100.0	M	4		
73.50		88.0		-	87.3	F			
-		100.0		-	100.0	M	5		
-		81.3		-	81.3	F			
100.0		80.6		-	80.4	M	1		
73.0				-		F			
-		100.00		-	100.00	M	1A	610.1	PRODUITS PHARM.
-				-		F			
-		100.0		-	100.0	M	1B		
-		88.40		-	88.40	F			
100.0		100.0		-	100.0	M	2		
-		76.8		-	71.9	F			
100.00		100.0		-	100.0	M	3		
-		94.4		-	86.7	F			
100.0		100.0		-	100.0	M	4		
-		86.3		-	85.3	F			
-		100.0		-	100.0	M	5		
-		88.5		-	88.5	F			
100.0		100.0		-	100.0	M	1		
-		89.5		-	87.0	F			
100.00		100.00		-	100.00	M	1A	610	AUTRES COMMERCES DE GROS
-		85.0		-	84.4	F			
100.0		100.0		-	100.0	M	1B		
-		80.3		-	78.0	F			
100.0		100.0		-	100.0	M	2		
88.5		84.2		-	80.4	F			
100.0		100.0		-	100.0	M	3		
79.6		81.8		-	80.0	F			
100.0		100.0		-	100.0	M	4		
73.0		87.7		-	86.7	F			
-		100.0		-	100.0	M	5		
-		82.1		-	83.0	F			
100.0		100.0		100.00	100.0	M	1		
89.0		59.2		-	55.4	F			
-		100.0		-	100.0	M	1A	610.1/2	PAPIER, LIVRES, JOURNEAUX
-				-	84.50	F			
100.00		100.0		-	100.0	M	1B		
-		77.10		-	74.10	F			
100.0		100.0		-	100.0	M	2		
77.00		80.4		-	78.0	F			
100.0		100.0		-	100.0	M	3		
88.50		82.1		-	87.0	F			
100.00		100.0		-	100.0	M	4		
-		89.6		-	87.0	F			
-		100.0		-	100.0	M	5		
-		87.0		-	87.1	F			
100.0		100.0		-	100.0	M	1		
85.30		88.0		-	86.2	F			

TAB.D12

INDEX OF MEAN GROSS MONTHLY PAY (CORRECTED) OF FULL-TIME EMPLOYEES ACCORDING TO ACTIVITY, SEX, QUALIFICATION AND SYSTEM OF PAYMENT (PAY OF ALL FULL-TIME EES. = 100)

INDICE DE LA REMUNERATION MENSUELLE BRUTE CORRIGEE MOYENNE DES SALARIES A TEMPS PLEIN SELON L ACTIVITE, LE SEXE, LA QUALIF. ET LE SYSTEME DE REMUNER. (REM. DE L ENS. DES SAL. A TEMPS PLEIN = 100)

ACTIVITY	NACE	O U A L I F I C A T I O N	S E X	SYSTEM OF PAYMENT				T <small>OT</small> E <small>NS</small> .		
				PAID O <small>N</small> C <small>OMM</small> .	REM. A L <small>A</small> C <small>OM</small> .	NOT PAID O <small>N</small> C <small>OMM</small> .	NON REM A L <small>A</small> C <small>OM</small> .		(*)	
WHOLESALE TRADE	61	1A	M	106.6		99.4		100.0		
			F			96.5		100.0		
		1B	T	109.4		99.2		100.0		
			M	107.2		98.4		100.0		
		2	F	128.7#		99.0		100.0		
			T	109.4		98.1	110.9#	100.0		
		3	M	106.8		91.6		100.0		
			F	118.3		97.9	106.6	100.0		
		4	T	118.1		92.0		100.0		
			M	104.2		92.2	106.3	100.0		
		5	F			99.7		100.0		
			T	106.5		99.1	109.5	100.0		
		T	M	111.0		99.6		100.0		
			F	102.4		100.0	105.3	100.0		
		FOOD, DRINK, TOBACCO	641/642	1A	T	113.9		99.6		100.0
					M	87.5		100.1		100.0
		DISPENSING CHEMISTS	643	1A	F	107.1		100.0		100.0
					T	94.3		100.0	101.1	100.0
		MEDICAL GOODS, COSMETICS, CLEANING MAT.	644	1A	M	136.0		95.0		100.0
					F	151.1		99.0		100.0
WHOLESALE TRADE	61	1A	T	148.1		95.1		100.0		
			M			98.6		100.0		
FOOD, DRINK, TOBACCO	641/642	1B	F			100.0#		100.0#		
			T			98.6		100.0		
DISPENSING CHEMISTS	643	1B	M	96.1#		100.5		100.0		
			F			100.1		100.0		
WHOLESALE TRADE	61	2	T	97.2#		100.4		100.0		
			M	111.1		94.6		100.0		
FOOD, DRINK, TOBACCO	641/642	2	F	94.1		103.7		100.0		
			T	106.7		96.6		100.0		
DISPENSING CHEMISTS	643	3	M	103.5		99.7		100.0		
			F	96.4		100.9		100.0		
WHOLESALE TRADE	61	4	T	104.2		99.1		100.0		
			M	104.6		99.9		100.0		
FOOD, DRINK, TOBACCO	641/642	4	F	101.7		99.9		100.0		
			T	106.0		99.7		100.0		
DISPENSING CHEMISTS	643	5	M	86.0#		100.4		100.0		
			F	91.8		100.6		100.0		
WHOLESALE TRADE	61	T	M	90.1		100.5		100.0		
			F	116.4		97.4		100.0		
DISPENSING CHEMISTS	643	1A	T	111.9		99.2		100.0		
			M	123.5		97.2		100.0		
WHOLESALE TRADE	61	1A	F			99.0#		100.0#		
			T			100.0#		100.0#		
DISPENSING CHEMISTS	643	1B	M			99.1#		100.0#		
			F			100.3		100.0		
WHOLESALE TRADE	61	2	T			100.0		100.0		
			M			100.1		100.0		
DISPENSING CHEMISTS	643	3	F			99.8		100.0		
			T			100.0#		100.0#		
WHOLESALE TRADE	61	4	M			99.7		100.0		
			F			100.0		100.0		
DISPENSING CHEMISTS	643	5	T			100.0		100.0		
			M			100.0		100.0		
WHOLESALE TRADE	61	T	M			99.9		100.0		
			F			100.0		100.0		
DISPENSING CHEMISTS	643	1A	T			99.2		100.0		
			M			100.0		100.0		
WHOLESALE TRADE	61	1A	F			99.5		100.0		
			T			93.2#		100.0#		
DISPENSING CHEMISTS	643	1B	M			91.1#		100.0#		
			F			92.7#		100.0#		
WHOLESALE TRADE	61	2	T	121.3#		94.0		100.0		
			M			87.9		100.0		
DISPENSING CHEMISTS	643	3	F	124.4#		84.1		100.0		
			T	108.7		90.9		100.0		
WHOLESALE TRADE	61	4	M	103.0		91.7		100.0		
			F	104.5		83.6		100.0		
DISPENSING CHEMISTS	643	5	T	99.3#		100.1		100.0		
			M	106.1#		97.8		100.0		
WHOLESALE TRADE	61	T	M	102.2		99.4		100.0		
			F	91.4		101.2		100.0		
DISPENSING CHEMISTS	643	1A	T	92.6#		100.2		100.0		
			M	94.2		100.4		100.0		
WHOLESALE TRADE	61	T	M			100.0		100.0		
			F			100.3		100.0		
DISPENSING CHEMISTS	643	1B	T			100.2		100.0		
			M	124.3		92.6		100.0		
WHOLESALE TRADE	61	T	F	129.9		92.9		100.0		
			M	128.9		92.2		100.0		



TAB.D12

INDEX OF MEAN GROSS  
MONTHLY PAY (CORRECTED)  
OF FULL-TIME FEMALE EMPLOYEES  
ACCORDING TO ACTIVITY,  
QUALIFICATION AND SYSTEM OF PAYMENT  
(PAY OF FULL-TIME MALE EES.=100)

INDICE DE LA REMUNERATION  
MENSUELLE BRUTE CORRIGEE  
MOYENNE DES SALAIRES FEMININS  
A TEMPS PLEIN SELON L'ACTIVITE,  
LA QUALIF. ET LE SYSTEME DE REMUNER.  
(REM. DES SAL. MASC. A TEMPS PLEIN = 100)

SYSTEME DE REMUNERATION					SEXE	QUALIFICATION	NACE	ACTIVITE	
PAID ON COMM.	REM. A LA COM.	NOT PAID ON COMM.	NON REM A LA COM.	(*)					100. EES.
100.0		100.0		-	100.0	M	1A	61	COMMERCE DE GROS
		79.7		-	82.1	F			
100.0	94.78	100.0		100.00	100.0	M	1B		
		79.4		-	79.9	F			
100.0		100.0		100.0	100.0	M	2		
		82.0		-	86.0	F			
100.0		100.0		100.0	100.0	M	3		
		82.3		-	81.0	F			
100.0		100.0		100.0	100.0	M	4		
		80.6		100.2	86.3	F			
100.0		100.0		-	100.0	M	5		
		88.2		-	86.3	F			
100.0		100.0		100.0	100.0	M	T		
		80.4		89.50	86.0	F			
		100.0		-	100.0	M	1A	841/842	PR. ALIMENTAIRES, BOISSONS, TABAC
		84.48		-	83.28	F			
100.00		100.0		-	100.0	M	1B		
		81.6		-	81.0	F			
100.0		100.0		-	100.0	M	2		
		80.7		-	73.6	F			
100.0		100.0		100.0	100.0	M	3		
		77.2		-	76.2	F			
100.0		100.0		100.0	100.0	M	4		
		77.5		94.0	77.5	F			
100.00		100.0		100.0	100.0	M	5		
		80.7		80.5	80.5	F			
100.0		100.0		100.0	100.0	M	T		
		85.8		78.9	64.7	F			
		100.00		-	100.00	M	1A	843	PHARMACIES
		79.88		-	79.88	F			
		100.0		-	100.0	M	1B		
		93.1		-	93.4	F			
		100.0		-	100.0	M	2		
		88.88		-	88.88	F			
		100.0		-	100.0	M	3		
		82.7		-	82.7	F			
		100.0		-	100.0	M	4		
		75.1		-	75.2	F			
		100.0		-	100.0	M	5		
		87.8		-	87.8	F			
		100.0		-	100.0	M	T		
		87.2		-	89.7	F			
		100.00		-	100.00	M	1A	844	ART. MEDICAUX, PRODUITS D'ENTRETIEN
		87.88		-	89.48	F			
100.00		100.0		-	100.0	M	1B		
		78.2		-	73.1	F			
100.0		100.0		-	100.0	M	2		
		75.8		-	75.2	F			
100.00		100.0		-	100.0	M	3		
		84.8		-	88.0	F			
100.0		100.0		-	100.0	M	4		
		81.5		-	92.5	F			
		100.0		-	100.0	M	5		
		82.8		-	82.0	F			
100.0		100.0		-	100.0	M	T		
		88.0		-	85.0	F			

TAB.D12

INDEX OF MEAN GROSS MONTHLY PAY (CORRECTED) OF FULL-TIME EMPLOYEES ACCORDING TO ACTIVITY, SEX, QUALIFICATION AND SYSTEM OF PAYMENT (PAY OF ALL FULL-TIME EES.=100)

INDICE DE LA REMUNERATION MENSUELLE BRUTE CORRIGEE MOYENNE DES SALAIRES A TEMPS PLEIN SELON L ACTIVITE, LE SEXE, LA QUALIF. ET LE SYSTEME DE REMUNER. (REM. DE L ENS. DES SAL. A TEMPS PLEIN = 100)

ACTIVITY	NACE	QUALIFICATION	SEX	SYSTEM OF PAYMENT				TOG. ENS.
				PAID ON COMM.	REM. A LA COM.	NOT PAID ON COMM.	NON REM A LA COM.	
CLOTHING	645	1A	M	-	-	99.1	-	100.0
			F	-	-	100.0#	-	100.0#
		1B	M	-	-	99.1	-	100.0
			F	-	-	97.3	-	100.0
		2	M	109.4#	99.2	97.7	-	100.0
			F	146.1	76.5	97.5	-	100.0
			T	114.5#	97.5	85.4	-	100.0
			M	148.1	85.4	100.4	-	100.0
		3	M	92.2	100.0	100.0	-	100.0
			F	99.9	100.0	100.0	-	100.0
		4	M	95.8	100.3	99.5	-	100.0
			F	105.2	99.5	99.5	119.9	100.0
		5	M	108.0	99.3	100.6#	116.1#	100.0
			F	109.9	99.3	98.8	-	100.0#
T	M	113.8	99.2	98.8	-	100.0		
	F	139.6	94.8	99.2	-	100.0		
FOOTWEAR, LEATHER GOODS	646	1A	M	116.2	98.9	96.4	94.4#	100.0
			F	141.0	96.4	101.4	-	100.0
		1B	M	93.5#	101.4	100.7	-	100.0
			F	97.6#	100.7	99.8	-	100.0
		2	M	101.1	99.8	97.4	-	100.0
			F	138.7#	97.4	99.1	-	100.0
		3	M	109.7	99.1	97.6	-	100.0
			F	111.2#	97.6	95.5	-	100.0
		4	M	128.0	95.5	96.2	-	100.0
			F	120.7	96.2	100.1	-	100.0
		5	M	116.6#	97.6	98.0	125.1	100.0
			F	107.9	99.7	99.2	124.6	100.0
		T	M	108.0	99.3	99.7	-	100.0
			F	136.9	96.2	97.0	-	100.0
FURN. FABRICS, HOUSEHOLD TEXTILES	647	1A	M	135.0	97.0	97.7	122.2#	100.0
			F	120.2	98.0	97.8	117.9#	100.0
		1B	M	120.2	97.7	98.7#	-	100.0#
			F	119.3	97.8	100.0	-	100.0
		2	M	-	98.7	98.7	-	100.0
			F	-	98.2	97.5	-	100.0
		3	M	-	97.8	97.8	-	100.0
			F	99.3#	100.2	96.7	-	100.0
		4	M	112.6#	97.8	101.2	-	100.0
			F	-	99.1	100.1	-	100.0
		5	M	107.1#	100.0	100.0	-	100.0
			F	103.5	100.2	100.1	98.2	100.0
		T	M	-	100.8	98.9	92.5	100.0
			F	-	98.9	99.6	103.5	100.0
HOUSEHOLD FITMENTS, APPLIANCES	648/649	1A	M	111.9#	99.0	99.8	88.5	100.0
			F	136.5#	99.2	99.2	81.8#	100.0
		1B	M	117.0#	98.5	100.1#	-	100.0
			F	119.2#	98.3	96.9	-	100.0
		2	M	110.7	96.9	98.5	-	100.0
			F	114.2#	98.5	86.8	-	100.0
		3	M	112.4	86.8	92.0	-	100.0
			F	114.8	92.0	84.0	-	100.0
		4	M	112.1	84.0	82.3	-	100.0
			F	114.6	82.3	95.2	-	100.0
		5	M	122.2	95.2	95.8	-	100.0
			F	122.7#	95.8	95.3	-	100.0
		T	M	122.7	95.3	98.1	107.8#	100.0
			F	122.0	98.1	98.5	88.6#	100.0
T	M	121.2	98.5	98.2	97.8#	100.0		
	F	122.2	98.2	98.0	-	100.0		
T	M	162.1#	98.0	99.5	-	100.0		
	F	111.4#	99.5	98.6	-	100.0		
T	M	137.1#	98.6	94.2	106.1#	100.0		
	F	135.3	94.2	96.1	85.5#	100.0		
T	M	135.0	96.1	94.5	95.9#	100.0		
	F	137.6	94.5	-	-	100.0		

INDEX OF MEAN GROSS  
MONTHLY PAY (CORRECTED)  
OF FULL-TIME FEMALE EMPLOYEES  
ACCORDING TO ACTIVITY,  
QUALIFICATION AND SYSTEM OF PAYMENT  
(PAY OF FULL-TIME MALE EES. = 100)

INDICE DE LA REMUNERATION  
MENSUELLE BRUTE CORRIGEE  
MOYENNE DES SALAIRES FEMININS  
A TEMPS PLEIN SELON L'ACTIVITE,  
LA QUALIF. ET LE SYSTEME DE REMUNER.  
(REM. DES SAL. MASC. A TEMPS PLEIN = 100)

SYSTEME DE REMUNERATION						S E R E	Q U A L I F I C A T I O N	M A C E	A C T I V I T E
P A I D O N C O M. .	R E M. A L A C O M. .	N O T P A I D O N C O M. .	N O N R E M A L A C O M. .	(*)	T O T. E N S.				
-		100.0 89.10		-	100.0 88.38	M F	1A	645	ARTICLES D'habillement
76.10		100.0 84.4		-	100.0 82.8	M F	1B		
100.0 53.80		100.0 87.6		-	100.0 68.7	M F	2		
100.0 89.0		100.0 81.8		-	100.0 82.1	M F	3		
100.0 82.3		100.0 80.1		83.1	100.0 80.1	M F	4		
101.0		100.00 80.6		-	100.00 82.1	M F	5		
100.0 45.2		100.0 56.7		52.78	100.0 54.4	M F	T		
100.00		100.0		-	100.0	M F	1A	646	CHAUSSURES, MAROQUINERIE
100.0 114.40		100.0 81.4		-	100.0 83.4	M F	1B		
100.00 105.3		100.0 89.5		-	100.0 91.5	M F	2		
		100.0 85.0		8.0	100.0 97.4	M F	3		
81.7		100.0 87.7		-	100.0 88.2	M F	4		
107.3		100.0 84.0		-	100.0 97.9	M F	5		
100.0 57.5		100.0 57.3		68.78	100.0 57.5	M F	7		
		100.00 63.0		-	100.00 62.2	M F	1A	647	TISSUS D'ameublement
		100.0 88.5		-	100.0 87.1	M F	1B		
100.00		100.0 72.3		-	100.0 74.9	M F	2		
		100.0 75.1		-	100.0 76.7	M F	3		
		100.0 77.7		78.1	100.0 77.7	M F	4		
		100.0 81.2		100.0	100.0 82.7	M F	5		
100.00		100.0 58.9		48.4	100.0 58.4	M F	7		
100.00		100.0 81.60		-	100.0 60.60	M F	1A	648/649	EQUIPEMENT DU FOYER
100.0 89.00		100.0 87.6		-	100.0 86.2	M F	1B		
100.0 86.7		100.0 88.6		-	100.0 88.9	M F	2		
100.0 88.50		100.0 89.8		-	100.0 89.2	M F	3		
100.0 83.4		100.0 84.3		100.00 89.00	100.0 83.6	M F	4		
100.00 80.00		100.0 88.7		-	100.0 87.4	M F	5		
100.0 73.9		100.0 75.6		100.00 58.78	100.0 74.1	M F	7		

TAB.D12

INDEX OF MEAN GROSS  
MONTHLY PAY (CORRECTED)  
OF FULL-TIME EMPLOYEES  
ACCORDING TO ACTIVITY, SEX,  
QUALIFICATION AND SYSTEM OF PAYMENT  
(PAY OF ALL FULL-TIME EES.=100)

INDICE DE LA REMUNERATION  
MENSUELLE BRUTE CORRIGEE  
MOYENNE DES SALAIRES  
A TEMPS PLEIN SELON L ACTIVITE, LE SEXE,  
LA QUALIF. ET LE SYSTEME DE REMUNER.  
(REM. DE L ENS. DES SAL. A TEMPS PLEIN = 100)

ACTIVITY	WAGE	O U A L I F I C A T I O N	S E X	SYSTEM OF PAYMENT				TOG. ENS.			
				PAID ON COMM.	REM. A LA COM.	NOT PAID ON COMM.	NOM REM A LA COM.		(%)		
BOOKS, NEWSPRS., STATIONERY, OFFICE SUPPS.	653	1A	M	115.0#			98.5	-	100.0		
			F			98.7#		100.0#			
		1B	M	117.3#			98.5		100.0		
			F	107.7#			97.9		100.0		
		2	M	114.8#			98.3		100.0		
			F	114.2			97.0		100.0		
		3	M	120.9			71.2		100.0		
			F	117.3			68.0		100.0		
		4	M	100.7			68.8		100.0		
			F	110.2#			99.7		100.0		
		5	M	105.8			99.6		100.0		
			F	105.5			99.1		100.0		
		T	M	105.1#			99.5		100.0		
			F	110.8			99.9		100.0		
		OTHER RETAIL DISTRIBUTION	654/655	1A	M				99.6		100.0
					F				99.8		100.0
				1B	M				100.0		100.0
					F				100.0		100.0
				2	M				100.0		100.0
					F				100.0		100.0
3	M			112.7#			97.8		100.0		
	F			96.8#			99.9		100.0		
4	M			106.7			98.5		100.0		
	F			84.1			101.2		100.0		
5	M			101.1#			99.9		100.0		
	F			91.1			100.8		100.0		
T	M			124.3			99.4	84.6	100.0		
	F			130.1#			99.4	83.2	100.0		
VARIOUS NON-FOOD PRODUCTS	656			1A	M	127.0			99.4	83.2	100.0
					F				100.2		100.0
				1B	M				100.1		100.0
					F				100.2		100.0
				2	M				100.2		100.0
					F				100.1		100.0
		3	M	106.1			99.9	86.1	100.0		
			F	118.6			99.3	79.4#	100.0		
		4	M	109.5			99.8	83.9#	100.0		
			F				99.8	77.0#	100.0		
		RETAIL TRADE	64/653- 656	1A	M				98.5		100.0
					F				100.0#		100.0#
				1B	M				98.6		100.0
					F				100.0		100.0
				2	M				100.0		100.0
					F				100.0		100.0
				3	M	127.5#			95.7		100.0
					F	92.1#			100.5		100.0
				4	M	122.1#			97.7		100.0
					F				100.4		100.0
5	M						100.0		100.0		
	F			96.8#			100.1		100.0		
T	M			88.6			100.0		100.0		
	F			84.8			100.1		100.0		
RETAIL TRADE	64/653- 656			1A	M				100.0		100.0
					F				100.0		100.0
				1B	M				100.0		100.0
					F				100.0		100.0
				2	M	144.0#			98.6		100.0
					F	103.6#			100.0		100.0
		3	M	139.6#			99.3		100.0		
			F	123.1			98.7	83.5#	100.0		
		4	M	125.7			99.5		100.0		
			F	110.0			98.6	86.2#	100.0		
		5	M	115.2			99.0		100.0		
			F	113.7			99.4		100.0		
		T	M	117.2			98.9	89.4#	100.0		
			F	111.1			91.6	71.7#	100.0		
		RETAIL TRADE	64/653- 656	1A	M	111.1			95.6		100.0
					F	116.5			92.5		100.0
				1B	M	106.7			98.7		100.0
					F	101.0			99.8		100.0
				2	M	107.9			98.7		100.0
					F	109.9			99.4		100.0
3	M			105.6			99.8		100.0		
	F			111.0			99.4		100.0		
4	M			116.5#			99.9		100.0		
	F			110.1			100.1		100.0		
5	M			111.1			100.1		100.0		
	F			111.1			100.1		100.0		
T	M			124.6			96.4		100.0		
	F			125.7			98.3		100.0		
							96.5		100.0		

INDEX OF MEAN GROSS  
MONTHLY PAY (CORRECTED)  
OF FULL-TIME FEMALE EMPLOYEES  
ACCORDING TO ACTIVITY,  
QUALIFICATION AND SYSTEM OF PAYMENT  
(PAY OF FULL-TIME MALE EES.=100)

INDICE DE LA REMUNERATION  
MENSUELLE BRUTE CORRIGEE  
MOYENNE DES SALAIRES FEMININS  
A TEMPS PLEIN SELON L'ACTIVITE,  
LA QUALIF. ET LE SYSTEME DE REMUNER.  
(REM. DES SAL. MASC. A TEMPS PLEIN = 100)

SYSTEME DE REMUNERATION					SEX	QUALIFICATION	NACE	ACTIVITE
PAID ON COMM.	REM. A LA COM.	NOT PAID ON COMM.	NON REM A LA COM.	(*)				
100.00		100.0		-	100.0	M	1A	653 LIVRES, JOURN., PAPIER, EQ. BUREAU
		82.80		-	81.80	F		
100.00		100.0		-	100.0	M	1B	
		75.2		-	74.9	F		
100.0		100.0		-	100.0	M	2	
96.7		88.6		-	91.4	F		
100.0		100.0		-	100.0	M	3	
100.00		92.0		-	92.2	F		
100.0		100.0		-	100.0	M	4	
88.00		88.6		-	89.3	F		
		100.0		-	100.0	M	5	
		87.1		-	87.0	F		
100.0		100.0		-	100.0	M	T	
98.4		87.5		-	88.6	F		
		100.0		-	100.0	M	1A	654/655 AUTRES COMMERCE DE DETAIL
		72.70		-	73.00	F		
		100.0		-	100.0	M	1B	
		89.1		-	87.0	F		
100.00		100.0		-	100.0	M	2	
72.50		88.2		-	84.3	F		
100.0		100.0		-	100.0	M	3	
102.50		84.2		-	85.3	F		
100.0		100.0	100.0	-	100.0	M	4	
88.70		84.7	83.5	-	84.7	F		
		100.0		-	100.0	M	5	
		89.8		-	89.8	F		
100.0		100.0	100.00	-	100.0	M	T	
78.7		89.5	73.80	-	88.0	F		
		100.0		-	100.0	M	1A	656 PRODUITS DIVERS NON ALIMENT.
		82.10		-	80.70	F		
		100.0		-	100.0	M	1B	
		88.8		-	88.8	F		
100.00		100.0		-	100.0	M	2	
58.30		81.8		-	78.0	F		
		100.0		-	100.0	M	3	
		83.8		-	83.8	F		
		100.0		-	100.0	M	4	
81.0		81.4		-	81.3	F		
		100.0		-	100.0	M	5	
		87.7		-	87.7	F		
100.00		100.0		-	100.0	M	T	
40.00		86.9		-	88.0	F		
100.0		100.0	100.00	-	100.0	M	1A	74/653-656 COMMERCE DE DETAIL
		88.3		-	78.7	F		
100.0		100.0		-	100.0	M	1B	
85.1		81.5		-	81.2	F		
100.0		100.0	100.00	-	100.0	M	2	
75.8		83.2		-	78.8	F		
100.0		100.0	100.0	-	100.0	M	3	
78.3		81.5	113.7	-	88.8	F		
100.0		100.0	100.0	-	100.0	M	4	
78.8		78.0	88.6	-	78.8	F		
100.00		100.0	100.0	-	100.0	M	5	
82.2		87.1	82.8	-	88.8	F		
100.0		100.0	100.0	-	100.0	M	T	
88.8		87.4	73.8	-	88.1	F		



**Series E**  
**Série E**

TAB.E1

EMPLOYEES ACCORDING TO ACTIVITY, SEX, QUALIFICATION, REGION AND TYPE OF EMPLOYEMENT

(THOUSANDS)		TYPE OF EMPLOYEMENT: FULL-TIME											(MILLIERS)	
ACTIVITY	NACE	Q U A L I F I C A T I O N	S E X	R E G I O N										TOTAL
				R E G I O N P A R I - S I E N N E	B A S S I N P A R I S I E N	N O R D	E S T	O U E S T	S U D - O U E S T	C E N T R E - E S T	M E D I - T E R R A - M E E	(*)		
AGRIC. PRIMARY PROD., LIVE-STOCK, TEXT.	611	1A	M	0.2	0.2	0.1	0.0	0.1	0.1	0.1	0.0	0.1	-	0.9
			F	0.2	0.2	0.1	0.1	0.1	0.2	0.0	0.1	-	0.9	
		1B	M	0.3	0.2	0.1	0.1	0.1	0.1	0.1	0.1	0.1	-	1.0
			F	0.1	-	-	-	-	-	-	-	-	-	0.1
		2	M	0.4	0.2	0.1	0.1	0.2	0.1	0.1	0.1	0.1	-	1.2
			F	0.4	0.4	0.2	0.1	0.5	0.3	0.1	0.2	0.2	-	2.3
	3	M	0.1	-	-	-	-	-	-	-	-	-	0.2	
		F	0.4	0.4	0.2	0.1	0.6	0.4	0.2	0.3	0.3	-	2.5	
	4	M	0.1	0.5	0.2	0.3	0.4	0.4	0.2	0.3	0.2	-	2.4	
		F	0.2	0.1	0.1	0.0	0.1	0.1	0.1	0.1	0.1	-	0.8	
	5	M	0.4	0.7	0.3	0.3	0.5	0.5	0.3	0.3	0.4	-	3.2	
		F	0.7	1.1	0.4	0.3	1.0	0.7	0.3	0.3	0.4	-	5.1	
T	M	0.5	0.3	0.2	0.2	0.4	0.3	0.1	0.2	0.2	-	2.2		
	F	1.2	1.5	0.6	0.6	1.4	1.0	0.4	0.6	0.6	-	7.3		
FUELS, ORES, INDUSTRIAL CHEMICALS	612	1A	M	0.7	0.9	0.4	0.2	0.6	0.2	0.6	0.7	0.2	0.3	4.1
			F	0.2	0.2	0.0	0.1	0.1	0.1	0.1	0.1	0.1	1.0	
		1B	M	0.8	1.2	0.5	0.4	0.8	0.8	0.3	0.3	0.4	-	5.1
			F	2.5	3.3	1.4	1.1	2.8	2.4	1.0	1.3	1.3	-	15.8
		2	M	1.0	0.8	0.3	0.4	0.6	0.5	0.3	0.4	0.4	-	4.4
			F	3.4	4.1	1.7	1.5	3.4	3.0	1.3	1.8	1.8	-	20.2
TIMBER, BUILDING MATERIALS	613	1A	M	0.8	0.2	0.1	0.2	0.1	0.1	-	-	-	-	1.7
			F	0.8	0.2	0.1	0.2	0.1	0.1	0.3	-	-	-	1.7
		1B	M	3.8	0.4	0.4	0.4	0.1	0.1	0.1	1.2	0.1	-	6.4
			F	0.4	-	-	-	-	-	-	-	-	-	0.5
		2	M	4.2	0.4	0.4	0.4	0.2	0.1	1.2	0.1	0.1	-	6.9
			F	5.9	0.6	0.5	0.4	0.1	0.2	1.4	0.1	0.1	-	9.3
		3	M	1.1	-	-	-	-	-	0.1	-	-	-	1.3
			F	7.0	0.7	0.5	0.5	0.1	0.3	1.5	0.1	0.1	-	10.6
		4	M	4.2	0.9	0.9	0.8	0.3	0.2	1.6	0.3	-	-	9.2
			F	2.3	0.2	0.2	0.2	0.1	0.1	0.5	-	-	-	3.7
		5	M	6.6	1.1	1.1	1.0	0.4	0.3	2.1	0.3	-	-	12.9
			F	5.5	2.2	2.4	1.4	0.8	0.4	2.1	0.5	-	-	15.2
T	M	3.9	0.8	0.4	0.7	0.2	0.2	1.1	0.1	0.1	-	7.5		
	F	9.4	3.1	2.7	2.1	1.0	0.5	3.2	0.6	0.6	-	22.7		
MACHINERY, EQUIPMENTS, VEHICLES	614	1A	M	3.6	1.6	0.5	1.2	0.3	0.4	1.9	0.1	-	9.6	
			F	1.1	0.4	0.1	0.2	0.1	0.1	0.5	0.1	-	2.5	
		1B	M	4.7	2.0	0.6	1.4	0.4	0.5	2.3	0.2	-	12.1	
			F	23.8	5.9	4.7	4.4	1.7	1.3	8.4	1.1	-	51.4	
		2	M	8.7	1.5	0.7	1.2	0.5	0.4	2.2	0.3	-	15.6	
			F	32.6	7.4	5.4	5.6	2.2	1.7	10.6	1.4	-	66.9	
MACHINERY, EQUIPMENTS, VEHICLES	614	1A	M	0.3	0.3	0.1	0.2	0.2	0.2	0.2	0.2	0.2	-	1.6
			F	0.3	0.3	0.1	0.2	0.2	0.2	0.2	0.2	0.2	-	1.7
		1B	M	0.8	0.5	0.2	0.3	0.4	0.4	0.2	0.2	0.2	-	2.7
			F	0.1	0.0	-	-	0.0	-	-	-	-	-	0.3
		2	M	0.9	0.5	0.2	0.3	0.4	0.3	0.2	0.2	0.2	-	3.0
			F	0.9	0.7	0.2	0.4	0.6	0.4	0.5	0.5	0.5	-	4.2
		3	M	0.2	0.1	-	-	0.1	0.1	-	-	-	-	0.4
			F	1.0	0.8	0.2	0.4	0.7	0.4	0.5	0.5	0.5	-	4.6
		4	M	1.1	1.5	0.4	0.5	1.2	0.6	0.9	0.5	-	-	6.8
			F	0.4	0.3	0.1	0.2	0.3	0.1	0.2	0.2	0.2	-	1.7
		5	M	1.5	1.8	0.5	0.7	1.5	0.8	1.2	0.7	-	-	8.5
			F	2.2	2.7	0.9	0.9	2.1	1.2	1.0	1.0	1.0	-	12.2
T	M	1.0	1.1	0.3	0.4	0.7	0.5	0.4	0.3	0.3	-	4.7		
	F	3.2	3.9	1.2	1.4	2.8	1.7	1.4	1.3	1.3	-	16.9		
1A	M	1.4	1.9	0.8	0.5	2.4	0.6	0.8	0.8	0.9	-	9.0		
	F	0.3	0.3	0.1	0.1	0.4	0.2	0.1	0.1	0.1	-	1.6		
1B	M	1.7	2.2	0.9	0.6	2.4	0.8	0.8	1.0	-	-	10.5		
	F	6.7	7.6	2.5	2.8	6.6	3.3	3.6	3.4	3.4	-	36.5		
2	M	2.0	1.9	0.5	0.7	1.5	0.9	0.7	0.6	-	-	8.8		
	F	8.7	9.5	3.0	3.5	8.0	4.2	4.3	4.0	4.0	-	45.3		
3	M	1.4	0.5	0.2	0.2	0.4	0.2	0.2	0.2	0.2	-	3.3		
	F	0.1	0.0	-	-	0.0	-	-	-	-	-	0.3		
4	M	1.5	0.5	0.2	0.2	0.5	0.2	0.2	0.3	0.3	-	3.6		
	F	6.9	0.9	0.2	0.6	0.5	0.3	0.2	0.4	0.4	-	10.0		
5	M	0.6	0.1	-	-	-	-	-	-	-	-	0.8		
	F	7.5	0.9	0.3	0.6	0.5	0.4	0.3	0.4	0.4	-	10.9		
6	M	9.7	1.7	0.7	1.2	1.4	0.8	0.8	0.8	0.8	-	17.1		
	F	1.1	0.2	-	-	0.1	0.1	0.1	0.0	0.0	-	1.6		
7	M	10.8	1.9	0.7	1.2	1.5	0.9	0.9	0.8	0.8	-	18.7		
	F	5.6	2.3	0.7	0.8	1.8	1.0	0.7	0.7	0.7	-	13.5		
8	M	3.3	0.4	0.2	0.4	0.4	0.2	0.3	0.2	0.2	-	5.3		
	F	8.9	2.6	0.9	1.1	2.2	1.2	1.0	0.9	0.9	-	18.8		
9	M	7.3	5.2	1.5	2.0	4.2	2.5	1.6	1.5	1.5	-	25.8		
	F	5.8	1.8	0.6	0.8	1.2	0.7	0.7	0.6	0.6	-	12.2		
10	M	13.1	7.0	2.1	2.9	5.4	3.2	2.2	2.1	2.1	-	38.0		
	F	3.2	1.7	0.6	0.5	1.1	0.6	0.6	0.6	0.6	-	9.0		
11	M	2.1	0.7	0.2	0.3	0.4	0.2	0.2	0.1	0.1	-	4.3		
	F	5.4	2.4	0.8	0.8	1.6	0.8	0.8	0.7	0.7	-	13.2		
12	M	34.2	12.2	3.9	5.2	9.4	5.6	4.1	4.1	4.1	-	78.7		
	F	13.1	3.1	1.1	1.7	2.2	1.1	1.3	1.0	1.0	-	24.5		
TOTAL				47.3	15.4	4.9	6.9	11.6	6.7	5.4	5.1	-	103.2	



TAB.E1

SALARIES SELON L ACTIVITE, LE SEXE,  
LA QUALIFICATION, LA REGION ET LE  
REGIME DE TRAVAIL

REGIME DE TRAVAIL: TEMPS PLEIN

REGION										SEXE	QUALIFICATION	NACE	ACTIVITE
REGION PARI- SIENNE	BASSIN PARISIEN	NORD	EST	OUEST	SUD OUEST	CENTRE EST	MEDI- TERRA- NEE	(*)	TOTAL				
25.0	20.0	11.1	4.9	0.7	10.0	4.0	8.5	-	100.0	M	1A	611	MAT. PREM. AGR., ANIMANX, TEXTILES
24.0	20.0	10.6	5.7	0.5	10.0	4.7	8.2	-	100.0	F	1A	611	
33.0	14.0	6.1	8.7	14.4	10.0	4.0	6.2	-	100.0	T	1B	611	
43.7	-	-	-	-	-	-	-	-	100.0	M	2	611	
35.1	14.5	6.0	8.1	14.7	10.1	5.4	6.0	-	100.0	F	2	611	
19.0	17.0	7.5	4.4	23.7	14.7	6.3	10.6	-	100.0	M	3	611	
33.0	-	-	-	-	14.1	-	-	-	100.0	F	3	611	
17.5	10.2	7.0	4.5	23.1	14.6	6.5	10.5	-	100.0	T	3	611	
5.0	21.7	9.1	11.5	10.3	17.4	9.1	9.0	-	100.0	M	4	611	
30.0	17.3	6.5	5.4	12.3	12.3	-	11.3	-	100.0	F	4	611	
12.1	20.6	6.4	10.0	15.3	10.2	7.0	9.6	-	100.0	M	5	611	
14.2	22.0	6.0	6.0	10.0	14.3	6.5	7.6	-	100.0	F	5	611	
30.0	15.6	6.1	10.4	16.2	14.1	4.0	9.0	-	100.0	T	5	611	
16.2	20.1	6.6	7.0	10.0	14.2	9.0	8.3	-	100.0	M	T	611	
16.1	22.0	10.5	5.6	15.3	17.2	4.0	8.5	-	100.0	F	T	611	
14.0	22.0	4.7	13.1	12.2	0.2	13.0	9.1	-	100.0	M	1A	612	
19.0	22.0	6.4	7.1	14.7	15.6	6.0	8.0	-	100.0	F	1A	612	
15.5	20.0	6.0	6.0	17.7	15.5	6.0	8.5	-	100.0	T	1A	612	
22.7	17.3	6.6	6.0	14.5	12.3	7.2	9.7	-	100.0	M	10	612	
17.1	20.1	6.5	7.5	17.0	14.0	6.3	0.7	-	100.0	F	10	612	
47.5	10.0	4.0	11.2	4.5	-	15.7	-	-	100.0	M	2	612	
40.0	11.5	4.0	11.5	4.4	-	15.5	-	-	100.0	F	2	612	
59.0	5.7	5.6	6.0	2.3	1.0	18.7	1.1	-	100.0	T	2	612	
73.3	-	-	-	-	-	-	-	-	100.0	M	3	612	
60.0	5.0	6.0	5.0	2.2	1.0	17.4	1.1	-	100.0	F	3	612	
63.0	7.0	5.5	4.7	1.4	2.3	14.0	1.3	-	100.0	T	3	612	
61.7	-	-	-	-	-	6.5	-	-	100.0	M	4	612	
65.3	6.4	5.0	4.3	1.4	2.4	13.0	1.3	-	100.0	F	4	612	
45.7	10.0	6.6	6.4	3.3	2.5	17.7	2.6	-	100.0	T	4	612	
63.6	6.0	5.4	6.2	2.0	1.0	13.0	-	-	100.0	M	5	612	
60.0	6.0	6.4	7.7	3.2	2.3	16.4	2.3	-	100.0	F	5	612	
36.3	14.7	15.5	6.2	5.0	2.4	13.7	3.2	-	100.0	T	5	612	
61.7	11.3	4.0	6.0	3.1	2.4	14.0	1.0	-	100.0	M	T	612	
41.4	13.6	12.0	6.4	4.4	2.4	14.1	2.0	-	100.0	F	T	612	
37.6	10.3	5.2	12.7	3.3	4.2	10.4	1.3	-	100.0	T	1A	613	
42.0	15.7	3.9	7.0	4.0	4.2	10.7	3.4	-	100.0	M	1A	613	
30.7	10.2	4.0	11.0	3.4	4.2	10.3	1.7	-	100.0	F	1A	613	
40.4	11.5	6.1	6.5	3.4	2.6	16.4	2.1	-	100.0	T	1A	613	
50.2	9.0	4.7	7.6	2.0	2.6	13.0	1.9	-	100.0	M	10	613	
40.6	11.1	6.1	6.4	3.3	2.6	15.0	2.1	-	100.0	F	10	613	
10.6	10.1	3.0	12.0	13.0	11.3	11.5	11.0	-	100.0	T	10	613	
18.7	10.3	3.0	13.1	13.5	11.3	11.5	11.0	-	100.0	M	10	613	
20.3	17.5	5.7	6.7	13.0	6.0	6.5	7.6	-	100.0	F	10	613	
41.0	12.0	-	-	12.0	-	-	-	-	100.0	T	2	613	
20.5	17.1	5.0	6.3	13.7	6.0	6.3	7.0	-	100.0	M	2	613	
20.7	16.7	5.3	10.0	14.0	6.0	12.1	11.5	-	100.0	F	2	613	
34.5	15.2	-	-	14.1	12.0	-	-	-	100.0	T	3	613	
22.0	10.5	5.3	6.4	14.7	6.2	11.6	11.2	-	100.0	M	3	613	
10.2	22.0	5.7	7.3	17.6	9.3	13.0	7.0	-	100.0	F	3	613	
29.3	10.0	3.8	6.3	15.0	7.3	12.1	9.2	-	100.0	T	3	613	
16.0	21.2	5.3	7.7	17.1	6.0	13.6	8.2	-	100.0	M	4	613	
10.2	22.0	7.5	7.6	17.4	6.0	6.2	6.6	-	100.0	F	4	613	
21.0	24.0	5.5	6.2	14.7	11.0	7.5	6.4	-	100.0	T	4	613	
10.0	23.0	6.0	6.0	16.7	10.4	6.0	6.0	-	100.0	M	5	613	
10.1	21.3	6.7	5.9	22.5	7.1	6.5	9.0	-	100.0	F	5	613	
10.6	20.1	6.6	3.5	26.0	11.0	4.7	5.7	-	100.0	T	5	613	
16.5	21.1	6.7	5.6	23.1	7.0	6.0	6.2	-	100.0	M	T	613	
10.3	20.0	6.0	7.0	18.0	6.0	10.0	6.2	-	100.0	F	T	613	
22.6	21.3	5.6	7.0	16.7	10.7	7.0	7.1	-	100.0	T	1A	614	
19.1	21.0	6.7	7.6	17.7	9.3	9.6	6.6	-	100.0	M	1A	614	
43.0	14.2	4.6	6.2	13.0	6.7	5.5	6.8	-	100.0	F	1A	614	
36.4	12.0	-	-	16.1	-	-	-	-	100.0	T	10	614	
42.4	14.0	4.5	6.6	13.3	6.7	5.4	7.0	-	100.0	M	10	614	
60.1	9.0	2.4	5.7	4.7	3.3	2.5	3.5	-	100.0	F	10	614	
72.0	7.7	-	-	-	-	-	-	-	100.0	T	2	614	
60.4	6.7	2.3	5.6	4.6	3.4	2.5	3.5	-	100.0	M	2	614	
57.1	10.0	4.2	6.0	7.0	4.0	4.7	4.4	-	100.0	F	2	614	
65.0	10.0	-	-	6.7	3.1	4.8	2.0	-	100.0	T	2	614	
57.0	10.1	4.0	6.4	6.0	4.7	4.7	4.2	-	100.0	M	3	614	
41.3	10.6	5.4	5.6	13.3	7.3	5.3	5.3	-	100.0	F	3	614	
62.5	7.1	3.1	7.6	7.5	3.9	5.1	3.2	-	100.0	T	3	614	
47.3	14.0	4.7	6.1	11.7	6.3	5.2	4.7	-	100.0	M	4	614	
26.2	20.0	5.0	7.0	10.3	6.0	6.1	5.0	-	100.0	F	4	614	
47.0	14.6	5.2	7.3	9.5	5.4	5.3	4.8	-	100.0	T	4	614	
34.5	10.3	5.6	7.7	14.1	6.4	5.9	5.5	-	100.0	M	5	614	
36.1	10.4	6.4	5.6	12.4	7.1	6.4	6.5	-	100.0	F	5	614	
40.0	10.5	4.7	7.1	10.3	3.7	5.4	2.5	-	100.0	T	5	614	
46.0	10.5	5.0	6.1	11.0	6.0	6.1	5.2	-	100.0	M	T	614	
43.5	15.5	4.9	6.7	11.9	7.1	5.2	5.2	-	100.0	F	T	614	
53.2	12.6	4.3	6.0	9.1	4.6	5.2	3.0	-	100.0	T	T	614	
45.0	14.0	4.0	6.7	11.2	6.5	5.2	4.0	-	100.0	M	T	614	

TAB.E1

EMPLOYEES ACCORDING TO ACTIVITY,SEX,  
QUALIFICATION,REGION AND TYPE OF  
EMPLOYEMENT

(THOUSANDS)

TYPE OF EMPLOYEMENT: FULL-TIME

(MILLIERS)

ACTIVITY	NACE	Q U A L I F I C A T I O N	S E X	REGION													
				REGION PARI- SIENNE	BASSIN PARISIEN	NORD	EST	OUEST	SUD OUEST	CENTRE EST	MEDI- TERRA- NEE	(*)	TOTAL				
FURNITURE, HSEHD. GOODS, HARDWARE	615	1A	M	0.8	0.3	0.1	0.2	0.2	0.2	0.2	0.2	0.2	-	2.2			
			F	0.9	0.3	0.1	0.2	0.2	0.2	0.2	0.2	0.2	-	0.2			
		1B	M	3.9	0.5	0.3	0.4	0.3	0.4	0.3	0.4	0.6	0.3	-	6.7		
			F	0.5	-	-	-	-	-	-	-	-	-	-	0.8		
		2	M	4.4	0.6	0.3	0.4	0.3	0.4	0.4	0.6	0.4	0.4	-	7.5		
			F	7.2	1.3	0.5	0.5	0.6	0.9	1.1	1.1	0.8	0.8	-	12.8		
		3	M	0.7	0.1	-	-	-	-	-	-	0.1	0.1	-	1.3		
			F	7.9	1.4	0.5	0.5	0.7	1.0	1.2	1.0	1.0	0.7	-	14.2		
		4	M	3.9	1.6	0.6	0.8	0.8	1.1	1.0	1.1	1.3	0.7	-	10.4		
			F	2.7	0.5	0.2	0.2	0.3	0.3	0.3	0.3	0.3	0.3	-	4.9		
		5	M	6.6	2.1	0.8	1.0	1.1	1.4	1.3	1.3	0.9	0.9	-	15.2		
			F	5.7	2.8	1.0	1.2	2.1	1.5	1.9	1.9	1.7	1.7	-	18.0		
		T	M	5.2	1.9	0.6	0.9	1.0	1.1	1.2	1.1	1.2	0.8	-	12.7		
			F	11.0	4.7	1.6	2.1	3.1	2.6	3.1	2.5	2.5	2.5	-	30.7		
		TEXTILES, CLOTH- ING, FOOTWR., LEATHERWARE	616	1A	M	2.2	1.1	0.4	0.6	0.7	0.9	0.9	0.8	0.9	-	7.6	
					F	1.9	0.7	0.4	0.4	0.4	0.4	0.5	0.3	0.3	-	5.0	
				1B	M	4.1	1.8	0.8	1.1	1.1	1.3	1.4	1.4	1.1	1.1	-	12.7
					F	23.7	7.6	2.9	3.7	4.7	4.9	5.7	4.6	4.6	4.6	-	57.8
				2	M	11.1	3.3	1.3	1.6	1.8	2.1	2.2	1.5	1.5	1.5	-	24.8
					F	34.8	10.9	4.2	5.3	6.5	7.0	7.8	6.1	6.1	6.1	-	82.7
3	M			0.4	0.1	0.0	-	-	-	-	0.0	0.0	0.0	-	0.7		
	F			0.0	-	-	-	-	-	-	-	-	-	-	0.1		
4	M			0.5	0.1	0.0	0.0	-	-	-	0.1	0.1	0.1	-	0.8		
	F			0.8	0.1	0.1	0.1	-	-	-	0.1	0.1	0.1	-	1.3		
5	M			0.3	-	-	-	-	-	-	-	-	-	-	0.4		
	F			1.1	0.1	0.1	0.1	-	-	-	0.1	0.1	0.1	-	1.6		
T	M			1.1	0.2	0.1	0.2	0.1	0.2	0.1	0.1	0.1	0.1	-	2.0		
	F			0.4	0.1	0.0	0.0	-	-	-	0.1	0.1	0.1	-	0.7		
3	M			1.5	0.3	0.1	0.2	0.1	0.2	0.1	0.2	0.1	0.1	-	2.7		
	F			0.5	0.0	0.1	0.1	0.1	0.1	0.1	0.1	0.1	0.1	-	1.1		
4	M			1.2	0.1	0.1	0.1	0.0	0.1	0.1	0.1	0.1	0.1	-	1.6		
	F			1.7	0.1	0.1	0.2	0.1	0.2	0.1	0.1	0.1	0.1	-	2.7		
5	M			1.2	0.2	0.2	0.2	0.1	0.2	0.1	0.2	0.1	0.1	-	2.2		
	F			2.0	0.4	0.3	0.4	0.2	0.4	0.2	0.3	0.3	0.3	-	4.0		
T	M	3.2	0.5	0.4	0.5	0.3	0.6	0.3	0.3	0.3	0.3	-	6.2				
	F	0.9	0.1	0.1	0.1	0.0	0.1	0.1	0.1	0.1	0.1	-	1.5				
FOOD, DRINK, TOBACCO	617	1A	M	1.6	0.2	0.2	0.3	0.1	0.1	0.1	0.1	0.1	-	3.0			
			F	2.5	0.3	0.2	0.4	0.1	0.2	0.3	0.3	0.4	0.4	-	4.5		
		1B	M	4.9	0.6	0.5	0.7	0.4	0.7	0.5	0.5	0.5	0.5	-	8.8		
			F	5.6	0.7	0.5	0.8	0.3	0.7	0.5	0.7	0.7	0.7	-	9.8		
		2	M	10.5	1.3	1.1	1.5	0.7	1.4	1.1	1.1	1.1	1.1	-	18.6		
			F	0.9	0.6	0.3	0.3	0.6	0.5	0.2	0.6	0.6	0.6	-	4.1		
		3	M	1.0	0.7	0.3	0.3	0.6	0.5	0.2	0.7	0.7	0.7	-	0.2		
			F	2.3	1.0	0.3	0.5	0.6	0.7	0.5	0.7	0.7	0.7	-	4.3		
		4	M	0.4	-	-	-	-	-	-	-	-	-	-	0.6		
			F	2.6	1.1	0.4	0.5	0.6	0.8	0.6	0.7	0.7	0.7	-	7.3		
		5	M	3.2	1.8	0.7	0.5	1.4	1.0	1.1	1.1	1.3	1.3	-	11.1		
			F	0.5	0.2	0.0	0.2	0.1	0.1	0.1	0.1	0.1	0.1	-	1.4		
		T	M	3.7	2.0	0.9	0.5	1.6	1.1	1.2	1.2	1.4	1.4	-	12.4		
			F	2.4	2.9	0.2	0.2	1.0	0.9	1.0	1.2	1.5	1.5	-	12.6		
		4	M	1.2	0.6	0.2	1.1	0.3	0.5	0.3	0.5	0.3	0.3	-	3.9		
			F	3.6	3.5	1.1	1.2	2.1	1.5	1.7	1.8	1.8	1.8	-	16.5		
		5	M	10.4	6.8	2.7	3.7	7.3	3.7	3.4	4.5	4.5	4.5	-	42.5		
			F	4.2	3.1	1.0	0.9	2.5	2.3	1.4	1.5	1.5	1.5	-	16.9		
		T	M	14.7	9.8	3.7	4.6	9.8	6.0	4.8	6.0	6.0	6.0	-	59.4		
			F	4.1	4.1	2.4	1.3	4.2	1.9	2.2	1.6	1.6	1.6	-	21.8		
T	M	2.9	2.8	1.5	1.5	3.6	2.5	1.4	2.1	2.1	2.1	-	18.2				
	F	7.0	6.9	3.9	2.8	7.8	4.4	3.6	3.7	3.7	3.7	-	40.0				
T	M	23.3	17.2	7.3	7.3	15.8	8.8	8.7	10.2	10.2	10.2	-	98.6				
	F	9.2	6.8	2.9	2.7	6.8	5.5	3.3	4.1	4.1	4.1	-	41.3				
TOBACCO PRODUCTS	617.6	1A	M	32.6	24.0	10.2	10.0	22.6	14.3	12.0	14.3	-	139.9				
			F	-	-	-	-	-	-	-	-	-	-	-			
		1B	M	-	-	-	-	-	-	-	-	-	-	-			
			F	-	-	-	-	-	-	-	-	-	-	-			
		2	M	-	-	-	-	-	-	-	-	-	-	-			
			F	-	-	-	-	-	-	-	-	-	-	-			
		3	M	-	-	-	-	-	-	-	-	-	-	-			
			F	-	-	-	-	-	-	-	-	-	-	-			
		4	M	-	-	-	-	-	-	-	-	-	-	-			
			F	-	-	-	-	-	-	-	-	-	-	-			
		5	M	-	-	-	-	-	-	-	-	-	-	-			
			F	-	-	-	-	-	-	-	-	-	-	-			
		T	M	-	-	-	-	-	-	-	-	-	-	-			
			F	-	-	-	-	-	-	-	-	-	-	-			

TAB.E1

SALARIES SELON L ACTIVITE, LE SEXE,  
LA QUALIFICATION, LA REGION ET LE  
REGIME DE TRAVAIL

REGIME DE TRAVAIL: TEMPS PLEIN

REGION										SEXE	QUALIFICATION	NACE	ACTIVITE		
REGION PARI- SIERRE	BASSIN PARISIEN	NORD	EST	OUEST	SUD OUEST	CENTRE EST	MEDI- TERRA- NEE	(*)	TOTAL						
37.8	14.0	5.0	8.0	8.1	7.5	10.2	8.0	-	100.0	M	1A	615	MEMBRES. ART. MENAGERS QUINCAILLERIE		
38.4	13.1	5.2	8.7	7.8	10.2	10.0	8.6	-	100.0	F	1B				
50.7	7.7	4.0	5.3	5.8	5.5	8.7	5.2	-	100.0	M	2				
60.0	-	-	-	-	-	-	-	-	100.0	F	3				
50.5	7.7	4.1	5.2	4.6	5.7	8.3	4.0	-	100.0	M	4				
55.0	8.9	3.7	3.9	4.7	6.7	8.0	6.7	-	100.0	F	5				
55.3	8.4	-	-	-	10.3	6.7	9.2	-	100.0	M	T				
55.6	8.0	3.0	3.7	4.7	7.0	8.8	8.0	-	100.0	F	1A	616		TEXTILE. HABILLEMENT. CHAUSSURES	
37.2	15.1	5.7	7.5	7.5	10.8	9.8	6.4	-	100.0	F	1B				
56.2	10.4	4.9	4.7	8.0	8.3	5.9	5.5	-	100.0	M	2				
43.2	13.6	5.4	6.6	7.0	9.4	8.6	8.1	-	100.0	F	3				
31.0	15.8	5.7	6.8	11.8	8.3	10.5	9.4	-	100.0	M	4				
41.1	14.8	4.7	6.7	8.1	8.9	9.5	8.3	-	100.0	F	5				
35.7	15.4	5.3	6.8	10.2	8.5	10.1	8.1	-	100.0	M	T				
28.5	14.7	5.5	8.4	8.0	11.7	10.7	11.4	-	100.0	F	1A	617			PRODUITS ALIM.. BOISSONS. TABAC
37.8	14.2	7.5	8.5	8.0	8.2	10.6	5.1	-	100.0	F	1B				
32.3	14.5	6.3	8.5	8.6	10.3	10.7	8.9	-	100.0	M	2				
41.0	13.2	5.0	6.4	8.1	8.5	9.8	8.0	-	100.0	F	3				
44.8	13.2	5.2	6.4	7.2	8.5	8.7	6.0	-	100.0	M	4				
42.1	13.2	5.1	6.4	7.8	8.5	9.5	7.4	-	100.0	F	5				
50.0	8.9	6.2	-	-	10.2	5.4	6.4	-	100.0	M	T				
33.0	-	-	-	-	-	-	-	-	100.0	F	1A	617.0	PRODUITS DU TABAC		
50.4	8.4	5.5	5.1	-	10.1	6.0	7.2	-	100.0	F	1B				
80.0	4.4	4.6	7.5	-	4.1	4.0	6.4	-	100.0	M	2				
79.0	-	-	-	-	-	-	-	-	100.0	F	3				
80.0	3.0	3.0	6.0	-	4.0	4.6	6.2	-	100.0	M	4				
54.0	8.0	5.0	6.7	4.7	8.1	6.9	4.0	-	100.0	F	5				
80.0	12.7	2.8	6.6	-	-	7.6	-	-	100.0	M	T				
56.2	8.2	4.4	8.2	3.9	8.8	7.0	4.1	-	100.0	F	1A	617		PRODUITS ALIM.. BOISSONS. TABAC	
43.6	2.8	8.2	13.2	8.2	9.8	7.8	5.3	-	100.0	F	1B				
73.0	3.7	3.2	6.0	2.8	5.2	3.3	-	-	100.0	M	2				
82.0	3.3	5.5	8.8	4.8	7.0	5.1	3.4	-	100.0	F	3				
53.0	7.3	7.4	6.9	4.7	10.0	6.0	3.9	-	100.0	M	4				
49.7	8.9	7.0	8.8	4.3	9.7	5.3	6.3	-	100.0	F	5				
81.2	8.3	7.1	8.1	4.5	9.8	5.5	5.5	-	100.0	M	T				
50.3	6.0	4.6	6.1	3.1	8.7	5.8	7.5	-	100.0	F	1A	617.0			PRODUITS DU TABAC
52.0	6.0	5.9	8.1	3.3	4.5	5.9	10.5	-	100.0	F	1B				
50.0	8.0	5.5	8.1	3.3	5.3	5.8	8.5	-	100.0	M	2				
50.7	8.4	8.1	7.8	4.4	8.2	6.1	5.3	-	100.0	F	3				
50.9	7.3	5.4	8.1	3.4	6.8	5.3	8.0	-	100.0	M	4				
50.3	6.9	5.0	8.0	3.8	7.4	5.7	8.1	-	100.0	F	5				
23.0	15.4	7.6	7.7	14.2	12.4	4.8	15.2	-	100.0	M	T				
23.3	15.7	7.8	7.3	13.7	12.3	4.7	15.2	-	100.0	F	1A	617.0	PRODUITS DU TABAC		
34.4	15.3	5.2	8.0	8.6	10.8	7.8	10.0	-	100.0	F	1B				
50.4	-	-	-	-	-	-	-	-	100.0	M	2				
30.0	14.8	5.7	7.5	8.0	10.6	7.7	9.2	-	100.0	F	3				
20.0	16.2	8.6	4.2	13.1	8.8	10.3	12.1	-	100.0	M	4				
30.5	17.5	-	-	13.4	8.7	-	7.0	-	100.0	F	5				
20.0	16.4	6.5	4.3	13.1	8.9	9.6	11.6	-	100.0	M	T				
10.0	23.1	8.7	7.9	13.0	7.9	9.7	11.0	-	100.0	F	1A	617.0		PRODUITS DU TABAC	
31.3	15.4	8.2	5.1	8.9	11.7	12.3	8.9	-	100.0	F	1B				
21.8	21.3	8.6	7.3	12.8	8.8	19.3	11.1	-	100.0	M	2				
24.0	18.0	8.3	6.7	17.2	8.7	8.0	10.6	-	100.0	F	3				
25.1	18.1	5.9	5.5	14.8	13.5	8.1	8.0	-	100.0	M	4				
24.7	18.6	6.2	7.8	18.5	10.0	8.0	10.1	-	100.0	F	5				
10.0	18.9	11.0	5.0	19.1	8.8	10.2	7.2	-	100.0	M	T				
19.7	15.3	8.2	8.0	19.9	13.8	7.6	11.6	-	100.0	F	1A	617.0			PRODUITS DU TABAC
17.4	17.3	9.7	8.0	19.5	11.1	9.0	9.2	-	100.0	F	1B				
23.6	17.9	7.4	7.4	16.0	8.0	8.0	10.3	-	100.0	M	2				
22.4	18.4	7.0	8.5	16.4	13.3	8.1	10.0	-	100.0	F	3				
23.9	17.2	7.3	7.1	16.1	18.2	8.0	10.2	-	100.0	M	4				
-	-	-	-	-	-	-	-	-	100.0	F	5				
-	-	-	-	-	-	-	-	-	100.0	M	T				
-	-	-	-	-	-	-	-	-	100.0	F	1A	617.0	PRODUITS DU TABAC		
-	-	-	-	-	-	-	-	-	100.0	F	1B				
-	-	-	-	-	-	-	-	-	100.0	M	2				
-	-	-	-	-	-	-	-	-	100.0	F	3				
-	-	-	-	-	-	-	-	-	100.0	M	4				
-	-	-	-	-	-	-	-	-	100.0	F	5				
-	-	-	-	-	-	-	-	-	100.0	M	T				
-	-	-	-	-	-	-	-	-	100.0	F	1A	617.0		PRODUITS DU TABAC	
-	-	-	-	-	-	-	-	-	100.0	F	1B				
-	-	-	-	-	-	-	-	-	100.0	M	2				
-	-	-	-	-	-	-	-	-	100.0	F	3				
-	-	-	-	-	-	-	-	-	100.0	M	4				
-	-	-	-	-	-	-	-	-	100.0	F	5				
-	-	-	-	-	-	-	-	-	100.0	M	T				
-	-	-	-	-	-	-	-	-	100.0	F	1A	617.0			PRODUITS DU TABAC
-	-	-	-	-	-	-	-	-	100.0	F	1B				
-	-	-	-	-	-	-	-	-	100.0	M	2				
-	-	-	-	-	-	-	-	-	100.0	F	3				
-	-	-	-	-	-	-	-	-	100.0	M	4				
-	-	-	-	-	-	-	-	-	100.0	F	5				
-	-	-	-	-	-	-	-	-	100.0	M	T				
-	-	-	-	-	-	-	-	-	100.0	F	1A	617.0	PRODUITS DU TABAC		
-	-	-	-	-	-	-	-	-	100.0	F	1B				
-	-	-	-	-	-	-	-	-	100.0	M	2				
-	-	-	-	-	-	-	-	-	100.0	F	3				
-	-	-	-	-	-	-	-	-	100.0	M	4				
-	-	-	-	-	-	-	-	-	100.0	F	5				
-	-	-	-	-	-	-	-	-	100.0	M	T				

TAB.E1

EMPLOYEES ACCORDING TO ACTIVITY,SEX,  
QUALIFICATION,REGION AND TYPE OF  
EMPLOYEMENT

(THOUSANDS) TYPE OF EMPLOYEMENT: FULL-TIME (MILLIERS)

ACTIVITY	NACE	Q U A L I F I C A T I O N	S E X	REGION									(*)	TOTAL			
				REGION	BASSIN	NORD	EST	QUEST	SUD	CENTRE	MEDI-						
				PARI- SIENNE	PARISIEN				QUEST	EST	TERRA- NEE						
PHARMACEUTICAL, MEDICAL GDS., CLEANING MAT.	618	1A	M	0.3	0.1	0.0	0.0	0.1	0.1	0.1	0.1	-	0.7				
			F	0.3	0.1	0.0	0.0	0.1	0.1	0.1	0.1	-	0.7				
			1B	M	0.8	0.1	0.1	0.1	0.1	0.0	0.1	0.1	-	1.4			
				F	0.2	-	-	-	-	-	-	-	-	-	0.3		
			2	M	1.7	0.3	0.1	0.1	0.2	0.2	0.2	0.2	-	3.0			
				F	0.4	0.2	-	-	0.1	0.0	0.0	0.0	-	0.8			
			3	M	2.1	0.4	0.1	0.2	0.3	0.2	0.2	0.3	-	3.8			
				F	0.6	0.2	0.2	0.2	0.2	0.1	0.2	0.1	-	1.7			
			4	M	0.8	0.1	0.1	0.1	0.1	0.1	0.1	0.1	-	1.4			
				F	1.3	0.3	0.2	0.3	0.3	0.1	0.4	0.2	-	3.1			
			5	M	2.4	0.8	0.2	0.5	0.4	0.4	0.4	0.6	-	5.8			
				F	4.0	1.1	0.2	0.7	1.0	0.5	0.5	0.7	-	8.6			
			T	M	6.4	1.9	0.4	1.2	1.4	0.9	0.9	1.3	-	14.3			
				F	0.5	0.2	0.1	0.1	0.2	0.2	0.3	0.3	-	1.9			
			PHARMACEUTICALS	618.1	1A	M	0.9	0.8	0.1	0.3	0.2	0.5	0.2	0.5	-	3.5	
						F	1.4	1.0	0.2	0.4	0.4	0.7	0.5	0.8	-	5.4	
						1B	M	6.3	1.6	0.6	1.0	1.2	1.0	1.3	1.5	-	14.5
							F	6.3	2.2	0.3	1.2	1.4	1.1	0.9	1.3	-	14.6
						2	M	12.6	3.8	1.0	2.2	2.6	2.1	2.2	2.8	-	29.2
							F	0.1	-	-	-	-	0.0	-	-	-	0.2
3	M	0.1				-	-	-	-	-	-	-	-	0.2			
	F	0.2				0.1	-	-	-	-	-	0.1	-	0.4			
4	M	0.3				0.1	-	-	-	-	-	-	-	0.5			
	F	0.4				0.2	-	-	-	0.1	-	-	-	0.7			
5	M	0.2				0.1	-	-	-	-	-	-	-	0.4			
	F	0.5				0.3	-	-	-	0.1	0.1	0.1	-	1.1			
T	M	0.2				0.0	-	0.1	0.1	-	-	-	-	0.4			
	F	0.2				0.0	-	0.1	0.1	-	-	-	-	0.4			
OTHER WHOLESALE DISTRIBUTION	618	1A				M	1.6	0.4	-	0.3	0.3	0.2	0.1	0.3	-	3.2	
						F	3.1	0.8	-	0.5	0.7	0.3	0.2	0.4	-	6.1	
						1B	M	4.8	1.2	-	0.8	0.9	0.5	0.3	0.7	-	8.3
							F	0.1	0.1	-	0.0	0.1	0.1	-	0.1	-	0.6
						2	M	0.4	0.7	-	0.2	0.3	0.2	0.3	0.4	-	2.3
							F	0.5	0.7	-	0.5	0.5	0.4	0.1	0.6	-	5.4
			3	M	2.6	0.7	-	0.8	0.7	0.7	0.3	0.6	-	6.3			
				F	4.0	1.7	-	1.3	0.9	0.7	0.3	0.4	-	9.3			
			4	M	6.6	2.4	-	1.4	1.4	1.1	0.4	1.5	-	14.6			
				F	0.4	0.1	0.0	0.1	0.1	0.1	0.1	0.1	-	0.8			
			PAPER, BOOKS, STATIONERY, NEWSPAPERS	618.1/2	1A	M	0.4	0.1	0.0	0.1	0.1	0.1	0.1	0.1	-	0.9	
						F	0.4	0.1	0.1	0.1	0.1	0.1	0.1	0.1	-	1.3	
						1B	M	0.8	0.1	0.1	0.1	0.1	0.1	0.1	0.1	-	1.3
							F	0.2	-	-	-	-	-	-	-	-	0.3
						2	M	1.0	0.1	0.1	0.1	0.1	0.1	0.1	0.1	-	1.6
							F	1.4	0.1	0.1	0.2	0.1	0.2	0.3	0.2	-	2.5
						3	M	0.4	0.1	0.0	0.0	0.0	0.0	0.0	0.1	-	0.6
							F	1.8	0.1	0.2	0.2	0.2	0.2	0.3	0.2	-	3.2
						4	M	0.5	0.0	0.1	0.1	0.1	0.1	0.2	0.1	-	1.2
							F	0.8	0.0	0.1	0.0	0.1	0.1	0.1	0.0	-	1.2
5	M	1.3				0.1	0.2	0.1	0.2	0.1	0.3	0.2	-	2.4			
	F	1.2				0.2	0.2	0.1	0.2	0.1	0.3	0.2	-	2.5			
T	M	1.7				0.2	0.2	0.1	0.3	0.2	0.3	0.2	-	3.4			
	F	2.9				0.4	0.4	0.3	0.5	0.4	0.6	0.4	-	5.8			
PAPER, BOOKS, STATIONERY, NEWSPAPERS	618.1/2	1A				M	0.8	0.1	0.1	0.0	0.2	0.2	0.2	0.1	-	1.7	
						F	1.2	0.2	0.1	0.1	0.2	0.1	0.2	0.1	-	2.3	
						1B	M	2.1	0.3	0.2	0.1	0.3	0.3	0.4	0.3	-	4.0
							F	5.0	0.6	0.6	0.5	0.8	0.7	1.1	0.7	-	10.0
						2	M	4.4	0.4	0.5	0.3	0.6	0.5	0.7	0.5	-	7.9
							F	9.4	1.0	1.1	0.7	1.4	1.2	1.9	1.2	-	17.9
			3	M	0.1	-	-	-	-	-	0.0	-	-	0.3			
				F	0.2	-	-	-	-	-	0.0	-	-	0.0			
			4	M	0.3	-	-	-	-	-	0.0	-	-	0.3			
				F	0.0	-	-	-	-	-	0.0	-	-	0.4			
			5	M	0.3	0.1	0.0	0.0	0.0	0.0	0.0	0.1	-	0.8			
				F	0.1	0.1	0.0	0.0	0.0	0.0	0.1	0.0	-	0.2			
			T	M	0.5	0.1	0.0	0.0	0.1	0.0	0.1	0.0	-	1.0			
				F	0.2	0.1	0.0	0.0	0.1	0.0	0.1	0.0	-	0.4			
			4	M	0.4	0.1	0.1	0.0	0.1	0.0	0.1	0.0	-	0.8			
				F	0.5	0.1	0.1	0.0	0.1	0.0	0.1	0.0	-	0.9			
			5	M	0.9	0.1	0.1	0.1	0.1	0.1	0.2	0.1	-	1.7			
				F	0.3	-	-	-	-	-	0.0	0.0	-	0.5			
			T	M	0.2	0.1	0.1	0.0	0.1	0.0	0.1	0.0	-	0.4			
				F	0.5	0.1	0.1	0.0	0.1	0.0	0.1	0.0	-	0.9			
T	M	1.8	0.2	0.2	0.1	0.2	0.1	0.4	0.2	-	3.2						
	F	1.2	0.1	0.1	0.0	0.2	0.1	0.2	0.1	-	1.9						
T	M	2.9	0.3	0.3	0.2	0.4	0.1	0.5	0.3	-	5.1						
	F	-	-	-	-	-	-	-	-	-	-						

TAB.E1

SALARIES SELON L ACTIVITE, LE SEXE,  
LA QUALIFICATION, LA REGION ET LE  
REGIME DE TRAVAIL

REGIME DE TRAVAIL: TEMPS PLEIN

(%) (X)

REGION										SEXE	QUALIFICATION	NACE	ACTIVITE
REGION PARI- SIENNE	BASSIN PARISIEN	NORD	EST	OUEST	SUD OUEST	CENTRE EST	MEDI- TERRA- NEE	(*)	TOTAL				
38.8	11.8	3.8	8.3	8.3	8.4	11.4	8.6	-	100.0	M	1A	618	PR. PHARM., MEDICAM. D'ENTRETIEN
37.1	11.8	5.4	5.8	8.2	8.5	11.8	10.2	-	100.0	F	1A	618	PR. PHARM., MEDICAM. D'ENTRETIEN
58.7	8.4	3.8	6.1	4.5	2.8	8.8	7.8	-	100.0	T	1A	618	PR. PHARM., MEDICAM. D'ENTRETIEN
88.8	-	-	-	-	-	-	-	-	100.0	M	1B	618	PR. PHARM., MEDICAM. D'ENTRETIEN
88.1	8.2	2.8	8.5	4.5	2.8	8.2	7.8	-	100.0	F	1B	618	PR. PHARM., MEDICAM. D'ENTRETIEN
88.5	8.3	3.5	4.3	8.1	5.5	8.2	7.7	-	100.0	T	1B	618	PR. PHARM., MEDICAM. D'ENTRETIEN
82.3	18.8	-	-	7.5	5.7	3.8	4.8	-	100.0	M	2	618	PR. PHARM., MEDICAM. D'ENTRETIEN
84.8	11.3	3.1	4.4	8.8	5.5	5.7	7.1	-	100.0	F	2	618	PR. PHARM., MEDICAM. D'ENTRETIEN
33.4	8.8	8.8	18.1	13.5	3.8	13.8	7.8	-	100.0	T	2	618	PR. PHARM., MEDICAM. D'ENTRETIEN
83.8	7.8	4.5	8.1	7.7	5.1	8.8	5.1	-	100.0	M	3	618	PR. PHARM., MEDICAM. D'ENTRETIEN
42.8	8.4	7.3	8.2	18.8	4.4	11.2	8.1	-	100.0	F	3	618	PR. PHARM., MEDICAM. D'ENTRETIEN
41.2	13.1	3.5	8.7	7.5	7.2	7.7	11.8	-	100.0	T	3	618	PR. PHARM., MEDICAM. D'ENTRETIEN
47.8	12.8	1.8	7.8	11.2	5.8	5.8	7.7	-	100.0	M	4	618	PR. PHARM., MEDICAM. D'ENTRETIEN
44.7	12.8	2.8	8.2	8.7	8.4	8.5	8.8	-	100.0	F	4	618	PR. PHARM., MEDICAM. D'ENTRETIEN
27.4	8.8	3.7	5.8	18.8	12.2	13.7	18.8	-	100.0	T	4	618	PR. PHARM., MEDICAM. D'ENTRETIEN
28.4	28.8	2.3	8.7	8.5	13.8	5.8	14.5	-	100.0	M	5	618	PR. PHARM., MEDICAM. D'ENTRETIEN
28.1	18.3	2.8	7.7	7.8	13.2	8.7	15.3	-	100.0	F	5	618	PR. PHARM., MEDICAM. D'ENTRETIEN
43.1	18.8	4.3	7.2	8.5	8.7	8.2	18.3	-	100.0	T	5	618	PR. PHARM., MEDICAM. D'ENTRETIEN
43.1	18.8	2.3	7.8	8.4	7.8	5.8	8.8	-	100.0	M	T	618	PR. PHARM., MEDICAM. D'ENTRETIEN
43.1	12.8	3.3	7.5	8.8	7.2	7.5	8.8	-	100.0	F	T	618	PR. PHARM., MEDICAM. D'ENTRETIEN
41.4	-	-	-	-	12.8	-	-	-	100.0	T	1A	618.1	PRODUITS PHARM.
38.3	-	-	-	-	14.5	-	-	-	100.0	M	1A	618.1	PRODUITS PHARM.
58.8	14.5	-	-	-	-	-	18.2	-	100.0	F	1A	618.1	PRODUITS PHARM.
58.8	-	-	-	-	-	-	-	-	100.0	T	1A	618.1	PRODUITS PHARM.
53.8	-	-	-	-	-	-	-	-	100.0	M	1B	618.1	PRODUITS PHARM.
32.8	12.8	-	-	-	-	-	15.8	-	100.0	F	1B	618.1	PRODUITS PHARM.
44.1	23.2	-	-	-	8.2	-	-	-	100.0	T	1B	618.1	PRODUITS PHARM.
48.8	28.3	-	-	-	-	-	-	-	100.0	M	2	618.1	PRODUITS PHARM.
58.8	8.7	-	-	5.4	7.1	-	4.8	-	100.0	F	2	618.1	PRODUITS PHARM.
45.3	18.7	-	18.8	15.5	-	-	-	-	100.0	T	2	618.1	PRODUITS PHARM.
52.1	18.8	-	12.8	14.8	-	-	-	-	100.0	M	3	618.1	PRODUITS PHARM.
38.8	12.8	-	8.7	8.2	8.8	3.5	8.8	-	100.0	F	3	618.1	PRODUITS PHARM.
51.7	13.4	-	8.4	11.5	5.8	2.8	7.3	-	100.0	T	3	618.1	PRODUITS PHARM.
51.4	12.8	-	8.8	18.2	5.8	3.1	7.8	-	100.0	M	4	618.1	PRODUITS PHARM.
18.7	18.7	-	7.5	14.8	18.2	-	25.8	-	100.0	F	4	618.1	PRODUITS PHARM.
17.4	38.2	-	8.8	7.4	15.5	-	17.2	-	100.0	T	4	618.1	PRODUITS PHARM.
17.8	28.4	-	8.4	8.7	18.8	2.8	18.8	-	100.0	M	5	618.1	PRODUITS PHARM.
48.3	13.2	-	8.7	8.8	7.5	3.1	18.4	-	100.0	F	5	618.1	PRODUITS PHARM.
42.8	18.8	-	8.1	18.3	7.5	2.7	8.8	-	100.0	T	5	618.1	PRODUITS PHARM.
44.8	18.2	-	8.8	8.7	7.5	2.8	8.8	-	100.0	M	T	618	AUTRES COMMERCE DE GROS
58.7	8.8	3.8	8.7	8.8	8.4	11.8	7.4	-	100.0	F	1A	618	AUTRES COMMERCE DE GROS
58.1	-	-	-	-	-	-	-	-	100.0	T	1A	618	AUTRES COMMERCE DE GROS
51.5	8.7	4.2	8.2	7.2	8.5	18.3	7.4	-	100.0	M	1A	618	AUTRES COMMERCE DE GROS
58.8	4.2	5.8	4.8	5.1	8.8	8.4	5.8	-	100.0	F	1A	618	AUTRES COMMERCE DE GROS
71.1	-	-	-	-	-	-	-	-	100.0	T	1A	618	AUTRES COMMERCE DE GROS
88.8	4.8	4.8	3.7	4.5	8.2	8.7	5.2	-	100.0	M	1B	618	AUTRES COMMERCE DE GROS
54.3	4.4	5.1	8.5	5.8	7.5	18.4	8.1	-	100.0	F	1B	618	AUTRES COMMERCE DE GROS
82.8	-	4.3	3.7	3.8	8.5	8.5	8.8	-	100.0	T	1B	618	AUTRES COMMERCE DE GROS
58.1	4.8	4.8	5.8	5.4	7.3	8.8	8.8	-	100.0	M	2	618	AUTRES COMMERCE DE GROS
41.7	3.8	8.8	4.3	12.4	4.3	14.8	8.8	-	100.0	F	2	618	AUTRES COMMERCE DE GROS
85.5	2.2	5.1	3.5	7.1	4.8	7.7	4.1	-	100.0	T	2	618	AUTRES COMMERCE DE GROS
53.7	2.8	7.5	3.8	8.8	4.8	11.2	8.4	-	100.0	M	3	618	AUTRES COMMERCE DE GROS
47.8	8.3	8.7	4.7	8.8	5.7	11.8	7.3	-	100.0	F	3	618	AUTRES COMMERCE DE GROS
58.4	5.1	8.5	4.8	8.8	8.8	18.1	7.2	-	100.0	T	3	618	AUTRES COMMERCE DE GROS
48.2	8.4	8.8	4.3	8.8	8.4	18.8	7.2	-	100.0	M	4	618	AUTRES COMMERCE DE GROS
47.2	5.4	8.5	2.5	8.8	8.3	11.7	8.5	-	100.0	F	4	618	AUTRES COMMERCE DE GROS
54.1	8.4	8.8	2.7	7.8	8.1	8.3	5.8	-	100.0	T	4	618	AUTRES COMMERCE DE GROS
51.2	7.1	8.2	2.8	8.3	7.5	18.3	8.8	-	100.0	M	5	618	AUTRES COMMERCE DE GROS
58.2	5.8	8.2	4.8	7.7	7.8	11.4	7.2	-	100.0	F	5	618	AUTRES COMMERCE DE GROS
55.7	5.3	5.8	3.4	8.8	8.4	8.8	8.4	-	100.0	T	5	618	AUTRES COMMERCE DE GROS
52.8	5.5	8.1	4.2	7.8	8.7	18.3	8.8	-	100.0	M	T	618	AUTRES COMMERCE DE GROS
53.8	-	-	-	-	-	18.8	-	-	100.0	F	1A	618.1/2	PAPIER, LIVRES, JOURNEAUX
53.8	-	-	-	-	-	18.8	-	-	100.0	T	1A	618.1/2	PAPIER, LIVRES, JOURNEAUX
88.3	-	-	-	5.8	-	18.8	-	-	100.0	M	1A	618.1/2	PAPIER, LIVRES, JOURNEAUX
72.5	-	-	-	-	-	8.4	-	-	100.0	F	1A	618.1/2	PAPIER, LIVRES, JOURNEAUX
88.8	-	8.8	-	-	5.1	-	-	-	100.0	T	1A	618.1/2	PAPIER, LIVRES, JOURNEAUX
53.5	8.8	3.8	4.1	3.8	3.8	11.1	11.3	-	100.0	M	1B	618.1/2	PAPIER, LIVRES, JOURNEAUX
88.2	-	-	-	-	-	-	-	-	100.0	F	1B	618.1/2	PAPIER, LIVRES, JOURNEAUX
58.8	7.3	3.4	3.5	3.3	4.8	8.5	12.2	-	100.0	T	2	618.1/2	PAPIER, LIVRES, JOURNEAUX
58.3	-	-	-	12.8	-	18.2	7.2	-	100.0	M	2	618.1/2	PAPIER, LIVRES, JOURNEAUX
72.8	-	-	-	7.7	-	8.1	-	-	100.0	F	2	618.1/2	PAPIER, LIVRES, JOURNEAUX
88.8	-	3.8	3.1	18.3	-	12.5	5.8	-	100.0	T	2	618.1/2	PAPIER, LIVRES, JOURNEAUX
52.8	8.4	8.8	8.3	7.1	2.8	11.8	4.5	-	100.0	M	3	618.1/2	PAPIER, LIVRES, JOURNEAUX
55.8	7.3	8.8	2.7	8.8	3.2	11.4	5.5	-	100.0	F	3	618.1/2	PAPIER, LIVRES, JOURNEAUX
54.4	7.8	8.3	4.4	7.5	3.8	11.5	5.8	-	100.0	T	3	618.1/2	PAPIER, LIVRES, JOURNEAUX
58.1	-	8.8	-	-	8.2	-	5.1	-	100.0	M	4	618.1/2	PAPIER, LIVRES, JOURNEAUX
54.1	11.7	-	-	13.4	-	7.8	-	-	100.0	F	4	618.1/2	PAPIER, LIVRES, JOURNEAUX
58.8	7.7	8.8	2.3	18.8	2.8	8.8	4.8	-	100.0	T	4	618.1/2	PAPIER, LIVRES, JOURNEAUX
55.8	8.5	3.5	4.5	8.8	2.7	11.7	8.8	-	100.0	M	5	618.1/2	PAPIER, LIVRES, JOURNEAUX
88.1	8.8	4.8	2.3	8.3	3.2	8.8	8.3	-	100.0	F	5	618.1/2	PAPIER, LIVRES, JOURNEAUX
57.4	8.5	5.1	3.7	7.4	2.8	18.5	8.4	-	100.0	T	5	618.1/2	PAPIER, LIVRES, JOURNEAUX

TAB.E1

EMPLOYEES ACCORDING TO ACTIVITY, SEX, QUALIFICATION, REGION AND TYPE OF EMPLOYEMENT

(THOUSANDS) TYPE OF EMPLOYEMENT: FULL-TIME (MILLIERS)

ACTIVITY	NACE	QUALIFICATION	SEX	REGION							(*)	TOTAL		
				REGION PARI-SIENNE	BASSIN PARISIEN	NORD	EST	OUEST	SUD-OUEST	CENTRE-EST			MEDI-TERRANEE	
WHOLESALE TRADE	61	1A	M	5.6	2.2	0.9	1.3	1.7	1.5	1.3	1.5	-	16.0	
			F	0.3	0.2	0.1	0.1	0.1	0.2	0.1	0.1	-	1.1	
		1B	M	5.9	2.4	1.0	1.4	1.8	1.6	1.4	1.6	-	17.1	
			F	20.5	3.6	1.6	2.4	2.2	2.0	3.1	2.0	-	37.4	
		2	M	2.7	0.3	0.2	0.2	0.2	0.2	0.2	0.2	-	4.2	
			F	23.2	3.9	1.8	2.6	2.4	2.2	3.3	2.1	-	41.6	
		3	M	31.4	7.1	3.2	3.5	5.2	4.1	5.7	4.3	-	64.4	
			F	4.9	0.9	0.3	0.3	0.6	0.6	0.5	0.5	-	8.5	
		4	M	36.2	8.0	3.4	3.9	5.8	4.7	6.2	4.8	-	72.9	
			F	18.8	9.9	4.0	4.4	6.7	4.6	6.3	4.2	-	59.0	
		5	M	13.0	2.3	1.1	1.5	1.7	1.5	2.0	1.2	-	24.4	
			F	31.8	12.2	5.2	6.0	8.4	6.1	8.3	5.4	-	83.4	
	T	M	36.7	22.0	9.5	10.4	18.2	10.8	11.1	10.5	-	129.2		
		F	28.4	10.7	3.7	5.2	7.5	6.2	5.8	4.7	-	72.2		
	FOOD, DRINK, TOBACCO	641/642	1A	M	65.0	32.7	13.2	15.6	25.7	17.0	17.0	15.2	-	201.4
				F	17.4	11.8	5.3	4.7	9.3	5.7	6.9	5.0	-	66.1
			1B	M	29.6	18.1	8.1	7.9	14.8	9.9	10.4	8.6	-	107.6
				F	130.3	56.6	24.5	26.8	43.3	28.6	34.5	27.4	-	372.0
			2	M	61.5	20.7	8.1	10.5	15.7	12.9	12.0	10.4	-	151.9
				F	191.8	77.3	32.7	37.3	59.0	41.5	46.5	37.7	-	523.8
		643	1A	M	0.5	0.2	0.1	0.1	0.1	-	0.2	0.1	-	1.5
				F	0.5	0.2	0.2	0.2	0.1	-	0.2	0.1	-	1.7
			1B	M	1.9	1.0	0.2	0.6	0.4	0.2	0.8	0.2	-	5.3
				F	0.6	1.1	0.2	0.6	0.5	0.2	0.9	0.2	-	6.2
2			M	4.4	2.6	2.0	2.7	2.3	0.9	3.7	0.8	-	19.4	
			F	2.1	0.7	1.1	0.8	0.6	0.3	1.2	0.2	-	7.0	
3	M	6.5	3.3	3.1	3.5	3.0	1.2	4.9	1.0	-	26.4			
	F	3.1	1.3	0.6	2.2	1.8	1.0	2.9	0.3	-	13.3			
4	M	6.9	1.0	0.3	1.2	0.8	0.8	1.3	0.5	-	12.8			
	F	10.0	2.3	0.9	3.4	2.6	1.8	4.2	0.8	-	26.0			
5	M	7.6	5.7	2.6	4.5	3.1	2.1	4.8	2.1	-	32.5			
	F	14.6	7.1	2.1	5.1	4.8	2.4	5.7	2.5	-	44.3			
T	M	22.2	12.8	4.7	9.6	7.9	4.5	10.5	4.6	-	76.8			
	F	5.5	2.4	1.5	2.4	2.5	1.2	2.6	1.0	-	19.0			
DISPENSING CHEMISTS	643	1A	M	11.3	4.4	2.9	7.2	5.0	2.5	4.6	4.3	-	42.3	
			F	16.8	6.9	4.4	9.6	7.5	3.7	7.2	5.3	-	61.3	
		1B	M	22.9	13.2	7.0	12.5	10.3	5.5	15.1	4.5	-	91.1	
			F	35.5	13.4	6.4	14.3	11.3	6.1	12.9	7.5	-	107.4	
		2	M	58.4	26.6	13.4	26.9	21.6	11.5	28.0	12.0	-	198.4	
			F	-	-	-	-	-	-	-	-	-	0.1	
	644	1A	M	-	-	-	-	-	-	-	-	-	0.1	
			F	-	-	-	-	-	-	-	-	-	0.1	
		1B	M	0.1	0.0	-	0.0	0.0	-	0.0	0.0	-	0.1	
			F	0.1	-	-	0.0	0.0	-	-	-	-	0.2	
		2	M	0.1	0.0	0.0	0.1	0.1	-	0.0	0.0	-	0.4	
			F	0.1	0.0	-	0.1	0.0	-	-	-	-	0.2	
3	M	0.1	0.0	-	0.1	0.1	-	0.0	0.0	-	0.4			
	F	0.1	0.0	-	0.1	0.1	-	-	-	-	0.2			
4	M	0.1	0.0	-	0.1	0.1	-	0.1	0.0	-	0.4			
	F	0.2	0.1	0.0	0.1	0.2	-	0.1	0.0	-	0.7			
5	M	0.1	0.0	0.0	0.1	0.1	0.1	0.2	0.1	-	1.0			
	F	0.3	0.2	0.1	0.1	0.2	0.1	0.2	0.1	-	1.2			
T	M	0.1	0.2	0.0	0.1	0.1	0.0	0.1	0.0	-	0.6			
	F	0.1	0.2	0.1	0.1	0.1	0.0	0.1	0.1	-	0.7			
MEDICAL GOODS, COSMETICS, CLEANING.MAT.	644	1A	M	0.3	0.2	0.1	0.2	0.2	0.0	0.2	0.1	-	1.1	
			F	0.6	0.4	0.1	0.3	0.4	0.1	0.3	0.2	-	2.4	
		1B	M	0.9	0.6	0.2	0.4	0.6	0.1	0.5	0.3	-	3.6	
			F	0.1	-	-	-	-	-	-	-	-	0.2	
		2	M	0.0	-	-	0.0	-	-	-	-	-	0.1	
			F	0.1	0.1	-	0.0	-	-	-	-	-	0.2	
	3	M	0.2	0.1	0.0	-	-	0.0	-	-	-	0.3		
		F	0.1	0.1	0.0	0.1	0.1	0.1	0.0	0.1	-	0.8		
	4	M	0.3	0.3	0.0	0.1	0.0	0.1	0.0	0.1	-	0.8		
		F	0.4	0.1	0.0	0.0	0.0	0.0	-	-	-	0.6		
	5	M	0.7	0.3	0.1	0.1	0.1	0.1	0.0	0.1	-	1.5		
		F	0.1	0.0	0.0	0.1	0.1	0.1	0.0	-	-	0.4		
T	M	0.2	0.1	0.0	0.0	0.2	0.1	0.1	-	-	0.7			
	F	0.4	0.1	0.1	0.1	0.3	0.1	0.1	-	-	1.1			
4	M	0.3	0.2	0.1	0.1	0.0	0.1	0.1	0.2	-	1.1			
	F	9.7	0.1	0.1	0.1	0.1	0.1	0.1	0.1	-	1.5			
5	M	1.0	0.3	0.2	0.2	0.2	0.2	0.2	0.3	-	2.6			
	F	0.2	0.1	-	0.0	-	0.0	0.0	-	-	0.4			
T	M	0.4	0.2	0.1	0.0	-	0.0	0.1	-	-	0.8			
	F	0.5	0.2	0.1	0.1	-	0.1	0.1	0.0	-	1.2			
T	M	1.1	0.7	0.2	0.3	0.2	0.3	0.2	0.3	-	3.2			
	F	1.9	0.4	0.3	0.2	0.4	0.3	0.2	0.1	-	3.8			
												7.1		

TAB.E1

SALARIES SELON L ACTIVITE, LE SEXE,  
LA QUALIFICATION, LA REGION ET LE  
REGIME DE TRAVAIL  
REGIME DE TRAVAIL: TEMPS PLEIN

REGION										SEXE	QUALIFICATION	NACE	ACTIVITE	
REGION PARI- SIENNE	BASSIN PARISIEN	NORD	EST	OUEST	SUD OUEST	CENTRE EST	MEDI- TERRA- NEE	(*)	TOTAL					
34.0	14.0	5.0	8.0	10.6	9.2	8.1	9.3	-	100.0	M	1A	61	COMMERCE DE GROS	
30.3	13.0	5.3	8.4	8.5	14.5	8.0	12.2	-	100.0	F				
34.0	14.0	5.0	8.1	10.5	8.5	8.0	8.5	-	100.0	T				
34.7	8.7	4.3	6.5	5.9	5.4	8.3	5.2	-	100.0	M	1B			
84.0	7.2	5.0	4.5	4.5	5.7	4.7	3.6	-	100.0	F				
55.7	8.4	4.3	6.3	5.8	5.4	8.0	5.1	-	100.0	T				
40.7	11.0	4.0	5.5	8.1	6.4	8.0	6.6	-	100.0	M	2			
97.8	10.7	3.2	3.8	7.1	6.6	5.7	5.6	-	100.0	F				
40.7	11.0	4.7	5.3	8.0	6.4	8.5	6.5	-	100.0	T				
31.0	10.0	6.9	7.5	11.4	7.1	10.6	7.1	-	100.0	M	3			
53.3	8.0	4.7	6.2	7.1	6.0	6.2	5.0	-	100.0	F				
30.2	14.7	6.2	7.1	10.1	7.3	8.9	6.5	-	100.0	T				
20.4	14.0	7.3	8.1	14.1	6.3	8.6	8.1	-	100.0	M	4			
33.3	14.0	5.1	7.2	10.3	6.5	8.1	6.5	-	100.0	F				
32.3	16.2	8.5	7.0	12.8	8.8	8.4	7.6	-	100.0	T				
20.4	17.6	8.1	7.0	14.1	8.6	10.5	7.5	-	100.0	M	5			
25.4	15.3	6.6	7.8	13.6	10.2	8.3	8.8	-	100.0	F				
35.0	18.0	7.5	7.3	13.9	8.2	8.6	8.0	-	100.0	T				
35.0	15.2	6.8	7.2	11.8	7.7	9.3	7.4	-	100.0	M	T			
40.5	15.6	5.3	6.9	10.3	8.5	7.9	8.8	-	100.0	F				
38.0	14.0	6.2	7.1	11.3	7.0	8.0	7.2	-	100.0	T				
33.3	11.4	8.3	8.6	8.6	-	13.8	9.7	-	100.0	M	1A	641/642		PR. ALIMENTAIRES, BOISSONS, TABAC
32.3	12.4	8.2	8.8	8.8	-	12.6	8.0	-	100.0	F				
38.0	18.9	3.4	10.5	8.4	4.1	15.8	3.2	-	100.0	T				
65.5	-	-	-	-	-	-	-	-	100.0	M	1B			
30.0	17.6	3.1	8.8	8.2	3.9	14.4	3.3	-	100.0	F				
22.5	13.4	10.3	14.0	12.0	4.6	19.3	3.9	-	100.0	T	2			
20.0	10.3	15.5	11.0	9.1	3.9	18.9	3.4	-	100.0	M				
24.5	12.6	11.7	13.2	11.3	4.4	18.6	3.8	-	100.0	F				
23.1	16.2	4.9	16.2	13.7	7.7	21.7	2.4	-	100.0	T	3			
54.1	7.7	2.2	9.5	8.0	8.4	10.8	3.5	-	100.0	M				
30.3	9.0	3.5	12.9	9.9	7.1	18.2	3.0	-	100.0	F				
23.2	17.4	7.9	14.0	9.6	6.4	14.9	6.5	-	100.0	T	4			
53.1	16.0	4.7	11.5	10.8	5.4	12.9	5.6	-	100.0	M				
20.0	16.0	8.1	12.5	10.3	5.8	13.7	6.0	-	100.0	F				
20.7	12.7	7.8	12.6	13.0	6.2	13.8	5.3	-	100.0	T	5			
20.7	16.5	6.8	17.0	11.8	6.0	10.9	10.2	-	100.0	M				
27.3	11.2	7.1	15.7	12.2	6.1	11.8	8.7	-	100.0	F				
25.1	14.5	7.7	13.7	11.4	6.0	16.6	4.9	-	100.0	T				
53.1	12.5	5.9	13.4	10.5	5.7	12.0	7.0	-	100.0	M				
20.4	13.4	6.7	13.5	10.9	5.8	14.1	6.1	-	100.0	F	1A	643	PHARMACIES	
-	-	-	-	-	-	-	-	-	100.0	T				
-	22.0	-	-	-	-	26.8	-	-	100.0	M				
20.4	-	-	17.3	13.7	-	-	10.3	-	100.0	F	1B			
30.0	-	-	18.0	13.5	-	-	-	-	100.0	T				
27.7	10.2	7.8	17.8	13.8	-	8.7	12.1	-	100.0	M	2			
20.1	-	-	34.4	12.0	-	-	-	-	100.0	F				
32.0	13.1	-	-	19.7	-	-	-	-	100.0	T				
20.7	13.0	-	25.6	15.4	-	11.1	5.3	-	100.0	M	3			
33.4	10.0	-	-	20.8	-	-	-	-	100.0	F				
32.3	11.3	-	14.0	23.6	-	13.2	-	-	100.0	T				
32.7	11.1	-	12.8	22.6	-	12.4	5.9	-	100.0	M	4			
20.7	17.4	13.7	-	11.9	-	21.2	-	-	100.0	F				
20.0	15.1	-	5.0	15.2	6.4	17.4	13.8	-	100.0	T				
20.1	15.5	4.4	4.8	14.6	5.9	18.1	11.8	-	100.0	M	5			
-	17.0	16.7	-	-	-	-	-	-	100.0	F				
13.2	20.0	4.8	15.6	16.4	6.0	8.6	8.4	-	100.0	T				
11.7	25.0	7.4	15.8	14.8	5.3	10.8	8.8	-	100.0	M				
24.3	14.4	6.7	15.5	13.6	2.4	14.9	8.2	-	100.0	F	T			
24.1	17.0	3.2	18.7	17.5	4.5	13.6	9.5	-	100.0	T				
24.1	18.1	4.3	12.3	16.3	3.8	14.0	9.1	-	100.0	M	1A	644		ART. MEDICAUX, PRODUITS D'ENTRETIEN
34.4	-	-	-	-	-	-	-	-	100.0	F				
84.4	-	-	-	-	-	-	-	-	100.0	T				
41.0	-	-	13.2	-	-	-	-	-	100.0	M				
50.3	16.8	-	-	-	-	-	-	-	100.0	F	1B			
70.0	-	-	-	-	-	-	-	-	100.0	T				
61.8	14.4	8.2	-	-	5.4	-	-	-	100.0	M				
31.8	30.0	5.5	6.6	3.1	7.4	3.6	11.4	-	100.0	F	2			
60.6	10.0	6.2	-	-	6.2	-	-	-	100.0	T				
47.0	22.1	5.8	4.5	4.4	5.8	3.0	6.7	-	100.0	M				
20.2	10.0	9.6	12.3	12.4	18.2	10.0	-	-	100.0	F	3			
35.0	0.7	-	5.7	33.0	9.1	-	-	-	100.0	T				
32.8	0.2	6.2	8.2	25.2	11.8	5.9	-	-	100.0	M	4			
20.0	10.4	7.5	8.4	4.1	6.3	9.1	20.2	-	100.0	F				
45.0	8.5	9.5	8.0	7.3	8.6	6.1	5.2	-	100.0	T				
37.6	12.7	8.7	8.7	5.9	7.6	7.3	11.5	-	100.0	M				
30.0	22.1	-	12.0	-	11.6	7.7	-	-	100.0	F	5			
40.7	19.2	13.5	5.4	-	3.3	7.3	-	-	100.0	T				
44.4	20.2	9.8	7.6	-	6.1	7.5	2.3	-	100.0	M				
33.3	20.2	7.8	8.9	4.7	8.6	6.8	10.6	-	100.0	F	T			
40.7	11.1	8.8	8.3	10.0	6.7	5.8	2.8	-	100.0	T				
41.6	15.2	8.0	7.5	8.0	7.6	5.8	8.3	-	100.0	M				

TAB.E1

EMPLOYEES ACCORDING TO ACTIVITY, SEX, QUALIFICATION, REGION AND TYPE OF EMPLOYMENT

(THOUSANDS)		TYPE OF EMPLOYMENT: FULL-TIME										(MILLIERS)			
ACTIVITY	NACE	QUALIFICATION	SEX	REGION											
				REGION PARI- SIENNE	BASSIN PARISIEN	NORD	EST	QUEST	SUD QUEST	CENTRE EST	MEDI- TERRA- NEE	(*)	TOTAL		
CLOTHING	645	1A	M	0.2	0.2	0.1	0.2	0.1	0.1	0.1	0.1	0.1	0.1	-	1.1
			F	0.2	0.2	0.1	0.2	0.1	0.1	0.1	0.1	0.1	0.1	-	0.2
		1B	M	0.3	0.1	0.2	0.2	0.1	0.2	0.1	0.1	0.3	0.1	-	1.3
			F	0.2	0.1	0.1	0.1	0.1	0.1	0.1	0.1	0.1	0.1	-	1.3
		2	M	0.5	0.2	0.3	0.3	0.2	0.2	0.1	0.3	0.1	0.1	-	0.6
			F	0.6	0.2	0.2	0.1	0.1	0.2	0.1	0.2	0.2	0.1	-	1.9
		3	M	0.7	0.3	0.3	0.2	0.2	0.1	0.2	0.1	0.2	0.1	-	1.7
			F	1.3	0.4	0.6	0.3	0.3	0.3	0.3	0.3	0.3	0.1	-	1.9
		4	M	0.5	0.2	0.3	0.1	0.1	0.2	0.1	0.2	0.1	0.1	-	1.6
			F	1.2	0.4	0.4	0.3	0.3	0.2	0.3	0.3	0.3	0.1	-	3.0
		5	M	1.7	0.5	0.7	0.4	0.4	0.4	0.4	0.4	0.4	0.2	-	4.7
			F	0.6	0.5	0.6	0.3	0.3	0.3	0.3	0.3	0.2	0.2	-	3.0
	T	M	2.6	1.6	2.3	1.5	1.6	1.3	1.3	1.3	0.7	0.7	-	13.0	
		F	3.1	2.1	2.9	1.8	1.9	1.7	1.6	1.6	0.9	0.9	-	16.0	
	FOOTWEAR, LEATHER GOODS	646	1A	M	0.3	0.1	0.5	0.2	0.1	0.1	0.2	0.1	0.1	-	1.6
				F	1.2	0.8	2.0	1.0	0.9	0.6	0.9	0.3	0.3	-	7.7
			1B	M	1.5	0.9	2.5	1.2	1.1	0.7	1.0	0.4	0.4	-	9.3
				F	2.5	1.2	2.0	1.1	0.8	1.0	1.1	0.6	0.6	-	10.3
			2	M	5.9	3.2	5.1	3.1	3.1	2.3	2.7	1.3	1.3	-	26.5
				F	8.4	4.4	7.0	4.2	3.9	3.3	3.7	1.9	1.9	-	36.8
		3	M	0.1	0.0	0.0	0.0	0.0	0.0	0.0	0.0	0.0	-	0.3	
			F	0.0	0.1	0.0	0.0	0.0	0.0	0.0	0.0	0.0	-	0.1	
		4	M	0.2	0.1	0.0	0.0	0.1	0.0	0.0	0.0	0.0	-	0.4	
			F	0.2	0.1	0.0	0.0	0.1	0.0	0.0	0.0	0.0	-	0.6	
5		M	0.4	0.2	0.0	0.0	0.1	0.1	0.0	0.0	0.0	-	0.2		
		F	0.2	0.0	0.0	0.0	0.1	0.1	0.0	0.0	0.0	-	0.8		
T	M	0.3	0.0	0.0	0.0	0.1	0.1	0.0	0.0	0.0	-	0.4			
	F	0.6	0.1	0.1	0.1	0.2	0.1	0.0	0.0	0.0	-	0.7			
FURN. FABRICS, HOUSEHOLD TEXTILES	647	1A	M	0.0	0.0	0.0	0.0	0.0	0.0	0.0	0.0	-	0.1		
			F	0.0	0.0	0.0	0.0	0.0	0.0	0.0	0.0	0.0	-	0.0	
		1B	M	0.1	0.0	0.0	0.0	0.0	0.0	0.0	0.0	0.0	-	0.1	
			F	0.0	0.0	0.0	0.0	0.0	0.0	0.0	0.0	0.0	-	0.2	
		2	M	0.1	0.0	0.0	0.1	0.0	0.0	0.0	0.0	0.0	-	0.2	
			F	0.0	0.0	0.0	0.0	0.0	0.0	0.0	0.0	0.0	-	0.1	
	3	M	0.1	0.0	0.0	0.1	0.0	0.0	0.0	0.0	0.0	-	0.3		
		F	0.1	0.0	0.0	0.1	0.0	0.0	0.0	0.0	0.0	-	0.2		
	4	M	0.1	0.1	0.0	0.2	0.0	0.0	0.1	0.0	0.1	-	0.4		
		F	0.3	0.0	0.0	0.1	0.1	0.0	0.1	0.0	0.0	-	0.6		
	5	M	0.4	0.1	0.1	0.2	0.1	0.1	0.1	0.0	0.0	-	1.0		
		F	0.7	0.2	0.1	0.3	0.1	0.1	0.1	0.1	0.1	-	1.6		
T	M	0.1	0.0	0.0	0.0	0.0	0.0	0.0	0.0	0.0	-	0.1			
	F	0.2	0.0	0.1	0.1	0.0	0.0	0.0	0.0	0.0	-	0.4			
HOUSEHOLD FITMENTS, APPLIANCES	648/649	1A	M	0.2	0.0	0.1	0.1	0.0	0.0	0.0	0.0	-	0.5		
			F	0.6	0.1	0.1	0.3	0.0	0.1	0.2	0.0	0.0	-	1.4	
		1B	M	0.7	0.2	0.2	0.4	0.1	0.1	0.1	0.1	0.1	-	1.8	
			F	1.3	0.3	0.2	0.7	0.1	0.1	0.2	0.1	0.1	-	3.2	
		2	M	0.4	0.4	0.2	0.2	0.2	0.1	0.1	0.1	0.2	-	1.6	
			F	0.4	0.1	0.2	0.2	0.2	0.1	0.1	0.2	0.2	-	0.2	
	3	M	0.8	0.5	0.1	0.2	0.3	0.2	0.2	0.2	0.2	-	1.8		
		F	0.2	0.1	0.0	0.1	0.1	0.1	0.1	0.1	0.1	-	0.6		
	4	M	1.0	0.6	0.2	0.3	0.3	0.3	0.3	0.3	0.2	-	3.1		
		F	1.9	0.7	0.4	0.5	0.5	0.4	0.5	0.6	0.6	-	5.6		
	5	M	0.6	0.3	0.5	0.1	0.1	0.1	0.1	0.1	0.1	-	1.3		
		F	2.5	0.9	0.5	0.8	0.6	0.4	0.6	0.7	0.7	-	6.9		
T	M	1.3	0.9	0.7	0.8	0.7	0.7	0.5	0.4	0.4	-	6.0			
	F	1.1	0.5	0.2	0.3	0.3	0.1	0.3	0.3	0.3	-	3.0			
4	M	2.4	1.4	0.9	1.0	1.0	0.8	0.8	0.8	0.7	-	9.1			
	F	4.1	3.1	1.7	1.9	1.5	1.8	1.4	1.6	1.6	-	17.2			
5	M	2.2	1.4	0.5	0.8	0.8	0.8	0.5	0.5	0.5	-	7.6			
	F	6.4	4.5	2.1	2.8	2.3	2.6	1.9	2.2	2.2	-	24.8			
T	M	1.4	1.0	0.6	0.5	0.5	0.5	0.6	0.7	0.7	-	6.0			
	F	1.1	0.9	0.4	0.5	0.4	0.3	0.3	0.5	0.5	-	4.4			
T	M	2.4	1.9	0.9	1.2	0.9	0.9	1.0	1.2	1.2	-	10.4			
	F	9.8	6.6	3.7	4.4	3.7	3.7	3.4	3.7	3.7	-	38.9			
T	M	5.3	3.1	1.1	1.8	1.7	1.4	1.3	1.4	1.4	-	17.2			
	F	15.1	9.7	4.8	6.1	5.4	5.1	4.7	5.2	5.2	-	56.1			



TAB.E1

SALARIES SELON L ACTIVITE, LE SEXE,  
LA QUALIFICATION, LA REGION ET LE  
REGIME DE TRAVAIL

REGIME DE TRAVAIL: TEMPS PLEIN

(%) (2)

REGION										SEXE	QUALIFICATION	NACE	ACTIVITE
REGION PARI- SIENNE	BASSIN PARISIEN	NORD	FST	OUEST	SUD OUEST	CENTRE EST	MEDI- TERRA- NEE	(*)	TOTAL				
10.0	17.4	8.0	15.0	12.1	11.0	8.3	7.0	-	100.0	M	1A	645	ARTICLES D HABILLEMENT
10.3	17.0	7.3	21.5	11.2	12.0	8.6	8.7	-	100.0	F	1A	645	
21.1	10.0	10.0	10.0	14.5	7.0	20.2	-	-	100.0	T	1B	645	
30.2	-	14.2	10.3	0.0	10.0	-	-	-	100.0	M	2	645	
20.0	0.5	10.1	13.2	8.4	4.7	17.4	4.4	-	100.0	F	2	645	
30.0	0.4	14.2	7.7	4.3	12.0	11.6	3.0	-	100.0	M	3	645	
35.7	12.0	10.7	0.2	0.7	5.1	7.0	-	-	100.0	F	3	645	
30.2	11.3	15.0	8.5	7.2	0.3	0.6	3.3	-	100.0	T	3	645	
31.0	10.0	21.5	0.0	5.1	10.0	6.7	7.1	-	100.0	M	4	645	
30.7	12.2	11.7	0.3	0.6	6.7	0.7	4.1	-	100.0	F	4	645	
30.3	11.5	15.0	7.0	0.1	0.1	0.0	5.2	-	100.0	M	5	645	
10.4	15.0	20.0	0.1	0.0	11.1	0.0	7.0	-	100.0	T	5	645	
10.7	12.6	17.0	11.0	12.0	10.3	9.0	5.3	-	100.0	M	1A	646	
10.7	13.2	10.1	11.3	11.0	10.4	9.7	5.6	-	100.0	F	1A	646	
21.1	6.4	31.5	11.5	7.4	0.7	0.0	3.5	-	100.0	M	1B	646	
15.5	10.7	25.7	13.4	12.2	7.2	11.1	4.3	-	100.0	T	2	646	
16.4	10.0	20.7	13.1	11.4	7.5	10.0	4.2	-	100.0	M	2	646	
24.7	11.0	10.2	10.3	7.5	10.0	10.5	5.7	-	100.0	F	3	646	
22.2	11.0	10.1	11.7	11.0	8.5	10.0	4.0	-	100.0	M	3	646	
22.0	11.0	10.1	11.3	10.0	0.0	10.1	5.0	-	100.0	T	4	646	
33.7	15.1	7.0	10.6	0.3	0.7	0.0	7.0	-	100.0	M	5	646	
34.7	-	-	-	-	-	-	-	-	100.0	F	5	646	
33.0	14.2	0.1	10.7	7.7	10.0	0.3	0.3	-	100.0	M	1A	647	
40.5	21.2	-	4.3	10.5	0.0	3.0	-	-	100.0	F	1A	647	
07.4	10.0	-	-	-	-	-	-	-	100.0	M	1B	647	
40.5	10.0	-	4.5	13.5	7.0	2.0	-	-	100.0	F	2	647	
57.3	7.5	0.3	-	0.1	10.0	-	-	-	100.0	M	2	647	
46.0	0.0	3.0	0.0	20.1	0.5	4.7	3.3	-	100.0	T	3	647	
50.0	0.0	4.0	5.7	15.5	0.4	4.2	3.1	-	100.0	M	3	647	
30.1	20.4	-	-	-	-	-	-	-	100.0	F	4	647	
40.7	10.1	7.0	0.1	0.0	14.0	4.1	5.0	-	100.0	M	4	647	
40.4	11.0	7.0	0.5	0.0	13.2	4.2	5.7	-	100.0	F	5	647	
30.0	10.0	-	5.0	17.1	7.0	5.2	-	-	100.0	M	5	647	
30.0	13.0	5.0	0.0	16.0	0.0	5.7	4.3	-	100.0	T	1A	648/640	
30.1	14.3	5.0	0.4	16.0	7.0	5.0	4.1	-	100.0	M	1A	648/640	
05.0	7.3	-	5.7	13.7	-	-	-	-	100.0	F	1A	648/640	
30.4	10.0	7.0	0.0	4.0	0.0	4.3	7.4	-	100.0	M	1B	648/640	
43.4	15.4	7.3	0.3	4.0	10.4	3.0	6.0	-	100.0	F	1B	648/640	
46.0	14.0	4.5	4.6	12.0	0.0	4.3	3.2	-	100.0	M	2	648/640	
40.5	13.7	0.2	0.0	12.0	0.7	4.0	5.3	-	100.0	T	3	648/640	
41.0	13.0	5.0	7.0	12.0	0.0	4.7	4.0	-	100.0	M	3	648/640	
30.2	-	-	-	-	-	-	-	-	100.0	F	4	648/640	
31.2	10.3	-	10.1	-	-	-	-	-	100.0	M	4	648/640	
46.2	-	-	30.4	-	-	-	-	-	100.0	T	5	648/640	
40.2	-	-	-	-	-	-	-	-	100.0	M	5	648/640	
44.0	-	-	32.2	-	-	0.0	-	-	100.0	F	1A	649	
46.1	9.2	-	20.0	-	-	-	-	-	100.0	M	1A	649	
34.4	10.0	-	34.0	-	-	-	-	-	100.0	T	2	649	
42.0	12.5	-	30.0	-	-	7.7	-	-	100.0	M	2	649	
27.7	13.3	-	20.2	-	-	21.0	-	-	100.0	F	3	649	
33.1	11.3	-	42.0	-	-	-	-	-	100.0	M	3	649	
30.5	12.3	4.0	35.0	-	-	12.7	-	-	100.0	T	4	649	
50.0	0.3	4.4	14.1	-	5.3	0.0	5.3	-	100.0	M	4	649	
40.5	11.0	0.4	10.1	0.0	7.0	4.5	3.0	-	100.0	F	5	649	
44.4	10.4	5.0	17.2	4.0	0.0	0.5	4.5	-	100.0	M	5	649	
41.4	-	15.0	10.1	-	-	-	-	-	100.0	T	1A	650	
40.5	7.1	20.0	10.0	-	-	-	5.0	-	100.0	M	1A	650	
40.7	7.0	10.0	10.4	-	-	-	5.3	-	100.0	F	1A	650	
43.6	0.0	5.4	20.7	2.1	3.0	11.2	3.3	-	100.0	T	2	650	
30.1	11.0	0.1	24.0	3.0	4.0	4.4	3.7	-	100.0	M	2	650	
41.1	10.5	7.5	22.5	3.0	4.4	7.4	3.5	-	100.0	F	3	650	
22.0	21.0	11.0	11.0	11.1	7.0	5.2	0.3	-	100.0	M	3	650	
27.5	-	-	-	-	-	-	-	-	100.0	T	4	650	
22.2	22.4	10.5	11.5	11.4	0.0	5.3	0.0	-	100.0	M	4	650	
32.2	17.0	4.0	0.0	10.5	0.0	9.0	7.0	-	100.0	F	5	650	
34.7	17.5	-	-	10.2	-	11.1	-	-	100.0	M	5	650	
32.7	17.7	5.7	0.0	10.4	0.4	0.3	7.0	-	100.0	T	1A	651	
34.0	11.0	7.0	0.7	0.0	7.0	0.0	10.0	-	100.0	M	1A	651	
44.0	10.0	-	7.2	0.7	-	0.5	0.2	-	100.0	F	2	651	
30.0	13.3	0.7	0.2	0.0	0.2	0.1	0.0	-	100.0	M	2	651	
21.0	15.0	12.0	12.0	11.0	11.4	0.2	7.2	-	100.0	T	3	651	
37.0	15.0	7.2	0.5	9.4	4.0	10.1	0.2	-	100.0	M	3	651	
20.0	15.5	10.4	10.7	11.0	0.2	0.0	7.0	-	100.0	F	4	651	
23.0	10.2	0.7	11.2	0.7	10.5	0.4	0.5	-	100.0	M	4	651	
20.0	10.1	5.0	11.0	10.4	10.5	0.5	7.2	-	100.0	T	5	651	
25.0	10.1	0.5	11.4	0.2	10.5	7.0	0.0	-	100.0	M	5	651	
22.7	10.0	0.4	11.7	0.4	0.7	10.4	11.0	-	100.0	F	5	651	
23.0	20.4	0.1	11.0	0.7	7.0	7.5	11.1	-	100.0	M	1A	652	
23.2	10.4	0.0	11.0	0.0	0.3	0.2	11.5	-	100.0	F	1A	652	
23.3	10.0	0.5	11.2	0.4	0.0	0.7	0.0	-	100.0	T	2	652	
30.7	10.3	0.5	10.3	0.0	0.0	7.0	0.4	-	100.0	M	2	652	
27.0	17.3	0.0	10.0	0.5	0.1	0.4	0.2	-	100.0	F	2	652	

TAB.E1

EMPLOYEES ACCORDING TO ACTIVITY, SEX, QUALIFICATION, REGION AND TYPE OF EMPLOYEMENT

(THOUSANDS)		TYPE OF EMPLOYEMENT: FULL-TIME										(MILLIERS)					
ACTIVITY	NACE	Q U A L I F I C A T I O N	S E X	REGION													
				REGI ON PARI- SIENNE	BASSIN PARISIEN	NORD	EST	QUEST	SUD - QUEST	CENTRE - EST	MEDI- TERRA- NEE	(*)	TOTAL				
BOOKS, NEWSPRS., STATIONERY, OFFICE SUPPS.	653	1A	M	0.2	0.1	.	0.0	0.0	0.0	0.0	0.1	0.0	-	0.4			
			F	0.0	0.0	.	.	.	.	.	.	.	.	0.1			
			T	0.2	0.1	.	0.0	0.0	0.0	0.0	0.1	0.0	.	.	0.5		
			M	0.4	0.1	0.0	0.0	0.0	0.0	0.0	0.0	0.0	.	.	0.6		
			F	0.2	0.0	.	.	.	.	.	.	.	.	.	0.3		
			T	0.6	0.1	0.0	0.0	0.1	0.0	0.0	0.0	0.0	.	.	0.9		
			M	1.9	0.1	0.0	0.1	0.1	0.0	0.1	0.1	0.1	.	.	2.4		
			F	2.0	0.1	.	0.0	0.0	0.0	0.0	0.0	0.0	.	.	2.2		
			T	3.9	0.2	0.0	0.1	0.1	0.1	0.1	0.2	0.1	.	.	4.6		
			M	0.2	0.1	.	0.0	0.1	0.0	0.1	0.1	0.1	.	.	0.6		
			F	0.5	0.1	.	0.0	0.0	0.0	0.1	0.1	0.0	.	.	0.8		
			T	0.7	0.2	.	0.1	0.1	0.1	0.1	0.2	0.1	.	.	1.5		
			M	0.8	0.3	0.1	0.1	0.1	0.1	0.1	0.2	0.2	.	.	1.8		
			F	1.3	0.5	0.1	0.2	0.3	0.2	0.2	0.2	0.2	.	.	2.9		
			T	2.1	0.8	0.2	0.3	0.3	0.3	0.4	0.4	0.4	.	.	4.8		
			M	0.4	0.2	0.1	0.1	0.1	0.1	0.0	0.1	0.1	.	.	0.9		
			F	0.6	0.3	0.1	0.2	0.2	0.1	0.2	0.1	0.1	.	.	1.7		
			T	1.0	0.4	0.2	0.2	0.3	0.1	0.2	0.2	0.2	.	.	2.6		
			M	3.9	0.9	0.2	0.3	0.3	0.2	0.6	0.5	0.5	.	.	7.0		
			F	4.6	1.0	0.2	0.5	0.6	0.3	0.5	0.4	0.4	.	.	8.0		
			T	8.5	1.9	0.4	0.8	0.9	0.6	1.1	0.8	0.8	.	.	15.0		
			OTHER RETAIL DISTRIBUTION	654/655	1A	M	0.1	0.1	0.1	0.1	0.0	0.1	0.1	0.1	.	.	0.7
						F	.	.	.	.	.	.	.	.	.	.	0.1
						T	0.2	0.2	0.1	0.1	0.0	0.1	0.1	0.1	0.1	.	.
M	0.2	0.2				.	0.1	.	.	.	0.1	0.0	.	.	0.6		
F	0.1	0.0				.	.	.	.	.	.	.	.	.	0.2		
T	0.3	0.2				0.0	0.1	.	0.0	0.1	0.1	0.1	.	.	0.8		
M	0.3	0.1				.	0.1	0.1	0.1	0.1	0.1	0.1	.	.	0.9		
F	0.1	0.0				.	0.0	0.1	0.1	0.1	0.0	0.0	.	.	0.4		
T	0.4	0.2				0.0	0.1	0.2	0.2	0.1	0.1	0.1	.	.	1.3		
M	0.3	0.2				0.1	0.1	0.1	0.1	0.1	0.1	0.1	.	.	1.1		
F	0.3	0.2				0.1	0.1	0.1	0.2	0.1	0.1	0.1	.	.	1.0		
T	0.6	0.4				0.1	0.2	0.1	0.3	0.1	0.2	0.2	.	.	2.0		
M	0.7	0.6				0.3	0.5	0.3	0.3	0.3	0.4	0.4	.	.	3.4		
F	0.7	0.5				0.3	0.3	0.2	0.3	0.2	0.2	0.2	.	.	2.5		
T	1.4	1.0				0.6	0.8	0.5	0.6	0.5	0.6	0.6	.	.	6.0		
M	0.4	0.3				0.2	0.1	0.2	0.2	0.1	0.2	0.1	.	.	1.6		
F	0.5	0.3				0.1	0.2	0.1	0.3	0.1	0.1	0.1	.	.	1.6		
T	0.8	0.6				0.3	0.3	0.3	0.4	0.1	0.3	0.3	.	.	3.2		
M	2.1	1.5				0.7	1.0	0.7	0.8	0.6	0.9	0.9	.	.	8.3		
F	1.6	1.1				0.5	0.6	0.5	0.8	0.3	0.5	0.5	.	.	5.8		
T	3.7	2.6				1.2	1.6	1.2	1.6	1.0	1.3	1.3	.	.	14.1		
VARIOUS NON-FOOD PRODUCTS	656	1A				M	0.5	.	.	.	0.1	.	.	.	.	.	0.8
						F	0.1	.	.	.	.	.	.	.	.	.	0.1
						T	0.6	.	.	.	0.1	.	.	.	.	.	0.9
			M	2.1	0.2	0.2	0.1	0.1	.	.	0.2	.	.	2.9			
			F	1.7	.	.	0.1	.	.	.	0.1	.	.	2.3			
			T	3.8	0.2	0.2	0.2	0.2	.	.	0.3	.	.	5.2			
			M	1.7	0.4	0.3	0.2	0.2	0.1	0.5	0.1	.	.	3.6			
			F	2.6	0.3	0.5	0.3	0.3	0.1	0.3	0.2	.	.	4.6			
			T	4.3	0.6	0.8	0.5	0.5	0.2	0.8	0.4	.	.	8.3			
			M	2.0	0.2	0.3	0.1	0.1	0.1	0.3	0.1	.	.	3.3			
			F	6.0	0.4	0.7	0.1	0.3	0.1	0.3	0.6	.	.	8.4			
			T	8.0	0.6	1.0	0.2	0.4	0.2	0.6	0.7	.	.	11.7			
			M	3.6	0.6	0.6	0.4	0.6	0.3	1.2	0.2	.	.	7.4			
			F	10.9	2.4	1.4	1.4	1.5	0.3	1.0	1.3	.	.	20.4			
			T	14.5	3.0	2.0	1.8	2.2	0.7	2.2	1.5	.	.	27.8			
			M	2.7	0.3	0.8	0.2	0.3	0.2	0.5	0.2	.	.	5.3			
			F	7.0	1.5	1.7	1.0	1.5	0.8	1.3	0.8	.	.	15.6			
			T	9.7	1.9	2.5	1.3	1.8	1.0	1.8	1.0	.	.	20.9			
			M	12.6	1.7	2.1	1.1	1.5	0.8	0.7	0.7	.	.	23.3			
			F	28.4	4.6	4.4	2.9	3.7	1.4	3.0	3.1	.	.	51.4			
			T	41.0	6.3	6.5	4.0	5.2	2.2	5.7	3.8	.	.	74.7			
			RETAIL TRADE	64/653- 656	1A	M	2.1	1.0	0.5	0.8	0.6	0.5	0.6	0.5	.	.	6.8
						F	0.3	0.2	0.1	0.1	0.1	0.1	0.1	0.1	.	.	1.2
						T	2.5	1.3	0.6	0.9	0.8	0.6	0.7	0.7	.	.	8.0
M	6.2	2.2				0.8	1.3	1.1	0.7	1.7	0.6	.	.	14.6			
F	3.3	0.4				0.2	0.3	0.3	0.2	0.3	0.3	.	.	5.4			
T	9.5	2.6				1.0	1.6	1.4	0.8	2.0	0.9	.	.	20.0			
M	11.6	4.4				3.1	4.0	3.4	1.9	5.2	1.8	.	.	35.4			
F	8.9	1.7				2.0	1.5	1.6	0.7	1.9	0.7	.	.	19.1			
T	20.4	6.1				5.2	5.5	5.0	2.6	7.1	2.5	.	.	54.4			
M	7.6	3.1				2.2	3.4	3.0	2.2	4.1	1.2	.	.	26.9			
F	16.8	2.6				1.7	2.2	2.1	1.7	2.4	1.6	.	.	31.2			
T	24.5	5.8				3.9	5.6	5.1	3.9	6.5	2.8	.	.	58.1			
M	18.1	11.1				5.9	7.9	6.1	5.1	8.5	5.1	.	.	67.7			
F	34.9	14.4				7.1	10.0	10.1	5.8	9.4	5.7	.	.	97.4			
T	53.1	25.4				13.0	17.9	16.2	11.0	17.8	10.8	.	.	165.2			
M	11.2	4.5				3.6	3.8	3.7	2.3	4.1	2.3	.	.	35.5			
F	23.1	9.0				7.5	10.6	8.4	4.8	7.5	6.4	.	.	77.4			
T	34.3	13.5				11.1	14.4	12.1	7.1	11.7	8.7	.	.	112.9			
M	56.9	26.3				16.2	21.2	18.0	12.7	24.2	11.5	.	.	186.9			
F	87.4	28.4				18.6	24.8	22.6	13.3	21.6	14.9	.	.	231.7			
T	144.3	54.8				34.8	46.0	40.6	26.0	45.8	26.4	.	.	418.6			

TAB.E1

SALARIES SELON L ACTIVITE, LE SEXE,  
LA QUALIFICATION, LA REGION ET LE  
REGIME DE TRAVAIL  
REGIME DE TRAVAIL: TEMPS PLEIN

(%)

(%)

REGION										SEXE	QUALIFICATION	NACE	ACTIVITE
REGION PARI- SIENNE	BASSIN PARISIEN	NORD	EST	OUEST	SUD OUEST	CENTRE EST	MEDI- TERRA- NEE	(*)	TOTAL				
37.8	15.8	.	8.8	7.2	5.9	12.2	8.6	-	100.0	M	1A	653	LIVRES, JOURN.,
34.5	24.9	.	.	.	.	.	.	-	100.0	F			PAPIER,
37.3	17.3	.	8.7	8.3	5.7	10.6	8.7	-	100.0	T			EQ. BUREAU
88.0	13.9	3.7	3.4	6.2	3.1	6.2	3.4	-	100.0	M	1B		
71.0	10.3	.	.	.	.	.	.	-	100.0	F			
83.5	12.0	3.1	2.6	6.3	2.8	5.2	3.5	-	100.0	F	2		
78.7	5.8	0.8	2.3	2.1	1.6	4.8	2.7	-	100.0	T			
88.1	2.8	.	2.0	2.1	1.1	1.8	1.8	-	100.0	F			
84.1	4.4	0.6	2.2	2.1	1.4	3.3	1.9	-	100.0	T			
27.7	18.0	.	7.3	8.8	3.8	10.5	13.1	-	100.0	M	3		
84.7	18.4	.	4.0	4.1	5.4	7.6	3.1	-	100.0	F			
49.0	13.6	.	5.4	6.4	4.0	12.2	7.3	-	100.0	T	4		
41.4	18.6	3.8	5.6	4.8	5.7	11.2	10.8	-	100.0	M			
44.0	17.0	2.9	6.4	8.0	8.6	6.7	5.8	-	100.0	F			
43.5	17.3	3.3	6.1	7.2	8.3	8.5	7.8	-	100.0	T			
47.8	18.0	7.0	5.8	7.4	.	5.2	6.9	-	100.0	M	5		
33.7	14.7	5.7	11.2	12.5	4.4	10.8	8.8	-	100.0	F			
38.6	15.9	6.1	9.3	10.7	3.6	8.8	8.8	-	100.0	T			
55.9	12.0	3.0	4.6	4.9	3.4	8.5	6.9	-	100.0	M	T		
57.5	12.1	2.5	5.8	7.2	4.3	6.1	4.4	-	100.0	F			
56.8	12.4	2.7	5.2	6.2	3.9	7.2	5.6	-	100.0	T			
21.5	17.8	8.4	16.8	5.0	10.2	9.8	11.0	-	100.0	M	1A	654/655	AUTRES COMMERCE DE DETAIL
22.0	18.3	7.6	15.4	4.5	12.1	8.2	11.0	-	100.0	F			
34.1	23.8	.	11.7	.	.	8.9	6.3	-	100.0	T	1B		
38.0	18.5	.	.	.	.	.	.	-	100.0	M			
38.7	22.8	5.5	10.5	.	5.9	8.6	6.8	-	100.0	F			
33.9	14.7	.	9.2	13.7	11.3	5.9	8.5	-	100.0	T	2		
28.8	11.2	.	10.7	15.3	14.1	.	7.8	-	100.0	M			
32.6	13.7	4.0	8.7	14.2	12.1	5.4	8.3	-	100.0	F			
27.6	20.7	8.1	10.7	6.0	12.4	7.0	7.4	-	100.0	T	3		
28.2	19.1	5.4	10.3	7.5	16.4	5.9	7.3	-	100.0	M			
27.9	28.0	6.8	10.5	6.7	14.3	6.5	7.4	-	100.0	F	4		
20.7	17.1	8.5	13.5	9.2	9.8	8.9	12.2	-	100.0	T			
28.5	16.0	11.4	11.4	8.0	11.2	8.4	7.1	-	100.0	M			
23.2	17.5	9.7	12.6	8.7	10.5	7.8	10.0	-	100.0	F	5		
23.6	17.7	11.8	8.3	11.6	8.5	5.2	12.3	-	100.0	T			
28.7	20.3	5.8	8.4	6.8	18.0	4.1	8.8	-	100.0	M			
28.2	18.0	8.8	8.8	9.2	12.8	4.6	10.5	-	100.0	F			
24.8	18.0	8.2	11.8	9.0	9.8	7.7	10.6	-	100.0	T			
28.0	18.7	8.3	16.4	7.7	13.8	5.4	7.7	-	100.0	M	T		
28.1	18.3	8.2	11.2	8.5	11.5	8.8	8.4	-	100.0	F	1A	656	PRODUITS DIVERS NON ALIMENT.
67.8	.	.	.	.	.	.	.	-	100.0	T			
62.8	.	.	.	.	.	.	.	-	100.0	M			
67.8	.	.	.	10.3	.	.	.	-	100.0	F			
71.1	5.8	5.8	4.1	4.0	.	5.3	.	-	100.0	T	1B		
78.6	.	.	2.9	.	.	3.5	7.4	-	100.0	M			
73.5	4.4	3.5	3.6	3.8	.	4.5	5.8	-	100.0	F			
47.8	8.8	8.8	6.7	6.7	3.3	13.8	3.5	-	100.0	T	2		
58.2	5.5	18.8	8.3	8.8	2.7	6.8	5.1	-	100.0	M			
52.1	7.5	9.8	8.5	8.8	3.0	9.8	4.4	-	100.0	F			
61.9	8.5	9.1	.	3.6	.	8.5	.	-	100.0	T	3		
71.2	4.2	8.5	1.8	3.2	1.2	3.2	6.9	-	100.0	M			
68.8	4.8	8.7	1.8	3.4	1.7	5.0	5.8	-	100.0	F			
48.2	7.5	7.5	5.2	8.4	4.4	15.7	3.1	-	100.0	T	4		
53.8	11.8	7.1	8.7	7.8	1.7	5.1	6.4	-	100.0	M			
52.2	10.7	7.2	6.3	7.8	2.4	7.9	5.5	-	100.0	F			
51.3	8.3	14.6	4.7	5.8	3.8	8.8	3.6	-	100.0	T	5		
45.1	9.8	10.8	8.7	8.4	4.8	8.2	5.2	-	100.0	M			
48.7	8.8	11.8	8.2	8.5	4.6	8.6	4.8	-	100.0	F			
54.2	7.1	8.1	4.6	6.4	3.5	11.7	3.2	-	100.0	T			
55.2	9.8	8.5	5.6	7.1	2.7	5.8	6.8	-	100.0	M			
54.8	8.4	8.7	5.4	6.8	3.0	7.6	5.2	-	100.0	F			
31.4	15.2	7.8	11.3	8.5	7.3	8.5	8.1	-	100.0	T	1A	64/653- 656	COMMERCE DE DETAIL
27.5	20.1	5.4	11.8	10.5	11.8	4.8	8.8	-	100.0	M			
38.8	15.8	7.4	11.3	9.6	8.0	8.8	8.2	-	100.0	F			
42.6	15.1	5.5	9.8	7.7	4.5	11.3	4.2	-	100.0	T	1B		
61.6	7.8	4.2	5.5	5.8	3.5	5.6	5.8	-	100.0	M			
47.7	13.2	5.1	8.1	7.2	4.2	8.8	4.7	-	100.0	F			
32.7	12.4	8.8	11.3	9.7	5.3	14.7	5.1	-	100.0	T	2		
48.6	8.1	18.8	8.1	8.2	3.7	18.8	3.7	-	100.0	M			
37.6	11.3	8.5	10.2	8.1	4.7	13.1	4.6	-	100.0	F			
28.5	11.7	8.1	12.8	11.1	8.3	15.3	4.3	-	100.0	T	3		
53.8	8.5	5.5	7.1	6.8	5.3	7.8	5.2	-	100.0	M			
42.1	18.8	8.7	8.7	8.8	6.7	11.2	4.8	-	100.0	F			
26.7	18.4	8.7	11.7	9.8	7.8	12.5	7.5	-	100.0	T	4		
35.8	14.7	7.3	10.3	10.3	8.8	8.6	5.8	-	100.0	M			
32.1	15.4	7.8	10.8	9.8	8.8	10.8	6.5	-	100.0	F			
31.5	12.6	10.2	10.7	18.4	8.5	11.8	8.4	-	100.0	T	5		
28.8	11.8	8.7	13.8	18.8	8.2	.	8.3	-	100.0	M			
38.4	11.8	8.8	12.7	18.7	6.3	18.3	7.7	-	100.0	F			
38.4	14.1	8.7	11.4	8.8	8.8	12.8	8.1	-	100.0	T			
37.7	12.3	8.8	18.7	8.8	5.8	8.3	6.4	-	100.0	M			
34.5	13.1	8.3	11.8	8.7	6.2	18.8	8.3	-	100.0	F			

TAB.E1

EMPLOYEES ACCORDING TO ACTIVITY, SEX, QUALIFICATION, REGION AND TYPE OF EMPLOYEMENT

(THOUSANDS)

TYPE OF EMPLOYEMENT: PART-TIME

(MILLIERS)

ACTIVITY	NACE	QUALIFICATION	SEX	REGION							(*)	TOTAL									
				REGION PARI-SIENNE	BASSIN PARISIEN	NORD	EST	QUEST	SUD-QUEST	CENTRE-EST			MEDI-TERRANEE								
AGRIC. PRIMARY PROD., LIVE-STOCK, TEXT.	611	1A	M	.	.	.	.	.	.	.	.	.	0.0								
			F	.	.	.	.	.	.	.	.	.	.	0.0							
		1B	M	.	.	.	.	.	.	.	.	.	.	0.0							
			F	.	.	.	.	.	.	.	.	.	.	0.0							
		2	M	0.0	.	.	.	.	.	.	.	.	.	0.1							
			F	0.0	.	.	.	.	.	.	.	.	.	0.1							
	3	M	.	.	.	.	.	.	.	.	.	.	0.0								
		F	.	.	.	.	.	.	.	.	.	.	0.1								
	4	M	0.1	0.1	0.0	.	.	.	.	.	.	.	0.2								
		F	0.0	0.0	.	.	0.0	.	.	.	.	.	0.2								
	5	M	0.1	0.1	0.1	.	0.0	.	.	.	.	.	0.4								
		F	0.1	0.1	.	.	0.1	.	.	.	.	.	0.3								
T	M	0.2	0.2	0.1	0.0	0.2	0.1	0.1	0.0	0.1	0.1	0.8									
	F	0.2	0.1	0.1	0.0	0.1	0.0	0.0	0.0	0.1	0.1	0.7									
FUELS, ORES, INDUSTRIAL CHEMICALS	612	1A	M	0.1	0.1	0.1	0.1	0.2	0.1	0.1	0.1	0.1	1.5								
			F	0.3	0.3	0.2	0.1	0.3	0.1	0.1	0.1	0.1	0.1								
		1B	M	.	.	.	.	.	.	.	.	.	.	0.1							
			F	.	.	.	.	.	.	.	.	.	.	0.1							
		2	M	.	.	.	.	.	.	.	.	.	.	0.1							
			F	.	.	.	.	.	.	.	.	.	.	0.1							
	3	M	.	.	.	.	.	.	.	.	.	.	0.1								
		F	0.1	.	.	.	.	.	.	.	.	.	0.1								
	4	M	0.1	.	.	0.2	.	.	.	.	0.1	.	0.4								
		F	0.1	.	.	.	.	.	.	.	.	.	0.2								
	5	M	0.2	.	0.2	.	.	.	.	0.1	.	.	0.6								
		F	0.4	.	.	.	.	.	.	0.1	.	.	0.6								
T	M	0.8	0.1	0.1	0.1	.	.	0.1	0.2	.	.	1.5									
	F	0.5	0.1	0.2	0.1	.	.	0.1	0.3	.	.	1.2									
TIMBER, BUILDING MATERIALS	613	1A	M	0.5	0.2	0.1	0.1	0.1	0.1	0.2	0.2	0.1	1.3								
			F	1.1	0.2	0.3	0.2	0.1	0.1	0.4	0.1	0.1	2.4								
		1B	M	.	.	.	.	.	.	.	.	.	.	0.1							
			F	.	.	.	.	.	.	.	.	.	.	0.0							
		2	M	.	.	.	.	.	.	.	.	.	.	0.1							
			F	.	.	.	.	.	.	.	.	.	.	0.1							
	3	M	.	.	.	.	.	.	.	.	.	.	0.1								
		F	.	.	.	.	.	.	.	.	.	.	0.0								
	4	M	.	.	.	.	0.1	.	.	.	.	.	0.1								
		F	0.1	0.0	.	.	.	.	.	.	.	.	0.2								
	5	M	0.1	0.1	.	0.1	.	0.0	.	0.0	.	.	0.4								
		F	0.0	0.1	0.0	0.1	.	.	0.0	0.0	.	.	0.3								
T	M	0.2	0.2	0.1	0.1	0.2	0.2	0.1	0.1	0.1	0.1	0.9									
	F	0.2	0.3	0.1	0.2	0.2	0.1	0.1	0.1	0.1	0.0	1.2									
MACHINERY, EQUIPMENTS, VEHICLES	614	1A	M	0.1	0.4	0.2	0.3	0.3	0.1	0.2	0.1	0.1	1.3								
			F	0.4	0.4	0.2	0.3	0.3	0.1	0.2	0.1	0.1	2.0								
		1B	M	0.1	.	.	.	.	.	.	.	.	.	0.2							
			F	0.1	.	.	.	.	.	.	.	.	.	0.1							
		2	M	0.1	.	.	.	.	.	.	.	.	.	0.1							
			F	0.1	.	.	.	.	.	.	.	.	.	0.3							
	3	M	0.0	.	.	.	.	.	.	.	.	.	0.1								
		F	0.2	.	.	.	.	.	.	.	.	.	0.3								
	4	M	0.1	0.0	.	.	.	.	.	.	.	.	0.1								
		F	0.1	0.0	.	.	.	.	.	.	.	.	0.2								
	5	M	0.1	0.1	.	0.1	.	.	.	.	.	.	0.3								
		F	0.2	0.1	0.0	0.1	0.1	0.0	0.1	0.1	0.0	0.1	0.8								
T	M	0.5	0.4	0.1	0.1	0.1	0.0	0.1	0.1	0.1	0.1	1.5									
	F	0.7	0.4	0.1	0.2	0.2	0.1	0.1	0.1	0.1	0.1	1.9									
T	M	0.6	0.1	0.1	0.2	0.1	0.1	0.1	0.1	0.0	0.0	1.3									
	F	0.9	0.5	0.1	0.2	0.2	0.1	0.1	0.1	0.2	0.2	2.3									
												1.4	0.6	0.2	0.4	0.3	0.2	0.2	0.2	0.2	3.6

TAB.E1

SALARIES SELON L ACTIVITE, LE SEXE,  
LA QUALIFICATION, LA REGION ET LE  
REGIME DE TRAVAIL

(%) REGIME DE TRAVAIL: TEMPS PARTIEL (%)

REGION										SEXE	QUALIFICATION	NACE	ACTIVITE
REGION PARI- SIENNE	BASSIN PARISIEN	NORD	EST	OUEST	SUD - OUEST	CENTRE - EST	MEDI- TERRA- NEE	(*)	TOTAL				
-	-	-	-	-	-	-	-	-	100.0	M	1A	011	MAT. PREM. AGR., ANIMAUX, TEXTILES
-	-	-	-	-	-	-	-	-	100.0	F	1A	011	
-	-	-	-	-	-	-	-	-	100.0	T	1A	011	
-	-	-	-	-	-	-	-	-	100.0	M	1B	011	
-	-	-	-	-	-	-	-	-	100.0	F	1B	011	
-	-	-	-	-	-	-	-	-	100.0	T	1B	011	
71.1	-	-	-	-	-	-	-	-	100.0	M	2	011	
-	-	-	-	-	-	-	-	-	100.0	F	2	011	
63.0	-	-	-	-	-	-	-	-	100.0	T	2	011	
-	-	-	-	-	-	-	-	-	100.0	M	3	011	
-	-	-	-	-	-	-	-	-	100.0	F	3	011	
-	-	-	-	-	-	-	-	-	100.0	T	3	011	
33.3	25.5	10.4	-	-	-	-	-	-	100.0	M	4	011	
18.4	19.7	-	-	16.2	-	-	-	-	100.0	F	4	011	
27.0	22.0	17.0	-	11.7	-	-	-	-	100.0	T	4	011	
26.7	19.7	-	-	23.0	-	-	-	-	100.0	M	5	011	
12.7	10.0	11.3	0.7	22.0	10.6	-	7.1	-	100.0	F	5	011	
18.3	10.0	10.7	7.0	23.3	7.5	0.3	0.1	-	100.0	T	5	011	
31.0	10.0	12.3	5.0	18.7	4.2	0.7	-	-	100.0	M	T	011	
15.2	10.0	12.5	0.1	20.0	0.0	0.1	7.5	-	100.0	F	T	011	
22.0	10.3	12.4	7.0	10.0	0.0	7.4	5.7	-	100.0	T	T	011	
-	-	-	-	-	-	-	-	-	100.0	M	1A	012	COMBUSTIBLES, MINERAIS, PR. CHIMIQUES
-	-	-	-	-	-	-	-	-	100.0	F	1A	012	
-	-	-	-	-	-	-	-	-	100.0	T	1A	012	
-	-	-	-	-	-	-	-	-	100.0	M	1B	012	
-	-	-	-	-	-	-	-	-	100.0	F	1B	012	
-	-	-	-	-	-	-	-	-	100.0	T	1B	012	
-	-	-	-	-	-	-	-	-	100.0	M	2	012	
-	-	-	-	-	-	-	-	-	100.0	F	2	012	
-	-	-	-	-	-	-	-	-	100.0	T	2	012	
63.3	-	-	-	-	-	-	-	-	100.0	M	3	012	
54.7	-	-	-	-	-	-	-	-	100.0	F	3	012	
24.2	-	41.4	-	-	-	24.1	-	-	100.0	T	3	012	
30.1	-	-	-	-	-	-	-	-	100.0	M	4	012	
26.0	-	31.2	-	-	-	23.0	-	-	100.0	F	4	012	
62.7	-	-	-	-	-	17.0	-	-	100.0	T	4	012	
42.7	13.3	-	13.5	-	-	11.5	-	-	100.0	M	5	012	
50.2	11.7	0.2	0.4	-	4.0	13.0	-	-	100.0	F	5	012	
45.0	7.4	10.5	-	-	-	21.5	-	-	100.0	T	5	012	
43.4	12.0	0.2	11.0	5.3	4.0	13.1	-	-	100.0	M	T	012	
44.2	10.1	12.7	0.0	2.7	4.4	17.2	2.3	-	100.0	F	T	012	
-	-	-	-	-	-	-	-	-	100.0	T	T	012	
-	-	-	-	-	-	-	-	-	100.0	M	1A	013	BOIS, MATERIAUX DE CONSTR.
-	-	-	-	-	-	-	-	-	100.0	F	1A	013	
-	-	-	-	-	-	-	-	-	100.0	T	1A	013	
-	-	-	-	-	-	-	-	-	100.0	M	1B	013	
-	-	-	-	-	-	-	-	-	100.0	F	1B	013	
-	-	-	-	-	-	-	-	-	100.0	T	1B	013	
-	-	-	-	-	-	-	-	-	100.0	M	2	013	
-	-	-	-	-	-	-	-	-	100.0	F	2	013	
-	-	-	-	-	-	-	-	-	100.0	T	2	013	
-	-	-	35.2	-	-	-	-	-	100.0	M	3	013	
-	-	-	-	-	-	-	-	-	100.0	F	3	013	
30.2	10.0	-	-	-	-	-	-	-	100.0	T	3	013	
10.4	14.7	-	20.0	11.0	-	11.0	-	-	100.0	M	4	013	
13.0	20.0	12.3	25.0	-	-	12.2	-	-	100.0	F	4	013	
10.0	22.0	0.2	11.0	10.0	5.4	0.2	7.0	-	100.0	T	4	013	
10.0	24.0	0.2	15.3	13.0	5.1	10.0	5.0	-	100.0	M	5	013	
15.4	10.0	0.0	23.4	0.1	0.0	10.1	0.4	-	100.0	F	5	013	
21.3	20.7	0.0	11.3	14.0	4.7	10.0	7.0	-	100.0	T	5	013	
10.1	20.1	0.2	15.7	12.0	5.5	10.4	7.2	-	100.0	M	T	013	
31.0	-	-	-	-	-	-	-	-	100.0	F	T	013	
-	-	-	-	-	-	-	-	-	100.0	T	T	013	
50.5	-	-	-	-	-	-	-	-	100.0	M	1A	014	MACHINES, VEHICULES
70.5	-	-	-	-	-	-	-	-	100.0	F	1A	014	
-	-	-	-	-	-	-	-	-	100.0	T	1A	014	
-	-	-	-	-	-	-	-	-	100.0	M	1B	014	
-	-	-	-	-	-	-	-	-	100.0	F	1B	014	
-	-	-	-	-	-	-	-	-	100.0	T	1B	014	
72.0	-	-	-	-	-	-	-	-	100.0	M	2	014	
54.0	-	-	-	-	-	-	-	-	100.0	F	2	014	
40.0	-	-	-	-	-	-	-	-	100.0	T	2	014	
33.3	-	-	-	-	-	-	-	-	100.0	M	3	014	
-	-	-	-	-	-	-	-	-	100.0	F	3	014	
44.3	20.1	-	-	-	-	-	-	-	100.0	T	3	014	
37.0	10.5	-	-	-	-	-	-	-	100.0	M	4	014	
30.0	-	-	-	-	-	-	-	-	100.0	F	4	014	
30.0	10.2	-	15.0	-	-	-	-	-	100.0	T	4	014	
32.5	17.4	0.1	16.1	7.0	0.2	0.0	5.0	-	100.0	M	5	014	
42.7	10.0	-	10.0	0.2	-	-	-	-	100.0	F	5	014	
30.0	24.2	5.0	0.4	0.0	3.0	0.1	0.5	-	100.0	T	5	014	
30.1	21.0	5.1	10.4	0.5	4.0	0.2	5.7	-	100.0	M	T	014	
40.4	10.7	4.0	15.5	0.0	4.7	7.4	3.0	-	100.0	F	T	014	
30.0	22.1	4.0	0.0	0.3	4.0	5.0	0.7	-	100.0	T	T	014	
40.0	10.1	4.0	11.0	0.5	4.0	0.4	5.0	-	100.0	T	T	014	

TAB.E1

EMPLOYEES ACCORDING TO ACTIVITY, SEX, QUALIFICATION, REGION AND TYPE OF EMPLOYEMENT

(THOUSANDS)		TYPE OF EMPLOYEMENT: PART-TIME										(MILLIERS)						
ACTIVITY	NACE	QUALIFICATION	SEX	REGION														
				REGION PARISIENNE	BASSIN PARISIEN	NORD	EST	QUEST	SUD-QUEST	CENTRE-EST	MEDITERRANEE	(*)	TOTAL					
FURNITURE, HSEHD. GOODS, HARDWARE	615	1A	M	-	-	-	-	-	-	-	-	-	-	-	-			
			F	-	-	-	-	-	-	-	-	-	-	-	-			
		1B	M	-	-	-	-	-	-	-	-	-	-	-	-	0.1		
			F	-	-	-	-	-	-	-	-	-	-	-	-	0.1		
		2	M	-	-	-	-	-	-	-	0.1	0.1	-	-	-	0.3		
			F	-	-	-	-	-	-	-	0.1	0.1	-	-	-	0.4		
		3	M	-	-	-	-	-	-	-	-	-	-	-	-	0.1		
			F	0.1	-	-	0.1	-	-	-	-	-	-	-	-	0.2		
		4	M	0.1	-	-	-	-	0.1	-	-	-	-	-	-	0.3		
			F	0.1	-	-	-	-	-	-	-	-	-	-	-	0.2		
		5	M	0.2	0.1	-	-	-	0.0	-	-	-	-	-	-	0.5		
			F	0.1	0.1	-	-	-	-	-	-	-	-	-	-	0.3		
		T	M	0.4	0.2	0.1	0.1	-	0.1	0.1	0.1	0.1	-	-	-	1.2		
			F	0.6	0.2	0.1	0.2	-	0.1	0.2	0.1	0.2	-	-	-	1.5		
		TEXTILES, CLOTHING, FOOTWR., LEATHERWARE	616	1A	M	1.1	0.2	0.1	0.2	0.1	0.1	0.2	0.1	0.1	0.1	0.1	2.8	
					F	1.1	0.3	0.2	0.4	0.1	0.3	0.3	0.1	0.1	0.1	0.1	2.8	
				1B	M	0.0	-	-	-	-	-	-	-	-	-	-	-	0.0
					F	0.0	-	-	-	-	-	-	-	-	-	-	-	0.0
				2	M	0.1	-	-	-	-	-	-	-	-	-	-	-	0.1
					F	0.1	-	-	-	-	-	-	-	-	-	-	-	0.1
3	M			0.1	-	-	-	-	-	-	-	-	-	-	-	0.1		
	F			0.1	-	-	-	-	-	-	-	-	-	-	-	0.1		
4	M			0.1	-	-	-	-	-	-	-	-	-	-	-	0.2		
	F			0.0	-	-	-	-	0.0	-	-	-	-	-	-	0.1		
5	M			0.1	0.0	-	-	-	0.0	-	-	-	-	-	-	0.3		
	F			0.1	0.0	-	-	-	0.0	-	-	-	-	-	-	0.2		
T	M			0.3	0.0	-	0.0	-	0.0	-	-	0.1	-	-	-	0.7		
	F			0.3	0.0	-	0.0	-	0.0	-	-	0.0	-	-	-	0.4		
FOOD, DRINK, TOBACCO	617			1A	M	0.5	0.1	0.0	0.1	0.1	0.0	0.0	0.1	0.1	0.1	0.1	0.9	
					F	0.8	0.1	0.1	0.1	0.1	0.0	0.1	0.1	0.1	0.1	0.1	1.3	
				1B	M	-	-	-	-	-	-	-	-	-	-	-	-	0.1
					F	-	-	-	-	-	-	-	-	-	-	-	-	0.1
				2	M	-	-	-	-	-	-	-	-	-	-	-	-	0.2
					F	-	-	-	-	-	-	-	0.1	-	-	-	-	0.3
		3	M	-	-	-	-	-	-	-	-	-	-	-	-	0.4		
			F	-	-	-	-	-	-	-	0.2	-	-	-	-	0.3		
		4	M	0.1	-	-	-	-	-	-	-	-	-	-	-	0.2		
			F	0.2	0.2	-	0.2	-	0.2	0.1	-	-	-	-	-	0.8		
		5	M	0.3	0.3	0.2	0.2	0.2	0.3	0.1	-	0.2	0.1	0.1	0.1	2.0		
			F	0.3	0.3	0.1	0.2	0.1	0.3	0.1	-	0.2	0.2	0.1	0.1	1.4		
		T	M	0.5	0.9	0.1	0.3	0.4	0.4	0.5	0.5	0.4	0.7	0.7	0.7	3.5		
			F	0.8	0.9	0.2	0.5	0.6	0.6	0.5	0.6	0.6	0.8	0.8	0.8	4.8		
		TOBACCO PRODUCTS	617.6	1A	M	0.6	0.5	0.2	0.5	0.4	0.4	0.3	0.3	0.3	0.3	0.3	3.0	
					F	0.8	1.0	0.3	0.3	0.6	0.6	0.6	0.6	0.6	0.6	0.6	0.6	5.0
				1B	M	1.4	1.6	0.5	0.8	1.0	0.8	0.8	0.8	0.9	1.1	1.1	1.1	8.0
					F	-	-	-	-	-	-	-	-	-	-	-	-	-
				2	M	-	-	-	-	-	-	-	-	-	-	-	-	-
					F	-	-	-	-	-	-	-	-	-	-	-	-	-
3	M			-	-	-	-	-	-	-	-	-	-	-	-	-		
	F			-	-	-	-	-	-	-	-	-	-	-	-	-		
4	M			-	-	-	-	-	-	-	-	-	-	-	-	-		
	F			-	-	-	-	-	-	-	-	-	-	-	-	-		
5	M			-	-	-	-	-	-	-	-	-	-	-	-	-		
	F			-	-	-	-	-	-	-	-	-	-	-	-	-		
T	M			-	-	-	-	-	-	-	-	-	-	-	-	-		
	F			-	-	-	-	-	-	-	-	-	-	-	-	-		

TAB.E1

SALARIES SELON L ACTIVITE, LE SEXE, LA QUALIFICATION, LA REGION ET LE REGIME DE TRAVAIL

REGIME DE TRAVAIL: TEMPS PARTIEL

(%)

(%)

REGION										SEXE	QUALIFICATION	NACE	ACTIVITE
REGION PARISIENNE	BASSIN PARISIEN	NORD	EST	OUEST	SUD-OUEST	CENTRE-EST	MEDITERRANEE	(*)	TOTAL				
										M	1A	615	MEUBLES, ART. MENAGERS QUINCAILLERIE
									100.0	F	1B		
									100.0	T	2		
									100.0	M	3		
									100.0	F	4		
									100.0	T	5		
50.0			20.4						100.0	M	T		
48.7			24.0						100.0	F	T		
46.1									100.0	T	T		
44.2									100.0	M	T		
38.9	13.1								100.0	F	T		
36.9	10.3								100.0	T	T		
35.5	14.0	7.8	14.5						100.0	M	T		
36.2	14.9	7.8	11.8						100.0	F	T		
34.8	10.1		12.2	5.7					100.0	T	T		
33.3	11.9	6.2	14.2						100.0	M	T		
37.0	11.2	5.5	13.7	4.7					100.0	F	T		
69.8			13.9	3.9					100.0	T	T		
									100.0	M	1A	616	TEXTILE, HABILLEMENT, CHAUSSURES
									100.0	F	1B		
									100.0	T	2		
									100.0	M	3		
									100.0	F	4		
									100.0	T	5		
									100.0	M	T		
									100.0	F	T		
									100.0	T	T		
									100.0	M	T		
									100.0	F	T		
									100.0	T	T		
									100.0	M	1A	617	PRODUITS ALIM., BOISSONS, TABAC
									100.0	F	1B		
									100.0	T	2		
									100.0	M	3		
									100.0	F	4		
									100.0	T	5		
									100.0	M	T		
									100.0	F	T		
									100.0	T	T		
									100.0	M	T		
									100.0	F	T		
									100.0	T	T		
									100.0	M	1A	617.6	PRODUITS DE TABAC
									100.0	F	1B		
									100.0	T	2		
									100.0	M	3		
									100.0	F	4		
									100.0	T	5		
									100.0	M	T		
									100.0	F	T		
									100.0	T	T		
									100.0	M	T		
									100.0	F	T		

TAB.E1

EMPLOYEES ACCORDING TO ACTIVITY, SEX, QUALIFICATION, REGION AND TYPE OF EMPLOYMENT

(THOUSANDS)

TYPE OF EMPLOYMENT: PART-TIME

(MILLIERS)

ACTIVITY	NACE	QUALIFICATION	SEX	REGION												
				REGION	BASSIN	NORD	EST	QUEST	SUD	CENTRE	MEDI-	(*)	TOTAL			
				PARI-SIENNE	PARISIEN				QUEST	EST	TERRA-NEE					
PHARMACEUTICAL, MEDICAL GDS., CLEANING MAT.	618	1A	M	.	.	.	.	.	.	.	.	.	.	.	0.1	
			F	.	.	.	.	.	.	.	.	.	.	.	.	0.1
	1B	M	.	.	.	.	.	.	.	.	.	.	.	.	.	.
		F	.	.	.	.	.	.	.	.	.	.	.	.	.	.
	2	M	.	.	.	.	.	.	.	.	.	.	.	.	.	0.0
		F	.	.	.	.	.	.	.	.	.	.	.	.	.	0.0
	3	M	0.1	.	.	.	.	.	.	.	.	.	.	.	.	0.1
		F	.	.	.	.	.	.	.	.	.	.	.	.	.	0.0
	4	M	0.0	.	.	.	.	.	.	.	.	.	.	.	.	0.1
		F	0.0	.	.	.	.	.	.	.	.	.	.	.	.	0.1
5	M	0.2	0.0	.	.	.	0.0	.	.	0.0	.	.	.	.	0.3	
	F	0.2	0.0	.	.	.	.	.	.	0.0	.	.	.	.	0.3	
T	M	0.1	0.0	0.0	0.0	0.0	0.0	0.0	0.0	0.1	0.0	0.0	0.0	0.4		
	F	0.2	0.0	0.0	0.1	0.0	0.0	0.0	0.0	0.1	0.0	0.0	0.0	0.5		
PHARMACEUTICALS	618.1	1A	M	0.4	0.1	0.1	0.1	0.1	0.0	0.1	0.1	0.0	0.1	0.0	0.8	
			F	0.6	0.1	0.1	0.1	0.1	0.0	0.1	0.1	0.1	0.0	0.1	0.0	1.1
	1B	M	.	.	.	.	.	.	.	.	.	.	.	.	.	.
		F	.	.	.	.	.	.	.	.	.	.	.	.	.	.
	2	M	.	.	.	.	.	.	.	.	.	.	.	.	.	.
		F	.	.	.	.	.	.	.	.	.	.	.	.	.	.
	3	M	0.0	.	.	.	.	.	.	.	.	.	.	.	.	0.0
		F	.	.	.	.	.	.	.	.	.	.	.	.	.	.
	4	M	0.1	.	.	.	.	.	.	.	.	.	.	.	.	0.2
		F	0.2	.	.	.	.	.	.	.	.	.	.	.	.	0.2
5	M	0.1	.	.	.	.	.	.	.	.	.	.	.	.	0.1	
	F	0.1	.	.	.	.	.	.	.	.	.	.	.	.	0.1	
T	M	0.2	0.0	0.0	0.0	0.0	0.0	0.0	0.0	0.1	0.0	0.0	0.0	0.3		
	F	0.3	0.0	0.0	0.1	0.0	0.0	0.0	0.0	0.1	0.0	0.0	0.0	0.4		
OTHER WHOLESALE DISTRIBUTION	619	1A	M	0.0	.	.	.	.	.	.	.	.	.	.	0.0	
			F	.	.	.	.	.	.	.	.	.	.	.	.	0.0
	1B	M	0.0	.	.	.	.	.	.	.	.	.	.	.	.	0.0
		F	0.0	.	.	.	.	.	.	.	.	.	.	.	.	0.0
	2	M	0.0	.	.	.	.	.	.	.	.	.	.	.	.	0.1
		F	0.0	.	.	.	.	.	.	.	.	.	.	.	.	0.1
	3	M	0.1	.	.	.	.	.	.	.	.	.	.	.	.	0.1
		F	.	.	.	.	.	.	.	.	.	.	.	.	.	0.0
	4	M	0.0	.	.	.	.	.	.	.	.	.	.	.	.	0.1
		F	0.0	.	.	.	.	.	.	.	.	.	.	.	.	0.1
5	M	0.1	0.0	.	.	.	0.0	.	.	0.0	0.0	0.0	0.0	0.3		
	F	0.0	0.0	.	.	.	.	.	.	0.1	0.0	0.0	0.0	0.2		
T	M	0.2	0.0	0.0	0.0	0.0	0.0	0.0	0.0	0.1	0.1	0.1	0.1	0.6		
	F	0.1	0.0	0.0	0.1	0.0	0.0	0.0	0.0	0.1	0.1	0.1	0.1	0.5		
PAPER, BOOKS, STATIONERY, NEWSPAPERS	619.1/2	1A	M	0.3	0.0	0.0	0.1	0.0	0.0	0.0	0.1	0.1	0.1	0.1	0.7	
			F	0.5	0.1	0.1	0.1	0.1	0.0	0.2	0.1	0.1	0.1	0.1	0.1	1.2
	1B	M	.	.	.	.	.	.	.	.	.	.	.	.	.	.
		F	.	.	.	.	.	.	.	.	.	.	.	.	.	.
	2	M	.	.	.	.	.	.	.	.	.	.	.	.	.	0.0
		F	.	.	.	.	.	.	.	.	.	.	.	.	.	.
	3	M	.	.	.	.	.	.	.	.	.	.	.	.	.	.
		F	.	.	.	.	.	.	.	.	.	.	.	.	.	.
	4	M	.	.	.	.	.	.	.	.	.	.	.	.	.	0.0
		F	.	.	.	.	.	.	.	.	.	.	.	.	.	0.0
5	M	.	.	.	.	.	.	.	.	.	.	.	.	.	0.0	
	F	.	.	.	.	.	.	.	.	.	.	.	.	.	0.0	
T	M	0.0	.	.	.	.	.	.	.	0.0	.	.	.	.	0.1	
	F	0.1	.	.	.	.	.	.	.	0.0	.	.	.	.	0.1	
T	M	0.0	.	.	.	.	.	.	.	0.0	.	.	.	.	0.1	
	F	0.1	.	.	.	.	.	.	.	0.0	.	.	.	.	0.2	
T	M	0.1	.	.	.	.	.	.	.	0.0	.	.	.	.	0.3	
	F	.	.	.	.	.	.	.	.	.	.	.	.	.	.	



TAB.E1

SALARIES SELON L ACTIVITE, LE SEXE,  
LA QUALIFICATION, LA REGION ET LE  
REGIME DE TRAVAIL

(%)

REGIME DE TRAVAIL: TEMPS PARTIEL

(%)

REGION										SEXE	QUALIFICATION	NACE	ACTIVITE
REGION PARI- SIENNE	BASSIN PARISIEN	NORD	EST	OUEST	SUD OUEST	CENTRE EST	MEDI- TERRA- NEE	(*)	TOTAL				
									100.0	M	1A	610	PR. PHARM., MEDICAM., D'ENTRETIEN
									100.0	F	1B		
									100.0	M	2		
									100.0	F	2		
87.1									100.0	M	3		
									100.0	F	3		
50.0									100.0	M	4		
44.5									100.0	F	4		
88.7	0.0								100.0	M	5		
88.8	7.9		10.0			0.2			100.0	F	5		
38.3						25.7			100.0	M	T		
41.5	0.0	12.5		7.2		13.8	0.0		100.0	F	T		
40.7	0.0	10.4		5.0	0.8	4.5	0.4		100.0	M	T		
40.8		7.3		14.4	0.7	0.1	17.3		100.0	F	T		
54.0	0.2	0.3		5.7	4.5	11.2	6.0		100.0	M	T		
48.0	7.0	7.0		0.5	5.2	3.5	13.2	5.0	100.0	F	T		
										M	1A	610.1	PRODUITS PHARM.
										F	1B		
										M	2		
										F	2		
95.0									100.0	M	3		
										F	3		
										M	4		
88.8									100.0	F	4		
88.1									100.0	M	5		
										F	5		
88.0									100.0	M	T		
84.0									100.0	F	T		
88.4									100.0	M	T		
88.7									100.0	F	T		
85.0									100.0	M	T		
										M	1A	610	AUTRES COMMERces DE GROS
										F	1B		
										M	2		
										F	2		
42.3									100.0	M	3		
										F	3		
81.1									100.0	M	4		
57.6									100.0	F	4		
										M	5		
82.9									100.0	F	5		
										M	T		
84.5									100.0	F	T		
41.3									100.0	M	T		
29.2								26.3	100.0	F	T		
48.0									100.0	M	T		
35.2	8.7		7.7			13.2	18.4		100.0	F	T		
20.8						39.3	17.8		100.0	M	T		
44.4	7.5		11.0	6.5		9.6	13.5		100.0	F	T		
35.9	6.0		7.6	7.3	3.2	20.4	15.0		100.0	M	T		
29.5	5.4	11.5	7.5	6.3		24.1	14.7		100.0	F	T		
47.6	8.1	8.5	10.1	6.5	4.8	8.7	18.5		100.0	M	T		
38.2	5.8	8.7	9.0	6.4	3.1	15.4	12.3		100.0	F	T		
										M	1A	610.1/2	PAPIER, LIVRES, JOURNEAUX
										F	1B		
										M	2		
										F	2		
										M	3		
										F	3		
										M	4		
										F	4		
									100.0	M	5		
									100.0	F	5		
38.0									100.0	M	T		
38.8							18.1		100.0	F	T		
35.5							21.5		100.0	M	T		
48.2					11.7				100.0	F	T		
42.4					12.0		14.4		100.0	M	T		

TAB.E1

EMPLOYEES ACCORDING TO ACTIVITY, SEX, QUALIFICATION, REGION AND TYPE OF EMPLOYEMENT

(THOUSANDS)

TYPE OF EMPLOYEMENT: PART-TIME

(MILLIERS)

ACTIVITY	NACE	Q U A L I F I C A T I O N	S E X	REGION								(*)	TOTAL			
				REGION PARI- SIENNE	BASSIN PARISIEN	NORD	EST	QUEST	SUD - QUEST	CENTRE - EST	MEDI- TERRA- NEE					
WHOLESALE TRADE	61	1A	M	0.3	0.1	0.0	0.1	0.1	.	0.0	0.1	-	0.8			
			F	.	.	.	.	.	.	.	.	.	0.1			
		1B	M	0.3	0.1	0.1	0.1	0.1	0.1	0.0	0.1	-	0.8			
			F	0.2	.	.	.	.	.	.	.	.	.	0.4		
		2	M	0.1	.	.	0.1	.	.	.	.	.	.	0.1		
			F	0.3	.	.	.	.	.	.	.	.	.	0.6		
		3	M	0.5	0.1	0.0	0.1	.	0.3	0.2	.	.	.	1.3		
			F	0.1	.	.	.	.	.	.	.	.	.	0.3		
		4	M	0.6	0.1	0.1	0.1	0.1	0.3	0.2	0.1	0.1	.	1.6		
			F	0.1	0.1	0.1	0.1	0.1	0.1	0.1	0.1	0.0	.	0.6		
		5	M	0.5	0.1	0.1	0.1	0.1	0.1	0.1	0.1	0.1	.	1.1		
			F	0.7	0.2	0.1	0.3	0.1	0.1	0.2	0.1	0.1	.	1.7		
		T	M	0.5	0.4	0.3	0.3	0.2	0.1	0.3	0.1	0.1	.	2.2		
			F	1.1	0.6	0.3	0.3	0.3	0.2	0.3	0.2	0.3	.	3.3		
		5	M	1.6	1.0	0.6	0.6	0.5	0.3	0.6	0.4	0.4	.	5.5		
			F	1.3	0.6	0.3	0.4	0.3	0.2	0.5	0.2	0.2	.	3.9		
		T	M	2.7	1.7	0.6	0.9	1.1	0.8	1.0	1.1	1.1	.	9.9		
			F	4.1	2.3	0.9	1.3	1.4	1.0	1.5	1.3	1.4	.	13.8		
		T	M	2.9	1.2	0.8	1.2	0.7	0.7	1.1	0.5	0.5	.	9.2		
			F	4.6	2.5	1.0	1.3	1.4	1.1	1.4	1.4	1.4	.	14.7		
T	M	7.5	3.7	1.7	2.5	2.2	1.8	2.6	1.9	1.9	.	24.0				
	F	.	.	.	.	.	.	.	.	.	.	.				
FOOD, DRINK, TOBACCO	641/642	1A	M	.	.	.	.	.	.	.	.	.	.			
			F	.	.	.	.	.	.	.	.	.	.			
		1B	M	.	.	.	.	.	.	.	.	.	.	0.1		
			F	.	.	.	.	.	.	.	.	.	.	.		
		2	M	.	.	.	.	.	.	.	.	.	.	0.4		
			F	.	.	.	.	.	.	0.2	.	.	.	0.5		
		3	M	.	.	.	.	.	.	0.2	.	.	.	0.2		
			F	.	.	.	.	.	.	.	.	.	.	1.2		
		4	M	0.7	0.1	0.1	.	.	.	.	.	.	.	1.4		
			F	0.7	0.1	0.2	0.1	.	.	.	0.0	.	.	0.9		
		5	M	0.3	0.2	0.1	0.1	.	.	.	.	.	.	6.0		
			F	2.2	1.2	0.4	0.2	0.4	0.6	1.0	0.1	0.1	.	6.9		
		T	M	2.4	1.4	0.6	0.3	0.4	0.6	1.1	0.1	0.1	.	2.7		
			F	1.0	0.3	0.4	0.4	0.2	0.4	0.6	0.6	0.6	.	9.9		
		T	M	3.5	1.2	0.4	1.7	0.6	0.4	1.8	0.7	0.7	.	12.6		
			F	4.6	0.5	0.3	2.0	0.8	0.5	2.4	0.7	0.7	.	4.0		
		T	M	1.4	0.5	0.3	0.6	0.2	0.1	0.7	0.1	0.1	.	17.5		
			F	6.5	2.2	0.9	2.0	1.1	1.1	3.0	0.7	0.7	.	21.6		
		T	M	7.9	2.8	1.2	2.6	1.3	1.2	3.7	0.8	0.8	.	.		
			F	.	.	.	.	.	.	.	.	.	.	.		
DISPENSING CHEMISTS	643	1A	M	.	.	.	.	.	.	.	.	.	.			
			F	.	.	.	.	.	.	.	.	.	.			
		1B	M	.	.	.	.	.	.	.	.	.	.	0.0		
			F	.	.	.	.	.	.	.	.	.	.	0.1		
		2	M	.	.	.	.	.	.	.	.	.	.	0.0		
			F	.	.	.	.	.	.	.	.	.	.	0.1		
		3	M	.	.	.	.	.	.	.	.	.	.	0.1		
			F	.	.	.	.	.	.	.	.	.	.	0.1		
		4	M	0.0	.	.	.	.	.	.	.	.	.	0.1		
			F	0.1	.	.	.	.	.	.	.	.	.	0.0		
		5	M	0.0	.	.	.	.	.	.	.	.	.	0.1		
			F	0.1	.	.	.	.	.	.	.	.	.	0.2		
		T	M	0.1	0.0	.	0.0	0.0	0.0	0.0	.	.	.	0.3		
			F	0.1	0.0	.	0.1	0.0	0.0	0.0	.	.	.	0.2		
		T	M	0.2	0.1	.	0.1	0.0	0.0	0.1	0.0	0.0	.	0.6		
			F	0.3	0.1	.	0.1	0.1	0.0	0.1	0.0	0.0	.	0.7		
		MEDICAL GOODS, COSMETICS, CLEANING.MAT.	644	1A	M	.	.	.	.	.	.	.	.	.	.	
					F	.	.	.	.	.	.	.	.	.	.	
				1B	M	.	.	.	.	.	.	.	.	.	.	.
					F	.	.	.	.	.	.	.	.	.	.	.
2	M			.	.	.	.	.	.	.	.	.	.	0.0		
	F			.	.	.	.	.	.	.	.	.	.	0.1		
3	M			.	.	.	.	.	.	.	.	.	.	0.1		
	F			.	.	.	.	.	.	.	.	.	.	0.1		
4	M			.	.	.	.	.	.	.	.	.	.	0.0		
	F			.	.	.	.	.	.	.	.	.	.	0.1		
5	M			0.1	.	.	.	.	.	.	.	.	.	0.1		
	F			0.1	.	.	.	.	.	.	.	.	.	0.1		
T	M			0.0	0.0	.	.	.	.	.	.	.	.	0.2		
	F			0.1	0.0	.	.	.	.	.	.	.	.	0.3		
T	M			0.1	0.1	.	.	.	.	.	.	.	.	0.2		
	F			0.1	0.1	0.1	0.0	0.1	0.0	0.0	.	.	.	0.4		
T	M			0.1	0.1	0.1	0.0	0.1	0.1	0.0	.	.	.	0.6		
	F			0.2	0.1	0.1	0.0	0.1	0.1	0.0	.	.	.	0.6		

TAB.E1

SALARIES SELON L ACTIVITE, LE SEXE,  
LA QUALIFICATION, LA REGION ET LE  
REGIME DE TRAVAIL

(%)

(%)

REGION										SEXE	QUALIFICATION	NACE	ACTIVITE
REGION PARI- SIENNE	BASSIN PARISIEN	NORD	EST	OUEST	SUD OUEST	CENTRE EST	MEDI- TERRA- NEE	(*)	TOTAL				
39.1	10.7	6.0	8.8	7.5	.	5.6	15.5	-	100.0	M	1A	61	COMMERCE DE GROS
38.6	10.4	6.0	8.0	7.4	8.0	5.2	14.8	-	100.0	F	1A	61	COMMERCE DE GROS
40.2	.	.	.	.	.	.	.	-	100.0	T	1B		
65.7	.	.	.	.	.	.	.	-	100.0	M	2		
48.0	.	.	12.4	.	.	.	.	-	100.0	F	2		
38.1	4.7	3.1	9.1	.	23.6	13.0	.	-	100.0	T	2		
44.0	.	.	.	.	.	.	.	-	100.0	M	3		
39.3	5.7	3.4	8.1	3.9	21.8	13.1	4.7	-	100.0	F	3		
21.0	12.0	9.3	21.0	11.9	10.4	11.4	.	-	100.0	T	3		
47.8	12.5	6.6	10.5	5.6	.	10.0	4.0	-	100.0	M	4		
37.0	12.3	7.6	14.0	8.0	5.2	11.1	3.3	-	100.0	F	4		
22.9	16.7	13.7	15.0	9.4	4.4	12.2	5.6	-	100.0	T	4		
32.2	18.2	9.4	8.7	8.6	5.9	8.2	6.8	-	100.0	M	5		
28.4	18.2	11.2	11.3	8.9	5.3	10.4	6.3	-	100.0	F	5		
34.3	15.2	7.7	11.3	8.2	4.7	13.9	4.6	-	100.0	T	5		
27.8	17.2	5.7	9.1	10.8	8.0	10.1	11.3	-	100.0	M	T		
20.7	16.6	6.3	9.7	10.0	7.1	11.2	8.4	-	100.0	F	T		
31.0	13.3	8.3	12.6	8.1	7.0	12.4	5.7	-	100.0	T	T		
31.8	17.0	6.8	8.8	9.7	7.4	9.8	9.6	-	100.0	M	T		
31.3	15.6	7.3	10.4	9.1	7.5	10.8	8.1	-	100.0	F	1A	641/642	PR. ALIMENTAIRES, BOISSONS, TABAC
.	.	.	.	.	.	.	.	-	100.0	T	1B		
.	.	.	.	.	.	.	.	-	100.0	M	2		
.	.	.	.	.	.	49.4	.	-	100.0	F	2		
.	.	.	.	.	.	40.3	.	-	100.0	T	2		
57.0	10.1	11.0	.	.	.	.	.	-	100.0	M	3		
51.1	9.6	16.4	9.0	.	.	2.8	.	-	100.0	F	3		
28.8	24.0	13.0	18.0	.	.	.	.	-	100.0	T	3		
38.3	19.7	7.3	3.2	6.2	9.4	16.6	1.3	-	100.0	M	4		
35.3	20.4	8.1	5.0	5.6	8.3	15.6	1.7	-	100.0	F	4		
38.2	18.0	.	13.3	6.8	4.0	22.1	.	-	100.0	T	4		
35.8	9.3	3.6	16.9	6.0	4.4	18.2	5.0	-	100.0	M	5		
36.3	9.6	3.3	16.1	6.2	4.3	19.0	5.1	-	100.0	F	5		
38.1	13.2	7.2	14.1	5.5	3.3	17.5	3.1	-	100.0	T	5		
38.9	12.7	9.3	11.7	6.1	6.3	17.2	3.0	-	100.0	M	T		
38.7	12.8	9.7	12.1	6.0	5.8	17.3	3.7	-	100.0	F	T		
.	.	.	.	.	.	.	.	-	100.0	T	1A	643	PHARMACIES
.	.	.	.	.	.	.	.	-	100.0	M	1B		
.	.	.	.	.	.	.	.	-	100.0	F	2		
.	.	.	.	.	.	.	.	-	100.0	T	2		
.	.	.	.	.	.	.	.	-	100.0	M	3		
55.7	.	.	.	.	.	.	.	-	100.0	F	3		
57.8	.	.	.	.	.	.	.	-	100.0	T	3		
40.4	.	.	.	.	.	.	.	-	100.0	M	4		
43.4	.	.	.	.	.	.	.	-	100.0	F	4		
35.9	.	.	18.2	.	.	.	.	-	100.0	T	4		
36.8	11.8	.	16.2	10.5	7.4	10.8	.	-	100.0	M	5		
40.2	.	.	.	.	.	.	.	-	100.0	F	5		
39.2	9.6	.	13.3	8.8	4.8	15.4	5.7	-	100.0	T	T		
41.3	9.5	.	11.8	9.8	5.8	14.1	4.5	-	100.0	M	T		
.	.	.	.	.	.	.	.	-	100.0	F	1A	644	ART. MEDICAUZ, PRODUITS D'ENTRETIEN
.	.	.	.	.	.	.	.	-	100.0	T	1B		
.	.	.	.	.	.	.	.	-	100.0	M	2		
.	.	.	.	.	.	.	.	-	100.0	F	2		
.	.	.	.	.	.	.	.	-	100.0	T	2		
.	.	.	.	.	.	.	.	-	100.0	M	3		
.	.	.	.	.	87.2	.	.	-	100.0	F	3		
.	.	.	.	.	82.7	.	.	-	100.0	T	3		
89.3	.	.	.	.	.	.	.	-	100.0	M	4		
53.8	.	.	.	.	.	.	.	-	100.0	F	4		
84.3	.	.	.	.	.	.	.	-	100.0	T	4		
29.8	18.2	.	.	.	.	.	.	-	100.0	M	5		
37.1	15.2	.	.	.	.	.	.	-	100.0	F	5		
41.7	.	.	.	.	.	.	.	-	100.0	T	T		
31.1	13.8	.	.	25.8	6.7	7.4	.	-	100.0	M	T		
34.5	13.3	8.2	8.2	18.3	9.4	8.8	.	-	100.0	F	T		

TAB.E1

EMPLOYEES ACCORDING TO ACTIVITY, SEX, QUALIFICATION, REGION AND TYPE OF EMPLOYEMENT

(THOUSANDS)

TYPE OF EMPLOYEMENT: PART-TIME

(MILLIERS)

ACTIVITY	NACE	QUALIFICATION	SEX	REGION												
				REGION PARI-SIENNE	BASSIN PARISIEN	NORD	EST	QUEST	SUD-QUEST	CENTRE-EST	MEDI-TERRANEE	(*)	TOTAL			
CLOTHING	645	1A	M	-	-	-	-	-	-	-	-	-	-	-	0.1	
			F	0.1	-	-	-	-	-	-	-	-	-	-	-	0.1
		1B	M	-	-	-	-	-	-	-	-	-	-	-	-	0.2
			F	-	-	-	-	-	-	-	-	-	-	-	-	0.1
		2	M	-	-	-	-	-	-	-	-	-	-	-	-	0.1
			F	0.1	0.1	-	-	-	-	-	-	-	-	-	-	0.1
		3	M	-	-	-	-	-	-	-	-	-	-	-	-	0.3
			F	0.1	0.1	-	-	-	-	-	-	-	-	-	-	0.1
		4	M	-	-	0.0	-	-	-	0.0	-	0.1	-	-	-	0.3
			F	0.1	-	-	-	-	-	0.0	-	0.1	-	-	-	0.2
		5	M	-	-	0.2	0.4	0.3	0.4	0.2	0.2	0.3	0.1	-	-	2.2
			F	0.5	0.3	0.2	0.4	0.3	0.4	0.2	0.3	0.1	-	-	-	2.3
		T	M	-	-	0.2	0.5	0.3	0.2	0.2	0.3	0.1	-	-	-	0.4
			F	0.7	0.3	0.2	0.5	0.2	0.2	0.2	0.3	0.1	-	-	-	2.6
T	M	-	-	0.2	0.5	0.3	0.2	0.2	0.4	0.1	-	-	-	3.0		
	F	0.8	0.3	0.2	0.5	0.3	0.2	0.2	0.4	0.1	-	-	-	3.0		
T	M	-	-	0.1	0.1	0.1	0.1	0.1	0.1	0.1	-	-	-	0.6		
	F	0.3	0.1	0.0	0.1	0.0	0.0	0.0	0.0	0.0	-	-	-	0.6		
T	M	-	-	0.4	0.7	0.4	0.9	0.6	0.3	0.7	0.2	-	-	5.4		
	F	1.4	0.7	0.4	0.9	0.6	0.9	0.3	0.7	0.2	-	-	-	5.4		
T	M	-	-	0.5	1.0	0.7	1.0	0.4	0.8	0.3	-	-	-	6.2		
	F	1.7	0.8	0.5	1.0	0.7	1.0	0.4	0.8	0.3	-	-	-	6.2		
FOOTWEAR, LEATHER GOODS	646	1A	M	-	-	-	-	-	-	-	-	-	-	-	-	
			F	-	-	-	-	-	-	-	-	-	-	-	-	
		1B	M	-	-	-	-	-	-	-	-	-	-	-	-	-
			F	-	-	-	-	-	-	-	-	-	-	-	-	-
		2	M	-	-	-	-	-	-	-	-	-	-	-	-	0.0
			F	-	-	-	-	-	-	-	-	-	-	-	-	0.0
		3	M	-	-	-	-	-	-	-	-	-	-	-	-	0.0
			F	0.0	-	-	-	-	-	-	-	-	-	-	-	0.0
		4	M	-	-	-	-	-	-	-	-	-	-	-	-	0.1
			F	0.0	-	-	-	-	-	-	-	-	-	-	-	0.0
		5	M	-	-	0.0	0.0	0.0	0.0	-	0.0	0.0	-	-	-	0.3
			F	0.1	0.0	0.0	0.0	0.0	0.0	-	0.0	0.0	-	-	-	0.3
		T	M	-	-	0.0	0.1	0.0	0.1	-	0.0	0.0	-	-	-	0.1
			F	0.3	0.1	0.0	0.1	0.0	0.1	-	0.0	0.0	-	-	-	0.6
T	M	-	-	0.0	0.1	0.0	0.1	0.0	0.0	0.0	-	-	-	0.7		
	F	0.1	0.0	0.0	0.1	0.0	0.1	0.0	0.0	0.0	-	-	-	0.1		
T	M	-	-	0.1	0.1	0.1	0.1	0.0	0.1	0.1	-	-	-	1.0		
	F	0.4	0.2	0.1	0.1	0.1	0.1	0.0	0.1	0.1	-	-	-	1.2		
FURN. FABRICS, HOUSEHOLD TEXTILES	647	1A	M	-	-	-	-	-	-	-	-	-	-	-	-	
			F	-	-	-	-	-	-	-	-	-	-	-	-	
		1B	M	-	-	-	-	-	-	-	-	-	-	-	-	-
			F	-	-	-	-	-	-	-	-	-	-	-	-	-
		2	M	-	-	-	-	-	-	-	-	-	-	-	-	-
			F	-	-	-	-	-	-	-	-	-	-	-	-	-
		3	M	-	-	-	-	-	-	-	-	-	-	-	-	0.0
			F	-	-	-	-	-	-	-	-	-	-	-	-	0.0
		4	M	-	-	-	-	0.2	-	-	-	-	-	-	-	0.2
			F	-	-	-	-	0.2	-	-	-	-	-	-	-	0.2
		5	M	-	-	-	-	0.0	-	-	-	-	-	-	-	0.1
			F	0.0	-	-	-	0.1	-	-	-	-	-	-	-	0.1
		T	M	-	-	-	-	0.0	-	-	-	-	-	-	-	0.2
			F	0.1	-	-	-	0.0	-	-	-	-	-	-	-	0.2
T	M	-	-	-	-	0.1	-	-	-	-	-	-	-	0.1		
	F	0.1	-	-	-	0.1	-	-	-	-	-	-	-	0.1		
T	M	-	-	-	-	0.3	0.0	0.0	-	-	-	-	-	0.5		
	F	0.1	0.0	-	-	0.3	0.0	0.0	-	-	-	-	-	0.6		
HOUSEHOLD FITMENTS, APPLIANCES	648/649	1A	M	-	-	-	-	-	-	-	-	-	-	-	0.1	
			F	0.2	0.0	-	-	0.3	0.0	0.0	-	0.0	-	-	0.1	
		1B	M	-	-	-	-	-	-	-	-	-	-	-	-	0.1
			F	-	-	-	-	-	-	-	-	-	-	-	-	0.1
		2	M	-	-	-	-	-	-	-	-	-	-	-	-	0.1
			F	-	-	-	-	-	-	-	-	-	-	-	-	0.1
		3	M	-	-	-	-	-	-	-	-	-	-	-	-	0.1
			F	0.1	-	-	-	0.1	-	-	-	-	-	-	-	0.3
		4	M	-	-	-	-	0.1	-	-	-	-	-	-	-	0.5
			F	0.1	0.3	-	-	0.1	-	-	-	0.1	-	-	-	0.8
		5	M	-	-	-	-	0.1	-	-	-	-	-	-	-	0.6
			F	0.1	0.4	-	-	0.1	-	-	-	0.1	-	-	-	0.6
		T	M	-	-	0.1	0.1	0.1	-	-	-	0.1	-	-	-	0.7
			F	0.2	0.1	0.1	0.1	0.1	0.1	0.1	0.1	0.1	0.0	-	-	1.2
T	M	-	-	0.2	0.2	0.2	0.1	0.1	0.1	0.1	-	-	-	0.7		
	F	0.3	0.1	0.1	0.1	0.1	0.1	0.1	0.1	0.1	0.0	-	-	2.3		
T	M	-	-	0.2	0.3	0.2	0.3	0.2	0.2	0.2	0.2	-	-	0.3		
	F	0.5	0.5	0.2	0.3	0.2	0.3	0.2	0.2	0.2	0.2	-	-	2.7		
T	M	-	-	0.3	0.4	0.3	0.4	0.2	0.2	0.3	0.3	-	-	3.0		
	F	0.7	0.6	0.3	0.4	0.2	0.2	0.2	0.3	0.3	0.3	-	-	3.0		
T	M	-	-	0.2	0.2	0.2	0.1	0.1	0.1	0.1	-	-	-	1.8		
	F	0.6	0.3	0.2	0.2	0.1	0.1	0.1	0.1	0.1	-	-	-	1.8		
T	M	-	-	0.3	0.4	0.3	0.4	0.3	0.2	0.3	0.3	-	-	3.5		
	F	0.7	1.0	0.3	0.4	0.3	0.4	0.3	0.2	0.3	0.3	-	-	3.5		
T	M	-	-	0.5	0.7	0.5	0.7	0.4	0.3	0.5	0.5	-	-	5.3		
	F	1.3	1.2	0.5	0.7	0.5	0.7	0.4	0.3	0.5	0.5	-	-	5.3		

TAB.E1

SALARIES SELON L ACTIVITE, LE SEXE,  
LA QUALIFICATION, LA REGION ET LE  
REGIME DE TRAVAIL

(%) REGIME DE TRAVAIL: TEMPS PARTIEL (%)

REGION										SEXE	QUALIFICATION	WAGE	ACTIVITE
REGION PARI- SIENNE	BASSIN PARISIEN	NORD	EST	OUEST	SUD OUEST	CENTRE EST	MEDI- TERRA- NEE	(*)	TOTAL				
33.0									100.0	M	1A	645	ARTICLES D HABILLEMENT
									100.0	F			
									100.0	T	1B		
									100.0	M			
									100.0	F	2		
40.4	32.1								100.0	M			
41.7	20.2								100.0	F			
20.0				17.5					100.0	M	3		
27.0		11.4		14.4		17.0			100.0	F			
43.7									100.0	T	4		
20.7	12.0	10.1	17.1	15.4	7.1	14.1	2.7		100.0	M			
22.2	12.5	9.0	10.5	15.1	7.4	13.0	2.0		100.0	F			
40.4									100.0	T	5		
20.7	11.0	7.3	20.0	0.2	7.1	12.0	5.2		100.0	M			
20.5	11.0	7.3	10.4	0.0	7.4	12.4	4.0		100.0	F			
30.0	0.3	7.4	7.0	0.2	0.0	11.2	0.1		100.0	T			
29.4	13.1	0.2	17.5	11.0	0.4	13.2	4.4		100.0	M			
27.1	12.4	0.1	10.3	11.5	0.0	12.0	4.0		100.0	F			
									100.0	T	1A	646	CHAUSSURES, MAROQUINERIE
									100.0	M			
									100.0	F	1B		
									100.0	T	2		
00.7									100.0	M			
47.5									100.0	F			
									100.0	T	3		
24.9				35.4					100.0	M			
				35.0					100.0	F			
29.0	10.1	14.0	10.4			11.3	0.3		100.0	T	4		
20.5	10.3	13.0	10.5	0.1		10.2	10.2		100.0	M			
53.7									100.0	F	5		
41.4	17.0	5.0	14.0		4.0	4.0	7.5		100.0	T			
42.5	17.0	0.0	14.4	3.0	4.0	5.4	7.2		100.0	M			
35.0	13.1								100.0	F			
37.2	10.4	0.0	12.7	0.4	4.2	6.0	0.3		100.0	T			
37.0	10.0	7.0	12.3	0.7	4.7	6.0	0.0		100.0	M	1A	647	TISSUS D AMEUBLEMENT
									100.0	F			
									100.0	T	1B		
									100.0	M			
									100.0	F	2		
									100.0	T	3		
			00.0						100.0	M			
			07.7						100.0	F			
			74.0						100.0	T	4		
32.5									100.0	M			
24.5				41.5					100.0	F			
									100.0	T	5		
50.7									100.0	M			
50.7				17.2					100.0	F			
42.0				40.0					100.0	T			
27.4	4.7		54.3	4.3					100.0	M			
30.5	3.7		52.7	3.4	4.0		3.4		100.0	F			
									100.0	T	1A	648/649	EQUIPEMENT DU FOYER
									100.0	M			
									100.0	F	1B		
									100.0	T	2		
									100.0	M			
									100.0	F	3		
									100.0	T	4		
									100.0	M			
									100.0	F	5		
									100.0	T			
22.0			20.2						100.0	M			
12.0									100.0	F			
15.7	00.0								100.0	T			
20.1	51.2								100.0	M			
22.0	14.0	10.4	10.0						100.0	F			
22.0	10.1		12.4						100.0	T			
25.0	10.1		11.0						100.0	M			
30.0	10.5	13.0	11.0	5.7	7.0	13.0	0.0		100.0	F			
20.7	10.0	11.0	12.3			10.0	7.3		100.0	T			
24.9	20.0	10.1	14.1			0.4	10.0		100.0	M			
34.0	10.4	10.5	13.7	0.0	0.0	0.0	0.0		100.0	F			
31.3	15.0	11.4	13.0	4.3	4.0	11.0	7.1		100.0	T			
20.1	27.3	0.1	11.0	7.0	5.0	0.4	0.7		100.0	M			
24.0	23.4	0.3	12.3	0.7	5.4	10.2	0.0		100.0	F			

TAB.E1

EMPLOYEES ACCORDING TO ACTIVITY, SEX, QUALIFICATION, REGION AND TYPE OF EMPLOYEMENT

(THOUSANDS)

TYPE OF EMPLOYEMENT: PART-TIME

(MILLIERS)

ACTIVITY	NACE	Q U A L I F I C A T I O N	S E X	REGION												
				REGION PARI- SIENNE	BASSIN PARISIEN	NORD	EST	OUEST	SUD OUEST	CENTRE EST	MEDI- TERRA- NEE	(*)	TOTAL			
BOOKS, NEWSPRS., STATIONERY, OFFICE SUPPS.	653	1A	M	.	.	.	.	.	.	.	.	.	.	.	.	
			F	.	.	.	.	.	.	.	.	.	.	.	.	
		1B	M	.	.	.	.	.	.	.	.	.	.	.	.	.
			F	.	.	.	.	.	.	.	.	.	.	.	.	.
		2	M	0.0	.	.	.	.	.	.	.	.	.	.	.	0.0
			F	0.1	.	.	.	.	.	.	.	.	.	.	.	0.1
		3	M	0.1	0.1	.	.	.	.	.	.	.	.	.	.	0.2
			F	0.3	.	.	.	.	.	.	.	.	.	.	.	0.3
		4	M	0.0	0.1	.	.	.	.	.	.	.	.	.	.	0.1
			F	0.1	0.2	.	.	.	.	.	.	.	.	.	.	0.3
		5	M	0.1	0.0	.	.	.	0.0	0.0	.	0.0	.	.	.	0.2
			F	0.1	0.1	.	.	.	0.0	0.0	.	0.0	.	.	.	0.3
		T	M	0.3	0.1	.	.	.	0.1	0.1	.	0.0	0.0	.	.	0.6
			F	0.4	0.1	.	.	.	0.1	0.1	.	0.1	0.0	.	.	0.8
OTHER RETAIL DISTRIBUTION	654/655	1A	M	0.3	0.2	.	.	.	.	.	.	.	.	.	1.0	
			F	0.5	0.2	0.0	0.1	0.1	0.0	0.1	0.1	0.0	.	.	1.7	
		1B	M	0.9	0.4	0.0	0.1	0.1	0.0	0.1	0.1	0.1	0.1	.	.	1.7
			F	.	.	.	.	.	.	.	.	.	.	.	.	0.1
		2	M	.	.	.	.	.	.	.	.	.	.	.	.	0.0
			F	.	.	.	.	.	.	.	.	.	.	.	.	0.1
		3	M	.	.	.	.	.	.	.	.	.	.	.	.	0.2
			F	.	.	.	.	.	.	.	.	.	.	.	.	0.3
		4	M	.	0.2	.	.	.	0.1	0.2	0.2	0.0	0.0	.	.	0.7
			F	0.1	0.2	.	.	.	0.1	0.2	0.2	0.0	0.0	.	.	0.7
		5	M	0.1	0.1	.	.	.	0.1	0.1	.	0.2	0.0	.	.	0.5
			F	0.1	0.1	.	.	.	0.1	0.1	.	0.2	0.1	.	.	0.7
		T	M	0.2	0.1	0.1	0.1	0.1	0.1	0.1	0.1	0.1	0.1	0.0	.	0.6
			F	0.2	0.1	0.1	0.1	0.1	0.1	0.1	0.1	0.1	0.1	0.1	.	0.8
VARIOUS NON-FOOD PRODUCTS	656	1A	M	0.2	0.4	0.1	0.1	0.1	0.1	0.1	0.1	0.1	0.1	0.1	0.7	
			F	0.2	0.4	0.1	0.1	0.1	0.1	0.1	0.1	0.1	0.1	0.1	2.1	
		1B	M	0.4	0.5	0.1	0.3	0.4	0.3	0.4	0.3	0.4	0.2	.	.	2.7
			F	.	.	.	.	.	.	.	.	.	.	.	.	.
		2	M	.	.	.	.	.	.	.	.	.	.	.	.	0.1
			F	.	.	.	.	.	.	.	.	.	.	.	.	0.2
		3	M	0.1	.	.	.	.	.	.	.	.	.	.	.	0.2
			F	0.2	.	.	.	.	.	.	.	.	.	.	.	1.1
		4	M	1.0	.	.	.	.	.	.	.	.	.	.	.	1.3
			F	1.2	.	.	.	.	.	.	.	.	.	.	.	3.6
		5	M	0.3	0.1	0.2	0.1	0.4	0.4	.	.	0.1	0.1	0.1	.	4.0
			F	2.5	0.1	0.3	0.1	0.4	0.4	.	.	0.1	0.1	0.1	.	1.0
		T	M	0.8	0.3	.	0.1	0.6	0.3	0.3	0.2	0.2	0.8	0.8	.	5.8
			F	3.4	0.3	.	0.2	0.7	0.3	0.3	0.3	0.3	0.8	0.8	.	6.8
RETAIL TRADE	64/653- 656	1A	M	4.2	0.3	.	0.2	0.7	0.3	0.3	0.3	0.3	0.3	0.3	1.7	
			F	1.3	0.4	0.3	0.3	1.0	0.3	0.4	0.4	0.9	0.9	.	10.6	
		1B	M	8.3	0.5	0.4	0.3	1.1	0.4	0.4	0.4	0.4	0.9	0.9	.	12.3
			F	0.2	0.1	.	.	.	.	.	.	.	.	.	.	0.5
		2	M	0.1	0.1	.	.	.	.	.	.	.	.	.	.	0.2
			F	0.3	0.1	.	.	.	.	.	.	.	.	.	.	0.6
		3	M	0.1	.	.	.	.	.	.	.	.	.	.	.	0.3
			F	0.2	0.1	.	.	.	.	.	0.0	0.1	0.1	.	.	0.5
		4	M	0.3	0.1	.	.	.	.	0.1	0.0	0.3	0.1	0.1	.	0.5
			F	0.4	0.1	.	0.1	0.2	0.2	0.2	0.3	0.3	0.2	0.2	.	1.3
		5	M	0.6	0.2	.	0.1	0.2	0.2	0.2	0.2	0.3	0.1	0.1	.	1.8
			F	0.3	0.2	0.1	0.1	0.0	0.4	0.2	0.1	0.3	0.1	0.1	.	1.0
		T	M	1.9	0.8	0.2	0.2	0.4	0.4	0.2	0.3	0.3	0.1	0.1	.	4.4
			F	2.3	1.0	0.3	0.6	0.4	0.3	0.3	0.4	0.4	0.1	0.1	.	5.3
5	M	1.0	0.4	0.3	0.3	0.3	0.1	0.1	0.2	0.2	0.1	0.1	.	2.6		
	F	5.6	1.8	1.0	0.9	1.3	0.8	0.8	1.0	1.0	0.4	0.4	.	13.6		
T	M	6.6	2.3	1.3	1.3	1.3	1.3	1.3	1.0	2.0	0.5	0.5	.	16.2		
	F	2.5	0.6	0.2	0.6	0.4	0.2	0.2	0.0	0.2	0.2	0.2	.	5.5		
T	M	9.0	2.4	1.0	3.0	1.8	1.8	1.2	2.7	1.8	1.8	1.8	.	23.0		
	F	11.6	3.0	1.2	3.6	2.2	1.4	1.4	3.5	2.0	2.0	2.0	.	28.5		
T	M	4.4	1.4	0.7	1.1	0.6	0.5	0.5	1.2	0.5	0.5	0.5	.	10.3		
	F	17.1	5.2	2.2	4.4	3.7	2.3	2.3	5.1	2.5	2.5	2.5	.	42.6		
T	M	21.6	6.5	2.9	5.6	4.3	2.8	2.8	6.3	3.0	3.0	.	52.8			

TAB.E1

SALARIES SELON L. ACTIVITE, LE SEXE, LA QUALIFICATION, LA REGION ET LE REGIME DE TRAVAIL

(%) REGIME DE TRAVAIL: TEMPS PARTIEL (%)

REGION										SEXE	QUALIFICATION	NACE	ACTIVITE	
REGION PARISIENNE	BASSIN PARISIEN	NORD	EST	OUEST	SUD-OUEST	CENTRE-EST	MEDITERRANEE	(*)	TOTAL					
70.4											M	1A	653	LIVRES, JOURN., PAPIER, EQ. BUREAU
80.0											F	1A	653	LIVRES, JOURN., PAPIER, EQ. BUREAU
87.0											M	1B	653	LIVRES, JOURN., PAPIER, EQ. BUREAU
81.4											F	1B	653	LIVRES, JOURN., PAPIER, EQ. BUREAU
70.3	70.3										M	2	653	LIVRES, JOURN., PAPIER, EQ. BUREAU
30.6	44.4										F	2	653	LIVRES, JOURN., PAPIER, EQ. BUREAU
20.2	50.0										M	3	653	LIVRES, JOURN., PAPIER, EQ. BUREAU
52.7	19.0										F	3	653	LIVRES, JOURN., PAPIER, EQ. BUREAU
20.0	27.5			12.5							M	4	653	LIVRES, JOURN., PAPIER, EQ. BUREAU
30.0	24.1		9.2	7.0		10.0					F	4	653	LIVRES, JOURN., PAPIER, EQ. BUREAU
40.0	20.0		11.4								M	5	653	LIVRES, JOURN., PAPIER, EQ. BUREAU
40.3	14.1		10.2	11.3		5.0	4.0				F	5	653	LIVRES, JOURN., PAPIER, EQ. BUREAU
40.4	19.0		10.5	9.4		8.0	4.0				M	T	653	LIVRES, JOURN., PAPIER, EQ. BUREAU
51.0	31.4		5.6			5.0					F	T	653	LIVRES, JOURN., PAPIER, EQ. BUREAU
50.2	17.0	2.0	0.0	0.6	2.7	5.0	3.0				M	T	653	LIVRES, JOURN., PAPIER, EQ. BUREAU
50.5	23.3	1.4	7.6	0.2	1.0	5.7	3.4				F	T	653	LIVRES, JOURN., PAPIER, EQ. BUREAU
											M	1A	654/655	autres commerces de detail
											F	1A	654/655	autres commerces de detail
											M	1B	654/655	autres commerces de detail
											F	1B	654/655	autres commerces de detail
				63.2							M	2	654/655	autres commerces de detail
				51.4				25.1			F	2	654/655	autres commerces de detail
								21.7			M	3	654/655	autres commerces de detail
	20.0										F	3	654/655	autres commerces de detail
	20.2										M	4	654/655	autres commerces de detail
20.0	21.4		15.5					16.2			F	4	654/655	autres commerces de detail
14.2	11.3		14.0	9.2				6.4			M	5	654/655	autres commerces de detail
10.7	14.0		15.0	0.4				0.0			F	T	654/655	autres commerces de detail
25.0	30.0										M	T	654/655	autres commerces de detail
17.4	21.0	9.0	10.1	0.0		9.3	7.4				F	T	654/655	autres commerces de detail
10.5	24.0	0.0	15.0	0.7		0.0	0.5				M	T	654/655	autres commerces de detail
25.0	21.5	0.1	11.3	7.6		0.0	11.0				F	T	654/655	autres commerces de detail
10.3	10.2	3.0	10.1	17.0		10.0	0.0				M	T	654/655	autres commerces de detail
13.0	10.0	4.0	10.4	15.4		10.5	0.0				F	T	654/655	autres commerces de detail
											M	1A	656	produits divers non aliment.
											F	1A	656	produits divers non aliment.
											M	1B	656	produits divers non aliment.
											F	1B	656	produits divers non aliment.
											M	2	656	produits divers non aliment.
											F	2	656	produits divers non aliment.
											M	3	656	produits divers non aliment.
											F	3	656	produits divers non aliment.
											M	4	656	produits divers non aliment.
											F	4	656	produits divers non aliment.
											M	5	656	produits divers non aliment.
											F	5	656	produits divers non aliment.
											M	T	64/653-656	commerce de detail
											F	T	64/653-656	commerce de detail
											M	1A	64/653-656	commerce de detail
											F	1A	64/653-656	commerce de detail
											M	1B	64/653-656	commerce de detail
											F	1B	64/653-656	commerce de detail
											M	2	64/653-656	commerce de detail
											F	2	64/653-656	commerce de detail
											M	3	64/653-656	commerce de detail
											F	3	64/653-656	commerce de detail
											M	4	64/653-656	commerce de detail
											F	4	64/653-656	commerce de detail
											M	5	64/653-656	commerce de detail
											F	5	64/653-656	commerce de detail
											M	T	64/653-656	commerce de detail
											F	T	64/653-656	commerce de detail

TAB.E1

EMPLOYEES ACCORDING TO ACTIVITY, SEX, QUALIFICATION, REGION AND TYPE OF EMPLOYEMENT

(THOUSANDS)		ALL TYPES OF EMPLOYEMENT										(MILLIERS)			
ACTIVITY	NACE	O Q U A L I F I C A T I O N	S E X	REGION											
				REGION PARI- SIENNE	BASSIN PARISIEN	NORD	EST	QUEST	SUD - QUEST	CENTRE - EST	MEDI- TERRA- NEE	(*)	TOTAL		
AGRIC. PRIMARY PROD., LIVE- STOCK, TEXT.	611	1A	M	0.2	0.2	0.1	0.0	0.1	0.1	0.1	0.1	0.1	-	0.8	
			F	0.2	0.2	0.1	0.1	0.1	0.2	0.1	0.1	0.1	-	0.9	
		1B	M	0.4	0.2	0.1	0.1	0.2	0.1	0.1	0.1	0.1	-	1.1	
			F	0.1	-	-	-	-	-	-	-	-	-	-	0.1
		2	M	0.4	0.2	0.1	0.1	0.2	0.1	0.1	0.1	0.1	-	1.2	
			F	0.4	0.4	0.2	0.1	0.5	0.3	0.2	0.2	0.2	-	2.4	
		3	M	0.1	-	-	-	-	-	-	-	-	-	-	0.3
			F	0.5	0.4	0.2	0.1	0.6	0.4	0.2	0.3	0.3	-	2.6	
		4	M	0.1	0.5	0.2	0.3	0.4	0.4	0.4	0.2	0.2	-	2.4	
			F	0.3	0.1	0.1	0.0	0.1	0.1	0.0	0.1	0.1	-	0.8	
		5	M	0.4	0.7	0.3	0.3	0.5	0.5	0.3	0.3	0.3	-	3.3	
			F	0.8	1.2	0.5	0.4	1.0	0.7	0.3	0.3	0.4	-	5.3	
	T	M	0.5	0.4	0.2	0.2	0.4	0.3	0.1	0.2	0.2	-	2.4		
		F	1.3	1.6	0.7	0.6	1.4	1.1	0.5	0.6	0.6	-	7.7		
	FUELS, ORES, INDUSTRIAL CHEMICALS	612	1A	M	0.7	1.0	0.5	0.2	0.7	0.7	0.7	0.2	0.4	-	4.4
				F	0.2	0.3	0.1	0.2	0.2	0.1	0.2	0.1	0.1	-	1.5
			1B	M	1.0	1.3	0.6	0.4	1.0	0.9	0.4	0.5	0.5	-	6.0
				F	2.7	3.4	1.5	1.1	2.9	2.5	1.0	1.4	1.4	-	16.5
			2	M	1.1	0.9	0.4	0.5	0.8	0.6	0.4	0.5	0.5	-	5.2
				F	3.8	4.3	1.9	1.6	3.7	3.1	1.4	1.8	1.8	-	21.7
			3	M	0.8	0.2	0.1	0.2	0.1	0.1	0.3	-	-	-	1.8
				F	0.8	0.2	0.1	0.2	0.1	0.1	0.3	-	-	-	1.8
			4	M	0.8	0.2	0.1	0.2	0.1	0.1	0.3	-	-	-	1.8
				F	0.8	0.2	0.1	0.2	0.1	0.1	0.3	-	-	-	1.8
5			M	0.8	0.2	0.1	0.2	0.1	0.1	0.3	-	-	-	1.8	
			F	0.8	0.2	0.1	0.2	0.1	0.1	0.3	-	-	-	1.8	
T	M	0.8	0.2	0.1	0.2	0.1	0.1	0.3	-	-	-	1.8			
	F	0.8	0.2	0.1	0.2	0.1	0.1	0.3	-	-	-	1.8			
TIMBER, BUILDING MATERIALS	613	1A	M	0.8	0.2	0.1	0.2	0.1	0.1	0.3	-	-	-	1.8	
			F	0.8	0.2	0.1	0.2	0.1	0.1	0.3	-	-	-	1.8	
		1B	M	0.8	0.2	0.1	0.2	0.1	0.1	0.3	-	-	-	1.8	
			F	0.8	0.2	0.1	0.2	0.1	0.1	0.3	-	-	-	1.8	
		2	M	0.8	0.2	0.1	0.2	0.1	0.1	0.3	-	-	-	1.8	
			F	0.8	0.2	0.1	0.2	0.1	0.1	0.3	-	-	-	1.8	
		3	M	0.8	0.2	0.1	0.2	0.1	0.1	0.3	-	-	-	1.8	
			F	0.8	0.2	0.1	0.2	0.1	0.1	0.3	-	-	-	1.8	
		4	M	0.8	0.2	0.1	0.2	0.1	0.1	0.3	-	-	-	1.8	
			F	0.8	0.2	0.1	0.2	0.1	0.1	0.3	-	-	-	1.8	
		5	M	0.8	0.2	0.1	0.2	0.1	0.1	0.3	-	-	-	1.8	
			F	0.8	0.2	0.1	0.2	0.1	0.1	0.3	-	-	-	1.8	
	T	M	0.8	0.2	0.1	0.2	0.1	0.1	0.3	-	-	-	1.8		
		F	0.8	0.2	0.1	0.2	0.1	0.1	0.3	-	-	-	1.8		
	MACHINERY, EQUIPMENTS, VEHICLES	614	1A	M	0.3	0.3	0.1	0.2	0.3	0.2	0.2	0.2	0.2	-	1.9
				F	0.8	0.5	0.2	0.3	0.4	0.2	0.2	0.2	0.2	-	2.8
			1B	M	0.1	0.0	-	-	-	-	-	-	-	-	0.3
				F	0.9	0.5	0.2	0.3	0.4	0.3	0.3	0.3	0.2	-	3.1
			2	M	0.9	0.7	0.2	0.4	0.6	0.4	0.6	0.5	0.5	-	4.3
				F	0.2	0.1	-	-	-	-	-	-	-	-	0.5
			3	M	1.0	0.8	0.3	0.4	0.7	0.4	0.5	0.5	0.5	-	4.7
				F	1.1	1.5	0.4	0.5	1.2	0.6	1.0	0.5	0.5	-	6.9
			4	M	0.5	0.3	0.1	0.2	0.3	0.1	0.2	0.2	0.2	-	1.8
				F	1.6	1.8	0.5	0.7	1.5	0.8	1.2	0.7	0.7	-	8.7
5			M	2.2	2.8	1.0	1.0	2.1	1.2	1.0	1.1	1.1	-	12.4	
			F	3.3	3.8	1.3	1.4	2.8	0.6	0.4	0.3	0.3	-	5.0	
T	M	1.5	2.0	0.8	0.6	2.0	0.6	0.6	0.8	0.8	-	17.4			
	F	0.5	0.5	0.2	0.2	0.6	0.2	0.2	0.2	0.2	-	9.3			
MACHINERY, EQUIPMENTS, VEHICLES	614	1A	M	1.9	2.5	1.1	0.8	2.6	0.8	1.0	1.0	-	11.8		
			F	6.8	7.8	2.7	3.0	6.6	3.3	3.7	3.4	3.4	-	37.4	
		1B	M	2.3	2.1	0.7	0.8	1.7	1.0	0.8	0.7	0.7	-	10.1	
			F	9.1	9.9	3.4	3.8	8.3	4.3	4.5	4.1	4.1	-	47.5	
		2	M	1.5	0.5	0.2	0.2	0.4	0.2	0.2	0.2	0.2	-	3.5	
			F	0.1	0.0	-	-	-	-	-	-	-	-	0.3	
		3	M	1.6	0.5	0.2	0.2	0.5	0.3	0.3	0.3	0.3	-	6.3	
			F	7.0	0.9	0.3	0.6	0.5	0.3	0.2	0.2	0.4	-	10.1	
		4	M	0.6	0.1	-	-	-	-	-	-	-	-	0.8	
			F	7.6	1.0	0.3	0.6	0.5	0.4	0.3	0.4	0.4	-	11.0	
		5	M	9.9	1.7	0.7	1.2	1.4	0.8	0.8	0.8	0.8	-	17.3	
			F	1.1	0.2	0.0	0.0	0.1	0.1	0.1	0.0	0.0	-	1.7	
T	M	11.0	1.9	0.7	1.3	1.5	0.9	0.9	0.8	0.8	-	19.1			
	F	5.6	2.3	0.7	0.8	1.8	1.0	0.7	0.7	0.7	-	13.6			
4	M	3.4	0.4	0.2	0.4	0.4	0.2	0.3	0.2	0.2	-	5.5			
	F	9.0	2.7	0.9	1.2	2.2	1.2	1.0	0.9	0.9	-	19.0			
5	M	7.4	5.2	1.5	2.1	4.2	2.6	1.6	1.5	1.5	-	26.0			
	F	6.0	1.9	0.7	1.0	1.2	0.7	0.7	0.6	0.6	-	12.7			
T	M	13.4	7.1	2.2	3.1	5.4	3.3	2.3	2.1	2.1	-	38.7			
	F	3.4	1.8	0.6	0.6	1.2	0.7	0.6	0.6	0.6	-	9.4			
T	M	2.7	1.1	0.3	0.4	0.6	0.2	0.3	0.2	0.2	-	5.8			
	F	6.1	2.8	0.9	1.0	1.7	0.9	0.9	0.8	0.8	-	15.2			
T	M	34.8	12.3	4.0	5.4	9.5	5.6	4.2	4.2	4.2	-	78.9			
	F	13.9	3.7	1.2	1.9	2.4	1.2	1.4	1.1	1.1	-	26.9			
TOTAL													106.8		



TAB.E1

SALARIES SELON L'ACTIVITE, LE SEXE,  
LA QUALIFICATION, LA REGION ET LE  
REGIME DE TRAVAIL  
ENS. DES REGIMES DE TRAVAIL

REGION										SEXES	QUALIFICATION	NACE	ACTIVITE
REGION PARI- SIENNE	BASSIN PARISIEN	NORD	EST	OUEST	SUD - OUEST	CENTRE - EST	MEDI- TERRA- NEE	(*)	TOTAL				
25.3	10.1	11.0	5.4	0.8	16.1	5.5	0.3	-	100.0	M	1A	011	MAT. PREM. AGR., ANIMAUX, TEXTILES
24.0	20.2	11.2	6.1	0.3	16.0	5.3	0.1	-	100.0	F	1A	011	
33.2	15.2	6.0	9.1	14.5	10.9	5.2	0.0	-	100.0	M	1B	011	
42.5	-	-	-	-	-	-	-	-	100.0	F	1B	011	
34.3	14.7	5.0	8.5	14.0	10.1	5.0	5.0	-	100.0	M	2	011	
17.2	16.6	7.3	4.3	23.1	14.5	6.7	10.3	-	100.0	F	2	011	
34.1	-	-	-	10.0	13.0	-	-	-	100.0	M	3	011	
10.0	15.0	6.6	4.4	22.7	14.3	6.0	10.2	-	100.0	F	3	011	
5.0	21.0	9.1	11.4	16.6	17.3	9.0	0.0	-	100.0	M	4	011	
30.1	16.0	7.1	5.3	12.2	12.1	4.8	11.0	-	100.0	F	4	011	
12.1	20.5	8.6	8.0	15.5	15.9	7.0	0.0	-	100.0	M	5	011	
15.0	22.1	9.2	6.7	10.4	13.9	6.3	7.5	-	100.0	F	5	011	
20.0	15.0	8.0	10.3	16.2	13.4	5.0	9.6	-	100.0	M	1A	012	
16.0	20.2	9.0	7.8	18.4	13.0	5.9	8.1	-	100.0	F	1A	012	
16.0	22.5	10.6	5.0	15.0	16.0	4.2	0.2	-	100.0	M	1B	012	
14.2	21.0	7.0	11.0	15.7	9.7	11.5	0.4	-	100.0	F	1B	012	
16.2	22.4	9.7	7.2	15.9	14.4	6.1	0.3	-	100.0	M	2	012	
16.2	20.0	9.2	6.0	17.7	15.0	6.0	0.2	-	100.0	F	2	012	
21.5	17.5	7.5	9.5	15.5	11.0	7.3	0.4	-	100.0	M	3	012	
17.5	20.0	8.6	7.5	17.2	14.2	6.3	0.5	-	100.0	F	3	012	
46.0	11.1	5.0	10.0	4.3	3.7	15.0	-	-	100.0	M	4	012	
40.1	11.6	5.3	11.0	4.2	3.6	15.5	-	-	100.0	F	4	012	
89.0	5.0	5.0	5.0	2.3	1.2	10.5	1.2	-	100.0	M	1A	013	
74.7	-	-	-	-	-	-	-	-	100.0	F	1A	013	
60.0	5.0	5.0	5.0	2.2	1.2	17.2	1.2	-	100.0	M	1B	013	
63.0	6.0	5.5	4.7	1.4	2.2	15.0	1.3	-	100.0	F	1B	013	
61.2	-	-	-	-	-	6.4	-	-	100.0	M	2	013	
65.2	0.4	5.1	4.3	1.4	2.4	13.0	1.3	-	100.0	F	2	013	
45.7	0.0	0.6	8.3	3.3	2.5	17.9	2.0	-	100.0	M	3	013	
63.0	6.0	5.4	6.2	2.0	1.0	13.1	-	-	100.0	F	3	013	
60.0	0.0	0.4	7.7	3.1	2.3	18.5	2.3	-	100.0	M	4	013	
36.0	14.4	16.2	9.0	4.0	2.4	14.0	3.1	-	100.0	F	4	013	
61.2	11.3	5.0	8.0	3.3	2.5	15.1	1.0	-	100.0	M	5	013	
41.0	13.4	12.5	8.3	4.3	2.4	14.4	2.7	-	100.0	F	5	013	
39.0	15.0	5.4	12.0	3.1	4.1	19.3	1.2	-	100.0	M	1A	014	
42.0	16.0	4.2	8.2	4.3	4.5	16.7	3.4	-	100.0	F	1A	014	
30.0	15.7	5.1	11.3	3.4	4.2	10.7	1.0	-	100.0	M	1B	014	
40.3	11.4	9.4	8.4	3.3	2.8	16.5	2.1	-	100.0	F	1B	014	
55.2	10.1	4.0	8.1	3.1	2.0	13.0	2.0	-	100.0	M	2	014	
40.3	11.1	8.3	8.3	3.2	2.6	15.0	2.1	-	100.0	F	2	014	
16.0	17.7	5.0	12.5	14.3	10.9	10.0	11.0	-	100.0	M	3	014	
18.0	17.0	5.1	12.0	13.0	10.0	10.0	11.0	-	100.0	F	3	014	
20.3	17.4	0.0	9.0	13.7	8.9	8.6	7.5	-	100.0	M	4	014	
41.3	12.6	-	-	12.0	-	-	-	-	100.0	F	4	014	
20.4	17.0	5.0	9.4	13.0	8.0	8.5	7.0	-	100.0	M	1A	015	
20.0	16.0	5.0	10.0	14.7	8.0	11.0	11.0	-	100.0	F	1A	015	
34.4	14.0	-	-	13.5	12.0	8.0	7.6	-	100.0	M	2	015	
22.2	16.4	5.7	8.3	14.0	9.1	11.0	11.3	-	100.0	F	2	015	
10.1	21.6	6.0	7.4	17.5	9.4	14.0	7.0	-	100.0	M	3	015	
20.5	17.0	4.7	9.2	14.4	7.0	12.0	9.3	-	100.0	F	3	015	
10.0	21.0	5.7	7.0	16.9	8.9	13.5	8.2	-	100.0	M	4	015	
17.0	22.3	8.0	7.0	17.3	9.9	8.2	8.6	-	100.0	F	4	015	
31.3	23.5	6.3	9.3	14.5	11.2	7.7	6.3	-	100.0	M	5	015	
10.0	22.6	7.5	8.3	16.5	10.2	8.1	7.0	-	100.0	F	5	015	
10.0	21.5	9.1	6.6	21.0	7.0	8.6	9.5	-	100.0	M	1A	016	
10.5	21.0	8.6	8.6	23.1	8.4	6.4	6.5	-	100.0	F	1A	016	
10.5	21.4	9.0	6.6	22.0	7.5	8.1	8.0	-	100.0	M	1B	016	
10.2	30.0	7.3	8.1	17.7	8.0	9.0	9.1	-	100.0	F	1B	016	
22.4	21.1	6.5	8.3	16.4	8.0	8.2	7.1	-	100.0	M	2	016	
10.1	30.0	7.2	8.1	17.4	9.1	8.6	8.7	-	100.0	F	2	016	
43.4	14.1	4.8	8.0	12.7	6.7	5.5	8.0	-	100.0	M	3	016	
30.7	11.3	-	-	15.1	-	-	-	-	100.0	F	3	016	
42.0	13.0	4.7	6.4	13.0	6.9	5.4	7.1	-	100.0	M	4	016	
60.2	8.7	2.5	5.7	4.7	3.2	2.5	3.5	-	100.0	F	4	016	
72.2	8.0	-	-	-	-	-	3.0	-	100.0	M	5	016	
60.4	8.7	2.4	5.5	4.6	3.3	2.5	3.5	-	100.0	F	5	016	
57.0	10.0	4.1	7.0	8.0	4.0	4.7	4.4	-	100.0	M	1A	017	
60.1	11.3	2.3	2.5	8.6	3.4	4.7	2.2	-	100.0	F	1A	017	
57.0	10.1	3.0	6.6	8.0	4.7	4.7	4.2	-	100.0	M	2	017	
41.2	16.6	5.3	5.7	13.3	7.2	5.3	5.3	-	100.0	F	2	017	
61.0	7.0	3.0	7.5	7.5	3.0	5.3	3.3	-	100.0	M	3	017	
47.1	14.0	4.7	6.2	11.6	6.3	5.3	4.7	-	100.0	F	3	017	
20.3	30.0	5.0	6.0	16.2	9.0	8.2	5.7	-	100.0	M	4	017	
47.1	14.0	5.2	7.7	9.5	5.5	5.3	4.0	-	100.0	F	4	017	
34.5	10.3	5.6	7.0	14.0	8.4	5.0	5.5	-	100.0	M	5	017	
38.4	19.0	6.3	6.1	12.2	7.1	6.4	6.4	-	100.0	F	5	017	
40.6	19.5	4.0	7.4	10.2	3.5	5.6	3.5	-	100.0	M	1A	018	
40.3	19.0	5.7	6.8	11.5	5.0	6.1	5.3	-	100.0	F	1A	018	
43.5	19.4	4.9	6.0	11.0	7.0	5.2	5.2	-	100.0	M	1B	018	
51.0	13.6	4.4	7.2	9.1	4.6	5.2	4.1	-	100.0	F	1B	018	
49.6	15.0	4.0	6.0	11.1	6.4	5.2	4.9	-	100.0	M	2	018	

TAB.E1

EMPLOYEES ACCORDING TO ACTIVITY, SEX, QUALIFICATION, REGION AND TYPE OF EMPLOYEMENT

(THOUSANDS)		ALL TYPES OF EMPLOYEMENT										(MILLIERS)					
ACTIVITY	NACE	O U A L I F I C A T I O N	S E X	REGION													
				REGION PARI- SIENNE	BASSIN PARISIEN	NORD	EST	QUEST	SUD QUEST	CENTRE EST	MEDI- TERRA- NEE	(*)	TOTAL				
FURNITURE, HSEND. GOODS, HARDWARE	615	1A	M	0.9	0.3	0.1	0.2	0.2	0.2	0.2	0.2	0.2	0.2	-	2.3		
			F	0.9	0.3	0.1	0.2	0.2	0.2	0.2	0.2	0.2	0.2	-	0.2		
		1B	M	3.9	0.5	0.3	0.4	0.3	0.4	0.4	0.6	0.4	-	-	6.7		
			F	0.5	-	-	-	-	-	-	-	-	-	-	-	0.8	
		2	M	4.5	0.6	0.3	0.4	0.3	0.4	0.4	0.6	0.4	-	-	7.5		
			F	7.2	1.3	0.5	0.5	0.6	0.6	1.0	1.2	0.9	-	-	13.2		
		3	M	0.7	0.1	-	-	-	-	0.1	0.1	0.1	-	-	1.3		
			F	8.0	1.4	0.5	0.6	0.7	1.1	1.1	1.3	1.0	-	-	14.6		
		4	M	3.9	1.6	0.6	0.8	0.8	1.1	1.0	1.0	0.7	-	-	10.4		
			F	2.8	0.5	0.2	0.3	0.3	0.3	0.3	0.3	0.3	-	-	5.1		
		5	M	6.7	2.1	0.8	1.1	1.1	1.4	1.4	1.3	0.9	-	-	15.5		
			F	5.8	2.9	1.0	1.2	2.1	1.5	1.9	1.7	1.7	-	-	18.2		
		T	M	5.4	1.9	0.6	0.9	1.0	1.2	1.2	1.2	0.8	-	-	13.0		
			F	11.2	4.8	1.6	2.1	3.1	2.7	3.1	2.5	2.5	-	-	31.2		
		TEXTILES, CLOTH- ING, FOOTWR. LEATHERWARE	616	1A	M	2.3	1.2	0.4	0.7	0.7	0.9	0.9	0.9	0.9	-	8.0	
					F	2.3	0.9	0.5	0.6	0.5	0.5	0.7	0.3	-	-	6.2	
				1B	M	4.6	2.1	0.9	1.3	1.2	1.4	1.5	1.2	1.2	-	-	14.2
					F	24.1	7.7	3.0	3.9	4.7	5.1	5.8	4.6	4.6	-	-	58.9
				2	M	11.8	3.5	1.4	1.8	1.9	2.3	2.4	1.6	1.6	-	-	26.7
					F	35.9	11.2	4.4	5.7	6.6	7.4	8.2	6.2	6.2	-	-	85.5
3	M			0.5	0.1	0.0	0.0	-	0.1	0.0	0.1	-	-	-	0.8		
	F			0.1	-	-	-	-	-	-	-	-	-	-	0.1		
4	M			0.5	0.1	0.0	0.1	-	0.1	0.1	0.1	-	-	-	0.9		
	F			0.8	0.1	0.1	0.1	-	0.1	0.1	0.1	-	-	-	1.3		
5	M			0.3	-	-	-	-	-	-	-	-	-	-	0.4		
	F			1.1	0.1	0.1	0.1	-	0.1	0.1	0.1	-	-	-	1.6		
T	M			1.2	0.2	0.1	0.2	0.1	0.2	0.2	0.1	-	-	-	2.1		
	F			0.5	0.1	0.0	0.0	-	0.1	0.1	0.1	-	-	-	0.7		
FOOD, DRINK, TOBACCO	617			1A	M	1.6	0.3	0.1	0.2	0.1	0.2	0.2	0.1	-	-	2.9	
					F	0.5	0.0	0.1	0.2	0.1	0.1	0.1	0.1	-	-	1.1	
				1B	M	1.3	0.1	0.1	0.1	0.1	0.1	0.1	0.1	-	-	1.8	
					F	1.7	0.1	0.2	0.3	0.1	0.2	0.1	0.1	-	-	2.8	
				2	M	1.2	0.2	0.2	0.2	0.1	0.2	0.1	0.1	-	-	2.3	
					F	2.1	0.4	0.3	0.4	0.2	0.4	0.2	0.3	-	-	4.2	
		3	M	3.3	0.5	0.5	0.5	0.3	0.6	0.4	0.3	-	-	6.5			
			F	1.0	0.1	0.1	0.1	0.0	0.1	0.1	0.1	-	-	1.7			
		4	M	2.0	0.2	0.2	0.3	0.1	0.2	0.2	0.3	-	-	3.5			
			F	3.0	0.4	0.3	0.4	0.2	0.3	0.3	0.4	-	-	5.2			
		5	M	5.2	0.6	0.6	0.7	0.4	0.8	0.6	0.5	-	-	9.3			
			F	6.1	0.8	0.6	0.9	0.4	0.7	0.6	0.7	-	-	10.7			
		T	M	11.3	1.4	1.2	1.6	0.8	1.5	1.2	1.2	-	-	20.0			
			F	1.0	0.7	0.3	0.3	0.6	0.5	0.2	0.7	-	-	4.2			
		TOBACCO PRODUCTS	617.6	1A	M	1.0	0.7	0.3	0.3	0.6	0.6	0.6	0.7	0.7	-	4.4	
					F	2.3	1.0	0.3	0.5	0.6	0.7	0.5	0.7	-	-	6.7	
				1B	M	0.4	-	-	-	-	-	-	-	-	-	0.8	
					F	2.7	1.1	0.4	0.6	0.6	0.8	0.6	0.7	-	-	7.4	
				2	M	3.3	1.8	0.7	0.5	1.5	1.1	1.2	1.4	-	-	11.4	
					F	0.5	0.2	-	-	0.2	0.2	0.1	0.1	-	-	1.4	
3	M			3.8	2.1	0.8	0.6	1.6	1.3	1.2	1.5	-	-	12.8			
	F			2.4	3.0	0.9	1.1	1.8	1.0	1.2	1.5	-	-	12.8			
4	M			1.3	0.6	0.3	0.2	0.4	0.5	0.5	0.4	-	-	4.1			
	F			3.7	3.6	1.1	1.3	2.2	1.5	1.7	1.8	-	-	17.0			
5	M			10.5	7.0	2.7	3.9	7.5	3.7	3.5	4.6	-	-	43.3			
	F			4.5	3.4	1.2	1.0	2.7	2.4	1.5	1.6	-	-	18.1			
T	M			15.0	10.4	3.9	4.9	10.1	6.0	4.9	6.2	-	-	61.4			
	F			4.4	4.4	2.5	1.5	4.3	2.0	2.4	1.7	-	-	23.2			
T	M			3.3	3.4	1.6	1.7	4.1	3.0	1.8	2.8	-	-	21.7			
	F			7.7	7.8	4.1	3.2	8.4	5.0	4.2	4.5	-	-	44.8			
T	M			23.9	17.8	7.5	7.8	16.2	9.1	9.0	10.4	-	-	101.7			
	F			10.1	7.8	3.2	3.0	7.4	6.0	3.9	4.9	-	-	46.3			
T	M			34.0	25.6	10.7	10.8	23.6	15.1	12.9	15.4	-	-	148.0			
	F			-	-	-	-	-	-	-	-	-	-	-	-		

TAB.E1

SALARIES SELON L'ACTIVITE, LE SEXE,  
LA QUALIFICATION, LA REGION ET LE  
REGIME DE TRAVAIL  
ENS. DES REGIMES DE TRAVAIL

REGION										SEXE	QUALIFICATION	NACE	ACTIVITE
REGION PARI- SIENNE	BASSIN PARISIEN	NORD	EST	OUEST	SUD - OUEST	CENTRE - EST	MEDI- TERRA- NEE	(*)	TOTAL				
38.0	14.0	5.4	8.3	7.0	7.2	9.0	7.7	-	100.0	M	1A	615	MEUBLES, ART. MENAGERS QUINCAILLERIE
37.4	13.2	5.0	9.1	7.5	9.0	9.0	8.4	-	100.0	F	1A	615	MEUBLES, ART. MENAGERS QUINCAILLERIE
50.5	7.0	3.0	5.0	5.0	5.0	8.0	5.3	-	100.0	T	1A	615	MEUBLES, ART. MENAGERS QUINCAILLERIE
85.3	-	-	-	-	-	-	-	-	100.0	M	1B	615	MEUBLES, ART. MENAGERS QUINCAILLERIE
50.2	7.6	4.0	5.6	4.6	5.0	8.2	4.9	-	100.0	F	1B	615	MEUBLES, ART. MENAGERS QUINCAILLERIE
54.7	9.7	3.6	4.1	4.7	7.4	9.3	6.5	-	100.0	T	1B	615	MEUBLES, ART. MENAGERS QUINCAILLERIE
53.0	0.2	-	-	-	11.0	7.6	9.0	-	100.0	M	2	615	MEUBLES, ART. MENAGERS QUINCAILLERIE
54.6	0.0	3.5	4.0	4.0	7.0	9.2	6.0	-	100.0	F	2	615	MEUBLES, ART. MENAGERS QUINCAILLERIE
37.2	15.0	5.7	7.5	7.5	10.0	8.7	6.4	-	100.0	T	2	615	MEUBLES, ART. MENAGERS QUINCAILLERIE
55.0	10.2	4.0	5.7	5.7	6.1	6.1	5.3	-	100.0	M	3	615	MEUBLES, ART. MENAGERS QUINCAILLERIE
43.3	13.4	5.4	0.0	0.0	9.3	8.6	6.1	-	100.0	F	3	615	MEUBLES, ART. MENAGERS QUINCAILLERIE
32.0	15.0	5.7	0.0	11.6	8.3	10.4	9.4	-	100.0	T	3	615	MEUBLES, ART. MENAGERS QUINCAILLERIE
41.2	14.7	4.6	0.0	0.0	0.0	9.4	6.4	-	100.0	M	4	615	MEUBLES, ART. MENAGERS QUINCAILLERIE
35.0	15.3	5.3	0.0	10.1	0.0	10.0	8.1	-	100.0	F	4	615	MEUBLES, ART. MENAGERS QUINCAILLERIE
28.0	14.0	5.0	0.7	0.7	11.4	10.0	10.9	-	100.0	T	4	615	MEUBLES, ART. MENAGERS QUINCAILLERIE
37.4	14.2	7.6	9.1	7.7	8.2	10.4	5.4	-	100.0	M	5	615	MEUBLES, ART. MENAGERS QUINCAILLERIE
32.7	14.6	0.5	0.0	0.3	10.0	10.6	6.5	-	100.0	F	5	615	MEUBLES, ART. MENAGERS QUINCAILLERIE
40.0	13.1	5.0	0.5	0.0	0.0	9.0	7.0	-	100.0	T	5	615	MEUBLES, ART. MENAGERS QUINCAILLERIE
44.3	13.1	5.3	0.0	7.1	0.5	8.0	6.0	-	100.0	M	T	615	MEUBLES, ART. MENAGERS QUINCAILLERIE
42.0	13.1	5.1	0.6	7.7	0.0	9.5	7.3	-	100.0	F	T	615	MEUBLES, ART. MENAGERS QUINCAILLERIE
57.5	6.5	5.0	5.4	-	9.7	5.1	6.0	-	100.0	M	1A	616	TEXTILE, HABILLEMENT, CHAUSSURES
55.0	-	-	-	-	-	-	-	-	100.0	F	1A	616	TEXTILE, HABILLEMENT, CHAUSSURES
57.3	0.0	5.2	5.7	-	9.6	5.7	7.3	-	100.0	T	1A	616	TEXTILE, HABILLEMENT, CHAUSSURES
66.1	4.5	4.5	7.5	-	4.1	4.7	6.3	-	100.0	M	1B	616	TEXTILE, HABILLEMENT, CHAUSSURES
78.0	-	-	-	-	-	-	-	-	100.0	F	1B	616	TEXTILE, HABILLEMENT, CHAUSSURES
60.0	4.0	3.7	6.7	-	4.4	4.5	6.1	-	100.0	T	1B	616	TEXTILE, HABILLEMENT, CHAUSSURES
54.1	0.0	4.0	0.2	4.4	9.1	7.4	3.7	-	100.0	M	2	616	TEXTILE, HABILLEMENT, CHAUSSURES
61.1	12.0	2.7	0.4	-	-	7.3	-	-	100.0	F	2	616	TEXTILE, HABILLEMENT, CHAUSSURES
55.0	0.3	4.4	7.7	3.7	7.7	7.4	3.0	-	100.0	T	2	616	TEXTILE, HABILLEMENT, CHAUSSURES
42.0	3.1	0.6	14.2	6.5	0.0	7.5	5.1	-	100.0	M	3	616	TEXTILE, HABILLEMENT, CHAUSSURES
73.3	4.0	3.4	5.0	2.0	5.0	3.4	-	-	100.0	F	3	616	TEXTILE, HABILLEMENT, CHAUSSURES
61.3	3.6	5.8	9.1	5.1	6.0	5.0	3.2	-	100.0	T	3	616	TEXTILE, HABILLEMENT, CHAUSSURES
53.0	7.4	7.3	0.0	4.0	10.1	5.0	4.0	-	100.0	M	4	616	TEXTILE, HABILLEMENT, CHAUSSURES
40.0	0.0	7.2	9.0	4.2	9.4	5.5	6.1	-	100.0	F	4	616	TEXTILE, HABILLEMENT, CHAUSSURES
51.1	0.4	7.2	8.3	4.4	9.0	5.7	5.3	-	100.0	T	4	616	TEXTILE, HABILLEMENT, CHAUSSURES
60.3	6.3	4.0	5.0	2.0	6.0	6.0	7.0	-	100.0	M	5	616	TEXTILE, HABILLEMENT, CHAUSSURES
56.0	7.0	5.7	8.6	3.5	4.3	6.0	9.4	-	100.0	F	5	616	TEXTILE, HABILLEMENT, CHAUSSURES
57.1	6.0	5.4	7.7	3.3	4.0	6.3	8.0	-	100.0	T	5	616	TEXTILE, HABILLEMENT, CHAUSSURES
55.7	6.4	6.1	7.0	4.3	0.2	6.4	5.1	-	100.0	M	T	616	TEXTILE, HABILLEMENT, CHAUSSURES
57.3	7.5	5.5	8.0	3.4	6.5	5.4	6.4	-	100.0	F	T	616	TEXTILE, HABILLEMENT, CHAUSSURES
56.5	7.0	5.0	7.0	3.0	7.3	5.0	5.0	-	100.0	T	T	616	TEXTILE, HABILLEMENT, CHAUSSURES
22.0	15.4	7.3	7.5	14.0	12.3	4.5	16.2	-	100.0	M	1A	617	PRODUITS ALIM., BOISSONS, TABAC
23.1	15.7	7.5	7.1	13.5	12.5	4.5	16.1	-	100.0	F	1A	617	PRODUITS ALIM., BOISSONS, TABAC
34.1	15.2	5.1	8.2	8.7	10.6	8.0	10.2	-	100.0	T	1A	617	PRODUITS ALIM., BOISSONS, TABAC
51.5	-	-	-	-	-	-	-	-	100.0	M	1B	617	PRODUITS ALIM., BOISSONS, TABAC
35.0	14.4	5.0	7.7	0.0	10.4	7.0	8.4	-	100.0	F	1B	617	PRODUITS ALIM., BOISSONS, TABAC
28.7	15.9	6.4	4.3	12.0	9.0	10.2	11.0	-	100.0	T	1B	617	PRODUITS ALIM., BOISSONS, TABAC
35.3	16.0	-	-	13.0	11.0	-	9.2	-	100.0	M	2	617	PRODUITS ALIM., BOISSONS, TABAC
28.4	16.0	6.3	4.4	12.0	10.0	0.5	11.0	-	100.0	F	2	617	PRODUITS ALIM., BOISSONS, TABAC
10.0	23.0	0.0	0.2	14.0	0.0	9.0	11.5	-	100.0	T	2	617	PRODUITS ALIM., BOISSONS, TABAC
31.0	15.0	6.2	5.1	9.0	11.1	12.3	8.6	-	100.0	M	3	617	PRODUITS ALIM., BOISSONS, TABAC
22.0	21.2	6.7	7.5	12.0	8.0	10.2	10.0	-	100.0	F	3	617	PRODUITS ALIM., BOISSONS, TABAC
24.3	16.1	6.3	9.0	17.2	8.5	0.0	10.5	-	100.0	T	3	617	PRODUITS ALIM., BOISSONS, TABAC
24.0	18.0	6.4	5.4	14.7	13.0	0.1	8.0	-	100.0	M	4	617	PRODUITS ALIM., BOISSONS, TABAC
24.4	18.0	6.3	7.9	16.5	9.0	0.0	10.0	-	100.0	F	4	617	PRODUITS ALIM., BOISSONS, TABAC
19.1	18.0	10.0	0.4	10.6	8.7	10.3	7.2	-	100.0	T	4	617	PRODUITS ALIM., BOISSONS, TABAC
15.3	15.7	7.5	7.9	10.7	13.6	0.3	12.0	-	100.0	M	5	617	PRODUITS ALIM., BOISSONS, TABAC
17.2	17.3	9.2	7.1	10.7	11.1	9.3	10.0	-	100.0	F	5	617	PRODUITS ALIM., BOISSONS, TABAC
23.5	17.5	7.4	7.7	15.0	8.0	0.0	10.3	-	100.0	T	5	617	PRODUITS ALIM., BOISSONS, TABAC
21.7	16.0	7.0	8.5	15.0	13.0	0.4	10.6	-	100.0	M	T	617	PRODUITS ALIM., BOISSONS, TABAC
22.0	17.3	7.3	7.3	15.0	10.2	0.7	10.4	-	100.0	F	T	617	PRODUITS ALIM., BOISSONS, TABAC



TAB.E1

SALARIES SELON L ACTIVITE, LE SEXE,  
LA QUALIFICATION, LA REGION ET LE  
REGIME DE TRAVAIL

ENS. DES REGIMES DE TRAVAIL

(%)

REGION										SEX	Q U A L I F I C A T I O N	NACE	ACTIVITE
REGION PARI- SIENNE	BASSIN PARISIEN	NORD	EST	OUEST	SUD OUEST	CENTRE EST	MEDI- TERRA- NEE	(*)	TOTAL				
39.8	10.8	3.5	7.0	7.0	8.0	11.8	8.8	-	100.0	M	1A	810	PR. PHARM., MEDICAM., D'ENTRETIEN
37.5	10.8	5.0	7.3	8.2	8.1	11.0	10.0	-	100.0	F			
50.0	0.2	3.5	0.1	4.7	1.0	0.7	7.0	-	100.0	M	1B		
60.0	-	-	-	-	-	-	-	-	100.0	F			
60.4	0.1	2.0	0.4	4.7	1.0	0.1	7.5	-	100.0	T	2		
55.9	0.3	3.0	4.2	0.0	5.4	6.2	7.0	-	100.0	F			
53.0	10.4	-	-	7.1	5.5	3.0	4.7	-	100.0	M			
55.1	11.2	3.4	4.3	7.8	5.4	5.7	7.0	-	100.0	F	3		
32.0	0.6	10.4	10.2	13.3	3.0	13.0	6.0	-	100.0	M			
53.0	7.7	4.5	0.3	7.4	4.0	0.5	4.8	-	100.0	F	4		
42.4	0.2	7.7	0.4	10.6	4.3	11.4	0.0	-	100.0	T	5		
41.2	13.0	3.5	0.8	7.5	7.2	7.8	10.0	-	100.0	M			
47.0	12.7	2.0	7.0	10.0	5.0	5.7	7.6	-	100.0	F			
45.1	12.0	2.6	0.2	0.0	0.3	0.5	0.0	-	100.0	M	1A	810.1	PRODUITS PHARM.
20.1	0.7	3.7	0.1	10.2	11.0	14.5	15.7	-	100.0	F			
27.0	21.5	3.4	0.3	0.5	12.7	0.7	13.0	-	100.0	T			
27.4	17.4	3.5	7.5	7.0	12.4	0.4	14.5	-	100.0	M			
43.0	10.7	4.4	7.4	8.4	6.7	0.4	10.1	-	100.0	F			
43.7	14.6	2.6	7.0	0.1	7.3	6.1	8.7	-	100.0	M			
43.3	12.7	3.5	7.6	8.0	7.0	7.7	0.4	-	100.0	F			
47.1	-	-	-	-	11.0	-	-	-	100.0	T	1A	810.1	PRODUITS PHARM.
42.0	-	-	-	-	12.0	-	-	-	100.0	F			
51.4	14.1	-	-	-	-	-	15.7	-	100.0	M	1B		
50.0	-	-	-	-	-	-	-	-	100.0	F			
53.4	12.6	-	-	-	-	-	15.4	-	100.0	T	2		
47.7	20.4	-	-	-	0.0	-	-	-	100.0	M			
51.0	25.3	-	-	-	5.1	6.0	4.0	-	100.0	F	3		
56.4	0.7	-	-	15.5	-	-	-	-	100.0	T	4		
46.5	10.5	-	10.5	13.0	0.1	6.0	3.5	8.0	100.0	M			
52.5	10.1	-	12.0	14.7	-	-	-	-	100.0	F			
51.1	11.0	-	0.0	0.1	6.0	3.5	8.0	-	100.0	T	5		
32.0	13.1	-	0.5	11.0	4.0	2.0	7.1	-	100.0	M			
52.1	12.7	-	0.0	10.0	5.5	3.1	7.7	-	100.0	F			
22.2	10.2	-	7.1	14.0	18.0	-	24.6	-	100.0	T	1A	810	AUTRES COMMERCES DE GROS
10.6	20.2	-	0.6	7.5	15.0	-	10.7	-	100.0	M			
20.1	25.5	-	0.1	0.0	15.6	2.7	10.3	-	100.0	F			
40.0	12.0	-	0.6	0.0	7.4	3.1	10.2	-	100.0	T	2		
44.0	17.6	-	0.0	10.1	7.3	2.6	8.3	-	100.0	M			
45.0	15.0	-	0.0	9.0	7.3	2.0	0.7	-	100.0	F			
49.0	6.6	4.4	7.8	7.1	6.1	10.7	7.3	-	100.0	M	1A	810	AUTRES COMMERCES DE GROS
60.4	-	-	-	-	-	-	-	-	100.0	F	1B		
61.0	0.4	4.0	7.2	7.2	6.1	10.0	7.4	-	100.0	T	2		
60.4	4.2	5.0	4.0	5.4	7.0	8.4	5.7	-	100.0	M			
71.3	-	-	-	-	-	-	-	-	100.0	F			
60.0	3.0	4.0	3.0	4.0	8.1	8.0	5.2	-	100.0	T	3		
64.4	4.2	5.6	6.5	5.7	7.4	10.2	6.0	-	100.0	M			
63.3	-	4.7	3.0	3.0	6.3	6.3	0.6	-	100.0	F			
66.2	3.0	3.5	5.0	5.3	7.1	9.4	6.7	-	100.0	T	4		
40.0	3.0	10.0	5.3	11.0	4.2	14.0	8.5	-	100.0	M	1A	810.1/2	PAPIER, LIVRES, JOURNAUX
68.8	2.1	3.7	3.0	7.0	4.7	7.6	3.8	-	100.0	F			
63.3	2.0	0.1	4.4	9.4	4.4	11.2	6.2	-	100.0	T	2		
46.0	0.5	7.1	4.5	7.7	5.5	12.0	8.1	-	100.0	M			
49.0	5.2	6.7	4.4	6.0	6.0	10.1	7.3	-	100.0	F			
46.5	6.6	0.0	4.4	0.0	0.3	10.0	7.6	-	100.0	T	3		
44.1	5.2	0.4	2.4	0.0	0.5	15.0	0.5	-	100.0	M			
62.6	0.2	5.0	3.0	7.0	5.7	9.3	6.8	-	100.0	F			
40.1	6.0	0.1	3.3	8.2	6.0	11.7	7.0	-	100.0	T	4		
49.1	3.6	0.6	4.0	7.0	6.7	12.0	7.5	-	100.0	M			
55.0	5.4	6.0	3.0	7.0	0.2	8.0	6.7	-	100.0	F			
61.0	6.5	6.3	4.5	7.7	6.5	10.6	7.1	-	100.0	T	1A	810.1/2	PAPIER, LIVRES, JOURNAUX
62.6	-	-	-	7.2	-	10.3	-	-	100.0	M			
63.4	-	-	-	7.3	-	8.4	-	-	100.0	F			
67.0	-	-	-	6.6	-	9.6	-	-	100.0	T	1B		
78.0	-	-	-	-	-	-	-	-	100.0	M			
60.0	-	0.6	-	5.7	-	0.1	-	-	100.0	F			
63.3	6.4	3.0	4.0	3.0	3.0	11.1	11.1	-	100.0	T	2		
67.3	-	-	-	-	-	-	-	-	100.0	M			
56.0	7.2	3.3	3.0	3.4	4.7	8.9	12.0	-	100.0	F			
49.5	-	-	-	12.3	-	10.7	7.1	-	100.0	T	3		
72.1	-	-	-	0.0	-	5.0	-	-	100.0	M			
60.6	-	3.7	3.0	10.3	-	13.2	5.5	-	100.0	F			
62.5	0.1	7.0	6.1	6.0	2.7	11.3	4.4	-	100.0	T	4		
65.0	7.1	6.3	2.0	8.4	3.4	11.5	5.9	-	100.0	M			
63.0	7.6	7.0	4.4	7.7	3.1	11.4	5.0	-	100.0	F			
67.0	0.1	-	-	6.2	-	10.0	4.0	-	100.0	T	5		
60.9	12.0	-	-	12.7	-	0.0	4.7	-	100.0	M			
64.3	6.6	5.7	3.1	10.5	3.2	9.0	4.0	-	100.0	F			
65.2	6.3	5.0	4.6	7.6	2.7	11.0	6.4	-	100.0	T			
60.0	7.0	4.3	2.7	8.6	3.3	8.7	6.1	-	100.0	M			
60.7	6.6	5.3	3.0	7.7	2.0	10.7	6.3	-	100.0	F			

TAB.E1

EMPLOYEES ACCORDING TO ACTIVITY, SEX,  
QUALIFICATION, REGION AND TYPE OF  
EMPLOYEMENT

(THOUSANDS)		ALL TYPES OF EMPLOYEMENT										(MILLIERS)			
ACTIVITY	NACE	Q U A L I F I C A T I O N	S E X	REGION											
				REGION PARI- SIENNE	BASSIN PARISIEN	NORD	EST	DUEST	SUD - QUEST	CENTRE - EST	MEDI- TERRA- NEE	(*)	TOTAL		
WHOLESALE TRADE	61	1A	M	5.9	2.3	1.0	1.4	1.8	1.5	1.3	1.6	-	16.8		
			F	0.4	0.2	0.1	0.1	0.1	0.2	0.1	0.1	-	1.2		
		1B	M	6.2	2.5	1.1	1.5	1.9	1.7	1.4	1.7	1.4	-	17.9	
			F	20.6	3.7	1.6	2.5	2.2	2.0	3.2	2.0	-	37.8		
		2	M	2.8	0.3	0.2	0.2	0.2	0.3	0.2	0.2	0.2	-	4.3	
			F	23.4	4.0	1.8	2.7	2.4	2.3	3.4	2.2	-	42.2		
		3	M	31.9	7.1	3.2	3.7	5.2	4.4	5.9	4.3	-	65.8		
			F	5.0	0.9	0.3	0.3	0.6	0.6	0.5	0.5	-	8.8		
		4	M	36.9	8.1	3.5	4.0	5.9	5.0	6.4	4.8	-	74.5		
			F	19.0	10.0	4.2	4.6	6.8	4.7	6.3	4.2	-	59.7		
		5	M	13.5	2.5	1.2	1.6	1.8	1.5	2.1	1.3	-	25.5		
			F	32.5	12.5	5.4	6.2	8.6	6.2	8.5	5.4	-	85.2		
		T	M	37.2	22.4	9.8	10.7	18.4	10.9	11.4	10.6	-	131.5		
			F	29.4	11.3	4.0	5.5	7.7	6.4	6.1	4.8	-	75.5		
		FOOD, DRINK, TOBACCO	841/642	1A	M	66.6	33.7	13.9	16.3	26.2	17.3	17.5	15.6	-	207.0
					F	18.8	12.4	5.7	5.1	9.6	5.9	7.5	5.1	-	70.0
				1B	M	14.9	8.1	3.3	4.1	6.7	5.0	4.4	4.8	-	51.4
					F	33.7	20.4	9.0	9.2	16.3	10.9	11.9	8.9	-	121.4
				2	M	133.3	57.8	25.5	27.9	44.1	29.4	35.6	27.8	-	381.6
					F	66.1	23.2	9.2	11.8	17.1	14.0	13.5	11.8	-	166.7
				3	M	199.3	81.1	34.7	39.8	61.2	43.4	49.1	39.7	-	548.2
					F	0.6	0.2	0.1	0.2	0.1	-	0.2	0.1	-	1.6
				4	M	0.6	0.2	0.2	0.2	0.1	0.1	0.2	0.1	-	0.2
					F	1.9	1.0	0.2	0.6	0.4	0.2	0.8	0.2	-	1.8
				5	M	0.6	-	-	-	-	-	-	-	-	-
F	2.5				1.1	0.2	0.6	0.5	0.2	0.9	0.2	-	6.3		
T	M			4.4	2.6	2.0	2.7	2.3	0.9	3.7	0.8	-	19.5		
	F			2.1	0.7	1.1	0.9	0.7	0.3	1.4	0.2	-	7.4		
3	M			6.5	3.3	3.1	3.6	3.0	1.2	5.1	1.0	-	26.9		
	F			3.1	1.4	0.7	2.2	1.8	1.0	2.9	0.3	-	13.4		
4	M			7.6	1.1	0.4	1.3	0.8	0.9	1.4	0.5	-	13.9		
	F			10.7	2.5	1.2	3.5	2.7	1.9	4.3	0.8	-	27.4		
5	M			7.8	5.9	2.8	4.7	3.2	2.1	4.9	2.2	-	33.5		
	F			16.8	8.3	2.6	5.3	5.1	2.9	6.7	2.5	-	50.3		
T	M			24.6	14.2	5.4	10.0	8.3	5.0	11.6	4.7	-	83.8		
	F			6.5	2.7	1.5	2.8	2.7	1.3	3.2	1.1	-	21.8		
DISPENSING CHEMISTS	643			1A	M	14.8	5.4	3.2	8.9	5.6	3.0	6.4	4.9	-	52.2
					F	21.4	8.1	4.8	11.6	8.3	4.3	9.6	6.0	-	74.0
				1B	M	24.3	13.7	7.4	13.1	10.6	5.6	15.8	4.6	-	95.2
		F	42.0		15.6	7.3	15.4	12.4	7.2	15.9	8.2	-	125.0		
		2	M	66.3	29.3	14.7	29.5	22.9	12.8	31.7	12.8	-	220.1		
			F	-	-	-	-	-	-	-	-	-	0.1		
		3	M	0.1	0.0	-	0.0	0.0	0.0	0.0	0.0	-	0.2		
			F	0.1	-	-	0.0	0.0	-	0.0	0.0	-	0.2		
		4	M	0.1	0.0	0.0	0.1	0.0	-	0.1	0.1	-	0.5		
			F	0.1	-	-	0.1	0.0	-	0.0	0.0	-	0.2		
		5	M	0.1	0.0	-	0.1	0.1	-	0.1	0.0	-	0.5		
			F	0.2	0.1	-	0.1	0.1	-	0.1	0.1	-	0.5		
		T	M	0.3	0.1	-	0.1	0.2	-	0.1	0.0	-	0.8		
			F	0.1	0.0	0.0	0.1	0.0	0.1	0.0	0.1	-	0.3		
		MEDICAL GOODS, COSMETICS, CLEANING MAT.	644	1A	M	0.4	0.2	0.1	0.2	0.2	0.1	0.2	0.2	-	1.0
					F	0.8	0.5	0.1	0.3	0.5	0.1	0.4	0.3	-	3.0
				1B	M	1.2	0.6	0.2	0.5	0.7	0.2	0.6	0.4	-	4.3
					F	0.1	-	-	-	-	-	-	-	-	0.2
				2	M	0.1	-	-	0.0	-	-	-	-	-	0.1
					F	0.2	0.1	-	-	-	0.0	-	-	-	0.3
				3	M	0.1	-	-	-	-	-	-	-	-	0.1
					F	0.2	0.1	0.0	0.1	0.0	0.1	0.0	0.1	-	0.4
				4	M	0.2	0.1	0.0	0.1	0.1	0.1	0.0	0.1	-	0.9
					F	0.5	0.1	0.0	0.1	0.0	0.0	0.1	0.1	-	0.7
				5	M	0.7	0.3	0.1	0.1	0.1	0.1	0.0	0.1	-	1.5
F	0.1				0.0	0.0	0.1	0.1	0.1	0.0	-	-	0.4		
T	M			0.2	0.1	0.0	0.0	0.3	0.1	0.0	0.0	-	0.8		
	F			0.4	0.1	0.1	0.1	0.4	0.1	0.1	0.1	-	1.3		
MEDICAL GOODS, COSMETICS, CLEANING MAT.	644			1A	M	0.3	0.2	0.1	0.1	0.0	0.1	0.1	0.2	-	1.1
					F	0.8	0.1	0.2	0.1	0.1	0.1	0.1	0.1	-	1.6
				1B	M	1.1	0.4	0.2	0.2	0.2	0.2	0.2	0.3	-	2.7
					F	0.2	0.1	-	0.0	-	0.1	0.0	-	-	0.5
				2	M	0.4	0.2	0.1	0.1	0.1	0.0	0.1	0.0	-	1.0
					F	0.6	0.3	0.1	0.1	0.0	0.1	0.1	0.0	-	1.5
				3	M	1.2	0.7	0.2	0.3	0.2	0.2	0.2	0.3	-	3.4
					F	2.0	0.5	0.4	0.3	0.5	0.3	0.2	0.1	-	4.2
				4	M	3.2	1.2	0.6	0.6	0.7	0.6	0.5	0.5	-	7.7
					F	-	-	-	-	-	-	-	-	-	-

TAB.E1

SALARIES SELON L ACTIVITE, LE SEXE,  
LA QUALIFICATION, LA REGION ET LE  
REGIME DE TRAVAIL

(%) (x)

REGION										SEXE	QUALIFICATION	NACE	ACTIVITE
REGION PARI- SIENNE	BASSIN PARISIEN	NORD	EST	OUEST	SUD OUEST	CENTRE EST	MEDI- TERRA- NEE	(*)	TOTAL				
35.1	13.0	5.0	0.1	10.5	9.0	0.0	9.6	-	100.0	M	1A	61	COMMERCE DE GROS
30.4	13.4	6.2	7.0	8.3	15.4	6.5	11.7	-	100.0	F	1A	61	
34.7	13.0	5.0	0.1	10.3	0.4	7.0	9.0	-	100.0	T	1A	61	
54.5	9.7	4.3	6.6	5.0	5.4	0.3	5.3	-	100.0	M	1B	61	
64.0	7.0	5.0	4.5	4.5	5.8	4.7	3.6	-	100.0	F	1B	61	
55.0	9.4	4.4	6.4	5.0	5.4	0.0	5.1	-	100.0	M	2	61	
40.4	10.0	4.0	5.6	0.0	6.7	0.0	6.6	-	100.0	F	2	61	
57.0	10.7	3.3	3.6	7.0	6.9	5.9	5.7	-	100.0	M	3	61	
49.4	10.0	4.7	5.4	7.9	6.7	0.6	6.5	-	100.0	F	3	61	
31.8	16.7	7.0	7.7	11.4	7.0	10.6	7.0	-	100.0	M	4	61	
53.0	9.7	4.7	6.4	7.0	5.0	0.4	5.0	-	100.0	F	4	61	
30.2	14.6	6.3	7.3	10.1	7.2	0.0	6.4	-	100.0	M	5	61	
20.3	17.0	7.5	8.2	14.0	0.3	0.7	8.1	-	100.0	F	5	61	
30.0	15.0	5.4	7.3	10.3	0.5	0.1	6.5	-	100.0	M	T	61	
32.2	16.3	6.7	7.0	12.6	0.4	0.5	7.5	-	100.0	F	T	61	
20.0	17.6	0.1	7.3	13.7	0.4	10.7	7.3	-	100.0	M	1A	641/642	
20.1	15.7	6.5	0.0	13.0	9.0	0.6	9.3	-	100.0	F	1A	641/642	
27.0	16.0	7.5	7.6	13.4	9.0	0.8	0.2	-	100.0	M	1B	641/642	
34.9	15.2	6.7	7.3	11.6	7.7	0.3	7.3	-	100.0	F	1B	641/642	
30.6	13.0	5.5	7.1	10.3	0.4	0.1	7.1	-	100.0	M	2	641/642	
30.4	14.0	6.3	7.3	11.2	7.9	0.0	7.2	-	100.0	F	2	641/642	
35.6	10.0	9.0	9.3	0.1	.	13.0	9.2	-	100.0	M	3	641/642	
35.2	11.0	0.0	9.4	0.1	6.4	11.9	0.3	-	100.0	F	3	641/642	
35.0	10.0	3.0	10.4	0.3	4.1	15.8	3.2	-	100.0	M	4	641/642	
63.3	.	.	.	.	.	.	.	-	100.0	F	4	641/642	
40.0	17.5	3.3	9.5	0.3	3.0	14.2	3.3	-	100.0	M	5	641/642	
22.0	13.3	10.3	14.0	12.0	4.6	10.2	3.0	-	100.0	F	5	641/642	
20.6	9.0	14.6	11.5	0.9	4.6	10.7	3.3	-	100.0	M	T	641/642	
24.3	12.4	11.5	13.3	11.2	4.6	19.0	3.7	-	100.0	F	T	641/642	
23.0	10.1	5.4	16.3	13.6	7.6	21.5	2.4	-	100.0	M	1A	643	
54.3	7.0	3.0	0.4	6.0	6.2	9.8	3.3	-	100.0	F	1A	643	
30.0	9.0	4.2	12.0	9.8	6.9	15.6	2.0	-	100.0	M	1B	643	
23.3	17.6	0.3	14.0	0.4	6.2	14.7	0.4	-	100.0	F	2	643	
33.5	10.5	5.1	10.5	10.2	5.0	13.3	5.0	-	100.0	M	2	643	
20.4	10.0	6.4	11.0	0.0	6.0	13.0	5.6	-	100.0	F	3	643	
20.9	12.4	7.1	12.7	12.2	5.0	14.0	5.0	-	100.0	M	3	643	
20.4	10.3	6.2	17.0	10.0	5.7	12.3	0.4	-	100.0	F	4	643	
20.9	10.0	0.5	15.7	11.2	5.7	13.0	0.1	-	100.0	M	4	643	
25.6	14.4	7.0	13.7	11.1	5.0	16.0	4.9	-	100.0	F	5	643	
33.6	12.5	5.0	13.1	9.0	5.0	12.7	0.5	-	100.0	M	5	643	
30.1	13.3	6.7	13.4	10.4	5.0	14.4	5.8	-	100.0	F	T	643	
.	.	.	.	.	.	.	.	-	100.0	M	1A	644	
.	.	.	.	.	.	.	.	-	100.0	F	1A	644	
25.0	24.0	.	.	.	.	25.1	.	-	100.0	M	1B	644	
32.3	.	.	10.3	14.6	.	12.2	0.7	-	100.0	F	1B	644	
26.7	10.4	0.0	15.0	13.0	.	11.3	11.2	-	100.0	M	2	644	
29.5	.	.	32.4	11.3	.	.	0.0	-	100.0	F	2	644	
20.0	10.0	.	16.2	.	.	21.6	.	-	100.0	M	3	644	
20.7	11.5	.	23.5	13.6	.	15.4	5.5	-	100.0	F	3	644	
35.0	10.4	.	20.0	.	.	11.3	.	-	100.0	M	4	644	
38.1	10.2	.	14.1	22.0	.	11.4	.	-	100.0	F	4	644	
35.0	10.3	.	12.6	21.4	.	11.4	5.0	-	100.0	M	5	644	
31.4	15.0	11.3	12.0	.	.	17.4	.	-	100.0	F	5	644	
26.0	14.2	.	5.2	14.0	6.5	17.0	13.5	-	100.0	M	T	644	
27.0	14.5	4.2	4.0	14.3	6.1	17.1	11.4	-	100.0	F	T	644	
15.7	16.0	14.2	13.3	.	.	13.4	.	-	100.0	M	1A	644	
20.2	22.7	4.6	16.4	14.5	6.1	10.0	5.4	-	100.0	F	1A	644	
10.2	21.5	0.6	15.0	13.5	5.0	10.0	6.7	-	100.0	M	2	644	
27.2	13.0	6.4	14.5	13.5	3.2	14.2	7.2	-	100.0	F	2	644	
26.0	15.0	3.2	11.2	15.0	4.5	13.0	0.8	-	100.0	M	3	644	
27.0	15.0	4.2	12.2	15.2	4.1	14.0	0.3	-	100.0	F	3	644	
36.5	.	.	.	.	.	.	.	-	100.0	M	4	644	
00.1	.	.	.	.	.	.	.	-	100.0	F	4	644	
42.3	.	.	12.3	.	.	.	.	-	100.0	M	5	644	
50.4	10.0	.	.	.	7.0	.	.	-	100.0	F	5	644	
07.1	.	.	.	.	.	.	.	-	100.0	M	1B	644	
60.4	14.0	0.0	.	.	7.2	.	.	-	100.0	F	1B	644	
31.3	20.0	5.0	7.0	2.0	0.0	3.0	10.0	-	100.0	M	2	644	
09.3	10.7	0.1	6.1	0.1	.	.	.	-	100.0	F	2	644	
47.4	21.6	5.0	4.7	4.3	0.6	3.1	6.5	-	100.0	M	3	644	
20.2	0.0	10.0	12.1	12.3	10.0	0.0	.	-	100.0	F	3	644	
30.3	7.0	4.2	4.0	40.3	0.1	3.4	.	-	100.0	M	4	644	
20.0	0.0	0.5	7.4	30.5	10.0	5.7	.	-	100.0	F	4	644	
26.0	10.0	7.0	0.4	3.0	0.0	0.4	10.4	-	100.0	M	5	644	
46.7	0.0	0.4	0.3	6.0	0.5	5.0	5.2	-	100.0	F	5	644	
36.5	12.0	0.7	0.3	5.7	7.5	7.4	11.1	-	100.0	M	T	644	
42.1	20.0	.	10.2	.	11.0	7.4	.	-	100.0	F	T	644	
43.7	10.0	12.5	0.5	.	4.0	0.3	2.4	-	100.0	M	T	644	
43.1	10.3	0.4	7.7	3.0	0.7	0.0	2.7	-	100.0	F	T	644	
33.0	10.7	7.2	0.7	4.0	0.0	6.0	10.1	-	100.0	M	T	644	
47.0	11.3	0.0	6.1	12.2	0.7	5.2	2.0	-	100.0	F	T	644	
41.1	15.1	0.0	7.3	0.0	7.7	0.0	6.1	-	100.0	M	T	644	





TAB.E1

SALARIES SELON L ACTIVITE, LE SEXE,  
LA QUALIFICATION, LA REGION ET LE  
REGIME DE TRAVAIL

ENS. DES REGIMES DE TRAVAIL

(%)

(%)

REGION										SEXE	QUALIFICATION	NACE	ACTIVITE				
REGION PARI- SIENNE	BASSIN PARISIEN	NORD	EST	ONEST	SUD ONEST	CENTRE EST	MEDI- TERRA- NEE	(*)	TOTAL								
20.0	16.4	6.7	14.5	12.0	11.2	8.1	10.2	-	100.0	M	1A	645	ARTICLES D HABILLEMENT				
16.7	-	-	22.7	-	-	-	-	-	100.0	F	T	-					
20.1	15.0	7.3	16.2	10.0	11.0	8.0	10.0	-	100.0	M	1B	-					
22.0	10.4	10.7	14.0	7.4	4.3	10.3	4.3	-	100.0	F	T	-					
30.0	6.0	13.4	9.0	9.3	-	11.2	-	-	100.0	M	2	-					
27.4	9.2	15.7	13.3	8.0	4.5	16.0	5.1	-	100.0	F	T	-					
36.5	9.7	13.7	7.0	4.2	12.1	11.5	4.5	-	100.0	M	3	-					
30.7	14.0	15.2	8.3	8.3	4.6	8.3	2.8	-	100.0	F	T	-					
30.6	12.5	14.5	8.1	7.0	8.0	8.7	3.6	-	100.0	M	4	-					
31.3	9.0	22.0	7.0	4.0	10.7	7.5	6.0	-	100.0	F	T	-					
37.0	12.3	11.3	8.5	10.3	8.3	9.2	4.2	-	100.0	M	5	-					
35.7	11.4	14.9	8.0	8.5	7.0	8.0	5.1	-	100.0	F	T	-					
20.0	15.4	10.4	8.0	8.0	11.1	9.0	6.6	-	100.0	M	1A	646		CHAUSSURES, MAROQUINERIE			
19.0	12.6	16.7	12.0	13.0	9.0	10.5	5.0	-	100.0	F	T	-					
20.0	13.1	17.2	12.0	12.3	10.0	10.2	5.2	-	100.0	M	1B	-					
24.5	7.1	27.4	10.5	8.2	8.7	10.1	3.5	-	100.0	F	T	-					
10.3	11.0	21.1	15.1	11.4	7.2	11.4	4.5	-	100.0	M	2	-					
10.3	10.4	22.1	14.3	10.0	7.4	11.2	4.3	-	100.0	F	T	-					
25.7	11.0	10.6	10.1	7.6	8.0	10.6	5.9	-	100.0	M	3	-					
22.7	12.1	17.3	12.7	11.8	8.1	10.5	4.7	-	100.0	F	T	-					
23.5	12.0	17.7	12.0	10.7	8.6	10.5	5.0	-	100.0	M	4	-					
33.5	15.7	8.6	10.7	7.9	8.0	9.3	7.3	-	100.0	F	T	-					
33.0	-	-	-	-	-	-	-	-	100.0	M	1A	647			TISSUS D AMEUBLEMENT		
33.5	14.7	5.8	10.8	7.4	10.0	8.0	7.0	-	100.0	F	T	-					
40.3	20.0	-	4.5	16.3	8.7	3.0	-	-	100.0	M	1B	-					
07.3	16.4	-	-	-	-	-	-	-	100.0	F	T	-					
48.3	10.5	-	4.7	13.4	7.0	3.2	-	-	100.0	M	2	-					
55.7	7.0	7.1	-	7.0	10.5	-	-	-	100.0	F	T	-					
47.7	6.0	3.5	8.6	10.5	8.1	4.5	4.0	-	100.0	M	3	-					
50.0	6.7	4.8	5.5	15.1	9.0	4.2	3.9	-	100.0	F	T	-					
30.0	10.0	-	-	-	-	-	-	-	100.0	M	4	-					
30.0	10.3	6.0	9.4	11.5	13.4	4.0	6.1	-	100.0	F	T	-					
30.0	11.5	7.1	8.7	11.4	12.5	4.0	6.0	-	100.0	M	5	-					
37.2	16.7	4.4	5.5	10.0	8.0	4.8	-	-	100.0	F	T	-					
37.3	14.0	6.0	8.9	15.9	8.5	6.1	4.7	-	100.0	M	1A	648/648				EQUIPEMENT DU FOYER	
37.3	14.5	6.4	8.5	10.0	8.0	6.0	4.6	-	100.0	F	T	-					
63.3	7.4	4.3	-	5.4	12.3	-	-	-	100.0	M	2	-					
30.0	17.0	8.0	10.8	4.2	8.7	4.4	7.4	-	100.0	F	T	-					
42.0	15.7	7.5	9.4	4.4	8.2	4.2	6.7	-	100.0	M	3	-					
46.1	14.0	4.8	4.0	11.0	9.7	4.8	3.6	-	100.0	F	T	-					
40.0	14.0	6.7	9.3	11.2	8.1	5.1	5.7	-	100.0	M	4	-					
41.3	14.1	6.2	8.3	11.4	8.4	5.0	5.2	-	100.0	F	T	-					
30.3	-	-	-	-	-	-	-	-	100.0	M	1A	649					ARTICLES D HABILLEMENT
30.0	14.7	-	10.4	-	-	-	-	-	100.0	F	T	-					
45.6	-	-	31.3	-	-	-	-	-	100.0	M	1B	-					
40.2	-	-	-	-	-	-	-	-	100.0	F	T	-					
44.3	-	-	32.0	-	-	8.0	-	-	100.0	M	2	-					
40.0	8.7	-	20.3	-	-	-	-	-	100.0	F	T	-					
33.8	17.0	-	30.6	-	-	-	-	-	100.0	M	3	-					
43.0	11.0	-	31.2	-	-	7.4	-	-	100.0	F	T	-					
20.0	12.7	-	31.2	-	-	20.0	-	-	100.0	M	4	-					
17.5	6.4	-	60.0	-	-	-	-	-	100.0	F	T	-					
20.7	8.0	3.6	50.2	-	-	8.0	-	-	100.0	M	5	-					
47.3	7.7	4.1	10.0	-	5.5	9.5	4.0	-	100.0	F	T	-					
30.0	11.1	6.0	10.5	8.8	8.3	4.7	3.9	-	100.0	M	1A	650	ARTICLES D HABILLEMENT				
42.7	6.0	5.3	10.3	5.0	7.2	8.5	4.3	-	100.0	F	T	-					
48.0	-	12.5	10.0	-	-	-	-	-	100.0	M	2	-					
45.0	7.0	14.1	10.0	-	-	-	6.1	-	100.0	F	T	-					
45.0	7.0	13.7	10.8	2.7	-	-	6.0	-	100.0	M	3	-					
43.5	9.1	5.0	22.8	1.9	3.8	10.5	3.3	-	100.0	F	T	-					
38.8	9.7	7.4	30.3	3.9	4.7	3.7	3.6	-	100.0	M	4	-					
39.4	9.4	6.4	27.2	3.1	4.4	6.5	3.5	-	100.0	F	T	-					
23.2	21.7	10.3	11.7	11.4	8.6	5.5	9.7	-	100.0	M	1A	651		ARTICLES D HABILLEMENT			
22.4	22.0	9.7	11.3	11.5	7.0	5.5	10.5	-	100.0	F	T	-					
32.0	17.6	4.7	8.7	10.4	9.0	8.9	8.5	-	100.0	M	1B	-					
35.0	17.5	-	-	10.6	-	10.5	-	-	100.0	F	T	-					
32.7	17.7	5.5	8.8	10.4	8.4	8.2	7.5	-	100.0	M	2	-					
34.0	12.0	7.7	9.7	8.0	7.0	8.2	10.8	-	100.0	F	T	-					
42.7	10.7	-	6.7	8.1	-	-	8.0	-	100.0	M	3	-					
36.4	13.6	6.6	9.1	10.7	8.2	8.2	10.4	-	100.0	F	T	-					
21.0	15.9	11.7	13.5	11.5	11.0	8.6	6.9	-	100.0	M	4	-					
34.2	22.0	6.3	6.0	8.3	4.2	10.4	8.1	-	100.0	F	T	-					
25.0	10.3	9.7	10.0	10.3	8.5	9.2	7.4	-	100.0	M	5	-					
24.0	10.0	10.1	11.2	8.5	10.4	8.4	9.4	-	100.0	F	T	-					
25.1	10.1	8.1	11.0	10.3	10.3	7.0	7.2	-	100.0	M	1A	652			ARTICLES D HABILLEMENT		
25.6	10.1	8.0	11.4	9.0	10.4	8.0	8.7	-	100.0	F	T	-					
24.4	10.7	8.0	11.7	7.0	8.0	10.4	11.2	-	100.0	M	1B	-					
22.0	20.6	8.0	12.4	8.6	7.4	7.8	10.8	-	100.0	F	T	-					
23.6	10.6	9.2	12.1	8.7	7.7	8.1	11.0	-	100.0	M	2	-					
25.6	10.0	8.0	11.3	8.1	9.4	8.0	9.4	-	100.0	F	T	-					
20.9	10.0	8.0	10.5	8.6	7.8	8.1	8.6	-	100.0	M	3	-					
20.7	17.0	8.0	11.0	8.3	8.8	8.5	8.2	-	100.0	F	T	-					

TAB.E1

EMPLOYEES ACCORDING TO ACTIVITY, SEX, QUALIFICATION, REGION AND TYPE OF EMPLOYEMENT

(THOUSANDS)		ALL TYPES OF EMPLOYEMENT										(MILLIERS)			
ACTIVITY	NACE	Q U A L I F I C A T I O N	S E X	REGION											
				REGION PARI- SIENNE	BASSIN PARISIEN	NORD	EST	QUEST	SUD - QUEST	CENTRE - EST	MEDI- TERRA- NEE	(*)	TOTAL		
BOOKS, NEWSPRS., STATIONERY, OFFICE SUPPS.	653	1A	M	0.2	0.1	.	0.0	0.0	0.0	0.1	0.0	-	0.5		
			F	0.0	0.0	.	.	.	.	.	.	.	0.1		
		1B	M	0.2	0.1	.	0.0	0.0	0.0	0.1	0.0	0.0	-	0.5	
			F	0.4	0.1	0.0	0.0	0.0	0.0	0.0	0.0	0.0	-	0.7	
		2	M	0.2	0.0	0.0	0.0	0.1	0.0	0.0	0.0	0.0	-	0.3	
			F	0.6	0.1	0.0	0.0	0.1	0.0	0.0	0.0	0.0	-	0.9	
		3	M	2.1	0.2	0.0	0.1	0.1	0.0	0.1	0.1	0.1	-	2.6	
			F	2.1	0.1	.	0.0	0.0	0.0	0.0	0.0	0.0	-	2.3	
		4	M	4.1	0.2	0.0	0.1	0.1	0.1	0.1	0.2	0.1	-	4.9	
			F	0.2	0.2	.	0.0	0.1	0.0	0.1	0.1	0.1	-	0.8	
		5	M	0.6	0.1	.	0.0	0.0	0.0	0.1	0.0	0.0	-	1.0	
			F	0.8	0.4	0.0	0.1	0.1	0.1	0.1	0.2	0.1	-	1.8	
	T	M	0.8	0.3	0.1	0.1	0.1	0.1	0.1	0.2	0.2	-	2.0		
		F	1.3	0.6	0.1	0.2	0.3	0.2	0.2	0.2	0.2	-	3.1		
	OTHER RETAIL DISTRIBUTION	654/655	1A	M	2.2	0.9	0.2	0.3	0.4	0.3	0.4	0.4	-	5.1	
				F	0.5	0.2	0.1	0.1	0.1	0.1	0.1	0.1	-	1.1	
			1B	M	0.9	0.3	0.1	0.3	0.3	0.1	0.2	0.1	0.1	-	2.3
				F	1.4	0.5	0.2	0.3	0.4	0.1	0.3	0.2	0.2	-	3.4
			2	M	4.2	1.1	0.2	0.4	0.4	0.2	0.6	0.5	0.5	-	7.6
				F	5.1	1.2	0.2	0.6	0.7	0.4	0.5	0.4	0.4	-	9.0
			3	M	9.4	2.3	0.4	0.9	1.0	0.6	1.2	0.9	0.9	-	16.7
				F	0.2	0.1	0.1	0.1	0.0	0.1	0.1	0.1	0.1	-	0.7
			4	M	0.0	.	.	.	.	.	.	.	.	-	0.1
				F	0.2	0.2	0.1	0.1	0.0	0.1	0.1	0.1	0.1	-	0.9
5			M	0.2	0.2	0.0	0.1	.	.	.	.	.	-	0.7	
			F	0.1	0.0	.	.	.	.	.	.	.	-	0.2	
T	M	0.3	0.2	0.0	0.1	.	0.0	0.1	0.1	0.1	-	0.9			
	F	0.1	0.1	.	0.0	0.1	0.1	0.1	0.1	0.1	-	0.6			
VARIOUS NON-FOOD PRODUCTS	656	1A	M	0.4	0.2	0.1	0.1	0.3	0.2	0.1	0.2	-	1.5		
			F	0.3	0.2	0.1	0.1	0.1	0.1	0.1	0.1	-	1.1		
		1B	M	0.3	0.4	0.1	0.1	0.2	0.3	0.2	0.1	0.2	-	1.7	
			F	0.6	0.6	0.2	0.2	0.3	0.5	0.3	0.2	0.2	-	2.8	
		2	M	0.8	0.5	0.3	0.5	0.3	0.4	0.3	0.5	0.5	-	3.7	
			F	0.7	0.5	0.3	0.4	0.2	0.3	0.4	0.2	0.2	-	3.0	
		3	M	1.5	1.2	0.6	0.9	0.6	0.6	0.7	0.7	0.7	-	6.7	
			F	0.4	0.3	0.2	0.2	0.2	0.2	0.1	0.2	0.2	-	1.8	
		4	M	0.6	0.5	0.2	0.3	0.2	0.3	0.1	0.2	0.2	-	2.3	
			F	1.0	0.8	0.4	0.4	0.4	0.5	0.2	0.4	0.4	-	4.1	
		5	M	2.2	1.6	0.7	1.1	0.8	0.9	0.7	1.0	0.7	-	9.0	
			F	1.8	1.5	0.6	0.8	0.8	1.0	0.7	0.6	0.6	-	7.9	
	RETAIL TRADE	64/653- 656	1A	M	4.1	3.1	1.3	1.9	1.6	1.9	1.4	1.6	-	16.9	
				F	0.5	.	.	.	0.1	.	.	.	.	-	0.8
			1B	M	0.1	.	.	.	.	.	.	.	.	-	0.2
				F	0.6	.	.	.	0.1	.	.	.	.	-	0.9
			2	M	2.1	0.2	0.2	0.1	0.1	.	.	0.2	.	-	3.0
				F	1.7	.	.	0.1	.	.	.	0.1	0.2	-	2.3
			3	M	3.8	0.2	0.2	0.2	0.2	0.1	0.2	0.3	0.3	-	5.2
				F	1.7	0.4	0.3	0.2	0.2	0.1	0.5	0.1	0.1	-	3.7
			4	M	2.7	0.3	0.5	0.3	0.3	0.1	0.3	0.2	0.2	-	4.8
				F	4.4	0.6	0.8	0.5	0.6	0.3	0.8	0.4	0.4	-	8.4
			5	M	2.2	0.2	0.7	0.1	0.1	0.1	0.3	0.3	0.3	-	3.4
				F	7.0	0.4	0.3	0.2	0.3	0.1	0.3	0.6	0.6	-	9.5
T	M	9.2	0.6	1.0	0.4	0.4	0.2	0.6	0.7	0.7	-	13.0			
	F	3.9	0.6	0.6	0.4	0.6	0.4	1.2	0.2	0.2	-	7.8			
RETAIL TRADE	64/653- 656	1A	M	13.4	2.5	1.7	1.5	1.9	0.4	1.2	1.4	-	24.0		
			F	17.3	3.1	2.3	1.9	2.6	0.7	2.3	1.6	1.6	-	31.8	
		1B	M	10.5	1.8	1.8	0.3	0.4	0.2	0.5	0.2	0.2	-	6.3	
			F	13.9	2.2	2.2	1.4	2.4	1.3	2.1	1.8	1.8	-	21.4	
		2	M	13.9	1.7	2.2	1.2	1.6	0.9	2.8	0.8	0.8	-	27.6	
			F	35.4	5.0	4.7	3.2	4.7	1.7	3.4	4.0	4.0	-	62.1	
		3	M	49.3	6.8	6.9	4.3	6.2	2.6	6.1	4.8	4.8	-	87.0	
			F	2.3	1.1	0.5	0.8	0.7	0.5	0.7	0.6	0.6	-	7.2	
		4	M	0.4	0.3	0.1	0.2	0.1	0.2	0.1	0.1	0.1	-	1.4	
			F	2.7	1.3	0.6	0.9	0.8	0.7	0.7	0.8	0.8	-	8.6	
		5	M	6.3	2.2	0.8	1.3	1.1	0.7	1.7	0.7	0.7	-	14.9	
			F	3.4	0.4	0.2	0.3	0.3	0.2	0.3	0.3	0.3	-	5.6	
	T	M	9.7	2.7	1.1	1.6	1.5	0.9	2.0	1.0	1.0	-	20.5		
		F	11.8	4.5	3.2	4.0	3.4	1.9	5.2	1.8	1.8	-	35.9		
	RETAIL TRADE	64/653- 656	1A	M	9.3	1.8	2.1	1.6	1.8	0.8	2.2	0.8	-	20.4	
				F	21.1	6.3	5.2	5.7	5.2	2.7	7.4	2.7	2.7	-	56.3
			1B	M	8.0	3.3	2.3	3.6	3.0	2.3	4.2	1.2	1.2	-	27.8
				F	18.8	3.4	1.9	2.6	2.5	1.9	2.7	1.7	1.7	-	35.6
			2	M	26.8	6.8	4.2	6.2	5.5	4.2	6.9	2.9	2.9	-	63.5
				F	19.1	11.5	6.3	8.2	6.2	5.3	8.6	5.2	5.2	-	70.4
			3	M	40.5	16.2	8.2	10.9	11.3	6.7	11.2	6.1	6.1	-	111.1
				F	59.7	27.7	14.5	19.2	17.5	11.9	19.8	11.3	11.3	-	181.6
			4	M	13.7	5.1	3.9	4.4	4.1	2.5	4.9	2.4	2.4	-	41.0
				F	32.2	11.4	8.5	13.6	10.2	6.0	10.3	8.3	8.3	-	100.4
5			M	45.9	16.5	12.4	18.0	14.3	8.5	15.2	10.7	10.7	-	141.5	
			F	61.3	27.7	17.0	22.4	18.5	13.2	25.3	11.9	11.9	-	187.3	
T	M	104.5	33.6	20.9	29.2	26.3	15.7	26.8	17.4	17.4	-	274.5			
	F	165.8	61.3	38.0	51.6	44.8	28.0	52.1	29.4	29.4	-	471.8			

TAB.E1

SALARIES SELON L ACTIVITE, LE SEXE,  
LA QUALIFICATION, LA REGION ET LE  
REGIME DE TRAVAIL

ENS. DES REGIMES DE TRAVAIL

(%)

(%)

REGION										SEXE	QUALIFICATION	NACE	ACTIVITE
REGION PARISIENNE	BASSIN PARISIEN	NORD	EST	OUEST	SUD-OUEST	CENTRE-EST	MEDITERRANEE	(*)	TOTAL				
38.1	15.4	.	8.4	7.5	5.7	11.0	8.4	-	100.0	M	1A	653	LIVRES, JOURN.,
38.6	23.3	.	.	.	.	.	.	.	100.0	F	1A	653	PAPIER,
38.7	16.8	.	8.4	8.4	5.8	10.2	8.4	-	100.0	T	1A	653	EQ. BUREAU
59.0	14.3	3.8	3.3	8.4	3.8	6.1	3.4	-	100.0	M	1B		
72.5	9.0	.	.	.	.	.	.	.	100.0	F	1B		
83.7	12.0	3.0	2.0	8.4	2.0	5.1	3.4	-	100.0	T	1B		
88.0	6.1	8.8	2.3	2.0	1.8	4.6	2.6	-	100.0	M	2		
89.5	2.6	.	1.9	2.0	1.1	1.8	0.9	-	100.0	F	2		
84.5	4.5	8.5	2.1	2.0	1.3	3.2	1.8	-	100.0	T	2		
28.8	28.0	.	5.0	7.9	3.8	15.1	10.1	-	100.0	M	3		
68.2	14.0	.	4.0	3.8	4.8	7.2	2.9	-	100.0	F	3		
45.0	21.6	1.4	5.4	5.8	4.0	10.8	6.2	-	100.0	T	3		
42.1	16.0	3.8	5.8	4.6	5.8	11.2	10.5	-	100.0	M	4		
44.2	18.3	2.7	6.5	8.0	8.4	6.9	5.8	-	100.0	F	4		
43.3	17.7	3.1	6.2	7.3	8.1	8.8	7.7	-	100.0	T	4		
47.8	18.3	6.0	6.8	6.7	6.0	6.0	6.5	-	100.0	M	5		
37.4	14.5	4.9	10.0	12.2	4.1	9.8	8.4	-	100.0	F	5		
46.8	15.8	5.2	9.6	10.4	3.3	8.4	8.4	-	100.0	T	5		
55.4	14.5	2.8	4.7	4.7	3.1	8.2	6.5	-	100.0	M	T		
56.7	12.7	2.4	6.1	7.4	4.2	6.1	4.4	-	100.0	F	T		
56.1	13.5	2.8	5.5	8.2	3.7	7.0	5.3	-	100.0	T	T		
22.2	17.5	8.7	15.5	4.8	10.3	8.9	12.1	-	100.0	M	1A	654/855	AUTRES COMMERCES
28.8	.	.	.	.	.	.	.	.	100.0	F	1A	654/855	DE DETAIL
23.3	18.0	7.8	14.5	4.3	11.8	7.5	11.8	-	100.0	T	1A	654/855	
37.8	22.8	.	11.5	.	.	9.1	7.8	-	100.0	M	1B		
48.5	18.3	.	.	.	.	.	.	.	100.0	F	1B		
37.8	21.8	5.3	18.2	.	5.8	9.1	7.8	-	100.0	T	1B		
32.4	15.2	.	9.8	13.8	12.8	5.8	8.5	-	100.0	M	2		
28.1	8.4	.	7.4	33.8	9.2	.	14.2	-	100.0	F	2		
27.5	12.5	3.5	8.7	28.9	11.4	4.7	18.7	-	100.0	T	2		
28.5	18.8	8.2	11.3	8.6	12.2	8.7	7.5	-	100.0	M	3		
18.8	22.8	3.1	6.5	11.7	20.2	12.8	6.1	-	100.0	F	3		
28.7	21.7	5.8	6.5	9.7	18.9	18.3	6.7	-	100.0	T	3		
21.2	17.4	8.3	13.8	9.8	9.8	8.5	12.5	-	100.0	M	4		
24.5	18.8	18.8	12.8	8.2	9.8	11.7	7.8	-	100.0	F	4		
22.7	17.2	9.1	12.9	8.8	8.7	9.8	10.8	-	100.0	T	4		
23.7	18.1	11.1	6.5	11.4	8.3	5.8	11.2	-	100.0	M	5		
25.6	28.7	7.8	12.2	7.8	13.8	5.8	8.4	-	100.0	F	5		
24.7	28.8	8.8	10.8	8.2	11.4	5.7	9.6	-	100.0	T	5		
24.8	18.2	8.2	11.9	8.9	8.9	7.5	18.7	-	100.0	M	T		
23.3	18.8	7.1	10.3	10.4	13.8	9.2	7.8	-	100.0	F	T		
24.1	18.5	7.7	11.2	8.8	11.3	8.3	8.4	-	100.0	T	T		
88.8	.	.	.	9.5	.	.	.	-	100.0	M	1A	656	PRODUITS DIVERS
83.2	.	.	.	.	.	.	.	-	100.0	F	1A	656	NON ALIMENT.
87.2	.	.	.	.	.	.	.	-	100.0	T	1A	656	
78.4	8.1	8.2	4.1	8.8	.	5.2	.	-	100.0	M	1B		
76.3	.	.	2.8	3.9	.	3.5	7.4	-	100.0	F	1B		
73.8	4.7	4.8	3.5	3.7	.	4.5	5.8	-	100.0	T	1B		
47.1	8.8	8.8	6.8	6.8	3.8	13.8	3.5	-	100.0	M	2		
55.8	5.4	18.8	6.2	8.8	3.8	6.8	5.8	-	100.0	F	2		
32.8	7.3	18.1	6.4	8.8	3.2	8.8	4.3	-	100.0	T	2		
84.8	6.2	8.8	.	3.8	.	9.8	.	-	100.0	M	3		
73.8	3.8	7.5	1.8	2.9	1.1	3.1	6.4	-	100.0	F	3		
71.8	4.5	7.8	1.8	3.1	1.8	4.7	5.5	-	100.0	T	3		
48.8	1.1	7.5	5.1	8.1	4.5	14.9	2.8	-	100.0	M	4		
55.9	18.3	7.8	6.2	8.8	1.5	4.9	5.8	-	100.0	F	4		
54.4	8.7	7.1	5.8	8.1	2.2	7.4	5.2	-	100.0	T	4		
55.2	8.1	12.7	4.5	5.8	3.4	8.8	3.3	-	100.0	M	5		
48.8	8.5	8.2	5.4	8.8	4.9	7.1	7.3	-	100.0	F	5		
38.4	8.8	9.2	5.2	8.8	4.5	7.5	6.4	-	100.0	T	5		
35.8	8.8	8.8	4.8	6.3	3.5	11.8	3.1	-	100.0	M	T		
37.8	8.1	7.5	5.1	7.5	2.8	5.5	6.4	-	100.0	F	T		
38.7	7.8	7.9	5.8	7.2	3.8	7.1	5.5	-	100.0	T	T		
32.3	14.8	7.5	18.8	9.3	7.2	9.2	8.5	-	100.0	M	1A	64/653-856	COMMERCES DE
28.7	18.8	5.2	11.2	8.1	11.4	4.7	9.8	-	100.0	F	1A	64/653-856	DETAIL
31.8	15.8	7.2	18.8	9.3	7.8	8.5	8.7	-	100.0	T	1A	64/653-856	
42.3	15.1	5.8	9.8	7.7	4.5	11.2	4.4	-	100.0	M	1B		
61.2	8.8	4.2	5.5	6.8	3.5	5.8	5.8	-	100.0	F	1B		
47.8	13.2	5.2	8.8	7.2	4.2	8.8	4.8	-	100.0	T	1B		
32.8	12.4	8.8	11.2	8.5	5.4	14.8	5.1	-	100.0	M	2		
45.8	9.1	18.1	8.1	8.8	3.8	18.7	4.8	-	100.0	F	2		
37.3	11.2	8.3	18.1	9.2	4.8	13.2	4.7	-	100.0	T	2		
28.7	11.8	8.3	12.8	18.9	8.1	15.1	4.2	-	100.0	M	3		
52.7	18.8	3.4	7.3	7.1	5.3	7.7	4.8	-	100.0	F	3		
42.2	18.6	8.7	8.7	8.7	6.5	18.8	4.6	-	100.0	T	3		
27.2	18.3	8.8	11.1	8.8	7.5	12.3	7.4	-	100.0	M	4		
38.3	14.6	7.3	18.8	18.8	6.8	18.1	5.5	-	100.0	F	4		
38.8	12.4	8.5	18.7	9.8	6.8	18.8	6.2	-	100.0	T	4		
33.4	11.4	8.5	13.5	18.2	8.8	18.2	8.8	-	100.0	M	5		
38.8	11.7	8.8	12.7	18.2	8.8	18.2	8.8	-	100.0	F	5		
31.1	14.8	8.8	11.3	18.4	8.8	18.7	7.8	-	100.0	T	5		
38.1	12.2	7.8	18.8	8.8	5.7	9.7	8.3	-	100.0	M	T		
35.1	13.8	8.1	18.8	8.5	6.1	11.8	8.2	-	100.0	F	T		

TAB.E2

GROSS MONTHLY PAY (CORRECTED)  
OF FULL-TIME EMPLOYEES:  
MEAN (M) AND COEFFICIENT OF VARIATION  
(CV) ACCORDING TO ACTIVITY, SEX,  
QUALIFICATION AND REGION

ACTIVITY	NACE	QUALIFICATION	SEX	REGION										
				REGION	BASSIN	NORD	EST	QUEST	SUD	CENTRE	MEDI-	(*)	TOTAL	
				PARI- SIENNE	PARISIEN				QUEST	EST	TERRA- MEE			
AGRIC. PRIMARY PROD., LIVE- STOCK, TEXT.	611	1A	M	10147	9538	6650#	7214#	7688#	8307#	6757#	7029#	-	8536	
			F	10124	9269	6650#	7522#	7688#	8339#	6757#	7029#	-	8488	
		1B	M	6349	5507	5252#	5267#	4750	5225	4702#	4421#	-	5512	
			F	5234#	-	-	-	-	-	-	-	-	-	4727
		2	M	6178	5385	5268#	5262#	4520	5161	4496#	4827#	-	5416	
			F	3948	3390	3527	3574	4066	3149	3119	2808	-	3539	
		3	M	3631	-	-	-	-	2806#	-	-	-	-	3203
			F	3893	3365	3524	3569	3953	3127	3208#	2827	-	3508	
		4	M	2889	2456	2522	2480	2302	2290	2867	2101	-	2443	
			F	2616	2099	2355	2323	1842	2011	-	1911	-	2212	
		5	M	2718	2384	2490	2458	2212	2238	2752	2042	-	2386	
			F	2126	2133	2166	2126	2179	1879	1913	1770	-	2079	
	T	M	2030	1672	1639	1794	1710	1708	1529	1503	-	1744		
		F	2088	2027	2022	2000	2060	1801	1814	1680	-	1881		
	FUELS, ORES, INDUSTRIAL CHEMICALS	612	1A	M	12448	7943#	7855#	8931#	-	-	11375#	-	10889	
				F	12448	7793#	7855#	8993#	-	-	11375#	-	10808	
			1B	M	6485	4885	6206	5739	4602	-	5138	-	6038	
				F	4977	-	-	-	-	-	-	-	-	4686
			2	M	6350	4788	5865	5578	4580	-	5137	-	5938	
				F	4204	3469	4086	3428	3091	3259	3240	2983#	-	3911
			3	M	3717	-	-	-	-	-	2859#	-	3637	
				F	4129	3483	4038	3422	3008	3422	3221	2993#	-	3877
			4	M	3142	2820	2823	2743	2400	2686	2546	2484	-	2884
				F	2852	2461	2462	2517	2258	2091	2344	-	-	2682
5			M	3037	2750	2752	2695	2363	2549	2499	2461	-	2826	
			F	2509	2201	2176	2383	2123	2068	2184	2142	-	2315	
T		M	2337	1864	1933	2012	1829	1898	1890	1727#	-	2126		
		F	2437	2103	2144	2255	2050	2010	2082	2049	-	2252		
TIMBER, BUILDING MATERIALS		613	1A	M	11311	8540	8662#	6220#	9405#	7166#	7285#	7916#	-	8471
				F	10915	8382	8450#	6137#	9307#	7288#	7236#	8446#	-	7667#
			1B	M	5640	4709	5443	4575	4695	4687	4695	4384	-	4961
				F	4930#	-	-	-	3874	-	-	-	-	4661
			2	M	5550	4677	5402	4535	4629	4679	4864	4355	-	4935
				F	3828	3329	3691	2923	3201	3030	3189	3051	-	3315
			3	M	3777	2925#	-	-	2681#	2702#	-	-	-	3087
				F	3820	3295	3607	2933	3153	2987	3164	2988	-	3293
			4	M	2740	2510	2589	2654	2383	2160	2439	2334	-	2485
				F	2656	2274	2391#	2279	2259	2204	2145	2018	-	2328
	5		M	2717	2469	2560	2560	2361	2167	2384	2262	-	2453	
			F	2437	2107	2118	2140	1972	1881	2096	1992	-	2112	
	T	M	2145	1758	1927	1789	1685	1685	1688	1688	-	1818		
		F	2347	2006	2073	2027	1900	1814	1991	1920	-	2029		
	MACHINERY, EQUIPMENTS, VEHICLES	614	1A	M	10287	7653	8534	7425#	7478#	6034#	7878#	6898#	-	7590#
				F	10233	7547	8402	7681#	7207#	5901#	8087#	6745	-	8534
			1B	M	5762	5399	5342	5005	5274	4511	4915#	4508	-	5546
				F	4766	4000	-	-	-	-	-	-	-	4489
			2	M	5683	5304	5267	4939	5170	4503	4780#	4402	-	5466
				F	4081	3815	3872	3592	3742	3317	3515	3240	-	3882
			3	M	3644	3349	-	-	2442	2735#	2590#	2567#	-	3386
				F	4038	3771	3845	3509	3619	3285	3428	3220	-	3839
			4	M	2928	2555	2323	2551	2410	2477	2566	2477	-	2655
				F	2684	2244	2036	-	2078	2034	2081	2086	-	2626
5			M	2838	2511	2270	2668#	2349	2405	2433	2408	-	2626	
			F	2438	2093	2067	2095	1964	1886	2055	1878	-	2129	
T		M	2094	1716	1617	1716	1614	1662	1672	1700	-	1875		
		F	2283	1996	1944	1980	1889	1839	1940	1831	-	2048		
MACHINERY, EQUIPMENTS, VEHICLES		614	1A	M	2012	1718	1582	1982#	1570	1570	1560	1631	-	1778
				F	1749	1586	1465	1537	1471	1365	1491	1429	-	1628
			1B	M	1906	1678	1557	1820	1540	1490	1541	1599	-	1729
				F	3986	2839	2875	3024	2696	2501	2800	2734	-	3297
			2	M	2523	1956	1762	2225#	1823	1897	1915	1961	-	2250
				F	3587	2657	2666	2830	2528	2400	2589	2597	-	3052

TAB.E2

REMUNERATION MENSUELLE BRUTE CORRIGEE  
DES SALARIES A TEMPS PLEIN:  
MOYENNE (M) ET COEFFICIENT DE  
VARIATION (CV) SELON L ACTIVITE, LE SEXE,  
LA QUALIFICATION ET LA REGION

CV

REGION										SEXE	QUALIFICATION	NACE	ACTIVITE	
REGION PARI- SIENNE	BASSIN PARISIEN	NORD	EST	OUEST	SUD OUEST	CENTRE EST	MEDI- TERRA- NEE	(*)	TOTAL					
30.0	41.7	54.40	37.00	37.10	53.00	34.00	30.00	-	46.0	M	1A	611	MAT. PREM. AGR.. ANIMAUX. TEXTILES	
30.7	43.0	54.40	33.60	37.10	53.00	34.00	30.00	-	46.4	F				
33.0	42.5	47.20	41.40	31.2	31.4	37.00	31.60	-	38.5	T	1B			
30.00	-	-	-	-	-	-	-	-	42.0	M	2			
35.2	42.1	45.20	40.50	33.2	32.6	30.00	42.20	-	38.3	F				
42.0	32.6	40.1	27.1	30.0	31.0	35.7	31.0	-	30.3	T				
23.0	-	-	-	-	24.40	-	-	-	43.1	M	3			
40.4	32.5	30.0	20.1	40.0	31.4	45.70	37.0	-	30.7	F				
20.6	22.5	10.5	24.0	24.5	21.4	21.7	20.0	-	25.2	T	4			
24.1	20.5	22.5	10.0	10.7	17.1	-	17.5	-	25.0	M				
27.0	23.1	10.4	24.2	25.4	21.4	25.1	26.0	-	25.7	F	5			
27.1	24.0	19.1	10.7	24.2	20.5	20.1	10.4	-	23.0	T				
23.1	13.7	20.0	17.0	10.0	25.4	15.0	13.4	-	22.3	M	1A	612	COMBUSTIBLES. MINERAIS. PR. CHIMIQUES	
25.0	25.5	22.7	20.2	25.5	22.7	21.5	10.0	-	24.0	F				
20.3	22.1	21.4	10.2	17.4	20.1	25.1	15.0	-	22.4	T	2			
23.2	15.7	0.5	0.7	13.5	14.3	15.0	12.0	-	17.2	M				
20.0	22.2	21.1	14.2	10.0	20.0	21.0	17.2	-	22.5	F	3			
00.4	70.7	07.1	50.7	50.0	77.0	55.0	00.7	-	74.1	T				
40.2	41.5	44.0	00.0	20.0	30.0	50.00	07.40	-	50.7	M	4			
70.0	70.3	07.3	01.0	50.5	75.0	50.0	00.5	-	73.0	F	5			
34.6	30.40	27.70	51.30	-	-	40.50	-	-	41.7	T	1A	613		BOIS, MATERIAUX DE CONSTR.
34.0	30.70	27.70	51.40	-	-	40.50	-	-	42.1	F				
34.4	32.5	33.3	31.0	23.3	-	33.2	-	-	35.0	T	1B			
35.0	-	-	-	-	-	-	-	-	35.0	M				
35.1	33.1	34.0	32.0	23.7	-	33.1	-	-	30.4	F	2			
33.2	32.1	27.0	20.0	27.7	20.1	21.1	20.50	-	33.3	T				
22.2	-	-	-	-	-	20.00	-	-	24.0	M	3			
32.3	32.7	20.3	25.7	20.1	27.2	21.7	30.50	-	32.0	F				
21.3	10.0	10.7	20.3	24.1	21.0	17.5	20.0	-	22.4	T	4			
17.5	10.0	21.3	25.4	15.0	10.4	24.2	-	-	20.0	M				
20.7	10.5	20.7	21.0	22.0	23.4	10.4	10.7	-	22.2	F	5			
21.4	10.0	10.1	20.1	22.1	22.7	21.2	25.0	-	21.0	T				
21.0	10.7	10.3	10.0	17.0	10.0	17.5	20.70	-	22.0	M	1A	614	MACHINES, VEHICULES	
21.5	20.5	10.4	21.2	22.2	22.3	21.3	27.4	-	22.5	F				
22.4	17.0	24.1	17.4	22.0	25.0	22.0	24.40	-	22.7	T	2			
22.2	10.5	13.2	12.0	0.4	13.4	10.0	0.0	-	22.5	M				
22.7	10.0	25.4	17.7	22.2	25.7	22.0	24.0	-	23.3	F	3			
04.2	55.5	54.4	05.7	73.0	70.0	07.0	00.1	-	00.0	T				
35.1	34.0	37.0	30.7	22.0	42.7	27.0	35.4	-	37.5	M	4			
03.4	55.2	54.0	04.1	72.0	00.0	07.4	00.0	-	05.4	F	5			
30.5	43.4	30.50	42.00	57.00	47.30	40.00	50.00	-	50.0	T	1A	613		BOIS, MATERIAUX DE CONSTR.
40.3	43.4	30.00	43.30	57.50	40.00	40.50	00.10	-	51.1	F				
42.3	40.5	31.7	40.1	34.5	30.0	30.5	35.3	-	40.0	T	1B			
37.00	-	-	-	10.1	-	-	-	-	42.1	M				
42.0	40.0	31.0	40.7	34.2	30.0	30.0	30.4	-	41.0	F	2			
31.5	32.2	20.7	20.0	37.2	32.7	32.7	30.0	-	33.0	T				
20.1	33.00	-	-	20.00	32.00	-	-	-	33.7	M	3			
30.0	32.4	30.5	25.7	30.0	32.0	33.1	31.0	-	33.7	F				
21.0	21.1	21.0	21.4	20.0	20.0	10.7	23.5	-	22.0	T	4			
10.7	24.1	20.40	20.0	21.2	24.3	20.3	31.3	-	24.0	M				
20.0	21.0	22.7	23.5	20.0	21.5	10.0	25.0	-	22.5	F	5			
10.3	20.0	20.0	10.2	10.0	20.2	10.4	10.0	-	21.2	T				
23.0	17.5	10.0	10.3	15.0	10.5	17.4	17.0	-	21.0	M	1A	614	MACHINES, VEHICULES	
21.2	21.7	20.7	20.0	10.3	20.0	20.3	10.0	-	22.3	F				
21.0	24.0	21.4	10.2	17.2	15.3	10.7	20.2	-	21.0	T	2			
20.0	10.0	17.5	10.0	17.0	20.1	11.0	13.1	-	20.3	M				
21.0	25.0	21.2	10.0	17.0	10.4	10.0	20.1	-	21.0	F	3			
72.2	00.1	00.5	00.3	70.1	00.4	50.3	74.7	-	70.1	T				
45.0	40.3	30.4	40.2	30.0	04.7	50.0	105.00	-	50.5	M	4			
70.0	05.4	05.1	50.7	74.1	00.0	50.4	70.5	-	00.0	F	5			
30.0	40.0	25.0	30.70	54.30	45.00	41.10	41.00	-	44.0	T	1A	614		MACHINES, VEHICULES
30.0	30.40	-	-	-	-	-	-	-	00.40	F				
46.2	40.2	27.3	41.00	55.00	40.40	52.00	40.2	-	46.7	T	1B			
47.4	44.0	40.0	40.1	55.0	32.4	40.20	37.0	-	47.3	M				
20.0	20.0	-	-	-	-	-	-	-	31.3	F	2			
40.0	44.1	40.5	40.2	50.0	32.0	40.30	30.5	-	47.0	T				
44.0	77.2	40.4	40.0	43.5	40.0	40.0	30.5	-	40.0	M	3			
25.4	20.0	-	-	24.4	30.30	32.50	27.70	-	20.5	F				
43.5	74.0	40.2	40.4	44.4	43.7	40.0	30.5	-	40.7	T	4			
23.7	24.7	23.4	27.0	22.4	27.0	25.3	27.0	-	25.0	M				
20.5	23.7	10.0	-	10.2	20.0	20.0	23.7	-	74.0	F	5			
23.1	25.0	23.3	142.10	22.7	27.3	27.0	27.3	-	44.0	T				
30.2	23.4	23.5	23.0	22.0	24.1	23.2	22.0	-	31.4	M	1A	614	MACHINES, VEHICULES	
21.1	22.5	17.0	16.0	10.5	10.3	21.4	24.0	-	23.0	F				
34.5	24.0	24.0	23.5	22.0	23.0	24.0	23.7	-	30.2	T	2			
24.2	27.5	10.0	52.10	14.5	17.1	10.3	10.4	-	20.5	M				
10.0	21.0	15.5	10.5	14.1	10.4	10.0	11.2	-	10.0	F	3			
23.4	20.4	10.4	47.7	14.7	10.7	17.0	10.2	-	20.0	T				
05.1	73.1	00.3	01.3	71.2	57.0	07.0	02.1	-	00.7	M	4			
50.0	40.1	30.0	154.50	40.5	40.1	00.3	40.5	-	05.4	F	5			
07.0	72.5	00.0	03.5	70.7	57.7	71.1	02.1	-	71.4	T				

TAB.E2

GROSS MONTHLY PAY (CORRECTED)  
OF FULL-TIME EMPLOYEES:  
MEAN (M) AND COEFFICIENT OF VARIATION  
(CV) ACCORDING TO ACTIVITY, SEX,  
QUALIFICATION AND REGION

ACTIVITY	NACE	Q U A L I F I C A T I O N	S E X	REGION													
				REGION PARI- SIENNE	BASSIN PARISIEN	NORD	EST	QUEST	SUD - OUEST	CENTRE - EST	MEDI- TERRA- NEE	(*)	TOTAL				
FURNITURE, HSEHD. GOODS, HARDWARE	615	1A	M	9827	8501#	8925#	.	7490#	.	7702#	.	.	.	.	8755		
			F	9880	8547#	8925#	7656#	7308#	7299#	7569#	.	.	.	.	7397#		
		1B	M	5722	4664	5070	4186	5145#	4531#	4687	4254	.	.	.	.	8645	
			F	4345	.	.	.	.	.	.	.	.	.	.	.	5274	
		2	M	5557	4604	4841	4156	5086#	4366#	4652	4324	.	.	.	.	4190	
			F	3861	3248	3353	3751#	3684#	3282	3945	3261	.	.	.	.	3697	
		3	M	3578	2991	.	.	.	2544#	2670	2855#	.	.	.	.	3180	
			F	3835	3228	3251	3664#	3587	3187	3854	3211	.	.	.	.	3649	
		4	M	2754	2462	2833	2562	2634	2205	2393	2193	.	.	.	.	2559	
			F	2533	2041	2309	2194	2011	2028	2119	1883	.	.	.	.	2330	
		5	M	2664	2360	2669	2476	2477	2166	2331	2105	.	.	.	.	2487	
			F	2250	2037	2198	1928	1901	1789	1981	1815	.	.	.	.	2043	
	T	M	2033	1716	1737	1626	1626	1556	1679	1575	.	.	.	.	1808		
		F	2148	1911	2035	1803	1812	1693	1866	1737	.	.	.	.	1847		
	TEXTILES, CLOTH- ING, FOOTWR. LEATHERWARE	616	1A	M	1855	1585	1643	1600	1682	1528	1621	1696	.	.	.	1685	
				F	1636	1451	1404	1549	1423	1484	1526	1382	.	.	.	1529	
			1B	M	1756	1534	1528	1580	1580	1515	1585	1619	.	.	.	.	1623
				F	3653	2717	3027	2776	2882	2521	2931	2582	.	.	.	.	3113
			2	M	2352	1821	1831	1809	1705	1912	1837	1909	.	.	.	.	2066
				F	3246	2453	2661	2485	2415	2343	2640	2416	.	.	.	.	2804
			3	M	9575	6968#	.	.	.	6022#	.	7419#	.	.	.	.	8772
				F	7395#	.	.	.	.	.	.	.	.	.	.	.	6667#
			4	M	9379	7109#	.	.	.	6057#	.	7585#	.	.	.	.	8548
				F	5625	4674#	6488#	4642	.	5167#	.	4239#	.	.	.	.	5466
5			M	4222	.	.	.	.	.	.	.	.	.	.	.	4100	
			F	5260	4381#	6488#	4538	.	4958#	.	4075#	.	.	.	.	5161	
T	M	4347	3937#	3770	4423	4295#	2919	3730#	.	.	.	.	.	4134			
	F	3139	2609#	.	3253#	.	.	2821#	.	.	.	.	.	2864			
3	M	4007	3470	3631	4175	4081#	2804	3485#	.	.	.	.	.	3828			
	F	2774	3022#	2760	2485#	2315	2201	2443	2759#	.	.	.	.	2617			
4	M	2352	1892	2387	2092	1757#	1714	2201	.	.	.	.	.	2265			
	F	2469	2277#	2629	2323	2141	1992	2344	2602#	.	.	.	.	2406			
5	M	2295	1836	1943	2006	1666	1745	1790	1974#	.	.	.	.	2086			
	F	2042	1601	1733	1726	1397	1492	1595	1434	.	.	.	.	1805			
T	M	2138	1677	1812	1811	1501	1577	1675	1582	.	.	.	.	1806			
	F	1820	1489	1739	1602	1467	1358	1818#	1552	.	.	.	.	1727			
FOOD, DRINK, TOBACCO	617	1A	M	1526	1441	1345	1419	1318	1292	1426	1423	.	.	.	1464		
			F	1830	1453	1449	1461	1365	1318	1555	1459	.	.	.	1549		
		1B	M	3937	3300	3730#	3337	2995#	2837	3543#	3381#	.	.	.	.	3648	
			F	2227	1757	1715	1849	1468	1624	1865	1755	.	.	.	.	2014	
		2	M	3037	2432	2731	2552	2309	2251	2723	2465	.	.	.	.	2797	
			F	9382#	7824#	7542#	7931#	9610#	6733#	9283#	5883	.	.	.	.	8066	
		3	M	9469	7640#	7542#	7931#	9529#	6630#	9007#	5865	.	.	.	.	8009	
			F	5461	5228	5131#	4241#	5702#	4422	4815#	4842	.	.	.	.	5110	
		4	M	5357	5121	4970#	4194#	5502#	4292	4822	4804	.	.	.	.	4193#	
			F	3621	3964	3313	3058	3332	3018	3359	3076	.	.	.	.	5021	
		5	M	2851	3203#	.	.	2512#	2563	.	2852#	.	.	.	.	3451	
			F	3519	3873	3255	2975	3250	2960	3319	3067	.	.	.	.	2811	
T	M	2933	2497	2539	2643	2431	2131	2429	2473	.	.	.	.	3381			
	F	2543	2284	1915#	1990	1976	2166	2070	2413	.	.	.	.	2545			
3	M	2797	2461	2400	2531	2360	2141	2326	2413	.	.	.	.	2254			
	F	2430	2085	2129	2250	2081	1757	1989	2158	.	.	.	.	2477			
4	M	1936	1731	1699	1657	1643	1595	1757	1679	.	.	.	.	2159			
	F	2285	1980	2008	2128	1968	1697	1929	2032	.	.	.	.	1743			
5	M	1965	1727	1644	1728	1705	1572	1686	1719	.	.	.	.	2042			
	F	1588	1566	1428	1549	1462	1383	1349	1420	.	.	.	.	1743			
T	M	1811	1659	1559	1632	1594	1465	1566	1555	.	.	.	.	1622			
	F	3156	2715	2580	2672	2559	2430	2505	2661	.	.	.	.	2733			
TOBACCO PRODUCTS	617.6	1A	M	2137	1826	1708	1669	1630	1609	1739	1691	.	.	.	1798		
			F	2869	2472	2335	2409	2290	2124	2304	2393	.	.	.	2465		
		1B	M	.	.	.	.	.	.	.	.	.	.	.	.	.	
			F	.	.	.	.	.	.	.	.	.	.	.	.	.	
		2	M	.	.	.	.	.	.	.	.	.	.	.	.	.	
			F	.	.	.	.	.	.	.	.	.	.	.	.	.	
		3	M	.	.	.	.	.	.	.	.	.	.	.	.	.	
			F	.	.	.	.	.	.	.	.	.	.	.	.	.	
		4	M	.	.	.	.	.	.	.	.	.	.	.	.	.	
			F	.	.	.	.	.	.	.	.	.	.	.	.	.	
		5	M	.	.	.	.	.	.	.	.	.	.	.	.	.	
			F	.	.	.	.	.	.	.	.	.	.	.	.	.	
T	M	.	.	.	.	.	.	.	.	.	.	.	.	.			
	F	.	.	.	.	.	.	.	.	.	.	.	.	.			

TAB.E2

REMUNERATION MENSUELLE BRUTE CORRIGEE  
DES SALARIES A TEMPS PLEIN:  
MOYENNE (M) ET COEFFICIENT DE  
VARIATION (CV) SELON L'ACTIVITE, LE SEXE,  
LA QUALIFICATION ET LA REGION

CV

REGION										SEXE	QUALIFICATION	NACE	ACTIVITE
REGION PARI- SIENNE	BASSIN PARISIEN	NORD	EST	DNST	SUD OUEST	CENTRE EST	MEDI- TERRA- NEE	(*)	TOTAL				
41.0	43.20	35.00		33.50		41.20			45.5	M	1A	615	MEUBLES, ART. MENAGERS QUINCAILLERIE
42.2	42.00	35.00	53.30	35.10	40.10	41.20			48.20	F			
37.0	27.7	35.3	32.7	30.00	45.00	32.1	28.3		45.0	T	1B		
29.0									38.1	M			
37.2	27.0	36.7	33.0	30.00	45.30	31.7	30.0		38.0	F			
44.0	34.0	36.5	55.10	40.20	43.1	60.0	38.4		46.3	T	2		
35.3	20.1				27.30	12.1	35.30		36.4	M			
43.4	34.1	37.0	55.00	40.0	42.0	60.7	38.4		45.0	F			
20.0	22.0	33.1	20.4	20.0	20.0	21.3	18.0		27.0	T	3		
10.7	19.0	19.7	27.3	18.5	24.5	16.3	19.7		22.0	F			
20.0	23.5	31.0	20.0	20.7	21.3	21.1	20.3		27.0	T	4		
22.0	22.5	24.2	23.5	19.3	20.6	19.0	19.7		23.4	M			
23.4	18.5	20.0	18.4	17.1	13.0	15.4	14.3		23.3	F			
23.5	22.0	25.7	23.0	20.1	19.6	20.2	19.6		24.2	T	5		
21.3	14.4	20.0	21.0	19.0	15.7	15.9	25.7		21.1	M			
18.1	12.0	10.6	20.6	13.0	10.3	12.2	8.4		17.2	F			
21.1	14.3	19.1	20.0	19.3	16.5	15.0	24.0		20.4	T			
63.7	64.3	64.5	70.7	64.1	68.0	67.0	70.0		67.6	M			
45.3	37.3	30.5	44.0	64.1	52.8	33.7	66.0		46.8	F			
64.0	63.0	65.0	70.7	64.1	67.5	68.2	71.0		67.9	T			
41.1	34.00				30.00		25.00		40.7	M	1A	616	TEXTILE, HABILLEMENT, CHAUSSURES
30.00									43.70	F			
41.0	34.00				41.10		26.00		40.2	T			
30.0	37.50	51.00	25.3		27.40		43.00		41.5	M	1B		
32.3									32.7	F			
30.0	41.40	51.00	26.3		30.10		41.00		42.1	T			
62.5	40.20	37.2	38.6	40.50	35.5	40.00			57.7	M	2		
38.5	44.00		40.00			20.00			39.7	F			
61.1	51.7	37.0	40.0	42.00	36.1	47.10			57.4	T			
20.2	45.70	25.2	44.10	23.3	23.3	22.9	31.00		30.0	M	3		
24.4	21.0	19.4	24.2	20.00	22.0	21.5			25.6	F			
20.3	44.00	24.7	39.7	26.0	26.1	23.0	32.30		29.1	T	4		
27.2	18.3	23.6	20.0	13.5	21.0	23.6	32.00		28.0	M			
26.4	20.0	20.3	21.0	13.1	10.7	22.0	16.0		28.3	F			
27.4	24.3	22.5	22.5	15.0	21.5	23.0	29.3		29.1	T	5		
32.3	13.7	19.7	12.7	12.3	10.4	33.30	22.0		30.7	M			
18.4	20.7	13.5	14.1	11.4	15.0	18.3	16.6		18.3	F			
20.0	18.1	20.2	14.7	12.0	17.1	20.0	18.0		25.4	T			
74.5	65.7	60.00	58.6	60.20	65.2	66.30	73.60		76.8	M			
47.0	46.0	30.1	43.2	24.4	53.3	44.0	66.7		49.6	F			
70.5	71.5	104.5	62.0	72.5	70.2	87.2	82.4		70.5	T			
45.40	40.00	40.00	45.00	45.00	40.00	33.30	35.0		40.0	M	1A	617	PRODUITS ALIM., BOISSONS, TABAC
44.3	40.20	40.00	45.00	40.00	40.00	34.00	35.4		40.0	F			
37.1	52.0	40.00	30.00	61.00	28.0	36.00	36.4		43.7	T	1B		
									50.60	M			
40.1	52.7	30.00	30.00	61.20	20.0	35.5	36.6		44.6	F			
35.2	54.7	33.6	21.0	37.2	41.5	43.6	26.1		41.7	T	2		
32.0	42.00			20.20	12.0		17.50		33.3	M			
35.0	54.3	34.1	23.1	37.5	40.0	43.5	25.0		41.0	F			
26.0	27.0	27.0	21.1	25.2	19.4	22.7	23.5		26.0	T	3		
18.4	30.2	25.00	16.0	17.4	20.0	27.4	22.0		24.7	M			
25.0	20.2	20.0	23.1	25.5	18.0	24.0	23.0		26.7	F	4		
23.7	24.3	22.7	21.7	24.7	17.4	20.7	25.5		25.1	T			
24.1	22.3	20.0	18.0	19.0	14.6	18.6	19.6		22.3	M	4		
25.0	25.3	24.4	24.2	20.0	17.2	21.0	20.0		26.3	F			
20.0	22.7	17.0	19.7	19.4	18.6	22.6	19.0		23.0	T	5		
10.5	20.1	12.0	10.1	15.3	13.0	12.2	17.3		17.7	M			
20.3	22.3	17.0	19.7	19.5	17.3	23.0	21.1		23.3	F			
64.2	71.1	66.4	50.0	70.3	70.1	63.3	51.6		67.0	T			
35.5	40.0	30.0	23.5	30.6	20.3	30.0	37.7		44.3	M			
69.7	70.2	66.1	60.5	70.9	67.5	62.0	53.0		67.0	F			
										M	1A	617.6	PRODUITS DU TABAC
										F			
										T	1B		
										M			
										F			
										T	2		
										M			
										F			
										T	3		
										M			
										F			
										T	4		
										M			
										F			
										T	5		

TAB.E2

GROSS MONTHLY PAY (CORRECTED)  
OF FULL-TIME EMPLOYEES:  
MEAN (M) AND COEFFICIENT OF VARIATION  
(CV) ACCORDING TO ACTIVITY, SEX,  
QUALIFICATION AND REGION

ACTIVITY	NACE	O U A L I F I C A T I O N	S E X	REGION										
				REGION PARI- SIENNE	BASSIN PARISIEN	NORD	EST	OUEST	SUD OUEST	CENTRE EST	MEDI- TERRA- NEE	(*)	TOTAL	
PHARMACEUTICAL, MEDICAL GDS., CLEANING MAT.	618	1A	M	10579	8023	.	8655#	6850#	7079#	7887#	6856#	-	8548	
			F	10875	7884	6077#	8655#	6008#	7327#	7833#	6592#	-	7328#	
		1B	M	4846	4626	4888	4279	5072#	3986#	4784#	4523#	-	8444	
			F	4846	4555	4888	4209	4839#	3764#	4746#	4346#	-	4508	
		2	M	3818	3868	3556	3478	.	3484	4471	3374	-	3839	
			F	3214	2710#	.	.	2638	3347#	3256#	2680#	-	3016	
		3	M	3690	3454	3525	3267	.	3455	4296	3273	-	3660	
			F	2920	2431	2408	2769	2632	2199	3009#	2247	-	2839	
		4	M	2653	2161	1987	2325	2139	2066	2404	2067	-	2431	
			F	2769	2316	2290	2595	2474	2131	3419	2179	-	2656	
		5	M	2368	2043	1866	2175	2054	1884	2210	1881	-	2176	
			F	2084	1706	1611	1836	1711	1721	1780	1745	-	1900	
	T	M	2189	1839	1743	1986	1818	1793	1987	1869	-	2011		
		F	1957	1537	1664	1669	1590	1633	1617	1636	-	1705		
	T	M	1811	1444	1325	1545	1535	1514	1494	1426	-	1556		
		F	1866	1461	1483	1576	1562	1540	1563	1513	-	1609		
	T	M	2306	2883	2785	2851	2969#	2559	3323	2597	-	2027		
		F	2306	1762	1892	1895	1807	1784	1892	1743	-	2750#		
	PHARMACEUTICALS	618.1	1A	M	11970#	2234	2468	2351	2363	2138	2815	2227	-	8176#
				F	11970#	.	.	.	.	7646	.	.	-	8176#
			1B	M	6408	4362#	.	.	.	.	.	3841#	-	5303
				F	5436#	.	.	.	.	.	.	.	-	4688#
			2	M	6143	4364#	.	.	.	.	.	3714	-	5154
				F	4511	3972#	.	.	.	3792#	.	.	-	4140
3			M	3143	2844#	.	.	.	.	.	.	-	2878	
			F	4095	3477	.	.	3197	3606#	.	2863	-	3722	
4			M	2944	2445	.	.	2700	.	.	.	-	2808	
			F	2753	2199#	.	2340	2031	.	.	.	-	2435	
5			M	2863	2319	.	2500	2375	.	.	.	-	2625	
			F	2415	2063	.	2225	2213	1966	2398#	2137	-	2280	
T		M	2101	1741	.	1844	1786	1793	1722	1778	-	1945		
		F	2208	1842	.	1994	1906	1864	2001	1934	-	2062		
T		M	2377	1388	.	.	1623#	1564	.	1724	-	1784		
		F	2007	1446	.	1581	1585	1556	.	1427	-	1580		
T		M	2086	1442	.	1576	1597	1557	1678	1516	-	1617		
		F	3329	2780	.	2691#	2640	2463	2683#	2371	-	2956		
T		M	2233	1748	.	1888	1845	1793	1806	1687	-	1980		
		F	2673	2059	.	2182	2112	2018	2181#	1986	-	2345		
OTHER WHOLESALE DISTRIBUTION		619	1A	M	10682	.	.	7827#	7470#	6196	7804#	7973#	-	10434#
				F	6496#	.	.	.	.	.	.	.	-	6719
			1B	M	10221	.	.	7915#	7187#	6243	7783#	8137#	-	10061#
				F	6362	5353#	5562#	4967#	5718#	4036	4712	7972#	-	5933
	2		M	4565	.	.	.	.	.	.	.	-	4557	
			F	5893	5377#	5686#	5043#	5598#	3913	4653	7585#	-	5691	
	3		M	4863	4276#	4979#	4823	3976	3458	4843	4043	-	4631	
			F	3985	.	5500#	.	2983	2726	2658#	3372#	-	3722	
	4		M	4666	4039#	5064#	4708	3831	3315	4552	3848	-	4448	
			F	2892	2646	3074#	2511	2584	2137	2500	2409	-	2710	
	5		M	2582	2194#	2452	2061	2066	1885	2077	2173	-	2428	
			F	2696	2475	2878	2322	2394	2017	2359	2331	-	2568	
	T	M	2368	2079	2382	2273	1993	1722	1988	2056	-	2206		
		F	2119	1876	1796	1730	1593	1538	1713	1770	-	1913		
	T	M	2219	1885	2049	1986	1737	1610	1839	1893	-	2036		
		F	1954	1529	1591	1735	1628	1481	1580	1503	-	1744		
	T	M	1725	1409	1570	1445	1569	1415	1519	1581	-	1621		
		F	1812	1445	1581	1559	1594	1451	1544	1541	-	1671		
	T	M	4393	.	3534	4052	3224	2905	3573	3616	-	4027		
		F	2455	1864	2247	2065	1773	1860	1868	2151	-	2230		
	T	M	3492	.	3003	3353	2560	2486	2923	3019	-	3241		
		F	11390	.	.	.	.	.	9924#	.	-	8922		
	PAPER, BOOKS, STATIONERY, NEWSPAPERS	619.1/2	1A	M	10803	.	.	.	.	.	8924#	.	-	6386#
				F	6315	.	.	.	.	.	5367#	.	-	8613
1B			M	4514#	.	.	.	5466#	.	.	.	-	5888	
			F	6138	.	.	.	5466#	.	5369#	.	-	4370#	
2			M	4950	.	.	5408#	3697#	3408#	4072	4757#	-	4709	
			F	3649	.	.	.	.	.	.	.	-	3622	
3			M	4676	.	.	5370#	3679#	3188#	4084	4536#	-	4508	
			F	3059	.	.	.	2722	.	2876	.	-	2900	
4			M	2687	.	.	.	2179	.	2128#	.	-	2522	
			F	2829	.	.	2501	2536	.	2546	1898	-	2716	
5			M	2449	2061	2910#	2335	1987	1720	1944	2010	-	2290	
			F	2175	2104	1842	1889	1691	1544	1736	1732	-	1891	
T		M	2301	2082	2375#	2190	1815	1821	1836	1857	-	2134		
		F	2029	.	1930	.	1621	.	1700	.	-	1895		
T		M	1763	1393	.	.	1683	.	1434	.	-	1650		
		F	1904	1399	.	1852	1659	1455	1437	1642	-	1774		
T		M	4481	4309#	3789#	4046#	3089	2944#	3579	3682#	-	4082		
		F	2481	1837	2118#	2142#	1873	1955#	1944	2765#	-	2295		
T		M	3684	3350#	3211#	3586#	2568	2465#	3082	3334	-	3405		



TAB.E2

REMUNERATION MENSUELLE BRUTE CORRIGEE  
DES SALAIRES A TEMPS PLEIN:  
MOYENNE (M) ET COEFFICIENT DE  
VARIATION (CV) SELON L'ACTIVITE, LE SEXE,  
LA QUALIFICATION ET LA REGION

CV

REGION										SEXE	QUALIFICATION	RACE	ACTIVITE
REGION PARISIENNE	BASSIN PARISIEN	NORD	EST	OUEST	SUD OUEST	CENTRE EST	MEDI- TERRA- NEE	(*)	TOTAL				
34.9	28.4		34.18	48.78	64.88	47.18	54.48	-	45.1	M	1A	618	PR. PHARM. ; MEDICAUX, D'ENTRETIEN
35.4	28.8	43.88	34.18	39.88	60.48	45.58	54.38	-	45.88	F			
24.3	31.9	32.7	32.7	88.78	29.88	45.98	45.48	-	45.4	M	1B		
20.5								-	38.8	F			
40.4	41.4	32.7	31.7	58.78	31.88	44.78	44.88	-	81.5	M	2		
24.3	42.88	35.4	34.2		38.6	43.7	40.8	-	31.7	F			
39.8	45.2		24.2		36.88	42.88	32.88	-	86.3	M	3		
25.8	20.8	35.4	34.7		38.1	44.9	48.9	-	44.6	F			
23.9	24.9	18.5	24.7		18.9	66.48	23.9	-	26.3	M	4		
23.3	23.2	21.8	24.2		30.1	19.2	67.1	-	38.7	F			
24.1	19.8	18.8	20.2		19.7	25.2	17.9	-	23.7	M	5		
23.8	13.5	22.5	14.4		18.4	18.7	21.5	-	22.6	F			
24.3	18.8	21.8	19.7		21.8	18.8	26.2	-	24.2	M			
23.4	19.2	20.1	18.8		21.8	18.6	21.1	-	23.8	F			
23.5	11.3	11.7	17.2		15.8	20.6	14.8	-	20.6	M			
23.8	13.5	20.6	17.4		18.8	16.8	21.2	-	22.1	F			
48.8	63.3	57.8	58.2	174.18	76.6	72.3	68.6	-	41.6	M			
27.88	38.8	55.8	28.3	32.8	45.7	50.6	32.8	-	888.28	F	1A	618.1	PRODUITS PHARM.
27.88	62.5	68.6	58.3	154.4	70.4	74.3	63.8	-	41.28	M			
27.88					24.2			-	41.88	F	1B		
19.9	32.48				24.8		18.88	-	38.8	M			
25.38								-	32.58	F			
22.4	33.88						18.8	-	31.7	M	2		
22.8	41.88				41.78			-	38.7	F			
27.9	43.48							-	32.8	M	3		
28.8	45.8			14.6	38.38		15.1	-	34.7	F			
39.1	14.6			21.8				-	27.8	M	4		
22.8	31.28		17.4	15.8				-	25.2	F			
27.7	24.3		17.3	24.4				-	27.3	M	5		
25.1	18.8		18.8	13.8	18.8	23.88	18.2	-	23.4	F			
23.8	12.8		13.7	18.5	15.2	24.8	17.5	-	22.6	M			
25.3	18.8		19.3	18.8	17.6	29.3	28.1	-	24.2	F			
19.2	14.5			25.88	23.1		18.6	-	28.4	M	5		
22.9	18.1		17.6	13.8	15.5		14.6	-	28.8	F			
23.1	18.4		17.8	18.3	17.8	15.5	18.6	-	22.8	M			
62.5	52.8		57.88	55.8	84.8	48.78	35.8	-	68.6	F	T		
33.8	34.5		24.8	38.8	45.8	38.9	27.5	-	35.4	M			
57.8	51.1		48.6	49.1	58.8	46.78	37.2	-	58.1	F	1A	618	AUTRES COMMERCES DE GROS
41.8			44.68	52.38	23.5	48.58	38.88	-	218.88	M			
40.18								-	38.9	F	1B		
44.1			43.88	51.88	22.1	47.58	38.88	-	216.78	M			
42.8	58.58	43.58	43.78	48.68	14.3	41.8	44.68	-	46.3	F			
36.1								-	38.7	M	2		
44.1	54.38	45.48	43.28	48.18	16.3	48.4	47.38	-	46.7	F			
47.2	57.88	53.88	44.7	38.7	48.4	71.8	47.8	-	52.8	M	3		
48.3		33.58		28.8	27.8	36.18	31.48	-	47.1	F			
47.9	58.48	58.58	48.7	37.2	48.1	73.3	45.5	-	52.2	M	4		
22.2	27.1	58.58	28.3	28.4	27.1	38.7	27.2	-	31.4	F			
22.3	26.88	23.2	28.8	18.8	23.8	35.8	18.8	-	25.8	M	5		
23.8	28.3	47.1	22.7	28.3	26.6	33.3	25.1	-	28.3	F			
23.5	23.7	45.8	23.5	28.1	22.8	26.8	25.9	-	28.1	M			
24.4	27.3	28.8	28.2	18.4	25.4	17.7	19.3	-	25.8	F			
24.7	25.8	48.2	26.3	24.3	24.9	24.3	24.1	-	28.8	M	5		
23.4	18.8	37.8	16.8	18.8	9.8	18.2	20.4	-	25.2	F			
24.5	13.8	18.4	17.2	17.8	12.8	17.5	16.6	-	22.8	M			
24.8	18.1	28.1	18.4	16.7	11.5	17.1	18.8	-	24.2	F			
72.8		73.1	85.1	72.6	58.9	88.7	81.1	-	176.4	M	T		
51.8	63.3	65.6	87.7	35.5	49.7	43.7	58.3	-	54.2	F			
76.5		76.1	73.8	74.8	81.8	84.4	83.8	-	188.5	M	1A	618.1/2	PAPIER, LIVRES, JOURNEAUX
41.3						33.18		-	43.5	F			
44.7								-	37.88	M	1B		
38.3				28.88		43.48		-	44.8	F			
28.48								-	38.1	M	2		
38.8				28.88		41.48		-	37.38	F			
38.7			21.88	38.58	44.48	38.8	47.18	-	48.8	M	3		
28.8								-	43.2	F			
38.8			21.28	38.88	42.88	38.4	45.38	-	31.5	M	4		
28.7				31.8		38.1		-	43.2	F			
18.7				13.8		33.88		-	38.4	M	5		
21.2			18.8	28.6		32.8	28.8	-	22.6	F			
28.1	22.8	47.58	18.6	25.8	18.1	23.4	24.1	-	34.2	M			
18.3	23.1	18.7	28.2	18.8	14.8	18.3	18.8	-	28.7	F			
28.6	22.8	47.78	22.8	24.3	17.4	22.4	23.8	-	22.4	M			
17.3		18.8		18.4		17.3		-	27.8	F			
18.2	8.6			18.2		5.7		-	18.5	M	5		
18.8	8.8	17.6		18.3	13.8	16.8	18.8	-	18.2	F			
71.6	74.88	68.88	72.18	82.7	83.28	73.6	58.88	-	28.7	M	T		
37.8	27.8	52.88	38.88	35.7	43.88	48.7	73.48	-	72.4	F			
74.4	84.18	73.88	75.28	84.8	84.38	77.1	84.6	-	45.8	M			
								-	75.4	F			

TAB.E2

GROSS MONTHLY PAY (CORRECTED)  
OF FULL-TIME EMPLOYEES:  
MEAN (M) AND COEFFICIENT OF VARIATION  
(CV) ACCORDING TO ACTIVITY, SEX,  
QUALIFICATION AND REGION

ACTIVITY	NACE	QUALIFICATION	SEX	REGION										
				REGION	BASSIN	NORD	EST	QUEST	SUD	CENTRE	MEDI-	(*)	TOTAL	
				PARI- SIENNE	PARISIEN				QUEST	EST	TERRA- MEE			
WHOLESALE TRADE	61	1A	M	10417	8544#	8240	7612	8549	7040	8643	6907	-	8811	
			F	9140#	6208#	5304#	7445#	5320#	5918#	-	-	-	7235	
		T	10344	8387#	8140	7589	8369	6920	8537	6964	-	-	8705	
		1B	M	6085#	5069	5492	4738	5176	4601	4851	4725	-	-	5574
			F	4647	3886	4243#	3836	3684	3564	4495#	4001#	-	-	4386
		T	5917#	4979	5346	4673	5058	4488	4923	4672	-	-	5456	
		2	M	4030	3662	3713	3536	3623	3193	3564	3201	-	-	3761
			F	3524	3044	2999	2970	2556	2779	2799	2837	-	-	3236
		T	3962	3592	3660	3491	3516	3144	3504	3165	-	-	3700	
		3	M	2924	2537	2624	2621	2441	2275	2549	2388	-	-	2631
			F	2630	2214	2220	2414#	2068	2065	2176	2060	-	-	2417
		T	2804	2475	2533	2568	2366	2226	2457	2313	-	-	2568	
	4	M	2399	2094	2135	2178	2024	1837	2050	2017	-	-	2148	
		F	2091	1733	1735	1757	1650	1619	1743	1658	-	-	1853	
	T	2264	1977	2024	2037	1915	1759	1947	1906	-	-	2043		
	5	M	1987	1731	1687	1773	1690	1613	1747	1672	-	-	1779	
		F	1689	1525	1432	1538	1466	1414	1470	1422	-	-	1536	
	T	1865	1656	1600	1675	1605	1528	1657	1568	-	-	1685		
	T	M	3773	2786	2834	2880	2650	2542	2866	2683	-	-	3107	
		F	2413	1864	1857	1928	1722	1765	1880	1823	-	-	2068	
	T	3342	2541	2597	2613	2407	2308	2617	2455	-	-	2811		
	FOOD, DRINK, TOBACCO	641/642	1A	M	8130#	.	.	7160#	.	.	5679#	7882#	-	7102
				F	.	.	.	.	.	.	.	.	.	5908#
			T	8097#	.	.	7093#	.	.	5679#	7882#	-	-	7003
1B			M	5109	4823	5675#	4360	4125#	4513#	5389	3720	-	-	4889
			F	3978	.	.	.	.	.	.	.	-	-	4004
T			4837	4696	5565#	4380	4203#	4493#	5308	3731	-	-	4757	
2			M	3368	3079	3223	3084	3135	3094	3639	2923	-	-	3263
			F	2654	2156	2218	2442	2126	2043#	2437	2528#	-	-	2400
T			3146	2885	2937	2949	2922	2848	3390	2821	-	-	3051	
3			M	2767	2608	2065	2494	2516	2308	2593	2331	-	-	2551
			F	2015	1932	1862	1809	1925	1729	1900	1918	-	-	1945
T			2247	2347	2005	2246	2341	2047	2381	2094	-	-	2257	
4		M	2295	2097	2104	2107	2118	2058	2169	2052	-	-	2150	
		F	1706	1610	1795	1609	1700	1614	1703	1540	-	-	1667	
T		1908	1834	1969	1840	1878	1824	1931	1782	-	-	1878		
5		M	1757	1663	1738	1647	1747	1726	1764	1547	-	-	1715	
		F	1526	1453	1435	1472	1535	1458	1561	1351	-	-	1484	
T		1600	1529	1530	1515	1607	1544	1635	1389	-	-	1555		
T		M	2887	2561	2558	2497	2513	2370	2832	2382	-	-	2648	
		F	1832	1637	1705	1630	1694	1627	1756	1511	-	-	1714	
T		2254	2118	2166	2044	2106	1985	2371	1854	-	-	2158		
DISPENSING CHEMISTS		643	1A	M	.	.	.	.	.	.	.	.	.	7410#
				F	.	.	.	.	.	.	.	.	.	.
			T	.	.	.	.	.	.	.	.	-	-	6540#
	1B		M	4616#	.	.	3999	.	.	5780#	2938	-	-	4370
			F	4750#	.	.	3713#	4386	.	.	.	-	-	4082
	T		4674	4175#	4353#	3872	5000#	.	3916#	3185	-	-	4250	
	2		M	4157	.	.	3187#	3853#	.	.	.	-	-	3586
			F	3996#	2620#	.	.	.	.	.	.	-	-	3186#
	T		4083	3283#	.	3038#	3773#	.	2580#	.	-	-	3417	
	3		M	3055	2573#	.	.	2743	.	.	.	-	-	2779
			F	2645	2277	.	2168	1917	.	2274	.	-	-	2297
	T		2772	2387	.	2275	2211	.	2510	.	-	-	2465	
	4	M	2770#	2499#	2184	.	2145#	.	2093	.	-	-	2324	
		F	1900	1782	.	1693	1784	1764	1710	1521	-	-	1747	
	T	2068	1927	1878	1733	1837	1796	1795	1537	-	-	1855		
	5	M	.	1581	.	.	.	.	.	.	-	-	1468	
		F	1578	1398	.	1520	1398	1380	1447	1224	-	-	1435	
	T	1565	1387	1530	1550	1377	1386	1493	1273	-	-	1442		
	T	M	3934#	3173#	2801#	3161	3507#	.	3232#	2518#	-	-	3315	
		F	2673	1972	.	2144	2290	1837#	1887	1889#	-	-	2210	
	T	3090	2313	2644#	2567	2632	2035#	2422	2076	-	-	2573		
	MEDICAL GOODS, COSMETICS, CLEANING MAT.	644	1A	M	10084#	.	.	.	.	.	.	.	.	9161#
				F	.	.	.	.	.	.	.	.	.	.
			T	8940#	.	.	.	.	.	.	.	-	-	8480#
1B			M	5989	8122#	.	.	.	.	.	.	-	-	5993
			F	4481	.	.	.	.	.	.	.	-	-	4383
T			5576	7795#	3862	.	.	3276	.	.	-	-	5606	
2			M	4239	3627	3514#	4368#	4196#	3772#	3596#	3766	-	-	3915
			F	3092	2250#	.	.	.	.	.	.	-	-	2843
T			3539	3340	2907#	4261#	3918#	3316#	3121#	3737	-	-	3502	
3			M	2731	2371	2734	2704	2749#	2385	2113	.	-	-	2569
			F	2435	1908	.	2138	2260	1971	.	.	-	-	2232
T			2538	2103	2469	2461	2361	2189	2127	.	-	-	2369	
4		M	2227	2071	1990	2167	1978	1865	1933	1886	-	-	2048	
		F	2224	1805	1658	1679	1464	1558	1615	1426	-	-	1893	
T		2225	1867	1786	1898	1605	1660	1765	1764	-	-	1958		
5		M	1845	1540	.	1599	.	1585	.	.	-	-	1681	
		F	1692	1525	1383	1520	.	.	1373	.	-	-	1556	
T		1738	1530	1390	1557	.	.	1571	1470	1501	-	-	1598	
T		M	3907	3340	3291#	3433#	2168#	1824	2602#	2677	-	-	3371	
		F	2573	1847	1833	1883	2168#	1824	1646	1482	-	-	2219	
T		3074	2754	2479#	2815	2588#	2277	2146	2403	-	-	2763		

TAB.E2

REMUNERATION MENSUELLE BRUTE CORRIGEE  
DES SALAIRES A TEMPS PLEIN:  
MOYENNE (M) ET COEFFICIENT DE  
VARIATION (CV) SELON L ACTIVITE, LE SEXE,  
LA QUALIFICATION ET LA REGION

CV

REGION										SEXE	QUALIFICATION	RACE	ACTIVITE		
REGION PARI- SIENNE	BASSIN PARISIEN	NORD	EST	OUEST	SUD OUEST	CENTRE EST	MEDI- TERRA- NEE	(*)	TOTAL						
40.3	150.00	45.0	47.7	50.1	50.6	45.9	49.5	-	73.4	M	1A	61	COMMERCE DE GROS		
52.00	37.50	25.30	44.60	34.00	42.30	-	-	-	54.4	F					
41.0	155.00	45.0	47.5	50.0	50.3	47.6	49.0	-	72.0	T					
462.70	43.0	39.0	39.9	51.0	36.3	38.0	40.0	-	374.5	M	1B				
36.1	36.0	34.10	29.4	25.0	31.3	36.00	48.00	-	37.0	F					
447.40	44.0	40.3	39.0	51.0	36.0	38.0	41.5	-	303.0	T					
42.0	56.0	40.0	43.5	70.0	41.3	50.2	37.6	-	48.6	M	2				
32.0	38.3	42.3	39.4	28.0	31.2	37.1	38.0	-	35.2	F					
42.0	55.1	41.1	43.6	75.1	40.7	50.1	37.7	-	47.0	T					
24.0	24.5	27.5	24.0	24.0	23.5	30.9	24.6	-	27.0	M	3				
20.0	25.2	24.0	138.00	20.1	22.3	26.3	23.9	-	42.1	F					
24.1	25.2	27.0	69.6	25.1	23.7	30.8	25.2	-	31.0	T					
27.3	22.0	22.5	22.3	23.1	21.3	21.8	24.6	-	25.0	M	4				
23.5	20.5	20.5	19.4	18.0	17.0	19.1	18.0	-	24.1	F					
26.0	23.0	23.0	23.0	24.1	21.2	22.4	25.2	-	26.3	T					
25.5	23.1	21.6	27.4	18.0	20.1	23.0	21.3	-	24.5	M	5				
21.5	18.7	13.0	17.7	15.3	15.0	17.1	16.0	-	19.0	F					
25.9	22.7	21.2	25.4	18.0	19.5	23.1	21.2	-	24.2	T					
309.5	117.7	66.7	63.2	70.1	68.4	68.6	64.2	-	231.1	M	T				
47.2	41.0	41.4	01.1	33.7	45.0	47.4	58.5	-	51.4	F					
200.0	112.0	87.0	69.1	77.7	67.6	69.2	66.1	-	217.6	T					
43.00	-	-	34.00	-	-	38.00	37.20	-	45.0	M	1A	641/642		PR. ALIMENTAIRES, BOISSONS, TABAC	
43.30	-	-	32.30	-	-	30.00	37.20	-	36.00	F					
32.0	-	-	26.0	-	-	33.2	13.0	-	45.7	T					
22.5	-	-	-	-	-	-	-	-	23.2	M	1B				
32.4	37.0	39.70	20.4	34.00	31.10	33.3	14.3	-	34.4	F					
35.4	38.0	44.0	27.0	34.0	43.1	43.0	31.0	-	38.0	T	2				
30.4	31.3	32.0	20.4	30.3	36.40	41.7	36.50	-	30.1	M					
30.0	40.7	46.1	20.0	30.1	45.6	46.4	33.5	-	40.0	F					
24.0	23.4	23.4	21.0	23.0	21.1	24.2	24.1	-	24.6	T	3				
27.3	27.1	15.7	20.0	32.3	20.6	22.4	33.0	-	27.5	M					
30.7	26.4	22.2	27.5	28.4	25.4	27.6	30.9	-	29.2	F					
26.1	27.4	24.6	22.2	20.4	27.0	28.6	25.4	-	25.6	T	4				
20.5	22.4	17.7	14.0	19.1	18.5	21.1	18.0	-	20.7	M					
24.4	20.7	23.0	23.0	22.0	27.4	27.5	27.2	-	27.0	F					
16.3	23.0	20.0	13.5	16.0	18.0	17.3	14.3	-	22.2	T	5				
21.0	22.5	22.7	18.7	20.0	20.0	17.3	16.6	-	20.3	M					
56.5	50.0	50.0	42.1	48.3	45.4	52.1	50.1	-	52.0	F					
30.2	20.2	31.0	20.0	20.6	35.2	30.4	30.2	-	33.0	T					
50.1	52.0	55.1	44.0	40.1	48.4	54.2	56.3	-	53.1	M	1A	643			PHARMACIES
-	-	-	-	-	-	-	-	-	44.50	F					
-	-	-	-	-	-	-	-	-	46.40	T					
-	-	-	-	-	-	38.30	-	-	47.20	M	1B				
23.00	-	-	21.2	-	-	-	7.0	-	30.1	F					
31.00	-	-	20.00	-	-	-	-	-	27.3	T					
27.2	23.00	33.30	20.00	18.5	-	20.00	16.2	-	35.2	M	2				
20.1	-	-	33.00	24.00	-	-	-	-	20.2	F					
30.30	20.10	-	-	-	-	-	-	-	46.00	T					
25.2	32.00	-	33.10	47.00	-	30.10	-	-	36.0	M	3				
23.0	30.50	-	15.0	-	-	-	-	-	23.0	F					
25.2	21.3	-	17.2	33.1	-	26.1	-	-	20.1	T					
25.4	20.4	-	23.2	31.4	-	27.7	-	-	20.0	M					
26.70	34.00	18.0	-	24.70	-	22.3	-	-	20.1	F	4				
22.0	15.0	-	22.6	22.7	21.4	22.3	16.2	-	22.0	T					
20.0	20.5	24.4	21.0	24.2	22.0	24.1	17.0	-	27.3	M					
-	10.3	-	-	-	-	-	-	-	16.5	F	5				
10.0	10.0	-	16.1	10.4	5.3	13.4	1.0	-	15.0	T					
10.0	10.3	10.6	14.0	13.5	7.0	15.4	0.0	-	10.5	M					
93.00	51.10	60.70	43.4	60.70	-	50.30	52.00	-	57.2	F					
60.0	53.2	-	41.0	67.7	52.00	43.3	52.30	-	59.3	T					
61.2	50.5	64.00	47.0	71.0	54.00	60.1	54.0	-	62.7	M	1A	644	ART. MEDICAUX, PRODUITS D'ENTRETIEN		
53.00	-	-	-	-	-	-	-	-	60.20	F					
-	-	-	-	-	-	-	-	-	44.00	T					
-	-	-	-	-	-	-	-	-	67.60	M	1B				
33.1	50.00	-	-	-	-	-	-	-	47.4	F					
27.2	-	-	-	-	-	-	-	-	20.0	T					
34.0	51.70	10.2	-	-	20.4	-	-	-	47.2	M	2				
00.1	53.4	30.00	40.50	31.20	42.30	33.00	23.7	-	51.0	F					
15.0	40.20	-	-	-	-	-	-	-	31.0	T					
40.0	55.0	30.00	40.00	51.00	40.70	30.20	24.2	-	40.6	M	3				
21.0	20.0	24.7	24.4	24.30	22.0	21.7	-	-	24.4	F					
30.0	20.2	-	24.1	34.1	20.1	-	-	-	31.0	T					
20.0	23.7	30.0	20.0	32.0	20.0	10.0	-	-	20.5	M	4				
24.0	23.0	20.0	17.0	12.0	20.0	14.3	33.2	-	25.2	F					
40.3	20.0	17.1	18.5	20.0	16.9	12.1	21.0	-	30.1	T					
30.0	23.7	21.1	21.2	27.3	20.0	18.2	33.7	-	33.1	M					
40.4	25.0	-	11.4	-	21.5	-	-	-	31.7	F	5				
13.0	22.2	15.0	12.7	-	-	13.0	-	-	17.0	T					
20.0	23.5	15.1	12.2	-	18.3	16.2	22.0	-	24.3	M					
75.4	01.0	01.20	01.10	-	93.4	71.00	61.7	-	02.7	F	T				
47.0	40.7	54.4	52.3	56.10	31.2	24.2	27.7	-	50.7	T					
60.7	02.0	00.00	02.5	112.40	52.3	00.0	64.4	-	70.2	M					

TAB.E2

GROSS MONTHLY PAY (CORRECTED)  
OF FULL-TIME EMPLOYEES:  
MEAN (M) AND COEFFICIENT OF VARIATION  
(CV) ACCORDING TO ACTIVITY, SEX,  
QUALIFICATION AND REGION

ACTIVITY	NACE	Q U A L I F I C A T I O N	S E X	REGION										
				REGION PARI- STENNE	BASSIN PARISIEN	NORD	EST	QUEST	SUD QUEST	CENTRE EST	MEDI- TERRA- NÉE	(*)	TOTAL	
CLOTHING	645	1A	M	8241#	6631#	.	8599#	6085#	6298#	7235#	4853#	-	7254	
			F	8185#	6707	.	8313#	5962#	6308#	7156#	4742#	-	6405#	
		1B	M	4879	4495#	5142	.	.	5323#	4000#	4027	.	-	4709
			F	4104	.	4330	4017#	.	.	.	3507#	.	-	3801
		2	M	4528	4318#	4918	.	4637#	4032#	3925	3170#	.	-	4459
			F	5519	4066#	3375	3221	2946#	2482#	2817#	3198#	.	-	4198
		3	M	3150	2545	2936	2601	2543#	2303	2797#	.	.	-	2856
			F	4285	3140	3114	2870	2660#	2398	2808	3164#	.	-	3440
		4	M	2708	2384	2532	2545	2245	1892	2008	2401	.	-	2515
			F	2250	1865	2133	2139	1789	1820	1988	1872	.	-	2066
		5	M	2389	2022	2350	2260	1892	1617	1536	2129	.	-	2220
			F	2182	1996	2054	2285	1949	1935	2017	2268	.	-	2081
	T	M	1884	1591	1647	1681	1617	1536	1610	1528	.	-	1667	
		F	1937	1685	1729	1778	1665	1617	1683	1706	.	-	1745	
	FOOTWEAR, LEATHER GOODS	646	1A	M	9455#	7149#	.	7991#	6879#	6339#	6392#	6878#	-	7798
				F	9712#	6940#	.	7191#	6575#	6484#	6418#	6108#	-	7688
			1B	M	5104	4885	.	5656	4217	3897	3990	.	-	4745
				F	3941	4162#	.	.	.	.	.	.	-	3959
			2	M	4617	4696	.	4987#	4258	3748	4023	.	-	4510
				F	2782	3540	3712#	.	2852#	2798	.	.	-	2948
			3	M	2972	2895#	2524#	2904	1820	2200#	3471#	3872#	-	2666
				F	2889	3176	3116#	3035#	1988	2451	3280	3880#	-	2792
			4	M	2660	2186#	.	.	.	.	.	.	-	2339
				F	2472	2108	2450	2088	2204	1808	2248	.	-	2279
5			M	2498	2127	2468	2079	2112	1830	2325	.	-	2288	
			F	2160	1726	.	.	1649	1677	1960#	.	-	1923	
T	M	2129	1806	1588	1778	1594	1686	2072	1651	-	1888			
	F	2133	1793	1613	1783	1600	1685	2059	1689	-	1892			
FURN. FABRICS, HOUSEHOLD TEXTILES	647	1A	M	8421#	.	.	.	.	.	.	.	-	7833#	
			F	7723#	5555#	.	6702#	.	.	.	.	-	4870	
		1B	M	4427	.	.	4699#	.	.	.	.	-	7320	
			F	.	.	.	.	.	.	.	.	-	4494	
		2	M	4270	.	.	4544	.	.	4822#	.	-	3915	
			F	4131	.	.	3383	.	.	.	.	-	4369	
		3	M	3243#	2342#	.	2516#	.	.	.	.	-	3699	
			F	3884	2573	.	3060	.	.	3395#	.	-	2770	
		4	M	2746	2571#	.	2641	.	.	2718	.	-	3380	
			F	2366	1860#	.	1867	.	.	.	.	-	2640	
		5	M	2538	2200	.	2132	.	.	2561	.	-	2023	
			F	2284	2236	1971	2309	.	1952	2223	1863	-	2297	
T	M	1872	1575	1587	1618	1922	1627	1770	1437	-	2224			
	F	2061	1796	1716	1833	1962	1721	2036	1617	-	1728			
HOUSEHOLD FITMENTS, APPLIANCES	648/649	1A	M	1920	.	.	.	.	.	.	.	-	1921	
			F	1462	.	1473	1319	.	.	.	1442	-	1710	
		1B	M	1559	1526#	1461	1380	.	.	.	1456	-	1414	
			F	3235	2938	.	3291	.	2521#	3522#	2286#	-	1481	
		2	M	2010	1773	1703	1838	1987#	1674	1991#	1571	-	3214	
			F	2602	2277	2366#	2430	2411#	1988	2897#	1849	-	1878	
		3	M	8668	7271#	7213#	7321#	6628#	6368#	.	7486#	-	2478	
			F	.	.	.	.	.	.	.	.	-	7557	
		4	M	8185	6904#	6959#	7003#	6562#	6125#	.	7172#	-	4576#	
			F	5239	5361#	4107#	4654#	4416	3755	4808#	4062	-	7222	
		5	M	4383	.	.	.	.	.	4118#	.	-	4811	
			F	5066	5226#	4064	4460	4262	3771	4737#	3998	-	4148	
T	M	4049	3487	2866	3439	2957	3150	3373	3361	-	4687			
	F	3373	3076#	.	.	2528#	.	3312#	2578#	-	3526			
3	M	3892	3373	2849	3387	2876	3146	3360	3263	-	3135			
	F	2961	2623	2641	2725	2283	2184	3012	2402	-	3449			
4	M	2587	2049	2252	2214#	1909	1958#	.	1999	-	2626			
	F	2779	2433	2555	2623	2178	2146	3047	2241	-	2342			
5	M	2493	2122	2023	2158	2014	1948	2211	2195	-	2533			
	F	2112	1724	1628	1726	1731	1623	1888	1814	-	2188			
T	M	2359	2000	1941	2025	1915	1851	2130	2102	-	1836			
	F	1998	1771	1597	1697	1649	1617	1659	1596	-	2081			
T	M	1642	1524	1427	1415	1431	1445	1561	1521	-	1741			
	F	1833	1649	1527	1587	1543	1554	1624	1565	-	1521			
T	M	3275	2824	2532	2728	2582	2328	2781	2678	-	1645			
	F	2382	1995	1854	1865	1865	1752	2342	1922	-	2805			
T	M	2961	2553	2376	2493	2354	2181	2658	2472	-	2078			
	F	.	.	.	.	.	.	.	.	-	2585			

TAB.E2

REMUNERATION MENSUELLE BRUTE CORRIGEE  
DES SALARIES A TEMPS PLEIN:  
MOYENNE (M) ET COEFFICIENT DE  
VARIATION (CV) SELON L ACTIVITE, LE SEXE,  
LA QUALIFICATION ET LA REGION

CV

REGION										SEXE	QUALIFICATION	NAGE	ACTIVITE	
REGION PARISIENNE	BASSIN PARISIEN	NORD	EST	OUEST	SUD OUEST	CENTRE EST	MEDI- TERRA- NEE	(*)	TOTAL					
53.20	31.40		50.10	41.20	42.40	38.40	35.00	-	50.3	M	1A	645	ARTICLES D HABILLEMENT	
53.00	20.0		40.30	40.00	41.20	37.20	33.00	-	40.00	F				
37.2	40.30	25.1		34.10	33.00	41.0		-	50.2	M	1B			
26.3		21.5	33.20			23.70		-	20.0	F				
34.7	42.50	25.5		39.70	33.00	30.2	21.00	-	53.0	M	2			
01.6	52.00	23.5	21.4	30.20	35.00	36.40	32.00	-	03.1	F				
43.5	30.7	20.1	24.6	45.10	20.3	30.00		-	30.7	M	3			
65.7	52.0	27.0	25.4	41.20	30.2	37.0	20.70	-	50.4	F				
24.4	14.0	23.0	10.0	17.5	20.0	26.20	18.1	-	23.1	M	4			
20.0	23.0	22.1	21.3	27.7	24.0	20.3	15.0	-	20.0	F				
27.5	23.0	24.0	21.4	27.1	24.0	20.0	21.4	-	27.2	M	5			
22.1	25.0	21.7	22.0	27.3	23.0	21.6	27.1	-	24.5	F				
24.0	19.0	24.3	22.6	23.7	18.2	23.2	10.6	-	23.0	M	1A	646		CHAUSSURES, MAROQUINERIE
24.0	24.0	25.5	20.0	25.5	22.3	24.7	20.4	-	25.0	F				
20.6	17.2	19.0	32.0	18.0		26.60		-	101.10	M	5			
27.0	16.2	14.0	23.0	20.4	21.7	17.2	17.0	-	21.1	F				
20.3	10.0	15.0	25.5		20.5	19.1	17.6	-	51.6	M	T			
76.6	06.1	71.4	07.00	08.00	02.40	02.4	47.2	-	70.5	F				
46.0	46.4	44.3	55.0	30.4	40.3	40.2	41.0	-	47.0	M				
74.0	09.5	09.2	00.3	04.7	03.2	06.0	52.5	-	70.7	F				
50.70	41.20		20.10	30.00	34.50	37.20	41.10	-	50.2	M	1A			
67.00	40.00		30.70	33.40	47.00	40.10	46.30	-	50.1	F				
30.0	41.2		23.0	23.3	20.0	13.0		-	37.5	M	1B			
32.5	41.00							-	34.0	F				
30.0	41.0		31.20	23.4	20.2	13.4		-	37.0	M	2			
30.0	20.2	42.10		20.00	26.1			-	35.0	F				
32.3	34.30	27.00	23.4	27.0	53.70	20.00	31.00	-	30.0	M	3			
31.0	32.0	43.30	30.50	33.2	43.0	29.0	35.40	-	30.0	F				
21.3	24.00							-	20.0	M	4			
21.4	20.4	26.0	22.2	30.3	15.0	10.0		-	33.2	F				
21.0	27.0	27.3	22.4	31.4	15.5	10.4		-	32.3	M	5			
27.0	21.2			10.0	10.0	24.00		-	20.0	F				
33.4	23.0	22.0	30.3	23.0	20.5	35.7	26.5	-	32.0	M	1A	647	TISSUS D ANEUBLEMENT	
32.0	23.5	22.1	20.0	23.4	20.4	34.7	26.0	-	32.0	F				
23.7	11.0			10.7	20.1			-	23.4	M	5			
33.0	23.5	17.0	10.0	12.3	10.7	37.7	20.0	-	20.0	F				
31.2	23.2	17.3	10.7	13.0	10.3	37.5	20.0	-	27.0	M	T			
04.0	00.1	00.50	50.50	50.1	01.0	00.10	05.00	-	75.0	F				
00.3	50.5	42.0	30.0	35.3	04.2	40.0	00.0	-	00.0	M				
70.3	73.4	73.5	73.4	01.4	00.3	01.3	74.7	-	75.3	F				
27.50								-	49.00	M	1A			
32.00	33.40		45.10					-	51.0	F				
35.4			20.00					-	33.5	M	1B			
34.5			20.7			20.50		-	27.0	F				
30.0			23.4					-	33.1	M	2			
45.00	20.00		20.40					-	30.5	F				
42.4	20.0		20.5			37.00		-	41.7	M	3			
21.0	27.50		16.5			21.0		-	40.3	F				
10.3	25.70		25.3					-	21.0	M	4			
31.0			27.0			24.0		-	25.0	F				
24.0	23.5	12.4	22.3		17.0	35.0	21.1	-	27.0	M	5			
10.0	10.0	10.0	10.0	17.0	17.5	25.0	10.0	-	25.0	F				
25.0	27.1	15.4	27.1	10.5	10.6	35.0	23.2	-	20.0	M	1A	648/640	EQUIPEMENT DU FOYER	
10.1								-	20.0	F				
17.1		12.3	11.0				10.0	-	15.7	M	5			
20.7	30.70	14.3	13.0				10.0	-	10.3	F				
50.0	40.0		54.5		50.40	70.00	40.30	-	00.0	M	T			
40.7	30.0	35.1	42.7	30.00	27.0	54.00	37.4	-	41.4	F				
00.5	53.0	117.30	00.0	71.40	40.0	01.00	40.0	-	00.2	M				
30.3	40.00	42.70	31.70	40.00	35.30		41.20	-	43.1	F	1A			
42.0	47.40	44.00	34.50	47.30	37.10		44.00	-	37.00	M				
30.0	53.70	20.00	35.10	33.5	22.0	52.20	32.0	-	45.1	F	1B			
27.0						31.20		-	43.0	M				
30.0	53.10	20.2	35.0	35.2	21.0	40.00	33.0	-	34.0	F				
45.7	43.3	20.2	30.4	30.7	35.0	43.2	53.0	-	45.1	M	2			
41.1	43.40			30.00		41.00	44.50	-	43.4	F				
45.7	43.0	20.1	30.1	32.1	35.0	42.7	53.7	-	45.1	M	3			
45.1	23.0	25.2	20.1	22.3	31.0	41.2	25.0	-	35.1	F				
35.5	24.7	21.4	34.50	20.2	20.10		21.5	-	42.0	M	4			
42.0	20.5	25.4	31.0	23.3	31.4	54.0	20.0	-	37.0	F				
20.7	23.5	21.0	27.2	22.3	23.1	20.3	30.5	-	26.5	M	5			
24.7	25.0	10.7	25.2	23.4	10.0	23.0	30.4	-	20.0	F				
27.3	25.0	22.1	20.0	23.7	23.7	21.0	32.7	-	27.0	M				
30.5	23.0	17.3	27.2	10.0	20.7	10.0	10.1	-	20.0	F				
10.0	22.3	14.2	13.0	14.0	12.0	10.0	17.0	-	10.2	M				
33.0	24.5	17.2	25.5	10.7	10.4	10.0	10.0	-	26.5	F				
00.5	00.1	50.4	57.0	50.2	51.1	00.2	03.0	-	02.7	M	T			
43.4	52.0	30.5	43.3	43.1	37.5	00.7	50.7	-	40.0	F				
50.5	07.7	57.0	57.0	50.7	50.0	05.0	03.7	-	02.1	M				

TAB.E2

GROSS MONTHLY PAY (CORRECTED)  
OF FULL-TIME EMPLOYEES:  
MEAN (M) AND COEFFICIENT OF VARIATION  
(CV) ACCORDING TO ACTIVITY, SEX,  
QUALIFICATION AND REGION

ACTIVITY	NACE	QUALIFICATION	SEX	REGION											
				REGION	BASSIN	NORD	EST	QUEST	SUD	CENTRE	MEDI-	(*)	TOTAL		
				PARI-SIENNE	PARISIEN				QUEST	EST	TERRA-NEE				
BOOKS, NEWSPRS., STATIONERY, OFFICE SUPPS.	653	1A	M	8405	6939#	.	6343#	.	7368#	8419#	7529#	-	7619		
			F	7138#	.	.	.	.	.	.	.	.	6231#		
		1B	M	8292	6839#	.	5867#	5954#	6945#	8338#	7268#	-	7385		
			F	5930	5069#	.	4472#	4649#	4734	.	.	-	5550		
		2	M	4398	3554	.	.	.	.	.	.	.	-	4158	
			F	5416	4705#	5397#	4371#	4289#	4741#	4587	.	-	5138		
		3	M	4641	4389	2775#	4878#	3038	2664#	3737#	2681#	2681#	-	4388	
			F	4251	2147	.	2579#	2478	3405#	3053#	.	-	4009		
		4	M	4445	3735	2662	3801#	2788	2630#	3662#	2774	.	-	4212	
			F	2695	2367	.	2443	2289	2073	2583	2497#	.	-	2491	
		5	M	2442	1906	.	1924	2118	1901	2281	2041	.	-	2295	
			F	2500	2173	.	2223	2224	1980	2445	2387	.	-	2375	
	T	M	2235	2015	2076	1687	1816	1635	2158	1976	.	-	2093		
		F	2153	1535	1687	1675	1600	1474	1957	1689	.	-	1869		
	T	M	2182	1712	1867	1825	1686	1533	2064	1854	.	-	1956		
		F	2014	1561	1593	1563	1412	1793	1726	.	-	1767			
	T	M	1767	1368	1495	1430	1376	1371	1451	1573	.	-	1537		
		F	1871	1446	1533	1460	1384	1354	1505	1629	.	-	1616		
	T	M	4063	3111	2837#	3233	2911	2787#	3301	2763	.	-	3561		
		F	3041	1715	1687	1738	1798	1656	1960	1868	.	-	2478		
	OTHER RETAIL DISTRIBUTION	654/655	1A	M	3496	2398	2283	2357	2237	2130	2679	2444	-	2878	
				F	9650	6756#	.	8141#	.	6678#	6675#	7858#	-	5256	
			1B	M	8838#	6519	.	7942#	.	5854#	6675#	7801#	-	5487#	
				F	5047	4227	.	4829#	.	4604#	3724#	.	-	4578	
			2	M	4652#	3921	.	.	.	.	.	.	.	-	4026
				F	4962	4172	.	4544#	.	3868#	4551#	3574	-	4461	
3			M	3865	2696	.	3293	2421#	2897#	3040	3154#	-	3188		
			F	2920	2147	.	2832#	2352#	2504#	.	.	-	2690		
4			M	3629	2556	.	3138	2402	2789#	3100#	3074#	-	3054		
			F	3128	2474	2361	2794	2165	2285	2766	2414	-	2649		
5			M	2724	1935	.	2019	2504#	1979#	2549#	2046	-	2260		
			F	2955	2231	2273	2446	2337	2158	2664	2237	-	2478		
T		M	2422	2070	2126	2155	1981	1832	2191	1822	-	2099			
		F	2067	1759	1532	1643	1778	1543	1660	1707	-	1779			
T		M	2241	1935	1894	1964	1902	1708	2014	1788	-	1968			
		F	1880	1582	1737	1667	1632	1530	1877#	1517	-	1683			
T		M	1715	1445	1430	1390	1405	1407	1425	1546	-	1509			
		F	1795	1507	1623	1522	1549	1464	1651	1529	-	1589			
T		M	3518	2740	2497	3182	2192	2515	3009	2591	-	2892			
		F	2337	1936	1719	1850	1955	1802	1992	2069#	-	2021			
VARIOUS NON-FOOD PRODUCTS		656	1A	M	3019	2404	2225	2689	2106	2214	2671	2418	-	2553	
				F	7693	.	.	.	.	.	.	.	-	7482	
			1B	M	7512	.	.	.	.	.	.	.	-	6788#	
				F	4531	4360#	7689#	3727	4072#	.	4588#	.	-	7372	
			2	M	3806	.	.	3567	.	.	4189#	3492	-	4668	
				F	4208	4231#	7644#	3671	3793#	.	4460#	4006#	-	3770	
	3		M	3184	3675#	3541	2777#	2894#	2898#	3035	.	-	4284		
			F	2448	2314	2932	2479#	2575#	2193#	1938	.	-	3202		
	4		M	2742	3122	3168	2617	2720#	2554#	2639	3234#	-	2497		
			F	2482	2320	2389	.	2248	.	2429	.	-	2812		
	5		M	2094	1884	2048	1862#	1701	.	1810	1973	-	2433		
			F	2196	2050	2150	2001#	1878	1888	2190	2085	-	2040		
	T	M	2109	1982	2076	2049	1947	1728	2091	2243	-	2156			
		F	1766	1549	1655	1511	1525	1544	1730	1654	-	2063			
	T	M	1854	1627	1754	1633	1643	1635	1927	1748	-	1678			
		F	1850	1620	1696	1592	1608	1365	1578	1803#	-	1735			
	T	M	1598	1475	1624	1446	1444	1289	1423	1508	-	1522			
		F	1668	1500	1643	1474	1474	1305	1467	1559	-	1574			
	T	M	2924	2778	3025#	2378	2604#	2054	2492	2846#	-	2778			
		F	2024	1655	1930	1653	1670	1551	1700	1804	-	1880			
	RETAIL TRADE	64/653- 656	1A	M	2311	1953	2270	1858	1947	1739	2094	2093	-	2174	
				F	8392	6885	7363	7667	6870	6136	7082	7140	-	7449	
			1B	M	6892#	5556#	5477#	6083#	5506	5240#	5315#	.	-	5936	
				F	8176	6642	7145	7431	6779	5839	6973	6866	-	7224	
			2	M	4984	4904	5615	4577	4365	4088	4955	3990	-	4835	
				F	3981	3955	4257	3797	3818	3561	4005	3497	-	3827	
3			M	4639	4757	5321	4437	4245	3977	4810	3823	-	4594		
			F	3775	3298	3222	3177	3068	3056	3512	3187	-	3415		
4			M	3011	2407	2575	2555	2365	2233	2492	2821	-	2725		
			F	3451	3049	2990	3008	2850	2830	3261	3081	-	3182		
5			M	2731	2555	2404	2555	2431	2250	2634	2411	-	2556		
			F	2145	1947	2072	1925	1836	1796	2099	1978	-	2061		
T		M	2330	2284	2270	2307	2229	2060	2443	2164	-	2295			
		F	2302	2089	2072	2128	2053	1958	2157	2086	-	2142			
T		M	1821	1620	1692	1625	1654	1588	1716	1601	-	1706			
		F	1987	1828	1877	1846	1811	1764	1937	1835	-	1889			
T		M	1823	1664	1695	1657	1698	1706	1717	1583	-	1722			
		F	1567	1451	1493	1469	1490	1429	1528	1400	-	1496			
T		M	1651	1521	1558	1519	1555	1521	1593	1446	-	1567			
		F	3147	2744	2697	2708	2590	2412	2824	2591	-	2816			
T		M	2064	1727	1820	1710	1731	1667	1813	1702	-	1860			
		F	2499	2229	2258	2181	2126	2038	2368	2099	-	2300			

TAB.E2

REMUNERATION MENSUELLE BRUTE CORRIGEE  
DES SALARIES A TEMPS PLEIN:  
MOYENNE (M) ET COEFFICIENT DE  
VARIATION (CV) SELON L ACTIVITE, LE SEXE,  
LA QUALIFICATION ET LA REGION

CV

REGION										SEXE	QUALIFICATION	MACE	ACTIVITE
REGION PARI- SIENNE	BASSIN PARISIEN	NORD	EST	OUEST	SUD OUEST	CENTRE EST	MEDI- TERRA- NEE	(*)	TOTAL				
41.8	45.00	.	20.00	.	30.00	51.10	36.50	-	44.5	M	1A	653	LIVRES, JOURN., PAPIER, ED. BUREAU
45.60	.	.	.	.	.	.	.	.	46.10	F	1B	.	
42.5	44.10	.	32.20	57.20	40.80	50.60	36.20	-	45.4	T	.	.	
45.8	67.00	.	20.70	47.40	.	18.7	.	-	49.7	M	.	.	
33.5	24.0	.	.	.	.	.	.	-	33.0	F	.	.	
45.0	65.00	50.20	20.20	45.10	40.00	20.9	.	-	49.0	F	.	.	
120.0	45.3	24.30	64.10	20.2	31.50	46.30	35.00	-	110.1	M	2	.	
72.0	30.1	.	40.20	21.1	.	49.60	40.60	-	72.0	F	.	.	
100.0	53.3	23.5	71.40	20.6	37.80	47.20	37.3	-	102.5	M	.	.	
22.4	23.7	.	10.4	19.9	19.3	18.5	30.50	-	25.7	F	3	.	
21.5	32.3	.	19.2	23.3	19.4	21.4	14.7	-	24.2	F	.	.	
22.2	20.0	.	22.6	21.5	19.8	20.7	36.6	-	25.2	T	.	.	
25.6	20.6	21.4	23.5	26.2	18.3	24.5	21.7	-	26.3	M	4	.	
19.8	19.7	12.9	24.4	21.2	15.0	27.1	16.4	-	25.4	F	.	.	
22.2	20.3	21.0	26.4	24.6	17.2	26.1	21.3	-	26.4	T	.	.	
26.4	21.3	12.2	26.2	24.0	.	21.0	21.3	-	27.7	M	5	.	
20.8	14.3	10.4	23.4	10.1	11.8	16.2	16.4	-	21.0	F	.	.	
24.6	19.1	11.6	24.5	19.8	11.7	18.9	19.2	-	25.4	T	.	.	
110.2	76.4	70.40	70.6	74.4	62.70	75.4	73.0	-	101.7	M	T	.	
72.0	51.3	25.7	41.4	45.4	38.4	45.8	49.3	-	74.4	F	.	.	
80.7	70.6	60.1	73.6	71.4	78.2	78.0	70.4	-	90.0	T	.	.	
37.5	30.40	.	40.00	.	30.30	47.30	37.60	-	44.9	M	1A	654/655	AUTRES COMMERCES DE DETAIL
43.10	37.0	.	41.10	.	44.10	47.30	39.90	-	46.2	F	.	.	
31.2	33.0	.	40.40	.	.	27.40	24.10	-	35.3	T	.	.	
35.50	21.4	.	.	.	.	.	.	-	35.2	M	.	.	
32.2	31.6	.	50.20	.	34.50	30.40	25.2	-	35.6	F	.	.	
37.9	23.8	.	20.0	33.70	44.10	20.0	37.40	-	30.2	T	2	.	
30.6	15.3	.	37.30	30.00	29.10	.	.	-	35.6	F	.	.	
30.7	24.5	.	32.3	32.8	41.80	31.20	30.20	-	30.3	M	.	.	
30.6	18.8	23.0	30.7	16.4	27.1	12.6	26.3	-	32.7	F	3	.	
21.3	24.5	.	25.4	40.20	29.00	30.70	22.7	-	31.3	M	.	.	
34.2	24.2	23.3	33.5	33.7	28.8	27.4	26.3	-	33.2	F	.	.	
22.8	24.0	22.0	23.4	19.8	25.3	17.3	19.3	-	24.2	T	.	.	
25.1	20.0	16.2	22.8	19.6	14.0	17.4	16.8	-	25.7	M	4	.	
25.2	27.1	26.5	28.6	20.4	23.7	21.4	19.9	-	26.1	F	.	.	
23.5	23.3	24.4	10.1	15.4	17.5	33.00	16.2	-	23.5	T	5	.	
22.4	19.9	22.2	13.0	19.3	14.7	12.8	20.0	-	21.6	M	.	.	
23.5	22.1	25.6	19.4	18.1	16.7	30.8	18.3	-	23.4	F	.	.	
60.1	63.2	67.5	76.9	44.5	70.3	62.9	60.2	-	71.2	T	.	.	
46.2	53.6	39.6	49.2	48.4	42.6	51.5	60.80	-	51.5	M	.	.	
60.3	63.0	65.0	70.8	48.2	66.7	64.5	78.8	-	70.0	F	.	.	
38.8	.	.	.	.	.	.	.	-	40.5	T	1A	656	PRODUITS DIVERS NON ALIMENT.
40.0	.	.	.	.	.	.	.	-	42.20	M	.	.	
20.9	.	.	.	.	.	.	.	-	40.9	F	.	.	
25.4	33.30	32.00	15.0	24.50	.	26.00	.	-	34.6	T	10	.	
20.7	33.30	31.00	16.7	23.40	.	18.80	.	-	25.4	M	.	.	
40.2	30.00	18.0	26.30	37.60	.	24.50	.	-	33.7	F	.	.	
20.3	30.3	14.9	32.00	40.60	21.00	19.0	.	-	36.2	T	2	.	
37.1	43.6	19.4	20.0	43.80	27.30	20.1	40.00	-	31.6	M	.	.	
23.5	23.0	20.4	.	15.8	.	14.9	.	-	30.8	F	3	.	
24.3	15.7	17.0	30.30	18.0	.	19.3	21.8	-	22.5	T	.	.	
25.3	22.2	20.1	27.00	22.3	14.0	21.3	21.8	-	23.0	M	.	.	
23.1	25.7	21.0	15.4	25.0	16.0	17.1	19.5	-	24.8	F	.	.	
10.2	17.6	15.4	18.4	14.7	13.3	10.5	20.7	-	22.2	T	4	.	
22.2	22.7	20.5	22.3	22.6	16.4	20.4	23.0	-	18.6	M	.	.	
20.9	12.8	20.1	24.4	13.6	13.5	10.7	27.00	-	22.0	F	.	.	
10.0	13.0	11.0	14.0	14.8	9.4	14.9	21.5	-	27.3	T	5	.	
23.8	14.1	14.0	17.0	15.2	10.7	17.0	24.0	-	17.5	M	.	.	
57.7	61.7	69.40	30.5	60.70	47.6	48.8	49.10	-	21.7	F	T	.	
30.6	41.0	33.5	34.6	39.4	31.0	33.6	41.9	-	50.7	T	.	.	
53.4	59.0	60.0	40.9	61.6	43.1	40.1	46.0	-	39.0	M	.	.	
44.8	45.0	54.0	42.6	53.2	38.0	46.2	42.1	-	54.6	F	.	.	
50.00	42.00	39.70	37.40	28.7	45.10	.	40.00	-	46.0	T	1A	64/653- 656	COMMERCE DE DETAIL
48.7	45.5	54.0	42.9	52.2	40.7	46.6	44.1	-	48.0	M	.	.	
35.6	46.1	49.3	57.1	36.5	32.2	37.0	31.5	-	44.1	F	.	.	
27.4	40.6	27.3	27.7	29.3	25.0	25.7	20.2	-	47.0	T	1B	.	
35.4	46.2	40.3	54.7	35.0	31.7	37.5	29.5	-	40.0	M	.	.	
71.3	43.3	30.2	32.6	34.0	40.2	42.7	43.5	-	48.0	F	.	.	
55.5	37.4	20.4	34.3	47.1	37.9	43.3	43.0	-	50.0	T	.	.	
60.0	44.7	30.5	34.5	38.7	42.2	45.2	43.0	-	54.0	M	.	.	
30.7	23.3	26.2	24.2	23.6	24.9	27.8	28.2	-	50.0	F	3	.	
20.3	25.2	21.0	20.7	31.4	23.2	46.8	30.9	-	27.7	T	.	.	
31.6	27.5	25.0	20.0	20.6	26.0	35.6	30.3	-	30.2	M	.	.	
20.2	25.9	23.1	23.5	22.0	25.6	23.9	27.7	-	30.9	F	4	.	
25.0	22.3	19.7	18.6	20.9	10.3	22.6	22.0	-	25.6	T	.	.	
20.2	27.7	24.1	25.9	24.1	25.3	26.2	20.3	-	23.4	M	.	.	
20.4	23.4	20.4	23.1	21.0	70.1	10.6	20.7	-	27.2	F	.	.	
10.1	10.1	10.0	13.5	16.7	19.9	17.0	17.0	-	32.1	T	5	.	
24.0	22.0	10.6	18.1	10.0	53.1	10.6	10.6	-	18.3	M	.	.	
60.0	62.4	64.6	61.5	50.0	50.4	50.0	62.7	-	25.4	F	.	.	
40.0	42.2	30.0	30.0	30.1	40.0	40.0	44.0	-	64.0	T	.	.	
67.2	63.0	61.0	61.4	97.1	57.0	50.4	61.0	-	43.5	M	.	.	

TAB.E3

INDEX OF MEAN GROSS  
MONTHLY PAY (CORRECTED)  
OF FULL-TIME EMPLOYEES  
ACCORDING TO ACTIVITY, SEX,  
QUALIFICATION AND REGION

INDICE DE LA REMUNE-  
RATION MENSUELLE BRUTE  
CORRIGEE MOYENNE DES  
SALARIES A TEMPS PLEIN  
SELON L ACTIVITE, LE SEXE,  
LA QUALIFICATION ET LA REGION

(PAY OF ALL FULL-TIME EES.=100)

(REM. DE L EMS. DES SAL. A TEMPS PLEIN=100)

ACTIVITY	NACE	Q U A L I F I C A T I O N	S E X	REGION										
				REGION PARI- SIENNE	BASSIN PARISIEN	NORD	EST	OUEST	SUD OUEST	CENTRE EST	MEDI- TERRA- MEE	(*)	TOTAL	
AGRIC. PRIMARY PROD., LIVE- STOCK, TEXT.	611	1A	M	110.9	111.7	77.9#	84.5#	80.1#	88.4#	79.2#	82.3#	-	100.0	
			F	119.3	109.2	78.4#	88.6#	90.6#	88.2#	78.6#	-	100.0		
			T	115.2	99.9	95.3#	95.5#	86.2	94.8	85.3#	80.2#	-	100.0	
		1B	M	110.7#	-	-	-	-	-	-	-	-	-	100.0
			F	114.1	99.4	97.3#	97.2#	83.5	95.3	83.0#	89.1#	-	100.0	
			T	111.5	95.8	99.7	101.0	114.9	89.0	88.1	78.3	-	100.0	
	2	M	113.4	-	-	-	-	90.7#	-	-	-	-	100.0	
		F	111.0	95.9	100.4	101.7	112.7	89.1	91.4#	80.6	-	100.0		
		T	118.3	100.5	103.3	101.5	94.2	93.8	117.4	86.0	-	100.0		
	3	M	118.2	94.9	106.4	105.0	83.3	90.9	-	86.4	-	100.0		
		F	113.9	99.9	104.4	103.0	92.7	93.8	115.3	85.6	-	100.0		
		T	102.2	102.6	104.2	102.2	104.8	95.2	82.0	85.1	-	100.0		
	4	M	116.4	95.8	94.0	102.9	98.0	97.8	87.7	86.2	-	100.0		
		F	105.4	102.3	102.1	101.0	104.0	96.0	91.6	84.8	-	100.0		
		T	106.0	97.6	100.8	93.8	102.1	103.9	91.6	89.9	-	100.0		
	5	M	110.9	96.4	101.1	102.8	100.0	99.0	99.4	86.8	-	100.0		
		F	106.9	97.3	102.4	94.2	102.8	104.9	91.3	89.2	-	100.0		
		T	131.2	97.0	98.1	95.7	95.7	93.7	92.1	83.6	-	100.0		
	T	M	124.0	92.0	96.2	101.3	90.2	93.9	90.5#	88.6#	-	100.0		
		F	126.2	97.3	99.4	94.6	96.2	95.0	80.9	83.9	-	100.0		
		T	114.3	73.0#	72.1#	83.9#	-	-	104.5#	-	-	100.0		
FUELS, ORES, INDUSTRIAL CHEMICALS	612	1A	M	115.2	72.1#	72.7#	83.2#	-	-	105.2#	-	100.0		
			F	107.4	80.9	102.8	95.1	76.2	-	85.1	-	100.0		
			T	106.2	-	-	-	-	-	-	-	-	100.0	
		1B	M	106.9	80.6	100.5	93.9	77.1	-	86.5	-	100.0		
			F	107.5	88.7	104.7	87.7	79.0	83.3	82.9	76.3#	-	100.0	
			T	102.2	-	-	-	-	-	78.6#	-	-	100.0	
	2	M	106.5	89.8	104.2	88.2	77.6	88.2	83.1	77.2#	-	100.0		
		F	109.0	97.8	97.9	85.1	83.2	93.1	88.3	86.1	-	100.0		
		T	106.3	91.8	91.8	93.8	84.2	78.0	87.4	-	-	100.0		
	3	M	107.5	97.3	97.4	95.4	83.6	90.2	88.4	87.1	-	100.0		
		F	108.4	95.1	94.0	102.9	91.7	89.3	94.4	92.5	-	100.0		
		T	109.9	87.7	90.9	94.6	86.0	89.2	88.9	81.2#	-	100.0		
	4	M	108.2	93.4	95.2	100.2	91.1	89.3	92.5	91.0	-	100.0		
		F	107.6	95.1	97.4	93.3	90.3	93.2	97.2	90.4#	-	100.0		
		T	112.4	90.8	83.1	82.5	85.9	82.8	95.9	78.4	-	100.0		
	5	M	108.4	94.2	95.8	94.1	89.1	91.6	97.1	83.3	-	100.0		
		F	116.5	81.3	85.4	87.2	82.0	81.5	89.4	80.0	-	100.0		
		T	112.4	82.2	92.1	88.1	78.4	85.5	82.3	75.1	-	100.0		
	T	M	114.4	81.9	88.7	87.7	82.0	82.4	89.2	79.7	-	100.0		
		F	133.5	100.8	114.1#	73.4#	111.0#	84.6#	86.0#	93.5#	-	100.0		
		T	129.8	99.7	112.3#	73.0#	110.6#	86.6#	86.0#	100.4#	-	100.0		
TIMBER, BUILDING MATERIALS	613	1A	M	113.7	94.9	108.7	92.2	94.6	94.5	94.6	88.4	-	100.0	
			F	105.8#	-	-	-	83.1	-	-	-	-	100.0	
			T	112.5	94.8	108.4	91.9	93.8	94.8	89.6	88.2	-	100.0	
		1B	M	115.5	100.4	111.4	88.2	96.6	91.4	96.2	92.0	-	100.0	
			F	72.3	84.8#	-	-	86.8#	-	87.5#	-	-	100.0	
			T	116.0	100.1	109.5	89.0	95.8	90.7	96.1	90.7	-	100.0	
	2	M	110.3	101.0	104.2	106.8	95.9	86.9	88.2	93.9	-	100.0		
		F	114.1	97.7	102.7#	97.9	97.1	94.7	82.2	86.7	-	100.0		
		T	110.8	100.6	104.4	104.3	96.2	88.3	97.2	92.2	-	100.0		
	3	M	115.4	99.8	100.3	101.3	93.4	89.1	89.2	94.4	-	100.0		
		F	118.0	96.7	106.0	98.4	92.7	91.6	82.8	92.8	-	100.0		
		T	115.7	98.8	102.1	99.9	93.7	89.4	88.1	94.6	-	100.0		
	4	M	111.7	100.5	97.5	102.1	86.9	91.7	100.0	94.9	-	100.0		
		F	116.6	95.6	99.2	100.2	94.9	97.1	93.3	94.4	-	100.0		
		T	112.1	100.0	97.6	102.6	96.3	92.2	100.2	95.4	-	100.0		
	5	M	121.0	95.3	96.0	102.6	90.9	81.9	97.9	95.6	-	100.0		
		F	121.1	93.1	95.4	98.1	87.6	91.8	97.1	104.0#	-	100.0		
		T	119.9	95.8	96.5	101.8	90.6	91.5	88.7	97.5	-	100.0		
	MACHINERY, EQUIPMENTS, VEHICLES	614	1A	M	119.3	88.7	98.9	86.1#	86.7#	70.0#	91.3#	80.0#	-	100.0
				F	119.9	83.4#	-	-	-	-	-	-	-	100.0
				T	103.9	97.4	96.3	90.0#	84.5#	69.1#	84.8#	79.0	-	100.0
1B			M	106.2	89.1	-	-	-	-	-	-	-	100.0	
			F	104.0	97.0	96.4	90.4	94.6	82.4	87.5#	80.5	-	100.0	
			T	105.1	98.3	99.7	92.5	96.4	85.4	80.5	83.7	-	100.0	
2		M	107.6	98.9	-	-	-	72.1	80.8#	75.8#	-	100.0		
		F	105.2	98.2	100.1	83.5	90.4	85.6	89.3	83.9	-	100.0		
		T	109.9	95.9	80.6	95.7	90.4	83.0	86.3	93.0	-	100.0		
3		M	106.3	88.9	80.6	82.3	82.3	90.6	82.4	82.7	-	100.0		
		F	106.1	95.6	86.4	101.6#	88.4	81.6	82.6	91.7	-	100.0		
		T	114.5	98.3	97.1	88.4	82.2	88.6	88.2	80.7	-	100.0		
4		M	111.7	91.5	86.2	91.5	86.1	88.6	88.2	80.7	-	100.0		
		F	111.5	97.5	94.9	96.7	92.2	88.8	84.7	89.4	-	100.0		
		T	113.2	96.7	89.0	111.5#	86.3	85.5	87.8	91.7	-	100.0		
5		M	107.4	97.4	90.0	94.4	90.3	83.8	81.6	87.8	-	100.0		
		F	110.2	97.1	90.0	105.3	89.1	86.2	89.1	82.5	-	100.0		
		T	120.9	86.1	87.2	91.7	81.8	75.8	84.8	82.9	-	100.0		
T		M	112.1	86.9	78.3	98.9#	81.0	84.3	85.1	87.1	-	100.0		
		F	117.5	87.1	87.3	92.7	82.8	78.6	84.8	85.1	-	100.0		



TAB.E3

INDEX OF MEAN GROSS MONTHLY PAY (CORRECTED) OF FULL-TIME FEMALE EMPLOYEES ACCORDING TO ACTIVITY, QUALIFICATION AND REGION

INDICE DE LA REMUNERATION MENSUELLE BRUTE CORRIGEE MOYENNE DES SALAIRES FEMININS A TEMPS PLEIN SELON L'ACTIVITE, LA QUALIFICATION ET LA REGION

(PAY OF FULL-TIME MALES EES.=100)

(REM. DES SAL. MASC. A TEMPS PLEIN=100)

REGION										SEX	QUALIFICATION	NACE	ACTIVITE
REGION PARI- SIENNE	BASSIN PARISIEN	NORD	EST	OUEST	SUD OUEST	CENTRE EST	MEDI- TERRA- NEE	(*)	TOTAL				
100.0	100.0	100.00	100.00	100.00	100.00	100.00	100.00	-	100.0	M	1A	611	MAT. PREM. AGR., ANIMAUX, TEXTILES
82.40	100.0	100.00	100.00	100.0	100.0	100.00	100.00	-	100.0	F	1B		
100.0	100.0	100.0	100.0	100.0	100.0	100.0	100.0	-	100.0	M	2		
82.0	100.0	100.0	100.0	100.0	100.0	92.30	100.0	-	90.5	F			
100.0	100.0	100.0	100.0	100.0	100.0	100.0	100.0	-	100.0	M	3		
88.5	85.5	83.3	83.7	80.0	87.8	100.0	91.0	-	90.6	F			
100.0	100.0	100.0	100.0	100.0	100.0	100.0	100.0	-	100.0	M	4		
85.5	78.4	75.7	84.4	78.5	86.3	80.0	84.9	-	83.8	F			
100.0	100.0	100.0	100.0	100.0	100.0	100.0	100.0	-	100.0	M	5		
89.7	84.7	86.0	84.0	84.0	81.7	93.0	82.8	-	85.7	F			
100.0	100.0	100.0	100.0	100.0	100.0	100.0	100.0	-	100.0	M	7		
84.8	85.1	87.3	72.7	84.8	68.8	87.50	72.80	-	88.7	F			
100.0	100.00	100.00	100.00	-	-	100.00	-	-	100.0	M	1A	612	COMBUSTIBLES, MINERAIS, PR. CHIMIQUES
100.0	100.0	100.0	100.0	100.0	-	100.0	-	-	100.0	F	1B		
76.8	-	-	-	-	-	-	-	-	77.8	M			
100.0	100.0	100.0	100.0	100.0	100.0	100.0	100.00	-	100.0	M	2		
88.4	-	-	-	-	-	88.20	-	-	83.8	F			
100.0	100.0	100.0	100.0	100.0	100.0	100.0	100.0	-	100.0	M	3		
90.8	87.3	87.2	91.7	94.1	77.9	92.1	-	-	93.0	F			
100.0	100.0	100.0	100.0	100.0	100.0	100.0	100.0	-	100.0	M	4		
93.1	84.7	88.0	84.4	86.2	91.8	86.5	88.80	-	91.8	F			
100.0	100.0	100.0	100.0	100.0	100.0	100.0	100.00	-	100.0	M	5		
91.3	83.5	74.6	86.6	83.1	77.6	88.2	75.8	-	87.4	F			
100.0	100.0	100.0	100.0	100.0	100.0	100.0	100.0	-	100.0	M	7		
88.3	71.5	78.3	71.8	87.6	74.2	65.1	66.4	-	78.8	F			
100.0	100.0	100.00	100.00	100.00	100.00	100.00	100.00	-	100.0	M	1A	613	BOIS, MATERIAUX DE CONSTR.
100.0	100.0	100.0	100.0	100.0	100.0	100.0	100.0	-	100.0	F	10		
87.40	-	-	-	82.5	-	-	-	-	84.8	M			
100.0	100.0	100.0	100.0	100.0	100.0	100.0	100.0	-	100.0	M	2		
98.7	87.80	-	-	83.70	89.20	-	-	-	83.1	F			
100.0	100.0	100.0	100.0	100.0	100.0	100.0	100.0	-	100.0	M	3		
88.8	90.6	92.40	85.8	84.8	102.0	87.8	86.5	-	93.7	F			
100.0	100.0	100.0	100.0	100.0	100.0	100.0	100.0	-	100.0	M	4		
88.0	83.4	91.8	83.6	85.4	88.5	80.5	84.6	-	88.1	F			
100.0	100.0	100.0	100.0	100.0	100.0	100.0	100.0	-	100.0	M	5		
92.8	84.5	98.3	87.1	86.9	93.9	82.8	88.3	-	88.8	F			
100.0	100.0	100.0	100.0	100.0	100.0	100.0	100.0	-	100.0	M	7		
78.5	73.8	75.8	73.1	73.7	78.3	75.7	83.10	-	78.4	F			
100.0	100.0	100.0	100.00	100.00	100.00	100.00	100.00	-	100.0	M	1A	614	MACHINES, VEHICULES
100.0	82.70	-	-	-	-	-	-	-	88.80	F	10		
100.0	100.0	100.0	100.0	100.0	100.0	100.00	100.0	-	100.0	M	2		
88.3	87.8	-	-	85.2	82.50	73.70	79.80	-	87.2	F			
100.0	100.0	100.0	100.0	100.0	100.0	100.0	100.0	-	100.0	M	3		
91.7	87.8	87.8	-	88.2	82.1	81.1	84.3	-	94.8	F			
100.0	100.0	100.0	100.0	100.0	100.0	100.0	100.0	-	100.0	M	4		
85.8	82.8	78.2	81.8	82.2	88.1	81.3	90.5	-	88.8	F			
100.0	100.0	100.0	100.00	100.0	100.0	100.0	100.0	-	100.0	M	5		
87.8	92.3	92.8	77.8	93.7	88.8	95.5	87.8	-	91.6	F			
100.0	100.0	100.0	100.0	100.0	100.0	100.0	100.0	-	100.0	M	7		
83.3	88.8	81.3	73.80	87.8	75.8	88.4	71.7	-	88.2	F			

TAB.E3

INDEX OF MEAN GROSS MONTHLY PAY (CORRECTED) OF FULL-TIME EMPLOYEES ACCORDING TO ACTIVITY, SEX, QUALIFICATION AND REGION

INDICE DE LA REMUNERATION MENSUELLE BRUTE CORRIGEE MOYENNE DES SALARIES A TEMPS PLEIN SELON L'ACTIVITE, LE SEXE, LA QUALIFICATION ET LA REGION

(PAY OF ALL FULL-TIME EES.=100)

(REM. DE L'ENS. DES SAL. A TEMPS PLEIN=100)

ACTIVITY	NACE	Q U A L I F I C A T I O N	S E X	REGION										
				REGION PARI- SIENNE	BASSIN PARISIEN	MORO	EST	QUEST	SUD QUEST	CENTRE EST	MEDI- TERRA- NEE	(*)	TOTAL	
FURNITURE, HSEHD. GOODS, HARDWARE	615	1A	M	112.2	97.1#	101.9#	.	85.5#	.	88.0#	.	.	100.0	
			F	114.3	98.9#	103.2#	88.6#	84.5#	84.4#	87.5#	.	.	100.0#	
		1B	M	108.5	88.4	96.1	79.4	97.6#	85.9#	88.9	80.7	.	.	100.0
			F	103.7	.	.	.	.	.	.	.	.	.	100.0
		2	M	107.8	89.3	93.9	80.6	98.6#	84.7#	90.2	83.8	.	.	100.0
			F	104.4	87.9	90.7	101.5#	99.7#	88.8	106.7	88.2	.	.	100.0
		3	M	112.5	94.1	.	.	.	80.0#	84.0	88.8#	.	.	100.0
			F	105.1	88.5	89.1	100.4#	98.6	87.3	105.6	88.0	.	.	100.0
		4	M	107.6	96.2	110.7	100.1	102.9	86.2	93.5	85.7	.	.	100.0
			F	108.7	87.6	99.1	94.1	86.3	87.0	90.9	80.8	.	.	100.0
		5	M	107.1	94.9	107.3	98.6	99.6	87.1	93.7	84.7	.	.	100.0
			F	112.4	94.9	96.1	88.9	89.9	86.1	92.9	87.1	.	.	100.0
	T	M	110.3	98.1	104.5	92.6	93.1	86.9	95.8	89.2	.	.	100.0	
		F	110.1	94.1	97.5	95.0	99.8	90.7	96.2	100.6	.	.	100.0	
	TEXTILES, CLOTH- ING, FOOTWR. LEATHERWARE	616	1A	M	109.2	79.4#	.	.	.	68.6#	.	84.6#	.	100.0
				F	110.9#	.	.	.	.	.	.	.	.	100.0#
			1B	M	109.7	83.2#	.	.	.	70.9#	.	88.7#	.	100.0
				F	102.9	85.5#	118.7#	84.9	.	94.5#	.	77.5#	.	100.0
			2	M	101.9	84.9#	125.7#	87.9	.	96.1#	.	79.0#	.	100.0
				F	105.2	95.2#	91.2	107.0	103.9#	70.6	90.2#	.	100.0	
			3	M	104.7	90.6	94.8	109.8#	.	.	98.6#	.	100.0	
				F	106.0	115.5#	105.5	94.9#	88.5	84.1	93.3	105.4#	.	100.0
			4	M	103.8	83.5	105.4	82.3	77.5#	75.7	97.2	108.2#	.	100.0
				F	102.7	94.7#	109.3	96.2	89.0	82.8	97.5	94.7#	.	100.0
5			M	110.0	88.0	93.2	96.2	79.9	83.7	85.8	88.4	.	100.0	
			F	113.1	88.7	86.0	95.6	77.4	82.7	88.4	79.5	.	100.0	
T	M	112.2	88.0	95.1	95.0	78.7	82.7	87.8	83.0	.	100.0			
	F	105.4	86.2	100.7	92.8	85.0	82.7	105.3#	89.9	.	100.0			
FOOD, DRINK, TOBACCO	617	1A	M	116.3#	97.0#	93.5#	98.3#	119.1#	83.5#	115.1#	72.9	.	100.0	
			F	.	.	.	.	.	.	.	.	.	100.0	
		1B	M	118.2	95.4#	94.2#	99.0#	119.0#	82.8#	112.5#	73.2	.	100.0	
			F	106.9	102.3	100.4#	83.0#	111.6#	86.5	94.2#	94.8	.	100.0	
		2	M	106.7	102.0	99.0#	83.5#	109.6#	85.5	96.0	95.7	.	100.0	
			F	104.9	114.9	96.0	80.6	96.6	87.5	97.3	89.1	.	100.0	
		3	M	101.4	114.0#	.	.	89.4#	91.2	105.0#	.	100.0		
			F	104.1	114.5	96.3	88.0	96.1	87.6	98.2	90.7	.	100.0	
		4	M	115.2	98.1	99.8	103.8	95.5	83.7	95.4	87.1	.	100.0	
			F	112.8	101.3	85.0#	80.3	87.7	96.1	91.8	96.0	.	100.0	
		5	M	112.9	99.3	96.9	102.2	95.3	86.5	93.9	97.4	.	100.0	
			F	112.5	96.6	98.6	104.2	96.4	81.4	92.1	99.9	.	100.0	
T	M	111.1	99.3	97.5	95.1	94.3	91.5	100.8	96.3	.	100.0			
	F	111.9	97.0	98.3	104.2	96.4	83.1	94.4	89.5	.	100.0			
TOBACCO PRODUCTS	617.6	1A	M	112.8	99.1	94.4	99.2	97.9	90.2	97.3	98.7	.	100.0	
			F	107.4	105.9	96.5	104.7	98.9	93.6	91.2	96.0	.	100.0	
		1B	M	111.7	102.3	96.1	100.6	98.3	90.3	96.5	95.8	.	100.0	
			F	115.5	99.3	94.4	97.8	93.6	88.9	91.6	87.3	.	100.0	
		2	M	118.8	101.6	95.0	92.8	90.6	89.5	96.7	94.0	.	100.0	
			F	116.4	100.3	94.8	87.7	92.9	86.2	83.5	87.1	.	100.0	
		3	M	.	.	.	.	.	.	.	.	.	.	100.0
			F	.	.	.	.	.	.	.	.	.	.	100.0
		4	M	.	.	.	.	.	.	.	.	.	.	100.0
			F	.	.	.	.	.	.	.	.	.	.	100.0
		5	M	.	.	.	.	.	.	.	.	.	.	100.0
			F	.	.	.	.	.	.	.	.	.	.	100.0
T	M	.	.	.	.	.	.	.	.	.	.	100.0		
	F	.	.	.	.	.	.	.	.	.	.	100.0		

TAB.E3

INDEX OF MEAN GROSS MONTHLY PAY (CORRECTED) OF FULL-TIME FEMALE EMPLOYEES ACCORDING TO ACTIVITY, QUALIFICATION AND REGION (PAY OF FULL-TIME MALES EES.=100)

INDICE DE LA REMUNERATION MENSUELLE BRUTE CORRIGEE MOYENNE DES SALAIRES FEMININS A TEMPS PLEIN SELON L'ACTIVITE, LA QUALIFICATION ET LA REGION (REM. DES SAL. MASC. A TEMPS PLEIN=100)

REGION										SEX	QUALIFICATION	NACE	ACTIVITE
REGION PARI- SIENNE	BASSIN PARISIEN	NORD	EST	QUEST	SUD QUEST	CENTRE EST	MEDI- TERRA- NEE	(*)	TOTAL				
100.0	100.00	100.00		100.00		100.00			100.0	M	1A	615	MEUBLES, ART. MENAGERS QUINCAILLERIE
									84.50	F			
100.0	100.0	100.0	100.0	100.00	100.00	100.0	100.0		100.0	M	1B		
75.0									78.5	F			
100.0	100.0	100.0	100.00	100.00	100.0	100.0	100.0		100.0	M	2		
92.7	92.1				77.50	67.7	87.50		88.0	F			
100.0	100.0	100.0	100.0	100.0	100.0	100.0	100.0		100.0	M	3		
92.0	92.0	91.5	95.6	76.3	92.0	88.5	85.0		91.1	F			
100.0	100.0	100.0	100.0	100.0	100.0	100.0	100.0		100.0	M	4		
90.4	84.3	79.0	84.3	85.6	87.0	84.8	86.8		88.5	F			
100.0	100.0	100.0	100.0	100.0	100.0	100.0	100.0		100.0	M	5		
80.2	91.5	85.5	98.0	84.6	97.1	94.1	82.1		90.8	F			
100.0	100.0	100.0	100.0	100.0	100.0	100.0	100.0		100.0	M	T		
84.4	67.0	60.5	65.2	83.8	75.8	62.7	74.0		88.4	F			
100.0	100.00				100.00		100.00		100.0	M	1A	616	TEXTILE, HABILLEMENT, CHAUSSURES
									76.00	F			
100.0	100.00	100.00	100.0		100.00		100.00		100.0	M	1B		
75.1									75.0	F			
100.0	100.00	100.0	100.0	100.00	100.0	100.00			100.0	M	2		
72.2	86.30		73.50			78.30			71.7	F			
100.0	100.00	100.0	100.00	100.0	100.0	100.0	100.00		100.0	M	3		
84.8	82.8	88.5	84.2	75.90	77.9	90.1			86.6	F			
100.0	100.0	100.0	100.0	100.0	100.0	100.0	100.00		100.0	M	4		
89.0	87.2	89.2	88.0	83.9	85.5	89.1	72.6		86.5	F			
100.0	100.0	100.0	100.0	100.0	100.0	100.00	100.0		100.0	M	5		
83.8	96.6	77.3	88.6	89.8	95.1	78.4	91.7		84.8	F			
100.0	100.0	100.00	100.0	100.00	100.0	100.00	100.00		100.0	M	T		
56.6	53.3	46.0	55.4	48.0	57.2	52.6	51.9		55.2	F			
100.00	100.00	100.00	100.00	100.00	100.00	100.00	100.0		100.0	M	1A	617	PRODUITS ALIM., BOISSONS, TABAC
										F			
100.0	100.0	100.00	100.00	100.00	100.0	100.00	100.0		100.0	M	1B		
									82.10	F			
100.0	100.0	100.0	100.0	100.0	100.0	100.0	100.0		100.0	M	2		
78.7	80.00			75.40	84.9		86.00		81.5	F			
100.0	100.0	100.0	100.0	100.0	100.0	100.0	100.0		100.0	M	3		
88.7	91.5	75.40	75.3	81.3	101.6	85.2	87.5		88.6	F			
100.0	100.0	100.0	100.0	100.0	100.0	100.0	100.0		100.0	M	4		
79.7	83.8	79.8	73.6	78.9	90.8	88.4	77.8		80.7	F			
100.0	100.0	100.0	100.0	100.0	100.0	100.0	100.0		100.0	M	5		
88.8	88.7	88.8	88.8	85.7	88.0	79.5	82.6		84.9	F			
100.0	100.0	100.0	100.0	100.0	100.0	100.0	100.0		100.0	M	T		
87.7	67.3	86.2	82.5	63.7	66.2	89.5	63.8		65.8	F			
-	-	-	-	-	-	-	-		-	M	1A	617.8	PRODUITS DU TABAC
										F			
-	-	-	-	-	-	-	-		-	M	1B		
										F			
-	-	-	-	-	-	-	-		-	M	2		
										F			
-	-	-	-	-	-	-	-		-	M	3		
										F			
-	-	-	-	-	-	-	-		-	M	4		
										F			
-	-	-	-	-	-	-	-		-	M	5		
										F			
-	-	-	-	-	-	-	-		-	M	T		
										F			

TAB.E3

INDEX OF MEAN GROSS MONTHLY PAY (CORRECTED) OF FULL-TIME EMPLOYEES ACCORDING TO ACTIVITY, SEX, QUALIFICATION AND REGION

INDICE DE LA REMUNERATION MENSUELLE BRUTE CORRIGEE MOYENNE DES SALARIES A TEMPS PLEIN SELON L ACTIVITE, LE SEXE, LA QUALIFICATION ET LA REGION

(PAY OF ALL FULL-TIME EES.=100)

(REM. DE L EMS. DES SAL. A TEMPS PLEIN=100)

ACTIVITY	NACE	QUALIFICATION	SEX	REGION							(*)	TOTAL					
				REGION PARI-SIENNE	BASSIN PARISIEN	NORD	EST	OUEST	SUD OUEST	CENTRE EST			MEDI-TERRANEE				
PHARMACEUTICAL, MEDICAL GDS., CLEANING MAT.	618	1A	M	123.8	93.9	.	101.2#	80.1#	82.8#	92.3#	80.2#	-	100.0				
			F	126.4	93.4	72.0#	102.5#	81.8#	86.8#	92.8#	78.1#	-	100.0#				
			T	107.5	55.8	58.9	51.6	61.1#	48.2#	57.8#	54.5#	-	100.0				
			2	M	99.5	59.8	64.2	55.3	63.6#	49.5#	62.4#	57.1#	-	100.0			
				F	105.6	89.9#	92.6	90.6	87.5	111.0#	90.8	116.5	87.9	-	100.0		
			3	M	100.8	94.4	96.3	89.3	.	94.4	117.4	89.4	-	100.0			
				F	102.9	85.6	84.8	97.5	92.7	77.5	137.7#	79.2	-	100.0			
			4	M	109.1	88.9	81.7	85.6	88.0	85.0	98.9	85.0	-	100.0			
				F	104.2	87.2	86.2	97.7	93.1	80.2	128.7	82.0	-	100.0			
			5	M	108.8	93.9	85.7	99.9	94.4	86.6	101.6	91.0	-	100.0			
				F	109.7	89.8	84.8	96.7	90.0	90.6	94.2	31.8	-	100.0			
			T	M	108.8	91.5	86.7	98.7	90.4	89.1	99.3	92.8	-	100.0			
				F	114.8	90.1	87.6	97.9	93.3	85.8	94.8	86.0	-	100.0			
			T	M	116.4	92.8	85.1	99.3	98.6	87.3	96.0	91.6	-	100.0			
				F	116.0	90.8	92.2	97.8	97.0	86.3	97.1	94.0	-	100.0			
			PHARMACEUTICAL	618.1	1A	M	113.7	86.9	89.8	85.9	85.9	77.8	102.4	81.0	-	100.0	
						F	130.4#	81.2	89.8	85.9	85.9	83.3	.	.	-	100.0#	
						T	132.2#	.	.	.	.	90.8	.	.	-	100.0#	
						1B	M	120.8	82.3#	.	.	.	.	.	72.4#	-	100.0
							F	116.0#	.	.	.	.	.	.	.	-	100.0
						2	M	119.2	84.7#	.	.	.	.	.	72.1	-	100.0
							F	109.0	95.9#	.	.	.	91.6#	.	.	-	100.0
						3	M	105.5	95.5#	.	.	.	.	.	.	-	100.0
							F	110.0	83.4	.	.	85.9	96.9#	.	76.9	-	100.0
4	M	104.8				87.0	.	.	96.1	.	.	.	-	100.0			
	F	113.0				90.3#	.	96.1	83.4	.	.	.	-	100.0			
5	M	109.1				88.4	.	95.3	90.5	.	.	.	-	100.0			
	F	105.9				90.5	.	97.6	97.1	86.2	105.2#	93.7	-	100.0			
T	M	108.0				89.5	.	94.8	91.8	92.2	88.6	91.4	-	100.0			
	F	107.1				89.4	.	96.7	92.4	90.4	97.1	93.8	-	100.0			
OTHER WHOLESALE DISTRIBUTION	619	1A				M	133.2	77.8	.	.	90.9#	87.7	.	96.6	-	100.0	
						F	127.0	91.5	.	100.0	100.3	98.5	.	90.3	-	100.0	
						T	129.0	89.2	.	97.5	98.7	96.3	103.8	93.7	-	100.0	
						1B	M	112.6	94.0	.	91.1#	89.3	83.3	90.8#	80.2	-	100.0
							F	112.8	88.3	.	95.3	93.2	90.6	91.2	85.7	-	100.0
						2	M	114.0	87.8	.	93.0	90.1	86.1	93.0#	84.7	-	100.0
							F	102.4	.	.	75.0#	71.6#	59.4	74.8#	76.4#	-	100.0#
						3	M	101.6	.	.	.	.	.	.	.	-	100.0
							F	107.2	90.2#	93.7#	83.7#	96.4#	68.0	78.4	134.4#	-	100.0
			4	M	100.2	.	.	.	.	.	.	.	-	100.0			
				F	105.3	94.5#	99.9#	88.6#	98.4#	68.8	81.8	133.3#	-	100.0			
			5	M	105.0	92.3#	107.5#	104.1	85.8	74.7	104.6	87.3	-	100.0			
				F	107.1	.	147.8#	.	80.1	73.2	71.4#	90.6#	-	100.0			
			T	M	104.9	90.8#	113.9#	105.9	86.1	74.5	102.3	86.5	-	100.0			
				F	106.7	97.6	113.4#	92.7	95.4	78.9	82.3	88.9	-	100.0			
			3	M	106.3	90.4#	101.0	84.9	85.1	77.6	85.6	89.5	-	100.0			
				F	105.0	96.4	112.1	90.4	93.2	78.5	91.9	90.8	-	100.0			
			4	M	107.4	94.3	108.0	103.0	90.3	78.0	90.1	93.2	-	100.0			
				F	110.8	98.1	93.9	90.4	83.3	80.4	89.6	92.6	-	100.0			
			5	M	109.0	97.5	100.6	97.5	85.3	79.1	90.3	93.0	-	100.0			
				F	112.0	87.7	91.2	99.5	93.3	85.0	90.6	86.2	-	100.0			
			T	M	106.4	86.9	96.9	89.1	96.8	87.3	93.7	97.5	-	100.0			
				F	108.4	86.4	94.6	93.3	95.4	86.8	92.4	92.2	-	100.0			
			PAPER, BOOKS, STATIONERY, NEWSPAPERS	619.1/2	1A	M	109.1	.	87.7	100.6	80.1	72.1	88.7	89.8	-	100.0	
F	110.1	83.6				100.7	92.6	79.5	83.4	83.7	96.5	-	100.0				
T	107.7	.				92.6	103.5	79.0	76.7	90.2	93.1	-	100.0				
1B	M	114.8				.	.	.	.	.	100.0#	.	-	100.0			
	F	112.4				.	.	.	.	.	103.2#	.	-	100.0#			
2	M	107.1				.	.	.	92.7#	.	91.0#	.	-	100.0			
	F	103.3#				.	.	.	.	.	.	.	-	100.0#			
3	M	106.9				.	.	.	95.2#	.	93.5#	.	-	100.0			
	F	105.1				.	.	114.8#	78.5#	72.4#	86.5	101.0#	-	100.0			
4	M	100.7				.	.	.	.	.	.	.	-	100.0			
	F	103.7				.	.	119.1#	81.6#	70.7#	90.6	100.6#	-	100.0			
5	M	105.5				.	.	.	93.9	.	92.3	.	-	100.0			
	F	106.5				.	.	.	86.4	.	84.4#	.	-	100.0			
T	M	104.2				.	.	92.1	93.4	.	93.8	73.6	-	100.0			
	F	107.0				90.0	127.1#	102.0	85.9	75.1	84.9	87.8	-	100.0			
3	M	109.2				105.7	92.5	94.9	84.9	77.6	87.2	87.0	-	100.0			
	F	107.8				97.6	111.3#	102.6	85.0	76.0	86.0	87.0	-	100.0			
4	M	107.0				.	.	.	85.5	.	89.7	.	-	100.0			
	F	106.9				84.5	.	.	102.0	.	86.9	.	-	100.0			
5	M	107.3				78.9	104.4	.	93.5	82.0	90.0	92.5	-	100.0			
	F	109.8				105.6#	92.8#	99.1#	75.7	72.1#	87.7	89.7#	-	100.0			
T	M	108.1				80.0	92.3#	93.3#	81.6	80.8#	84.7	120.5#	-	100.0			
	F	108.2				98.4#	94.3#	105.3#	75.4	72.4#	90.5	87.9	-	100.0			

TAB.E3

INDEX OF MEAN GROSS MONTHLY PAY (CORRECTED) OF FULL-TIME FEMALE EMPLOYEES ACCORDING TO ACTIVITY, QUALIFICATION AND REGION (PAY OF FULL-TIME MALES EES.=100)

INDICE DE LA REMUNERATION MENSUELLE BRUTE CORRIGEE MOYENNE DES SALAIRES FEMININS A TEMPS PLEIN SELON L ACTIVITE, LA QUALIFICATION ET LA REGION (REM. DES SAL. MASC. A TEMPS PLEIN=100)

REGION										SEXE	QUALIFICATION	RACE	ACTIVITE
REGION PARISIENNE	BASSIN PARISIEN	NORD	EST	OUEST	SUD OUEST	CENTRE EST	MEDI-TERRANEE	(*)	TOTAL				
100.0	100.0		100.00	100.00	100.00	100.00	100.00	-	100.0	M	1A	610	PR. PHARM. MEDICAUX, D'ENTRETIEN
									85.70	F			
44.0	100.0	100.0	100.0	100.00	100.00	100.00	100.00	-	54.3	M	1B		
										F			
100.0	100.0	100.0	100.0		100.0	100.0	100.0	-	100.0	M	2		
84.2	70.10			50.4	90.10	72.00	70.70	-	78.6	M			
										F			
100.0	100.0	100.0	100.0	100.0	100.0	100.00	100.0	-	100.0	M	3		
90.0	80.0	82.5	84.0	81.3	83.0	81.5	82.0	-	85.6	M			
										F			
100.0	100.0	100.0	100.0	100.0	100.0	100.0	100.0	-	100.0	M	4		
80.0	83.5	80.3	84.4	83.3	81.3	81.0	80.1	-	87.3	M			
										F			
100.0	100.0	100.0	100.0	100.0	100.0	100.0	100.0	-	100.0	M	5		
92.6	93.0	79.6	92.6	90.5	92.7	92.4	97.2	-	91.3	M			
										F			
53.5	100.0	100.0	100.0	100.00	100.0	100.0	100.0	-	50.4	M	T		
	81.1	87.0	86.5	80.9	80.7	50.0	87.1	-		M			
										F			
100.00					100.0			-	100.00	M	1A	610.1	PRODUITS PHARM.
										F			
100.0	100.00						100.00	-	100.0	M	1B		
84.00								-	88.40	M			
										F			
100.0	100.00				100.00			-	100.0	M	2		
80.7	71.00							-	71.0	M			
										F			
100.0	100.0		84.1	100.0				-	100.0	M	3		
93.5	80.00			75.2				-	86.7	M			
										F			
100.0	100.0		100.0	100.0	100.0	100.00	100.0	-	100.0	M	4		
87.0	84.4		82.0	80.7	91.2	71.0	83.2	-	85.3	M			
										F			
100.0	100.0		100.0	100.00	100.0		100.0	-	100.0	M	5		
84.4	104.2		102.0	97.7	89.5		92.0	-	88.5	M			
										F			
100.0	100.0		100.00	100.0	100.0	100.00	100.0	-	100.0	M	T		
87.1	82.0		70.1	80.0	72.0	67.3	71.0	-	87.0	M			
										F			
100.0			100.00	100.00	100.0	100.00	100.00	-	100.00	M	1A	610	AUTRES COMMERCE DE GROS
80.00								-	84.4	M			
										F			
100.0	100.00	100.00	100.00	100.00	100.0	100.0	100.00	-	100.0	M	1B		
71.0								-	76.0	M			
										F			
100.0	100.00	100.00	100.0	100.0	100.0	100.0	100.0	-	100.0	M	2		
81.0	110.50			75.0	70.0	54.00	83.40	-	80.4	M			
										F			
100.0	100.0	100.00	100.0	100.0	100.0	100.0	100.0	-	100.0	M	3		
80.3	82.00	70.0	82.1	70.0	80.2	83.1	80.2	-	80.0	M			
										F			
100.0	100.0	100.0	100.0	100.0	100.0	100.0	100.0	-	100.0	M	4		
80.4	80.2	75.4	76.1	70.0	80.3	80.2	80.1	-	86.7	M			
										F			
100.0	100.0	100.0	100.0	100.0	100.0	100.0	100.0	-	100.0	M	5		
80.3	82.2	80.7	83.3	86.4	85.5	86.2	105.2	-	93.0	M			
										F			
100.0		100.0	100.0	100.0	100.0	100.0	100.0	-	100.0	M	T		
55.0	30.0	63.0	51.0	55.0	64.0	52.3	50.5	-	55.4	M			
										F			
100.0						100.00		-	100.0	M	1A	610.1/2	PAPIER, LIVRES, JOURNAUX
									84.50	M			
										F			
100.0				100.00		100.00		-	100.0	M	1B		
71.50								-	74.10	M			
										F			
100.0			100.00	100.00	100.00	100.0	100.00	-	100.0	M	2		
73.7								-	70.0	M			
										F			
100.0				100.0		100.0		-	100.0	M	3		
87.0				80.1		70.50		-	87.0	M			
										F			
100.0	100.0	100.00	100.0	100.0	100.0	100.0	100.0	-	100.0	M	4		
80.0	102.1	83.3	80.0	86.0	89.0	89.3	86.2	-	87.0	M			
										F			
100.0		100.0		100.0		100.0		-	100.0	M	5		
86.0	80.3			103.0		84.3		-	87.1	M			
										F			
100.0	100.00	100.00	100.00	100.0	100.00	100.0	100.00	-	100.0	M	T		
59.4	42.0	55.00	52.00	80.0	63.00	54.3	75.50	-	56.2	M			
										F			

TAB.E3

INDEX OF MEAN GROSS MONTHLY PAY (CORRECTED) OF FULL-TIME EMPLOYEES ACCORDING TO ACTIVITY, SEX, QUALIFICATION AND REGION

INDICE DE LA REMUNERATION MENSUELLE BRUTE CORRIGEE MOYENNE DES SALARIES A TEMPS PLEIN SELON L'ACTIVITE, LE SEXE, LA QUALIFICATION ET LA REGION

(PAY OF ALL FULL-TIME EES.=100)

(REM. DE L'ENS. DES SAL. A TEMPS PLEIN=100)

ACTIVITY	NACE	QUALIFICATION	SEX	REGION										
				REGION PARI-SIENNE	BASSIN PARISIEN	NORD	EST	UEST	SUD OUEST	CENTRE EST	MEDI-TERRA-MEE	(*)	TOTAL	
WHOLESALE TRADE	61	1A	M	118.2	97.0#	93.5	86.4	97.0	79.8	98.1	78.4	-	100.0	
			F	126.3#	85.8#	73.3#	102.9#	73.5#	81.8#	-	-	-	100.0	
		1B	M	118.8	96.3#	93.5	87.3	96.1	79.5	98.1	80.0	-	100.0	
			F	109.2#	90.9	98.5	85.0	92.8	82.5	88.8	84.8	-	100.0	
		2	M	105.7	88.4	96.5#	87.2	83.8	81.1	102.2#	91.0#	-	100.0	
			F	108.5#	91.3	98.0	85.6	92.7	82.3	90.2	85.6	-	100.0	
		3	M	107.2	97.4	98.7	94.0	96.3	84.9	94.8	85.1	-	100.0	
			F	108.9	94.1	92.7	91.8	79.0	85.9	86.5	87.7	-	100.0	
		4	M	107.1	97.1	98.9	94.3	95.0	85.0	94.7	85.5	-	100.0	
			F	111.2	96.4	99.7	99.6	92.8	86.5	96.9	90.8	-	100.0	
		5	M	108.8	91.6	91.9	99.9#	85.6	85.4	90.0	85.2	-	100.0	
			F	109.2	96.4	88.6	100.0	82.1	86.7	95.7	90.1	-	100.0	
	T	M	111.7	97.3	94.8	99.6	95.0	90.6	98.2	94.0	-	100.0		
		F	110.0	99.3	93.3	100.2	95.5	92.1	95.8	92.6	-	100.0		
	FOOD, DRINK, TOBACCO	641/642	1A	M	110.7	98.3	94.9	99.4	85.3	90.8	98.4	93.1	-	100.0
				F	121.4	89.6	91.2	92.7	85.3	81.8	92.2	86.4	-	100.0
			1B	M	116.7	90.1	89.8	93.2	83.3	85.3	90.9	88.1	-	100.0
				F	118.9	90.4	92.4	93.0	85.6	82.1	93.1	87.3	-	100.0
			2	M	114.5#	-	-	100.8#	-	-	80.0#	111.0#	-	100.0
				F	115.6#	-	-	101.3#	-	-	81.1#	112.5#	-	100.0
			3	M	104.5	98.7	116.1#	89.2	84.4#	92.3#	110.2	76.1	-	100.0
				F	99.3	-	-	-	-	-	-	-	-	100.0
			4	M	101.7	98.7	117.0#	92.1	88.3#	94.4#	111.6	78.4	-	100.0
				F	103.2	94.4	98.8	94.5	96.1	94.8	111.5	89.6	-	100.0
5			M	110.6	94.6	92.4	101.7	88.6	85.5#	101.5	105.3#	-	100.0	
			F	103.1	94.6	96.3	96.7	85.8	93.3	111.1	92.5	-	100.0	
DISPENSING CHEMISTS	643	1A	M	108.5	102.2	80.9	97.8	88.6	90.5	101.6	91.4	-	100.0	
			F	103.6	99.3	95.7	93.0	89.0	88.9	97.7	98.6	-	100.0	
		2	M	99.5	104.0	88.8	98.5	103.7	90.7	105.5	92.8	-	100.0	
			F	106.7	97.5	87.8	98.0	98.5	95.7	100.9	95.4	-	100.0	
		3	M	102.3	96.6	107.7	96.5	101.9	96.8	102.1	92.3	-	100.0	
			F	101.6	97.7	104.9	96.0	100.0	97.1	102.8	94.9	-	100.0	
		4	M	102.5	97.0	101.3	98.1	101.9	100.7	102.8	90.2	-	100.0	
			F	102.8	97.9	96.7	99.2	103.5	98.3	105.2	91.1	-	100.0	
		5	M	102.9	98.3	98.4	97.4	103.4	97.1	105.2	89.3	-	100.0	
			F	109.0	96.7	96.6	94.3	94.9	89.5	106.9	90.3	-	100.0	
		T	M	105.9	95.5	99.5	95.1	98.8	94.9	102.5	88.2	-	100.0	
			F	104.4	98.1	100.3	94.7	97.6	92.0	108.9	85.9	-	100.0	
MEDICAL GOODS, COSMETICS, CLEANING, MAT.	644	1A	M	-	-	-	-	-	-	-	-	-	100.0#	
			F	-	-	-	-	-	-	-	-	-	-	100.0#
		1B	M	105.6#	-	-	91.5	-	-	88.4#	-	67.2	-	100.0
			F	116.4#	-	-	91.0#	107.4	-	-	-	-	-	100.0
		2	M	110.0	98.2#	102.4#	91.1	117.7#	-	92.1#	74.9	-	100.0	
			F	115.9	-	-	88.9#	107.4#	-	-	-	-	-	100.0
		3	M	125.4#	82.2#	-	-	-	-	-	-	-	-	100.0#
			F	119.5	96.1#	-	88.9#	110.4#	-	75.5#	-	-	-	100.0
		4	M	109.9	92.6#	-	-	98.7	-	-	-	-	-	100.0
			F	115.1	99.1	-	94.4	83.5	-	99.0	-	-	-	100.0
		5	M	112.4	96.8	-	92.3	89.7	-	101.8	-	-	-	100.0
			F	119.2#	107.5#	93.1	-	92.3#	-	90.0	-	-	-	100.0
T	M	108.8	102.0	-	96.9	102.1	101.0	97.9	87.1	-	-	100.0		
	F	111.5	103.9	101.2	93.4	99.0	96.8	96.8	82.9	-	-	100.0		
MEDICAL GOODS, COSMETICS, CLEANING, MAT.	644	2	M	110.0	97.4	-	105.9	97.4	96.1	100.8	85.3	-	100.0	
			F	108.5	96.1	106.1	107.5	95.5	96.1	103.5	88.3	-	100.0	
		3	M	118.7#	95.7#	84.5#	95.4	105.8#	-	97.5#	76.0#	-	100.0	
			F	121.0	89.3	-	97.0	103.6	83.1#	89.9	85.5#	-	100.0	
		4	M	120.1	89.9	102.8#	99.8	102.3	79.1#	94.1	80.7	-	100.0	
			F	110.1#	-	-	-	-	-	-	-	-	-	100.0#
		5	M	105.4#	-	-	-	-	-	-	-	-	-	100.0#
			F	99.9	135.5#	-	-	-	-	-	-	-	-	100.0
		T	M	102.2	-	-	-	-	-	-	-	-	-	100.0
			F	99.5	138.0#	68.9	-	-	58.4	-	-	-	-	100.0
		3	M	108.3	92.6	89.7#	111.6#	107.2#	96.3#	91.8#	96.2	-	-	100.0
			F	105.1	76.5#	-	-	-	-	-	-	-	-	100.0
4	M	101.1	95.4	83.0#	121.7#	111.9#	94.7#	89.1#	106.7	-	-	100.0		
	F	106.3	92.3	106.4	105.3	107.0#	92.8	82.3	-	-	-	100.0		
5	M	109.1	85.5	-	95.8	101.3	88.3	-	-	-	-	100.0		
	F	107.1	88.8	104.2	103.9	99.7	92.4	89.8	-	-	-	100.0		
T	M	108.8	101.1	97.2	105.8	96.6	91.1	94.4	92.1	-	-	100.0		
	F	117.5	95.3	87.6	88.7	77.3	82.3	85.3	75.3	-	-	100.0		
T	M	113.7	100.5	91.2	98.9	82.0	84.8	90.2	90.1	-	-	100.0		
	F	109.7	91.6	-	94.6	-	94.3	-	-	-	-	100.0		
T	M	108.7	98.0	88.9	97.7	-	-	88.2	-	-	-	100.0		
	F	108.6	95.7	87.0	97.4	-	98.3	92.0	93.9	-	-	100.0		
T	M	115.9	99.1	97.6#	101.8#	-	78.4	77.2#	79.4	-	-	100.0		
	F	116.0	83.3	82.6	89.8	97.7#	82.2	74.2	66.8	-	-	100.0		
T	M	111.3	99.7	89.7#	101.9	93.7#	82.4	77.7	87.0	-	-	100.0		

TAB.E3

INDEX OF MEAN GROSS MONTHLY PAY (CORRECTED) OF FULL-TIME FEMALE EMPLOYEES ACCORDING TO ACTIVITY, QUALIFICATION AND REGION

(PAY OF FULL-TIME MALES EES.=100)

INDICE DE LA REMUNERATION MENSUELLE BRUTE CORRIGEE MOYENNE DES SALAIRES FEMININS A TEMPS PLEIN SELON L'ACTIVITE, LA QUALIFICATION ET LA REGION

(REM. DES SAL. MASC. A TEMPS PLEIN=100)

REGION										SEX	QUALIFICATION	NACE	ACTIVITE
REGION PARISIENNE	BASSIN PARISIEN	NORD	EST	OUEST	SUD-OUEST	CENTRE-EST	MEDI-TERRANEE	(*)	TOTAL				
100.0	100.00	100.0	100.0	100.0	100.0	100.0	100.0	-	100.0	M	1A	61	COMMERCE DE GROS
87.7#	72.7#	64.4#	87.8#	62.2#	84.1#	-	-	-	82.1	F			
100.0#	100.0	100.0	100.0	100.0	100.0	100.0	100.0	-	100.0	M	1B		
76.4	76.7	77.3#	80.9	71.2	77.5	90.8#	84.7#	-	78.9	F			
100.0	100.0	100.0	100.0	100.0	100.0	100.0	100.0	-	100.0	M	2		
87.4	83.1	80.8	84.0	70.6	87.0	78.5	88.6	-	86.0	F			
100.0	100.0	100.0	100.0	100.0	100.0	100.0	100.0	-	100.0	M	3		
88.0	87.3	84.6	82.1#	84.7	80.8	85.4	86.3	-	91.9	F			
100.0	100.0	100.0	100.0	100.0	100.0	100.0	100.0	-	100.0	M	4		
87.2	82.8	81.3	80.7	81.5	88.1	85.0	82.2	-	86.3	F			
100.0	100.0	100.0	100.0	100.0	100.0	100.0	100.0	-	100.0	M	5		
85.0	88.1	84.9	88.8	88.8	87.7	84.2	85.1	-	88.3	F			
100.0	100.0	100.0	100.0	100.0	100.0	100.0	100.0	-	100.0	M	T		
84.0	66.9	65.5	66.9	65.0	68.4	65.6	67.9	-	66.6	F			
100.0#	-	-	100.0#	-	-	100.0#	100.0#	-	100.0	M	1A	641/642	PR. ALIMENTAIRES, BOISSONS, TABAC
-	-	-	-	-	-	-	-	-	83.2#	F			
100.0	100.0	100.0#	100.0	100.0#	100.0#	100.0	100.0	-	100.0	M	1B		
77.9	-	-	-	-	-	-	-	-	81.9	F			
100.0	100.0	100.0	100.0	100.0	100.0	100.0	100.0	-	100.0	M	2		
78.8	78.0	88.8	78.2	78.8	66.0#	67.0	86.5#	-	73.6	F			
100.0	100.0	100.0	100.0	100.0	100.0	100.0	100.0	-	100.0	M	3		
72.8	74.1	90.2	72.5	76.5	74.9	73.3	82.3	-	76.2	F			
100.0	100.0	100.0	100.0	100.0	100.0	100.0	100.0	-	100.0	M	4		
74.4	76.8	85.3	76.4	80.2	78.5	78.5	75.0	-	77.5	F			
100.0	100.0	100.0	100.0	100.0	100.0	100.0	100.0	-	100.0	M	5		
86.8	87.3	82.6	88.4	87.9	84.5	88.5	87.3	-	86.5	F			
100.0	100.0	100.0	100.0	100.0	100.0	100.0	100.0	-	100.0	M	T		
83.4	63.9	66.7	65.3	67.4	68.8	62.0	63.2	-	64.7	F			
-	-	-	-	-	-	-	-	-	100.0#	M	1A	643	PHARMACIES
-	-	-	-	-	-	-	-	-	79.0#	F			
100.0#	-	-	100.0	-	-	-	100.0	-	100.0	M	1B		
102.8#	-	-	92.8#	80.3	-	-	-	-	93.4	F			
100.0	-	-	100.0#	100.0#	-	-	-	-	100.0	M	2		
98.1#	68.7#	-	-	-	-	-	-	-	88.8#	F			
100.0	100.0#	-	84.8	100.0	-	75.8	-	-	100.0	M	3		
88.8	88.5	-	-	69.9	-	-	-	-	82.7	F			
100.0#	100.0#	100.0	-	100.0#	-	100.0	-	-	100.0	M	4		
88.8	71.3	-	83.6	83.2	86.6	81.7	82.2	-	75.2	F			
110.4	100.0	100.0	91.5	111.8	85.7	91.2	91.1	-	100.0	M	5		
97.8	-	-	-	-	-	-	-	-	97.8	F			
100.0#	100.0#	100.0#	100.0	100.0#	-	100.0#	100.0#	-	100.0	M	T		
68.8	62.2	-	67.8	65.3	65.8#	61.5	75.8#	-	66.7	F			
100.0#	-	-	-	-	-	-	-	-	100.0#	M	1A	644	ART. MEDICAUX, PRODUITS D'ENTRETIEN
-	-	-	-	-	-	-	-	-	69.4#	F			
100.0	100.0#	-	-	-	-	-	-	-	100.0	M	1B		
74.8	-	-	-	-	-	-	-	-	73.1	F			
100.0	100.0	100.0#	100.0#	100.0#	100.0#	100.0#	100.0	-	100.0	M	2		
72.8	62.8#	-	-	-	-	-	-	-	75.2	F			
100.0	100.0	100.0	100.0	100.0#	100.0	100.0	-	-	100.0	M	3		
88.2	88.5	-	79.1	82.2	82.6	-	-	-	86.8	F			
100.0	100.0	100.0	100.0	100.0	100.0	100.0	100.0	-	100.0	M	4		
88.8	87.2	83.3	77.5	74.8	83.5	83.5	75.8	-	92.5	F			
100.0	100.0	94.3	100.0	-	100.0	-	-	-	100.0	M	5		
91.7	88.8	-	85.8	-	-	82.6	-	-	92.6	F			
100.0	100.0	100.0#	100.0#	-	100.0	100.0#	100.0	-	100.0	M	T		
85.8	53.3	53.7	58.1	60.8#	68.1	63.2	53.4	-	65.8	F			

TAB.E3

INDEX OF MEAN GROSS  
MONTHLY PAY (CORRECTED)  
OF FULL-TIME EMPLOYEES  
ACCORDING TO ACTIVITY, SEX,  
QUALIFICATION AND REGION

INDICE DE LA REMUNE-  
RATION MENSUELLE BRUTE  
CORRIGEE MOYENNE DES  
SALARIES A TEMPS PLEIN  
SELON L'ACTIVITE, LE SEXE,  
LA QUALIFICATION ET LA REGION

(PAY OF ALL FULL-TIME EES.=100)

(REM. DE L'ENS. DES SAL. A TEMPS PLEIN=100)

ACTIVITY	NACE	Q U A L I F I C A T I O N	S E X	REGION							(*)	TOTAL			
				REGION PARI- SIENNE	BASSIN PARISIEN	NORD	EST	OUEST	SUD OUEST	CENTRE EST			MEDI- TERRA- NEE		
CLOTHING	645	1A	M	113.6#	91.4#	.	118.5#	83.9#	86.8#	99.7#	66.9#	-	100.0		
			F	115.2#	84.4	.	117.0#	83.9#	88.8#	100.7#	66.8#	-	100.0#		
		1B	M	103.6	95.5#	109.2	.	113.0#	84.9#	85.5	.	.	-	100.0	
			F	105.2	.	111.0	.	103.0#	.	89.9#	.	.	-	100.0	
		2	M	101.5	96.8#	110.3	.	104.0#	90.4#	88.0	.	71.1#	-	100.0	
			F	132.8	87.8#	81.2	.	77.5	70.9#	59.7#	67.7#	76.9#	-	100.0	
		3	M	110.3	89.1	102.8	.	91.1	89.0#	80.6	81.8#	.	-	100.0	
			F	124.6	91.3	90.5	.	83.4	77.3#	69.7	81.6#	92.0#	-	100.0	
		4	M	107.7	94.8	100.6	.	101.2	86.3	88.4	103.4#	95.4	-	100.0	
			F	108.9	80.3	103.2	.	103.5	86.6	88.1	96.2	90.6	-	100.0	
	5	M	107.6	91.1	105.9	.	101.8	85.2	90.5	95.6	95.9	-	100.0		
		F	104.9	95.9	88.7	.	108.8	93.7	93.0	86.9	109.0	-	100.0		
	T	M	113.0	95.4	98.8	.	108.8	87.0	92.2	96.8	91.7	-	100.0		
		F	111.0	96.6	99.0	.	101.9	95.4	92.7	86.5	97.8	-	100.0		
	FOOTWEAR, LEATHER GOODS	646	1A	M	121.3#	91.7#	.	102.5#	88.2#	81.3#	82.0#	88.2#	-	100.0	
				F	126.7#	90.5#	.	93.8#	85.7#	84.7#	83.7#	79.7#	-	100.0	
			1B	M	107.6	103.0	.	119.2	88.9	82.1	84.1	.	.	-	100.0
				F	99.5	105.1#	.	.	.	.	.	.	.	-	100.0
			2	M	102.4	104.1	110.6#	.	94.4	83.1	89.2	.	.	-	100.0
				F	94.4	120.1	125.9#	.	90.0#	94.9	.	.	.	-	100.0
			3	M	110.2	107.4#	83.6#	.	107.7	67.5	81.6#	128.7#	143.6#	-	100.0
				F	103.5	113.8	111.6#	.	108.7#	71.2	87.8	117.5	139.4#	-	100.0
			4	M	113.7	93.5#	.	.	.	.	.	.	.	-	100.0
				F	108.5	92.5	107.5	.	91.6	79.3	98.6	.	.	-	100.0
		5	M	109.2	93.0	107.9	.	90.9	92.3	80.0	101.6	.	-	100.0	
F			112.3	89.8	.	.	.	85.7	87.2	101.8#	.	-	100.0		
T		M	112.7	95.6	84.1	.	94.2	84.4	89.3	109.7	87.4	-	100.0		
		F	112.7	94.8	85.2	.	94.2	84.6	89.0	108.8	89.3	-	100.0		
FURN. FABRICS, HOUSEHOLD TEXTILES		647	1A	M	103.4	79.2	.	.	82.4	101.9	.	.	-	100.0	
				F	102.1	92.8	99.3	.	100.1	93.5	94.0	121.2	104.2	-	100.0
			1B	M	102.6	91.5	99.1	.	100.0	91.2	96.1	118.8	104.0	-	100.0
				F	97.5	104.8	111.3#	.	140.2#	93.3	80.7	106.2#	118.1#	-	100.0
			2	M	112.4	91.9	88.8	.	91.8	83.7	88.8	109.2	97.6	-	100.0
				F	108.2	97.8	93.0	.	96.2	87.4	87.2	106.9	97.0	-	100.0
			3	M	107.5#	.	.	.	.	.	.	.	.	-	100.0#
				F	105.5#	75.9#	.	.	91.5#	.	.	.	.	-	100.0
			4	M	98.5	.	.	.	104.6#	.	.	.	.	-	100.0
				F	97.7	.	.	.	104.0	.	.	112.7#	.	-	100.0
		HOUSEHOLD FITMENTS, APPLIANCES	648/649	1A	M	111.7	.	.	104.0	.	.	112.7#	.	-	100.0
	F				117.1#	84.5#	.	90.8#	.	.	.	.	.	-	100.0
	1B			M	114.9	76.1	.	90.5	.	.	100.4#	.	.	-	100.0
				F	104.0	97.4#	.	100.0	.	.	103.0	.	.	-	100.0
	2			M	116.9	91.9#	.	92.3	.	.	.	.	.	-	100.0
				F	110.5	95.8	.	92.8	.	.	111.5	.	.	-	100.0
	3			M	103.2	100.6	88.6	.	103.8	.	87.8	100.0	83.8	-	100.0
				F	108.3	91.2	92.4	.	93.6	111.2	94.2	102.4	83.2	-	100.0
	4			M	107.3	93.5	89.3	.	95.4	102.1	89.6	106.0	84.2	-	100.0
				F	112.3	.	.	.	.	.	.	.	.	-	100.0
	5		M	103.4	.	104.1	.	93.2	.	.	.	101.9	-	100.0	
			F	105.2	103.1#	98.7	.	93.2	.	.	.	98.3	-	100.0	
	T		M	100.6	91.4	.	102.4	.	.	78.4#	109.6#	71.1#	-	100.0	
			F	107.0	94.4	90.7	.	97.9	106.3#	89.2	106.0#	83.6	-	100.0	
	HOUSEHOLD FITMENTS, APPLIANCES		648/649	1A	M	105.0	91.9	95.5#	98.1	97.3#	80.6	120.9#	74.6	-	100.0
F					114.7	86.2#	95.5#	96.9#	87.7#	84.3#	.	99.1#	.	-	100.0
1B				M	113.3	95.6#	96.4#	97.0#	90.9#	84.8#	89.3#	99.3#	89.3#	-	100.0
				F	108.9	111.4#	85.4#	96.7#	81.8	78.1	102.0#	84.4	.	-	100.0
2				M	105.7	.	.	.	.	.	.	99.3#	.	-	100.0
				F	108.1	111.5#	86.7	95.2	90.9	80.5	101.1#	85.3	.	-	100.0
3				M	114.8	98.9	81.3	97.5	83.9	89.3	95.7	95.3	.	-	100.0
				F	107.6	98.1#	.	.	80.7#	.	105.7#	82.2#	.	-	100.0
4				M	112.8	97.8	82.6	98.2	83.4	91.2	97.4	94.6	.	-	100.0
				F	112.8	98.9	100.6	103.8	86.9	83.2	114.7	91.5	.	-	100.0
5			M	110.5	87.5	96.2	94.5#	81.5	83.6#	.	85.4	.	-	100.0	
		F	109.7	86.1	100.8	103.6	86.0	84.7	120.3	88.5	.	-	100.0		
T		M	114.0	97.0	92.5	98.6	92.0	89.0	101.1	100.3	.	-	100.0		
		F	115.0	93.9	88.6	94.0	94.2	88.4	102.8	98.8	.	-	100.0		
HOUSEHOLD FITMENTS, APPLIANCES		648/649	1A	M	113.3	96.1	93.2	97.3	92.0	88.9	102.3	101.0	.	-	100.0
				F	114.8	101.7	91.7	97.5	94.7	92.9	95.3	91.7	.	-	100.0
			1B	M	108.0	100.2	93.9	93.0	94.1	95.1	102.7	100.0	.	-	100.0
				F	111.4	100.3	92.8	96.5	93.8	94.5	98.7	95.1	.	-	100.0
			2	M	116.8	100.7	90.3	97.3	92.1	83.0	99.2	85.5	.	-	100.0
				F	114.7	96.0	89.2	89.8	89.8	84.3	112.7	92.5	.	-	100.0
			3	M	114.6	98.8	91.9	96.5	91.1	84.4	102.8	95.6	.	-	100.0



TAB.E3

INDEX OF MEAN GROSS MONTHLY PAY (CORRECTED) OF FULL-TIME FEMALE EMPLOYEES ACCORDING TO ACTIVITY, QUALIFICATION AND REGION (PAY OF FULL-TIME MALES EES.=100)

INDICE DE LA REMUNERATION MENSUELLE BRUTE CORRIGEE MOYENNE DES SALAIRES FEMININS A TEMPS PLEIN SELON L'ACTIVITE, LA QUALIFICATION ET LA REGION (REM. DES SAL. MASC. A TEMPS PLEIN=100)

REGION										SEXE	QUALIFICATION	NACE	ACTIVITE	
REGION PARISIENNE	BASSIN PARISIEN	NORD	EST	OUEST	SUD OUEST	CENTRE EST	MEDI-TERRANEE	(*)	TOTAL					
100.0	100.0	.	100.0	100.0	100.0	100.0	100.0	-	100.0	M	1A	845	ARTICLES D'HABILLEMENT	
84.1	84.2	84.2	75.0	100.0	100.0	100.0	87.1	-	88.3	F	1B			
57.1	62.0	87.0	88.7	86.3	92.8	99.3	100.0	-	88.7	M	2			
83.1	78.2	84.3	84.0	78.7	81.8	78.4	78.0	-	82.1	M	3			
88.3	78.7	88.2	73.8	83.8	78.4	79.8	67.4	-	88.1	M	4			
88.7	82.4	88.2	88.0	88.3	54.1	88.0	83.5	-	82.1	M	5			
55.8	53.1	58.8	48.8	52.8	58.2	55.4	61.3	-	54.4	M	T			
100.0	100.0	.	100.0	100.0	100.0	100.0	100.0	-	100.0	M	1A	846		CHAUSSURES, MAROQUINERIE
77.2	83.2	.	100.0	100.0	100.0	100.0	.	-	83.4	M	1B			
100.0	81.0	88.0	85.0	88.0	78.0	125.3	88.0	-	91.5	M	2			
83.0	88.4	88.0	105.2	143.0	88.2	83.0	.	-	97.4	M	3			
98.8	104.6	78.0	85.0	88.7	100.0	105.7	78.0	-	98.2	M	4			
98.6	114.8	88.3	88.2	111.0	88.3	123.7	97.0	-	97.8	M	5			
66.3	58.4	45.8	37.7	51.8	63.3	58.1	47.5	-	57.5	M	T			
100.0	.	.	.	.	.	.	.	-	100.0	M	1A	847	TISSUS D'AMEUBLEMENT	
100.0	.	.	100.0	.	.	.	.	-	82.2	F	1A			
78.5	82.0	.	74.4	.	.	.	.	-	74.0	M	2			
88.2	72.4	.	78.7	.	.	100.0	.	-	78.7	M	3			
81.8	78.4	81.8	78.1	91.1	83.3	78.8	77.1	-	77.7	M	4			
78.2	.	104.5	82.4	.	.	.	84.8	-	82.7	M	5			
82.1	88.4	45.8	55.8	81.8	88.4	56.5	88.7	-	58.4	M	T			
100.0	100.0	100.0	100.0	100.0	100.0	100.0	100.0	-	100.0	M	1A	848/848		EQUIPEMENT DU FOYER
83.7	.	.	.	.	.	83.8	.	-	88.2	M	1B			
83.3	88.2	100.0	100.0	85.5	100.0	88.2	78.7	-	88.8	M	2			
87.4	78.1	85.3	81.2	83.8	88.7	.	83.2	-	88.2	M	3			
84.7	81.3	88.4	88.0	88.0	83.3	85.4	82.6	-	83.8	M	4			
82.2	88.1	88.4	83.4	88.8	88.4	84.1	85.3	-	87.4	M	5			
72.7	78.8	73.2	88.4	72.2	75.2	84.2	71.8	-	74.1	M	T			

TAB.E3

INDEX OF MEAN GROSS MONTHLY PAY (CORRECTED) OF FULL-TIME EMPLOYEES ACCORDING TO ACTIVITY, SEX, QUALIFICATION AND REGION

INDICE DE LA REMUNERATION MENSUELLE BRUTE CORRIGEE MOYENNE DES SALARIES A TEMPS PLEIN SELON L ACTIVITE, LE SEXE, LA QUALIFICATION ET LA REGION

(PAY OF ALL FULL-TIME EES.=100)

(REM. DE L ENS. DES SAL. A TEMPS PLEIN=100)

ACTIVITY	NACE	QUALIFICATION	SEX	REGION							(*)	TOTAL			
				REGION PARI-SIENNE	BASSIN PARISIEN	NORD	EST	OUEST	SUD-OUEST	CENTRE-EST			MEDI-TERRANEE		
BOOKS, NEWSPERS, STATIONERY, OFFICE SUPPS.	653	1A	M	110.3	91.1#		83.2#		96.7#	110.5#	98.8#	-	100.0		
			F	123.8#										100.0#	
		1B	M	112.1	92.5#		80.7#		80.5#	93.9#	112.8#	98.3#	-	100.0	
			F	106.9	91.3#		80.6#		83.8#		85.3			100.0	
		2	M	105.8	91.6#	105.0#	85.1#	83.7#	92.3#	89.3				100.0	
			F	105.4	91.6#	63.2#	113.5#	69.2	60.7#	85.2#	61.1#	61.1#		100.0	
		3	M	105.5	88.7	63.2	92.6#	66.2	62.4#	86.9#	65.9			100.0	
			F	108.2	95.0		98.1	91.9	83.2	103.7	100.2#			100.0	
		4	M	106.4	83.0		83.8	92.3	82.8	99.4	88.9			100.0	
			F	105.3	91.5		93.6	93.7	82.6	103.0	100.5			100.0	
		5	M	106.8	96.3	89.2	98.4	91.5	78.1	103.1	94.4			100.0	
			F	115.2	82.1	80.3	89.6	85.6	78.9	104.8	90.9			100.0	
		T	M	114.6	87.5	95.4	93.3	86.2	78.4	105.5	94.8			100.0	
			F	114.0	88.4	90.2	88.5	79.9		96.4	97.7			100.0	
		OTHER RETAIL DISTRIBUTION	654/655	1A	M	117.3	80.5	76.6	79.1	75.1	71.5	89.9	82.0	-	100.0
					F	128.2	89.8#		108.2#		88.7#	88.7#	104.4#		
		1B		M	122.9#	90.6		110.4#		81.4#	92.8#	108.4#			100.0
				F	110.2	92.3		105.5#			100.6#	81.3#			100.0
		2		M	115.6#	97.4									100.0
				F	111.2	93.5		101.9#		86.7#	102.0#	80.1			100.0
3	M	121.2		84.5		103.2	75.9#	90.8#	95.3	98.9#			100.0		
	F	108.5		79.8		105.3#	87.4#						100.0		
4	M	118.8		83.7		102.8	78.7	91.3#	101.5#	100.7#			100.0		
	F	118.1		93.4	89.1	105.5	81.7	86.6	104.4	91.1			100.0		
5	M	120.5		85.6		89.3	110.8#	87.6#	112.8#	90.6			100.0		
	F	119.2		96.0	91.7	98.7	94.3	87.1	107.5	90.3			100.0		
T	M	115.4		98.6	101.3	102.7	94.4	87.3	104.4	86.8			100.0		
	F	116.2		98.9	86.1	92.4	100.0	86.7	93.3	86.0			100.0		
VARIOUS NON-FOOD PRODUCTS	656	1A		M	113.9	98.3	96.3	99.8	96.7	86.8	102.4	90.9	-	100.0	
				F	111.7	94.0	103.2	99.0	96.9	90.9	111.5#	90.1			100.0
1B		M		113.7	95.8	94.8	92.1	93.1	93.2	94.5	102.5			100.0	
		F		112.3	94.3	101.5	95.2	96.9	91.6	103.3	95.7			100.0	
2		M		121.7	94.7	86.3	110.0	75.8	87.0	104.1	88.6			100.0	
		F		115.6	95.8	85.1	91.5	96.7	89.2	98.6	102.4#			100.0	
3		M	118.3	94.2	87.2	105.4	82.5	86.7	104.6	94.7			100.0		
		F	102.8										100.0#		
4		M	101.9										100.0		
		F	97.1	93.4#	164.7#	79.8	87.2#		98.5#				100.0		
5		M	100.9			94.6				111.1#			100.0		
		F	98.2	98.8#	178.5#	85.7	88.5#		104.1#	93.5#			100.0		
T		M	99.4	114.8#	110.6	86.7#	90.4#	90.5#		94.8			100.0		
		F	98.0	92.7	117.4	99.3#	103.2#	87.8#	77.6				100.0		
RETAIL TRADE		64/653-656	1A	M	97.5	111.0	112.6	93.1	96.7#	90.8#	93.8	115.0#	-	100.0	
				F	102.0	95.4	98.2		92.4		99.8			100.0	
1B			M	102.6	92.4	100.4	91.3#	83.4		88.7	96.7			100.0	
			F	101.9	95.1	99.7	92.8#	87.1	87.6	101.6	96.7			100.0	
2			M	102.2	96.1	100.6	99.3	94.4	83.8	101.3	108.7			100.0	
			F	105.2	92.3	98.6	90.1	90.9	92.0	103.1	98.6			100.0	
3	M		104.0	91.3	98.3	91.5	92.1	91.7	108.1	98.0			100.0		
	F		106.6	93.3	97.8	81.8	92.7	78.7	90.9	103.9#			100.0		
4	M		105.0	96.9	106.7	95.0	94.9	84.7	93.5	99.1			100.0		
	F		106.0	95.3	104.4	93.6	93.7	82.9	93.2	98.0			100.0		
5	M		105.2	100.0	108.9#	85.6	93.7#	73.8	89.7	102.4#			100.0		
	F		107.1	87.6	102.2	87.5	88.4	82.1	90.0	100.8			100.0		
T	M		106.3	89.9	104.4	85.5	89.6	80.0	96.3	96.3			100.0		
	F		112.7	92.4	98.8	102.9	93.6	82.4	95.1	95.9			100.0		
64/653-656	1A		M	116.1#	93.6#	92.3#	102.6#	92.8	88.3#		89.5#			100.0	
			F	113.2	91.9	98.9	102.9	93.8	82.2	86.5	95.0			100.0	
1B	M		103.1	101.4	116.1	94.7	90.3	84.8	102.5	82.5			100.0		
	F		101.4	100.7	108.4	86.7	87.2	90.7	102.0	88.1			100.0		
2	M		101.0	103.5	115.8	86.6	92.4	86.6	104.7	83.2			100.0		
	F		110.5	96.6	94.3	93.0	89.8	89.5	102.8	93.3			100.0		
3	M	110.5	88.3	94.5	93.8	86.8	81.9	91.4	103.5			100.0			
	F	108.4	95.8	94.0	94.5	89.6	88.8	102.5	96.8			100.0			
4	M	106.8	99.9	94.0	99.9	95.1	88.0	103.0	84.3			100.0			
	F	104.1	94.5	100.5	93.4	94.0	87.2	101.8	86.0			100.0			
5	M	101.5	99.5	98.9	100.5	97.1	89.8	106.5	84.3			100.0			
	F	107.5	97.5	96.8	99.4	95.9	91.5	100.7	97.4			100.0			
T	M	106.8	95.0	99.2	95.3	97.0	93.1	100.6	93.9			100.0			
	F	105.2	96.8	88.4	87.7	95.9	93.4	102.5	97.1			100.0			
64/653-656	5	M	95.9	96.6	98.5	96.2	98.6	99.1	99.7	91.8			100.0		
		F	104.7	97.0	99.7	88.2	99.6	95.5	102.1	93.5			100.0		
T	M	105.3	97.1	99.4	96.9	99.2	97.1	101.7	92.3			100.0			
	F	111.7	97.4	95.8	96.2	92.0	85.7	100.3	92.0			100.0			
64/653-656	T	M	110.9	92.8	97.8	91.9	93.0	89.6	97.5	91.5			100.0		
		F	108.6	96.9	98.2	94.8	92.4	88.6	103.0	91.3			100.0		

TAB.E3

INDEX OF MEAN GROSS MONTHLY PAY (CORRECTED) OF FULL-TIME FEMALE EMPLOYEES ACCORDING TO ACTIVITY, QUALIFICATION AND REGION

INDICE DE LA REMUNERATION MENSUELLE BRUTE CORRIGEE MOYENNE DES SALAIRES FEMININS A TEMPS PLEIN SELON L'ACTIVITE, LA QUALIFICATION ET LA REGION

(PAY OF FULL-TIME MALES EES.=100)

(REM. DES SAL. MASC. A TEMPS PLEIN=100)

REGION										SEXE	QUALIFICATION	NACE	ACTIVITE
REGION PARISIENNE	BASSIN PARISIEN	NORD	EST	QUEST	SUD QUEST	CENTRE EST	MEDI-TERRANEE	(*)	TOTAL				
100.0	100.00		100.00		100.00	100.00	100.00	-	100.0	M	1A	853	LIVRES, JOURN., PAPIER, ED. BUREAU
91.00								-	91.00	F			
100.0	100.00		100.00	100.00		100.0		-	100.0	M	1B		
74.2	70.1							-	74.0	F			
100.0	100.0	100.00	100.00	100.0	100.00	100.00	100.00	-	100.0	M	2		
91.0	40.0		51.00	81.6		91.10	113.00	-	91.4	F			
100.0	100.0		100.0	100.0	100.0	100.0	100.00	-	100.0	M	3		
90.0	80.5		78.7	92.5	91.7	88.3	81.7	-	92.2	F			
100.0	100.0	100.0	100.0	100.0	100.0	100.0	100.0	-	100.0	M	4		
98.3	76.2	81.3	80.5	83.5	90.2	90.7	86.0	-	89.3	F			
100.0	100.0	100.0	100.0	100.0		100.0	100.0	-	100.0	M	5		
87.6	87.6	93.0	91.5	97.4	106.0	85.2	91.1	-	87.0	F			
100.0	100.0	100.00	100.0	100.0	100.00	100.0	100.0	-	100.0	M	T		
74.0	55.1	59.5	53.8	61.8	59.4	59.4	71.2	-	69.6	F			
100.0	100.00		100.00		100.00	100.00	100.00	-	100.0	M	1A	854/855	AUTRES COMMERCE DE DETAIL
								-	73.00	F			
100.0	100.0		100.00			100.00	100.00	-	100.0	M	1B		
82.20	82.8							-	87.0	F			
100.0	100.0		100.0	100.00	100.00	100.0	100.00	-	100.0	M	2		
75.6	70.0		86.00	97.10	86.40			-	84.3	F			
100.0	100.0	100.0	100.0	100.0	100.0	100.0	100.0	-	100.0	M	3		
87.1	70.2		72.3	115.70	86.30	92.20	84.8	-	85.3	F			
100.0	100.0	100.0	100.0	100.0	100.0	100.0	100.0	-	100.0	M	4		
85.4	65.0	72.1	76.2	89.7	84.2	75.7	93.7	-	84.7	F			
100.0	100.0	100.0	100.0	100.0	100.0	100.00	100.0	-	100.0	M	5		
91.2	91.3	82.3	83.4	86.1	91.0	75.9	101.0	-	89.6	F			
100.0	100.0	100.0	100.0	100.0	100.0	100.0	100.0	-	100.0	M	T		
68.4	70.7	80.0	58.1	89.2	71.6	68.2	79.90	-	69.0	F			
100.0								-	100.0	M	1A	856	PRODUITS DIVERS NON ALIMENT.
								-	90.70	F			
100.0	100.00	100.00	100.0	100.00		100.00		-	100.0	M	1B		
84.0			85.7			91.10	70.8	-	80.0	F			
100.0	100.00	100.0	100.00	100.00	100.00	100.0		-	100.0	M	2		
76.0	63.0	82.8	89.30	89.00	75.70	63.0		-	78.0	F			
100.0	100.0	100.0		100.0		100.0		-	100.0	M	3		
84.3	81.2	85.0	84.20	75.7		74.5	75.0	-	83.0	F			
100.0	100.0	100.0	100.0	100.0	100.0	100.0	100.0	-	100.0	M	4		
83.7	70.1	79.7	73.0	78.3	89.4	82.8	73.7	-	81.3	F			
100.0	100.0	100.0	100.0	100.0	100.0	100.0	100.00	-	100.0	M	5		
88.4	91.1	95.7	90.0	89.0	94.4	90.2	83.0	-	87.7	F			
100.0	100.0	100.00	100.0	100.00	100.0	100.0	100.00	-	100.0	M	T		
80.2	59.6	83.0	89.5	84.1	75.5	68.2	68.0	-	80.0	F			
100.0	100.0	100.0	100.0	100.0	100.0	100.0	100.0	-	100.0	M	1A	84/853-856	COMMERCE DE DETAIL
82.10	80.70	74.40	79.50	70.0	85.40		74.40	-	70.7	F			
100.0	100.0	100.0	100.0	100.0	100.0	100.0	100.0	-	100.0	M	1B		
79.0	80.0	75.0	83.0	87.5	86.0	80.0	87.7	-	81.2	F			
100.0	100.0	100.0	100.0	100.0	100.0	100.0	100.0	-	100.0	M	2		
79.0	73.0	79.0	80.4	77.1	73.1	71.0	88.5	-	70.0	F			
100.0	100.0	100.0	100.0	100.0	100.0	100.0	100.0	-	100.0	M	3		
78.5	76.2	80.2	75.3	70.0	79.8	79.7	82.0	-	80.0	F			
100.0	100.0	100.0	100.0	100.0	100.0	100.0	100.0	-	100.0	M	4		
70.1	77.5	81.7	76.3	80.0	81.1	70.0	76.7	-	70.0	F			
100.0	100.0	100.0	100.0	100.0	100.0	100.0	100.0	-	100.0	M	5		
86.0	87.2	80.0	80.7	87.0	83.7	89.0	80.4	-	86.0	F			
100.0	100.0	100.0	100.0	100.0	100.0	100.0	100.0	-	100.0	M	T		
65.0	62.0	67.5	63.1	66.0	69.1	84.2	65.7	-	66.1	F			



**Wholesale and retail distribution: annex  
Commerce de gros et de détail: annexe**



## Symbols and abbreviations

### Qualification sub-groups

#### Highly skilled junior personnel

— with specific duties in the wholesale and retail distribution

— other

#### Skilled junior personnel

— with specific duties in the wholesale and retail distribution

— other

## Signes et abréviations

### Sous-groupes de qualification

#### Personnel subalterne très qualifié

— exerçant des tâches spécifiques au commerce de gros et de détail

— autres

#### Personnel subalterne qualifié

— exerçant des tâches spécifiques au commerce de gros et de détail

— autres

## Tables

Distribution of employees according to activity, sex, A1 *qualification sub-group* and type of employment

Mean and coefficient of variation of C1 *gross monthly pay corrected* of full-time employees according to activity, sex and *qualification sub-group*

Index of C2 *mean gross monthly pay corrected*

of full-time employees according to activity, sex and *qualification sub-group*

Mean and coefficient of variation of C3 *gross annual pay* of full-time employees according to activity, sex and *qualification sub-group*

Index of C4 *mean gross annual pay* of full-time employees according to activity, sex and *qualification sub-group*

## Page

330

336

338

340

342

## Tableaux

Distribution des salariés selon l'activité, le sexe, A1 *le sous-groupe de qualification* et le régime de travail

Moyenne et coefficient de variation de C1 *la rémunération mensuelle brute corrigée* des salariés à temps plein selon l'activité, le sexe et *le sous-groupe de qualification*

Indice de C2 *la rémunération mensuelle brute corrigée moyenne* des salariés à temps plein selon l'activité, le sexe et *le sous-groupe de qualification*

Moyenne et coefficient de variation de C3 *la rémunération annuelle brute* des salariés à temps plein selon l'activité, le sexe et *le sous-groupe de qualification*

Indice de C4 *la rémunération annuelle brute moyenne* des salariés à temps plein selon l'activité, le sexe et *le sous-groupe de qualification*

TAB.A1

EMPLOYEES ACCORDING TO ACTIVITY SEX,  
QUALIFICATION AND TYPE OF EMPLOYMENT

(THOUSANDS)

TYPE OF EMPLOYMENT : FULL-TIME

(MILLIERS)

ACTIVITY	NACE	SEX	QUALIFICATION					
			3A	3B	3	4A	4B	4
AGRIC. PRIMARY	611	M	0.3	2.1	2.4	1.5	3.6	5.1
PROD., LIVE-		F	-	0.8	0.8	0.1	2.1	2.2
STOCK, TEXT.		T	0.3	2.9	3.2	1.6	5.7	7.3
FUELS, ORES,	612	M	1.1	8.2	9.2	3.2	12.0	15.2
INDUSTRIAL		F	0.3	3.4	3.7	0.2	7.3	7.5
CHEMICALS		T	1.4	11.6	12.9	3.3	18.3	22.7
TIMBER, BUILDING	613	M	0.9	5.9	6.8	3.5	8.7	12.2
MATERIALS		F	-	1.7	1.7	0.1	4.7	4.7
		T	0.9	7.6	8.5	3.5	13.4	16.9
MACHINERY,	614	M	1.5	12.1	13.5	6.5	18.3	25.8
EQUIPMENTS,		F	-	5.2	5.3	0.4	11.8	12.2
VEHICLES		T	1.5	17.3	18.8	6.9	31.1	38.0
FURNITURE, HSEHD.	615	M	1.3	9.1	10.4	6.6	11.4	18.0
GOODS,		F	0.1	4.8	4.9	0.3	12.4	12.7
HARDWARE		T	1.3	13.9	15.2	6.9	23.8	30.7
TEXTILES, CLOTH-	616	M	0.2	0.9	1.1	0.9	1.4	2.2
ING, FOOTWR.		F	0.0	1.6	1.6	0.2	3.8	4.0
LEATHERWARE		T	0.2	2.5	2.7	1.1	5.1	6.2
FOOD, DRINK,	617	M	1.8	10.9	12.8	7.5	35.0	42.5
TOBACCO		F	-	3.8	3.9	1.2	15.8	16.9
		T	1.8	14.7	16.5	8.7	50.8	59.4
TOBACCO	617.6	M	-	-	-	-	-	-
PRODUCTS		F	-	-	-	-	-	-
		T	-	-	-	-	-	-
PHARMACEUTICAL,	618	M	0.2	1.5	1.7	2.0	3.7	5.8
MEDICAL GDS.,		F	0.1	1.3	1.4	3.6	4.9	8.6
CLEANSING MAT.		T	0.3	2.9	3.1	5.7	8.7	14.3
PHARMACEUTICALS	618.1	M	0.1	0.4	0.4	1.1	2.1	3.2
		F	-	0.4	0.4	3.4	2.7	6.1
		T	0.1	0.7	0.8	4.5	4.8	9.3
OTHER WHOLESALE	619	M	0.2	1.0	1.2	0.9	1.5	2.5
DISTRIBUTION		F	0.0	1.2	1.2	0.3	3.1	3.4
		T	0.2	2.2	2.4	1.3	4.6	5.8
PAPER, BOOKS,	619.1/2	M	0.1	0.3	0.4	0.4	0.4	0.8
STATIONERY,		F	-	0.4	0.4	0.1	0.8	0.9
NEWSPAPERS		T	0.1	0.7	0.8	0.4	1.2	1.7
WHOLESALE TRADE	61	M	7.4	51.6	59.0	32.6	96.6	129.2
		F	0.6	23.9	24.4	6.4	65.8	72.2
		T	8.0	75.4	83.4	38.9	162.4	201.4
FOOD, DRINK,	641/642	M	8.1	5.1	13.3	16.9	15.6	32.5
TOBACCO		F	9.3	3.4	12.8	30.2	14.0	44.3
		T	17.5	8.5	28.0	47.1	29.7	76.8
DISPENSING	643	M	0.1	0.1	0.2	0.1	0.1	0.2
CHEMISTS		F	0.2	0.2	0.4	0.4	0.5	1.0
		T	0.3	0.4	0.7	0.5	0.7	1.2
MEDICAL GOODS,	644	M	0.2	0.2	0.4	0.4	0.7	1.1
COSMETICS,		F	0.4	0.3	0.7	0.7	0.8	1.5
CLEANSING MAT.		T	0.6	0.6	1.1	1.1	1.5	2.8
CLOTHING	645	M	1.1	0.5	1.6	1.6	1.3	3.0
		F	2.0	1.1	3.0	7.2	5.9	13.0
		T	3.1	1.6	4.7	8.8	7.2	16.0
FOOTWEAR,	646	M	0.1	0.0	0.1	0.2	0.2	0.4
LEATHER GOODS		F	0.6	0.2	0.8	2.9	0.4	3.3
		T	0.7	0.2	0.9	3.1	0.6	3.7
FURN. FABRICS,	647	M	0.1	0.1	0.2	0.2	0.4	0.6
HOUSEHOLD		F	0.1	0.1	0.2	0.5	0.5	1.0
TEXTILES		T	0.2	0.3	0.4	0.7	0.8	1.6
HOUSEHOLD	648/649	M	2.1	3.9	6.0	4.0	13.2	17.2
FITMENTS,		F	1.1	1.9	3.0	2.3	5.3	7.6
APPLIANCES		T	3.2	5.9	9.1	6.3	18.5	24.8
BOOKS, NEWSPRS.,	653	M	0.2	0.4	0.6	0.3	1.6	1.9
STATIONERY,		F	0.2	0.7	0.8	1.0	1.9	2.9
OFFICE SUPPS.		T	0.4	1.1	1.5	1.3	3.5	4.8
OTHER RETAIL	654/655	M	0.3	0.8	1.1	0.6	2.8	3.4
DISTRIBUTION		F	0.4	0.5	1.0	1.2	1.3	2.5
		T	0.7	1.3	2.0	1.8	4.1	6.0
VARIOUS NON-FOOD	656	M	1.5	1.7	3.3	2.3	5.1	7.4
PRODUCTS		F	5.4	3.0	8.4	11.1	9.3	20.4
		T	6.9	4.7	11.7	13.3	14.4	27.8
RETAIL TRADE	64/653-	M	13.8	13.0	26.9	26.7	41.1	67.7
	656	F	19.7	11.5	31.2	57.5	39.9	97.4
		T	33.5	24.6	58.1	84.2	81.0	165.2



TAB.A1

SALAIRES SELON L'ACTIVITE, LE SEXE  
LA QUALIFICATION ET LE REGIME DE TRAVAIL

(%)

(%)

QUALIFICATION						S E X E	NACE	ACTIVITE
3A	3B	3	4A	4B	4			
10.0	88.1	100.0	29.6	70.4	100.0	M	611	MAT. PREM. AGR., ANIMAUX,
8.6	98.5	100.0	3.5	96.5	100.0	F		TEXTILES
11.8	91.4	100.0	21.0	78.2	100.0	M	612	COMBUSTIBLES,
7.2	88.2	100.0	20.8	79.2	100.0	F		MINERAIS,
10.5	92.0	100.0	2.2	97.8	100.0	T		PR. CHIMIQUES
13.4	86.5	100.0	14.7	85.3	100.0	M	613	BOIS, MATERIAUX DE CONSTR.
-	100.0	100.0	20.5	71.5	100.0	F		
10.8	89.2	100.0	1.1	98.9	100.0	T		
10.8	89.2	100.0	20.9	79.1	100.0	M	614	MACHINES, VEHICULES
0.0	99.2	100.0	3.2	96.8	100.0	F		
12.4	92.0	100.0	18.1	81.9	100.0	T		
1.1	87.6	100.0	36.5	63.5	100.0	M	615	MEUBLES, ART. MENAGERS
8.6	90.9	100.0	2.0	97.4	100.0	F		QUINCAILLERIE
17.2	91.2	100.0	22.5	77.5	100.0	T		
2.5	82.6	100.0	38.4	61.6	100.0	M	616	TEXTILE, HABILLEMENT, CHAUSSURES
8.2	97.5	100.0	8.0	94.0	100.0	F		
14.0	91.8	100.0	17.0	82.4	100.0	T	617	PRODUITS ALIM., BOISSONS, TABAC
11.1	86.0	100.0	17.7	82.3	100.0	M		
-	98.2	100.0	6.0	93.2	100.0	F	617.6	PRODUITS DU TABAC
-	88.9	100.0	14.6	85.4	100.0	T		
-	-	-	-	-	-	M		
12.2	87.8	100.0	35.2	64.8	100.0	F	618	PR. PHARM., MEDICAUX, D'ENTRETIEN
4.7	95.3	100.0	42.5	57.5	100.0	T		
8.8	91.2	100.0	38.8	60.4	100.0	M	618.1	PRODUITS PHARM.
13.9	86.1	100.0	35.0	65.0	100.0	F		
12.8	88.3	100.0	55.3	44.7	100.0	T		
17.6	87.2	100.0	48.3	51.7	100.0	M	619	AUTRES COMMERCES DE GROS
2.0	82.4	100.0	37.0	62.2	100.0	F		
8.7	98.0	100.0	9.0	90.2	100.0	T		
17.7	90.3	100.0	21.6	78.4	100.0	M	619.1/2	PAPIER, LIVRES, JOURNEAUX
18.2	82.3	100.0	45.3	54.7	100.0	F		
12.5	98.4	100.0	7.0	92.2	100.0	T		
2.4	89.8	100.0	25.6	74.4	100.0	M	61	COMMERCE DE GROS
9.5	87.5	100.0	25.2	74.8	100.0	F		
61.3	97.8	100.0	8.8	91.2	100.0	T		
73.2	90.5	100.0	19.3	80.7	100.0	M	641/642	PR. ALIMENTAIRES, BOISSONS, TABAC
67.2	38.7	100.0	51.9	48.1	100.0	F		
41.4	28.0	100.0	68.3	31.7	100.0	T	643	PHARMACIES
47.3	32.8	100.0	61.4	38.6	100.0	M		
45.2	58.6	100.0	33.1	66.9	100.0	F		
52.4	52.7	100.0	44.4	55.6	100.0	T		
50.0	54.0	100.0	42.3	57.7	100.0	M	644	ART. MEDICAUX, PRODUITS D'ENTRETIEN
51.5	47.8	100.0	38.1	61.9	100.0	F		
68.7	48.1	100.0	47.5	52.5	100.0	T	645	ARTICLES D'HABILLEMENT
64.2	48.5	100.0	43.6	56.4	100.0	M		
65.8	31.3	100.0	55.3	44.7	100.0	F	646	CHAUSSURES, MAROQUINERIE
64.5	35.8	100.0	55.1	44.9	100.0	T		
78.8	34.2	100.0	55.1	44.9	100.0	M	647	TISSUS D'AMEUBLEMENT
78.8	35.5	100.0	57.2	42.8	100.0	F		
32.3	21.1	100.0	87.6	12.4	100.0	T	648/649	EQUIPEMENT DU Foyer
47.4	23.2	100.0	84.1	15.9	100.0	M		
40.2	67.7	100.0	41.2	58.8	100.0	F		
34.5	32.8	100.0	50.0	50.0	100.0	T		
36.9	38.8	100.0	48.6	53.4	100.0	M	653	LIVRES, JOURN., PAPIER, EQ. BUREAU
35.3	65.5	100.0	23.1	76.9	100.0	F		
36.8	83.1	100.0	30.3	69.7	100.0	T	654/655	AUTRES COMMERCES DE DETAIL
18.8	84.7	100.0	25.3	74.7	100.0	M		
26.5	83.2	100.0	16.3	83.7	100.0	F		
43.7	81.1	100.0	33.8	66.2	100.0	T	656	PRODUITS DIVERS NON ALIM.
34.9	73.5	100.0	26.0	73.1	100.0	M		
48.4	73.7	100.0	17.8	82.2	100.0	F		
64.3	56.3	100.0	47.8	52.1	100.0	T		
59.3	65.5	100.0	30.6	69.4	100.0	M	64/653-656	COMMERCE DE DETAIL
51.4	53.8	100.0	30.7	69.3	100.0	F		
83.1	35.7	100.0	54.4	45.6	100.0	T		
57.7	48.7	100.0	48.0	52.0	100.0	M		
	48.6	100.0	39.4	60.6	100.0	F		
	38.9	100.0	59.8	41.0	100.0	T		
	42.3	100.0	58.9	41.1	100.0	M		

TAB.A1

EMPLOYEES ACCORDING TO ACTIVITY SEX,  
QUALIFICATION AND TYPE OF EMPLOYMENT

(THOUSANDS)

TYPE OF EMPLOYMENT :PART-TIME

(MILLIERS)

ACTIVITY	NACE	SEX	QUALIFICATION					
			3A	3B	3	4A	4B	4
AGRIC. PRIMARY	611	M	-	-	-	0.1	0.1	0.2
PROD. LIVE-		F	-	0.0	0.0	-	0.2	0.2
STOCK, TEXT.		T	-	0.1	0.1	0.1	0.3	0.4
FUELS, ORES,	612	M	-	-	0.1	-	0.4	0.4
INDUSTRIAL		F	-	0.1	0.1	-	0.2	0.2
CHEMICALS		T	-	0.1	0.1	-	0.6	0.6
TIMBER, BUILDING	613	M	-	0.0	0.0	-	0.1	0.1
MATERIALS		F	-	0.1	0.1	-	0.2	0.2
		T	-	0.1	0.1	-	0.4	0.4
MACHINERY,	614	M	-	0.1	0.1	0.1	0.2	0.2
EQUIPMENTS,		F	-	0.2	0.2	-	0.5	0.5
VEHICLES		T	-	0.3	0.3	0.1	0.7	0.8
FURNITURE, HSEHD.	615	M	-	0.1	0.1	-	0.1	0.2
GOODS,		F	-	0.2	0.2	-	0.3	0.3
HARDWARE		T	-	0.3	0.3	-	0.5	0.5
TEXTILES, CLOTH-	616	M	-	0.0	0.0	-	0.0	0.1
ING, FOOTWR.		F	-	0.1	0.1	-	0.2	0.2
LEATHERWARE		T	-	0.1	0.2	0.0	0.2	0.3
FOOD, DRINK,	617	M	-	0.3	0.3	0.2	0.6	0.8
TOBACCO		F	-	0.2	0.2	-	1.1	1.2
		T	-	0.5	0.5	0.3	1.7	2.0
TOBACCO	617.6	M	-	-	-	-	-	-
PRODUCTS		F	-	-	-	-	-	-
		T	-	-	-	-	-	-
PHARMACEUTICAL,	618	M	-	0.0	0.0	-	0.0	0.1
MEDICAL GDS.,		F	-	0.1	0.1	0.1	0.2	0.3
CLEANING MAT.		T	-	0.1	0.1	0.1	0.2	0.3
PHARMACEUTICALS	618.1	M	-	-	-	-	-	-
		F	-	-	-	0.1	0.1	0.2
		T	-	-	-	0.1	0.1	0.2
OTHER WHOLESALE	619	M	-	0.0	0.0	0.0	0.1	0.1
DISTRIBUTION		F	-	0.1	0.1	-	0.1	0.1
		T	-	0.1	0.1	-	0.1	0.1
PAPER, BOOKS,	619.1/2	M	-	-	-	0.0	0.2	0.3
STATIONERY,		F	-	-	-	-	0.0	0.0
NEWSPAPERS		T	-	-	-	-	0.0	0.0
WHOLESALE TRADE	61	M	-	0.6	0.6	0.5	1.8	2.2
		F	-	1.1	1.1	0.2	3.0	3.3
		T	-	1.7	1.7	0.7	4.8	5.5
FOOD, DRINK,	641/642	M	0.1	-	-	0.5	0.3	0.9
TOBACCO		F	1.0	0.2	1.2	4.7	1.3	6.0
		T	1.1	0.3	1.4	5.2	1.7	6.9
DISPENSING	643	M	-	-	-	-	0.0	0.0
CHEMISTS		F	-	0.1	0.1	0.0	0.1	0.1
		T	-	0.1	0.1	0.1	0.1	0.2
MEDICAL GOODS,	644	M	-	-	-	-	0.0	0.0
COSMETICS,		F	0.1	-	0.1	0.0	0.1	0.1
CLEANING MAT.		T	0.1	-	0.1	0.0	0.1	0.1
CLOTHING	645	M	0.0	-	0.1	0.1	0.1	0.2
		F	0.1	0.1	0.3	1.4	0.8	2.2
		T	0.2	0.2	0.3	1.4	0.9	2.3
FOOTWEAR,	646	M	-	-	-	-	0.0	0.0
LEATHER GOODS		F	0.1	-	0.1	0.2	0.1	0.3
		T	0.1	-	0.1	0.2	0.1	0.3
FURN. FABRICS,	647	M	-	-	-	-	0.0	0.1
HOUSEHOLD		F	0.2	-	0.2	0.1	0.0	0.1
TEXTILES		T	0.2	-	0.2	0.1	0.1	0.1
HOUSEHOLD	648/649	M	0.1	0.2	0.3	0.1	0.4	0.6
FITMENTS,		F	0.4	0.1	0.5	0.2	0.3	0.6
APPLIANCES		T	0.5	0.3	0.8	0.4	0.8	1.2
BOOKS, NEWSPRS.,	653	M	0.2	-	0.2	-	0.1	0.1
STATIONERY,		F	0.1	0.1	0.1	0.0	0.1	0.2
OFFICE SUPPS.		T	0.2	0.1	0.3	0.1	0.2	0.3
OTHER RETAIL	654/655	M	-	-	0.0	0.0	0.2	0.2
DISTRIBUTION		F	0.6	0.1	0.7	0.3	0.2	0.5
		T	0.7	0.1	0.7	0.3	0.4	0.7
VARIOUS NON-FOOD	656	M	0.2	-	0.2	0.3	0.1	0.4
PRODUCTS		F	1.0	0.1	1.1	3.0	0.6	3.6
		T	1.1	0.2	1.3	3.2	0.7	4.0
RETAIL TRADE	64/653-	M	0.6	0.3	1.0	1.1	1.4	2.6
	656	F	3.6	0.8	4.4	10.0	3.6	13.6
		T	4.2	1.1	5.3	11.1	5.1	16.2

TAB.A1

SALAIRES SELON L'ACTIVITE, LE SEXE  
LA QUALIFICATION ET LE REGIME DE TRAVAIL  
REGIME DE TRAVAIL : TEMPS-PARTIEL

(x)

(x)

QUALIFICATION						S E X E	NACE	ACTIVITE
3A	3B	3	4A	4B	4			
-	100.0	100.0	44.7	55.3	100.0	M	611	MAT. PREM. AGR., ANIMAUX
-	100.0	100.0	27.0	73.0	100.0	F		TEXTILES
-	100.0	100.0	-	95.6	100.0	M	612	COMBUSTIBLES, MINERAIS,
-	100.0	100.0	-	97.4	100.0	F		PR. CHIMIQUES
-	100.0	100.0	-	96.2	100.0	T		BOIS, MATERIAUX DE CONSTR.
-	100.0	100.0	-	91.8	100.0	M	613	
-	100.0	100.0	-	97.1	100.0	F		
-	100.0	100.0	-	95.1	100.0	T		
-	100.0	100.0	23.0	76.4	100.0	M	614	MACHINES, VEHICULES
-	100.0	100.0	-	96.0	100.0	F		
-	100.0	100.0	9.9	90.1	100.0	T		
-	100.0	100.0	-	76.6	100.0	M	615	MEUBLES, ART. MENAGERS
-	100.0	100.0	-	100.0	100.0	F		QUINCAILLERIE
-	100.0	100.0	-	91.6	100.0	T		TEXTILE,
-	100.0	100.0	-	59.3	100.0	M	616	HABILLEMENT, CHAUSSURES
-	94.7	100.0	-	96.2	100.0	F		PRODUITS ALIM., BOISSONS,
-	85.8	100.0	12.7	87.3	100.0	T		TABAC
-	85.8	100.0	21.0	79.0	100.0	M	617	PRODUITS DU TABAC
-	100.0	100.0	-	92.3	100.0	F		
-	87.6	100.0	13.0	87.0	100.0	T	617.6	
-	-	-	-	-	-	M		
-	-	-	-	-	-	F		
-	-	-	-	-	-	T		
-	91.0	100.0	-	69.4	100.0	M	618	PR. PHARM., MEDICAUX,
-	96.5	100.0	32.0	67.2	100.0	F		D'ENTRETIEN
-	94.8	100.0	32.3	67.7	100.0	T		PRODUITS PHARM.
-	-	-	51.1	48.9	100.0	M	618.1	
-	-	-	91.0	49.0	100.0	F		
-	91.0	100.0	23.0	76.4	100.0	T		
-	100.0	100.0	-	94.4	100.0	M	619	AUTRES COMMERCES DE GROS
-	96.0	100.0	13.6	86.4	100.0	F		
-	-	-	-	-	-	T		
-	-	-	-	82.9	100.0	M	619.1/2	PAPIER, LIVRES, JOURNEAUX
-	-	-	-	88.0	100.0	F		
-	-	-	-	79.1	100.0	T		
-	96.2	100.0	20.0	92.8	100.0	M	61	COMMERCE DE GROS
-	99.2	100.0	7.2	92.8	100.0	F		
-	98.1	100.0	12.0	87.2	100.0	T		
-	-	100.0	61.4	38.6	100.0	M	641/642	PR. ALIMENTAIRES, BOISSONS,
71.5	-	100.0	77.9	22.1	100.0	F		TABAC
82.2	17.6	100.0	75.0	24.2	100.0	T		
88.7	19.3	100.0	-	63.8	100.0	M	643	PHARMACIES
-	70.5	100.0	30.0	69.2	100.0	F		
-	88.0	100.0	32.3	67.7	100.0	T		
-	-	-	-	91.0	100.0	M	644	ART. MEDICAUX, PRODUITS D'ENTRETIEN
-	-	100.0	35.4	64.6	100.0	F		ARTICLES D'HABILLEMENT
-	-	100.0	27.5	72.5	100.0	T		
-	-	100.0	44.4	55.6	100.0	M	645	
-	53.1	100.0	82.4	37.6	100.0	F		
-	48.6	100.0	61.2	38.8	100.0	T		
-	-	100.0	-	75.7	100.0	M	646	CHAUSSURES, MAROQUINERIE
-	-	100.0	80.0	20.0	100.0	F		
-	-	100.0	74.3	25.7	100.0	T		
-	-	-	-	88.6	100.0	M	647	TISSUS D'AMEUBLEMENT
-	-	100.0	67.5	32.5	100.0	F		
-	-	100.0	57.6	42.4	100.0	T		
-	50.3	100.0	25.4	74.6	100.0	M	648/649	EQUIPEMENT DU FOYER
-	22.3	100.0	39.5	60.5	100.0	F		
-	34.0	100.0	32.4	67.6	100.0	T		
-	-	100.0	-	87.1	100.0	M	653	LIVRES, JOURN., PAPIER,
-	41.3	100.0	26.2	73.8	100.0	F		EQ. BUREAU
-	22.0	100.0	20.4	79.6	100.0	T	654/655	AUTRES COMMERCES DE DETAIL
-	-	100.0	12.3	87.7	100.0	M		
-	8.4	100.0	64.0	36.0	100.0	F		
-	12.7	100.0	47.1	52.9	100.0	T		
-	-	100.0	66.2	33.8	100.0	M	656	PRODUITS DIVERS NON ALIMENT.
-	10.8	100.0	83.1	16.9	100.0	F		
-	12.0	100.0	81.4	18.6	100.0	T		
-	33.4	100.0	43.7	56.3	100.0	M	64/653-	COMMERCE DE DETAIL
-	18.1	100.0	73.3	26.7	100.0	F	656	
-	20.9	100.0	68.6	31.4	100.0	T		

TAB.A1

EMPLOYEES ACCORDING TO ACTIVITY SEX,  
QUALIFICATION AND TYPE OF EMPLOYMENT

(THOUSANDS)

TYPE OF EMPLOYMENT : ALL TYPES OF EMPLOYMENT

(MILLIERS)

ACTIVITY	NACE	SEX	QUALIFICATION					
			3A	3B	3	4A	4B	4
AGRIC. PRIMARY	611	M	0.3	2.2	2.4	1.6	3.7	5.3
PROD., LIVE-		F	-	0.8	0.8	0.1	2.3	2.4
STOCK, TEXT.		T	0.3	3.0	3.3	1.7	6.0	7.7
FUELS, ORES,	612	M	1.1	8.2	9.3	3.2	12.4	15.6
INDUSTRIAL		F	0.3	3.5	3.8	0.2	7.5	7.7
CHEMICALS		T	1.4	11.7	13.1	3.3	19.9	23.3
TIMBER, BUILDING	613	M	0.9	6.0	6.9	3.5	8.9	12.4
MATERIALS		F	-	1.8	1.8	0.1	4.9	5.0
		T	0.9	7.7	8.7	3.6	13.8	17.4
MACHINERY,	614	M	1.5	12.1	13.6	6.5	19.5	26.0
EQUIPMENTS,		F	-	5.4	5.5	0.4	12.3	12.7
VEHICLES		T	1.5	17.5	19.0	6.9	31.8	38.7
FURNITURE, HSEHD.	615	M	1.3	9.1	10.4	6.6	11.6	18.2
GOODS,		F	0.1	5.0	5.1	0.3	12.7	13.0
HARDWARE		T	1.3	14.2	15.5	7.0	24.3	31.2
TEXTILES, CLOTH-	616	M	0.2	0.9	1.1	0.9	1.4	2.3
ING, FOOTWR.,		F	0.0	1.7	1.8	0.2	4.0	4.2
LEATHERWARE		T	0.2	2.6	2.8	1.1	5.4	6.5
FOOD, DRINK,	617	M	1.8	11.2	12.9	7.7	35.6	43.3
TOBACCO		F	-	4.0	4.1	1.2	16.9	18.1
		T	1.8	15.2	17.0	8.9	52.5	61.4
TOBACCO	617.6	M	-	-	-	-	-	-
PRODUCTS		F	-	-	-	-	-	-
		T	-	-	-	-	-	-
PHARMACEUTICAL,	618	M	0.2	1.5	1.8	2.1	3.8	5.8
MEDICAL GDS.,		F	0.1	1.4	1.5	3.7	5.1	8.8
CLEANING MAT.		T	0.3	2.9	3.2	5.8	8.9	14.7
PHARMACEUTICALS	618.1	M	0.1	0.4	0.4	1.1	2.1	3.2
		F	-	0.4	0.4	3.4	2.8	6.2
		T	0.1	0.7	0.8	4.6	4.9	9.5
OTHER WHOLESALE	619	M	0.2	1.0	1.3	1.0	1.6	2.8
DISTRIBUTION		F	0.0	1.3	1.3	0.3	3.2	3.5
		T	0.2	2.3	2.5	1.3	4.8	6.1
PAPER, BOOKS,	619.1/2	M	0.2	0.4	0.4	0.4	0.5	0.8
STATIONERY,		F	0.1	0.4	0.4	0.1	0.8	0.9
NEWSPAPERS		T	-	0.7	0.8	0.4	1.3	1.7
WHOLESALE TRADE	61	M	7.4	52.3	59.7	33.0	98.5	131.5
		F	0.6	24.9	25.5	6.6	68.9	75.5
		T	8.0	77.2	85.2	39.7	167.4	207.0
FOOD, DRINK,	641/642	M	8.3	5.2	13.4	17.4	16.1	33.5
TOBACCO		F	10.3	3.8	13.9	34.9	15.4	50.3
		T	18.6	8.8	27.4	52.4	31.4	83.8
DISPENSING	643	M	0.1	0.1	0.2	0.1	0.2	0.3
CHEMISTS		F	0.2	0.3	0.5	0.5	0.6	1.1
		T	0.3	0.4	0.8	0.6	0.8	1.4
MEDICAL GOODS,	644	M	0.2	0.2	0.4	0.4	0.7	1.1
COSMETICS,		F	0.5	0.4	0.8	0.8	0.9	1.6
CLEANING MAT.		T	0.7	0.6	1.3	1.2	1.6	2.7
CLOTHING	645	M	1.1	0.5	1.7	1.7	1.4	3.1
		F	2.1	1.2	3.3	8.5	6.7	15.2
		T	3.2	1.8	5.0	10.3	8.1	18.4
FOOTWEAR,	646	M	0.1	0.0	0.1	0.2	0.2	0.5
LEATHER GOODS		F	0.7	0.2	0.9	3.1	0.5	3.6
		T	0.8	0.2	1.0	3.4	0.7	4.1
FURN. FABRICS,	647	M	0.1	0.1	0.2	0.3	0.4	0.7
HOUSEHOLD		F	0.3	0.1	0.4	0.5	0.5	1.1
TEXTILES		T	0.4	0.3	0.7	0.8	0.9	1.7
HOUSEHOLD	648/649	M	2.2	4.1	6.3	4.1	13.7	17.8
FITMENTS,		F	1.5	2.0	3.5	2.5	5.6	8.2
APPLIANCES		T	3.7	6.1	9.8	6.6	19.3	26.0
BOOKS, NEWSPRS.,	653	M	0.4	0.4	0.8	0.3	1.7	2.0
STATIONERY,		F	0.2	0.7	1.0	1.0	2.0	3.1
OFFICE SUPPS.		T	0.6	1.2	1.8	1.3	3.7	5.1
OTHER RETAIL	654/655	M	0.3	0.8	1.1	0.6	3.0	3.7
DISTRIBUTION		F	1.1	0.6	1.7	1.5	1.5	3.0
		T	1.4	1.4	2.8	2.2	4.5	6.7
VARIOUS NON-FOOD	656	M	1.7	1.8	3.4	2.5	5.3	7.8
PRODUCTS		F	6.4	3.1	9.5	14.1	9.9	24.0
		T	8.1	4.9	13.0	16.6	15.2	31.8
RETAIL TRADE	64/653-	M	14.5	13.4	27.8	27.8	42.6	70.4
	656	F	23.3	12.3	35.6	67.5	43.6	111.1
		T	37.8	25.7	63.5	85.3	86.2	181.6

TAB.A1

SALAIRES SELON L'ACTIVITE, LE SEXE  
LA QUALIFICATION ET LE REGIME DE TRAVAIL

(x)

REGIME DE TRAVAIL : ENS. DES REGIMES DE TRAVAIL

(x)

QUALIFICATION						S E X E	NACE	ACTIVITE
3A	3B	3	4A	4B	4			
10.8	89.2	100.0	30.3	69.7	100.0	M	611	MAT. PREM. AGR.,
	88.6	100.0	3.7	96.3	100.0	F		ANIMAX
8.4	91.6	100.0	22.1	77.9	100.0	T		TEXTILES
11.8	88.2	100.0	20.4	79.6	100.0	M	612	COMBUSTIBLES,
7.0	93.0	100.0	2.2	97.8	100.0	F		MINERAIS,
10.4	89.6	100.0	14.4	85.6	100.0	T		PR. CHIMIQUES
13.3	86.7	100.0	20.3	71.7	100.0	M	613	BOIS, MATERIAUX
-	100.0	100.0	1.2	98.8	100.0	F		DE CONSTR.
10.8	89.4	100.0	20.5	79.5	100.0	T		
10.7	89.3	100.0	25.1	74.9	100.0	M	614	MACHINES,
	89.2	100.0	3.2	96.8	100.0	F		VEHICULES
7.0	92.1	100.0	17.0	82.1	100.0	T		
12.3	87.7	100.0	36.4	63.6	100.0	M	615	MEUBLES,
1.1	90.9	100.0	2.5	97.5	100.0	F		ART. MENAGERS
8.6	91.4	100.0	22.3	77.7	100.0	T		QUINCAILLERIE
10.9	83.1	100.0	38.4	61.6	100.0	M	616	TEXTILE,
2.7	97.3	100.0	5.9	94.1	100.0	F		HABILLEMENT,
0.1	91.0	100.0	17.4	82.6	100.0	T		CHAUSSURES
13.7	86.3	100.0	17.0	82.2	100.0	M	617	PRODUITS ALIM.,
10.8	88.3	100.0	0.0	93.1	100.0	F		BOISSONS,
	89.2	100.0	14.6	85.4	100.0	T		TABAC
-	-	-	-	-	-	M	617.6	PRODUITS DU
-	-	-	-	-	-	F		TABAC
12.1	87.9	100.0	35.1	64.9	100.0	M	618	PR. PHARM.,
4.7	95.3	100.0	42.2	57.8	100.0	F		MEDICAUX,
0.7	91.3	100.0	39.4	60.6	100.0	T		D'ENTRETIEN
13.9	86.1	100.0	35.1	64.9	100.0	M	618.1	PRODUITS
	88.9	100.0	55.2	44.8	100.0	F		PHARM.
12.7	87.3	100.0	40.3	51.7	100.0	T		
17.2	82.0	100.0	37.1	62.9	100.0	M	619	AUTRES COMMERCE
1.0	98.1	100.0	0.6	99.4	100.0	F		DE GROS
0.5	99.9	100.0	21.2	78.8	100.0	T		
17.3	82.7	100.0	44.6	55.4	100.0	M	619.1/2	PAPIER, LIVRES,
	88.4	100.0	7.0	92.2	100.0	F		JOURNEAUX
0.9	98.1	100.0	25.2	74.8	100.0	T		
12.4	87.6	100.0	25.1	74.9	100.0	M	61	COMMERCE DE GROS
2.3	97.7	100.0	0.8	91.2	100.0	F		
0.4	98.0	100.0	10.2	89.8	100.0	T		
61.5	38.5	100.0	52.1	47.9	100.0	M	641/642	PR. ALIMENTAIRES,
73.9	26.1	100.0	69.4	30.6	100.0	F		BOISSONS,
67.6	32.2	100.0	62.5	37.5	100.0	T		TABAC
41.9	58.1	100.0	33.8	66.4	100.0	M	643	PHARMACIES
44.4	55.0	100.0	42.9	57.1	100.0	F		
43.6	56.4	100.0	41.1	58.9	100.0	T		
53.0	47.0	100.0	37.0	63.0	100.0	M	644	ART. MEDICAUX,
55.5	44.5	100.0	46.7	53.3	100.0	F		PRODUITS
54.7	45.3	100.0	42.7	57.3	100.0	T		D'ENTRETIEN
60.7	31.3	100.0	54.8	45.2	100.0	M	645	ARTICLES
62.6	37.2	100.0	50.1	43.9	100.0	F		D'HABILLEMENT
64.7	35.3	100.0	55.9	44.1	100.0	T		
67.6	32.4	100.0	54.8	45.2	100.0	M	646	CHAUSSURES,
70.7	20.3	100.0	66.0	13.1	100.0	F		MAROQUINERIE
70.0	22.0	100.0	63.3	16.7	100.0	T		
34.7	65.3	100.0	41.0	59.0	100.0	M	647	TISSUS
70.7	20.3	100.0	51.6	46.4	100.0	F		D'AMENAGEMENT
50.8	41.4	100.0	47.6	52.4	100.0	T		
34.8	68.2	100.0	23.2	76.8	100.0	M	648/649	EQUIPEMENT DU
42.6	57.4	100.0	31.0	69.0	100.0	F		FOYER
37.6	62.4	100.0	25.0	74.4	100.0	T		
40.2	50.8	100.0	16.1	83.9	100.0	M	653	LIVRES, JOURN.,
24.2	75.8	100.0	33.4	66.6	100.0	F		PAPIER,
35.5	64.5	100.0	26.5	73.5	100.0	T		EQ. BUREAU
26.2	73.0	100.0	17.4	82.6	100.0	M	654/655	AUTRES COMMERCE
64.1	35.0	100.0	50.6	49.4	100.0	F		DE DETAIL
40.7	51.3	100.0	32.4	67.6	100.0	T		
40.3	51.7	100.0	32.5	67.5	100.0	M	656	PRODUITS DIVERS
67.2	32.0	100.0	56.7	41.3	100.0	F		NON ALIMENT.
62.2	37.0	100.0	52.2	47.8	100.0	T		
52.0	48.0	100.0	39.5	60.5	100.0	M	64/653-	COMMERCE DE
65.4	34.0	100.0	60.0	39.2	100.0	F	656	DETAIL
50.5	40.0	100.0	52.5	47.5	100.0	T		

TAB.C1

GROSS MONTHLY PAY (CORRECTED) OF  
 FULL-TIME EMPLOYEES :  
 MEAN (M) AND COEFFICIENT OF VARIATION  
 (CV) ACCORDING TO ACTIVITY,SEX  
 AND QUALIFICATION

ACTIVITY	NACE	SEX	QUALIFICATION					
			3A	3B	3	4A	4B	4
AGRIC. PRIMARY	611	M	2368	2452	2443	2068	2084	2079
PROD., LIVE-		F		2225	2212	1660	1747	1744
STOCK, TEXT.		T	2326	2392	2386	2050	1961	1881
FUELS, ORES,	612	M	2994	2899	2884	2222	2340	2315
INDUSTRIAL		F	2942	2891	2882	2358	2121	2126
CHEMICALS		T	2984	2807	2826	2229	2256	2252
TIMBER, BUILDING	613	M	2509	2481	2485	2038	2142	2112
MATERIALS		F		2328	2328	1744	1818	1818
		T	2509	2446	2453	2034	2028	2028
MACHINERY,	614	M	2606	2672	2665	2051	2156	2129
EQUIPMENTS,		F		2527	2525	1779	1878	1875
VEHICLES		T	2596	2629	2626	2036	2051	2048
FURNITURE, HSEHD.	615	M	2426	2578	2559	1942	2103	2043
GOODS,		F	2578	2327	2330	1694	1811	1808
HARDWARE		T	2433	2492	2487	1930	1953	1947
TEXTILES, CLOTH-	616	M	2430	2656	2617	1905	2199	2086
ING, FOOTWR.,		F		2269	2265	1709	1811	1805
LEATHERWARE		T	2372	2408	2408	1864	1916	1906
FOOD, DRINK,	617	M	2449	2561	2545	2026	2188	2159
TOBACCO		F		2259	2254	1663	1749	1743
		T	2431	2483	2477	1979	2053	2042
TOBACCO	617.6	M	-	-	-	-	-	-
PRODUCTS		F	-	-	-	-	-	-
		T	-	-	-	-	-	-
PHARMACEUTICAL,	618	M	2365	2908	2838	2024	2262	2176
MEDICAL GDS.,		F	2178	2444	2431	1867	1923	1900
CLEANING MAT.		T	2321	2691	2656	1926	2067	2011
PHARMACEUTICALS	618.1	M	2598	2845	2808	2076	2392	2280
		F		2464	2435	1876	2026	1945
		T	2433	2655	2625	1928	2182	2062
OTHER WHOLESALE	619	M	2667	2720	2710	2092	2274	2206
DISTRIBUTION		F	2021	2436	2428	1782	1928	1913
		T	2604	2563	2568	2006	2044	2036
PAPER, BOOKS,	619.1/2	M	2685	2858	2903	2141	2410	2290
STATIONERY,		F		2531	2522	1732	2014	1991
NEWSPAPERS		T	2639	2726	2716	2074	2155	2134
WHOLESALE TRADE	61	M	2565	2640	2631	2035	2187	2148
		F	2532	2414	2417	1816	1857	1853
		T	2563	2569	2568	2000	2053	2043
FOOD, DRINK,	641/642	M	2536	2576	2551	2194	2103	2150
TOBACCO		F	1899	2069	1945	1614	1782	1667
		T	2200	2372	2257	1828	1956	1878
DISPENSING	643	M	2739	2887	2778	2093	2432	2324
CHEMISTS		F	2292	2302	2297	1789	1714	1747
		T	2433	2491	2465	1832	1871	1855
MEDICAL GOODS,	644	M	2570	2568	2569	2016	2067	2048
COSMETICS,		F	2251	2213	2232	2001	1798	1893
CLEANING.MAT.		T	2390	2348	2369	2007	1921	1958
CLOTHING	645	M	2550	2425	2515	2123	2015	2081
		F	2106	1991	2066	1704	1613	1667
		T	2269	2118	2220	1785	1687	1745
FOOTWEAR,	646	M	2388	2240	2338	1927	1918	1923
LEATHER GOODS		F	2306	2185	2278	1897	1830	1888
		T	2316	2196	2288	1899	1857	1892
FURN. FABRICS,	647	M	2545	2694	2640	2298	2175	2224
HOUSEHOLD		F	1945	2089	2023	1813	1641	1728
TEXTILES		T	2169	2397	2297	1876	1874	1921
HOUSEHOLD	648/649	M	2858	2508	2626	2344	2141	2188
FITMENTS,		F	2460	2277	2342	1928	1798	1836
APPLIANCES		T	2723	2433	2533	2196	2043	2081
BOOKS, NEWSPRS.,	653	M	2497	2486	2491	2114	2089	2093
STATIONERY,		F	2132	2333	2295	1725	1941	1869
OFFICE SUPPS.		T	2350	2384	2375	1817	2007	1956
OTHER RETAIL	654/655	M	2628	2656	2649	2144	2088	2099
DISTRIBUTION		F	2262	2258	2260	1791	1768	1779
		T	2416	2507	2478	1918	1888	1868
VARIOUS NON-FOOD	656	M	2339	2514	2433	2076	2057	2063
PRODUCTS		F	2019	2081	2040	1611	1763	1678
		T	2092	2249	2156	1690	1872	1783
RETAIL TRADE	64/653-656	M	2566	2546	2556	2196	2106	2142
		F	2016	2137	2061	1666	1763	1706
		T	2249	2357	2295	1838	1942	1889

TAB.C1

REMUNERATION MENSUELLE BRUTE  
CORRIGEE DES SALAIRES A TEMPS PLEIN :  
MOYENNE (M) ET COEFFICIENT DE  
VARIATION (CV) SELON L'ACTIVITE, LE  
SEXE ET LA QUALIFICATION

CY

QUALIFICATION						SEXE	NACE	ACTIVITE
3A	3B	3	4A	4B	4			
27.5	24.8	25.2	24.0	23.8	23.8	M	611	MAT. PREM. AGR.,
	25.6	25.8	19.9	22.3	22.3	F		ANIMAUX,
20.6	25.9	25.7	24.3	24.0	24.0	T		TEXTILES
22.4	22.3	22.4	22.5	21.8	21.8	M	612	COMBUSTIBLES,
17.1	21.0	20.8	24.2	22.7	22.8	F		MINERAIS,
21.5	22.2	22.2	22.7	22.5	22.5	T		PR. CHIMIQUES
21.2	22.1	22.0	20.6	21.3	21.2	M	613	BOIS, MATERIAUX
	24.0	24.0	17.0	21.7	21.6	F		DE CONSTR.
21.2	22.7	22.5	20.6	22.0	22.3	T		
20.5	26.5	25.0	42.3	27.1	31.4	M	614	MACHINES,
	74.8	74.8	22.1	23.0	23.8	F		VEHICULES
20.7	45.4	44.0	41.8	27.0	30.2	T		
17.0	20.0	27.0	21.6	23.0	23.4	M	615	MEUBLES,
18.4	22.8	22.0	20.1	23.4	23.3	F		ART. MENAGERS
17.0	27.7	27.0	21.7	24.0	24.2	T		QUINCAILLERIE
17.5	32.4	30.0	25.2	27.0	28.0	M	616	TEXTILE,
25.10	25.0	25.0	20.2	26.6	20.3	F		HABILLEMENT,
18.5	20.0	20.1	24.0	20.0	20.1	T		CHAUSSURES
22.6	27.1	28.6	22.0	25.4	25.1	M	617	PRODUITS ALIM.,
	24.8	24.7	18.1	22.5	22.3	F		BOISSONS,
22.7	27.2	28.7	23.3	26.8	26.3	T		TABAC
						M	617.6	PRODUITS DU
						F		TABAC
						T		
21.8	45.7	44.6	21.9	23.8	23.7	M	618	PR. PHARM.,
19.8	28.5	26.3	18.8	24.3	22.8	F		MEDICAUX,
21.1	40.8	38.7	21.1	25.4	24.2	T		D'ENTRETIEN
13.6	28.2	27.0	22.1	22.5	23.4	M	618.1	PRODUITS
	25.0	25.2	18.0	24.4	22.6	F		PHARM.
16.5	28.2	27.3	21.0	24.0	24.2	T		
23.2	33.0	31.4	25.7	28.8	28.1	M	619	AUTRES COMMERCES
19.0	25.0	25.0	24.4	25.0	25.0	F		DE GROS
24.0	20.0	20.3	26.4	28.4	28.0	T		
22.2	42.1	38.4	21.3	31.6	28.7	M	619.1/2	PAPIER, LIVRES,
	22.9	22.0	18.8	22.3	22.4	F		JOURNEAUX
23.1	35.3	34.2	22.4	28.3	27.0	T		
22.0	27.5	27.0	27.8	24.0	25.0	M	61	COMMERCE DE GROS
24.3	42.5	42.1	21.4	24.3	24.1	F		
22.0	32.0	31.0	27.5	26.0	26.3	T		
25.1	23.0	24.0	27.5	23.0	25.6	M	641/642	PR. ALIMENTAIRES,
20.5	21.3	27.5	20.0	20.3	20.7	F		BOISSONS,
30.8	25.3	28.2	28.8	23.6	27.0	T		TABAC
18.5	26.3	23.0	18.2	30.0	28.1	M	643	PHARMACIES
24.8	30.7	28.1	21.0	22.7	22.0	F		
24.5	30.5	28.0	21.3	30.7	27.3	T		
27.3	20.7	24.4	27.5	23.7	25.2	M	644	ART. MEDICAUX,
35.5	27.0	31.0	47.0	23.5	38.1	F		PRODUITS
32.4	28.0	28.5	40.9	24.8	33.1	T		D'ENTRETIEN
22.6	24.2	23.1	25.0	23.1	24.5	M	645	ARTICLES
27.5	25.1	26.0	24.5	22.5	23.0	F		D'HABILLEMENT
27.2	26.0	27.2	28.5	24.8	25.0	T		
27.7	21.0	28.0	28.0	23.5	28.8	M	646	CHAUSSURES,
35.7	28.4	33.2	33.1	28.4	32.0	F		MAROQUINERIE
34.7	28.6	32.3	32.8	27.0	32.0	T		
23.0	28.0	21.0	23.1	27.1	25.6	M	647	TISSUS
20.7	28.0	25.0	20.5	18.0	20.8	F		D'AMEUBLEMENT
28.0	24.2	27.0	24.7	28.2	28.7	T		
44.0	25.3	35.1	33.0	23.3	28.5	M	648/649	EQUIPEMENT DU
59.0	28.3	42.8	38.0	24.5	28.8	F		FOYER
58.1	28.0	37.8	33.8	24.0	27.0	T		
32.0	18.6	25.7	32.7	24.0	28.3	M	653	LIVRES, JOURN.,
30.2	22.8	24.2	24.7	24.0	25.4	F		PAPIER,
32.8	21.7	25.2	28.1	25.1	28.4	T		EQ. BUREAU
31.7	33.0	32.7	28.0	23.2	24.2	M	654/655	AUTRES COMMERCES
37.4	28.1	31.3	28.4	25.1	25.7	F		DE DETAIL
35.6	32.1	33.2	28.0	24.0	28.1	T		
25.1	18.0	22.5	23.5	21.0	22.2	M	656	PRODUITS DIVERS
24.8	21.5	23.8	18.8	18.5	18.8	F		NON ALIMENT.
25.8	22.8	24.0	22.8	21.8	22.8	T		
38.4	24.8	27.7	28.4	23.2	25.8	M	64/653-	COMMERCE DE
33.4	24.1	30.2	24.0	22.2	23.4	F	658	DETAIL
34.2	25.0	30.8	28.6	24.5	27.2	T		

TAB.C2

INDEX OF MEAN GROSS  
MONTHLY PAY (CORRECTED) OF  
FULL-TIME EMPLOYEES  
ACCORDING TO ACTIVITY, SEX  
AND QUALIFICATION  
( PAY OF ALL FULL-TIME EES. = 100 )

INDICE DE LA REMUNERATION  
MENSUELLE BRUTE CORRIGEE MOYENNE  
DES SALAIRES A TEMPS PLEIN  
SELON L ACTIVITE, LE SEXE  
ET LA QUALIFICATION  
( REM. DE L EMS. DES SAL. A TEMPS PLEIN = 100 )

ACTIVITY	NACE	SEX						
			3A	3B	3	4A	4B	4
AGRIC. PRIMARY	611	M	96.9	100.4	100.0	99.5	100.2	100.0
PROD. LIVE- STOCK, TEXT.		F		100.5	100.0	95.2	100.2	100.0
FUELS, ORES	612	M	97.5	100.2	100.0	103.5	99.0	100.0
INDUSTRIAL CHEMICALS		F	103.8	98.5	100.0	96.0	101.1	100.0
TIMBER, BUILDING MATERIALS	613	M	109.7	99.2	100.0	110.9	99.7	100.0
		T	105.6	99.3	100.0	99.0	100.2	100.0
		F	101.0	99.9	100.0	96.5	101.4	100.0
		T		100.0	100.0	66.0	100.0	100.0
MACHINERY, EQUIPMENTS, VEHICLES	614	M	102.3	99.7	100.0	100.3	99.9	100.0
FURNITURE, HSEHD. GOODS	615	M	97.8	100.3	100.0	96.3	101.3	100.0
		F		100.1	100.0	94.9	100.2	100.0
		T	98.9	100.1	100.0	99.4	100.1	100.0
TEXTILES, CLOTH- ING, FOOTWR. LEATHERWARE	616	M	94.8	100.7	100.0	95.0	102.9	100.0
		F	110.6	99.9	100.0	93.7	100.2	100.0
		T	97.8	100.2	100.0	99.1	100.3	100.0
FOOD, DRINK, TOBACCO	617	M	92.8	101.5	100.0	91.3	105.4	100.0
		F	93.3#	100.2	100.0	94.7	100.3	100.0
		T	98.6	100.1	100.0	97.7	100.5	100.0
TOBACCO PRODUCTS	617.6	M	96.2	100.6	100.0	93.8	101.3	100.0
		F		100.2	100.0	95.4	100.3	100.0
		T	98.1	100.2	100.0	96.9	100.5	100.0
PHARMACEUTICAL, MEDICAL GDS., CLEANING MAT. PHARMACEUTICALS	618	M	-	-	-	-	-	-
		F	83.3	102.5	100.0	93.0	104.0	100.0
		T	89.6	100.5	100.0	98.3	101.2	100.0
		M	87.4	101.3	100.0	95.7	102.8	100.0
	618.1	M	92.5	101.3	100.0	91.1	104.9	100.0
		F		101.2	100.0	96.5	104.1	100.0
		T	92.7	101.1	100.0	93.5	105.9	100.0
OTHER WHOLESALE DISTRIBUTION	619	M	98.4	100.4	100.0	94.8	103.1	100.0
		F	83.3	100.4	100.0	93.1	100.8	100.0
		T	101.4	99.8	100.0	98.5	100.4	100.0
PAPER, BOOKS, STATIONERY, NEWSPAPERS	619.1/2	M	92.6	102.1	100.0	93.5	105.2	100.0
		F		100.3	100.0	87.0	101.1	100.0
WHOLESALE TRADE	61	M	97.2	100.4	100.0	97.2	101.0	100.0
		F	97.5	100.4	100.0	94.8	101.8	100.0
		T	104.8	99.9	100.0	98.0	100.2	100.0
		F	99.8	100.0	100.0	97.9	100.5	100.0
FOOD, DRINK, TOBACCO	641/642	M	99.4	101.0	100.0	102.0	97.8	100.0
		F	97.6	106.3	100.0	96.8	106.9	100.0
		T	97.5	105.1	100.0	97.4	104.1	100.0
DISPENSING CHEMISTS	643	M	98.6	101.0	100.0	90.1	104.6	100.0
		F	99.8	100.2	100.0	102.4	98.1	100.0
		T	98.7	101.1	100.0	98.8	100.9	100.0
MEDICAL GOODS, COSMETICS, CLEANING.MAT. CLOTHING	644	M	100.0	100.0	100.0	98.5	100.9	100.0
		F	100.9	99.2	100.0	105.7	95.0	100.0
		T	100.9	99.1	100.0	102.5	98.1	100.0
	645	M	101.4	96.4	100.0	102.0	96.8	100.0
		F	101.9	96.4	100.0	102.2	96.8	100.0
		T	102.2	95.4	100.0	102.3	96.7	100.0
FOOTWEAR, LEATHER GOODS	646	M	102.1	95.8	100.0	100.2	99.8	100.0
		F	101.2	95.8	100.0	100.5	96.9	100.0
		T	101.2	96.0	100.0	100.4	98.1	100.0
FURN. FABRICS, HOUSEHOLD TEXTILES	647	M	96.4	102.1	100.0	103.3	97.8	100.0
		F	96.1	103.7	100.0	105.0	95.0	100.0
		T	94.4	104.3	100.0	102.8	97.5	100.0
HOUSEHOLD FITMENTS, APPLIANCES	648/649	M	108.8	95.5	100.0	107.1	97.8	100.0
		F	105.0	97.2	100.0	105.0	97.9	100.0
		T	107.5	96.1	100.0	105.5	98.2	100.0
BOOKS, NEWSPRS., STATIONERY, OFFICE SUPPS.	653	M	100.3	99.8	100.0	101.0	99.8	100.0
		F	92.9	101.7	100.0	92.3	103.9	100.0
		T	99.0	100.4	100.0	92.9	102.6	100.0
OTHER RETAIL DISTRIBUTION	654/655	M	99.2	100.3	100.0	102.1	98.5	100.0
		F	100.1	99.9	100.0	100.7	99.4	100.0
		T	97.5	101.2	100.0	97.5	101.1	100.0
VARIOUS NON-FOOD PRODUCTS	656	M	96.1	103.3	100.0	100.6	99.7	100.0
		F	98.9	102.0	100.0	96.0	105.0	100.0
		T	97.1	104.3	100.0	94.8	105.0	100.0
RETAIL TRADE	64/653- 656	M	100.4	99.6	100.0	102.5	98.4	100.0
		F	97.8	103.7	100.0	97.7	103.4	100.0
		T	98.0	102.7	100.0	97.3	102.8	100.0



INDEX OF MEAN GROSS  
MONTHLY PAY (CORRECTED) OF  
FULL-TIME FEMALE EMPLOYEES  
ACCORDING TO ACTIVITY  
AND QUALIFICATION

( PAY OF FULL-TIME MALE = 100 )

INDICE DE LA REMUNERATION  
MENSUELLE BRUTE CORRIGEE NOYENNE  
DES SALAIRES FEMININS A TEMPS PLEIN  
SELON L ACTIVITE  
ET LA QUALIFICATION

( REM. DES SAL. MASC. A TEMPS PLEIN = 100 )

						S E X E	NACE	ACTIVITE
3A	3B	3	4A	4B	4			
100.0	100.0	100.0	100.0	100.0	100.0	M	611	MAT. PREM. AGR., ANIMAUX, TEXTILES
	99.7	99.6	99.3	93.8	93.9	F		
100.0	100.0	100.0	100.0	100.0	100.0	M	612	COMBUSTIBLES, MINERAIS, PR. CHIMIQUES
98.3	92.7	93.0	100.1	98.8	91.8	F		
100.0	100.0	100.0	100.0	100.0	100.0	M	613	BOIS, MATERIAUX DE CONSTR.
-	93.8	93.7	85.6	84.9	86.1	F		
100.0	100.0	100.0	100.0	100.0	100.0	M	614	MACHINES, VEHICULES
	94.6	94.8	86.7	87.1	88.8	F		
100.0	100.0	100.0	100.0	100.0	100.0	M	615	MEUBLES, ART. MENAGERS
100.2	90.3	91.1	87.2	86.1	88.5	F		BOITILLERIE
100.0	100.0	100.0	100.0	100.0	100.0	M	616	TEXTILE, HABILLEMENT, CHAUSSURES
87.08	85.5	86.8	89.7	82.4	88.5	F		
100.0	100.0	100.0	100.0	100.0	100.0	M	617	PRODUITS ALIM., BOISSONS, TABAC
	88.2	88.6	82.1	79.8	88.7	F		
-	-	-	-	-	-	M	617.8	PRODUITS DU TABAC
						F		
100.0	100.0	100.0	100.0	100.0	100.0	M	618	PR. PHARM., MEDICAM., D'ENTRETIEN
92.1	84.8	85.6	92.2	85.8	87.3	F		
100.0	100.0	100.0	100.0	100.0	100.0	M	618.1	PRODUITS PHARM.
	86.6	86.7	90.4	84.7	85.3	F		
100.0	100.0	100.0	100.0	100.0	100.0	M	619	AUTRES COMMERCE DE GROS
75.8	88.6	88.6	85.2	84.8	88.7	F		
100.0	100.0	100.0	100.0	100.0	100.0	M	619.1/2	PAPIER, LIVRES, JOURNAUX
	85.5	87.8	88.9	83.8	87.8	F		
100.0	100.0	100.0	100.0	100.0	100.0	M	61	COMMERCE DE GROS
88.7	91.4	91.8	89.2	84.8	88.3	F		
100.0	100.0	100.0	100.0	100.0	100.0	M	641/642	PR. ALIMENTAIRES, BOISSONS, TABAC
74.8	88.3	78.2	73.8	84.7	77.5	F		
100.0	100.0	100.0	100.0	100.0	100.0	M	643	PHARMACIES
83.7	82.8	82.7	85.5	78.5	75.2	F		
100.0	100.0	100.0	100.0	100.0	100.0	M	644	ART. MEDICAM., PRODUITS D'ENTRETIEN
87.8	86.2	86.8	98.2	87.8	82.5	F		
100.0	100.0	100.0	100.0	100.0	100.0	M	645	ARTICLES D'HABILLEMENT
82.8	82.1	82.1	80.3	88.8	88.1	F		
100.0	100.0	100.0	100.0	100.0	100.0	M	646	CHAUSSURES, MAROQUINERIE
88.5	87.5	87.4	98.5	85.4	88.2	F		
100.0	100.0	100.0	100.0	100.0	100.0	M	647	TISSUS D'AMEUBLEMENT
78.4	77.8	78.7	78.8	75.5	77.7	F		
100.0	100.0	100.0	100.0	100.0	100.0	M	648/648	EQUIPEMENT DU FOYER
88.1	90.8	89.2	82.3	84.8	83.8	F		
100.0	100.0	100.0	100.0	100.0	100.0	M	653	LIVRES, JOURN., PAPIER, EQ. BUREAU
85.4	93.8	82.2	81.6	92.8	88.3	F		
100.0	100.0	100.0	100.0	100.0	100.0	M	654/655	AUTRES COMMERCE DE DETAIL
88.1	85.8	85.3	83.5	84.6	84.7	F		
100.0	100.0	100.0	100.0	100.0	100.0	M	656	PRODUITS DIVERS NON ALIMENT.
88.3	82.8	83.8	77.6	85.7	81.3	F		
100.0	100.0	100.0	100.0	100.0	100.0	M	64/653-656	COMMERCE DE DETAIL
78.8	83.8	88.8	75.8	83.7	78.8	F		

TAB.C3

GROSS ANNUAL PAY OF FULL-TIME  
EMPLOYEES :  
MEAN (M) AND COEFFICIENT OF VARIATION  
(CV) ACCORDING TO ACTIVITY,SEX  
AND QUALIFICATION

ACTIVITY	NACE	SEX	QUALIFICATION					
			3A	3B	3	4A	4B	4
AGRIC. PRIMARY	611	M	27687	28929	28781	24060	24519	24370
PROD., LIVE-		F		25892	25739	18898	20045	20001
STOCK, TEXT.		T	27198	28103	28019	23822	22863	23084
FUELS, ORES,	612	M	33956	32832	32972	25308	26758	26445
INDUSTRIAL		F	33462	30415	30666	26368	24160	24214
CHEMICALS		T	33852	32118	32313	25366	25756	25687
TIMBER, BUILDING	613	M	28984	28664	28712	23436	24725	24332
MATERIALS		F	-	27383	27383	20238	21268	21257
		T	28984	28368	28440	23395	23512	23486
MACHINERY,	614	M	30415	31167	31078	23557	24957	24583
EQUIPMENTS,		F		28483	28461	20270	21642	21600
VEHICLES		T	30283	30338	30334	23383	23693	23635
FURNITURE, HSEHD.	615	M	27887	28695	29455	22386	24256	23555
GOODS,		F	28252	27051	27068	19679	20882	20857
HARDWARE		T	27904	28800	28722	22257	22578	22502
TEXTILES, CLOTH-	616	M	27949	30875	30370	21422	25342	23888
ING, FOOTWR.,		F	24472	25643	25609	19395	20548	20474
LEATHERWARE		T	27311	27502	27484	20943	21868	21707
FOOD, DRINK,	617	M	27485	29336	29061	23391	25383	25016
TOBACCO		F	-	25788	25708	18122	20227	20150
		T	27226	28383	28255	22851	23804	23658
TOBACCO	617.6	M	-	-	-	-	-	-
PRODUCTS		F	-	-	-	-	-	-
		T	-	-	-	-	-	-
PHARMACEUTICAL,	618	M	26635	32557	31751	22818	26060	24852
MEDICAL GDS.,		F	24805	27735	27568	20240	21708	21103
CLEANING MAT.		T	26341	30312	29900	21217	23557	22849
PHARMACEUTICALS	618.1	M	29043	31478	31095	23062	27400	25919
		F		28300	27892	20265	22570	21358
		T	27352	29911	29537	20978	24612	22932
OTHER WHOLESALE	619	M	28823	33314	32637	23864	26549	25519
DISTRIBUTION		F		27980	27894	20359	22252	22063
		T	28244	30356	30239	22949	23697	23532
PAPER, BOOKS,	619.1/2	M	30516	37538	36193	25045	27083	26112
STATIONERY,		F		29478	29889	20261	23583	23302
NEWSPAPERS		T	30035	33286	32931	24300	24824	24678
WHOLESALE TRADE	61	M	29381	30512	30360	23392	25297	24797
		F	28724	27680	27690	20167	21388	21278
		T	29328	28807	29578	22880	23723	23553
FOOD, DRINK,	641/642	M	30069	28521	28851	25948	28897	24886
TOBACCO		F	21108	23106	21650	17858	19765	18554
		T	25195	26840	25779	20754	21977	21253
DISPENSING	643	M	31244	32513	32007	24978	27583	26823
CHEMISTS		F	26427	26428	26428	20801	19751	20257
		T	28032	28812	28518	21454	21537	21503
MEDICAL GOODS,	644	M	30545	28400	28980	24649	23854	24097
COSMETICS,		F	24861	25044	24875	22755	21203	21861
CLEANING MAT.		T	27831	28723	27210	23321	22474	22825
CLOTHING	645	M	28130	27048	27852	24686	22829	23859
		F	22979	22221	22714	18832	17768	18398
		T	24969	23613	24540	19980	18728	19479
FOOTWEAR,	646	M	26710	28678	26699	22781	22807	22783
LEATHER GOODS		F	22507	25043	23110	19508	20643	19681
		T	23020	25313	23587	19747	21236	20025
FURN. FABRICS,	647	M	29113	29473	29320	27321	26575	26864
HOUSEHOLD		F	22326	23586	22959	21358	18778	20046
TEXTILES		T	24906	28254	25625	23183	21921	22494
HOUSEHOLD	648/649	M	32680	28506	28895	27361	24413	25070
FITMENTS,		F	26541	26041	26181	22282	20777	21246
APPLIANCES		T	31016	27708	28753	25423	23392	23900
BOOKS, NEWSPRS.,	653	M	29604	28865	28644	23895	24581	24476
STATIONERY,		F	23346	27148	26408	18344	22583	21456
OFFICE SUPPS.		T	26882	28078	27768	20434	23436	22579
OTHER RETAIL	654/655	M	30256	28687	29810	25888	24798	24888
DISTRIBUTION		F	25068	26121	25684	20804	20278	20513
		T	27012	28284	27882	22635	23303	23106
VARIOUS NON-FOOD	656	M	26145	28621	27515	23447	23638	23579
PRODUCTS		F	21890	23089	22364	17668	18250	18356
		T	22875	25268	23835	18584	20812	19701
RETAIL TRADE	64/653-656	M	29865	28048	29461	25797	24123	24750
		F	22907	24885	22782	18465	18728	18979
		T	25270	28782	25911	20716	21891	21351

TAB.C3

REMUNERATION ANNULE BRUTE  
DES SALARIES A TEMPS PLEIN :  
MOYENNE (M) ET COEFFICIENT DE  
VARIATION (CV) SELON L ACTIVITE, LE  
SEXE ET LA QUALIFICATION

CV

QUALIFICATION						S E X E	NACE	ACTIVITE
3A	3B	3	4A	4B	4			
22.2	23.0	23.0	23.0	23.7	23.0	M	611	MAT. PREM. AGR.,
23.0	26.4	26.0	26.6	23.5	23.7	F		ANIMAUX,
21.2	24.4	24.3	24.3	25.6	25.3	T		TEXTILES
15.0	20.1	20.3	21.0	21.6	21.0	M	612	COMBUSTIBLES,
20.1	21.2	20.0	15.0	22.0	22.7	F		MINERAIS,
20.0	20.7	20.7	21.6	22.6	22.4	T		PR. CHIMIQUES
20.0	21.0	21.0	20.1	21.6	21.5	M	613	BOIS, MATERIAUX
20.0	26.0	26.0	16.0	22.4	22.3	F		DE CONSTR.
10.5	22.0	22.0	20.1	23.1	22.5	T		
10.7	23.5	23.1	22.0	25.0	24.7	M	614	MACHINES,
16.0	22.4	22.4	24.5	24.1	24.1	F		VEHICULES
14.5	23.6	23.3	23.2	25.7	25.3	T		
16.7	24.0	24.1	20.4	23.1	22.6	M	615	MEUBLES,
15.3	22.0	22.0	19.2	23.3	23.3	F		ART. MENAGERS
24.00	24.7	24.1	20.6	24.5	23.6	T		QUINCAILLERIE
17.0	25.7	24.6	21.0	26.1	26.2	M	616	TEXTILE,
22.0	26.3	26.3	20.0	27.6	27.3	F		HABILLEMENT,
22.0	27.7	26.0	22.0	26.9	26.0	T		CHAUSSURES
22.0	24.4	24.3	20.0	24.4	24.0	M	617	PRODUITS ALIM.,
22.0	25.0	24.0	18.3	23.7	23.4	F		BOISSONS,
22.0	25.1	25.0	21.0	26.3	25.7	T		TABAC
22.0	25.1	25.0	21.0	26.3	25.7	M	617.0	PRODUITS DU
20.5	31.6	31.3	21.5	22.2	22.0	F		TABAC
15.3	23.0	23.7	19.2	24.0	22.6	M	618	PR. PHARM.,
10.0	30.0	29.6	21.1	24.0	24.3	F		MEDICAM.,
16.7	30.4	29.0	21.6	21.1	22.7	T		D'ENTRETIEN
17.7	24.0	24.2	18.0	24.0	22.4	M	618.1	PRODUITS
23.0	28.0	27.6	20.6	24.7	24.6	F		PHARM.
23.6	33.0	32.2	23.3	24.1	24.4	T	619	AUTRES COMMERCES
21.7	24.3	24.3	21.2	24.8	24.7	M		DE GROS
22.5	40.1	39.6	21.0	23.0	22.7	F	619.1/2	PAPIER, LIVRES,
21.0	24.3	24.1	21.0	23.0	23.7	T		JOURNAUX
23.3	24.1	24.1	20.4	24.5	24.2	M	61	COMMERCE DE GROS
21.0	24.7	24.4	22.3	25.5	24.9	F		
24.0	20.6	23.3	26.6	21.1	24.5	T	641/642	PR. ALIMENTAIRES,
30.4	21.2	20.2	19.7	20.0	20.4	M		BOISSONS,
32.7	24.0	30.0	30.2	22.8	27.4	F		TABAC
21.4	25.1	23.0	20.2	26.4	27.0	T	643	PHARMACIES
25.5	24.7	25.1	20.5	23.0	22.1	M		
25.3	27.1	26.4	21.5	20.7	20.0	F		
23.4	21.0	22.7	23.0	21.2	21.0	T	644	ART. MEDICAUX,
37.5	24.1	20.0	32.6	23.6	20.0	M		PRODUITS
31.4	24.5	27.0	30.0	23.2	26.4	F		D'ENTRETIEN
16.3	25.0	26.0	24.2	23.0	24.1	T	645	ARTICLES
22.4	20.1	23.7	23.3	23.5	23.6	M		D'HABILLEMENT
23.3	27.4	24.7	26.4	25.8	26.4	F		
25.5	18.0	23.6	31.2	21.3	27.1	T	646	CHAUSSURES,
23.5	25.6	24.6	28.7	24.4	20.1	M		MARQUINERIE
24.6	24.6	25.0	29.3	23.0	20.4	F		
23.3	16.4	19.5	24.5	25.2	25.0	T	647	TISSUS
34.1	21.3	20.2	21.0	20.5	22.3	M		D'AMEUBLEMENT
32.2	21.0	27.0	26.0	20.4	20.0	F	648/649	EQUIPEMENT DU
35.2	23.0	20.7	30.3	22.4	25.2	T		FOYER
35.4	27.1	28.7	31.0	24.0	27.3	M		
39.4	25.2	30.3	32.1	24.1	26.0	F		
20.5	17.6	22.5	20.3	22.1	23.3	T	653	LIVRES, JOURN.,
20.1	22.2	23.0	25.4	24.0	26.1	M		PAPIER,
31.5	20.0	24.0	26.2	24.0	25.0	F		EQ. BUREAU
27.1	24.2	24.0	23.0	21.0	22.3	T	654/655	AUTRES COMMERCES
30.0	22.5	26.2	27.9	24.0	26.3	M		DE DETAIL
30.6	24.5	26.6	28.4	24.4	25.6	F		
20.3	17.1	19.0	22.1	20.9	21.3	T	656	PRODUITS DIVERS
25.0	21.2	23.1	16.4	19.7	18.6	M		NON ALIMET.
24.2	22.1	23.0	21.4	22.7	22.9	F		
27.1	21.7	24.7	27.1	21.0	24.3	T	64/653-	COMMERCE DE
26.0	24.2	27.4	22.6	22.6	22.9	M	656	DETAIL
32.1	24.6	20.0	30.0	24.4	27.4	F		

TAB.C4

INDEX OF MEAN GROSS  
ANNUAL PAY OF FULL-TIME  
EMPLOYEES  
ACCORDING TO ACTIVITY,SEX  
AND QUALIFICATION  
( PAY OF ALL FULL-TIME EES. = 100 )

INDICE DE LA REMUNERATION  
ANNUELLE BRUTE MOYENNE DES  
SALARIES A TEMPS PLEIN  
SELON L ACTIVITE, LE SEXE  
ET LA QUALIFICATION  
( REM. DE L'ENS. DES SAL. A TEMPS PLEIN = 100 )

ACTIVITY	NACE	SEX						
			3A	3B	3	4A	4B	4
AGRIC. PRIMARY	611	M	96.2	100.5	100.0	98.7	100.6	100.0
PROD. LIVE-		F	-	100.6	100.0	84.5	100.2	100.0
STOCK, TEXT.		T	97.1	100.3	100.0	103.2	99.0	100.0
FUELS, ORES.	612	M	103.0	99.6	100.0	95.7	101.2	100.0
INDUSTRIAL		F	109.1	99.2	100.0	108.8	99.8	100.0
CHEMICALS		T	104.8	98.4	100.0	98.7	100.2	100.0
TIMBER, BUILDING	613	M	100.9	99.8	100.0	86.3	101.6	100.0
MATERIALS		F	-	100.0	100.0	95.2	100.0	100.0
		T	101.9	99.7	100.0	99.6	100.1	100.0
MACHINERY,	614	M	97.9	100.3	100.0	95.8	101.5	100.0
EQUIPMENTS,		F	-	100.1	100.0	93.8	100.2	100.0
VEHICLES		T	99.8	100.0	100.0	98.9	100.2	100.0
FURNITURE, HSEHD.	615	M	94.7	100.8	100.0	95.0	103.0	100.0
GOODS,		F	104.4	99.9	100.0	94.4	100.2	100.0
HARDWARE		T	97.2	100.3	100.0	98.9	100.3	100.0
TEXTILES, CLOTH-	616	M	92.0	102.0	100.0	89.6	106.0	100.0
ING, FOOTWR.,		F	95.6#	100.1	100.0	94.7	100.4	100.0
LEATHERWARE		T	99.4	100.1	100.0	96.5	100.7	100.0
FOOD, DRINK,	617	M	94.6	100.9	100.0	93.5	101.5	100.0
TOBACCO		F	-	100.4	100.0	94.8	100.4	100.0
		T	96.4	100.5	100.0	86.6	100.6	100.0
TOBACCO	617.6	M	-	-	-	-	-	-
PRODUCTS		F	-	-	-	-	-	-
		T	-	-	-	-	-	-
PHARMACEUTICAL,	618	M	84.5	102.5	100.0	81.9	104.4	100.0
MEDICAL GDS.,		F	90.0	100.6	100.0	95.9	102.9	100.0
CLEANING MAT.		T	88.1	101.4	100.0	93.7	104.0	100.0
PHARMACEUTICALS	618.1	M	93.4	101.2	100.0	89.0	105.7	100.0
		F	-	101.5	100.0	94.9	105.7	100.0
		T	92.6	101.3	100.0	91.5	107.3	100.0
OTHER WHOLESALE	619	M	91.4	102.1	100.0	93.5	104.0	100.0
DISTRIBUTION		F	-	100.3	100.0	92.3	100.9	100.0
		T	96.7	100.4	100.0	97.5	100.7	100.0
PAPER, BOOKS,	619.1/2	M	84.3	103.7	100.0	85.8	103.7	100.0
STATIONERY,		F	-	100.3	100.0	86.8	101.2	100.0
NEWSPAPERS		T	91.2	101.1	100.0	88.5	100.6	100.0
WHOLESALE TRADE	61	M	96.8	100.5	100.0	84.3	102.0	100.0
		F	103.7	99.9	100.0	94.8	100.5	100.0
		T	99.2	100.1	100.0	97.1	100.7	100.0
FOOD, DRINK,	641/642	M	100.7	98.9	100.0	104.2	96.0	100.0
TOBACCO		F	97.5	106.7	100.0	96.8	106.5	100.0
		T	97.7	104.5	100.0	97.7	103.4	100.0
DISPENSING	643	M	97.6	101.6	100.0	93.1	102.9	100.0
CHEMISTS		F	100.0	100.0	100.0	103.2	97.5	100.0
		T	98.3	101.4	100.0	99.8	100.2	100.0
MEDICAL GOODS,	644	M	101.9	98.0	100.0	102.3	99.0	100.0
COSMETICS,		F	99.5	100.3	100.0	103.6	96.5	100.0
CLEANING MAT.		T	102.3	98.2	100.0	102.2	98.5	100.0
CLOTHING	645	M	101.0	97.1	100.0	103.1	95.3	100.0
		F	101.2	97.8	100.0	102.4	96.6	100.0
		T	101.7	96.2	100.0	102.6	96.1	100.0
FOOTWEAR,	646	M	100.0	99.9	100.0	98.9	100.1	100.0
LEATHER GOODS		F	97.4	108.4	100.0	98.1	104.8	100.0
		T	97.6	107.3	100.0	88.6	106.0	100.0
FURN. FABRICS,	647	M	99.3	100.5	100.0	101.7	98.9	100.0
HOUSEHOLD		F	97.2	102.7	100.0	106.5	93.7	100.0
TEXTILES		T	97.2	102.5	100.0	103.1	97.5	100.0
HOUSEHOLD	648/649	M	109.3	95.4	100.0	109.1	97.4	100.0
FITMENTS,		F	101.4	99.5	100.0	104.9	97.8	100.0
APPLIANCES		T	107.9	96.4	100.0	106.4	97.9	100.0
BOOKS, NEWSPR.,	653	M	99.9	100.1	100.0	98.0	100.4	100.0
STATIONERY,		F	88.4	102.8	100.0	90.2	105.3	100.0
OFFICE SUPPS.		T	96.8	101.1	100.0	80.5	103.8	100.0
OTHER RETAIL	654/655	M	101.5	99.6	100.0	103.6	98.2	100.0
DISTRIBUTION		F	97.6	101.7	100.0	101.4	98.9	100.0
		T	96.8	101.4	100.0	98.0	100.8	100.0
VARIOUS NON-FOOD	656	M	95.0	104.0	100.0	99.4	100.2	100.0
PRODUCTS		F	98.3	103.2	100.0	86.3	104.9	100.0
		T	96.0	106.0	100.0	84.3	105.6	100.0
RETAIL TRADE	64/653-656	M	101.4	98.6	100.0	104.2	97.5	100.0
		F	96.6	105.7	100.0	97.3	103.8	100.0
		T	97.5	103.3	100.0	87.0	103.0	100.0

TAB.C4

INDEX OF MEAN GROSS  
ANNUAL PAY OF FULL-TIME  
FEMALE EMPLOYEES  
ACCORDING TO ACTIVITY  
AND QUALIFICATION

( PAY OF FULL-TIME MALE = 100 )


INDICE DE LA REMUNERATION  
ANNUELLE BRUTE MOYENNE DES  
SALARIES FEMININS A TEMPS PLEIN  
SELON L ACTIVITE  
ET LA QUALIFICATION

( REM. DES SAL. MASC. A TEMPS PLEIN = 100 )

						S E X E	NACE	ACTIVITE
3A	3B	3	4A	4B	4			
100.0	100.0	100.0	100.0	100.0	100.0	M	611	MAT. PREM. AGR., ANIMAUX, TEXTILES
.	89.5	88.4	78.5	81.8	82.1	F		
100.0	100.0	100.0	100.0	100.0	100.0	M	612	COMBUSTIBLES, MINERAIS, PR. CHIMIQUES
98.5	92.8	93.0	104.2	98.3	91.8	F		
100.0	100.0	100.0	100.0	100.0	100.0	M	613	BOIS, MATERIAUX DE CONSTR.
-	95.5	95.4	88.4	88.8	87.4	F		
100.0	100.0	100.0	100.0	100.0	100.0	M	614	MACHINES, VEHICULES
.	91.4	91.6	88.8	88.7	87.8	F		
100.0	100.0	100.0	100.0	100.0	100.0	M	615	MEUBLES, ART. MENAGERS, QUINCAILLERIE
101.3	81.1	81.9	87.8	88.1	88.5	F		
100.0	100.0	100.0	100.0	100.0	100.0	M	616	TEXTILE, HABILLEMENT, CHAUSSURES
87.68	82.8	84.3	98.5	91.1	85.7	F		
100.0	100.0	100.0	100.0	100.0	100.0	M	617	PRODUITS ALIM., BOISSONS, TABAC
.	87.8	88.5	81.7	79.7	88.8	F		
-	-	-	-	-	-	M	617.6	PRODUITS DU TABAC
.	.	.	.	.	.	F		
100.0	100.0	100.0	100.0	100.0	100.0	M	618	PR. PHARM., MEDICAUX, D'ENTRETIEN
82.4	85.2	88.8	88.3	83.3	84.8	F		
100.0	100.0	100.0	100.0	100.0	100.0	M	618.1	PRODUITS PHARM.
.	88.8	88.7	87.8	82.4	82.4	F		
100.0	100.0	100.0	100.0	100.0	100.0	M	619	AUTRES COMMERCES DE GROS
.	84.8	85.5	85.3	83.8	86.5	F		
100.0	100.0	100.0	100.0	100.0	100.0	M	619.1/2	PAPIER, LIVRES, JOURNAUX
.	78.5	81.2	88.8	87.1	88.2	F		
100.0	100.0	100.0	100.0	100.0	100.0	M	61	COMMERCE DE GROS
87.8	88.7	81.2	88.2	84.6	85.8	F		
100.0	100.0	100.0	100.0	100.0	100.0	M	641/642	PR. ALIMENTAIRES, BOISSONS, TABAC
78.2	78.3	72.5	88.2	82.7	74.5	F		
100.0	100.0	100.0	100.0	100.0	100.0	M	643	PHARMACIES
84.8	81.3	82.8	83.7	71.6	75.5	F		
100.0	100.0	100.0	100.0	100.0	100.0	M	644	ART. MEDICAUX, PRODUITS D'ENTRETIEN
81.4	85.2	83.3	82.3	88.8	81.1	F		
100.0	100.0	100.0	100.0	100.0	100.0	M	645	ARTICLES D'HABILLEMENT
81.7	82.2	81.8	78.3	77.8	78.8	F		
100.0	100.0	100.0	100.0	100.0	100.0	M	646	CHAUSSURES, MAROQUINERIE
84.3	83.8	88.8	85.8	88.5	88.3	F		
100.0	100.0	100.0	100.0	100.0	100.0	M	647	TISSUS D'AMEUBLEMENT
78.7	88.8	78.3	78.2	78.7	74.8	F		
100.0	100.0	100.0	100.0	100.0	100.0	M	648/648	EQUIPEMENT DU FOYER
81.2	81.4	87.8	81.4	85.1	84.7	F		
100.0	100.0	100.0	100.0	100.0	100.0	M	653	LIVRES, JOURN., PAPIER, EQ. BUREAU
78.8	81.5	88.1	88.8	81.8	87.7	F		
100.0	100.0	100.0	100.0	100.0	100.0	M	654/655	AUTRES COMMERCES DE DETAIL
82.8	88.8	88.2	88.4	81.8	82.1	F		
100.0	100.0	100.0	100.0	100.0	100.0	M	656	PRODUITS DIVERS NON ALIMENT.
84.1	88.7	81.3	75.4	81.4	77.8	F		
100.0	100.0	100.0	100.0	100.0	100.0	M	64/653-658	COMMERCE DE DETAIL
73.7	82.8	77.3	71.8	81.7	78.7	F		



**Banking  
Banques**





**Series**  
**Série A**

TAB.A1

EMPLOYEES ACCORDING TO ACTIVITY,SEX,  
QUALIFICATION AND TYPE OF EMPLOYMENT

(THOUSANDS)		TYPE OF EMPLOYMENT: FULL-TIME								(MILLIERS)
ACTIVITY	NACE	SEX	QUALIFICATION							TOT.
			1	2	3	4	5	6	(*)	ENS.
CREDIT INSTS. WITH STAFF OF		M	0.1	0.5	0.8	0.5	0.7	0.2	-	2.7
		F	-	0.1	1.0	2.1	1.0	0.4	-	4.6
CIV. SERV. STATUS		T	0.1	0.7	1.7	2.6	1.7	0.6	-	7.3
CREDIT INSTS. WITH STAFF OF		M	6.4	22.9	45.9	18.1	33.1	21.0	-	147.3
		F	0.2	3.4	36.3	20.4	45.0	28.3	-	133.6
COLL. AGRT. STATUS		T	6.5	26.3	82.2	38.6	78.1	49.3	-	280.9
CREDIT INSTS. WITH STAFF OF		M	1.0	2.2	5.2	2.6	3.9	2.9	-	17.8
		F	-	0.6	2.8	2.3	5.8	3.2	-	14.8
OTHER STATUS		T	1.0	2.8	8.1	5.0	9.8	6.0	-	32.6
CREDIT INSTITUTIONS	812/813	M	7.4	25.6	51.9	21.3	37.7	24.0	-	167.9
		F	0.2	4.2	40.1	24.8	51.8	31.9	-	153.0
		T	7.6	29.7	92.0	46.1	89.5	56.0	-	320.9

(THOUSANDS)		TYPE OF EMPLOYMENT: PART-TIME								(MILLIERS)
ACTIVITY	NACE	SEX	QUALIFICATION							TOT.
			1	2	3	4	5	6	(*)	ENS.
CREDIT INSTS. WITH STAFF OF		M	-	-	-	-	-	-	-	0.2
		F	-	-	-	-	-	-	-	0.2
CIV. SERV. STATUS		T	-	-	-	-	-	-	-	0.5
CREDIT INSTS. WITH STAFF OF		M	-	-	-	-	-	0.3	-	2.7
		F	-	-	-	-	-	2.4	-	3.2
COLL. AGRT. STATUS		T	-	-	0.1	0.1	0.2	2.7	-	1.0
CREDIT INSTS. WITH STAFF OF		M	-	-	0.1	0.1	0.3	0.5	-	2.6
		F	-	-	-	0.1	0.5	1.9	-	3.6
OTHER STATUS		T	-	-	0.1	0.3	0.8	2.3	-	1.6
CREDIT INSTITUTIONS	812/813	M	0.1	-	0.1	0.2	0.3	0.8	-	5.4
		F	-	-	0.1	0.2	0.8	4.3	-	7.0
		T	0.1	0.1	0.2	0.4	1.1	5.1	-	-

(THOUSANDS)		TYPE OF EMPLOYMENT: ALL TYPES OF EMPLOYMENT								(MILLIERS)
ACTIVITY	NACE	SEX	QUALIFICATION							TOT.
			1	2	3	4	5	6	(*)	ENS.
CREDIT INSTS. WITH STAFF OF		M	0.1	0.5	0.8	0.5	0.7	0.2	-	2.7
		F	-	0.1	1.0	2.1	1.1	0.4	-	4.8
CIV. SERV. STATUS		T	0.1	0.7	1.7	2.6	1.7	0.6	-	7.5
CREDIT INSTS. WITH STAFF OF		M	6.4	22.9	45.9	18.2	33.1	21.3	-	147.9
		F	0.2	3.4	36.3	20.5	45.2	30.7	-	136.3
COLL. AGRT. STATUS		T	6.6	26.3	82.2	38.6	78.3	52.0	-	284.1
CREDIT INSTS. WITH STAFF OF		M	1.0	2.2	5.3	2.8	4.2	3.3	-	18.9
		F	-	0.6	2.9	2.5	6.3	5.0	-	17.4
OTHER STATUS		T	1.1	2.8	8.2	5.2	10.6	8.4	-	36.3
CREDIT INSTITUTIONS	812/813	M	7.5	25.6	52.0	21.5	38.0	24.8	-	169.5
		F	0.2	4.2	40.2	25.1	52.6	36.2	-	158.4
		T	7.7	29.8	92.2	46.5	90.6	61.0	-	327.9

TAB.A1

SALARIES SELON L ACTIVITE, LE SEXE, LA  
QUALIFICATION ET LE REGIME DE TRAVAIL

REGIME DE TRAVAIL: TEMPS PLEIN								(%)		
QUALIFICATION								S E X E	NACE	ACTIVITE
1	2	3	4	5	6	(*)	TOT. ENS.			
2.2	19.6	20.0	19.0	24.6	6.7	-	100.0	M	812/813	INST. DE CREDIT DONT PERSONNEL ASS. FONCT. INST. DE CREDIT DONT PERSONNEL BEN. CONV. COLLECT. INST. DE CREDIT DONT PERSONNEL AUTRES STATUTS INSTITUTIONS DE CREDIT
-	3.0	20.9	45.0	21.9	9.3	-	100.0	F		
0.0	0.1	23.5	35.4	22.9	0.3	-	100.0	T		
4.3	15.5	31.2	12.3	22.4	14.3	-	100.0	M		
0.1	2.6	27.1	15.3	33.7	21.2	-	100.0	F		
2.3	9.4	29.2	13.7	27.0	17.6	-	100.0	T		
5.0	12.2	29.4	14.7	22.1	16.0	-	100.0	M		
-	4.1	19.2	15.7	39.4	21.4	-	100.0	F		
3.2	0.5	24.7	15.2	29.9	18.4	-	100.0	T		
4.4	15.2	30.9	12.7	22.4	14.3	-	100.0	M		
0.1	2.7	26.2	16.2	33.9	20.9	-	100.0	F		
2.4	0.3	28.7	14.4	27.9	17.4	-	100.0	T		

REGIME DE TRAVAIL: TEMPS PARTIEL								(%)		
QUALIFICATION								S E X E	NACE	ACTIVITE
1	2	3	4	5	6	(*)	TOT. ENS.			
-	-	-	-	-	-	-	100.0	M	812/813	INST. DE CREDIT DONT PERSONNEL ASS. FONCT. INST. DE CREDIT DONT PERSONNEL BEN. CONV. COLLECT. INST. DE CREDIT DONT PERSONNEL AUTRES STATUTS INSTITUTIONS DE CREDIT
-	-	-	-	-	-	-	100.0	F		
-	-	-	-	-	-	-	100.0	T		
-	-	-	-	-	64.3	-	100.0	M		
-	-	-	-	7.7	00.3	-	100.0	F		
-	-	2.3	2.7	7.5	04.5	-	100.0	T		
-	-	7.8	14.2	29.2	44.0	-	100.0	M		
-	-	-	4.9	19.1	73.2	-	100.0	F		
-	-	3.0	7.6	22.0	64.8	-	100.0	T		
5.0	-	7.6	11.3	21.4	51.4	-	100.0	M		
-	-	2.6	4.4	14.1	78.0	-	100.0	F		
1.4	1.0	3.3	8.0	15.7	72.7	-	100.0	T		

REGIME DE TRAVAIL: ENS. DES REGIMES DE TRAVAIL								(%)		
QUALIFICATION								S E X E	NACE	ACTIVITE
1	2	3	4	5	6	(*)	TOT. ENS.			
2.2	19.4	27.7	18.9	24.4	7.4	-	100.0	M	812/813	INST. DE CREDIT DONT PERSONNEL ASS. FONCT. INST. DE CREDIT DONT PERSONNEL BEN. CONV. COLLECT. INST. DE CREDIT DONT PERSONNEL AUTRES STATUTS INSTITUTIONS DE CREDIT
-	2.9	20.5	44.7	22.6	9.2	-	100.0	F		
0.0	0.9	23.2	35.3	23.2	0.6	-	100.0	T		
4.4	15.5	31.1	12.3	22.4	14.4	-	100.0	M		
0.1	2.5	26.6	15.0	33.2	22.5	-	100.0	F		
2.3	9.3	29.9	13.6	27.8	16.3	-	100.0	T		
5.5	11.6	28.2	14.7	22.5	17.6	-	100.0	M		
-	3.5	16.7	14.1	36.4	29.1	-	100.0	F		
3.0	7.7	22.7	14.4	20.1	23.1	-	100.0	T		
4.4	15.1	30.7	12.7	22.4	14.7	-	100.0	M		
0.1	2.7	25.4	15.6	33.2	22.0	-	100.0	F		
2.4	0.1	28.1	14.2	27.8	18.8	-	100.0	T		

TAB. A2

EMPLOYEES ACCORDING TO ACTIVITY, SEX,  
SIZE OF ENTERPRISE AND TYPE OF  
EMPLOYMENT

(%) TYPE OF EMPLOYMENT: FULL-TIME

ACTIVITY	NACE	SEX	SIZE OF ENTERPRISE (NUMBER OF EMPLOYEES)								
			10	20	50	100	200	500	1000	2000	>=
			19	49	99	199	499	999	1999	4999	5000
CREDIT INSTS. WITH STAFF OF CIV. SERV. STATUS	812/813	M	-	0.6	-	-	5.9	-	39.5	-	53.7
CREDIT INSTS.		F	0.2	0.4	-	-	6.9	-	17.3	-	75.4
CREDIT INSTS.		T	0.2	0.4	-	-	6.5	-	25.5	-	67.3
WITH STAFF OF COLL. AGRT. STATUS		M	0.2	0.6	0.6	2.9	11.4	21.3	7.5	10.1	45.4
CREDIT INSTS.		F	0.1	0.7	0.7	2.7	9.1	16.5	8.7	10.2	51.2
CREDIT INSTS.		T	0.2	0.7	0.7	2.8	10.3	19.0	8.1	10.1	48.1
WITH STAFF OF OTHER STATUS		M	4.2	12.1	21.3	8.3	14.8	9.8	21.2	8.4	-
CREDIT INSTS.		F	5.4	9.3	14.6	7.2	17.3	7.1	29.7	9.5	-
CREDIT INSTS.		T	4.7	10.8	18.2	7.8	15.9	8.6	25.1	8.9	-
CREDIT INSTITUTIONS		M	0.6	1.9	2.8	3.5	11.6	19.8	9.4	9.7	40.7
		F	0.6	1.5	2.1	3.0	9.8	15.1	11.0	9.8	47.0
		T	0.6	1.7	2.5	3.3	10.8	17.5	10.2	9.8	43.7

(%) TYPE OF EMPLOYMENT: PART-TIME

ACTIVITY	NACE	SEX	SIZE OF ENTERPRISE (NUMBER OF EMPLOYEES)								
			10	20	50	100	200	500	1000	2000	>=
			19	49	99	199	499	999	1999	4999	5000
CREDIT INSTS. WITH STAFF OF CIV. SERV. STATUS	812/813	M	-	-	-	-	-	-	-	-	-
CREDIT INSTS.		F	-	-	-	-	-	-	-	-	86.1
CREDIT INSTS.		T	-	-	-	-	-	-	-	-	74.8
WITH STAFF OF COLL. AGRT. STATUS		M	-	3.0	3.4	11.4	18.4	22.1	18.5	8.5	-
CREDIT INSTS.		F	-	3.5	3.2	6.9	22.7	38.8	14.1	-	-
CREDIT INSTS.		T	-	3.5	3.2	6.9	22.0	36.1	14.8	9.6	-
WITH STAFF OF OTHER STATUS		M	12.1	31.2	31.7	5.9	5.2	6.7	7.2	-	-
CREDIT INSTS.		F	12.4	20.4	25.4	5.7	10.1	9.6	11.6	4.9	-
CREDIT INSTS.		T	12.3	23.5	27.2	5.8	8.7	8.8	10.3	3.5	-
CREDIT INSTITUTIONS		M	8.0	22.7	21.9	7.6	9.4	11.6	12.2	-	-
		F	6.0	11.2	13.7	5.8	16.2	23.8	12.8	6.5	4.0
		T	6.5	13.7	15.6	6.2	14.7	21.0	12.6	6.2	3.5

(%) TYPE OF EMPLOYMENT: ALL TYPES OF EMPLOYMENT

ACTIVITY	NACE	SEX	SIZE OF ENTERPRISE (NUMBER OF EMPLOYEES)								
			10	20	50	100	200	500	1000	2000	>=
			19	49	99	199	499	999	1999	4999	5000
CREDIT INSTS. WITH STAFF OF CIV. SERV. STATUS	812/813	M	-	0.5	-	-	5.9	-	40.0	-	53.2
CREDIT INSTS.		F	0.2	0.4	-	-	6.9	-	17.0	-	75.7
CREDIT INSTS.		T	0.2	0.4	-	-	6.5	-	25.4	-	67.5
WITH STAFF OF COLL. AGRT. STATUS		M	0.2	0.7	0.6	3.0	11.4	21.3	7.5	10.1	45.2
CREDIT INSTS.		F	0.2	0.7	0.8	2.8	9.4	17.0	8.8	10.2	50.3
CREDIT INSTS.		T	0.2	0.7	0.7	2.9	10.4	19.2	8.1	10.1	47.6
WITH STAFF OF OTHER STATUS		M	4.7	13.2	21.8	8.1	14.2	9.6	20.4	7.9	-
CREDIT INSTS.		F	6.4	10.9	16.2	7.0	16.2	7.5	27.1	8.8	-
CREDIT INSTS.		T	5.5	12.1	19.1	7.6	15.2	8.6	23.6	8.4	-
CREDIT INSTITUTIONS		M	0.7	2.0	3.0	3.5	11.6	19.7	9.5	9.7	40.3
		F	0.8	1.8	2.5	3.1	10.0	15.4	11.0	9.7	45.5
		T	0.7	2.0	2.7	3.3	10.8	17.6	10.2	9.7	42.8

TAB. A2

SALARIES SELON L'ACTIVITE, LE SEXE  
LA TAILLE DE L'ENTREPRISE ET LE  
REGIME DE TRAVAIL

REGIME DE TRAVAIL: TEMPS PLEIN

(%)

TAILLE DE L'ENTREPRISE (NOMBRE DE SALARIES)								S E X E	NACE	ACTIVITE
10	50	100	200	500	>=	TOT.				
-	-	-	-	-	-	(*)	ENS.			
0.0	-	-	5.9	-	93.2	-	100.0	M		INST. DE CREDIT
0.4	-	-	6.0	-	92.7	-	100.0	F		DONT PERSONNEL
0.6	-	-	6.5	-	92.0	-	100.0	T		ASS. FONCT.
0.0	0.0	2.0	11.4	21.3	62.0	-	100.0	M		INST. DE CREDIT
0.0	0.7	2.7	9.1	16.5	70.1	-	100.0	F		DONT PERSONNEL
0.0	0.7	2.0	10.3	19.0	68.3	-	100.0	T		BEN. CONV. COLLECT.
16.3	21.3	6.3	14.0	9.8	29.6	-	100.0	M		INST. DE CREDIT
14.0	14.0	7.2	17.3	7.1	39.2	-	100.0	F		DONT PERSONNEL
15.0	18.2	7.0	15.0	8.6	34.0	-	100.0	T		AUTRES STATUTS
2.5	2.0	3.5	11.6	10.0	59.0	-	100.0	M	812/813	INSTITUTIONS
2.2	2.1	3.0	9.0	15.1	67.0	-	100.0	F		DE CREDIT
2.3	2.5	3.3	10.0	17.5	63.7	-	100.0	T		

REGIME DE TRAVAIL: TEMPS PARTIEL

(%)

TAILLE DE L'ENTREPRISE (NOMBRE DE SALARIES)								S E X E	NACE	ACTIVITE
10	50	100	200	500	>=	TOT.				
-	-	-	-	-	-	(*)	ENS.			
-	-	-	-	-	93.7	-	100.0	M		INST. DE CREDIT
-	-	-	-	-	94.5	-	100.0	F		DONT PERSONNEL
-	-	-	-	-	39.2	-	100.0	T		ASS. FONCT.
3.3	3.4	11.4	18.4	22.1	39.2	-	100.0	M		INST. DE CREDIT
3.7	3.2	6.1	22.7	30.0	25.0	-	100.0	F		DONT PERSONNEL
43.3	31.7	5.0	5.2	6.7	20.0	-	100.0	T		BEN. CONV. COLLECT.
32.7	25.4	5.7	10.1	8.6	16.5	-	100.0	M		INST. DE CREDIT
35.0	27.2	5.0	9.7	8.0	13.6	-	100.0	F		DONT PERSONNEL
30.7	21.0	7.6	9.4	11.6	18.0	-	100.0	T		AUTRES STATUTS
17.2	13.7	5.0	16.2	23.0	23.3	-	100.0	M	812/813	INSTITUTIONS
20.2	15.6	6.2	14.7	21.0	22.3	-	100.0	F		DE CREDIT

REGIME DE TRAVAIL: ENS. DES REGIMES DE TRAVAIL

(%)

TAILLE DE L'ENTREPRISE (NOMBRE DE SALARIES)								S E X E	NACE	ACTIVITE
10	50	100	200	500	>=	TOT.				
-	-	-	-	-	-	(*)	ENS.			
0.0	-	-	5.9	-	93.3	-	100.0	M		INST. DE CREDIT
0.4	-	-	6.0	-	92.7	-	100.0	F		DONT PERSONNEL
0.6	-	-	6.5	-	92.0	-	100.0	T		ASS. FONCT.
0.0	0.0	3.0	11.4	21.3	62.0	-	100.0	M		INST. DE CREDIT
0.0	0.0	2.0	9.4	17.0	60.2	-	100.0	F		DONT PERSONNEL
0.0	0.7	2.0	10.4	19.2	65.0	-	100.0	T		BEN. CONV. COLLECT.
17.0	21.0	6.1	14.2	9.0	26.3	-	100.0	M		INST. DE CREDIT
17.3	16.2	7.0	16.2	7.5	35.0	-	100.0	F		DONT PERSONNEL
17.6	18.1	7.6	15.2	8.0	31.0	-	100.0	T		AUTRES STATUTS
2.7	3.0	3.5	11.6	10.7	59.5	-	100.0	M	812/813	INSTITUTIONS
2.7	2.5	3.1	10.0	15.4	66.3	-	100.0	F		DE CREDIT
2.7	2.7	3.3	10.0	17.0	62.0	-	100.0	T		

TAB. A3

EMPLOYEES ACCORDING TO ACTIVITY, SEX,  
AGE AND TYPE OF EMPLOYMENT.

(%) TYPE OF EMPLOYMENT: FULL-TIME

ACTIVITY	NACE	SEX	AGE (COMPLETED YEARS)											TOG. ENS.	
			< 16	16-17	18-20	21-24	25-29	30-34	35-39	40-44	45-49	50-54	55-59		>= 60
			16	17	20	24	29	34	39	44	49	54	59		60
CREDIT INSTS. WITH STAFF OF CIV. SERV. STATUS CREDIT INSTS. WITH STAFF OF COLL. AGRT. STATUS CREDIT INSTS. WITH STAFF OF OTHER STATUS CREDIT INSTITUTIONS	812/813	M	-	-	6.0	14.5	20.7	13.2	8.4	7.9	12.2	9.7	4.6	3.1	100.0
		F	-	-	7.4	17.6	19.3	9.6	7.3	7.6	9.5	13.4	3.2	4.0	100.0
		T	-	-	6.9	16.4	19.8	10.9	7.7	7.7	10.5	12.0	3.7	3.7	100.0
		M	-	0.5	4.2	17.5	25.8	12.7	8.8	7.4	7.6	6.8	4.0	4.1	100.0
		F	-	0.8	10.8	23.9	23.9	10.6	6.4	6.4	7.8	5.5	1.9	1.6	100.0
		T	-	0.7	7.3	20.5	24.9	11.7	7.7	6.9	7.7	6.2	3.0	2.9	100.0
		M	-	0.3	2.9	15.4	27.5	15.1	10.0	7.3	6.7	6.5	2.9	4.9	100.0
		F	-	0.8	7.8	22.0	25.0	11.9	9.1	6.8	6.0	6.0	2.6	1.5	100.0
		T	-	0.5	5.2	18.4	26.4	13.7	9.6	7.1	6.4	6.3	2.7	3.4	100.0
		M	-	0.5	4.1	17.2	25.9	13.0	8.9	7.4	7.6	6.8	3.8	4.2	100.0
		F	-	0.8	10.4	23.6	23.9	10.7	6.7	6.5	7.7	5.8	2.0	1.6	100.0
		T	-	0.6	7.1	20.2	24.9	11.9	7.9	7.0	7.6	6.3	3.0	3.0	100.0

(%) TYPE OF EMPLOYMENT: PART-TIME

ACTIVITY	NACE	SEX	AGE (COMPLETED YEARS)											TOG. ENS.	
			< 16	16-17	18-20	21-24	25-29	30-34	35-39	40-44	45-49	50-54	55-59		>= 60
			16	17	20	24	29	34	39	44	49	54	59		60
CREDIT INSTS. WITH STAFF OF CIV. SERV. STATUS CREDIT INSTS. WITH STAFF OF COLL. AGRT. STATUS CREDIT INSTS. WITH STAFF OF OTHER STATUS CREDIT INSTITUTIONS	812/813	M	-	-	-	-	-	-	-	-	-	-	-	-	100.0
		F	-	-	-	-	-	-	-	-	-	-	-	-	100.0
		T	-	-	-	-	-	-	-	-	-	-	-	-	100.0
		M	-	-	-	-	10.5	-	-	-	-	-	14.7	26.9	100.0
		F	-	-	3.0	4.7	9.8	5.9	9.9	12.7	13.1	13.8	9.5	15.8	100.0
		T	-	-	3.4	4.9	9.9	5.1	9.9	11.3	11.8	13.4	10.3	17.5	100.0
		M	-	-	-	-	-	-	5.9	8.4	8.0	10.0	10.8	47.0	100.0
		F	-	-	-	2.9	5.3	9.0	13.4	10.9	13.5	15.9	8.7	18.5	100.0
		T	-	-	-	3.5	3.9	7.5	11.3	10.2	11.9	14.2	9.3	26.7	100.0
		M	-	-	-	5.8	3.8	-	7.0	6.8	6.8	11.0	11.9	39.8	100.0
		F	-	-	2.1	4.0	8.4	7.7	12.0	11.5	12.9	14.4	8.8	16.9	100.0
		T	-	-	2.0	4.4	7.4	6.6	10.9	10.4	11.6	13.6	9.5	22.0	100.0

(%) TYPE OF EMPLOYMENT: ALL TYPES OF EMPLOYMENT

ACTIVITY	NACE	SEX	AGE (COMPLETED YEARS)											TOG. ENS.	
			< 16	16-17	18-20	21-24	25-29	30-34	35-39	40-44	45-49	50-54	55-59		>= 60
			16	17	20	24	29	34	39	44	49	54	59		60
CREDIT INSTS. WITH STAFF OF CIV. SERV. STATUS CREDIT INSTS. WITH STAFF OF COLL. AGRT. STATUS CREDIT INSTS. WITH STAFF OF OTHER STATUS CREDIT INSTITUTIONS	812/813	M	-	-	6.0	14.8	20.5	13.1	8.3	7.8	12.1	10.0	4.5	3.0	100.0
		F	-	-	7.1	17.3	19.9	9.8	7.9	7.3	9.2	13.0	3.1	4.2	100.0
		T	-	-	6.7	16.4	20.1	11.0	8.0	7.5	10.2	11.9	3.6	3.8	100.0
		M	-	0.5	4.2	17.4	25.8	12.7	8.8	7.4	7.6	6.8	4.0	4.2	100.0
		F	-	0.8	10.6	23.6	23.6	10.5	6.5	6.6	7.9	5.7	2.0	1.8	100.0
		T	-	0.7	7.3	20.4	24.7	11.6	7.7	7.0	7.8	6.3	3.1	3.1	100.0
		M	-	0.3	2.8	14.9	26.0	14.5	9.8	7.4	6.8	6.7	3.3	7.2	100.0
		F	-	0.6	6.8	19.2	22.1	11.5	9.7	7.4	7.1	7.4	3.5	4.0	100.0
		T	-	0.5	4.7	16.9	24.1	13.0	9.7	7.4	6.9	7.1	3.4	5.7	100.0
		M	-	0.5	4.1	17.1	25.7	12.9	8.9	7.4	7.6	6.9	3.9	4.5	100.0
		F	-	0.8	10.1	22.9	23.4	10.6	6.9	6.7	7.8	6.1	2.2	2.1	100.0
		T	-	0.6	7.0	19.9	24.6	11.8	7.9	7.0	7.7	6.5	3.1	3.4	100.0

TAB. A3

SALARIES SELON L'ACTIVITE, LE SEXE,  
L'AGE ET LE REGIME DE TRAVAIL.

REGIME DE TRAVAIL: TEMPS PLEIN

(%)

AGE (ANNEES REVOLUES)							S E X E	NACE	ACTIVITE
< 21	21 20	30 44	45 54	>=	(*)	TOT. ENS.			
8.0	35.1	29.4	21.0	7.6	-	100.0	M	812/813	INST. DE CREDIT DONT PERSONNEL ASS. FONCT. INST. DE CREDIT DONT PERSONNEL BEN. CONV. COLLECT. INST. DE CREDIT DONT PERSONNEL AUTRES STATUTS INSTITUTIONS DE CREDIT
8.5	36.0	24.5	22.9	7.3	-	100.0	F		
7.8	36.2	26.3	22.5	7.4	-	100.0	T		
4.7	43.3	28.8	14.4	8.0	0.6	100.0	M		
11.6	47.0	23.5	13.3	3.4	0.3	100.0	F		
8.0	45.5	26.3	13.0	5.9	0.5	100.0	T		
3.2	43.0	32.4	13.2	7.8	0.4	100.0	M		
8.6	47.0	27.0	12.0	4.1	0.6	100.0	F		
5.7	44.8	30.3	12.7	6.1	0.5	100.0	T		
4.6	43.1	29.2	14.4	8.0	0.6	100.0	M		
11.2	47.4	23.9	13.5	3.6	0.4	100.0	F		
7.7	45.2	26.7	14.0	5.9	0.5	100.0	T		

## REGIME DE TRAVAIL: TEMPS PARTIEL

(%)

AGE (ANNEES REVOLUES)							S E X E	NACE	ACTIVITE
< 21	21 20	30 44	45 54	>=	(*)	TOT. ENS.			
-	-	-	-	-	-	100.0	M	812/813	INST. DE CREDIT DONT PERSONNEL ASS. FONCT. INST. DE CREDIT DONT PERSONNEL BEN. CONV. COLLECT. INST. DE CREDIT DONT PERSONNEL AUTRES STATUTS INSTITUTIONS DE CREDIT
-	-	-	-	-	-	100.0	F		
-	-	-	-	-	-	100.0	T		
3.7	16.2	14.5	16.0	41.6	-	100.0	M		
4.1	14.5	28.5	26.9	25.3	-	100.0	F		
-	14.0	26.3	25.1	27.9	-	100.0	T		
-	-	18.1	18.0	57.8	-	100.0	M		
-	8.2	33.3	29.4	27.2	-	100.0	F		
-	7.4	28.9	28.1	36.0	-	100.0	T		
-	9.6	18.7	17.8	51.7	-	100.0	M		
2.4	12.4	31.2	27.3	25.7	-	100.0	F		
2.3	11.6	27.8	25.2	31.6	1.2	100.0	T		

## REGIME DE TRAVAIL: ENS. DES REGIMES DE TRAVAIL

(%)

AGE (ANNEES REVOLUES)							S E X E	NACE	ACTIVITE
< 21	21 20	30 44	45 54	>=	(*)	TOT. ENS.			
8.0	35.2	29.2	22.1	7.6	-	100.0	M	812/813	INST. DE CREDIT DONT PERSONNEL ASS. FONCT. INST. DE CREDIT DONT PERSONNEL BEN. CONV. COLLECT. INST. DE CREDIT DONT PERSONNEL AUTRES STATUTS INSTITUTIONS DE CREDIT
8.2	37.2	25.1	22.2	7.3	-	100.0	F		
7.4	36.5	26.8	22.1	7.4	-	100.0	T		
4.0	43.2	28.8	14.4	8.2	0.6	100.0	M		
11.4	47.2	23.8	13.6	3.9	0.4	100.0	F		
8.0	45.1	26.3	14.0	6.1	0.5	100.0	T		
3.1	40.0	31.8	13.5	10.6	0.4	100.0	M		
7.5	41.2	28.6	14.6	7.5	0.6	100.0	F		
5.2	41.1	30.2	14.0	8.1	0.5	100.0	T		
4.6	42.8	29.1	14.5	8.4	0.6	100.0	M		
10.8	46.2	24.2	13.8	4.4	0.4	100.0	F		
7.8	44.5	26.7	14.2	6.5	0.5	100.0	T		

**TAB. A4**

**EMPLOYEES ACCORDING TO ACTIVITY, SEX,  
LENGTH OF SERVICE IN ENTERPRISE AND  
TYPE OF EMPLOYMENT**

(%)

ACTIVITY	NACE	SEX	TYPE OF EMPLOYMENT		REGIME DE TRAVAIL				TYPE OF EMPLOYMENT			
			FULL-TIME		TEMPS PLEIN				PART-TIME			
			LENGTH OF SERVICE IN ENTERPRISE (COMPLETED YEARS)									
		< 2	2 - 4	5 - 9	10 - 19	>= 20	(*)	TOT. ENS.	< 2	2 - 4	5 - 9	
CREDIT INSTS. WITH STAFF OF CIV. SERV. STATUS		M	15.4	23.2	18.8	15.8	26.9	-	100.0	-	-	-
		F	13.1	18.4	20.2	15.6	32.6	-	100.0	-	-	-
		T	14.0	20.2	19.7	15.7	30.5	-	100.0	-	-	-
CREDIT INSTS. WITH STAFF OF COLL. AGRT. STATUS		M	15.5	26.3	21.3	21.3	14.9	0.7	100.0	40.6	25.5	20.3
		F	19.1	25.6	23.0	18.5	12.6	1.1	100.0	34.8	29.1	22.9
		T	17.2	26.0	22.1	19.9	13.8	0.9	100.0	35.7	28.5	22.5
CREDIT INSTS. WITH STAFF OF OTHER STATUS		M	20.0	25.3	23.8	20.6	9.7	0.7	100.0	17.1	21.9	19.0
		F	24.1	26.1	23.7	18.5	7.3	-	100.0	25.1	28.2	23.5
		T	21.8	25.6	23.7	19.7	8.6	0.5	100.0	22.8	26.4	22.2
CREDIT INSTITUTIONS	812/813	M	15.9	26.1	21.5	21.1	14.5	0.7	100.0	25.1	22.8	19.1
		F	19.4	25.5	23.0	18.4	12.7	1.0	100.0	29.9	28.1	23.6
		T	17.6	25.8	22.2	19.8	13.7	0.8	100.0	28.8	26.9	22.6

**TAB. A5**

**EMPLOYEES ACCORDING TO ACTIVITY, SEX,  
SYSTEM OF PAYMENT AND TYPE OF EMPLOYMENT**

(%)

ACTIVITY	NACE	SEX	TYPE OF EMPLOYMENT		REGIME DE TRAVAIL				TYPE OF EMPLOYMENT			
			FULL-TIME		TEMPS PLEIN				PART-TIME			
			SYSTEM OF PAYMENT									
		PAID ON COMM.	REM. A LA COM.	NOT PAID ON COMM.	NON REM ON A LA COM.	(*)	TOT. ENS.	PAID ON COMM.	REM. A LA COM.	NOT PAID ON COMM.	NON REM ON A LA COM.	
CREDIT INSTS. WITH STAFF OF CIV. SERV. STATUS		M	-	-	100.0	-	-	100.0	-	-	-	-
		F	-	-	100.0	-	-	100.0	-	-	-	100.0
		T	-	-	100.0	-	-	100.0	-	-	-	100.0
CREDIT INSTS. WITH STAFF OF COLL. AGRT. STATUS		M	2.5	-	97.4	-	-	100.0	-	-	-	100.0
		F	1.9	-	98.1	-	-	100.0	-	-	-	99.6
		T	2.2	-	97.7	-	-	100.0	-	-	-	99.7
CREDIT INSTS. WITH STAFF OF OTHER STATUS		M	1.8	-	98.0	-	-	100.0	16.9	-	-	82.5
		F	-	-	99.6	-	-	100.0	5.6	-	-	84.2
		T	1.1	-	98.7	0.2	-	100.0	8.8	-	-	90.8
CREDIT INSTITUTIONS	812/813	M	2.4	-	97.5	-	-	100.0	11.2	-	-	88.4
		F	1.7	-	98.3	-	-	100.0	2.7	-	-	97.0
		T	2.1	-	97.9	0.0	-	100.0	4.6	-	-	85.1



TAB. A4

SALARIES SELON L ACTIVITE, LE SEXE,  
L ANCIENNETE DANS L ENTREPRISE ET  
LE REGIME DE TRAVAIL

(2)

REGIME DE TRAVAIL		ALLTYPES		ENS. DES REGIMES							S E X E	NACE	ACTIVITE
TEMPS PARTIEL		OF EMPLOYMENT		DE TRAVAIL									
ANCIENNETE DANS L ENTREPRISE (ANNEES REVOLUES)													
10	>=	(*)	TOT.	<	2	5	10	>=	(*)	TOT.	M F T M F T M F M F T	812/813	
10	20		ENS.	2	4	8	19	20	ENS.				
-	-	-	100.0	15.7	23.0	18.6	16.1	26.6	-	100.0			INST. DE CREDIT
-	-	-	100.0	13.5	18.1	20.8	15.8	31.8	-	100.0			DONT PERSONNEL
-	-	-	100.0	14.3	19.9	20.0	15.9	29.9	-	100.0			ASS. FONCT.
10.0	-	-	100.0	15.5	26.3	21.3	21.2	14.8	0.7	100.0			INST. DE CREDIT
8.1	1.8	3.3	100.0	19.5	25.7	23.0	18.3	12.4	1.1	100.0			DONT PERSONNEL
8.5	2.0	2.8	100.0	17.4	26.0	22.1	19.8	13.7	0.9	100.0			REN. CONV. COLLECT.
24.5	15.1	-	100.0	19.8	25.1	23.5	20.8	10.0	0.8	100.0			INST. DE CREDIT
18.4	2.5	2.3	100.0	24.2	26.4	23.7	18.5	6.6	0.6	100.0			DONT PERSONNEL
20.1	6.2	2.4	100.0	21.9	25.7	23.6	19.7	8.4	0.7	100.0			AUTRES STATUTS
20.4	10.8	-	100.0	16.0	26.1	21.5	21.1	14.5	0.7	100.0			INSTITUTIONS
13.3	2.4	2.7	100.0	19.8	25.5	23.0	18.2	12.4	1.0	100.0			DE CREDIT
14.9	4.3	2.5	100.0	17.8	25.8	22.2	19.7	13.5	0.9	100.0			

TAB. A5

EMPLOYES SELON L ACTIVITE, LE SEXE,  
LE SYSTEME DE REMUNERATION ET LE  
REGIME DE TRAVAIL

(2)

REGIME DE TRAVAIL		ALLTYPES		ENS. DES REGIMES							S E X E	NACE	ACTIVITE		
TEMPS PARTIEL		OF EMPLOYMENT		DE TRAVAIL											
SYSTEME DE REMUNERATION															
(*)	TOT.	PAID	REM.	NOT	NON REM						(*)	TOT.	M F T M F T M F M F T	812/813	
	ENS.	ON	A LA	PAID	ON A LA						ENS.				
		COMM.	COM.	COMM.	COM.										
-	100.0	-	-	100.0	-	100.0	-	-	-	-	100.0			INST. DE CREDIT	
-	100.0	-	-	100.0	-	100.0	-	-	-	-	100.0			DONT PERSONNEL	
-	100.0	2.5	-	97.5	-	-	-	-	-	-	100.0			ASS. FONCT.	
-	100.0	1.8	-	98.1	-	-	-	-	-	-	100.0			INST. DE CREDIT	
-	100.0	2.2	-	97.8	-	-	-	-	-	-	100.0			DONT PERSONNEL	
-	100.0	2.7	-	97.1	-	-	-	-	-	-	100.0			REN. CONV. COLLECT.	
-	100.0	1.8	-	98.0	-	-	-	-	-	-	100.0			INST. DE CREDIT	
-	100.0	1.8	-	97.9	-	-	-	-	-	-	100.0			DONT PERSONNEL	
-	100.0	2.5	-	97.5	-	-	-	-	-	0.2	100.0			AUTRES STATUTS	
-	100.0	1.7	-	98.2	-	-	-	-	-	-	100.0			INSTITUTIONS	
-	100.0	2.1	-	97.8	-	-	-	-	-	0.0	100.0			DE CREDIT	

TAB.A6

AGE : MEAN (M) AND COEFFICIENT OF VARIATION (CV) ACCORDING TO ACTIVITY, SEX, QUALIFICATION AND TYPE OF EMPLOYMENT

M TYPE OF EMPLOYMENT: FULL-TIME

ACTIVITY	NACE	SEX	QUALIFICATION							TOG. ENS.
			1	2	3	4	5	6	(*)	
CREDIT INSTS. WITH STAFF OF CIV. SERV. STATUS	812/813	M	50.2	38.8	37.2	35.1	27.7	19.6	-	33.9
		F	-	38.2#	39.2	37.9	23.9	18.7	-	33.3
		T	50.2	38.7	38.3	37.4	25.4	19.0	-	33.5
CREDIT INSTS. WITH STAFF OF COLL. AGRT. STATUS		M	45.4	38.9	33.1	31.0	27.4	28.2	-	32.3
		F	43.2	41.2	36.3	31.0	25.6	22.7	-	29.1
		T	45.3	39.2	34.5	31.0	26.4	25.0	-	30.8
CREDIT INSTS. WITH STAFF OF OTHER STATUS		M	45.7	38.0	33.8	28.5	27.9	31.2	-	32.5
		F	-	37.2	35.1	30.2	27.8	26.7	-	29.7
		T	45.5	37.8	34.2	29.3	27.8	28.8	-	31.2
CREDIT INSTITUTIONS		M	45.5	38.8	33.3	30.8	27.5	28.4	-	32.4
		F	42.7	40.5	36.2	31.5	25.8	23.1	-	29.3
		T	45.4	39.0	34.6	31.2	26.5	25.4	-	30.9

M TYPE OF EMPLOYMENT: PART-TIME

ACTIVITY	NACE	SEX	QUALIFICATION							TOG. ENS.
			1	2	3	4	5	6	(*)	
CREDIT INSTS. WITH STAFF OF CIV. SERV. STATUS	812/813	M	-	-	-	-	-	-	-	30.9#
		F	-	-	-	-	-	-	-	31.4#
		T	-	-	-	-	-	-	-	45.2
CREDIT INSTS. WITH STAFF OF COLL. AGRT. STATUS		M	-	-	-	-	32.5#	43.8	-	42.6
		F	-	-	-	-	34.7#	44.0	-	43.0
		T	-	-	43.3#	-	-	-	-	43.0
CREDIT INSTS. WITH STAFF OF OTHER STATUS		M	-	-	54.5	58.1	54.3	50.5	-	53.2
		F	-	-	-	40.7#	41.7	45.7	-	44.7
		T	-	-	51.5	50.1	46.5	46.6	-	47.2
CREDIT INSTITUTIONS		M	50.7	-	51.7#	54.7	53.7	48.1	-	50.5
		F	-	-	44.2#	38.1	37.8	44.6	-	43.3
		T	49.8#	46.0#	48.1	45.0	42.6	45.1	-	44.9

M TYPE OF EMPLOYMENT: ALL TYPES OF EMPLOYMENT

ACTIVITY	NACE	SEX	QUALIFICATION							TOG. ENS.
			1	2	3	4	5	6	(*)	
CREDIT INSTS. WITH STAFF OF CIV. SERV. STATUS	812/813	M	50.2	38.8	37.2	35.1	27.7	21.4#	-	33.9
		F	-	38.2#	39.1	37.9	23.9	18.8	-	33.3
		T	48.8	38.7	38.3	37.4	25.4	19.6	-	33.5
CREDIT INSTS. WITH STAFF OF COLL. AGRT. STATUS		M	45.4	38.9	33.2	31.0	27.4	28.4	-	32.4
		F	43.2	41.2	36.3	31.0	25.7	24.3	-	28.4
		T	45.3	39.2	34.5	31.0	26.4	26.0	-	30.9
CREDIT INSTS. WITH STAFF OF OTHER STATUS		M	46.0	38.1	34.1	30.1	29.7	33.8	-	33.6
		F	-	37.5	35.4	30.8	28.8	33.8	-	32.0
		T	45.9	38.0	34.5	30.4	29.2	33.8	-	32.8
CREDIT INSTITUTIONS		M	45.5	38.8	33.3	31.0	27.7	29.1	-	32.5
		F	42.4	40.6	36.3	31.5	26.0	25.6	-	29.8
		T	45.4	39.0	34.6	31.3	26.7	27.0	-	31.2

TAB.A6

AGE : MOYENNE (M) ET COEFFICIENT DE VARIATION (CV) SELON L ACTIVITE, LE SEXE, LA QUALIFICATION ET LE REGIME DE TRAVAIL

REGIME DE TRAVAIL: TEMPS PLEIN

CV

QUALIFICATION								TOG. ENS.	S E X E	NACE	ACTIVITE
1	2	3	4	5	6	(*)					
12.7	26.5	31.6	33.1	34.5	26.7	-	35.8	M		INST. DE CREDIT DONT PERSONNEL ASS. FONCT. INST. DE CREDIT DONT PERSONNEL BEN. CONV. COLLECT. INST. DE CREDIT DONT PERSONNEL AUTRES STATUTS INSTITUTIONS DE CREDIT	
-	34.78	28.9	31.7	27.1	28.2	-	38.6	F			
12.7	28.3	30.1	32.1	31.8	27.8	-	37.6	T			
18.9	23.6	30.2	37.4	42.1	51.8	-	37.4	M			
20.5	23.6	28.3	32.8	35.6	40.0	-	38.2	F			
18.9	23.7	28.7	35.0	38.9	48.1	-	38.1	T			
20.7	26.1	28.0	31.6	39.5	45.6	-	36.1	M			
-	25.2	28.7	34.8	35.0	44.0	-	36.7	F			
20.7	28.8	28.0	33.3	36.8	45.7	-	36.6	T			
18.1	23.9	30.1	36.9	41.7	51.2	-	37.3	M	812/813		
18.9	24.5	28.4	33.5	35.5	48.9	-	38.1	F			
18.2	24.0	29.7	35.1	38.6	48.1	-	38.0	T			

REGIME DE TRAVAIL: TEMPS PARTIEL

CV

QUALIFICATION								TOG. ENS.	S E X E	NACE	ACTIVITE
1	2	3	4	5	6	(*)					
-	-	-	-	-	-	-	32.38	M		INST. DE CREDIT DONT PERSONNEL ASS. FONCT. INST. DE CREDIT DONT PERSONNEL BEN. CONV. COLLECT. INST. DE CREDIT DONT PERSONNEL AUTRES STATUTS INSTITUTIONS DE CREDIT	
-	-	-	-	-	-	-	33.58	F			
-	-	-	-	-	37.4	-	36.4	T			
-	-	-	-	35.38	30.4	-	31.9	M			
-	-	35.88	-	40.58	31.4	-	32.7	F			
-	-	19.5	18.8	26.1	30.9	-	26.7	T			
-	-	-	26.68	30.1	28.6	-	29.0	M			
-	-	23.5	27.8	31.3	29.5	-	29.4	F			
21.4	-	26.18	25.2	27.8	34.2	-	30.8	T			
-	-	29.08	31.0	34.3	29.8	-	31.0	M	812/813		
23.88	22.58	28.5	33.5	36.2	38.8	-	31.7	F			
-	-	-	-	-	-	-	-	T			

REGIME DE TRAVAIL: ENS. DES REGIMES DE TRAVAIL

CV

QUALIFICATION								TOG. ENS.	S E X E	NACE	ACTIVITE
1	2	3	4	5	6	(*)					
12.7	26.5	31.6	33.1	34.5	38.48	-	35.8	M		INST. DE CREDIT DONT PERSONNEL ASS. FONCT. INST. DE CREDIT DONT PERSONNEL BEN. CONV. COLLECT. INST. DE CREDIT DONT PERSONNEL AUTRES STATUTS INSTITUTIONS DE CREDIT	
-	34.78	28.7	31.7	28.3	27.7	-	38.5	F			
17.6	28.3	30.0	32.1	31.2	32.8	-	37.5	T			
18.9	23.6	30.2	37.4	42.2	52.1	-	37.5	M			
20.5	23.6	28.3	32.8	35.7	45.3	-	38.5	F			
18.9	23.7	28.7	35.1	38.9	48.4	-	38.3	T			
20.8	26.3	28.7	37.5	44.2	47.8	-	38.1	M			
-	25.3	28.1	35.0	38.9	45.3	-	38.8	F			
20.8	26.1	28.6	38.4	48.1	46.8	-	38.5	T			
18.2	23.9	30.2	37.3	42.4	51.7	-	37.5	M	812/813		
20.8	24.5	28.4	33.6	36.8	47.4	-	38.7	F			
18.3	24.0	29.7	35.3	38.1	50.8	-	38.4	T			

TAB.A7

LENGTH OF SERVICE IN ENTERPRISE :  
MEAN (M) AND COEFFICIENT OF VARIATION  
(CV) ACCORDING TO ACTIVITY, SEX,  
QUALIFICATION AND TYPE OF EMPLOYMENT

M TYPE OF EMPLOYMENT: FULL-TIME

ACTIVITY	NACE	SEX	QUALIFICATION							TOG. ENS.	
			1	2	3	4	5	6	(*)		
CREDIT INSTS. WITH STAFF OF CIV. SERV. STATUS	812/813	M	24.8#	15.5#	15.9#	13.8#	-	-	-	-	11.8
CREDIT INSTS. WITH STAFF OF COLL. AGRT. STATUS		F	-	-	20.0#	17.7	4.7#	-	-	-	13.6
CREDIT INSTS. WITH STAFF OF OTHER STATUS		T	24.8#	15.0#	18.2	16.9	4.6#	-	-	-	13.0
CREDIT INSTS. WITH STAFF OF CIV. SERV. STATUS		M	18.6	16.7	12.2	7.4	4.2	2.0	-	-	9.4
CREDIT INSTS. WITH STAFF OF COLL. AGRT. STATUS		F	18.6#	19.2	16.1	9.7	4.8	1.9	-	-	8.4
CREDIT INSTS. WITH STAFF OF OTHER STATUS		T	18.6	17.0	14.0	8.6	4.5	2.0	-	-	8.9
CREDIT INSTS. WITH STAFF OF CIV. SERV. STATUS		M	17.1	11.9	10.5	5.5	4.5	3.9#	-	-	7.9
CREDIT INSTS. WITH STAFF OF COLL. AGRT. STATUS		F	-	-	12.1	7.6	5.5	3.3#	-	-	7.0
CREDIT INSTS. WITH STAFF OF OTHER STATUS		T	16.9	12.2	11.1	6.5	5.1	3.6	-	-	7.5
CREDIT INSTS. WITH STAFF OF CIV. SERV. STATUS		M	18.4	16.3	12.1	7.3	4.2	2.2	-	-	9.2
CREDIT INSTS. WITH STAFF OF COLL. AGRT. STATUS		F	17.4#	18.1	15.9	10.2	4.9	2.1	-	-	8.4
CREDIT INSTS. WITH STAFF OF OTHER STATUS		T	18.4	16.5	13.8	8.9	4.6	2.1	-	-	8.9

M TYPE OF EMPLOYMENT: PART-TIME

ACTIVITY	NACE	SEX	QUALIFICATION							TOG. ENS.	
			1	2	3	4	5	6	(*)		
CREDIT INSTS. WITH STAFF OF CIV. SERV. STATUS	812/813	M	-	-	-	-	-	-	-	-	-
CREDIT INSTS. WITH STAFF OF COLL. AGRT. STATUS		F	-	-	-	-	-	-	-	-	-
CREDIT INSTS. WITH STAFF OF OTHER STATUS		T	-	-	-	-	-	-	-	-	-
CREDIT INSTS. WITH STAFF OF CIV. SERV. STATUS		M	-	-	-	-	-	-	-	-	-
CREDIT INSTS. WITH STAFF OF COLL. AGRT. STATUS		F	-	-	-	-	-	-	3.7#	-	4.1
CREDIT INSTS. WITH STAFF OF OTHER STATUS		T	-	-	-	-	-	-	3.7	-	4.1
CREDIT INSTS. WITH STAFF OF CIV. SERV. STATUS		M	-	-	-	-	10.7#	-	-	-	9.4#
CREDIT INSTS. WITH STAFF OF COLL. AGRT. STATUS		F	-	-	-	-	9.1#	4.5#	-	-	5.8
CREDIT INSTS. WITH STAFF OF OTHER STATUS		T	-	-	-	9.9#	9.7#	5.1#	-	-	6.8
CREDIT INSTS. WITH STAFF OF CIV. SERV. STATUS		M	-	-	-	-	10.3#	5.8#	-	-	7.7#
CREDIT INSTS. WITH STAFF OF COLL. AGRT. STATUS		F	-	-	-	-	7.8#	4.1	-	-	5.0
CREDIT INSTS. WITH STAFF OF OTHER STATUS		T	-	-	-	9.8#	8.6#	4.4	-	-	5.6

M TYPE OF EMPLOYMENT: ALL TYPES OF EMPLOYMENT

ACTIVITY	NACE	SEX	QUALIFICATION							TOG. ENS.	
			1	2	3	4	5	6	(*)		
CREDIT INSTS. WITH STAFF OF CIV. SERV. STATUS	812/813	M	24.8#	15.5#	15.9#	13.8#	-	-	-	-	11.8
CREDIT INSTS. WITH STAFF OF COLL. AGRT. STATUS		F	-	-	19.8#	17.7	4.6#	-	-	-	13.4
CREDIT INSTS. WITH STAFF OF OTHER STATUS		T	24.0#	15.0#	18.1	16.9	4.5#	-	-	-	12.8
CREDIT INSTS. WITH STAFF OF CIV. SERV. STATUS		M	18.5	16.7	12.2	7.4	4.2	2.0	-	-	9.3
CREDIT INSTS. WITH STAFF OF COLL. AGRT. STATUS		F	18.6#	19.1	16.1	9.7	4.8	2.1	-	-	8.3
CREDIT INSTS. WITH STAFF OF OTHER STATUS		T	18.5	17.0	14.0	8.6	4.5	2.1	-	-	8.9
CREDIT INSTS. WITH STAFF OF CIV. SERV. STATUS		M	16.8	11.9	10.5	5.9	4.9	4.4#	-	-	8.0
CREDIT INSTS. WITH STAFF OF COLL. AGRT. STATUS		F	-	13.2#	12.1	7.6	5.8	3.7	-	-	6.8
CREDIT INSTS. WITH STAFF OF OTHER STATUS		T	16.6	12.2	11.1	6.7	5.4	4.0	-	-	7.4
CREDIT INSTS. WITH STAFF OF CIV. SERV. STATUS		M	18.3	16.3	12.1	7.4	4.3	2.3	-	-	9.2
CREDIT INSTS. WITH STAFF OF COLL. AGRT. STATUS		F	17.3#	18.0	15.9	10.1	4.9	2.3	-	-	8.3
CREDIT INSTS. WITH STAFF OF OTHER STATUS		T	18.3	16.5	13.8	8.9	4.6	2.3	-	-	8.8

TAB.A7

ANCIENNETE DANS L ENTREPRISE:  
MOYENNE (M) ET COEFFICIENT DE  
VARIATION (CV) SELON L ACTIVITE, LE  
SEXE, LA QUALIFICATION ET LE REGIME DE TRAVAIL  
REGIME DE TRAVAIL: TEMPS PLEIN

CV

QUALIFICATION								S E X E	NACE	ACTIVITE
1	2	3	4	5	6	(*)	TOT. ENS.			
30.00	74.00	72.20	70.00	-	-	-	94.7	M	812/813	INST. DE CREDIT DONT PERSONNEL ASS. FONCT. INST. DE CREDIT DONT PERSONNEL BEN. CONV. COLLECT. INST. DE CREDIT DONT PERSONNEL AUTRES STATUTS INSTITUTIONS DE CREDIT
-	-	58.40	62.3	85.10	-	-	87.7	F		
30.00	80.00	64.7	65.8	80.30	-	-	90.4	T		
66.0	63.6	71.7	75.3	83.0	145.7	-	98.0	M		
66.20	57.4	58.4	68.1	88.4	158.6	-	103.5	F		
66.0	62.0	67.0	73.1	90.5	153.1	-	101.1	T		
58.5	63.0	70.4	86.9	110.1	152.20	-	103.5	M		
-	63.10	71.5	85.9	109.4	146.70	-	107.3	F		
57.0	78.7	76.7	85.2	113.1	150.7	-	105.4	T		
65.0	65.0	72.7	78.2	86.5	156.5	-	99.4	M		
68.50	68.0	80.6	74.8	91.9	160.0	-	104.1	F		
65.7	65.0	68.1	78.7	94.0	159.0	-	101.7	T		

REGIME DE TRAVAIL: TEMPS PARTIEL

CV

QUALIFICATION								S E X E	NACE	ACTIVITE
1	2	3	4	5	6	(*)	TOT. ENS.			
-	-	-	-	-	-	-	-	M	812/813	INST. DE CREDIT DONT PERSONNEL ASS. FONCT. INST. DE CREDIT DONT PERSONNEL BEN. CONV. COLLECT. INST. DE CREDIT DONT PERSONNEL AUTRES STATUTS INSTITUTIONS DE CREDIT
-	-	-	-	-	-	-	-	F		
-	-	-	-	-	-	-	-	T		
-	-	-	-	-	122.30	-	117.1	M		
-	-	-	-	-	123.6	-	118.0	F		
-	-	-	-	73.00	-	-	92.20	M		
-	-	-	-	76.40	111.70	-	101.3	F		
-	-	-	74.40	75.70	115.70	-	102.4	T		
-	-	-	-	78.00	122.40	-	104.00	M		
-	-	-	-	85.10	117.9	-	111.3	F		
-	-	-	81.00	83.00	121.4	-	112.7	T		

REGIME DE TRAVAIL: ENS. DES REGIMES DE TRAVAIL

CV

QUALIFICATION								S E X E	NACE	ACTIVITE
1	2	3	4	5	6	(*)	TOT. ENS.			
30.00	74.00	72.20	70.00	-	-	-	95.0	M	812/813	INST. DE CREDIT DONT PERSONNEL ASS. FONCT. INST. DE CREDIT DONT PERSONNEL BEN. CONV. COLLECT. INST. DE CREDIT DONT PERSONNEL AUTRES STATUTS INSTITUTIONS DE CREDIT
41.20	80.00	58.00	62.3	86.20	-	-	88.6	F		
67.3	63.7	71.0	75.3	80.00	-	-	91.0	T		
66.20	57.7	58.5	68.2	88.5	146.3	-	90.0	M		
67.2	63.0	67.0	73.1	90.6	156.4	-	104.1	F		
58.4	62.0	70.0	80.1	110.5	152.0	-	101.5	T		
-	62.00	71.0	84.5	106.8	146.00	-	102.0	M		
58.0	70.5	76.0	84.4	110.7	132.2	-	107.1	F		
68.2	65.7	72.0	78.4	87.3	130.6	-	105.2	T		
68.70	61.1	80.0	74.0	82.2	150.7	-	90.5	M		
68.3	65.1	66.1	78.7	84.5	156.0	-	104.7	F		
-	-	-	-	-	157.1	-	102.0	T		

**TAB.A8**

**EMPLOYEES ACCORDING TO ACTIVITY,SEX,  
SCHEDULED WORKING WEEK AND TYPE OF  
EMPLOYMENT**

(%)

ACTIVITY	NACE	SEX	TYPE OF EMPLOYMENT							REGIME DE TRAVAIL		
			FULL-TIME							TEMPS PLEIN		
			SCHEDULED WORKING WEEK (HOURS)									
			<=36	>36 <=38	>38 <=40	40 <=42	>42 <=44	>44 <=46	>46 <=48	>48	(*)	TOT. EMS.
CREDIT INSTS. WITH STAFF OF CIV. SERV. STATUS	812/813	M	-	-	100.0	-	-	-	-	-	-	100.0
CREDIT INSTS. WITH STAFF OF COLL. AGRT. STATUS		F	-	-	100.0	-	-	-	-	-	-	100.0
CREDIT INSTS. WITH STAFF OF OTHER STATUS		T	-	-	100.0	-	-	-	-	-	-	100.0
CREDIT INSTS. WITH STAFF OF CREDIT INSTITUTIONS		M	0.4	98.7	0.7	-	-	0.1	-	-	-	100.0
CREDIT INSTS. WITH STAFF OF CREDIT INSTITUTIONS		F	0.5	99.0	0.4	-	-	-	-	-	-	100.0
CREDIT INSTS. WITH STAFF OF CREDIT INSTITUTIONS		T	0.5	98.9	0.6	-	-	0.1	-	-	-	100.0
CREDIT INSTS. WITH STAFF OF CREDIT INSTITUTIONS		M	3.3	85.8	5.4	4.7	-	0.4	-	-	-	100.0
CREDIT INSTS. WITH STAFF OF CREDIT INSTITUTIONS		F	4.4	86.0	7.5	1.2	0.5	-	-	-	-	100.0
CREDIT INSTS. WITH STAFF OF CREDIT INSTITUTIONS		T	3.8	85.9	6.4	3.1	0.4	0.4	-	-	-	100.0
CREDIT INSTS. WITH STAFF OF CREDIT INSTITUTIONS		M	0.7	97.4	1.2	0.5	-	0.1	-	-	-	100.0
CREDIT INSTS. WITH STAFF OF CREDIT INSTITUTIONS		F	0.9	97.8	1.1	0.1	0.1	-	-	-	-	100.0
CREDIT INSTS. WITH STAFF OF CREDIT INSTITUTIONS		T	0.8	97.6	1.1	0.3	0.0	0.1	-	-	-	100.0

**TAB.A9**

**SCHEDULED WORKING WEEK:  
MEAN (M) AND COEFFICIENT OF VARIATION (CV)  
ACCORDING TO ACTIVITY,SEX,QUALIFICATION  
AND TYPE OF EMPLOYMENT**

M TYPE OF EMPLOYMENT: FULL-TIME

ACTIVITY	NACE	SEX	QUALIFICATION							
			1	2	3	4	5	6	(*)	TOT. EMS.
CREDIT INSTS. WITH STAFF OF CIV. SERV. STATUS	812/813	M	40.1	40.1	40.1	40.2	40.1	40.1	-	40.1
CREDIT INSTS. WITH STAFF OF CIV. SERV. STATUS		F	-	40.2	40.2	40.2	40.1	40.2	-	40.2
CREDIT INSTS. WITH STAFF OF CIV. SERV. STATUS		T	40.1	40.1	40.1	40.2	40.1	40.2	-	40.2
CREDIT INSTS. WITH STAFF OF COLL. AGRT. STATUS		M	40.1	40.0	40.0	40.0	40.0	40.0	-	40.0
CREDIT INSTS. WITH STAFF OF COLL. AGRT. STATUS		F	40.5	40.0	40.0	40.0	40.0	40.0	-	40.0
CREDIT INSTS. WITH STAFF OF COLL. AGRT. STATUS		T	40.1	40.0	40.0	40.0	40.0	40.0	-	40.0
CREDIT INSTS. WITH STAFF OF OTHER STATUS		M	40.1	40.3	40.1	40.2	40.5	40.3	-	40.3
CREDIT INSTS. WITH STAFF OF OTHER STATUS		F	-	40.2	40.0	40.1	40.1	40.4	-	40.2
CREDIT INSTS. WITH STAFF OF OTHER STATUS		T	40.1	40.3	40.1	40.2	40.3	40.3	-	40.2
CREDIT INSTS. WITH STAFF OF CREDIT INSTITUTIONS		M	40.1	40.0	40.0	40.0	40.1	40.0	-	40.0
CREDIT INSTS. WITH STAFF OF CREDIT INSTITUTIONS		F	40.5	40.1	40.0	40.0	40.0	40.0	-	40.0
CREDIT INSTS. WITH STAFF OF CREDIT INSTITUTIONS		T	40.1	40.0	40.0	40.0	40.0	40.0	-	40.0

M TYPE OF EMPLOYMENT: PART-TIME

ACTIVITY	NACE	SEX	QUALIFICATION							
			1	2	3	4	5	6	(*)	TOT. EMS.
CREDIT INSTS. WITH STAFF OF CIV. SERV. STATUS	812/813	M	-	-	-	-	-	-	-	20.4
CREDIT INSTS. WITH STAFF OF CIV. SERV. STATUS		F	-	-	-	-	-	-	-	19.7
CREDIT INSTS. WITH STAFF OF CIV. SERV. STATUS		T	-	-	-	-	-	-	-	20.4
CREDIT INSTS. WITH STAFF OF COLL. AGRT. STATUS		M	-	-	-	-	23.5	19.8#	-	15.0
CREDIT INSTS. WITH STAFF OF COLL. AGRT. STATUS		F	-	-	-	-	23.7	14.4	-	15.9
CREDIT INSTS. WITH STAFF OF COLL. AGRT. STATUS		T	-	-	25.4#	29.1#	-	12.5#	-	11.9
CREDIT INSTS. WITH STAFF OF OTHER STATUS		M	-	-	-	16.4#	15.8#	11.2	-	12.4
CREDIT INSTS. WITH STAFF OF OTHER STATUS		F	-	-	-	13.4#	13.8#	11.4	-	12.3
CREDIT INSTS. WITH STAFF OF OTHER STATUS		T	-	-	15.7#	-	-	11.4	-	14.7
CREDIT INSTS. WITH STAFF OF CREDIT INSTITUTIONS		M	-	-	18.6#	-	-	15.5	-	14.7
CREDIT INSTS. WITH STAFF OF CREDIT INSTITUTIONS		F	-	-	19.7#	20.9#	18.2	12.5	-	13.9
CREDIT INSTS. WITH STAFF OF CREDIT INSTITUTIONS		T	-	-	19.1#	17.6#	16.3	13.0	-	14.1

TAB.A8

SALARIES SELON L ACTIVITE, LE SEXE,  
L HORAIRE HEBDOMADAIRE ET LE REGIME  
DE TRAVAIL

(%)

TYPE OF EMPLOYMENT		REGIME DE TRAVAIL								S E X E	NACE	ACTIVITE
PART-TIME		TEMPS PARTIEL										
HORAIRE HEBDOMADAIRE DU TRAVAIL (HEURES)												
<=24	>24	>26	>28	>30	>32	>34	>36	(*)	TOT.	M F T M F T M F T	812/813	INST. DE CREDIT DONT PERSONNEL ASS. FONCT. INST. DE CREDIT DONT PERSONNEL BEN. CONV. COLLECT. INST. DE CREDIT DONT PERSONNEL AUTRES STATUTS INSTITUTIONS DE CREDIT
<=28	<=30	<=32	<=34	<=36			ENS.					
100.0	-	-	-	-	-	-	-	-	100.0			
100.0	-	-	-	-	-	-	-	-	100.0			
65.3	-	-	14.3	20.4	-	-	-	-	100.0			
78.0	3.4	-	4.0	6.0	2.0	4.1	-	5.5	100.0			
75.0	3.0	1.3	6.4	9.0	3.6	4.2	-	4.7	100.0			
80.0	-	-	-	-	-	-	-	-	100.0			
80.1	2.5	-	-	2.5	-	1.5	-	-	100.0			
80.3	2.2	1.0	2.0	2.7	2.0	1.2	-	-	100.0			
82.7	-	-	6.3	8.7	4.8	-	-	-	100.0			
83.8	2.0	1.6	3.3	4.6	2.1	2.7	-	2.7	100.0			
83.6	2.0	1.6	4.0	5.5	2.7	2.5	-	2.1	100.0			

TAB.A9

HORAIRE HEBDOMADAIRE DE TRAVAIL :  
MOYENNE ET COEFFICIENT DE VARIATION (CV)  
SELON L ACTIVITE, LE SEXE, LA QUALIFICATION  
ET LE REGIME DE TRAVAIL

REGIME DE TRAVAIL: TEMPS PLEIN

CV

QUALIFICATION								S E X E	NACE	ACTIVITE
1	2	3	4	5	6	(*)	TOT.			
							ENS.			
0.3	0.3	0.3	0.3	0.3	0.3	-	0.3	M		INST. DE CREDIT DONT PERSONNEL ASS. FONCT. INST. DE CREDIT DONT PERSONNEL BEN. CONV. COLLECT. INST. DE CREDIT DONT PERSONNEL AUTRES STATUTS INSTITUTIONS DE CREDIT
-	0.3	0.3	0.2	0.3	0.2	-	0.3	F		
0.3	0.3	0.3	0.2	0.3	0.3	-	0.3	T		
2.1	0.8	0.9	0.7	0.7	1.1	-	0.8	M		
4.3	0.6	0.4	0.5	0.5	0.5	-	0.5	F		
2.1	0.8	0.7	0.6	0.6	0.8	-	0.8	T		
2.0	2.6	2.2	2.3	3.5	2.0	-	2.0	M		
-	2.0	1.7	2.2	2.3	3.5	-	2.5	F		
2.0	2.6	2.1	2.2	2.9	3.2	-	2.7	T		
2.2	1.1	1.1	1.0	1.4	1.5	-	1.3	M	812/813	
4.0	1.2	0.6	0.8	0.9	1.2	-	0.9	F		
2.2	1.1	0.8	0.8	1.1	1.4	-	1.1	T		

REGIME DE TRAVAIL: TEMPS PARTIEL

CV

QUALIFICATION								S E X E	NACE	ACTIVITE
1	2	3	4	5	6	(*)	TOT.			
							ENS.			
-	-	-	-	-	-	-	3.0	M		INST. DE CREDIT DONT PERSONNEL ASS. FONCT. INST. DE CREDIT DONT PERSONNEL BEN. CONV. COLLECT. INST. DE CREDIT DONT PERSONNEL AUTRES STATUTS INSTITUTIONS DE CREDIT
-	-	-	-	-	-	-	13.5	F		
-	-	-	-	-	46.00	-	44.5	T		
-	-	-	-	20.1	80.5	-	65.5	M		
-	-	25.00	21.00	20.3	86.2	-	82.3	F		
-	-	-	-	-	85.00	-	73.0	T		
-	-	-	40.00	53.20	72.0	-	67.0	M		
-	-	94.20	62.50	67.10	71.5	-	60.3	F		
-	-	50.00	-	-	59.6	-	65.5	M	812/813	
-	-	40.70	42.00	45.6	71.0	-	66.0	F		
-	-	40.20	55.30	57.0	69.3	-	65.9	T		





Series **B**  
Série **B**

**TAB.B1**

**EMPLOYEES ACCORDING TO ACTIVITY, SEX,  
BONUSES (PERCENTAGE) AND TYPE OF  
EMPLOYMENT**

(%)

ACTIVITY	NACE	SEX	TYPE OF EMPLOYMENT							REGIME DE TRAVAIL		TYPE OF EMPLOYMENT					
			FULL-TIME							TEMPS PLEIN		PART-TIME					
			% BONUSES														
			0	>0 <5	>=5 <10	>=10 <15	>=15 <20	>=20 <30	>=30 <50	>=50	TOT. (*) ENS	0	>0 <5	>=5 <10	>=10 <15	>=15 <20	
CREDIT INSTS. WITH STAFF OF CIV. SERV. STATUS CREDIT INSTS. WITH STAFF OF COLL. AGRT. STATUS CREDIT INSTS. WITH STAFF OF OTHER STATUS CREDIT INSTITUTIONS	812/813	M	8.7	-	10.7	25.4	7.5	3.7	38.8	4.3	100.0	-	-	-	-	-	-
		F	8.3	-	8.8	49.7	12.1	2.0	17.3	-	100.0	-	-	-	-	-	-
		T	8.4	-	9.5	40.7	10.4	2.6	25.3	2.7	100.0	-	-	-	-	-	-
		M	3.2	3.4	6.8	7.3	13.6	43.2	20.0	2.3	100.0	47.7	-	12.6	-	-	-
		F	4.0	3.0	6.1	6.2	12.7	54.1	12.8	0.8	100.0	46.7	12.8	18.8	4.8	3.5	-
		T	3.6	3.2	6.5	6.8	13.2	48.4	16.6	1.6	100.0	46.8	11.8	17.8	4.4	3.6	-
		M	5.9	2.3	6.7	7.3	11.4	41.4	22.9	1.8	100.0	33.5	8.4	15.4	5.4	9.1	-
		F	7.3	2.6	9.2	12.2	10.3	34.4	22.5	1.3	100.0	32.9	7.7	23.5	7.7	8.0	-
		T	6.5	2.4	7.8	9.5	10.9	38.2	22.7	1.6	100.0	33.0	7.9	21.2	7.0	8.3	-
		M	3.6	3.2	6.9	7.6	13.3	42.4	20.6	2.3	100.0	38.3	7.7	14.3	4.7	7.3	-
		F	4.5	2.8	6.4	8.1	12.5	50.7	13.9	0.9	100.0	39.0	10.0	20.5	6.7	5.8	-
		T	4.0	3.0	6.7	7.8	12.9	46.3	17.4	1.6	100.0	38.8	9.5	18.1	6.2	6.2	-

**TAB.B2**

**BONUSES PERCENTAGE:  
MEAN (M) AND COEFFICIENT OF  
VARIATION (CV) ACCORDING TO  
ACTIVITY, SEX AND SIZE OF ENTERPRISE**

M

ACTIVITY	NACE	SEX	SIZE OF ENTERPRISE (NUMBER OF EMPLOYEES)										
			10	50	100	200	500	>=	TOT.				
			48	99	199	499	999	1000	(*)	ENS.			
CREDIT INSTS. WITH STAFF OF CIV. SERV. STATUS CREDIT INSTS. WITH STAFF OF COLL. AGRT. STATUS CREDIT INSTS. WITH STAFF OF OTHER STATUS CREDIT INSTITUTIONS	812/813	M	9.1	-	-	6.5#	-	-	-	-	26.9#		
		F	3.8	-	-	9.3	-	18.0	-	-	17.3		
		T	6.7	-	-	8.4	-	21.8#	-	-	20.8		
		M	27.3	24.1	22.2	17.0	20.1	25.8	-	-	23.5		
		F	22.4	20.3	20.0	16.3	17.2	23.5	-	-	21.6		
		T	24.9	22.1	21.2	16.7	18.9	24.6	-	-	22.6		
		M	23.9	23.1	21.2	18.7	26.0	26.3	-	-	23.7		
		F	18.4	18.8	17.8	14.9	23.5	24.3	-	-	20.5		
		T	21.8	21.3	19.7	16.8	25.0	25.2	-	-	22.2		
		M	24.7	23.2	21.9	17.1	20.5	25.8	-	-	23.5		
		F	20.2	18.2	18.5	15.9	17.6	23.3	-	-	21.4		
		T	22.5	21.5	20.8	16.6	19.2	24.5	-	-	22.5		

TAB.B1

SALARIES SELON L ACTIVITE, LE SEXE,  
LE POURCENTAGE DE PRIMES ET LE REGIME  
DE TRAVAIL

(%)

REGIME DE TRAVAIL TEMPS PARTIEL				ALL TYPES OF EMPLOYMENT				ENS. DES REGIMES DE TRAVAIL				S E X E	NACE	ACTIVITE	
% PRIMES															
>=20 <30	>=30 <50	>=50	TOT. (*) ENS	>0 <5	>=5 <10	>=10 <15	>=15 <20	>=20 <30	>=30 <50	>=50	TOT. (*) ENS				
-	-	-	100.0	9.0	-	10.6	25.7	7.5	3.6	38.4	4.3	100.0	M		INST. DE CREDIT
-	-	-	100.0	8.3	-	8.5	48.7	12.0	3.6	17.1	-	100.0	F		DONT PERSONNEL
-	-	-	100.0	8.6	-	9.3	40.3	10.4	3.6	24.9	2.7	100.0	T		ASS. FONCT.
28.1	-	-	100.0	3.4	3.4	6.9	7.3	13.6	43.1	20.0	2.3	100.0	M		INST. DE CREDIT
5.4	5.6	-	100.0	4.9	3.2	6.3	6.2	12.5	53.2	12.6	0.9	100.0	F		DONT PERSONNEL
7.7	5.6	-	100.0	4.1	3.3	6.6	6.7	13.1	48.0	16.4	1.6	100.0	T		BEN. CONV. COLLECT.
-	6.4	16.6	100.0	7.4	2.6	7.2	7.2	11.3	39.4	22.0	2.7	100.0	M		INST. DE CREDIT
7.6	6.7	5.8	100.0	11.1	3.3	11.3	11.5	9.9	30.4	20.2	2.0	100.0	F		DONT PERSONNEL
6.9	6.6	8.0	100.0	9.2	3.0	8.2	8.3	10.6	35.1	21.1	2.3	100.0	T		AUTRES STATUTS
10.0	6.2	11.6	100.0	3.9	3.3	7.0	7.5	13.2	42.1	20.5	2.4	100.0	M	812/813	INSTITUTIONS
7.8	6.2	3.7	100.0	5.7	3.1	6.9	8.0	12.2	48.2	13.6	1.0	100.0	F		DE CREDIT
8.3	6.2	5.5	100.0	4.8	3.2	6.9	7.8	12.7	45.5	17.2	1.7	100.0	T		

TAB.B2

POURCENTAGE DE PRIMES:  
MOYENNE (M) ET COEFFICIENT DE  
VARIATION (CV) SELON L ACTIVITE,  
LE SEXE ET LA TAILLE DE L ENTREPRISE

CV

TAILLE ENTREPRISE (NOMBRE DE SALARIES)							S E X E	NACE	ACTIVITE
10	50	100	200	500	>=	TOT.			
40	80	100	400	999	1000	ENS.			
143.1	-	-	141.28	-	-	155.08	M		INST. DE CREDIT
248.2	-	-	92.5	-	70.1	72.6	F		DONT PERSONNEL
175.2	-	-	106.1	-	128.48	132.1	T		ASS. FONCT.
59.3	60.8	64.1	69.5	59.0	52.3	57.2	M		INST. DE CREDIT
59.8	59.3	57.4	69.8	64.1	44.8	51.4	F		DONT PERSONNEL
60.3	57.2	61.7	69.4	61.5	49.3	54.8	T		BEN. CONV. COLLECT.
67.9	64.6	71.7	64.6	30.6	56.8	70.4	M		INST. DE CREDIT
104.5	95.8	75.4	55.8	53.8	57.5	75.7	F		DONT PERSONNEL
95.5	89.1	73.8	82.5	41.1	57.3	73.1	T		AUTRES STATUTS
88.9	88.4	66.8	89.3	57.8	58.1	82.5	M	812/813	INSTITUTIONS
82.1	84.3	61.7	87.8	83.9	48.8	55.8	F		DE CREDIT
86.1	82.7	64.7	88.8	60.5	53.8	58.6	T		

TAB.B3

BONUSES PERCENTAGE:  
MEAN (M) AND COEFFICIENT OF VARIATION (CV)  
ACCORDING TO ACTIVITY, SEX,  
QUALIFICATION AND TYPE OF EMPLOYMENT

M TYPE OF EMPLOYMENT: FULL-TIME

ACTIVITY	NACE	SEX	QUALIFICATION						TOG. ENS.
			1	2	3	4	5	6 (*)	
CREDIT INSTS. WITH STAFF OF CIV. SERV. STATUS	812/813	M	-	-	22.1#	14.4#	-	-	27.1#
		F	-	-	20.4#	12.7	21.3#	-	17.2
		T	-	-	21.2	13.1	22.7#	-	20.0
CREDIT INSTS. WITH STAFF OF COLL. AGRT. STATUS		M	33.9	27.6	24.6	22.7	21.6	17.2	23.5
		F	24.3#	25.3	24.4	22.8	22.3	16.0	21.0
		T	33.7	27.3	24.5	22.8	22.0	17.0	22.7
CREDIT INSTS. WITH STAFF OF OTHER STATUS		M	26.0	24.9	22.5	24.7	24.8	20.8	23.5
		F	-	24.4	25.5	21.3	22.8	15.6	21.0
		T	25.9	24.8	25.5	23.1	23.6	18.1	22.0
CREDIT INSTITUTIONS		M	32.9	27.7	24.4	22.8	22.0	17.7	23.0
		F	23.6#	25.2	24.4	21.9	22.3	16.8	21.7
		T	32.7	27.4	24.4	22.3	22.2	17.2	22.7

M TYPE OF EMPLOYMENT: PART-TIME

ACTIVITY	NACE	SEX	QUALIFICATION						TOG. ENS.
			1	2	3	4	5	6 (*)	
CREDIT INSTS. WITH STAFF OF CIV. SERV. STATUS	812/813	M	-	-	-	-	-	-	-
		F	-	-	-	-	-	-	-
		T	-	-	-	-	-	-	-
CREDIT INSTS. WITH STAFF OF COLL. AGRT. STATUS		M	-	-	-	-	-	5.5#	7.0#
		F	-	-	-	-	-	5.9#	8.5#
		T	-	-	-	-	-	-	-
CREDIT INSTS. WITH STAFF OF OTHER STATUS		M	-	-	-	-	-	-	14.6#
		F	-	-	-	-	-	13.3#	17.0#
		T	-	-	-	-	-	-	21.1#
CREDIT INSTITUTIONS		M	-	-	-	21.8#	27.5#	7.6#	11.5#
		F	-	-	-	15.8#	31.2#	9.4#	13.6
		T	-	-	-	-	-	-	-

M ALL TYPES OF EMPLOYMENT

ACTIVITY	NACE	SEX	QUALIFICATION						TOG. ENS.
			1	2	3	4	5	6 (*)	
CREDIT INSTS. WITH STAFF OF CIV. SERV. STATUS	812/813	M	-	-	22.1#	14.4#	-	-	26.8#
		F	-	-	20.6#	13.0	21.1#	-	17.3
		T	-	-	21.3	13.3	22.5#	-	20.0
CREDIT INSTS. WITH STAFF OF COLL. AGRT. STATUS		M	33.7	27.6	24.6	22.7	21.6	17.0	23.5
		F	24.3#	25.4	24.4	22.9	22.3	16.0	21.0
		T	33.5	27.3	24.5	22.8	22.0	16.5	22.0
CREDIT INSTS. WITH STAFF OF OTHER STATUS		M	25.3	24.8	22.2	23.8	26.0	21.8	23.7
		F	-	24.8	25.3	20.9	23.4	13.5	20.5
		T	25.2	24.8	23.3	22.5	24.4	16.7	22.2
CREDIT INSTITUTIONS		M	32.7	27.7	24.4	22.6	22.2	17.0	23.5
		F	23.4#	25.3	24.4	21.9	22.4	15.7	21.4
		T	32.4	27.4	24.4	22.2	22.3	16.6	22.5

TAB.B3

POURCENTAGE DE PRIMES:  
MOYENNE (M) ET COEFFICIENT DE VARIATION (CV)  
SELON L ACTIVITE, LE SEXE,  
LA QUALIFICATION ET LE REGIME DE TRAVAIL

REGIME DE TRAVAIL: TEMPS PLEIN

CV

QUALIFICATION								S E X E	NACE	ACTIVITE
1	2	3	4	5	6	(*)	TOT. ENS.			
.	.	64.40	60.50	.	.	.	154.50	M		INST. DE CREDIT DONT PERSONNEL ASS. FONCT. INST. DE CREDIT DONT PERSONNEL BEN. CONV. COLLECT. INST. DE CREDIT DONT PERSONNEL AUTRES STATUTS INSTITUTIONS DE CREDIT
.	.	50.70	50.7	60.00	.	.	73.4	F		
.	.	62.2	61.5	70.70	.	.	133.0	T		
62.5	42.7	44.6	52.4	54.0	75.1	.	50.0	M		
52.40	39.0	36.2	41.3	53.3	62.5	.	40.0	F		
62.4	42.5	41.0	40.0	54.0	60.2	.	54.0	T		
54.4	60.6	47.1	51.2	53.7	70.0	.	57.0	M		
.	30.0	40.2	61.6	56.5	74.6	.	50.0	F		
54.0	62.5	47.3	56.2	55.5	74.4	.	50.0	T		
61.1	62.0	45.2	52.0	56.0	77.1	.	60.7	M	012/013	
40.40	39.0	30.5	40.1	54.1	64.4	.	51.4	F		
61.0	50.0	42.0	40.6	54.0	70.5	.	57.0	T		

REGIME DE TRAVAIL: TEMPS PARTIEL

CV

QUALIFICATION								S E X E	NACE	ACTIVITE
1	2	3	4	5	6	(*)	TOT. ENS.			
.	.	.	.	.	.	.	.	M		INST. DE CREDIT DONT PERSONNEL ASS. FONCT. INST. DE CREDIT DONT PERSONNEL BEN. CONV. COLLECT. INST. DE CREDIT DONT PERSONNEL AUTRES STATUTS INSTITUTIONS DE CREDIT
.	.	.	.	.	.	.	.	F		
.	.	.	.	.	.	.	.	T		
.	.	.	.	.	.	.	105.70	M		
.	.	.	.	.	.	.	104.20	F		
.	.	.	.	.	.	.	.	T		
.	.	.	.	.	.	.	.	M		
.	.	.	.	.	.	.	.	F		
.	.	.	.	.	.	.	175.00	T		
.	.	.	.	.	.	.	.	M		
.	.	.	.	.	.	.	207.10	F		
.	.	.	.	.	.	.	.	T		
.	.	.	.	.	.	.	.	M	012/013	
.	.	.	57.50	110.30	210.40	.	101.00	F		
.	.	.	61.50	120.70	221.00	.	170.00	T		

ENS. DES REGIMES DE TRAVAIL

CV

QUALIFICATION								S E X E	NACE	ACTIVITE
1	2	3	4	5	6	(*)	TOT. ENS.			
.	.	64.40	60.50	.	.	.	155.00	M		INST. DE CREDIT DONT PERSONNEL ASS. FONCT. INST. DE CREDIT DONT PERSONNEL BEN. CONV. COLLECT. INST. DE CREDIT DONT PERSONNEL AUTRES STATUTS INSTITUTIONS DE CREDIT
.	.	50.50	50.5	60.00	.	.	72.0	F		
.	.	62.0	61.1	70.20	.	.	132.1	T		
62.0	42.0	44.0	52.0	55.0	75.0	.	57.2	M		
52.40	39.0	30.3	41.3	53.4	60.0	.	51.4	F		
62.0	42.6	42.2	40.0	54.1	71.0	.	54.0	T		
57.1	60.0	40.5	34.2	70.0	97.0	.	70.4	M		
.	31.4	47.1	62.4	60.5	120.0	.	75.7	F		
50.0	62.5	40.5	50.1	73.7	111.5	.	73.1	T		
61.0	62.1	45.7	53.4	60.0	83.1	.	62.5	M	012/013	
40.00	39.0	30.0	46.3	56.0	76.4	.	59.0	F		
61.0	60.0	43.1	40.0	50.0	80.0	.	50.0	T		



**Series C**  
**Série C**

**TAB.C1**

GROSS MONTHLY PAY(CORRECTED) OF  
 FULL-TIME EMPLOYEES :  
 MEAN(M) AND COEFFICIENT OF VARIATION  
 (CV) ACCORDING TO ACTIVITY,SEX AND  
 QUALIFICATION

ACTIVITY	NACE	SEX	QUALIFICATION							TOG. ENS.
			1	2	3	4	5	6	(*)	
CREDIT INSTS. WITH STAFF OF	812/813	M	14978#	6923#	3992	3068	2524	2063	-	4163
CIV. SERV. STATUS		F	-	5870#	3515	2661	2307	1872	-	2800
CREDIT INSTS. WITH STAFF OF		T	14978#	6709	3728	2743	2393	1935	-	3311
COLL. AGRT. STATUS		M	11313	6208	3853	2866	2487	2051	-	3872
CREDIT INSTS. WITH STAFF OF		F	8329	5466	3523	2857	2433	2001	-	2801
OTHER STATUS		T	11240	6111	3708	2908	2456	2023	-	3368
CREDIT INSTS. WITH STAFF OF		M	10920	6776	5049	3483	2960	2738	-	4553
OTHER STATUS		F	-	5745	4531	3090	2701	2214	-	3188
CREDIT INSTITUTIONS		T	10831	6551	4869	3301	2806	2462	-	3930
		M	11290	6270	3974	3031	2536	2128	-	3947
		F	8344	5519	3593	2861	2461	2020	-	2836
		T	11214	6165	3809	2840	2493	2068	-	3423

**TAB.C2**

INDEX OF MEAN GROSS  
 MONTHLY PAY (CORRECTED) OF  
 FULL-TIME EMPLOYEES  
 ACCORDING TO ACTIVITY,SEX  
 AND QUALIFICATION

( PAY OF ALL FULL-TIME EES. = 100 )

INDICE DE LA REMUNERATION  
 MENSUELLE BRUTE CORRIGEE MOYENNE  
 DES SALAIRES A TEMPS PLEIN  
 SELON L'ACTIVITE,LE SEXE  
 ET LA QUALIFICATION

( REM. DE L'ENS. DES SAL. A TEMPS PLEIN = 100 )

ACTIVITY	NACE	SEX	QUALIFICATION							TOG. ENS.
			1	2	3	4	5	6	(*)	
CREDIT INSTS. WITH STAFF OF	812/813	M	359.8#	166.3#	95.9	73.7	60.6	49.6	-	100.0
CIV. SERV. STATUS		F	-	209.6#	125.5	85.1	82.4	66.9	-	100.0
CREDIT INSTS. WITH STAFF OF		T	452.3#	202.6	112.6	82.8	72.3	58.4	-	100.0
COLL. AGRT. STATUS		M	292.2	160.3	99.5	76.6	64.2	53.0	-	100.0
CREDIT INSTS. WITH STAFF OF		F	287.4	195.1	125.8	102.0	86.9	71.4	-	100.0
OTHER STATUS		T	333.7	181.5	110.1	86.3	72.9	60.1	-	100.0
CREDIT INSTS. WITH STAFF OF		M	239.8	148.8	110.9	76.5	65.0	60.1	-	100.0
OTHER STATUS		F	-	181.3	143.0	87.5	85.3	69.9	-	100.0
CREDIT INSTITUTIONS		T	275.6	166.7	123.9	84.0	71.4	62.7	-	100.0
		M	286.0	158.9	100.7	76.8	64.3	53.9	-	100.0
		F	294.2	194.8	126.7	100.9	86.8	71.2	-	100.0
		T	327.6	180.1	111.3	85.8	72.8	60.4	-	100.0



TAB.C1

REMUNERATION MENSUELLE BRUTE  
CORRIGEE DES SALAIRES A PLEIN TEMPS:  
MOYENNE(M) ET COEFFICIENT DE  
VARIATION(CV) SELON L ACTIVITE,  
LE SEXE ET LA QUALIFICATION

CV

QUALIFICATION								S E X E	NACE	ACTIVITE
1	2	3	4	5	6	(*)	TOT. ENS.			
33.00	47.30	31.6	27.4	34.5	16.0	-	70.0	M	012/013	INST. DE CREDIT DONT PERSONNEL ASS. FONCT. INST. DE CREDIT DONT PERSONNEL BEN. CONV. COLLECT. INST. DE CREDIT DONT PERSONNEL AUTRES STATUTS INSTITUTIONS DE CREDIT
-	36.20	23.6	17.2	24.5	20.5	-	35.4	F		
33.00	46.3	20.7	21.1	20.7	19.5	-	62.7	T		
34.7	25.6	24.0	19.0	10.5	21.0	-	61.2	M		
23.1	19.0	20.0	18.4	17.0	19.0	-	32.0	F		
34.9	25.4	23.5	19.2	18.2	20.3	-	56.8	T		
38.5	37.3	31.0	27.5	25.7	32.7	-	50.2	M		
-	20.0	20.0	25.2	20.7	34.0	-	43.0	F		
36.7	30.6	31.7	27.3	27.0	35.1	-	58.1	T		
35.1	27.0	27.6	22.2	21.0	26.4	-	61.3	M		
28.0	22.3	22.6	19.4	19.5	21.5	-	34.7	F		
39.3	27.6	20.4	21.0	20.5	24.0	-	57.4	T		

TAB.C2

INDEX OF MEAN GROSS  
MONTHLY PAY (CORRECTED) OF  
FULL-TIME FEMALE EMPLOYEES  
ACCORDING TO ACTIVITY  
AND QUALIFICATION

( PAY OF FULL-TIME MALE = 100 )

INDICE DE LA REMUNERATION  
MENSUELLE BRUTE CORRIGEE MOYENNE  
DES SALAIRES FEMINIENS A TEMPS PLEIN  
SELON L ACTIVITE  
ET LA QUALIFICATION

( REM. DES SAL. MASC. A TEMPS PLEIN = 100 )

QUALIFICATION								S E X E	NACE	ACTIVITE
1	2	3	4	5	6	(*)	TOT. ENS.			
100.00	100.00	100.0	100.0	100.0	100.0	-	100.0	M	012/013	INST. DE CREDIT DONT PERSONNEL ASS. FONCT. INST. DE CREDIT DONT PERSONNEL BEN. CONV. COLLECT. INST. DE CREDIT DONT PERSONNEL AUTRES STATUTS INSTITUTIONS DE CREDIT
-	84.00	86.0	86.7	91.4	90.7	-	87.3	F		
100.0	100.0	100.0	100.0	100.0	100.0	-	100.0	M		
73.6	80.0	91.4	96.3	97.6	97.6	-	72.3	F		
100.0	100.0	100.0	100.0	100.0	100.0	-	100.0	M		
-	84.6	89.7	88.7	91.3	89.8	-	89.6	F		
100.0	100.0	100.0	100.0	100.0	100.0	-	100.0	M		
73.0	80.0	90.4	94.4	97.0	94.9	-	71.0	F		

TAB.C3

GROSS ANNUAL PAY OF FULL-TIME  
EMPLOYEES :  
MEAN(M) AND COEFFICIENT OF VARIATION  
(CV) ACCORDING TO ACTIVITY,SEX AND  
QUALIFICATION

M

ACTIVITY	NACE	SEX	QUALIFICATION							TOG.	ENS.
			1	2	3	4	5	6	(*)		
CREDIT INSTS. WITH STAFF OF CIV. SERV. STATUS	812/813	M	190453#	78321	48698	36655	28039	24223	-	49731	
CREDIT INSTS. WITH STAFF OF CIV. SERV. STATUS		F	-	72341#	43230	31916	27027	20640	-	34165	
CREDIT INSTS. WITH STAFF OF CIV. SERV. STATUS		T	190453#	77147	45646	32849	27410	22351	-	39983	
CREDIT INSTS. WITH STAFF OF CIV. SERV. STATUS		M	134045	71393	44193	33733	28040	24377	-	45515	
CREDIT INSTS. WITH STAFF OF CIV. SERV. STATUS		F	98200	62583	39539	31694	26925	23455	-	32088	
CREDIT INSTS. WITH STAFF OF CIV. SERV. STATUS		T	133161	70242	42136	32765	27401	23854	-	39253	
CREDIT INSTS. WITH STAFF OF CIV. SERV. STATUS		M	129248	79317	58207	40152	34642	32377	-	54306	
CREDIT INSTS. WITH STAFF OF CIV. SERV. STATUS		F	-	64777	51008	34824	31078	24859	-	36755	
CREDIT INSTS. WITH STAFF OF CIV. SERV. STATUS		T	128234	76054	55662	37696	32544	28377	-	46540	
CREDIT INSTS. WITH STAFF OF CIV. SERV. STATUS		M	133845	72174	45635	34561	28690	25316	-	46480	
CREDIT INSTS. WITH STAFF OF CIV. SERV. STATUS		F	98678	63193	40421	32152	27358	23582	-	32582	
CREDIT INSTS. WITH STAFF OF CIV. SERV. STATUS		T	132931	70913	43359	33270	27822	24339	-	39980	

TAB.C4

INDEX OF MEAN GROSS  
ANNUAL PAY OF FULL-TIME  
EMPLOYEES  
ACCORDING TO ACTIVITY,SEX  
AND QUALIFICATION

( PAY OF ALL FULL-TIME EES. = 100 )

INDICE DE LA REMUNERATION  
ANNUELLE BRUTE MOYENNE DES  
SALARIES A TEMPS PLEIN  
SELON L ACTIVITE,LE SEXE  
ET LA QUALIFICATION

( REM. DE L ENS. DES SAL. A TEMPS PLEIN = 100 )

ACTIVITY	NACE	SEX	QUALIFICATION							TOG.	ENS.
			1	2	3	4	5	6	(*)		
CREDIT INSTS. WITH STAFF OF CIV. SERV. STATUS	812/813	M	383.0#	157.5	97.9	73.7	56.4	48.7	-	100.0	
CREDIT INSTS. WITH STAFF OF CIV. SERV. STATUS		F	-	211.7#	126.5	93.4	79.1	60.4	-	100.0	
CREDIT INSTS. WITH STAFF OF CIV. SERV. STATUS		T	476.3#	192.9	114.2	82.2	68.6	55.9	-	100.0	
CREDIT INSTS. WITH STAFF OF CIV. SERV. STATUS		M	294.5	156.9	97.1	74.1	61.6	53.6	-	100.0	
CREDIT INSTS. WITH STAFF OF CIV. SERV. STATUS		F	306.0	195.0	123.2	99.4	83.9	73.1	-	100.0	
CREDIT INSTS. WITH STAFF OF CIV. SERV. STATUS		T	339.2	178.9	107.3	83.5	69.8	60.8	-	100.0	
CREDIT INSTS. WITH STAFF OF CIV. SERV. STATUS		M	238.0	146.1	107.2	73.9	63.8	59.6	-	100.0	
CREDIT INSTS. WITH STAFF OF CIV. SERV. STATUS		F	-	176.2	138.8	94.7	84.6	67.6	-	100.0	
CREDIT INSTS. WITH STAFF OF CIV. SERV. STATUS		T	275.5	163.4	119.6	81.0	69.9	61.0	-	100.0	
CREDIT INSTS. WITH STAFF OF CIV. SERV. STATUS		M	288.0	155.3	98.2	74.4	61.7	54.5	-	100.0	
CREDIT INSTS. WITH STAFF OF CIV. SERV. STATUS		F	302.9	194.0	124.1	98.7	84.0	72.4	-	100.0	
CREDIT INSTS. WITH STAFF OF CIV. SERV. STATUS		T	332.5	177.4	108.5	83.2	69.8	60.9	-	100.0	

TAB.C3

REMUNERATION ANNUELLE BRUTE  
DES SALARIES A TEMPS PLEIN:  
MOYENNE(M) ET COEFFICIENT DE  
VARIATION(CV) SELON L ACTIVITE,  
LE SEXE ET LA QUALIFICATION

CV

QUALIFICATION								S E X E	NACE	ACTIVITE
1	2	3	4	5	6	(*)	TOT. ENS.			
27.00	33.0	36.7	25.5	21.0	16.5	-	67.6	M	812/813	INST. DE CREDIT DONT PERSONNEL ASS. FONCT. INST. DE CREDIT DONT PERSONNEL BEN.COMV.COLLECT. INST. DE CREDIT DONT PERSONNEL AUTRES STATUTS INSTITUTIONS DE CREDIT
-	29.80	23.0	18.3	18.1	21.6	-	34.4	F		
27.00	32.7	31.5	19.8	20.4	20.8	-	59.5	T		
32.2	24.3	23.4	17.4	17.4	17.0	-	60.7	M		
33.7	18.7	19.0	17.1	16.3	16.7	-	32.1	F		
32.4	24.1	22.0	17.5	16.0	17.3	-	57.1	T		
40.0	37.0	31.5	27.7	25.1	30.5	-	59.6	M		
-	26.3	29.0	24.7	27.3	30.0	-	42.0	F		
40.0	37.1	31.0	27.6	26.0	33.7	-	59.6	T		
33.0	26.3	26.0	20.6	20.0	23.3	-	61.1	M		
27.0	20.7	22.5	18.1	18.8	18.0	-	33.9	F		
33.0	26.2	26.0	19.0	19.5	21.5	-	57.8	T		

TAB.C4

INDEX OF MEAN GROSS  
ANNUAL PAY OF FULL-TIME  
FEMALE EMPLOYEES  
ACCORDING TO ACTIVITY  
AND QUALIFICATION

( PAY OF FULL-TIME MALE = 100 )

INDICE DE LA REMUNERATION  
ANNUELLE BRUTE MOYENNE DES  
SALARIES FEMININS A TEMPS PLEIN  
SELON L ACTIVITE  
ET LA QUALIFICATION

( REM. DES SAL. MASC. A TEMPS PLEIN = 100 )

QUALIFICATION								S E X E	NACE	ACTIVITE
1	2	3	4	5	6	(*)	TOT. ENS.			
100.00	100.0	100.0	100.0	100.0	100.0	-	100.0	M	812/813	INST. DE CREDIT DONT PERSONNEL ASS. FONCT. INST. DE CREDIT DONT PERSONNEL BEN.COMV.COLLECT. INST. DE CREDIT DONT PERSONNEL AUTRES STATUTS INSTITUTIONS DE CREDIT
-	92.40	86.8	87.1	88.4	85.2	-	68.7	F		
100.0	100.0	100.0	100.0	100.0	100.0	-	100.0	M		
73.3	87.7	88.5	94.5	88.0	86.2	-	78.5	F		
100.0	100.0	100.0	100.0	100.0	100.0	-	100.0	M		
-	81.7	87.6	86.7	88.7	76.8	-	67.7	F		
100.0	100.0	100.0	100.0	100.0	100.0	-	100.0	M		
73.7	87.8	86.8	93.0	93.4	83.1	-	78.1	F		



SALARIES A TEMPS PLEIN SELON LA  
REMUNERATION MENSUELLE BRUTE (CORRIGEE)  
PAR ACTIVITE, SEXE ET QUALIFICATION

( X )

REMUNERATION MENSUELLE BRUTE CORRIGEE (UNITES MONETAIRES NAT.)													SEXE	QUALIFICATION	RACE	ACTIVITE	
4500	4750	5000	5250	5500	5750	6000	6250	6500	6750	7000	7250	>=					EMS.
4740	4800	5240	5400	5740	5900	6240	6400	6740	6900	7240	7400	7500	TOT.				
-	-	-	-	-	-	-	-	-	-	-	-	84.0	100.0	M	1	INST. DE CREDIT DONT PERSONNEL ASS. FONCT.	
-	-	-	-	-	-	-	-	-	-	-	-	84.0	100.0	F	1		
2.7	0.6	2.0	2.4	7.0	-	0.7	2.4	0.7	-	5.0	-	34.1	100.0	M	2		
-	3.0	-	10.2	-	-	-	-	-	-	-	-	34.1	100.0	F	2		
2.1	1.1	2.0	5.6	0.3	2.1	5.4	1.0	5.4	-	3.0	-	34.6	100.0	M	3		
3.0	4.0	-	-	3.0	3.0	-	-	3.0	-	-	-	-	100.0	F	3		
2.0	2.0	2.0	1.4	1.4	1.0	0.0	-	1.4	-	-	-	0.0	100.0	M	4		
-	-	-	-	-	-	-	-	-	-	-	-	-	100.0	F	4		
-	-	-	-	-	-	-	-	-	-	-	-	-	100.0	M	5		
-	-	-	-	-	-	-	-	-	-	-	-	-	100.0	F	5		
-	-	-	-	-	-	-	-	-	-	-	-	-	100.0	M	6		
-	-	-	-	-	-	-	-	-	-	-	-	-	100.0	F	6		
1.0	1.5	0.0	0.0	2.4	1.1	2.2	0.5	2.2	0.0	1.0	-	0.3	100.0	M	T		INST. DE CREDIT DONT PERSONNEL GEN. CONV. COLLECT.
0.0	0.0	0.0	0.0	0.0	0.6	0.0	0.2	0.0	0.3	0.4	-	1.2	100.0	F	T		
0.0	0.4	0.2	0.4	0.4	0.3	0.4	0.7	0.6	0.2	1.4	-	1.0	100.0	M	1		
-	-	-	-	0.4	2.7	-	6.5	-	-	-	-	10.2	100.0	F	1		
0.3	0.4	0.2	0.4	0.6	0.4	0.4	0.0	0.6	0.2	1.6	-	3.2	100.0	M	2		
0.5	7.7	0.0	7.3	0.5	7.7	5.0	6.4	5.2	4.0	4.0	-	1.6	100.0	F	2		
0.7	0.0	0.4	7.0	1.0	7.2	5.0	6.3	4.0	5.0	4.6	-	3.0	100.0	M	3		
3.6	4.1	2.0	1.0	7.2	1.2	6.4	0.5	0.4	0.4	0.3	-	0.2	100.0	F	3		
4.0	2.3	1.2	0.0	0.4	0.2	0.3	0.1	0.0	0.0	-	-	0.1	100.0	M	4		
0.0	3.3	2.2	1.4	0.0	0.0	0.4	0.3	0.2	0.2	0.2	-	0.3	100.0	F	4		
0.4	0.4	0.5	0.3	0.1	0.1	-	-	-	-	-	-	-	100.0	M	5		
0.6	0.6	0.4	0.2	0.1	0.1	-	-	-	-	-	-	-	100.0	F	5		
0.3	0.1	0.1	0.1	0.0	0.0	-	-	-	-	-	-	-	100.0	M	6		
0.1	0.6	0.1	0.1	0.0	0.0	-	-	-	-	-	-	-	100.0	F	6		
0.2	0.0	0.1	0.0	0.0	0.0	-	-	-	-	-	-	-	100.0	M	T		
0.0	-	0.0	0.0	-	-	-	-	-	-	-	-	-	100.0	F	T		
2.0	2.6	2.3	1.0	1.4	1.6	1.1	1.2	1.0	0.0	0.0	-	0.6	100.0	M	1	INST. DE CREDIT DONT PERSONNEL AUTRES STATUTS	
1.3	1.0	0.7	0.6	0.5	0.2	0.2	0.2	0.1	0.1	0.1	-	0.2	100.0	F	1		
2.2	1.0	1.5	1.2	1.0	0.0	0.7	0.7	0.6	0.6	0.5	-	0.4	100.0	M	2		
-	1.2	-	-	-	-	24.3	25.1	2.1	1.0	0.7	-	3.6	100.0	F	2		
0.2	4.4	5.1	5.1	4.7	3.3	5.7	6.4	3.7	4.1	3.1	-	3.5	100.0	M	3		
3.1	6.1	7.0	4.1	7.0	2.1	5.4	7.5	5.0	3.0	2.0	-	2.1	100.0	F	3		
7.1	4.0	5.7	4.0	5.4	3.0	5.6	6.6	4.2	3.0	2.7	-	2.7	100.0	M	4		
0.7	0.4	0.3	5.0	4.7	4.3	3.5	2.0	2.4	1.6	2.0	-	1.6	100.0	F	4		
0.6	5.1	5.4	7.4	4.0	0.1	1.0	1.0	1.5	1.1	1.3	-	0.0	100.0	M	5		
0.7	7.3	0.0	6.1	4.7	4.0	3.0	2.0	2.0	1.4	1.0	-	1.4	100.0	F	5		
3.5	1.0	1.7	1.0	0.0	0.0	0.0	1.3	-	-	-	-	0.5	100.0	M	6		
2.7	1.5	-	-	0.0	-	-	-	-	-	-	-	-	100.0	F	6		
3.1	1.5	1.0	1.1	0.0	0.4	0.4	0.7	-	-	-	-	0.3	100.0	M	T		
0.0	1.0	0.0	-	-	-	-	-	-	-	-	-	-	100.0	F	T		
1.0	0.7	-	0.4	-	-	-	-	-	-	-	-	-	100.0	M	1		012/013 INSTITUTIONS DE CREDIT
0.0	0.0	0.5	0.2	-	-	-	-	-	-	-	-	-	100.0	F	1		
4.0	0.0	-	-	-	-	-	-	-	-	-	-	-	100.0	M	2		
1.2	0.0	-	-	-	-	-	-	-	-	-	-	-	100.0	F	2		
2.0	0.0	-	-	-	-	-	-	-	-	-	-	-	100.0	M	3		
4.5	3.7	3.1	2.5	2.1	1.0	1.0	1.7	1.3	1.1	1.1	-	1.1	100.0	F	3		
2.5	2.0	1.5	1.0	1.4	1.5	0.7	0.7	0.5	0.3	0.3	-	0.3	100.0	M	4		
3.0	2.0	2.4	2.2	1.0	1.7	1.3	1.2	1.0	0.0	0.7	-	0.7	100.0	F	4		
-	0.5	0.3	0.3	0.3	0.4	0.3	0.0	0.0	0.4	1.4	-	2.1	100.0	M	5		
0.4	0.5	0.3	0.3	0.5	0.5	0.4	1.0	0.0	0.4	1.5	-	2.2	100.0	F	5		
0.3	7.3	7.0	7.0	0.4	7.2	5.0	0.3	5.1	5.0	4.7	-	3.1	100.0	M	6		
0.6	0.4	10.0	10.0	11.0	3.7	5.1	5.0	3.5	3.0	2.2	-	1.0	100.0	F	6		
5.0	4.0	3.3	2.1	1.0	1.5	0.0	0.0	0.0	0.5	0.4	-	0.3	100.0	M	7		
3.7	2.4	1.6	1.4	0.7	0.0	0.4	0.3	0.1	0.1	0.1	-	0.1	100.0	F	7		
4.0	3.6	2.5	1.0	1.2	1.1	0.6	0.5	0.4	0.3	0.3	-	0.2	100.0	M	8		
1.1	0.0	0.5	0.4	0.2	0.2	0.2	0.2	-	-	-	-	0.1	100.0	F	8		
0.0	0.5	0.4	0.3	0.1	0.0	-	-	-	-	-	-	-	100.0	M	9		
0.0	0.7	0.4	0.3	0.2	0.1	0.1	0.1	-	-	-	-	0.0	100.0	F	9		
0.3	0.2	0.2	0.1	0.0	0.0	-	-	-	-	-	-	-	100.0	M	10		
0.2	0.1	0.1	0.1	-	-	-	-	-	-	-	-	-	100.0	F	10		
0.3	0.1	0.1	0.1	0.0	0.0	-	-	-	-	-	-	-	100.0	M	11		
0.5	0.1	0.1	0.1	-	-	-	-	-	-	-	-	-	100.0	F	11		
0.1	0.1	-	-	-	-	-	-	-	-	-	-	-	100.0	M	12		
0.3	0.1	0.1	0.0	-	-	-	-	-	-	-	-	-	100.0	F	12		
3.1	2.7	2.3	1.0	1.5	1.0	1.2	1.2	1.0	1.0	0.0	-	0.7	100.0	M	T		
1.4	1.1	0.0	0.7	0.5	0.3	0.3	0.2	0.1	0.1	0.1	-	0.1	100.0	F	T		
2.3	1.0	1.0	1.0	1.1	1.0	0.7	0.0	0.0	0.0	0.5	-	4.1	100.0	M	T		

TAB.C6

FULL-TIME EMPLOYEES ACCORDING TO GROSS ANNUAL PAY BY ACTIVITY, SEX AND QUALIFICATION

(X)

ACTIVITY	RACE	Q U A L I F I C A T I O N	S E X	GROSS ANNUAL PAY (NAT. CURRENCY - THOUSANDS OF UNITS)																
				< 15	>=15 <18	>=18 <21	>=21 <24	>=24 <27	>=27 <30	>=30 <33	>=33 <36	>=36 <39	>=39 <42	>=42 <45	>=45 <48	>=48 <51	>=51 <54			
CREDIT INSTS. WITH STAFF OF CIV. SERV. STATUS			M	1	-	-	-	-	-	-	-	-	-	-	-	-	-	-		
				2	-	-	-	-	-	-	-	-	-	-	-	-	-	-	-	
				3	-	-	-	3.6	3.9	3.8	5.9	5.9	2.2	2.3	4.1	7.7	14.7	16.9	12.6	7.8
				4	-	-	-	1.8	2.7	2.7	16.8	18.3	5.6	8.5	2.0	8.0	16.9	12.6	10.4	8.5
				5	-	-	1.3	2.7	15.5	18.7	18.3	20.8	16.0	3.9	0.8	1.4	-	-	-	-
				6	0.2	2.9	13.6	14.8	18.7	22.0	9.2	6.7	8.3	4.3	2.3	-	-	-	-	-
				T	0.1	1.8	7.0	21.6	22.3	17.8	11.9	7.4	6.7	5.7	1.4	-	-	-	-	-
				1	-	-	35.1	12.1	37.9	3.2	10.9	-	-	-	-	-	-	-	-	-
				2	-	20.0	34.3	13.3	13.6	-	-	-	-	-	-	-	-	-	-	-
				3	-	10.4	34.7	12.7	25.2	1.9	9.6	-	-	-	-	-	-	-	-	-
				4	-	-	4.8	5.6	9.0	9.6	7.3	3.3	9.4	4.3	4.9	6.6	3.3	2.8	-	-
				5	0.4	1.3	2.4	7.5	13.7	15.3	14.7	13.4	11.0	3.0	2.2	4.4	3.4	2.4	-	-
6	0.2	0.8	3.3	6.8	12.0	13.2	12.0	9.6	10.4	3.5	3.2	5.2	3.4	2.5	-	-				
CREDIT INSTS. WITH STAFF OF COLL. AGRT. STATUS			M	1	-	-	-	-	-	-	-	-	-	-	-	-	-			
				2	-	-	-	-	-	0.0	0.0	0.2	0.3	0.8	1.3	2.9	5.7			
				3	-	-	0.1	0.1	0.3	2.7	7.3	11.3	12.2	12.0	11.4	3.8	4.6	7.4		
				4	-	0.1	0.1	0.5	1.8	5.4	11.4	16.7	16.6	14.7	10.5	7.7	5.8	4.0		
				5	0.1	0.3	0.6	3.0	9.7	26.7	23.7	26.7	25.7	16.1	8.4	4.4	2.3	1.2		
				6	0.0	0.2	0.5	2.0	8.4	23.9	24.5	16.7	10.3	5.9	3.9	2.3	0.7	0.4		
				T	0.6	0.8	1.1	13.0	31.6	26.4	13.4	6.5	2.9	1.8	1.0	0.6	0.0	0.0		
				1	0.6	0.9	3.6	17.1	34.5	24.2	11.1	4.4	2.1	0.8	0.4	0.2	0.0	0.0		
				2	0.6	0.8	2.6	15.4	33.3	25.1	12.0	5.3	2.4	1.2	0.7	0.4	0.0	0.0		
				3	0.6	1.7	15.4	38.3	22.4	11.7	5.8	2.5	0.9	0.4	0.1	0.1	-	0.1		
				4	1.0	4.3	16.9	39.9	23.0	10.2	2.6	1.3	0.5	0.1	-	0.1	0.1	-		
				5	0.9	3.1	16.3	39.2	22.7	10.8	4.0	1.8	0.7	0.2	0.1	0.1	0.1	0.0		
6	0.2	0.4	1.9	7.0	10.5	10.8	9.0	7.7	6.4	5.5	5.1	4.6	3.7	3.3						
T	0.4	1.0	4.0	12.8	17.8	16.1	12.0	9.4	7.2	5.4	3.7	2.7	2.1	1.5						
1	0.3	0.7	2.9	9.7	13.9	13.3	10.4	8.5	6.8	5.5	4.5	3.7	2.9	2.5						
CREDIT INSTS. WITH STAFF OF OTHER STATUS			M	1	-	-	-	-	-	-	-	-	-	-	-	-	-			
				2	-	-	-	-	-	-	-	-	-	-	-	-	-	-		
				3	-	-	-	-	-	-	-	-	-	-	-	-	-	-	-	
				4	-	-	-	0.5	0.4	0.6	2.0	3.7	3.6	5.3	6.8	7.4	10.9	7.4		
				5	-	-	-	0.2	0.5	1.0	3.1	4.6	6.3	6.2	6.1	7.9	9.9	7.8		
				6	-	-	-	1.4	2.8	6.2	13.3	18.4	15.8	11.8	9.2	7.8	1.7	1.1		
				T	-	-	-	2.0	4.1	7.8	15.2	16.3	17.0	14.8	5.6	4.8	4.0	3.9		
				1	-	0.9	2.6	5.1	10.4	14.6	17.7	15.4	8.9	7.2	6.0	2.7	1.5			
				2	0.3	0.3	2.8	6.6	13.1	10.1	12.0	13.0	12.1	8.6	8.8	6.6	2.5			
				3	0.3	2.0	7.8	9.7	15.4	14.7	15.8	8.7	7.4	7.1	3.3	3.8	2.3			
				4	0.3	1.3	5.8	8.4	14.5	12.8	14.2	10.5	9.3	7.7	5.6	4.9	2.4			
				5	1.6	2.4	4.7	10.7	12.7	14.8	13.2	10.1	4.9	5.4	7.8	3.9	2.5			
6	4.7	12.8	12.5	19.3	20.7	12.6	5.9	3.4	1.7	0.6	2.4	2.4	-							
T	3.2	8.0	8.8	15.3	17.0	13.6	9.3	6.5	3.2	2.8	4.9	3.1	1.3							
1	0.2	0.4	1.2	3.0	5.0	5.1	6.9	8.1	6.9	6.2	6.6	5.8	5.3							
2	0.9	3.0	5.6	7.9	11.0	10.9	11.1	8.2	8.1	5.7	3.7	4.8	3.8							
3	0.5	1.6	3.1	5.2	7.6	7.7	8.7	8.1	7.5	6.0	5.3	5.4	4.6							
CREDIT INSTITUTIONS	812/813		M	1	-	-	-	-	-	-	-	-	-	-	-	-	-			
				2	-	-	-	-	-	-	-	-	-	-	-	-	-	-		
				3	-	-	-	-	-	-	-	-	-	-	-	-	-	-	-	
				4	-	-	-	-	-	-	-	-	-	-	-	-	-	-	-	
				5	-	-	-	-	-	-	-	-	-	-	-	-	-	-	-	
				6	-	-	-	-	-	-	-	-	-	-	-	-	-	-	-	
				T	-	-	-	-	-	-	-	-	-	-	-	-	-	-	-	
				1	-	-	-	-	-	-	-	-	-	-	-	-	-	-	-	
				2	-	-	-	-	-	-	-	-	0.1	0.0	0.3	0.4	0.9	1.4	3.2	
				3	-	-	-	-	-	-	-	-	0.1	0.3	0.6	1.4	2.4	4.0	5.5	
				4	-	-	-	-	-	-	-	-	0.1	0.1	0.3	0.5	1.1	1.8	3.5	
				5	-	0.0	0.1	0.1	0.4	2.5	6.7	10.4	11.3	11.4	11.5	11.0	9.6	7.1		
6	-	0.1	0.1	0.5	1.6	5.3	11.0	15.7	16.0	13.9	10.0	8.0	6.2	4.5						
T	-	0.1	0.1	0.3	0.9	3.8	8.6	12.7	13.3	12.5	10.8	9.7	8.1	6.0						
1	-	0.1	0.2	1.0	6.5	18.9	21.7	17.2	13.0	8.1	6.2	4.1	0.6	0.5						
2	0.1	0.2	0.8	3.0	10.1	25.0	24.2	16.6	9.6	4.5	2.4	1.5	1.2	0.6						
3	0.0	0.2	0.5	2.1	8.4	22.2	23.1	16.9	11.2	6.2	4.1	2.7	0.9	0.5						
4	0.6	0.8	1.5	12.4	29.6	24.7	13.2	7.2	3.9	2.5	1.8	1.2	0.3	0.1						
5	0.6	1.0	4.0	16.5	32.3	23.1	11.6	4.9	2.7	1.5	0.7	0.6	0.3	0.1						
6	0.6	0.9	3.0	14.8	31.2	23.8	12.3	5.9	3.2	1.9	1.2	0.9	0.3	0.1						
T	0.7	1.7	14.3	34.8	21.4	12.0	6.7	3.4	1.4	1.0	1.0	0.6	0.3	0.4						
1	1.5	5.3	16.6	37.6	22.7	10.4	2.9	1.5	0.6	0.1	0.3	0.3	0.2	-						
2	1.2	3.7	15.6	36.4	22.1	11.1	4.6	2.3	0.9	0.5	0.6	0.4	0.2	0.2						
3	0.2	0.4	1.9	6.6	9.9	10.2	8.8	7.7	6.5	5.6	5.2	4.7	3.8	3.4						
4	0.4	1.2	4.1	12.2	17.0	15.6	12.0	9.4	7.4	5.4	3.7	3.0	2.3	1.7						
5	0.3	0.8	2.9	9.2	13.2	12.7	10.3	8.5	6.9	5.5	4.5	3.9	3.1	2.6						

SALARIES A TEMPS PLEIN SELON LA  
REMUNERATION ANNUELLE BRUTE  
PAR ACTIVITE, SEXE ET QUALIFICATION

( 2 )

REMUNERATION ANNUELLE BRUTE (MILLIERS D UNITES MONETAIRES NAT.)													SEXE	QUALIFICATION	MACE	ACTIVITE
>=54 <57	>=57 <60	>=60 <63	>=63 <66	>=66 <69	>=69 <72	>=72 <75	>=75 <78	>=78 <81	>=81 <84	>=84 <87	>=87 <90	>=90				
-	-	-	-	-	-	-	-	-	-	-	-	88.3	100.0	M	1	INST. DE CREDIT DONT PERSONNEL ASS. FONCT.
-	-	-	-	-	-	-	-	-	-	-	-	-	-	F	1	
5.2	5.5	3.1	5.1	2.8	6.9	0.4	6.9	8.0	-	4.8	-	28.7	100.0	M	2	
-	-	-	11.5	11.5	1.6	-	-	-	-	-	-	20.2	100.0	F	2	
4.4	4.4	4.3	6.4	4.5	5.9	0.5	5.6	6.5	-	3.9	5.8	27.8	100.0	M	3	
10.5	1.7	0.6	3.2	5.3	3.2	-	-	-	-	-	-	3.2	100.0	F	3	
1.4	7.2	2.5	-	-	-	-	-	-	-	-	-	-	100.0	M	4	
5.4	4.8	1.7	1.4	2.3	1.4	-	-	-	-	-	-	1.4	100.0	F	4	
-	-	-	-	-	-	-	-	-	-	-	-	-	100.0	M	5	
-	-	-	-	-	-	-	-	-	-	-	-	-	100.0	F	5	
-	-	-	-	-	-	-	-	-	-	-	-	-	100.0	M	6	
-	-	-	-	-	-	-	-	-	-	-	-	-	100.0	F	6	
4.8	1.6	0.8	2.0	2.1	2.8	0.1	1.8	1.7	-	1.0	-	9.3	100.0	M	T	
0.3	1.6	0.8	0.3	0.3	0.0	0.1	-	-	-	-	0.7	0.6	100.0	F	T	
1.9	1.6	0.6	1.0	1.0	1.1	0.1	0.7	0.6	-	0.4	-	3.9	100.0	M	1	
0.3	0.1	0.3	0.4	0.4	0.5	0.4	0.7	0.3	1.3	1.6	2.3	91.1	100.0	M	1	
0.3	0.1	0.3	5.2	9.3	-	-	2.0	-	-	-	13.5	55.2	100.0	F	1	
0.8	0.5	7.7	0.0	7.6	6.2	6.2	6.0	5.1	4.4	3.5	3.2	13.6	100.0	M	2	
13.2	14.3	11.7	10.2	6.7	3.8	5.2	5.0	2.6	2.0	1.5	1.0	2.1	100.0	F	2	
9.3	9.2	8.2	8.3	7.5	5.9	6.1	5.9	4.8	4.2	3.2	2.9	12.1	100.0	M	3	
4.6	3.3	1.8	1.1	0.7	0.5	0.4	0.3	0.3	0.2	0.2	0.1	0.4	100.0	M	3	
2.2	1.1	0.5	0.4	0.2	-	-	-	-	-	-	-	-	100.0	F	3	
3.5	2.3	1.2	0.8	0.5	0.3	0.2	0.2	0.2	0.1	0.1	0.0	0.2	100.0	M	4	
0.2	0.1	0.1	-	-	-	-	-	-	-	-	-	-	100.0	F	4	
0.1	0.0	-	-	-	-	-	-	-	-	-	-	-	100.0	M	5	
0.1	0.1	0.0	0.0	-	-	-	-	-	-	-	-	-	100.0	F	5	
0.0	0.0	-	-	-	-	-	-	-	-	-	-	-	100.0	M	6	
0.0	0.0	-	-	-	-	-	-	-	-	-	-	-	100.0	F	6	
3.8	2.5	1.9	1.7	1.5	1.2	1.2	1.1	1.0	0.0	0.7	0.6	6.5	100.0	M	T	
1.8	0.8	0.5	0.4	0.3	0.1	0.2	0.2	0.1	0.1	0.1	0.0	0.1	100.0	F	T	
2.1	1.7	1.2	1.1	0.9	0.7	0.7	0.7	0.5	0.5	0.4	0.4	3.5	100.0	M	1	
-	-	-	1.2	-	-	31.8	2.5	2.6	1.3	3.3	2.0	6.3	79.0	100.0	M	1
-	-	-	-	-	-	-	-	-	-	-	-	50.5	100.0	F	1	
5.8	5.3	4.1	5.8	5.3	4.7	5.6	2.5	1.3	3.2	1.9	6.0	78.0	100.0	M	2	
7.6	2.1	11.6	14.2	3.1	3.1	3.1	4.2	2.2	4.7	2.1	3.6	28.1	100.0	M	2	
5.6	4.8	5.8	7.7	4.8	4.4	5.0	3.5	2.6	4.3	2.1	3.7	23.8	100.0	F	2	
8.4	6.8	5.5	5.8	4.3	3.4	2.2	2.4	2.0	1.7	1.4	1.1	7.4	100.0	M	3	
5.1	7.8	6.4	4.8	3.5	2.3	2.1	0.7	0.9	0.3	0.7	0.6	2.8	100.0	M	3	
7.2	7.1	5.8	4.9	3.7	3.8	2.2	1.8	1.6	1.2	1.2	1.0	5.8	100.0	F	4	
1.7	1.5	1.4	1.7	1.2	-	1.3	-	-	-	-	-	-	100.0	M	4	
0.8	0.8	-	-	-	-	-	-	-	-	-	-	-	100.0	F	4	
1.2	1.2	0.9	1.0	0.7	-	0.7	-	-	-	0.4	-	-	100.0	M	5	
0.9	0.8	0.8	-	-	-	-	-	-	-	-	-	-	100.0	F	5	
0.8	-	-	-	-	-	-	-	-	-	-	-	-	100.0	M	6	
0.7	0.3	0.3	-	-	-	-	-	-	-	-	-	-	100.0	F	6	
1.6	-	-	-	-	-	-	-	-	-	-	-	-	100.0	M	6	
0.8	-	-	-	-	-	-	-	-	-	-	-	-	100.0	F	T	
4.8	3.3	2.7	2.7	2.2	1.7	1.8	1.5	1.0	1.4	0.9	1.3	10.8	100.0	M	T	
1.8	1.9	2.0	1.8	0.8	0.7	0.7	0.2	0.4	0.2	0.3	0.3	1.2	100.0	F	T	
3.8	2.7	2.4	2.3	1.6	1.3	1.3	0.9	0.7	0.9	0.8	0.9	6.6	100.0	M	1	
0.4	0.2	0.2	0.5	0.3	0.5	0.7	1.0	0.5	1.5	1.8	2.8	88.5	100.0	M	1	
-	-	-	4.2	7.5	4.0	6.7	1.6	-	-	-	10.9	54.3	100.0	F	1	
0.4	0.2	0.2	0.6	0.5	0.5	0.8	1.0	0.5	1.7	1.7	3.0	88.8	100.0	M	2	
8.4	8.2	7.3	7.7	7.3	6.1	6.1	5.9	4.8	4.4	3.4	3.2	15.1	100.0	M	2	
12.8	12.1	11.6	10.8	6.3	3.7	4.7	4.3	2.7	2.7	1.6	2.8	3.8	100.0	F	3	
8.8	8.7	7.9	8.2	7.2	5.8	5.9	5.7	4.6	4.2	3.1	3.8	13.5	100.0	M	3	
5.8	3.8	2.2	1.5	1.2	0.9	0.6	0.5	0.5	0.3	0.3	0.2	1.1	100.0	M	3	
2.4	1.7	0.9	0.7	0.4	0.2	0.2	0.1	0.1	0.0	0.1	0.1	0.2	100.0	F	4	
3.9	2.8	1.8	1.1	0.8	0.6	0.4	0.3	0.3	0.2	0.2	0.1	0.7	100.0	M	4	
0.4	0.2	0.2	0.3	0.1	0.1	0.2	-	-	-	-	-	-	100.0	F	4	
0.1	0.1	-	-	-	-	-	-	-	-	-	-	-	100.0	M	5	
0.3	0.2	0.1	0.1	0.1	0.0	0.1	-	-	0.8	0.8	-	-	100.0	F	5	
0.1	0.1	0.1	-	-	-	-	-	-	-	-	-	-	100.0	M	5	
0.1	0.0	0.0	-	-	-	-	-	-	-	-	-	-	100.0	F	6	
0.2	-	-	-	-	-	-	-	-	-	-	-	-	100.0	M	6	
0.1	-	-	-	-	-	-	-	-	-	-	-	-	100.0	F	T	
3.1	2.8	2.0	1.8	1.6	1.3	1.2	1.2	1.0	0.8	0.7	0.7	7.8	100.0	M	T	
1.1	0.9	0.6	0.5	0.3	0.2	0.2	0.2	0.1	0.1	0.1	0.1	0.2	100.0	F	T	
2.2	1.8	1.3	1.2	1.0	0.8	0.7	0.7	0.6	0.5	0.4	0.4	3.8	100.0	M	T	

TAB.C7

QUANTILES OF DISTRIBUTION  
OF FULL-TIME EMPLOYEES ACCORDING TO  
GROSS MONTHLY PAY CORRECTED  
BY ACTIVITY, SEX AND QUALIFICATION

QUANTILES DE LA DISTRIBUTION  
DES SALAIRES A TEMPS PLEIN SELON LA  
REMUNERATION MENSUELLE BRUTE CORRIGEE  
PAR ACTIVITE, SEXE ET QUALIFICATION

ACTIVITY	NACE	Q U A L I F I C A T I O N	S E X	QUANTILES							
				Q(0,10)	Q(0,25)	Q(0,50)	Q(0,75)	Q(0,90)			
CREDIT INSTS. WITH STAFF OF CIV. SERV. STATUS		1	M	9476	10148	16360	17930	-			
			F	-	-	-	-	-			
			T	9476	10148	16360	17930	-			
			2	M	3696	4543	8506	8603	9958		
				F	3258	3895	5446	8051	8712		
				T	3488	4457	6214	8506	9463		
			3	M	2486	3297	3871	4461	5750		
				F	2449	2810	3488	4029	4450		
				T	2463	2921	3650	4198	5043		
			4	M	2084	2331	3025	3635	3985		
				F	2078	2299	2637	2865	3245		
				T	2082	2302	2678	3060	3432		
			5	M	1699	1912	2347	2868	3554		
				F	1770	1873	2119	2709	3142		
				T	1756	1883	2219	2780	3251		
			6	M	1622	1795	2024	2369	2567		
				F	1527	1596	1711	2018	2641		
				T	1541	1629	1803	2235	2604		
			T	M	1956	2396	3359	4534	7181		
				F	1835	2160	2643	3164	3914		
				T	1868	2240	2780	3631	5065		
			CREDIT INSTS. WITH STAFF OF COLL. AGRT. STATUS		1	M	7790	8901	10361	12777	16156
						F	5780	7145	7716	9231	10771
						T	7689	8843	10317	12692	16053
2	M	4562				5080	5936	7020	8189		
	F	4248				4750	5335	6076	6894		
	T	4524				5026	5834	6808	8013		
3	M	2812				3202	3726	4326	4983		
	F	2755				3032	3418	3800	4459		
	T	2741				3106	3575	4157	4766		
4	M	2334				2558	2849	3248	3752		
	F	2311				2522	2765	3088	3472		
	T	2321				2538	2803	3163	3636		
5	M	2009				2173	2400	2680	3077		
	F	2013				2164	2383	2637	2937		
	T	2011				2168	2390	2655	2984		
6	M	1590				1776	1969	2227	2568		
	F	1576				1769	1953	2185	2445		
	T	1582				1772	1960	2202	2484		
T	M	2009				2400	3159	4515	6551		
	F	1877				2181	2599	3203	3946		
	T	1936				2280	2816	3786	5284		
CREDIT INSTS. WITH STAFF OF OTHER STATUS		1				M	7263	8100	9690	12774	17548
						F	6932	8036	9589	12485	17442
						T	4224	4911	6234	7937	10517
			2	M	3981	4366	5497	6591	8014		
				F	4127	4787	6088	7611	9722		
				T	3241	3829	4782	5845	7362		
			3	M	2940	3435	4400	5416	6214		
				F	3107	3737	4659	5672	7023		
				T	2529	2883	3250	3861	4747		
			4	M	2270	2580	2986	3418	4261		
				F	2361	2736	3136	3673	4491		
				T	2040	2373	2879	3521	3970		
			5	M	1844	2135	2558	3135	3822		
				F	1906	2212	2691	3323	3912		
				T	1756	2092	2502	3275	4275		
			6	M	1416	1687	2087	2502	3259		
				F	1516	1861	2250	2847	3813		
				T	2236	2857	3834	5348	7757		
			T	M	1802	2200	2819	3783	5073		
				F	2004	2478	3311	4652	6512		
				T	7664	8782	10322	12820	16418		
			CREDIT INSTITUTIONS	812/813	1	M	5829	6643	7718	9317	10875
						F	7575	8718	10271	12736	16347
						T	4530	5069	5960	7082	8395
2	M	4146				4713	5350	6188	7071		
	F	4468				5010	5853	6885	8239		
	T	2828				3244	3798	4450	5241		
3	M	2754				3043	3450	3871	4620		
	F	2788				3132	3628	4257	4992		
	T	2336				2576	2996	3337	3884		
4	M	2288				2512	2770	3188	3493		
	F	2308				2539	2825	3201	3717		
	T	2006				2181	2421	2738	3227		
5	M	1992				2166	2391	2870	3019		
	F	1901				2156	2391	2877	3116		
	T	1597				1790	2004	2307	2741		
6	M	1563				1762	1959	2201	2686		
	F	1577				1774	1976	2234	2809		
	T	2023				2429	3229	4616	6709		
T	M	1869				2182	2616	3239	4046		
	F	1938				2291	2856	3872	5440		



TAB.C7

QUANTILES OF DISTRIBUTION  
OF FULL-TIME EMPLOYEES ACCORDING TO  
GROSS ANNUAL PAY  
BY ACTIVITY, SEX AND QUALIFICATION

QUANTILES DE LA DISTRIBUTION  
DES SALAIRES A TEMPS PLEIN SELON LA  
REMUNERATION ANNUELLE BRUTE  
PAR ACTIVITE, SEXE ET QUALIFICATION

QUANTILES					SEX	QUALIFICATION	MACE	ACTIVITE
Q(0.10)	Q(0.25)	Q(0.50)	Q(0.75)	Q(0.90)				
120506	147525	173430	100075	211700	M	1		INST. DE CREDIT
-	-	-	-	-	F	1		DONT PERSONNEL
120506	147525	173430	100075	211700	M	2		ASS. FOMCT.
46020	50761	76002	100150	114053	F	2		
41340	60000	67110	80270	101041	M	3		
46355	50700	75005	90043	110042	F	3		
20944	37700	46040	55234	67050	M	4		
20242	33000	45303	50440	57201	F	4		
20102	36020	46010	52207	50000	M	5		
26400	29410	36664	41527	46000	F	5		
25154	27070	31020	35057	30300	M	6		
25315	20137	32415	36094	40150	F	6		
20200	23302	27300	31010	37770	M	1		
21400	23220	26241	30770	34073	F	1		
21155	23241	26626	31104	36013	M	2		
10055	20137	24210	26100	30403	F	2		
15050	17307	10704	23500	26024	M	3		
16427	10024	20000	25442	30000	F	3		
23730	20000	30000	50300	05000	M	4		
23351	20020	31012	37713	40001	F	4		
23470	27412	33512	44004	60503	M	5		
01400	107571	124705	150000	100500	F	5		INST. DE CREDIT
07345	03350	06405	110040	133024	M	5		DONT PERSONNEL
00005	100021	124010	140310	100541	F	5		REN. CONV. COLLECT.
53300	50745	60201	80707	03757	M	1		
40300	55162	60670	60554	77000	F	1		
52700	50040	67014	79300	02305	M	2		
32700	36770	42040	40707	50531	F	2		
30523	33000	30500	44105	50200	M	3		
31530	35300	40745	47404	53072	F	3		
27250	29420	32730	37323	42204	M	4		
25001	20270	31131	34071	30017	F	4		
20010	20751	31040	35701	40000	M	5		
22710	24002	27310	30310	34300	F	5		
21000	24244	26417	29200	32403	M	6		
22107	24507	26700	29600	33001	F	6		
10400	21570	23520	26540	20075	M	1		
10020	21207	23007	25001	20441	F	1		
10103	21300	23274	26047	20155	M	2		
24124	20307	37070	52002	70002	F	2		
22000	25131	20501	36505	45007	M	3		
22001	20452	32045	44013	01520	F	3		
01200	03305	111424	140202	204150	M	3		INST. DE CREDIT
70440	02744	110143	147070	203225	F	3		DONT PERSONNEL
40030	57420	72270	02610	121104	M	3		AUTRES STATUTS
40205	51644	62240	73043	00377	F	3		
40035	50012	60701	00000	112407	M	4		
40407	45000	50555	00000	04040	F	4		
33003	30040	40247	50013	00503	M	5		
30220	43472	52504	63747	70320	F	5		
30030	33227	37522	43733	55250	M	6		
25414	20142	33770	30317	40702	F	6		
23003	31207	35751	41751	40200	M	1		
24032	21000	34131	40070	40071	F	1		
20000	25013	30017	30232	43007	M	2		
21001	25020	31470	30347	40027	F	2		
21307	25320	30710	30072	40347	M	3		
10240	10707	24000	20174	34237	F	3		
17540	21072	20503	20021	43320	M	4		
21147	34201	45104	43002	02412	F	4		
21101	20050	32001	44070	57704	M	5		
23770	20723	30075	54124	70703	F	5		
00000	105054	123007	140000	103701	M	1	012/013	INSTITUTIONS
00123	01214	00350	100101	134107	F	1		DE CREDIT
00203	105102	123135	140207	101032	M	2		
52010	50070	00000	01731	05520	F	2		
40055	54020	01077	00334	00074	M	3		
32001	57027	07274	00230	04150	F	3		
33020	37230	40024	00000	50200	M	4		
30013	34104	30015	45230	51001	F	4		
31005	35045	41430	40700	50370	M	5		
27345	20724	33272	30144	40533	F	5		
25752	20200	31340	35007	30200	M	6		
20500	20003	32150	30437	41040	F	6		
22734	24000	27020	31240	30103	M	1		
21704	24200	20500	20071	33540	F	1		
22120	24007	20003	30212	34044	M	2		
10575	21700	23050	27401	32233	F	2		
10500	21133	23120	25005	20555	M	3		
10004	21373	23434	20400	20000	F	3		
24375	20750	37054	53040	70474	M	4		
22032	25231	20074	37200	40334	F	4		
22030	20057	33104	45020	03330	M	5		

TAB.C8

GROSS MONTHLY PAY(CORRECTED) OF  
PART-TIME EMPLOYEES :  
MEAN(M) AND COEFFICIENT OF VARIATION  
(CV) ACCORDING TO ACTIVITY,SEX AND  
QUALIFICATION

M

ACTIVITY	NACE	SEX	QUALIFICATION							TOT.	
			1	2	3	4	5	6	(*)	EMS.	
CREDIT INSTS. WITH STAFF OF CIV. SERV. STATUS		M	-	-	-	-	-	-	-	-	1223#
CREDIT INSTS. WITH STAFF OF COLL. AGRT. STATUS		F	-	-	-	-	-	-	-	-	641
CREDIT INSTS. WITH STAFF OF OTHER STATUS		T	-	-	-	-	-	-	-	-	738#
CREDIT INSTITUTIONS	812/813	M	-	-	-	-	1225#	523#	-	-	786
		F	-	-	-	-	1025#	561#	-	-	1287#
		T	-	-	-	-	736#	850#	-	-	703
		M	-	-	-	1254#	1287#	489	-	-	832
		F	-	-	-	-	1121#	552	-	-	

TAB.C9

INDEX OF MEAN GROSS  
MONTHLY PAY (CORRECTED) OF  
PART-TIME EMPLOYEES  
ACCORDING TO ACTIVITY,SEX  
AND QUALIFICATION  
( PAY OF ALL FULL-TIME EES. = 100 )

INDICE DE LA REMUNERATION  
MENSUELLE BRUTE CORRIGEE  
DES SALAIRES A TEMPS PARTIEL  
SELON L ACTIVITE,LE SEXE  
ET LA QUALIFICATION  
( REM. DE L EMS. DES SAL. A TEMPS PLEIN = 100 )

ACTIVITY	NACE	SEX	QUALIFICATION							TOT.	
			1	2	3	4	5	6	(*)	EMS.	
CREDIT INSTS. WITH STAFF OF CIV. SERV. STATUS		M	-	-	-	-	-	-	-	-	100.0#
CREDIT INSTS. WITH STAFF OF COLL. AGRT. STATUS		F	-	-	-	-	-	-	-	-	100.0
CREDIT INSTS. WITH STAFF OF OTHER STATUS		T	-	-	-	-	-	-	-	-	100.0#
CREDIT INSTITUTIONS	812/813	M	-	-	-	-	240.2#	74.5	-	-	100.0#
		F	-	-	-	-	172.9#	61.5	-	-	100.0#
		T	-	-	-	-	165.7#	70.7#	-	-	100.0#
		M	-	-	-	-	130.4#	71.4#	-	-	100.0
		F	-	-	-	-	57.2#	66.0#	-	-	100.0#
		T	-	-	-	-	184.4#	71.0	-	-	100.0
		M	-	-	-	150.8#	134.7#	66.3	-	-	100.0
		F	-	-	-	-	-	-	-	-	

TAB.C8

REMUNERATION MENSUELLE BRUTE  
CORRIGEE DES SALAIRES A TEMPS PARTIEL  
MOYENNE (M) ET COEFFICIENT DE  
VARIATION(CV) SELON L ACTIVITE,  
LE SEXE ET LA QUALIFICATION

CY

QUALIFICATION								TOG. ENS.	S E X E	NACE	ACTIVITE
1	2	3	4	5	6	(*)					
-	-	-	-	-	-	-	20.00	M		INST. DE CREDIT	
-	-	-	-	-	-	-	-	F		DONT PERSONNEL	
-	-	-	-	-	-	-	-	T		ASS. FONCT.	
-	-	-	-	-	67.80	-	-	M		INST. DE CREDIT	
-	-	-	-	54.20	86.0	-	107.0	F		DONT PERSONNEL	
-	-	-	-	53.00	87.5	-	100.20	T		ASS. FONCT.	
-	-	-	-	-	87.90	-	102.90	M		INST. DE CREDIT	
-	-	-	-	-	87.90	-	-	F		DONT PERSONNEL	
-	-	-	-	66.00	129.60	-	113.50	T		ASS. FONCT.	
-	-	-	-	74.50	120.70	-	110.6	M		INST. DE CREDIT	
-	-	-	-	74.30	81.30	-	163.00	F	012/013	DONT PERSONNEL	
-	-	-	-	62.30	109.7	-	108.7	M		ASS. FONCT.	
-	-	-	74.00	60.70	106.1	-	147.0	T		INST. DE CREDIT	

TAB.C9

INDEX OF MEAN GROSS  
MONTHLY PAY (CORRECTED) OF  
PART-TIME FEMALE EMPLOYEES  
ACCORDING TO ACTIVITY  
AND QUALIFICATION

( PAY OF FULL-TIME MALE = 100 )

INDICE DE LA REMUNERATION  
MENSUELLE BRUTE CORRIGEE  
DES SALAIRES FEMININS A TEMPS PARTIEL  
SELON L ACTIVITE  
ET LA QUALIFICATION

( REM. DES SAL. MASC. A TEMPS PLEIN = 100 )

QUALIFICATION								TOG. ENS.	S E X E	NACE	ACTIVITE
1	2	3	4	5	6	(*)					
-	-	-	-	-	-	-	42.50	M		INST. DE CREDIT	
-	-	-	-	-	-	-	-	F		DONT PERSONNEL	
-	-	-	-	-	-	-	-	T		ASS. FONCT.	
-	-	-	-	135.00	52.0	-	30.0	M		INST. DE CREDIT	
-	-	-	-	-	100.00	-	100.00	F		DONT PERSONNEL	
-	-	-	-	174.30	70.00	-	01.00	M		ASS. FONCT.	
-	-	-	-	-	100.00	-	100.00	F		INST. DE CREDIT	
-	-	-	-	100.00	100.00	-	100.00	M	012/013	DONT PERSONNEL	
-	-	-	-	170.10	50.7	-	54.6	F		ASS. FONCT.	

**TAB.C10**

GROSS ANNUAL PAY OF PART-TIME  
EMPLOYEES :  
MEAN(M) AND COEFFICIENT OF VARIATION  
(CV) ACCORDING TO ACTIVITY,SEX AND  
QUALIFICATION

ACTIVITY	NACE	SEX	QUALIFICATION							TOG. ENS.	
			1	2	3	4	5	6	(*)		
CREDIT INSTS. WITH STAFF OF CIV. SERV. STATUS	812/813	M	-	-	-	-	-	-	-	-	-
CREDIT INSTS. WITH STAFF OF COLL. AGRT. STATUS		F	-	-	-	-	-	-	-	-	-
CREDIT INSTS. WITH STAFF OF OTHER STATUS		T	-	-	-	-	-	-	-	-	-
CREDIT INSTS. WITH STAFF OF OTHER STATUS		M	-	-	-	-	19141#	-	10661#	-	7472#
CREDIT INSTS. WITH STAFF OF OTHER STATUS		F	-	-	-	-	18421#	-	5402	-	10154#
CREDIT INSTS. WITH STAFF OF OTHER STATUS		T	-	-	-	-	-	-	5972	-	8201#
CREDIT INSTS. WITH STAFF OF OTHER STATUS		M	-	-	-	-	-	-	8038#	-	9572#
CREDIT INSTS. WITH STAFF OF OTHER STATUS		F	-	-	-	-	-	-	5299#	-	8201#
CREDIT INSTS. WITH STAFF OF OTHER STATUS		T	-	-	-	-	-	-	5827	-	8606
CREDIT INSTS. WITH STAFF OF OTHER STATUS		M	-	-	-	-	-	-	9138#	-	8022
CREDIT INSTS. WITH STAFF OF OTHER STATUS		F	-	-	-	-	16776#	-	15652#	-	8022
CREDIT INSTS. WITH STAFF OF OTHER STATUS		T	-	-	-	-	14114#	-	12786#	-	9381

**TAB.C11**

INDEX OF MEAN GROSS  
ANNUAL PAY OF PART-TIME  
EMPLOYEES  
ACCORDING TO ACTIVITY,SEX  
AND QUALIFICATION  
( PAY OF ALL FULL-TIME EES. = 100 )

INDICE DE LA REMUNERATION  
ANNUELLE BRUTE MOYENNE DES  
SALARIES A TEMPS PARTIEL  
SELON L ACTIVITE,LE SEXE  
ET LA QUALIFICATION  
( REM. DE L ENS. DES SAL. A TEMPS PLEIN = 100 )

ACTIVITY	NACE	SEX	QUALIFICATION							TOG. ENS.	
			1	2	3	4	5	6	(*)		
CREDIT INSTS. WITH STAFF OF CIV. SERV. STATUS	812/813	M	-	-	-	-	-	-	-	-	-
CREDIT INSTS. WITH STAFF OF COLL. AGRT. STATUS		F	-	-	-	-	-	-	-	-	-
CREDIT INSTS. WITH STAFF OF OTHER STATUS		T	-	-	-	-	-	-	-	-	-
CREDIT INSTS. WITH STAFF OF OTHER STATUS		M	-	-	-	-	258.2#	-	40.1#	-	100.0#
CREDIT INSTS. WITH STAFF OF OTHER STATUS		F	-	-	-	-	181.4#	-	72.3	-	100.0#
CREDIT INSTS. WITH STAFF OF OTHER STATUS		T	-	-	-	-	-	-	58.8	-	100.0#
CREDIT INSTS. WITH STAFF OF OTHER STATUS		M	-	-	-	-	-	-	84.0#	-	100.0#
CREDIT INSTS. WITH STAFF OF OTHER STATUS		F	-	-	-	-	-	-	64.6#	-	100.0#
CREDIT INSTS. WITH STAFF OF OTHER STATUS		T	-	-	-	-	-	-	67.7	-	100.0
CREDIT INSTS. WITH STAFF OF OTHER STATUS		M	-	-	-	-	-	-	85.3#	-	100.0
CREDIT INSTS. WITH STAFF OF OTHER STATUS		F	-	-	-	-	208.1#	-	195.1#	-	100.0
CREDIT INSTS. WITH STAFF OF OTHER STATUS		T	-	-	-	-	150.5#	-	136.3#	-	100.0

TAB.C10

REMUNERATION ANNUELLE BRUTE  
DES SALARIES A TEMPS PARTIEL  
MOYENNE(M) ET COEFFICIENT DE  
VARIATION(CV) SELON L ACTIVITE,  
LE SEXE ET LA QUALIFICATION

CV

QUALIFICATION								S E X E	NACE	ACTIVITE
1	2	3	4	5	6	(*)	TOT. ENS.			
-	-	-	-	-	-	-	-	M	012/013	INST. DE CREDIT DONT PERSONNEL ASS. FONCT. INST. DE CREDIT DONT PERSONNEL BEN. CONV. COLLECT. INST. DE CREDIT DONT PERSONNEL AUTRES STATUTS INSTITUTIONS DE CREDIT
-	-	-	-	-	64.00	-	-	F		
-	-	-	-	30.10	83.1	-	104.00	T		
-	-	-	-	30.30	82.1	-	170.30	F		
-	-	-	-	-	70.00	-	113.50	T		
-	-	-	-	75.40	84.00	-	111.10	M		
-	-	-	-	87.00	82.2	-	112.5	F		
-	-	-	-	-	72.00	-	-	T		
-	-	-	52.70	64.40	83.5	-	106.2	M		
-	-	-	63.20	76.00	82.1	-	147.1	F		

TAB.C11

INDEX OF MEAN GROSS  
ANNUAL PAY OF PART-TIME  
FEMALE EMPLOYEES  
ACCORDING TO ACTIVITY  
AND QUALIFICATION

( PAY OF FULL-TIME MALE = 100 )

INDICE DE LA REMUNERATION  
ANNUELLE BRUTE MOYENNE DES  
SALARIES FEMININS A TEMPS PARTIEL  
SELON L ACTIVITE  
ET LA QUALIFICATION

( REM. DES SAL. MASC. A TEMPS PLEIN = 100 )

QUALIFICATION								S E X E	NACE	ACTIVITE
1	2	3	4	5	6	(*)	TOT. ENS.			
-	-	-	-	-	-	-	-	M	012/013	INST. DE CREDIT DONT PERSONNEL ASS. FONCT. INST. DE CREDIT DONT PERSONNEL BEN. CONV. COLLECT. INST. DE CREDIT DONT PERSONNEL AUTRES STATUTS INSTITUTIONS DE CREDIT
-	-	-	-	-	100.00	-	-	F		
-	-	-	-	137.50	50.7	-	20.10	M		
-	-	-	-	-	100.00	-	100.00	F		
-	-	-	-	210.00	65.00	-	85.70	M		
-	-	-	-	-	100.00	-	-	F		
-	-	-	102.10	210.20	50.6	-	57.3	M		
-	-	-	-	-	-	-	-	F		



**Series D**  
**Série D**

TAB.D1

EMPLOYEES ACCORDING TO ACTIVITY, SEX, QUALIFICATION, SIZE OF ENTERPRISE AND TYPE OF EMPLOYMENT

( % )

ACTIVITY	NACE	QUALIFICATION	SEX	TYPE OF EMPLOYMENT		REGIME DE TRAVAIL				TYPE OF EMPLOYMENT								
				FULL-TIME		TEMPS-PLEIN				PART-TIME								
				SIZE OF ENTERPRISE														
				(NUMBER OF EMPLOYEES)														
10	50	100	200	500	>=	(*)	100.	10	50	100	200							
49	99	199	499	999	1000		EMS.	49	99	199	499							
CREDIT INSTS. WITH STAFF OF CIV. SERV. STATUS			M	F	-	-	-	-	-	-	-	100.0	-	-	-	-		
				T	-	-	-	-	-	-	-	-	-	-	-	-	-	
				F	2.3	-	-	5.5	-	82.3	-	100.0	-	-	-	-	-	-
				T	-	-	-	-	-	82.7	-	100.0	-	-	-	-	-	-
				F	2.2	-	-	5.4	-	82.4	-	100.0	-	-	-	-	-	-
				T	-	-	-	6.8	-	82.7	-	100.0	-	-	-	-	-	-
				F	-	-	-	12.2	-	87.7	-	100.0	-	-	-	-	-	-
				T	-	-	-	9.8	-	88.9	-	100.0	-	-	-	-	-	-
				F	-	-	-	5.8	-	93.9	-	100.0	-	-	-	-	-	-
				T	-	-	-	3.7	-	96.1	-	100.0	-	-	-	-	-	-
				F	-	-	-	4.1	-	95.7	-	100.0	-	-	-	-	-	-
				T	-	-	-	2.8	-	96.4	-	100.0	-	-	-	-	-	-
F	1.1	-	-	8.8	-	90.1	-	100.0	-	-	-	-	-	-				
T	1.0	-	-	6.4	-	92.6	-	100.0	-	-	-	-	-	-				
F	-	-	-	11.8	-	88.2	-	100.0	-	-	-	-	-	-				
T	-	-	-	6.6	-	93.4	-	100.0	-	-	-	-	-	-				
F	-	-	-	8.2	-	91.8	-	100.0	-	-	-	-	-	-				
T	0.9	-	-	5.9	-	93.2	-	100.0	-	-	-	-	-	-				
F	0.4	-	-	6.9	-	92.7	-	100.0	-	-	-	-	-	-				
T	0.6	-	-	6.5	-	92.9	-	100.0	-	-	-	-	-	-				
F	4.9	1.5	6.2	11.8	13.9	61.7	-	100.0	-	-	-	-	-	-				
T	-	-	-	-	-	61.7	-	100.0	-	-	-	-	-	-				
F	5.2	1.5	6.2	11.9	18.7	61.2	-	100.0	-	-	-	-	-	-				
T	0.9	1.0	3.5	10.3	14.0	66.8	-	100.0	-	-	-	-	-	-				
F	2.1	1.1	4.1	7.6	15.3	69.7	-	100.0	-	-	-	-	-	-				
T	1.1	1.1	3.6	10.0	17.2	67.1	-	100.0	-	-	-	-	-	-				
F	0.7	0.6	2.3	8.3	14.6	73.5	-	100.0	-	-	-	-	-	-				
T	0.8	0.7	2.0	5.2	7.5	83.7	-	100.0	-	-	-	-	-	-				
F	0.8	0.6	2.2	6.9	11.5	78.0	-	100.0	-	-	-	-	-	-				
T	0.5	0.3	2.7	8.3	34.9	48.4	-	100.0	-	-	-	-	-	-				
F	0.8	0.3	3.2	13.2	20.5	66.9	-	100.0	-	-	-	-	-	-				
T	0.7	0.3	3.0	10.6	27.3	58.2	-	100.0	-	-	-	-	-	-				
F	0.3	0.3	2.6	12.2	26.1	58.5	-	100.0	-	-	-	-	-	-				
T	0.6	0.8	3.2	9.6	19.5	66.3	-	100.0	-	-	-	-	-	-				
F	0.4	0.6	2.9	10.7	22.3	63.0	-	100.0	-	-	-	-	-	-				
T	0.8	0.8	3.4	16.2	23.4	55.4	-	100.0	-	-	-	-	-	-				
F	0.9	0.9	2.1	14.0	20.6	61.4	-	100.0	3.4	3.3	5.3	24.3						
T	0.9	0.9	2.7	14.9	21.8	58.9	-	100.0	3.3	3.2	5.5	23.8						
F	0.8	0.6	2.9	11.4	21.3	62.9	-	100.0	-	-	-	-						
T	0.8	0.7	2.7	9.1	16.5	70.1	-	100.0	3.3	3.4	6.1	22.7						
F	0.8	0.7	2.8	10.3	19.0	66.3	-	100.0	3.7	3.2	6.9	22.0						
T	30.6	24.9	6.7	9.7	8.8	19.3	-	100.0	-	-	-	-						
F	30.1	26.3	6.5	10.0	8.5	18.7	-	100.0	-	-	-	-						
T	19.9	18.4	6.2	13.6	16.1	25.8	-	100.0	-	-	-	-						
F	23.1	10.1	-	-	16.2	30.7	-	100.0	-	-	-	-						
T	20.6	16.6	7.1	12.7	16.1	26.9	-	100.0	-	-	-	-						
F	13.1	20.3	8.1	14.3	7.6	36.6	-	100.0	-	-	-	-						
T	12.5	14.2	3.1	10.3	11.4	48.6	-	100.0	-	-	-	-						
F	12.9	18.2	6.3	12.9	8.9	40.8	-	100.0	-	-	-	-						
T	15.5	27.7	13.6	19.4	7.7	16.1	-	100.0	49.3	45.6	-	-						
F	18.3	22.9	10.5	15.7	9.7	22.9	-	100.0	49.0	-	-	-						
T	16.8	25.5	12.1	17.6	8.6	19.3	-	100.0	48.2	31.2	-	-						
F	17.4	21.0	7.9	11.7	14.6	27.4	-	100.0	43.3	34.0	-	-						
T	15.4	14.3	7.9	14.4	5.8	42.2	-	100.0	38.5	17.3	-	-						
F	16.2	17.0	7.9	13.3	9.4	36.2	-	100.0	40.3	23.7	-	-						
T	14.0	18.3	6.4	18.2	4.6	38.5	-	100.0	44.5	18.9	11.8	-						
F	15.8	9.4	6.6	31.4	2.3	39.5	-	100.0	30.8	27.4	6.1	11.7						
T	12.3	13.7	6.5	25.1	3.4	39.0	-	100.0	33.4	25.8	7.2	10.6						
F	16.3	21.3	8.3	14.8	9.8	29.6	-	100.0	43.3	31.7	5.9	5.2						
T	14.6	14.6	7.2	17.3	7.1	39.2	-	100.0	32.7	25.4	5.7	10.1						
F	15.6	18.2	7.8	15.9	8.6	34.0	-	100.0	35.8	27.2	5.8	8.7						
T	8.3	4.6	6.2	11.6	13.1	56.2	-	100.0	-	-	-	-						
F	-	-	-	-	15.1	-	-	100.0	-	-	-	-						
T	8.6	4.8	6.2	11.7	13.1	55.6	-	100.0	-	-	-	-						
F	2.5	2.5	3.6	10.5	17.0	63.8	-	100.0	-	-	-	-						
T	5.1	2.4	4.9	7.8	15.0	64.8	-	100.0	-	-	-	-						
F	2.9	2.5	3.8	10.1	16.7	63.9	-	100.0	-	-	-	-						
T	1.9	2.5	2.9	8.9	13.7	70.1	-	100.0	-	-	-	-						
F	1.7	1.6	2.0	5.7	7.6	81.3	-	100.0	-	-	-	-						
T	1.9	2.1	2.5	7.5	11.0	75.0	-	100.0	-	-	-	-						
F	2.3	3.7	4.0	13.8	30.7	45.5	-	100.0	41.2	38.1	-	-						
T	2.4	2.4	3.6	8.6	17.8	65.2	-	100.0	25.8	-	-	-						
F	2.4	3.0	3.8	11.0	23.7	56.1	-	100.0	32.3	21.0	-	9.3						
T	2.1	2.5	3.1	12.0	24.4	56.0	-	100.0	39.2	30.8	-	-						
F	2.2	2.4	3.7	10.1	17.6	64.0	-	100.0	24.8	11.1	8.6	-						
T	2.2	2.4	3.4	10.9	20.5	60.6	-	100.0	29.2	17.1	7.2	4.8						
F	2.3	2.9	3.7	16.4	21.0	53.7	-	100.0	26.1	11.6	9.7	11.8						
T	1.9	1.8	2.6	15.6	18.5	59.7	-	100.0	15.5	14.0	5.6	18.7						
F	2.1	2.3	3.1	15.9	19.6	57.1	-	100.0	17.2	13.6	6.3	17.6						
T	2.5	2.8	3.5	11.6	19.8	59.9	-	100.0	30.7	21.9	7.6	9.4						
F	2.2	2.1	3.0	9.8	15.1	67.8	-	100.0	17.2	13.7	5.8	16.2						
T	2.3	2.5	3.3	10.8	17.5	63.7	-	100.0	20.2	15.6	6.2	14.7						



TAB.D1

SALARIES SELON L ACTIVITE, LE SEXE,  
LA QUALIFICATION, LA TAILLE DE L ENTREPRISE  
ET LE REGIME DE TRAVAIL

( 2 )

REGIME DE TRAVAIL			ALL TYPES OF EMPLOYMENT		ENS. DES REGIMES DE TRAVAIL							SEXE	O B A L I F I C A T I O N	NACE	ACTIVITE
TEMPS-PARTIEL			TAILLE DE L ENTREPRISE (NOMBRE DE SALARIES)												
500 - 999	>= 1000	(*)	100 - ENS.	10 - 49	50 - 99	100 - 199	200 - 499	500 - 999	>= 1000	(*)	100 - ENS.				
-	-	-	-	-	-	-	-	-	-	-	100.0	M	1	INST. DE CREDIT DONT PERSONNEL ASS. FONCT.	
-	-	-	-	2.3	-	-	5.5	-	82.3	-	100.0	F	2		
-	-	-	-	2.2	-	-	5.4	-	82.7	-	100.0	T	2		
-	-	-	-	-	-	-	6.0	-	82.4	-	100.0	M	3		
-	-	-	-	-	-	-	12.1	-	82.7	-	100.0	F	3		
-	-	-	-	-	-	-	8.0	-	87.0	-	100.0	T	3		
-	-	-	-	-	-	-	5.0	-	89.0	-	100.0	M	4		
-	-	-	-	-	-	-	3.0	-	93.0	-	100.0	F	4		
-	-	-	-	-	-	-	4.1	-	96.0	-	100.0	T	4		
-	-	-	-	-	-	-	2.0	-	95.6	-	100.0	M	5		
-	-	-	-	1.0	-	-	0.3	-	90.7	-	100.0	F	5		
-	-	-	-	0.9	-	-	6.2	-	92.0	-	100.0	T	6		
-	-	-	-	-	-	-	10.5	-	89.5	-	100.0	M	6		
-	-	-	-	-	-	-	6.7	-	93.3	-	100.0	F	6		
-	-	-	-	-	-	-	7.0	-	92.1	-	100.0	T	6		
-	-	-	-	0.0	-	-	5.0	-	93.3	-	100.0	M	1		
-	93.7	-	100.0	0.4	-	-	6.0	-	92.7	-	100.0	F	1		
-	94.5	-	100.0	0.6	-	-	6.5	-	92.0	-	100.0	T	1		
-	-	-	-	5.2	1.5	6.4	11.7	13.9	61.4	-	100.0	M	1	INST. DE CREDIT DONT PERSONNEL BEN. CONV. COLLECT.	
-	-	-	-	-	-	-	-	18.7	-	-	100.0	F	1		
-	-	-	-	5.5	1.5	6.3	11.0	14.0	60.0	-	100.0	T	1		
-	-	-	-	0.0	1.0	3.5	10.3	17.5	66.7	-	100.0	M	2		
-	-	-	-	2.3	1.3	4.1	7.5	15.3	69.5	-	100.0	F	2		
-	-	-	-	1.1	1.1	3.6	10.0	17.2	67.1	-	100.0	T	3		
-	-	-	-	0.7	0.6	2.3	8.3	14.6	73.5	-	100.0	M	3		
-	-	-	-	0.0	0.7	2.0	5.2	7.5	83.7	-	100.0	F	4		
-	-	-	100.0	0.0	0.6	2.2	7.0	11.4	78.0	-	100.0	T	4		
-	-	-	-	0.5	0.3	2.7	13.2	34.0	40.4	-	100.0	M	4		
-	-	-	-	0.8	0.3	3.2	8.3	20.5	66.0	-	100.0	F	4		
-	-	-	100.0	0.7	0.3	3.0	10.6	27.2	58.2	-	100.0	T	5		
-	-	-	-	0.3	0.3	2.6	12.2	26.1	58.5	-	100.0	M	5		
-	57.0	-	100.0	0.6	0.0	3.3	9.6	19.5	66.2	-	100.0	F	5		
-	54.2	-	100.0	0.4	0.6	3.0	10.7	22.3	63.0	-	100.0	T	6		
26.6	41.0	-	100.0	0.0	0.9	3.5	16.2	23.5	55.2	-	100.0	M	6		
42.6	21.1	-	100.0	1.1	1.1	2.4	14.8	22.3	50.3	-	100.0	F	6		
40.6	23.5	-	100.0	1.0	1.0	2.0	15.4	22.0	57.0	-	100.0	T	1		
22.1	39.2	-	100.0	0.8	0.6	3.0	11.4	21.3	62.8	-	100.0	M	1		
30.0	25.0	-	100.0	0.9	0.0	2.8	9.4	17.0	69.2	-	100.0	F	1		
36.1	20.0	-	100.0	0.9	0.7	2.9	10.4	19.2	65.0	-	100.0	T	1		
-	-	-	-	32.2	25.1	6.4	9.3	0.4	18.5	-	100.0	M	1	INST. DE CREDIT DONT PERSONNEL AUTRES STATUTS	
-	-	-	-	-	-	-	-	-	-	-	100.0	F	2		
-	-	-	-	31.7	26.5	6.2	9.6	8.1	17.0	-	100.0	T	2		
-	-	-	-	18.0	18.3	6.2	13.9	16.0	25.0	-	100.0	M	2		
-	-	-	-	24.6	9.0	-	-	15.9	30.0	-	100.0	F	3		
-	-	-	-	20.0	16.5	7.1	12.9	16.0	26.7	-	100.0	T	3		
-	-	-	100.0	13.1	21.1	8.1	14.2	7.5	36.0	-	100.0	M	3		
-	-	-	-	12.2	15.0	3.1	10.1	11.5	48.1	-	100.0	F	4		
-	-	-	100.0	12.0	19.0	6.3	12.7	0.9	40.3	-	100.0	T	4		
-	-	-	100.0	17.3	20.7	12.9	10.6	7.3	15.3	-	100.0	M	4		
-	-	-	100.0	19.0	22.5	10.1	15.5	10.0	22.0	-	100.0	F	5		
-	-	-	100.0	10.5	25.0	11.6	17.1	8.6	18.4	-	100.0	T	5		
-	-	-	100.0	19.2	21.9	7.4	11.1	14.9	25.4	-	100.0	M	5		
-	24.9	-	100.0	17.2	14.6	7.7	13.6	6.0	40.0	-	100.0	F	6		
12.7	15.4	-	100.0	18.0	17.5	7.6	12.6	9.6	34.7	-	100.0	T	6		
-	18.3	-	100.0	18.2	18.4	7.1	16.5	4.4	35.4	-	100.0	M	6		
9.2	14.0	-	100.0	18.3	16.2	6.4	24.1	4.0	30.3	-	100.0	F	1		
7.0	15.1	-	100.0	18.3	17.1	6.7	21.1	4.7	32.3	-	100.0	T	1		
6.1	7.2	-	100.0	17.0	21.0	8.1	14.2	9.6	28.3	-	100.0	M	1		
9.0	16.5	-	100.0	17.3	16.2	7.0	16.2	7.5	35.0	-	100.0	F	1		
0.0	13.0	-	100.0	17.6	19.1	7.6	15.2	0.6	31.9	-	100.0	T	1		
-	-	-	100.0	0.0	4.7	6.3	11.4	13.0	55.7	-	100.0	M	1	812/013 INSTITUTIONS DE CREDIT	
-	-	-	-	-	-	-	-	14.8	-	-	100.0	F	2		
-	-	-	100.0	9.1	4.9	6.3	11.6	13.0	55.1	-	100.0	T	2		
-	-	-	-	2.0	2.5	3.6	10.5	17.0	63.0	-	100.0	M	2		
-	-	-	-	5.5	2.0	4.9	7.7	14.9	64.5	-	100.0	F	3		
-	-	-	100.0	3.0	2.5	3.8	10.1	16.7	63.9	-	100.0	T	3		
-	-	-	100.0	2.0	2.7	2.9	8.9	13.7	69.9	-	100.0	M	3		
-	-	-	100.0	1.7	1.7	2.0	5.7	7.6	81.2	-	100.0	F	4		
-	-	-	100.0	1.9	2.2	2.5	7.5	11.0	74.8	-	100.0	T	4		
-	-	-	100.0	2.6	4.0	4.0	13.7	30.4	45.2	-	100.0	M	4		
-	45.1	-	100.0	2.7	2.4	3.6	6.6	17.7	65.0	-	100.0	F	5		
-	31.4	-	100.0	2.0	3.1	3.0	11.0	23.6	55.9	-	100.0	T	5		
10.5	-	-	100.0	2.4	2.7	3.1	11.9	24.4	55.5	-	100.0	M	5		
9.0	40.0	-	100.0	2.6	2.5	3.0	10.1	17.5	63.7	-	100.0	F	6		
12.0	20.9	-	100.0	2.5	2.0	3.5	10.0	20.4	60.2	-	100.0	T	6		
12.3	20.7	-	100.0	3.1	3.2	3.0	16.2	20.7	52.0	-	100.0	M	6		
27.7	18.5	-	100.0	3.5	3.2	2.9	16.0	19.0	54.0	-	100.0	F	6		
25.2	20.1	-	100.0	3.3	3.2	3.3	16.1	20.0	54.0	-	100.0	T	6		
11.0	10.9	-	100.0	2.7	3.0	3.5	11.6	19.7	59.5	-	100.0	M	1		
23.0	23.3	-	100.0	2.7	2.5	3.1	10.0	15.4	66.3	-	100.0	F	1		
21.0	22.3	-	100.0	2.7	2.7	3.3	10.9	17.0	62.0	-	100.0	T	1		

TAB.D2

EMPLOYEES ACCORDING TO ACTIVITY, SEX, QUALIFICATION, AGE AND TYPE OF EMPLOYMENT

( % )

ACTIVITY	RACE	Q U A L I F I C A T I O N	S E X	TYPE OF EMPLOYMENT				REGIME DE TRAVAIL		TYPE OF EMPLOYMENT							
				FULL-TIME				TEMPS-PLEIN		PART-TIME							
				AGE													
				(COMPLETED YEARS)													
				21	30	45	>=	T06.		21	30	45					
				<	-	-	55	(°)	ENS.	<	21	30	45				
				21	29	44	54			21	29	44	54				
CREDIT INSTS. WITH STAFF OF CIV. SERV. STATUS			1	M	-	-	-	-	-	100.0	-	-	-	-			
				F	-	-	-	-	-	-	-	-	-	-	-		
				T	-	-	-	-	-	-	-	100.0	-	-	-	-	
				2	M	-	13.3	48.9	24.5	13.3	-	-	100.0	-	-	-	-
					F	-	-	-	-	-	-	-	-	-	-	-	-
					T	-	18.5	45.2	21.8	14.5	-	-	100.0	-	-	-	-
				3	M	-	33.0	30.8	25.0	11.3	-	-	100.0	-	-	-	-
					F	-	19.5	35.5	33.4	11.3	-	-	100.0	-	-	-	-
					T	-	25.4	33.4	29.7	11.3	-	-	100.0	-	-	-	-
				4	M	-	35.5	30.1	31.2	-	-	-	100.0	-	-	-	-
					F	-	29.0	27.4	33.9	9.1	-	-	100.0	-	-	-	-
					T	-	30.3	27.9	33.4	7.9	-	-	100.0	-	-	-	-
5	M	-	63.7	19.2	-	-	-	-	100.0	-	-	-	-				
	F	12.5	68.5	17.0	-	-	-	-	100.0	-	-	-	-				
	T	9.1	66.6	17.9	5.2	-	-	-	100.0	-	-	-	-				
6	M	76.0	13.0	-	-	-	-	-	100.0	-	-	-	-				
	F	57.9	39.7	-	-	-	-	-	100.0	-	-	-	-				
	T	63.3	31.7	3.8	-	-	-	-	100.0	-	-	-	-				
CREDIT INSTS. WITH STAFF OF COLL. AGRT. STATUS			T	M	6.0	35.1	29.4	21.8	7.6	-	-	-	-	-			
				F	8.5	36.9	24.5	22.9	7.3	-	-	-	-	-	-		
				T	7.6	36.2	26.3	22.5	7.4	-	-	-	-	-	-		
				1	M	-	-	35.6	44.7	18.0	-	-	100.0	-	-	-	-
					F	-	-	41.8	41.8	-	-	-	100.0	-	-	-	-
					T	-	-	35.8	44.7	17.9	-	-	100.0	-	-	-	-
				2	M	-	10.2	54.5	28.0	7.2	-	-	100.0	-	-	-	-
					F	-	12.3	37.8	39.4	10.4	-	-	100.0	-	-	-	-
					T	-	10.5	52.3	29.5	7.6	-	-	100.0	-	-	-	-
				3	M	-	39.4	40.2	15.3	4.9	0.2	-	100.0	-	-	-	-
					F	-	27.3	39.0	28.7	4.8	-	-	100.0	-	-	-	-
					T	-	34.0	39.7	21.2	4.9	0.2	-	100.0	-	-	-	-
4	M	-	57.1	24.9	8.9	8.2	-	-	100.0	-	-	-	-				
	F	0.9	51.3	31.7	11.7	4.2	-	-	100.0	-	-	-	-				
	T	0.7	54.0	28.5	10.4	6.1	0.3	-	100.0	-	-	-	-				
5	M	5.8	70.0	10.5	5.8	7.5	0.4	-	100.0	-	-	-	-				
	F	10.1	66.9	14.9	5.6	2.2	0.3	-	100.0	-	42.6	-	-				
	T	8.3	68.2	13.1	5.7	4.5	0.3	-	100.0	-	37.3	-	-				
6	M	23.8	47.0	6.3	6.9	13.5	2.6	-	100.0	-	15.9	-	-				
	F	37.8	46.0	9.5	3.8	2.2	0.9	-	100.0	3.6	11.1	28.9	28.1				
	T	31.8	46.4	8.1	5.1	7.0	1.6	-	100.0	4.2	11.7	27.0	26.0				
CREDIT INSTS. WITH STAFF OF OTHER STATUS			T	M	4.7	43.3	28.8	14.4	8.0	0.6	-	-	16.2	14.5	16.0		
				F	11.6	47.9	23.5	13.3	3.4	0.3	-	100.0	3.7	14.5	28.5	26.9	
				T	8.0	45.5	26.3	13.9	5.9	0.5	-	100.0	4.1	14.8	26.3	25.1	
				1	M	-	-	36.3	42.9	19.0	-	-	100.0	-	-	-	-
					F	-	-	53.8	21.6	9.8	-	-	100.0	-	-	-	-
					T	-	14.5	53.8	21.6	9.8	-	-	100.0	-	-	-	-
				2	M	-	15.9	54.0	21.2	-	-	-	100.0	-	-	-	-
					F	-	14.8	53.9	21.5	9.3	-	-	100.0	-	-	-	-
					T	-	11.9	53.9	21.5	9.3	-	-	100.0	-	-	-	-
				3	M	-	31.9	48.2	14.1	5.2	-	-	100.0	-	-	-	-
					F	-	28.6	45.4	18.9	6.7	-	-	100.0	-	-	-	-
					T	-	30.8	47.2	15.8	5.7	-	-	100.0	-	-	-	-
4	M	-	63.9	25.4	5.9	4.1	-	-	100.0	-	-	-	-				
	F	-	53.6	26.3	13.2	3.9	-	-	100.0	-	-	39.5	-				
	T	1.2	59.1	25.8	9.3	4.0	-	-	100.0	-	-	20.9	33.9				
5	M	5.5	66.2	15.3	5.8	6.6	-	-	100.0	-	-	18.1	-				
	F	7.8	57.7	23.4	8.4	2.3	-	-	100.0	-	-	47.8	24.3				
	T	6.9	61.2	20.1	7.3	4.0	0.5	-	100.0	-	7.3	36.4	21.0				
6	M	12.0	48.0	15.9	11.9	11.9	-	-	100.0	-	-	22.8	14.5				
	F	24.4	45.2	15.9	9.5	4.4	-	-	100.0	-	8.1	29.2	29.4				
	T	18.5	46.6	15.9	10.7	8.0	-	-	100.0	-	8.4	27.9	26.5				
T	M	3.2	43.0	32.4	13.2	7.8	0.4	-	100.0	-	-	18.1	18.0				
	F	8.6	47.0	27.8	12.0	4.1	0.6	-	100.0	-	8.2	33.3	29.4				
	T	5.7	44.8	30.3	12.7	6.1	0.5	-	100.0	-	7.4	28.9	26.1				
CREDIT INSTITUTIONS	812/813		1	M	-	-	35.4	44.7	18.4	-	-	-	-	-			
				F	-	-	43.1	40.4	-	-	-	-	-	-	-		
				T	-	0.6	35.6	44.6	18.1	-	-	100.0	-	-	-		
				2	M	-	10.6	54.3	27.4	7.5	-	-	100.0	-	-	-	-
					F	-	13.7	39.9	35.9	10.3	-	-	100.0	-	-	-	-
					T	-	11.0	52.3	28.6	7.9	-	-	100.0	-	-	-	-
				3	M	-	38.5	40.9	15.3	5.0	0.2	-	100.0	-	-	-	-
					F	-	27.2	39.4	28.1	5.1	-	-	100.0	-	-	-	-
					T	-	33.6	40.2	20.9	5.1	0.2	-	100.0	-	-	25.1	30.9
				4	M	0.5	57.4	25.1	9.1	7.6	-	-	100.0	-	-	-	-
					F	0.9	49.7	30.8	13.7	4.6	0.3	-	100.0	-	-	43.2	-
					T	0.7	53.2	28.2	11.6	6.0	0.3	-	100.0	-	-	26.6	25.1
5	M	5.7	69.5	11.2	5.9	7.3	0.4	-	100.0	-	-	18.2	-				
	F	9.9	65.9	15.9	5.8	2.2	0.3	-	100.0	-	24.4	39.7	19.7				
	T	8.1	67.4	13.9	5.8	4.4	0.3	-	100.0	-	18.1	33.1	18.1				
6	M	22.7	46.9	7.4	7.4	13.3	2.3	-	100.0	-	13.4	18.5	14.1				
	F	36.7	45.8	10.0	4.3	2.4	0.8	-	100.0	2.7	10.0	28.9	28.6				
	T	30.7	46.3	8.9	5.6	7.1	1.4	-	100.0	2.8	10.6	27.3	26.3				
T	M	4.6	43.1	29.2	14.4	8.0	0.6	-	100.0	-	9.6	16.7	17.8				
	F	11.2	47.4	23.9	13.5	3.6	0.4	-	100.0	2.4	12.4	31.2	27.3				
	T	7.7	45.2	26.7	14.0	5.9	0.5	-	100.0	2.3	11.8	27.9	25.2				

SALARIES SELON L ACTIVITE, LE SEXE, LA QUALIFICATION, L AGE ET LE REGIME DE TRAVAIL

( 2 )

REGIME DE TRAVAIL TEMPS-PARTIEL		ALL TYPES OF EMPLOYMENT					ENS. DES REGIMES DE TRAVAIL			SEXE	NACE	ACTIVITE
		AGE (ANNEES REVOLUES)										
>= 55	(*)	TOT. ENS.	< 21	21 29	30 44	45 54	>= 55	(*)	TOT. ENS.			
-	-	-	-	-	-	-	-	-	100.0	M	1	INST. DE CREDIT DONT PERSONNEL ASS. FONCT.
-	-	-	-	13.3	48.8	24.5	13.3	-	100.0	F	2	
-	-	-	-	18.5	45.2	21.8	14.5	-	100.0	M	3	
-	-	-	-	33.0	30.8	25.0	11.3	-	100.0	F	4	
-	-	-	-	18.2	36.4	32.9	11.2	-	100.0	M	5	
-	-	-	-	25.2	33.9	28.4	11.2	-	100.0	F	6	
-	-	-	-	35.5	30.1	31.2	-	-	100.0	M	7	
-	-	-	-	28.4	28.6	33.8	9.5	-	100.0	F	8	
-	-	-	-	29.7	28.9	32.6	8.2	-	100.0	M	9	
-	-	-	-	63.7	19.2	-	-	-	100.0	F	10	
-	-	-	11.8	68.2	17.2	-	-	-	100.0	M	11	
-	-	-	8.7	67.1	18.0	5.8	-	-	100.0	F	12	
-	-	-	67.4	17.2	-	-	-	-	100.0	M	13	
-	-	-	56.3	41.4	-	-	-	-	100.0	F	14	
-	-	-	59.8	33.7	3.6	-	-	-	100.0	M	15	
-	-	-	6.0	35.2	29.2	22.1	7.6	-	100.0	F	16	
-	-	100.0	8.2	37.2	25.1	22.2	7.3	-	100.0	M	17	
-	-	100.0	7.4	36.5	26.6	22.1	7.4	-	100.0	F	18	
-	-	-	-	-	41.8	41.8	-	-	100.0	M	19	
-	-	-	-	-	35.8	44.5	18.1	-	100.0	F	20	
-	-	-	-	10.2	54.5	28.1	7.2	-	100.0	M	21	
-	-	-	-	12.3	37.7	39.6	10.4	-	100.0	F	22	
-	-	-	-	10.5	52.3	29.6	7.6	-	100.0	M	23	
-	-	-	-	38.4	40.2	15.3	4.9	0.2	100.0	F	24	
-	-	100.0	-	27.3	39.0	28.7	4.8	-	100.0	M	25	
-	-	100.0	-	34.0	39.6	21.2	4.9	0.2	100.0	F	26	
-	-	-	-	57.1	24.9	9.0	8.2	0.4	100.0	M	27	
-	-	-	0.9	51.3	31.7	11.6	4.3	-	100.0	F	28	
-	-	100.0	0.7	54.0	28.5	10.4	6.1	0.3	100.0	M	29	
-	-	-	5.8	70.0	10.6	5.8	7.5	0.3	100.0	F	30	
-	-	100.0	10.1	66.8	15.0	5.6	2.3	0.3	100.0	M	31	
-	-	100.0	8.3	68.1	13.1	5.7	4.5	0.3	100.0	F	32	
47.3	-	100.0	23.5	46.5	6.4	7.8	14.1	2.6	100.0	M	33	
27.0	-	100.0	35.1	43.3	11.0	5.6	4.1	0.9	100.0	F	34	
28.4	-	100.0	38.4	44.6	9.1	8.2	8.2	1.6	100.0	M	35	
41.8	-	100.0	4.8	43.2	20.8	14.4	8.2	0.6	100.0	F	36	
25.3	-	100.0	11.4	47.2	23.6	13.6	3.8	0.4	100.0	M	37	
27.8	-	100.0	8.0	45.1	26.3	14.0	6.1	0.5	100.0	F	38	
-	-	-	-	-	35.0	42.1	21.7	-	100.0	M	39	
-	-	-	-	-	14.5	41.9	21.0	-	100.0	F	40	
-	-	-	-	15.6	53.6	21.5	10.1	-	100.0	M	41	
-	-	-	-	14.7	53.5	21.6	9.7	-	100.0	F	42	
-	-	100.0	-	31.5	47.7	14.3	5.9	-	100.0	M	43	
-	-	-	-	28.0	45.2	19.4	7.0	-	100.0	F	44	
66.8	-	100.0	-	30.2	46.8	16.1	6.3	-	100.0	M	45	
-	-	100.0	-	60.5	24.4	7.1	7.4	-	100.0	F	46	
-	-	100.0	-	51.4	27.0	14.6	4.2	-	100.0	M	47	
40.3	-	100.0	1.2	56.2	25.6	10.6	5.9	-	100.0	F	48	
80.1	-	190.0	5.1	61.8	15.5	6.5	10.4	-	100.0	M	49	
17.3	-	100.0	7.2	54.0	25.3	9.6	3.5	-	100.0	F	50	
33.7	-	100.0	6.4	57.1	21.3	8.4	6.3	0.6	100.0	M	51	
52.7	-	100.0	10.4	42.7	16.9	12.3	17.6	-	100.0	F	52	
31.0	-	100.0	15.9	31.3	20.9	17.0	14.4	-	100.0	M	53	
35.3	-	100.0	13.7	35.9	19.3	15.1	15.6	-	100.0	F	54	
57.8	-	100.0	3.1	40.9	31.6	13.5	10.6	0.4	100.0	M	55	
27.2	-	100.0	7.5	41.2	28.6	14.6	7.5	0.6	100.0	F	56	
38.0	-	100.0	5.2	41.1	30.2	14.8	9.1	0.5	100.0	M	57	
-	-	100.0	-	-	35.3	44.4	18.0	-	100.0	F	58	
-	-	-	-	-	42.3	39.7	-	-	100.0	M	59	
-	-	100.0	-	0.6	35.4	44.3	18.8	-	100.0	F	60	
-	-	-	-	18.6	54.3	27.4	7.5	-	100.0	M	61	
-	-	-	-	13.6	39.7	36.1	10.3	-	100.0	F	62	
-	-	100.0	-	11.0	52.2	28.6	7.9	-	100.0	M	63	
-	-	100.0	-	38.5	48.0	15.3	5.1	0.3	100.0	F	64	
32.2	-	100.0	-	27.1	39.4	28.1	5.1	-	100.0	M	65	
55.8	-	100.0	0.5	33.5	40.2	28.9	5.1	0.2	100.0	F	66	
-	-	100.0	0.9	57.0	24.9	8.3	8.0	0.4	100.0	M	67	
32.7	-	100.0	0.7	48.4	30.9	13.7	4.7	0.3	100.0	F	68	
80.2	-	100.0	5.7	52.8	28.2	11.7	6.2	0.3	100.0	M	69	
13.6	-	100.0	9.0	68.9	11.3	6.0	7.8	0.4	100.0	F	70	
27.9	-	100.0	8.1	65.3	16.3	6.0	2.4	0.3	100.0	M	71	
49.8	-	100.0	22.1	68.0	14.2	6.0	4.6	0.3	100.0	F	72	
28.7	-	100.0	32.7	41.6	7.8	7.7	14.4	2.2	100.0	M	73	
31.9	-	100.0	28.4	43.3	12.7	7.1	5.5	0.9	100.0	F	74	
51.7	-	100.0	4.8	42.8	18.4	7.4	9.1	1.4	100.0	M	75	
25.7	-	100.0	18.9	48.2	29.1	14.5	6.4	0.6	100.0	F	76	
31.6	1.2	100.0	7.6	44.5	24.2	13.9	4.4	0.4	100.0	M	77	
-	-	-	-	-	28.7	14.2	6.5	0.5	100.0	F	78	

TAB.D3

EMPLOYEES ACCORDING TO ACTIVITY, SEX, QUALIFICATION, LENGTH OF SERVICE IN ENTERPRISE AND TYPE OF EMPLOYMENT

(X)

ACTIVITY	NACE	QUALIFICATION	SEX	TYPE OF EMPLOYMENT				REGIME DE TRAVAIL		TYPE OF EMPLOYMENT																
				FULL-TIME				TEMPS-PLEIN		PART-TIME																
				LENGTH OF SERVICE IN ENTERPRISE																						
				(COMPLETED YEARS)																						
		2		5		10		>=		100.		2		5		10										
		< 2		- 4		- 9		- 19		(*)		ENS.		< 2		- 4		- 9		- 19						
CREDIT INSTS. WITH STAFF OF CIV. SERV. STATUS			M	1							100.0															
				2	F								100.0													
					T									100.0												
				3	F	10.9	15.3	20.0	13.4	40.4				100.0												
					T									100.0												
				4	F	5.4	8.4	21.3	20.5	51.2				100.0												
					T									100.0												
				5	F	2.3	19.2	29.0	18.5	45.8				100.0												
					T									100.0												
				6	F	2.6	12.8	17.6	21.4	45.9				100.0												
					T									100.0												
				CREDIT INSTS. WITH STAFF OF COLL. AGRT. STATUS			M	1							100.0											
2	F												100.0													
	T												100.0													
3	F	5.1	11.7					11.9	29.6	40.9				100.0												
	T													100.0												
4	F	2.7	8.1					18.3	35.9	34.2				100.0												
	T													100.0												
5	F	4.2	16.1					37.8	33.0	8.5				100.0												
	T													100.0												
6	F	15.8	53.7					22.9	5.8	1.4				100.0												
	T													100.0												
CREDIT INSTS. WITH STAFF OF OTHER STATUS	812/813		M					1							100.0											
				2	F								100.0													
					T									100.0												
				3	F	10.4	15.6	27.8	32.4	13.5				100.0												
					T									100.0												
				4	F	6.0	14.3	25.4	36.4	17.7				100.0												
					T									100.0												
				5	F	8.8	15.2	26.9	33.8	14.9				100.0												
					T									100.0												
				6	F	9.3	31.8	32.9	18.7	7.0				100.0												
					T									100.0												
				CREDIT INSTITUTIONS			M	1							100.0											
2	F												100.0													
	T													100.0												
3	F	7.2	12.3					26.9	35.6	17.5				100.0												
	T													100.0												
4	F	6.0	14.3					25.4	36.4	17.7				100.0												
	T													100.0												
5	F	8.7	42.1					36.7	10.1					100.0												
	T													100.0												
6	F	9.0	37.3					34.9	14.1	4.3				100.0												
	T													100.0												
CREDIT INSTITUTIONS	812/813		M					1							100.0											
				2	F								100.0													
					T									100.0												
				3	F	5.4	11.8	13.5	29.8	38.7				100.0												
					T									100.0												
				4	F	6.4	14.1	24.4	36.3	18.4				100.0												
					T									100.0												
				5	F	3.0	8.5	18.9	35.6	33.5				100.0												
					T									100.0												
				6	F	4.9	11.6	22.0	36.0	25.0				100.0												
					T									100.0												
				CREDIT INSTITUTIONS	812/813		M	1							100.0											
2	F												100.0													
	T													100.0												
3	F	5.4	11.8					13.5	29.8	38.7				100.0												
	T													100.0												
4	F	6.4	14.1					24.4	36.3	18.4				100.0												
	T													100.0												
5	F	3.0	8.5					18.9	35.6	33.5				100.0												
	T													100.0												
6	F	4.9	11.6					22.0	36.0	25.0				100.0												
	T													100.0												

SALARIES SELON L ACTIVITE, LE SEXE,  
LA QUALIFICATION, L ANCIENNETE DANS  
L ENTREPRISE ET LE REGIME DE TRAVAIL

(%)

REGIME DE TRAVAIL TEMPS-PARTIEL		ALL TYPES OF EMPLOYMENT		ENS. DES REGIMES DE TRAVAIL		SEX E	O Q U A L I F I C A T I O N	NACE	ACTIVITE
ANCIENNETE DANS L ENTREPRISE (ANNEES REVOLUES)									
>= 20	(*)	100. ENS.	< 2	2 4	5 9	10 19	>= 20	(*)	100. ENS.
-	-	-	-	-	-	-	-	-	100.0
-	-	-	-	16.2	17.4	14.7	43.1	-	100.0
-	-	-	-	15.3	20.0	13.4	48.4	-	100.0
-	-	-	10.0	14.3	14.9	23.5	38.0	-	100.0
-	-	-	-	22.3	20.3	50.4	-	-	100.0
-	-	-	5.4	8.4	19.1	21.7	45.5	-	100.0
-	-	-	-	19.2	29.0	28.6	-	-	100.0
-	-	-	2.3	12.5	17.9	22.0	45.3	-	100.0
-	-	-	2.5	13.8	20.1	21.6	42.0	-	100.0
-	-	-	-	41.5	22.2	-	-	-	100.0
-	-	-	12.7	47.6	32.0	6.1	-	-	100.0
-	-	-	17.6	45.3	28.2	7.0	1.0	-	100.0
-	-	-	63.6	27.8	-	-	-	-	100.0
-	-	-	91.2	7.5	-	-	-	-	100.0
-	-	-	82.4	13.9	-	-	-	-	100.0
-	-	-	15.7	23.0	18.6	16.1	26.6	-	100.0
-	-	100.0	13.5	18.1	20.8	15.8	31.8	-	100.0
-	-	100.0	14.3	19.9	20.0	15.9	29.9	-	100.0
-	-	-	6.3	10.7	14.3	19.0	47.6	2.0	100.0
-	-	-	8.3	11.0	14.0	21.6	44.5	-	100.0
-	-	-	5.4	11.6	12.2	31.2	38.0	0.6	100.0
-	-	-	3.7	12.3	9.9	19.8	52.8	2.4	100.0
-	-	-	5.1	11.7	11.9	29.6	40.8	0.8	100.0
-	-	-	6.0	13.9	24.1	36.9	18.6	0.4	100.0
-	-	-	2.7	8.1	18.3	36.0	34.2	0.7	100.0
-	-	100.0	4.6	11.4	21.6	36.5	25.5	0.5	100.0
-	-	-	6.1	28.3	39.9	28.9	4.5	-	100.0
-	-	100.0	4.3	16.2	37.9	32.9	6.4	0.4	100.0
-	-	100.0	5.7	53.6	22.9	5.8	6.6	0.3	100.0
-	-	100.0	14.5	44.6	30.6	8.0	1.4	0.5	100.0
-	-	100.0	15.1	48.4	27.3	7.0	1.6	0.8	100.0
-	-	100.0	57.5	29.2	8.9	1.0	1.5	0.7	100.0
-	-	100.0	58.5	26.6	8.1	2.7	0.6	2.5	100.0
1.0	3.7	100.0	58.1	27.6	9.0	2.3	0.6	2.4	100.0
-	-	100.0	15.5	26.3	21.3	21.2	14.8	0.7	100.0
1.0	3.3	100.0	19.5	25.7	23.0	18.3	12.4	1.1	100.0
2.0	2.8	100.0	17.4	26.0	22.1	18.0	13.7	0.9	100.0
-	-	-	-	6.3	13.6	42.0	32.4	-	100.0
-	-	-	-	6.6	14.3	42.5	31.9	-	100.0
-	-	-	8.8	12.7	28.7	34.2	17.4	-	100.0
-	-	-	-	10.6	28.7	41.6	18.2	-	100.0
-	-	-	-	12.2	28.7	35.0	17.6	-	100.0
-	-	100.0	18.4	15.8	27.6	32.3	13.5	-	100.0
-	-	100.0	6.1	14.0	25.4	32.7	17.5	-	100.0
-	-	100.0	8.9	15.2	28.8	33.0	14.8	-	100.0
-	-	100.0	8.7	40.8	35.8	11.3	3.1	-	100.0
-	-	100.0	8.4	30.9	33.5	18.3	6.7	-	100.0
-	-	100.0	9.0	36.2	34.8	15.1	4.0	-	100.0
-	-	100.0	27.5	38.3	20.0	9.0	4.0	-	100.0
-	-	100.0	26.0	29.0	25.5	14.0	4.4	-	100.0
8.2	-	100.0	28.6	32.7	23.3	12.0	4.2	-	100.0
-	-	100.0	48.7	23.8	12.3	8.8	0.1	2.5	100.0
-	-	100.0	42.7	30.1	15.1	8.3	1.7	1.2	100.0
3.0	3.2	100.0	44.3	27.6	14.8	8.0	3.4	1.7	100.0
-	-	100.0	18.8	25.1	23.5	28.0	10.0	0.8	100.0
15.1	-	100.0	24.2	28.4	23.7	18.5	6.6	0.6	100.0
2.5	2.3	100.0	21.8	25.7	23.6	18.7	6.4	0.7	100.0
8.2	2.4	100.0	5.8	10.0	14.1	22.3	45.7	1.0	100.0
-	-	100.0	-	-	-	24.0	38.5	-	100.0
-	-	100.0	5.8	10.3	14.0	22.4	45.5	1.0	100.0
-	-	100.0	5.7	11.8	13.8	31.1	37.3	0.5	100.0
-	-	100.0	3.8	12.0	13.0	22.0	47.0	2.3	100.0
-	-	100.6	5.5	11.0	13.5	28.0	38.6	0.8	100.0
-	-	100.0	6.5	14.1	24.3	38.2	18.4	0.4	100.0
-	-	100.0	3.0	8.5	18.8	35.6	33.4	0.6	100.0
-	-	100.0	5.0	11.7	22.0	36.0	24.0	0.5	100.0
-	-	100.0	6.4	20.7	38.1	18.8	4.8	-	100.0
-	-	100.0	4.8	17.3	35.7	38.8	11.4	0.3	100.0
-	-	100.0	5.4	23.8	37.3	25.6	8.4	0.3	100.0
-	-	100.0	17.2	51.7	22.6	6.3	1.7	0.5	100.0
-	-	100.0	15.9	42.7	38.0	8.7	1.9	0.7	100.0
7.2	-	100.0	16.4	48.5	26.9	7.7	1.8	0.6	100.0
7.0	-	100.0	56.1	28.5	8.3	2.7	1.3	2.2	100.0
1.7	3.3	100.0	56.7	28.8	8.8	3.8	0.8	2.3	100.0
2.6	3.2	100.0	58.4	27.5	8.6	3.2	1.0	2.3	100.0
10.0	-	100.0	16.8	28.1	21.5	21.1	14.5	0.7	100.0
2.4	2.7	100.0	19.8	25.5	23.0	18.2	12.4	1.0	100.0
4.3	2.5	100.0	17.8	25.8	22.2	18.7	13.5	0.8	100.0

TAB.D4

EMPLOYEES ACCORDING TO ACTIVITY, SEX, QUALIFICATION, SYSTEM OF PAYMENT AND TYPE OF EMPLOYMENT

(%)

ACTIVITY	NACE	O U A L I F I C A T I O N	S E X	TYPE OF EMPLOYMENT		REGIME DE TRAVAIL	TYPE OF EMPLOYMENT								
				FULL-TIME		TEMPS-PLEIN	PART-TIME								
				SYSTEM OF PAYMENT											
				PAID ON COMM.	REM. A LA COM.	NOT PAID ON COMM.	NON REM ON A LA COM.	(%)	TOT. EWS.	PAID ON COMM.	REM. A LA COM.	NOT PAID ON COMM.	NON REM ON A LA COM.		
CREDIT INSTS. WITH STAFF OF CIV. SERV. STATUS		1	M	-	-	100.0	-	-	100.0	-	-	-	-		
			T	-	-	-	-	-	-	-	-	-	-	-	
			F	-	-	100.0	-	-	-	100.0	-	-	-	-	
			2	M	-	-	100.0	-	-	-	100.0	-	-	-	-
				F	-	-	100.0	-	-	-	100.0	-	-	-	-
			3	M	-	-	100.0	-	-	-	100.0	-	-	-	-
				F	-	-	100.0	-	-	-	100.0	-	-	-	-
			4	M	-	-	100.0	-	-	-	100.0	-	-	-	-
				F	-	-	100.0	-	-	-	100.0	-	-	-	-
			5	M	-	-	100.0	-	-	-	100.0	-	-	-	-
				F	-	-	100.0	-	-	-	100.0	-	-	-	-
			6	M	-	-	100.0	-	-	-	100.0	-	-	-	-
F	-	-		100.0	-	-	-	100.0	-	-	-	-			
T	M	-	-	100.0	-	-	-	100.0	-	-	-	-			
	F	-	-	100.0	-	-	-	100.0	-	-	-	100.0			
CREDIT INSTS. WITH STAFF OF COLL. AGRT. STATUS		1	M	1.4	-	98.6	-	-	100.0	-	-	-	-		
			T	-	-	-	-	-	-	-	-	-	-		
			F	-	-	98.5	-	-	-	100.0	-	-	-	-	
			2	M	1.4	-	98.6	-	-	-	100.0	-	-	-	-
				F	-	-	98.3	-	-	-	100.0	-	-	-	-
			3	M	0.5	-	99.5	-	-	-	100.0	-	-	-	-
				F	1.5	-	98.4	-	-	-	100.0	-	-	-	-
			4	M	2.3	-	97.7	-	-	-	100.0	-	-	-	-
				F	0.9	-	99.0	-	-	-	100.0	-	-	-	-
			5	M	1.7	-	98.3	-	-	-	100.0	-	-	-	98.8
				F	3.4	-	96.6	-	-	-	100.0	-	-	-	-
			6	M	0.9	-	99.1	-	-	-	100.0	-	-	-	-
F	2.1	-		97.9	-	-	-	100.0	-	-	-	100.0			
T	M	2.9	-	97.0	-	-	-	100.0	-	-	-	-			
	F	2.1	-	97.9	-	-	-	100.0	-	-	-	100.0			
CREDIT INSTS. WITH STAFF OF OTHER STATUS		1	M	2.5	-	97.5	-	-	100.0	-	-	-	-		
			T	-	-	-	-	-	-	-	-	-	-		
			F	2.9	-	97.1	-	-	-	100.0	-	-	-	100.0	
			2	M	3.7	-	96.3	-	-	-	100.0	-	-	-	-
				F	3.3	-	96.7	-	-	-	100.0	-	-	-	99.9
			3	M	2.5	-	97.4	-	-	-	100.0	-	-	-	100.0
				F	1.9	-	98.1	-	-	-	100.0	-	-	-	99.6
			4	M	2.2	-	97.7	-	-	-	100.0	-	-	-	99.7
				F	-	-	98.8	-	-	-	100.0	-	-	-	-
			5	M	-	-	98.8	-	-	-	100.0	-	-	-	-
				F	-	-	99.2	-	-	-	100.0	-	-	-	-
			6	M	-	-	98.0	-	-	-	100.0	-	-	-	-
F	-	-		98.9	-	-	-	100.0	-	-	-	-			
T	M	5.2	-	94.6	-	-	-	100.0	-	-	-	100.0			
	F	3.7	-	98.7	-	-	-	100.0	-	-	-	-			
CREDIT INSTITUTIONS	812/813	1	M	-	-	96.0	-	-	100.0	-	-	-	100.0		
			T	-	-	-	-	-	-	-	-	-	-		
			F	-	-	98.8	-	-	-	100.0	-	-	-	97.5	
			2	M	-	-	98.8	-	-	-	100.0	-	-	-	89.7
				F	-	-	99.7	-	-	-	100.0	-	-	-	88.5
			3	M	-	-	99.3	-	-	-	100.0	-	-	-	68.5
				F	-	-	99.9	-	-	-	100.0	31.5	-	-	81.7
			4	M	-	-	100.0	-	-	-	100.0	17.1	-	-	76.6
				F	-	-	99.9	-	-	-	100.0	22.6	-	-	85.2
			5	M	-	-	99.6	-	-	-	100.0	13.5	-	-	97.5
				F	-	-	100.0	-	-	-	100.0	2.5	-	-	95.1
			6	M	-	-	99.8	-	-	-	100.0	4.6	-	-	82.5
F	1.8	-		98.0	-	-	-	100.0	16.9	-	-	94.2			
CREDIT INSTITUTIONS	812/813	1	M	1.1	-	98.7	-	0.2	100.0	5.0	-	-	90.8		
			T	-	-	-	-	-	-	-	-	-	-		
			F	1.3	-	98.6	-	-	-	100.0	8.8	-	-	100.0	
			2	M	-	-	98.8	-	-	-	100.0	-	-	-	-
				F	1.3	-	98.6	-	-	-	100.0	-	-	-	100.0
			3	M	1.6	-	98.4	-	-	-	100.0	-	-	-	-
				F	0.4	-	99.3	-	-	-	100.0	-	-	-	-
			4	M	1.4	-	98.5	-	-	-	100.0	-	-	-	100.0
				F	2.6	-	97.4	-	-	-	100.0	-	-	-	100.0
			5	M	0.9	-	99.0	-	-	-	100.0	-	-	-	93.7
				F	1.9	-	98.1	-	-	-	100.0	-	-	-	97.1
			6	M	3.1	-	96.8	-	-	-	100.0	-	-	-	89.8
F	0.7	-		99.2	-	-	-	100.0	-	-	-	94.8			
T	M	1.8	-	98.2	-	-	-	100.0	-	-	-	92.5			
	F	2.6	-	97.4	-	-	-	100.0	28.5	-	-	71.5			
CREDIT INSTITUTIONS	812/813	1	M	1.9	-	98.1	-	-	100.0	11.0	-	-	88.2		
			T	-	-	-	-	-	-	-	-	-	-		
			F	2.2	-	97.8	-	-	-	100.0	16.4	-	-	83.1	
			2	M	2.5	-	97.4	-	-	-	100.0	7.7	-	-	91.6
				F	3.3	-	96.7	-	-	-	100.0	1.2	-	-	98.8
			3	M	2.9	-	97.0	-	-	-	100.0	2.2	-	-	97.7
				F	2.4	-	97.5	-	-	-	100.0	11.2	-	-	88.4
			4	M	1.7	-	98.3	-	-	-	100.0	2.7	-	-	97.0
				F	2.1	-	97.9	-	0.0	-	100.0	4.6	-	-	95.1

SALARIES SELON L ACTIVITE, LE SEXE  
LA QUALIFICATION, LE SYSTEME DE  
REMUNERATION ET LE REGIME DE TRAVAIL

(%)

REGIME DE TRAVAIL TEMPS-PARTIEL		ALL TYPES OF EMPLOYMENT				ENS. DES REGIMES DE TRAVAIL		SEX E	Q U A L I F I C A T I O N	NACE	ACTIVITE
SYSTEME DE REMUNERATION											
(*)	TOT. ENS.	PAID ON COMM.	REM. A LA COM.	NOT PAID ON COMM.	NON REM A LA COM.	(*)	TOT. ENS.				
-	-	-	-	100.0	-	-	100.0	M	1		INST. DE CREDIT DONT PERSONNEL ASS. FORCT.
-	-	-	-	100.0	-	-	100.0	F	1		
-	-	-	-	100.0	-	-	100.0	M	2		
-	-	-	-	100.0	-	-	100.0	F	2		
-	-	-	-	100.0	-	-	100.0	M	3		
-	-	-	-	100.0	-	-	100.0	F	3		
-	-	-	-	100.0	-	-	100.0	M	4		
-	-	-	-	100.0	-	-	100.0	F	4		
-	-	-	-	100.0	-	-	100.0	M	5		
-	-	-	-	100.0	-	-	100.0	F	5		
-	-	-	-	100.0	-	-	100.0	M	6		
-	-	-	-	100.0	-	-	100.0	F	6		
-	-	-	-	100.0	-	-	100.0	M	T		
-	-	-	-	100.0	-	-	100.0	F	T		
100.0	100.0	-	-	100.0	-	-	100.0	M	1		INST. DE CREDIT DONT PERSONNEL BEN. CONV. COLLECT.
-	-	1.4	-	98.6	-	-	100.0	F	1		
-	-	1.4	-	98.5	-	-	100.0	M	1		
-	-	1.7	-	98.6	-	-	100.0	F	1		
-	-	0.5	-	99.3	-	-	100.0	M	2		
-	-	1.5	-	98.5	-	-	100.0	F	2		
-	-	2.3	-	98.4	-	-	100.0	M	3		
-	-	0.0	-	97.7	-	-	100.0	F	3		
100.0	100.0	1.7	-	99.0	-	-	100.0	M	4		
-	-	3.4	-	96.6	-	-	100.0	F	4		
100.0	100.0	0.0	-	99.1	-	-	100.0	M	4		
-	-	2.1	-	97.9	-	-	100.0	F	5		
100.0	100.0	2.9	-	97.0	-	-	100.0	M	5		
100.0	100.0	2.1	-	97.9	-	-	100.0	F	6		
100.0	100.0	2.5	-	97.5	-	-	100.0	M	6		
100.0	100.0	2.0	-	97.2	-	-	100.0	F	6		
100.0	100.0	3.4	-	96.6	-	-	100.0	M	T		
100.0	100.0	3.2	-	96.8	-	-	100.0	F	T		
100.0	100.0	2.5	-	97.5	-	-	100.0	M	1		
100.0	100.0	1.0	-	98.1	-	-	100.0	F	1		
100.0	100.0	2.2	-	97.8	-	-	100.0	M	1		INST. DE CREDIT DONT PERSONNEL AUTRES STATUTS
-	-	-	-	98.8	-	-	100.0	F	1		
-	-	-	-	99.2	-	-	100.0	M	2		
-	-	-	-	99.1	-	-	100.0	F	2		
-	-	-	-	99.9	-	-	100.0	M	3		
100.0	100.0	5.1	-	94.7	-	-	100.0	F	3		
-	-	-	-	98.8	-	-	100.0	M	4		
100.0	100.0	3.7	-	96.1	-	-	100.0	F	4		
100.0	100.0	-	-	99.2	-	-	100.0	M	4		
100.0	100.0	1.2	-	98.7	-	-	100.0	F	5		
100.0	100.0	2.4	-	97.6	-	-	100.0	M	5		
100.0	100.0	1.3	-	98.6	-	-	100.0	F	6		
100.0	100.0	1.0	-	98.2	-	-	100.0	M	6		
100.0	100.0	0.0	-	97.6	-	-	100.0	F	6		
100.0	100.0	0.0	-	99.1	-	-	100.0	M	1		
100.0	100.0	1.3	-	98.5	-	-	100.0	F	1		
100.0	100.0	2.7	-	97.1	-	-	100.0	M	1		
100.0	100.0	1.0	-	98.6	-	-	100.0	F	1		
100.0	100.0	1.0	-	97.9	-	0.2	100.0	M	1	012/813	INSTITUTIONS DE CREDIT
100.0	100.0	1.3	-	98.6	-	-	100.0	F	1		
100.0	100.0	1.3	-	98.8	-	-	100.0	M	2		
100.0	100.0	1.0	-	98.6	-	-	100.0	F	2		
100.0	100.0	0.4	-	98.4	-	-	100.0	M	2		
100.0	100.0	1.4	-	98.5	-	-	100.0	F	3		
100.0	100.0	2.0	-	97.4	-	-	100.0	M	3		
100.0	100.0	0.0	-	99.0	-	-	100.0	F	4		
100.0	100.0	1.0	-	98.1	-	-	100.0	M	4		
100.0	100.0	3.1	-	96.0	-	-	100.0	F	4		
100.0	100.0	0.0	-	98.2	-	-	100.0	M	5		
100.0	100.0	1.0	-	98.1	-	-	100.0	F	5		
100.0	100.0	2.0	-	97.2	-	-	100.0	M	6		
100.0	100.0	2.0	-	98.0	-	-	100.0	F	6		
100.0	100.0	2.3	-	97.6	-	-	100.0	M	6		
100.0	100.0	2.7	-	97.2	-	-	100.0	F	6		
100.0	100.0	3.0	-	97.0	-	-	100.0	M	7		
100.0	100.0	2.0	-	97.1	-	-	100.0	F	7		
100.0	100.0	2.5	-	97.5	-	-	100.0	M	7		
100.0	100.0	1.7	-	98.2	-	-	100.0	F	7		
100.0	100.0	2.1	-	97.8	-	0.0	100.0	M	7		

TAB.D5

GROSS MONTHLY PAY(CORRECTED)  
OF FULL-TIME EMPLOYEES:  
MEAN(M) AND COEFFICIENT OF  
VARIATION(CV) ACCORDING TO  
ACTIVITY , SEX , QUALIFICATION  
AND SIZE OF ENTERPRISE

ACTIVITY	NACE	Q U A L I F I C A T I O N	S E X	SIZE OF ENTERPRISE (NUMBER OF EMPLOYEES)										
				10	50	100	200	500	>=	TOT.				
				49	99	199	499	999	1000	(*)	EMS.			
CREDIT INSTS. WITH STAFF OF CIV. SERV. STATUS			1	M	-	-	-	-	-	-	-	14978#		
				F	-	-	-	-	-	-	-	-	-	
				T	-	-	-	-	-	-	-	-	-	
				2	M	5355	-	-	7064	-	6954#	-	-	14978#
					F	-	-	-	-	-	-	-	-	6923#
				3	M	5260	-	-	6583	-	6751#	-	-	6709
					F	-	-	-	3937	-	4002	-	-	3992
				4	M	-	-	-	3289	-	3547	-	-	3515
					F	-	-	-	3486	-	3757	-	-	3728
				5	M	-	-	-	2576	-	3100	-	-	3068
					F	-	-	-	2364	-	2672	-	-	2661
				6	M	-	-	-	2423	-	2756	-	-	2743
F	2433	-	-		2216	-	2535	-	-	2524				
T	M	2370	-	-	2204	-	2315	-	-	2307				
	F	-	-	-	2206	-	2407	-	-	2393				
CREDIT INSTS. WITH STAFF OF COLL. AGRT. STATUS			1	M	-	-	-	-	-	-	-	2063		
				F	-	-	-	-	-	-	-	-	1872	
				T	-	-	-	-	-	-	-	-	1935	
				2	M	4155	-	-	4094	-	4167	-	-	4163
					F	2956	-	-	2656	-	2810	-	-	2800
				3	M	3610	-	-	3139	-	3322	-	-	3311
					F	-	-	-	-	-	-	-	-	-
				4	M	12190#	11057#	11798	11446	10614	11324	-	-	11313
					F	-	-	-	-	8215	-	-	-	8329
				5	M	11874#	10956#	11682	11318	10531	11287	-	-	11240
					F	6116	6759	6095	6097	6247	6213	-	-	6208
				6	M	5621	5126	5482	5916	5285	5456	-	-	5466
F	5987	6529	6004		6079	6135	6111	-	-	6111				
T	M	3924	3935	3944	3859	4096	3799	-	-	3853				
	F	3870	4074	3593	3665	3499	3523	-	-	3523				
3	M	3897	4003	3804	3798	3949	3658	-	-	3708				
	F	3091#	3134	3134	3009	3127	2825	-	-	2966				
4	M	3189	3536	3079	2877	2921	2817	-	-	2857				
	F	3157	3322	3103	2956	3046	2820	-	-	2908				
5	M	2741#	2705	2386	2478	2541	2466	-	-	2487				
	F	2581	2781	2408	2445	2440	2425	-	-	2433				
6	M	2627	2764	2400	2461	2490	2442	-	-	2456				
	F	2139	2055	2126	2072	2106	2014	-	-	2051				
T	M	2020	2042	2108	2039	2004	1987	-	-	2001				
	F	2065	2047	2119	2055	2051	1998	-	-	2023				
CREDIT INSTS. WITH STAFF OF OTHER STATUS			1	M	6065	4889	4318	3690	3606	3936	-	3872		
				F	3265	3094	2870	2650	2641	2847	-	2801		
				T	4703	3991	3668	3264	3212	3394	-	3368		
				2	M	9132	11235	10589#	10310#	15101#	11901#	-	-	10920
					F	-	-	-	-	-	-	-	-	-
				3	M	9234	10903	10589#	10040#	15101#	11901#	-	-	10831
					F	6294	6849	6311#	6548	6689	7415	-	-	6776
				4	M	6172#	5748#	-	-	6119	5739#	-	-	5745
					F	6264	6701	5984#	6224	6568	6989	-	-	6551
				5	M	4511	4869	4808	4579	4740	4654	-	-	5048
					F	3993	5055	4513	3656	3904	4860	-	-	4531
				6	M	4335	4919	4759	4321	4366	5323	-	-	4869
F	3332	3260	3354		3202	3167	4682	-	-	3483				
T	M	3076	3049	3005	2861	3069	3367	-	-	3090				
	F	3202	3172	3214	3061	3116	3960	-	-	3301				
3	M	2706	2636	2906	2721	2865	3493	-	-	2960				
	F	2377	2571	2297	2249	2721	3106	-	-	2701				
4	M	2520	2603	2542	2410	2879	3224	-	-	2806				
	F	2331	2510	2349	2281	2555	3391	-	-	2738				
5	M	1804	2347#	1921	1895	2108	2641	-	-	2214				
	F	2086	2451	2136	2029	2415	2983	-	-	2462				
6	M	4388	4395	4129	3985	4725	5131	-	-	4553				
	F	2975	3280	2767	2432	3454	3560	-	-	3168				
CREDIT INSTITUTIONS	812/813		1	M	3788	3993	3565	3224	4259	4307	-	3930		
				F	10656	11185	11620	11290	11065	11410	-	11290		
				T	-	-	-	-	-	-	-	-	-	
				2	M	10591	10918	11525	11144	10975	11373	-	-	11214
					F	6221	6815	6124	6157	6283	6275	-	-	6270
				3	M	5969	5505	5441	5645	5411	5499	-	-	5519
					F	6158	6636	6001	6102	6174	6165	-	-	6165
				4	M	4318	4690	4186	3978	4133	3899	-	-	3974
					F	3933	4684	3689	3643	3617	3557	-	-	3593
				5	M	4162	4688	4014	3871	3878	3738	-	-	3809
					F	3289	3250	3221	3038	3128	2915	-	-	3031
				6	M	3106	3094	3060	2855	2829	2816	-	-	2861
F	3189	3185	3139		2963	3048	2853	-	-	2940				
T	M	2708	2644	2527	2501	2567	2519	-	-	2536				
	F	2421	2381	2381	2408	2450	2472	-	-	2461				
3	M	2538	2639	2436	2452	2509	2480	-	-	2493				
	F	2274	2396	2173	2069	2118	2118	-	-	2128				
4	M	1899	2210	2061	2009	2005	2026	-	-	2020				
	F	2078	2315	2123	2048	2058	2063	-	-	2068				
5	M	4867	4493	4270	3733	3665	4001	-	-	3947				
	F	3073	3223	2847	2613	2677	2884	-	-	2836				
6	M	4071	3993	3643	3256	3264	3439	-	-	3423				
	F	-	-	-	-	-	-	-	-	-				



TAB.D5

REMUNERATION MENSUELLE BRUTE  
CORRIGEE DES SALAIRES A TEMPS PLEIN:  
MOYENNE(M) ET COEFFICIENT DE VARIATION  
(CV) SELON L'ACTIVITE, LE SEXE,  
LA QUALIFICATION ET LA TAILLE  
DE L'ENTREPRISE

CV

TAILLE ENTREPRISE (NOMBRE DE SALARIES)							SEXE	QUALIFICATION	NACE	ACTIVITE
10 40	50 99	100 199	200 499	500 999	>= 1000 (*)	100. ENS.				
-	-	-	-	-	-	33.00	M	1		INST. DE CREDIT DONT PERSONNEL ASS. FONCT.
32.7	-	-	43.0	-	47.50	47.30	F	2		
30.0	-	-	45.5	-	46.40	46.3	T	3		
-	-	-	32.0	-	22.1	23.6	F	4		
-	-	-	30.4	-	20.5	20.7	T	5		
-	-	-	17.5	-	27.5	27.4	F	6		
-	-	-	13.5	-	17.2	17.2	T	1		
0.0	-	-	15.4	-	21.2	21.1	F	2		
12.1	-	-	17.1	-	34.0	34.5	T	3		
-	-	-	17.3	-	25.2	24.5	F	4		
-	-	-	17.2	-	30.3	29.7	T	5		
-	-	-	11.1	-	16.1	16.0	F	6		
47.0	-	-	9.3	-	21.1	20.5	T	1		
20.0	-	-	10.2	-	20.1	19.5	F	2		
46.2	-	-	64.5	-	71.4	70.8	T	3		
41.00	33.10	37.7	34.0	37.1	33.0	35.4	F	4		
42.00	33.00	38.3	35.2	37.2	33.0	34.7	T	5		
10.0	31.1	32.3	30.8	29.7	23.0	23.1	F	6		INST. DE CREDIT DONT PERSONNEL BEN. CONV. COLLECT.
14.4	10.0	23.0	26.5	20.0	10.4	19.9	T	1		
10.1	31.6	31.6	30.4	29.5	22.9	25.4	F	2		
20.2	21.2	24.1	24.5	20.1	23.0	24.8	T	3		
27.1	26.0	10.1	22.0	21.3	19.5	20.0	F	4		
26.7	23.0	22.0	23.0	27.3	22.4	23.5	T	5		
22.00	23.0	10.7	10.6	10.2	19.2	19.9	F	6		
22.2	20.6	10.6	17.4	17.3	10.4	10.4	T	1		
22.5	22.6	10.1	10.9	10.0	10.7	19.2	F	2		
41.50	20.5	10.0	19.2	22.0	17.9	19.5	T	3		
21.5	21.1	20.2	10.0	17.0	16.1	17.0	F	4		
20.4	21.0	10.0	10.0	20.2	16.0	10.2	T	5		
10.4	10.0	22.0	19.3	21.0	22.4	21.8	F	6		
15.7	23.0	10.2	10.1	10.6	10.0	19.0	T	1		
17.1	21.0	21.4	10.2	20.4	20.5	20.3	F	2		
77.5	65.2	72.2	65.0	56.0	59.5	61.2	T	3		
44.5	37.5	34.6	34.6	32.3	31.9	32.9	F	4		
00.5	64.1	60.5	62.2	54.0	54.0	56.0	T	5		
37.2	32.3	22.60	26.10	33.00	31.70	36.5	F	6		INST. DE CREDIT DONT PERSONNEL AUTRES STATUTS
37.3	33.5	22.00	27.00	33.00	31.70	36.7	T	1		
30.7	44.1	32.10	35.2	25.5	40.0	37.3	F	2		
30.70	30.70	-	-	21.4	29.10	20.6	T	3		
30.7	43.4	30.50	36.4	25.1	40.7	36.6	F	4		
23.7	24.6	24.0	24.0	24.5	33.0	31.0	T	5		
20.0	23.3	22.5	23.3	17.2	30.3	29.0	F	6		
26.2	24.3	24.5	34.6	24.3	33.6	31.7	T	1		
17.0	20.0	20.1	15.0	12.5	26.2	27.5	F	2		
22.2	20.0	30.5	15.1	10.5	25.0	25.2	T	3		
20.3	20.2	24.0	10.0	15.0	31.1	27.3	F	4		
20.0	25.0	20.0	20.0	14.2	22.7	25.7	T	5		
21.3	20.0	27.0	10.0	14.5	26.7	20.7	F	6		
22.1	26.0	30.0	24.0	14.0	26.0	27.0	T	1		
24.0	30.1	27.0	24.5	12.0	20.0	32.7	F	2		
23.0	40.50	20.6	22.0	10.0	30.0	34.0	T	3		
27.7	34.1	20.2	25.4	14.0	32.0	35.1	F	4		
50.2	63.3	51.0	50.4	07.5	50.0	50.2	T	5		
50.0	45.2	44.3	35.1	34.0	30.4	43.0	F	6		
60.2	61.5	54.2	50.3	03.7	51.3	50.1	T	1		
43.0	32.5	30.4	34.2	30.7	33.2	35.1	F	2	012/013	INSTITUTIONS DE CREDIT
42.0	33.5	30.0	34.0	30.0	33.2	35.3	T	3		
20.0	30.0	32.3	31.7	20.5	25.7	27.9	F	4		
27.2	27.0	23.0	27.7	21.0	20.0	22.3	T	5		
27.0	30.5	31.4	31.5	20.2	25.0	27.6	F	6		
25.3	25.5	20.2	20.0	20.7	27.5	27.0	T	1		
20.5	20.2	26.4	22.0	21.0	22.0	22.6	F	2		
20.0	25.7	23.3	27.0	27.2	25.7	20.4	T	3		
10.7	20.0	20.1	19.0	10.0	24.3	22.2	F	4		
22.3	20.5	22.2	17.2	17.4	10.1	10.4	T	5		
20.0	20.7	21.3	10.0	10.7	21.3	21.0	F	6		
24.5	25.1	24.0	20.4	21.0	21.1	21.0	T	1		
21.0	26.2	22.2	19.3	17.0	10.3	10.5	F	2		
23.7	25.7	23.5	19.0	20.2	20.1	20.5	T	3		
23.7	20.0	24.6	20.4	21.0	20.3	20.4	F	4		
20.0	35.0	21.4	20.0	10.0	22.1	21.5	T	5		
24.4	32.5	23.4	20.3	20.4	25.5	24.0	F	6		
00.0	03.0	00.0	04.5	50.4	50.7	01.3	T	1		
40.5	43.3	30.0	04.5	33.2	33.2	34.7	F	2		
70.3	62.1	65.5	61.0	55.4	55.3	57.4	T	3		

TAB.D6

INDEX OF MEAN GROSS MONTHLY PAY (CORRECTED) OF FULL-TIME EMPLOYEES ACCORDING TO ACTIVITY, SEX, QUALIFICATION AND SIZE OF ENTERPRISE

INDICE DE LA REMUNERATION MENSUELLE BRUTE CORRIGEE MOYENNE DES SALARIES A TEMPS PLEIN SELON L'ACTIVITE, LE SEXE, LA QUALIF. ET LA TAILLE DE L'ENTREP.

(PAY OF ALL FULL-TIME EES.=100)

(REM. DE L'ENS. DES SAL. A TEMPS PLEIN = 100)

ACTIVITY	NACE	QUALIFICATION	SEX	SIZE OF ENTERPRISE (NUMBER OF EMPLOYEES)										
				10	50	100	200	500	>=	106.				
				49	99	199	499	999	1000	(*) EMS.				
CREDIT INSTS. WITH STAFF OF CIV. SERV. STATUS			1 M	-	-	-	-	-	-	-	100.0#			
			1 F	-	-	-	-	-	-	-	-	100.0#		
			2 M	77.4	-	-	102.0	-	100.4#	-	-	100.0#		
			2 F	-	-	-	-	-	-	-	-	100.0#		
			3 M	78.4	-	-	98.1	-	100.6#	-	-	100.0#		
			3 F	-	-	-	98.6	-	100.3	-	-	100.0		
			4 M	-	-	-	93.6	-	100.9	-	-	100.0		
			4 F	-	-	-	93.5	-	100.8	-	-	100.0		
			5 M	-	-	-	83.9	-	101.0	-	-	100.0		
			5 F	-	-	-	88.8	-	100.4	-	-	100.0		
			6 M	-	-	-	88.4	-	100.5	-	-	100.0		
			6 F	105.5	-	-	87.8	-	100.5	-	-	100.0		
			7 M	99.0	-	-	95.6	-	100.4	-	-	100.0		
			7 F	-	-	-	92.2	-	100.6	-	-	100.0		
			8 M	-	-	-	81.4	-	101.2	-	-	100.0		
			8 F	-	-	-	88.2	-	100.2	-	-	100.0		
			CREDIT INSTS. WITH STAFF OF COLL. AGRY. STATUS			1 M	99.8	-	-	98.3	-	100.1	-	100.0
						1 F	105.6	-	-	94.9	-	100.4	-	100.0
2 M	109.0	-				-	94.8	-	100.3	-	100.0			
2 F	107.8#	97.7#				104.3	101.2	93.8	100.1	-	100.0			
3 M	105.6#	97.5#				103.9	100.7	98.6	-	-	100.0			
3 F	98.5	108.9				98.2	98.2	100.6	100.1	-	100.0			
4 M	102.8	93.8				100.3	108.2	96.7	99.8	-	100.0			
4 F	98.0	106.8				98.2	99.5	100.4	100.0	-	100.0			
5 M	101.9	102.1				102.4	100.2	106.3	98.6	-	100.0			
5 F	169.9	115.7				102.0	104.0	101.7	99.3	-	100.0			
6 M	105.1	108.0				102.6	102.4	106.5	98.7	-	100.0			
6 F	104.2#	105.7				105.7	101.4	105.4	95.3	-	100.0			
7 M	111.6	123.8				107.8	100.7	102.3	98.6	-	100.0			
7 F	108.6	114.2				106.7	101.6	104.7	97.0	-	100.0			
8 M	110.2#	108.8				95.9	99.7	102.2	99.2	-	100.0			
8 F	106.1	114.3				99.0	100.5	100.3	99.7	-	100.0			
9 M	107.0	112.5				97.7	100.2	101.4	99.4	-	100.0			
9 F	104.3	100.2				103.7	101.0	102.7	98.2	-	100.0			
CREDIT INSTS. WITH STAFF OF OTHER STATUS			1 M	100.9	102.0	105.4	101.9	100.1	99.3	-	100.0			
			1 F	102.1	101.2	104.7	101.6	101.4	98.8	-	100.0			
			2 M	156.7	126.3	111.5	95.3	93.1	101.7	-	100.0			
			2 F	116.6	110.5	102.5	94.6	94.3	101.6	-	100.0			
			3 M	139.6	118.5	108.9	96.9	95.4	100.8	-	100.0			
			3 F	83.6	102.9	97.0#	94.4#	138.3#	109.0#	-	100.0			
			4 M	85.3	100.7	97.8#	92.7#	139.4#	109.9#	-	100.0			
			4 F	92.9	101.1	93.1#	96.6	98.7	109.4	-	100.0			
			5 M	107.4#	100.1#	-	-	106.5	99.9#	-	100.0			
			5 F	95.6	102.3	91.3#	95.0	100.3	106.7	-	100.0			
			6 M	89.3	96.4	95.2	90.7	93.9	112.0	-	100.0			
			6 F	88.1	111.6	99.6	80.7	86.1	107.2	-	100.0			
			7 M	89.0	101.0	97.7	88.8	89.7	109.3	-	100.0			
			7 F	95.7	93.6	96.3	92.0	90.9	134.4	-	100.0			
			8 M	99.5	98.7	97.2	92.6	99.3	109.0	-	100.0			
			8 F	97.0	96.1	97.4	92.7	94.4	120.0	-	100.0			
			9 M	91.4	89.0	98.2	91.9	100.2	118.0	-	100.0			
			9 F	88.0	95.2	85.0	83.2	100.7	115.0	-	100.0			
10 M	89.8	92.3	90.6	85.9	102.6	114.9	-	100.0						
10 F	85.2	91.7	85.8	83.3	93.3	123.9	-	100.0						
11 M	81.5	106.0#	86.8	85.6	95.2	119.3	-	100.0						
11 F	84.7	99.5	86.8	82.4	98.1	121.1	-	100.0						
12 M	96.4	96.5	90.7	87.5	103.8	112.7	-	100.0						
12 F	93.9	103.5	87.3	76.8	109.0	112.4	-	100.0						
CREDIT INSTITUTIONS	812/813		1 M	96.4	101.6	90.7	82.0	108.4	109.6	-	100.0			
			1 F	94.4	99.1	102.9	100.0	98.0	101.1	-	100.0			
			2 M	94.4	97.4	102.8	99.4	97.9	98.5	-	100.0			
			2 F	99.2	108.7	87.7	98.2	100.2	101.4	-	100.0			
			3 M	108.1	99.7	98.6	102.3	98.0	98.6	-	100.0			
			3 F	99.9	107.6	97.3	99.0	100.1	100.0	-	100.0			
			4 M	108.6	118.0	105.3	100.1	104.0	98.1	-	100.0			
			4 F	109.5	130.3	102.7	101.4	100.7	98.0	-	100.0			
			5 M	109.3	123.1	105.4	101.6	104.4	98.1	-	100.0			
			5 F	108.5	107.2	106.3	100.2	103.2	96.2	-	100.0			
			6 M	108.6	108.1	107.0	99.8	102.4	98.4	-	100.0			
			6 F	108.5	108.3	106.8	100.8	103.7	97.0	-	100.0			
			7 M	106.8	104.2	99.6	98.6	101.2	99.3	-	100.0			
			7 F	98.4	107.1	96.8	97.9	99.5	100.4	-	100.0			
			8 M	101.8	105.8	97.7	98.4	100.7	99.9	-	100.0			
			8 F	106.9	112.6	102.1	98.8	99.5	99.5	-	100.0			
			9 M	94.0	109.4	102.0	99.4	99.2	100.3	-	100.0			
			9 F	100.5	112.0	102.7	99.1	99.5	99.8	-	100.0			
10 M	123.3	113.8	108.2	94.6	92.8	101.4	-	100.0						
10 F	108.4	113.7	100.4	82.1	84.4	101.7	-	100.0						
11 M	118.9	110.6	106.4	85.1	85.3	100.5	-	100.0						

TAB.D6

INDEX OF MEAN GROSS MONTHLY PAY (CORRECTED) OF FULL-TIME FEMALE EMPLOYEES ACCORDING TO ACTIVITY, QUALIFICATION AND SIZE OF ENTERPRISE (PAY OF FULL-TIME MALE EES.=100)

INDICE DE LA REMUNERATION MENSUELLE BRUTE CORRIGEE MOYENNE DES SALARIES FEMININS A TEMPS PLEIN SELON L'ACTIVITE, LA QUALIF. ET LA TAILLE DE L'ENTREP. (REM. DES SAL. MASC. A TEMPS PLEIN = 100)

TAILLE ENTREPRISE (NOMBRE DE SALARIE)							(*)	100. ENS.	SEX E	QUALIFICATION	NACE	ACTIVITE
10 40	50 80	100 100	200 400	500 999	>= 1000							
-	-	-	-	-	-	-	100.00	M	1			INST. DE CREDIT
100.0	-	-	100.0	-	100.00	-	100.00	F	2			DONT PERSONNEL ASS. FONCT.
-	-	-	100.0	-	100.0	-	100.0	M	3			
-	-	-	83.8	-	88.6	-	88.0	F	3			
-	-	-	100.0	-	100.0	-	100.0	M	4			
-	-	-	91.8	-	86.2	-	86.7	F	4			
100.0	-	-	100.0	-	100.0	-	100.0	M	5			
-	-	-	98.5	-	91.3	-	91.4	F	5			
-	-	-	100.0	-	100.0	-	100.0	M	6			
-	-	-	87.4	-	89.8	-	90.7	F	6			
100.0	-	-	100.0	-	100.0	-	100.0	M	T			
71.1	-	-	64.9	-	67.4	-	67.3	F	T			
100.00	100.00	100.0	100.0	100.0	100.0	-	100.0	M	1			INST. DE CREDIT
-	-	-	-	77.4	-	-	73.6	F	1			DONT PERSONNEL BEN CONV. COLLECT.
100.0	100.0	100.0	100.0	100.0	100.0	-	100.0	M	2			
91.8	75.8	89.9	97.0	84.6	87.8	-	88.0	F	2			
100.0	100.0	100.0	100.0	100.0	100.0	-	100.0	M	3			
98.6	103.5	91.1	95.0	87.5	92.1	-	91.4	F	3			
100.00	100.0	100.0	100.0	100.0	100.0	-	100.0	M	4			
103.2	112.8	98.3	95.6	93.4	99.7	-	96.3	F	4			
100.00	100.0	100.0	100.0	100.0	100.0	-	100.0	M	5			
94.2	102.8	100.9	98.7	96.8	98.3	-	97.8	F	5			
100.0	100.0	100.0	100.0	100.0	100.0	-	100.0	M	6			
94.4	99.3	99.2	98.4	95.1	98.7	-	97.6	F	6			
100.0	100.0	100.0	100.0	100.0	100.0	-	100.0	M	T			
53.8	63.3	66.5	71.8	73.2	72.3	-	72.3	F	T			
100.0	100.0	100.00	100.00	100.00	100.00	-	100.0	M	1			INST. DE CREDIT
-	-	-	-	-	-	-	-	F	1			DONT PERSONNEL AUTRES STATUTS
100.0	100.0	100.00	100.0	100.0	100.0	-	100.0	M	2			
88.18	83.90	-	-	91.5	77.40	-	84.8	F	2			
100.0	100.0	100.0	100.0	100.0	100.0	-	100.0	M	3			
88.5	103.8	93.8	79.8	82.4	86.8	-	88.7	F	3			
100.0	100.0	100.0	100.0	100.0	100.0	-	100.0	M	4			
92.3	93.5	88.6	89.3	86.9	71.9	-	88.7	F	4			
100.0	100.0	100.0	100.0	100.0	100.0	-	100.0	M	5			
87.8	97.6	78.1	82.6	91.8	88.9	-	91.3	F	5			
100.0	100.0	100.0	100.0	100.0	100.0	-	100.0	M	6			
77.4	93.50	81.8	83.1	82.5	77.9	-	88.9	F	6			
100.0	100.0	100.0	100.0	100.0	100.0	-	100.0	M	T			
87.8	74.6	87.8	61.8	73.1	69.4	-	68.6	F	T			
100.0	100.0	100.0	100.0	100.0	100.0	-	100.0	M	1	812/813		INSTITUTIONS DE CREDIT
-	-	-	-	-	74.2	-	73.9	F	1			
100.0	100.0	100.0	100.0	100.0	100.0	-	100.0	M	2			
95.9	88.9	88.8	91.7	86.1	87.6	-	88.8	F	2			
100.0	100.0	100.0	100.0	100.0	100.0	-	100.0	M	3			
91.1	99.8	88.1	81.6	87.5	81.2	-	88.4	F	3			
100.0	100.0	100.0	100.0	100.0	100.0	-	100.0	M	4			
94.4	95.2	95.8	94.8	93.6	96.6	-	94.4	F	4			
100.0	100.0	100.0	100.0	100.0	100.0	-	100.0	M	5			
88.4	98.7	94.2	98.3	85.4	88.1	-	87.8	F	5			
100.0	100.0	100.0	100.0	100.0	100.0	-	100.0	M	6			
83.5	92.2	84.8	95.7	84.8	85.8	-	84.9	F	6			
100.0	100.0	100.0	100.0	100.0	100.0	-	100.0	M	T			
83.1	71.7	68.7	78.8	73.1	72.1	-	71.8	F	T			

TAB.D7

GROSS MONTHLY PAY(CORRECTED)  
OF FULL-TIME EMPLOYEES ;  
MEAN(M) AND COEFFICIENT OF  
VARIATION(CV) ACCORDING TO  
ACTIVITY , SEX , QUALIFICATION  
AND AGE

ACTIVITY	NACE	Q U A L I F I C A T I O N	S E X	AGE (COMPLETED YEARS)								
				< 21	21	30	45	>=	(*)	TOT.		
				21	28	44	54	55		ENS.		
CREDIT INSTS. WITH STAFF OF CIV. SERV. STATUS		1	M	-	-	-	-	-	-	-	14978#	
			F	-	-	-	-	-	-	-	-	14978#
			T	-	-	-	-	-	-	-	-	6923#
			M	-	-	6125#	7817#	7725#	-	-	-	5870#
			F	-	-	-	-	-	-	-	-	6709
			T	-	3573	6266	7583#	7825#	-	-	-	3992
			M	-	2772	4317#	4073	4152#	-	-	-	3515
			F	-	3244	3846	3793	3929	-	-	-	3728
			T	-	2632	3019#	3899	4028	-	-	-	3068
			M	-	2254	2605	2979	3011	-	-	-	2661
			F	-	2342	2694	3091	3051	-	-	-	2743
			T	-	2502#	2510#	-	-	-	-	-	2524
CREDIT INSTS. WITH STAFF OF COLL. AGRY. STATUS		2	M	2163#	2306	2403	2837	-	-	-	2307	
			F	2202	2383	2449	-	-	-	-	2393	
			T	2010	2168	-	-	-	-	-	2063	
			M	2035	1655	-	-	-	-	-	1872	
			F	2025	1728	2196#	-	-	-	-	1935	
			T	2062	3165#	4321	5556#	5653#	-	-	4163	
			M	2083	2330	3016	3254	3675#	-	-	2800	
			F	2083	2330	3557	4083	4430#	-	-	3311	
			T	2077	2639	10435	11627	12313	-	-	11313	
			M	-	-	7702	8055#	-	-	-	8328	
			F	-	-	10360	11568	12249	-	-	11240	
			T	-	5002	6078	6750	6743	-	-	6208	
CREDIT INSTS. WITH STAFF OF OTHER STATUS		3	M	-	4508	5392	5682	6002	-	-	5466	
			F	-	4928	6013	6564	6608	-	-	6111	
			T	-	3458	4084	4225	3990	-	-	3853	
			M	-	3115	3592	3778	3765	-	-	3523	
			F	-	3338	3872	3958	3894	3177	-	3708	
			T	-	2819	3204	3154	3072	-	-	2866	
			M	2340	2696	3039	3040	3046	-	-	2857	
			F	2393	2758	3107	3087	3063	2979#	-	2908	
			T	2232	2460	2750	2590	2457	2474#	-	2487	
			M	2245	2419	2595	2479	2557	2209	-	2433	
			F	2241	2437	2649	2528	2486	2348	-	2456	
			T	1871	2060	2357	2182	2143	1802	-	2051	
CREDIT INSTITUTIONS	812/813	1	M	1905	2052	2079	2072	2138	-	-	2001	
			F	1894	2056	2172	2136	2147	1813	-	2023	
			T	1976	2840	4748	5594	4222	-	-	3872	
			M	2019	2517	3226	3567	3353	2118	-	2801	
			F	2006	2680	4108	4673	3980	2875#	-	3368	
			T	-	-	9369	11577	12611#	-	-	10920	
			M	-	-	9248	11464	12611#	-	-	10831	
			F	-	4936	6493	7848	8511#	-	-	6776	
			T	-	4587#	5500	6449#	-	-	-	5745	
			M	-	4852	6275	7617	8368#	-	-	6551	
			F	-	4203	5294	5843	5884#	-	-	5049	
			T	-	3995	4616	5138	4607	-	-	4531	
CREDIT INSTITUTIONS	812/813	2	M	-	4137	5066	5545	5344	-	-	4869	
			F	-	3356	3823	3029	3422#	-	-	3483	
			T	-	2999	3195	3377	3144#	-	-	3090	
			M	-	3204	3581	3250	3284	-	-	3301	
			F	2155	2913	3435	3360	2542	-	-	2960	
			T	2035	2596	3081	3035	2679	-	-	2701	
			M	2072	2735	3189	3149	2594	2379#	-	2806	
			F	1969	2652	3502	2991	2436	-	-	2738	
			T	1903	2273	2418	2497	1937	-	-	2214	
			M	1921	2458	2834	2766	2292	-	-	2462	
			F	2075	3344	5299	6441	5834	-	-	4553	
			T	1968	2800	3719	3986	3580	-	-	3168	
CREDIT INSTITUTIONS	812/813	3	M	1999	3087	4645	5423	5143	-	-	3930	
			F	-	-	10291	11695	12326	-	-	11290	
			T	-	-	7514	8835#	-	-	-	8344	
			M	-	-	10206	11629	12273	-	-	11214	
			F	-	5058	6113	6847	6973	-	-	6270	
			T	-	4458	5457	5747	6272	-	-	5519	
			M	-	4956	6043	6653	6846	-	-	6165	
			F	-	3522	4229	4369	4185	3607#	-	3974	
			T	-	3173	3674	3843	3855	-	-	3593	
			M	-	3400	3894	4061	4042	3386#	-	3809	
			F	-	2889	3288	3179	3094	-	-	3031	
			T	2323	2705	3018	3055	3047	2683	-	2861	
CREDIT INSTITUTIONS	812/813	4	M	2397	2797	3129	3101	3074	-	-	2940	
			F	2226	2506	2840	2676	2460	2521#	-	2536	
			T	2224	2434	2673	2559	2568	2166	-	2461	
			M	2225	2466	2730	2610	2492	2353	-	2493	
			F	1880	2129	2634	2340	2176	1800	-	2128	
			T	1907	2069	2130	2165	2102	1844	-	2020	
			M	1899	2096	2313	2265	2162	1814	-	2068	
			F	1984	2896	4805	5675	4400	3403#	-	3947	
			T	2016	2540	3274	3585	3397	2427#	-	2836	
			M	2007	2720	4157	4718	4107	3068#	-	3423	

TAB.D7

REMUNERATION MENSUELLE BRUTE  
CORRIGEE DES SALAIRES A TEMPS PLEIN:  
MOYENNE(M) ET COEFFICIENT DE VARIATION  
(CV) SELON L ACTIVITE , LE SEXE , LA  
QUALIFICATION ET L AGE

CV

AGE (ANNEES REVOLUES)							SEXE	QUALIFICATION	RACE	ACTIVITE
< 21	21 - 29	30 - 44	45 - 54	>= 55	(*)	TOT. ENS.				
						33.0#	M	1		INST. DE CREDIT DONT PERSONNEL ASS. FONCT.
						33.0#	F	1		
		33.70	28.40	24.70		47.3#	M	2		
						36.2#	F	2		
		32.9	27.40	21.20		46.3	M	3		
	30.8	37.30	22.7	20.50		31.6	F	3		
	24.5	23.9	19.3	8.4		23.6	M	4		
	31.7	33.2	21.1	15.6		28.7	F	4		
	25.5	23.10	24.90			27.4	M	5		
	13.4	14.2	10.2	14.4		17.2	F	5		
	19.1	18.2	17.0	14.5		21.1	M	6		
	30.30	20.10				34.5	F	6		
20.2#	25.1	24.6				24.5	M	1		
20.0	31.0	26.3	15.1			29.7	F	1		
15.1	11.3					16.0	M	2		
21.5	8.2					20.5	F	2		
19.3	12.9	21.50				19.5	M	3		
16.8	70.00	48.4	72.00	47.00		70.0	F	3		
20.7	26.7	37.0	20.8	39.00		35.4	M	4		
19.8	61.0	40.7	66.1	50.40		62.7	F	4		
		31.6	33.0	37.4		34.7	M	5		
		21.7	21.40			23.1	F	5		
		31.0	33.9	37.5		34.9	M	6		
	20.5	24.2	24.1	25.8		25.6	F	6		
	16.9	18.0	17.2	21.7		19.9	M	1		
	20.4	24.1	24.2	25.6		25.4	F	1		
	23.3	22.5	24.6	23.6		24.8	M	2		
	16.7	19.4	18.0	21.3		20.0	F	2		
	22.1	22.4	22.0	22.0	15.2	23.5	M	3		
	19.2	19.0	20.3	21.2		19.9	F	3		
8.0	15.0	19.9	16.9	17.3		16.4	M	4		
9.0	16.9	19.7	18.5	18.0	21.5#	19.2	F	4		
15.5	18.4	20.4	21.3	20.5	27.4#	18.5	M	5		
15.7	15.0	19.2	17.1	18.0		17.0	F	5		
15.6	17.1	19.0	19.3	20.1	24.0	18.2	M	6		
19.7	20.3	21.9	23.2	22.3		15.0	F	6		
19.7	17.7	18.0	18.4	20.5		19.0	M	1		
19.7	18.9	21.0	21.6	22.0		20.3	F	1		
20.2	31.6	46.2	59.5	70.9		61.2	M	1		
19.9	22.0	29.6	31.2	37.0	22.7	32.9	F	1		
20.0	28.5	47.1	58.1	73.7	105.6#	56.8	M	1		
		26.8	33.1	40.7#		36.5	F	1		
		27.1	33.5	40.70		36.7	M	2		
		33.5	32.8	36.30		37.3	F	2		
	24.20	21.2	27.50			28.6	M	3		
	20.0	32.5	33.1	35.90		36.6	F	3		
	24.0	28.6	31.8	38.90		31.9	M	4		
	29.3	29.3	28.7	22.5		29.9	F	4		
	26.4	29.2	31.4	36.8		31.7	M	5		
	22.4	32.0	21.2	26.7#		27.5	F	5		
	25.0	28.4	27.3	29.2#		25.2	M	6		
	24.4	30.7	26.1	28.2		27.3	F	6		
24.0	22.2	21.6	34.0	26.2		25.7	M	1		
20.9	25.1	28.5	27.0	28.6		28.7	F	1		
22.1	24.4	27.5	30.4	25.5	31.7#	27.0	M	2		
23.2	30.4	23.0	30.8	29.7		32.7	F	2		
32.0	33.5	28.0	34.4	30.0		34.0	M	3		
30.4	32.0	31.9	33.5	31.0		35.1	F	3		
24.0	31.0	41.2	50.2	77.4		50.2	M	4		
28.4	33.0	37.8	44.1	50.4		43.9	F	4		
27.4	33.0	44.2	61.1	78.3		50.1	M	5		
		31.3	34.0	37.9		35.1	F	5		
		21.7	22.10			26.0	M	6	012/013	INSTITUTIONS DE CREDIT
		31.6	34.1	38.0		35.3	F	6		
	31.0	25.5	25.5	29.0		27.9	M	1		
	19.7	20.3	18.9	24.0		22.3	F	1		
	30.0	25.4	25.6	28.7		27.0	M	2		
	24.4	25.0	28.2	30.6	25.00	27.8	F	2		
	20.2	22.3	20.6	22.0		22.6	M	3		
	23.7	25.6	25.4	27.9		26.4	F	3		
	20.2	23.4	21.3	21.6	20.30	22.2	M	4		
19.1	17.5	20.1	17.5	18.0		19.4	F	4		
12.1	19.3	22.1	19.2	20.3		21.0	M	5		
16.0	20.2	22.7	25.3	21.5		21.6	F	5		
16.5	17.5	23.1	21.0	19.1		18.5	M	6		
16.5	18.0	23.2	23.1	20.0		20.5	F	6		
16.0	24.2	20.7	20.5	23.7		26.4	M	7		
20.0	20.5	22.0	25.5	22.0		21.5	F	7		
20.5	32.3	28.0	28.3	23.5		24.0	M	8		
20.0	33.4	45.0	58.0	79.3		61.3	F	8		
20.6	34.0	31.0	32.0	30.0		34.7	M	9		
20.0	30.5	47.0	50.0	74.5		57.4	F	9		

TAB.D8

INDEX OF MEAN GROSS MONTHLY PAY (CORRECTED) OF FULL-TIME EMPLOYEES ACCORDING TO ACTIVITY, SEX, QUALIFICATION AND AGE (PAY OF ALL FULL-TIME EES.=100)

INDICE DE LA REMUNERATION MENSUELLE BRUTE CORRIGEE MOYENNE DES SALAIRES A TEMPS PLEIN SELON L ACTIVITE, LE SEXE, LA QUALIFICATION ET L AGE (REM. DE L ENS. DES SAL. A TEMPS PLEIN = 100)

ACTIVITY	MACE	QUALIFICATION	SEX	AGE (COMPLETED YEARS)					TOG. ENS.	
				< 21	21-29	30-44	45-54	>= 55		(*)
CREDIT INSTS. WITH STAFF OF CIV. SERV. STATUS			1 M	-	-	-	-	-	-	100.0#
			1 F	-	-	-	-	-	-	100.0#
			2 M	-	-	88.5#	112.0#	111.6#	-	100.0#
			2 F	-	-	-	-	-	-	100.0#
			3 M	-	89.5	108.1#	113.0#	116.6#	-	100.0
			3 F	-	78.0	100.2	107.9	111.8	-	100.0
			4 M	-	87.0	103.1	104.6	108.0	-	100.0
			4 F	-	85.8	98.4#	116.3#	-	-	100.0
			5 M	-	84.7	97.9	112.0	113.2	-	100.0
			5 F	-	85.4	98.2	112.7	111.2	-	100.0
			6 M	93.8#	99.1#	99.4#	-	-	-	100.0
			6 F	92.0	100.0	104.2	-	-	-	100.0
CREDIT INSTS. WITH STAFF OF COLL. AGRT. STATUS			1 M	97.4	105.1	102.3	118.5	-	-	100.0
			1 F	108.7	88.4	-	-	-	-	100.0
			2 M	104.7	89.3	113.5#	-	-	-	100.0
			2 F	49.5	76.0#	103.8	133.5#	135.8#	-	100.0
			3 M	74.4	83.2	107.7	116.2	131.3#	-	100.0
			3 F	62.7	79.7	107.4	123.3	133.8#	-	100.0
			4 M	-	-	92.2	102.8	108.8	-	100.0
			4 F	-	-	92.5	108.7#	-	-	100.0
			5 M	-	80.6	97.9	102.9	109.0	-	100.0
			5 F	-	82.5	98.6	103.9	108.6	-	100.0
			6 M	-	80.6	98.4	107.4	108.1	-	100.0
			6 F	-	89.8	106.0	109.7	103.6	-	100.0
CREDIT INSTS. WITH STAFF OF OTHER STATUS			1 M	-	88.4	102.0	107.2	106.9	-	100.0
			1 F	-	90.0	104.4	106.7	105.0	85.7	100.0
			2 M	81.9	95.1	108.0	106.4	103.6	-	100.0
			2 F	82.3	94.4	106.4	106.4	106.6	-	100.0
			3 M	89.8	94.8	106.8	106.1	105.3	102.4#	100.0
			3 F	92.3	98.9	110.6	104.1	98.8	99.5#	100.0
			4 M	91.2	99.4	106.6	101.9	105.1	90.8	100.0
			4 F	91.2	99.2	107.8	102.9	101.2	95.6	100.0
			5 M	91.2	100.5	114.9	106.4	104.8	87.8	100.0
			5 F	95.2	102.6	103.9	103.5	106.2	91.9	100.0
			6 M	93.6	101.6	107.4	105.6	106.1	89.6	100.0
			6 F	51.0	73.3	122.6	144.5	109.0	-	100.0
CREDIT INSTITUTIONS	812/813		1 M	72.1	89.9	115.2	127.3	119.7	75.6	100.0
			1 F	59.5	79.6	122.0	138.7	118.2	88.3#	100.0
			2 M	-	-	85.8	106.0	115.5#	-	100.0
			2 F	-	-	-	-	-	-	100.0
			3 M	-	72.0	95.8	105.9	116.4#	-	100.0
			3 F	-	79.8#	95.7	117.3	125.6#	-	100.0
			4 M	-	74.1	95.8	116.3	127.7#	-	100.0
			4 F	-	83.2	104.8	115.7	116.5#	-	100.0
			5 M	-	88.2	101.0	113.4	101.7	-	100.0
			5 F	-	85.0	104.1	113.0	108.8	-	100.0
			6 M	-	96.4	112.6	87.0	88.2#	-	100.0
			6 F	-	97.1	103.4	109.3	101.8#	-	100.0
CREDIT INSTITUTIONS	812/813		1 M	72.8	98.4	116.1	113.5	85.9	-	100.0
			1 F	75.3	96.1	114.1	112.4	90.2	-	100.0
			2 M	73.8	97.5	113.7	112.2	92.4	84.8#	100.0
			2 F	71.9	96.9	127.9	109.3	80.0	-	100.0
			3 M	85.9	102.6	109.2	112.7	87.5	-	100.0
			3 F	78.0	99.0	119.2	112.4	93.1	-	100.0
			4 M	45.6	73.4	116.4	141.5	128.1	-	100.0
			4 F	62.1	88.4	117.4	125.8	113.0	-	100.0
			5 M	50.0	78.6	118.2	138.0	130.9	-	100.0
			5 F	-	-	91.1	103.6	108.2	-	100.0
			6 M	-	-	90.1	105.0#	-	-	100.0
			6 F	-	-	91.0	103.7	109.4	-	100.0
CREDIT INSTITUTIONS	812/813		1 M	-	80.7	97.5	109.2	111.2	-	100.0
			1 F	-	80.8	98.9	104.1	113.6	-	100.0
			2 M	-	80.4	98.0	107.9	111.0	-	100.0
			2 F	-	88.6	106.4	109.9	105.3	90.8#	100.0
			3 M	-	88.3	102.2	106.9	107.3	-	100.0
			3 F	-	89.3	104.8	106.6	106.1	86.9#	100.0
			4 M	-	95.3	108.5	104.8	102.1	-	100.0
			4 F	81.2	94.5	105.5	106.8	106.5	93.8	100.0
			5 M	81.5	95.1	106.4	105.5	104.6	101.1	100.0
			5 F	87.8	98.8	112.0	105.5	97.0	99.4#	100.0
			6 M	80.4	98.9	108.6	104.0	104.4	88.0	100.0
			6 F	88.3	98.9	109.5	104.7	100.0	94.4	100.0
CREDIT INSTITUTIONS	812/813		1 M	88.3	100.0	123.7	110.0	102.2	84.6	100.0
			1 F	94.4	102.4	105.4	107.1	104.0	91.3	100.0
			2 M	91.8	101.4	111.9	109.6	104.8	87.7	100.0
			2 F	50.3	73.4	121.7	143.8	111.5	86.2#	100.0
			3 M	71.1	89.5	115.5	126.4	119.8	85.6#	100.0
			3 F	58.6	79.5	121.4	137.8	120.0	89.6#	100.0

TAB.D8

INDEX OF MEAN GROSS MONTHLY PAY (CORRECTED) OF FULL-TIME FEMALE EMPLOYEES ACCORDING TO ACTIVITY, QUALIFICATION AND AGE (PAY OF FULL-TIME MALE EES.=100)

INDICE DE LA REMUNERATION MENSUELLE BRUTE CORRIGEE MOYENNE DES SALAIRES FEMININS A TEMPS PLEIN SELON L ACTIVITE, LA QUALIFICATION ET L AGE (REM. DES SAL. MASC. A TEMPS PLEIN = 100)

AGE (ANNEES REVOLUES)							SEX	QUALIFICATION	RACE	ACTIVITE
< 21	21-29	30-44	45-54	>= 55	(*)	TOT. ENS.				
-	-	-	-	-	-	100.00	M	1		INST. DE CREDIT DONT PERSONNEL ASS. FONCT.
-	-	100.00	100.00	100.00	-	100.00	M	2		
-	100.00	100.00	100.00	100.00	-	100.00	M	3		
-	100.00	100.00	100.00	100.00	-	100.00	M	4		
83.50	100.00	100.00	-	-	-	100.00	M	5		
100.00	100.00	-	-	-	-	100.00	M	6		
101.3	78.4	-	-	-	-	90.7	M	T		
100.00	100.00	100.00	100.00	100.00	-	100.00	M	1		INST. DE CREDIT DONT PERSONNEL BEN. CONV. COLLECT.
101.0	73.6	100.00	100.00	100.00	-	100.00	M	2		
-	100.00	100.00	100.00	100.00	-	100.00	M	3		
-	100.00	100.00	100.00	100.00	-	100.00	M	4		
93.0	100.00	100.00	100.00	100.00	-	100.00	M	5		
100.00	100.00	100.00	100.00	100.00	100.00	100.00	M	6		
100.00	98.3	100.00	100.00	100.00	100.00	100.00	M	T		
100.00	100.00	100.00	100.00	100.00	100.00	100.00	M	1		INST. DE CREDIT DONT PERSONNEL AUTRES STATUTS
100.00	100.00	100.00	100.00	100.00	-	100.00	M	2		
100.00	100.00	100.00	100.00	100.00	-	100.00	M	3		
100.00	100.00	100.00	100.00	100.00	-	100.00	M	4		
100.00	100.00	100.00	100.00	100.00	-	100.00	M	5		
100.00	100.00	100.00	100.00	100.00	100.00	100.00	M	6		
100.00	100.00	100.00	100.00	100.00	100.00	100.00	M	T		
100.00	100.00	100.00	100.00	100.00	62.0	100.00	M	1		
102.2	88.6	100.00	100.00	100.00	-	100.00	M	2		
-	100.00	100.00	100.00	100.00	-	100.00	M	3		
-	100.00	100.00	100.00	100.00	-	100.00	M	4		
-	100.00	100.00	100.00	100.00	-	100.00	M	5		
-	100.00	100.00	100.00	100.00	-	100.00	M	6		
-	100.00	100.00	100.00	100.00	-	100.00	M	T		
100.00	100.00	100.00	100.00	100.00	-	100.00	M	1	012/013	INSTITUTIONS DE CREDIT
104.4	80.1	100.00	100.00	100.00	-	100.00	M	2		
100.00	100.00	100.00	100.00	100.00	-	100.00	M	3		
100.00	100.00	100.00	100.00	100.00	-	100.00	M	4		
100.00	100.00	100.00	100.00	100.00	-	100.00	M	5		
100.00	100.00	100.00	100.00	100.00	100.00	100.00	M	6		
100.00	100.00	100.00	100.00	100.00	100.00	100.00	M	T		
104.0	83.2	100.00	100.00	100.00	-	100.00	M	1		
-	100.00	100.00	100.00	100.00	-	100.00	M	2		
-	100.00	100.00	100.00	100.00	-	100.00	M	3		
-	100.00	100.00	100.00	100.00	-	100.00	M	4		
89.0	100.00	100.00	100.00	100.00	82.3	100.00	M	5		
100.00	100.00	100.00	100.00	100.00	100.00	100.00	M	6		
101.5	87.2	100.00	100.00	100.00	100.00	100.00	M	T		
100.00	100.00	100.00	100.00	100.00	100.00	100.00	M	1		
101.0	87.7	100.00	100.00	100.00	100.00	100.00	M	2		

TAB.D9

GROSS MONTHLY PAY(CORRECTED)  
OF FULL-TIME EMPLOYEES :  
MEAN(M) AND COEFFICIENT OF  
VARIATION(CV) ACCORDING TO  
ACTIVITY,SEX , QUALIFICATION AND  
LENGTH OF SERVICE IN ENTERPRISE

ACTIVITY	NACE	Q U A L I F I C A T I O N	S E X	LENGTH OF SERVICE IN ENTERPRISE (COMPLETED YEARS)													
				< 2	2 4	5 9	10 18	>= 20	(*)	TOT. ENS.							
CREDIT INSTS. WITH STAFF OF CIV. SERV. STATUS		1	M	-	-	-	-	-	-	-	14878#						
			F	-	-	-	-	-	-	-	-	-					
			T	-	-	-	-	-	-	-	-	-	14878#				
			2	M	-	5037#	5321	-	-	8259	-	-	-	14978#			
				F	-	-	-	-	-	-	-	-	-	6823#			
				T	-	4813#	5380	-	-	8238	-	-	-	5870#			
			3	M	-	4030#	2862#	4434#	4241	-	-	-	-	3992			
				F	-	-	3135#	3403	3844	-	-	-	-	3515			
				T	3258#	3640#	3034	3891#	3986	-	-	-	-	3728			
			4	M	2110	2275	2388	2515	2975	-	-	-	-	2661			
				F	2157	2518	2512	2608	3031	-	-	-	-	2743			
				T	2312	2233	2377	2361	-	-	-	-	-	2524			
			5	M	2562#	2341	2375	2326	2613	-	-	-	-	2307			
				F	2035	2164	-	-	-	-	-	-	-	2393			
				T	1841	2172	-	-	-	-	-	-	-	2063			
			6	M	1895	2167	-	-	-	-	-	-	-	1872			
				F	-	3261	3179	-	5851#	-	-	-	-	1935			
				T	2092	2283	2678	2834	3398	-	-	-	-	4163			
			CREDIT INSTS. WITH STAFF OF COLL. AGRT. STATUS		1	M	2640#	2697	2856	3458#	4210	-	-	-	2800		
						F	10404	11188	10948	11567	11543	9392	-	-	-	3311	
						T	-	-	-	-	-	-	-	-	-	11313	
						2	M	10320	10988	10939	11503	11474	9355	-	-	-	8329
							F	5622	5777	5821	5950	6756	5071	-	-	-	11240
							T	4616#	4834	5228	5508	5714	4852	-	-	-	6208
3	M	5530				5651	5758	5913	6580	5025	-	-	-	5466			
	F	3512				3629	3562	3948	4327	3344	-	-	-	6111			
	T	3126				3294	3122	3473	3883	2875	-	-	-	3853			
4	M	3413				3526	3398	3743	4064	3076	-	-	-	3523			
	F	2807				2817	2932	3190	3378	2966	-	-	-	3708			
	T	2632				2671	2750	2997	3280	2251	-	-	-	2857			
5	M	2731				2760	2839	3067	3312	2511	-	-	-	2908			
	F	2281				2454	2602	2794	2901	2332	-	-	-	2487			
	T	2252				2357	2531	2742	2877	2269	-	-	-	2433			
6	M	2265				2403	2557	2761	2887	2287	-	-	-	2456			
	F	1938				2158	2333	2454	2393	1875	-	-	-	2051			
	T	1911				2117	2192	2256	2338	2598#	1878	-	-	2001			
T	M	1923				2136	2256	2398	2598#	1878	-	-	-	2023			
	F	2609				3074	3518	4511	6227	3427#	-	-	-	3872			
	T	2891				2453	2772	3271	3985	2372	-	-	-	2801			
CREDIT INSTS. WITH STAFF OF OTHER STATUS		1				M	2340	2758	3129	3970	5252	2820	-	-	3368		
						F	-	-	10335#	10543	11508	-	-	-	10820		
						T	-	-	-	-	-	-	-	-	-	-	
			2	M	5393#	6025#	6479	6758	8518	-	-	-	-	10831			
				F	-	4608#	5157	5873	7208#	-	-	-	-	6776			
				T	5342#	5748	6188	6538	8224	-	-	-	-	5745			
			3	M	3684	4250	4723	5517	6541	-	-	-	-	6551			
				F	3242#	3718	4391	4590	5650	-	-	-	-	5049			
				T	3584	4077	4613	5166	6170	-	-	-	-	4531			
			4	M	2669	3325	3659	4071#	-	-	-	-	-	4869			
				F	2469	3067	2990	3340	3886#	-	-	-	-	3483			
				T	2573	3221	3370	3618	3901	-	-	-	-	3090			
			5	M	2417	2957	3205	3710	4279	-	-	-	-	3301			
				F	2301	2536	2759	3447	4043	-	-	-	-	2960			
				T	2349	2738	2912	3523	4133	-	-	-	-	2701			
			6	M	2322	2840	3097	3398	4255	-	-	-	-	2806			
				F	2047	2259	2303	2618	-	-	-	-	-	2730			
				T	2177	2505	2685	2894	4106	-	-	-	-	2214			
			T	M	2825	3548	4506	5987	7585	-	-	-	-	2462			
				F	2249	2757	3230	4023	5230	-	-	-	-	4553			
				T	2535	3185	3935	5149	6726	3840#	-	-	-	3168			
			CREDIT INSTITUTIONS	812/813	1	M	10485	11205	10860	11362	11571	9363	-	-	11280		
						F	-	-	-	8743#	8522	-	-	-	8344		
						T	10404	11064	10782	11292	11505	9329	-	-	-	11214	
2	M	5705				5778	5919	6021	6860	5108	-	-	-	6270			
	F	4362#				4763	5227	5640	5844	5026	-	-	-	5519			
	T	5574				5635	5826	5982	6686	5075	-	-	-	6165			
3	M	3539				3704	3689	4093	4486	3531	-	-	-	3974			
	F	3130				3336	3244	3553	3847	2911	-	-	-	3593			
	T	3435				3580	3524	3862	4172	3189	-	-	-	3809			
4	M	2778				2910	3014	3241	3396	-	-	-	-	3031			
	F	2580				2715	2755	2988	3202	2386#	-	-	-	2861			
	T	2689				2831	2882	3078	3253	2727#	-	-	-	2940			
5	M	2315				2496	2653	2906	3139	2401	-	-	-	2536			
	F	2262				2369	2550	2862	3111	2275	-	-	-	2461			
	T	2286				2428	2587	2877	3122	2312	-	-	-	2493			
6	M	1976				2222	2449	2809	3744#	1929	-	-	-	2128			
	F	1921				2133	2207	2369	2679	1883	-	-	-	2020			
	T	1944				2173	2318	2542	3247	1902	-	-	-	2068			
T	M	2648				3081	3630	4662	6309	3464	-	-	-	3947			
	F	2109				2479	2772	3333	4001	2412	-	-	-	2836			
	T	2369				2800	3211	4079	5287	2874	-	-	-	3423			



REMUNERATION MENSUELLE BRUTE  
CORRIGEE DES SALAIRES A TEMPS PLEIN:  
MOYENNE(M) ET COEFFICIENT DE VARIATION  
(CV) SELON L ACTIVITE, LE SEXE , LA  
QUALIFICATION ET L ANCIENNETE DANS  
L ENTREPRISE

CV

ANCIENNETE DANS L ENTREPRISE (ANNEES REVOLUES)						TOG. ENS.	SEXE	QUALIFICATION	NACE	ACTIVITE
< 2	2 - 4	5 - 8	10 - 18	>= 20	(*)					
-	-	-	-	-	-	33.00	M	1		INST. DE CREDIT DONT PERSONNEL ASS. FONCT.
-	-	-	-	-	-	33.00	F	1		
-	30.40	18.3	-	20.7	-	47.30	M	2		
-	-	-	-	-	-	36.20	F	2		
-	31.40	16.2	-	20.1	-	46.3	M	3		
-	26.00	24.50	30.50	22.5	-	31.6	F	3		
-	-	20.00	24.4	16.4	-	23.6	M	3		
20.50	32.10	20.5	30.40	19.9	-	20.7	F	3		
-	40.20	20.50	-	14.0	-	27.4	M	4		
12.2	10.3	10.9	9.2	11.0	-	17.2	F	4		
10.1	33.0	23.7	13.2	13.3	-	21.1	M	5		
-	31.20	22.70	-	-	-	34.5	F	5		
10.1	23.6	20.5	10.7	-	-	24.5	M	5		
30.30	27.0	26.0	10.3	13.3	-	29.7	F	6		
14.4	10.6	-	-	-	-	16.0	M	6		
10.7	21.5	-	-	-	-	20.5	F	6		
10.7	10.0	-	-	-	-	19.5	M	7		
-	44.0	42.3	-	54.70	-	70.0	M	7		
25.0	23.0	34.0	33.1	30.2	-	35.4	F	7		
02.40	42.2	30.3	00.00	55.3	-	62.7	M	7		
34.3	36.0	20.0	34.7	35.3	27.0	34.7	M	1		INST. DE CREDIT DONT PERSONNEL BEN.COMV.COLLECT.
-	-	-	20.00	21.1	-	23.1	F	1		
34.0	37.2	20.0	34.7	35.4	20.3	34.9	M	2		
32.0	27.7	23.4	23.7	23.5	-	25.6	M	2		
27.00	21.4	22.4	20.1	16.0	15.0	19.9	F	2		
33.1	27.0	23.5	23.5	23.6	22.3	25.4	M	3		
26.1	25.3	24.5	23.0	22.2	15.0	24.0	M	3		
20.0	21.0	10.5	10.1	17.3	10.5	20.0	F	3		
25.4	24.0	23.7	22.3	20.5	10.0	23.5	M	4		
20.0	10.0	10.1	10.2	21.2	-	19.0	M	4		
19.0	10.1	15.5	17.0	17.0	12.5	10.4	F	5		
20.5	10.2	17.2	10.0	10.1	20.0	19.2	M	5		
21.0	10.5	17.0	17.0	14.4	21.0	19.5	M	5		
17.4	14.0	10.4	10.0	15.1	21.5	17.0	F	5		
10.5	10.0	17.0	17.1	14.0	21.4	10.2	M	6		
22.1	10.0	10.5	10.2	-	13.3	21.0	M	6		
20.0	14.0	10.3	14.0	20.3	15.4	19.0	F	6		
20.0	10.4	17.7	15.0	33.10	14.0	20.3	M	7		
02.1	54.1	50.0	47.0	49.7	74.00	61.2	M	7		
25.7	24.7	22.1	24.0	25.4	42.0	32.0	F	7		
01.0	47.1	44.0	45.0	50.7	67.0	56.0	M	7		
-	-	35.00	30.3	32.0	-	36.5	M	1		INST. DE CREDIT DONT PERSONNEL AUTRES STATUTS
-	-	37.30	30.4	32.5	-	36.7	F	1		
35.00	30.70	37.0	30.0	23.0	-	37.3	M	2		
-	27.50	10.2	25.2	27.00	-	20.6	F	2		
35.70	30.0	30.0	30.3	25.5	-	30.6	M	3		
20.4	25.3	23.3	20.1	20.3	-	31.0	M	3		
20.70	27.0	20.0	25.0	23.1	-	20.0	F	3		
20.0	26.7	25.3	20.0	20.3	-	31.7	M	4		
23.2	23.0	23.0	35.00	-	-	27.5	M	4		
21.0	23.0	22.0	22.4	25.70	-	25.2	F	4		
22.0	24.2	25.0	31.2	24.0	-	27.3	M	5		
20.1	10.0	10.0	21.0	14.3	-	25.7	M	5		
20.1	22.1	21.0	23.1	22.0	-	20.7	F	5		
20.0	22.2	22.1	23.0	10.4	-	27.0	M	6		
24.0	34.3	23.0	20.3	12.0	-	32.7	M	6		
31.1	40.0	24.0	19.1	-	-	34.0	F	6		
20.7	30.0	20.4	27.2	15.0	-	35.1	M	7		
40.0	44.0	45.7	40.0	43.3	-	50.2	F	7		
31.7	37.0	35.0	33.7	32.5	-	43.0	F	7		
44.7	44.4	40.4	50.0	45.0	43.00	50.1	M	7		
33.0	37.1	30.7	30.0	35.0	27.3	35.1	M	1	012/013	INSTITUTIONS DE CREDIT
-	-	-	22.20	20.3	-	20.0	F	1		
34.4	37.2	31.1	30.0	35.1	27.7	35.3	M	2		
42.4	20.2	27.3	20.2	24.2	25.0	27.0	M	2		
20.00	22.7	20.3	22.3	10.7	10.1	22.3	F	2		
42.5	20.3	20.0	20.0	24.4	22.0	27.0	M	3		
20.4	20.0	20.5	20.0	20.0	21.3	27.0	M	3		
21.0	23.2	24.0	21.0	10.7	10.7	22.0	F	3		
20.0	25.7	20.5	25.0	24.3	22.0	20.4	M	4		
21.2	22.2	21.0	22.4	20.3	-	22.2	M	4		
20.0	20.7	10.0	10.0	10.1	23.20	10.4	F	4		
21.3	22.0	10.7	20.5	10.0	20.20	21.0	M	5		
24.1	10.7	10.3	22.0	22.7	22.0	21.0	M	5		
20.3	10.0	17.0	20.0	23.3	21.4	10.5	F	5		
22.1	10.1	10.4	21.3	23.0	22.1	20.5	M	6		
23.2	23.1	23.0	27.0	20.40	17.0	20.4	M	6		
21.4	10.0	17.0	17.7	20.0	15.4	21.5	F	6		
22.2	21.5	21.3	24.7	33.2	10.4	24.0	M	7		
02.1	53.2	50.0	40.0	40.7	71.7	01.3	M	7		
20.7	20.0	25.4	27.3	27.0	43.1	34.7	F	7		
02.4	40.0	45.0	47.3	51.2	05.0	57.4	F	7		

TAB.D10

INDEX OF MEAN GROSS MONTHLY PAY (CORRECTED) OF FULL-TIME EMPLOYEES ACCORDING TO ACTIVITY, SEX, QUALIFICATION AND LENGTH OF SERVICE (PAY OF ALL FULL-TIME EES.=100)

INDICE DE LA REMUNERATION MENSUELLE BRUTE CORRIGEE MOYENNE DES SALAIRES A TEMPS PLEIN SELON L ACTIVITE, LE SEXE, LA QUALIFICATION ET L ANCIENNETE (REM. DE L ENS. DES SAL. A TEMPS PLEIN = 100)

ACTIVITY	NACE	O U A L I F I C A T I O N	S E X	LENGTH OF SERVICE IN ENTERPRISE (COMPLETED YEARS)						106. ENS.	
				< 2	2 4	5 9	10 19	>= 20	(*)		
CREDIT INSTS. WITH STAFF OF CIV. SERV. STATUS		1	M	-	-	-	-	-	-	100.0#	
			F	-	-	-	-	-	-	-	100.0#
			T	-	-	-	-	-	-	-	100.0#
			M	-	72.8#	76.9	-	119.3	-	-	100.0#
			F	-	-	-	-	-	-	-	100.0#
			T	-	71.7#	80.2	-	122.8	-	-	100.0
			M	-	101.0#	71.7#	111.1#	106.2	-	-	100.0
			F	-	-	89.2#	96.8	109.4	-	-	100.0
			T	87.4#	97.6#	81.4	104.4#	107.2	-	-	100.0
			M	79.3	103.4#	91.7#	-	110.6	-	-	100.0
			F	78.6	91.8	91.6	95.1	110.5	-	-	100.0
			T	100.2	100.4#	94.0#	-	-	-	-	100.0
M	107.1#	96.8	103.1	102.4	-	-	-	100.0			
F	98.6	97.8	99.3	97.2	109.2	-	-	100.0			
T	98.4	104.9	-	-	-	-	-	100.0			
M	97.9	112.0	-	-	-	-	-	100.0			
F	74.7	78.3	76.4	-	140.6#	-	-	100.0			
T	79.7#	81.5	85.7	101.2	121.4	-	-	100.0			
M	92.0	98.7	86.2	104.4#	127.1	-	-	100.0			
F	91.8	97.8	96.8	102.2	102.0	83.0	-	100.0			
T	91.0	97.8	97.3	110.7#	101.4	-	-	100.0			
M	90.6	93.0	93.3	102.3	102.1	83.2	-	100.0			
F	84.4#	88.4	93.8	95.8	108.8	81.7	-	100.0			
T	90.5	92.5	95.6	100.8	104.5	90.6	-	100.8			
M	91.2	94.2	94.2	96.8	107.7	82.2	-	100.0			
F	88.7	93.5	88.6	98.6	112.3	86.8	-	100.0			
T	92.0	95.1	91.6	101.0	109.6	81.6	-	100.0			
M	94.7	95.0	98.9	107.6	113.9	82.9	-	100.0			
F	92.2	93.5	96.3	104.9	114.8	78.8	-	100.0			
T	93.9	94.9	97.6	105.4	113.9	86.3	-	100.0			
M	91.7	98.7	104.6	112.3	116.7	83.8	-	100.0			
F	92.6	96.9	104.0	112.7	118.2	93.2	-	100.0			
T	92.2	97.8	104.1	112.4	117.5	93.1	-	100.0			
M	94.5	105.2	113.7	119.6	-	91.4	-	100.0			
F	95.5	105.8	109.5	113.7	119.5	93.9	-	100.0			
T	95.0	105.6	111.5	115.7	128.4#	92.8	-	100.0			
M	67.4	78.1	80.9	116.5	160.8	88.5#	-	100.0			
F	74.6	87.6	97.2	116.8	142.3	84.7	-	100.0			
T	69.5	81.9	82.9	117.9	155.9	83.7	-	100.0			
M	-	-	94.6#	96.5	105.4	-	-	100.0			
F	-	-	-	-	-	-	-	100.0			
T	-	-	92.1#	96.6	105.9	-	-	100.0			
M	79.6#	88.9#	95.6	99.7	125.7	-	-	100.0			
F	81.5#	87.7	89.8	102.2	125.5#	-	-	100.0			
T	73.0	84.2	94.5	99.8	125.5	-	-	100.0			
M	71.5#	82.0	93.5	109.3	129.5	-	-	100.0			
F	73.6	83.7	94.8	101.3	124.7	-	-	100.0			
T	76.6	95.5	105.1	116.9#	126.7	-	-	100.0			
M	79.9	99.3	96.8	108.1	125.8#	-	-	100.0			
F	78.0	97.6	102.1	109.6	118.2	-	-	100.0			
T	81.7	99.9	106.3	125.3	144.6	-	-	100.0			
M	85.2	93.9	102.1	127.6	149.7	-	-	100.0			
F	83.7	97.6	103.8	125.6	147.3	-	-	100.0			
T	84.8	103.7	113.1	124.1	155.4	-	-	100.0			
M	88.4	102.0	104.0	118.2	-	-	-	100.0			
F	82.0	101.7	109.0	121.2	166.8	-	-	100.0			
T	71.0	77.9	89.0	131.5	166.6	-	-	100.0			
M	64.5	87.0	101.9	127.0	165.1	-	-	100.0			
F	62.0	81.0	100.1	131.0	171.2	87.7#	-	100.0			
T	92.9	99.2	86.2	100.6	102.5	82.9	-	100.0			
M	92.8	98.7	96.2	104.8#	102.1	-	-	100.0			
F	91.0	92.1	84.4	96.0	109.4	83.2	-	100.0			
T	79.0#	86.3	84.7	102.2	105.9	81.5	-	100.0			
M	90.4	91.4	84.5	97.0	108.4	82.3	-	100.0			
F	89.0	93.2	82.8	103.0	112.9	88.9	-	100.0			
T	87.1	92.8	80.3	98.9	109.8	81.0	-	100.0			
M	90.2	94.2	82.5	101.4	109.5	83.7	-	100.0			
F	91.7	96.0	99.4	106.9	112.0	-	-	100.0			
T	90.2	94.9	96.3	104.4	111.9	83.4#	-	100.0			
M	91.5	96.3	98.0	104.7	110.6	92.8#	-	100.0			
F	91.3	98.4	104.6	114.6	123.8	94.7	-	100.0			
T	91.9	96.3	103.6	116.3	126.4	92.4	-	100.0			
M	91.7	97.4	103.8	115.4	125.2	92.8	-	100.0			
F	92.8	104.4	115.1	132.0	175.9#	90.6	-	100.0			
T	95.1	105.5	109.2	117.2	132.6	93.2	-	100.0			
M	94.0	105.1	112.1	122.9	157.0	92.0	-	100.0			
F	67.1	78.1	91.9	118.1	159.8	87.7	-	100.0			
T	74.4	87.4	97.7	117.5	141.1	85.1	-	100.0			
M	69.2	81.8	93.8	119.2	154.5	84.0	-	100.0			
F	-	-	-	-	-	-	-	100.0			
T	-	-	-	-	-	-	-	100.0			

INDEX OF MEAN GROSS  
MONTHLY PAY (CORRECTED)  
OF FULL-TIME FEMALE EMPLOYEES  
ACCORDING TO ACTIVITY,  
QUALIFICATION AND LENGTH OF SERVICE  
(PAY OF FULL-TIME MALE EES.=100)

INDICE DE LA REMUNERATION  
MENSUELLE BRUTE CORRIGEE  
MOYENNE DES SALAIRES FEMININS  
A TEMPS PLEIN SELON L'ACTIVITE,  
LA QUALIFICATION ET L'ANCIENNETE  
(REM. DES SAL. MASC. A TEMPS PLEIN = 100)

ANCIENNETE DANS L'ENTREPRISE (ANNEES REVOLUES)						106. ENS.	SEXE	QUALIFICATION	NACE	ACTIVITE
< 2	2 4	5 9	10 19	>= 20	(*)					
-	-	-	-	-	-	100.00	M	1		INST. DE CREDIT
-	100.00	100.0	-	100.0	-	100.00	F	2		DONT PERSONNEL ASS. FORCT.
-	100.00	100.00	100.00	100.0	-	100.0	M	3		
-	100.00	100.00	100.00	100.0	-	100.0	F	4		
92.0	71.7	84.8	83.5	87.6	-	86.7	M	5		
84.9	88.1	100.2	103.2	-	-	100.0	M	6		
100.0	100.0	-	-	-	-	100.0	F	7		
90.5	100.4	-	-	-	-	90.7	M	1		INST. DE CREDIT
82.0	70.0	84.3	62.9	58.1	-	67.3	F	2		DONT PERSONNEL BEN. CONV. COLLECT.
100.0	100.0	100.0	100.0	100.0	100.0	100.0	M	3		
100.0	100.0	100.0	100.0	100.0	100.0	100.0	F	4		
82.10	83.7	89.8	92.6	84.6	97.7	88.0	M	5		
100.0	100.0	100.0	100.0	100.0	100.0	100.0	M	6		
89.0	90.8	87.7	88.0	89.7	86.0	91.4	F	1		INST. DE CREDIT
100.0	100.0	100.0	100.0	100.0	100.0	100.0	M	2		DONT PERSONNEL BEN. CONV. COLLECT.
93.0	94.0	93.8	93.9	97.1	71.9	96.3	F	3		
100.0	100.0	100.0	100.0	100.0	100.0	100.0	M	4		
98.7	96.1	97.3	88.1	89.2	97.3	97.8	F	5		
100.0	100.0	100.0	100.0	100.0	100.0	100.0	M	6		
98.6	88.1	94.0	92.8	87.0	100.2	97.6	F	1		INST. DE CREDIT
100.0	100.0	100.0	100.0	100.0	100.00	100.0	M	2		DONT PERSONNEL AUTRES STATUTS
88.1	81.1	77.4	72.5	64.0	68.2	72.3	F	3		
-	-	100.00	100.0	100.0	-	100.0	M	4		
100.00	100.00	100.0	100.0	100.0	-	100.0	F	5		
-	76.50	79.6	86.9	84.60	-	84.8	M	6		
100.0	100.0	100.0	100.0	100.0	-	100.0	M	1		INST. DE CREDIT
88.00	87.5	93.0	83.2	86.4	-	89.7	F	2		DONT PERSONNEL AUTRES STATUTS
100.0	100.0	100.0	100.00	100.0	-	100.0	M	3		
92.5	92.2	81.7	82.8	97.80	-	88.7	F	4		
100.0	100.0	100.0	100.0	100.0	-	100.0	M	5		
95.2	95.0	88.1	92.9	94.5	-	91.3	F	6		
100.0	100.0	100.0	100.0	100.0	-	100.0	M	1		INST. DE CREDIT
88.2	79.6	74.4	77.0	-	-	80.9	F	2		DONT PERSONNEL AUTRES STATUTS
100.0	100.0	100.0	100.0	100.0	-	100.0	M	3		
79.6	77.7	71.7	67.2	68.9	-	69.6	F	4		
100.0	100.0	100.0	100.0	100.0	100.0	100.0	M	5	812/813	INSTITUTIONS DE CREDIT
-	-	-	76.90	73.7	-	73.9	F	6		
100.0	100.0	100.0	100.0	100.0	100.0	100.0	M	1		INST. DE CREDIT
78.50	82.4	88.3	83.7	65.2	98.4	88.0	F	2		DONT PERSONNEL AUTRES STATUTS
100.0	100.0	100.0	100.0	100.0	100.0	100.0	M	3		
88.4	98.0	87.9	86.6	88.0	82.4	90.4	F	4		
100.0	100.0	100.0	100.0	100.0	-	100.0	M	5		
92.0	83.3	91.4	92.2	94.3	78.90	94.4	F	6		
100.0	100.0	100.0	100.0	100.0	100.0	100.0	M	1		INST. DE CREDIT
97.7	94.0	88.1	88.5	89.1	94.7	97.0	F	2		DONT PERSONNEL AUTRES STATUTS
100.0	100.0	100.0	100.0	100.00	100.0	100.0	M	3		
97.2	98.0	90.1	84.3	71.6	97.6	94.9	F	4		
100.0	100.0	100.0	100.0	100.0	100.0	100.0	M	5		
79.7	88.5	78.4	71.5	63.4	68.7	71.8	F	6		

TAB.D11

GROSS MONTHLY PAY (CORRECTED)  
OF FULL-TIME EMPLOYEES:  
MEAN(M) AND COEFFICIENT OF  
VARIATION(CV) ACCORDING TO  
ACTIVITY, SEX, QUALIFICATION  
AND SYSTEM OF PAYMENT

ACTIVITY	MACE	QUALIFICATION	SEX	SYSTEM OF PAYMENT					
				PAID ON COMM.	REM. A LA COM.	NOT PAID ON COMM.	NON REM A LA COM.	(*)	TOT. ENS.
				CREDIT INSTS. WITH STAFF OF CIV. SERV. STATUS	1	M	-	-	-
	2	F	-	-	-	14978#	-	14978#	
		M	-	-	-	6823#	-	6823#	
	3	F	-	-	-	5870#	-	5870#	
		M	-	-	-	6709	-	6709	
	4	F	-	-	-	3892	-	3892	
		M	-	-	-	3515	-	3515	
	5	F	-	-	-	3728	-	3728	
		M	-	-	-	3068	-	3068	
	6	F	-	-	-	2661	-	2661	
		M	-	-	-	2743	-	2743	
	7	F	-	-	-	2524	-	2524	
		M	-	-	-	2307	-	2307	
	8	F	-	-	-	2393	-	2393	
		M	-	-	-	2063	-	2063	
	9	F	-	-	-	1872	-	1872	
		M	-	-	-	1935	-	1935	
	10	F	-	-	-	4163	-	4163	
		M	-	-	-	2800	-	2800	
	11	F	-	-	-	3311	-	3311	
CREDIT INSTS. WITH STAFF OF COLL. AGRT. STATUS	1	M	8388	-	-	11357	-	11313	
		F	-	-	-	8355	-	8329	
	2	M	8345	-	-	11284	-	11240	
		F	6903	-	-	6196	-	6208	
	3	M	5378#	-	-	5466	-	5466	
		F	6842	-	-	6100	-	6111	
	4	M	4669	-	-	3833	-	3853	
		F	3768	-	-	3520	-	3523	
	5	M	4453	-	-	3695	-	3708	
		F	3085	-	-	2961	-	2866	
	6	M	2756	-	-	2858	-	2857	
		F	3011	-	-	2906	-	2808	
	7	M	2589	-	-	2484	-	2487	
		F	2574	-	-	2430	-	2433	
	8	M	2582	-	-	2453	-	2456	
		F	2018	-	-	2052	-	2051	
	9	M	1888	-	-	2006	-	2001	
		F	1936	-	-	2026	-	2023	
	10	M	3770	-	-	3874	-	3872	
		F	2494	-	-	2807	-	2801	
	11	M	3260	-	-	3371	-	3368	
CREDIT INSTS. WITH STAFF OF OTHER STATUS	1	M	-	-	-	10844	-	10820	
		F	-	-	-	-	-	-	
	2	M	-	-	-	10852	-	10831	
		F	-	-	-	6785	-	6776	
	3	M	-	-	-	5749	-	5745	
		F	-	-	-	6561	-	6551	
	4	M	3635#	-	-	5125	-	5049	
		F	-	-	-	4550	-	4531	
	5	M	3553#	-	-	4918	-	4869	
		F	-	-	-	3488	-	3483	
	6	M	-	-	-	3087	-	3090	
		F	-	-	-	3302	-	3301	
	7	M	-	-	-	2960	-	2960	
		F	-	-	-	2701	-	2701	
	8	M	-	-	-	2806	-	2806	
		F	-	-	-	2741	-	2738	
	9	M	-	-	-	2214	-	2214	
		F	-	-	-	2463	-	2462	
	10	M	3748#	-	-	4568	-	4553	
		F	-	-	-	3166	-	3168	
CREDIT INSTITUTIONS	812/813	1	3669#	-	-	3931	-	3930	
		F	8450	-	-	11331	-	11290	
	2	M	-	-	-	8365	-	8344	
		F	8408	-	-	11255	-	11214	
	3	M	6866	-	-	6261	-	6270	
		F	5378#	-	-	5520	-	5519	
	4	M	6808	-	-	6156	-	6165	
		F	4468	-	-	3961	-	3974	
	5	M	3693	-	-	3592	-	3593	
		F	4300	-	-	3800	-	3809	
	6	M	3882	-	-	3029	-	3031	
		F	2756	-	-	2862	-	2861	
	7	M	3011	-	-	2939	-	2840	
		F	2591	-	-	2535	-	2536	
	8	M	2574	-	-	2459	-	2461	
		F	2583	-	-	2491	-	2493	
	9	M	2018	-	-	2131	-	2128	
		F	1888	-	-	2025	-	2020	
	10	M	1936	-	-	2072	-	2068	
		F	3769	-	-	3952	-	3947	
	11	M	2488	-	-	2842	-	2836	
		F	3281	-	-	3426	-	3423	

REMUNERATION MENSUELLE BRUTE  
CORRIGEE DES SALAIRES A TEMPS PLEIN:  
MOYENNE(M) ET COEFFICIENT DE VARIATION  
(CV) SELON L'ACTIVITE, LE SEXE, LA  
QUALIFICATION ET LE SYSTEME DE  
REMUNERATION

CV

SYSTEME DE REMUNERATION						SEXE	QUALIFICATION	NACE	ACTIVITE
PAID OR COMM.	REM. A LA COM.	NOT PAID OR COMM.	NON REM A LA COM.	(*)	TOT. ENS.				
-		33.00		-	33.00	M	1		INST. DE CREDIT DONT PERSONNEL ASS. FONCT.
-		33.00		-	33.00	F	1		
-		47.30		-	47.30	M	2		
-		36.20		-	36.20	F	2		
-		46.3		-	46.3	M	3		
-		31.6		-	31.6	F	3		
-		23.6		-	23.6	M	4		
-		28.7		-	28.7	F	4		
-		27.4		-	27.4	M	5		
-		17.2		-	17.2	F	5		
-		21.1		-	21.1	M	6		
-		34.5		-	34.5	F	6		
-		24.5		-	24.5	M	T		
-		28.7		-	28.7	F	T		
-		16.0		-	16.0	M	1	INST. DE CREDIT DONT PERSONNEL REM. CONV. COLLECT.	
-		20.5		-	20.5	F	1		
-		19.5		-	19.5	M	2		
-		70.0		-	70.0	F	2		
-		35.4		-	35.4	M	3		
-		62.7		-	62.7	F	3		
11.7		34.7		-	34.7	M	4		
-		23.0		-	23.1	F	4		
12.2		34.8		-	34.9	M	5		
37.0		25.2		-	25.6	F	5		
31.30		19.0		-	19.9	M	6		
37.1		25.1		-	25.4	F	6		
28.6		24.5		-	24.8	M	T		
18.0		20.0		-	20.0	F	T		
28.6		23.2		-	23.5	M	1	INST. DE CREDIT DONT PERSONNEL AUTRES STATUTS	
19.9		19.0		-	19.0	F	1		
11.9		10.4		-	10.4	M	2		
19.2		19.2		-	19.2	F	2		
13.0		19.6		-	19.5	M	3		
18.4		17.0		-	17.0	F	3		
18.2		18.2		-	18.2	M	4		
17.5		21.0		-	21.8	F	4		
16.4		19.0		-	19.0	M	5		
17.2		20.4		-	20.3	F	5		
52.8		61.4		-	61.2	M	T		
32.5		32.0		-	32.8	F	T		
53.4		56.8		-	56.8	M	1	INST. DE CREDIT DONT PERSONNEL AUTRES STATUTS	
-		36.6		-	36.5	F	1		
-		36.6		-	36.7	M	2		
-		37.3		-	37.3	F	2		
-		28.6		-	28.6	M	3		
42.80		36.7		-	36.6	F	3		
-		30.0		-	31.0	M	4		
43.40		20.0		-	20.8	F	4		
-		31.0		-	31.7	M	5		
-		27.6		-	27.5	F	5		
-		25.2		-	25.2	M	6		
-		27.3		-	27.3	F	6		
-		25.0		-	25.7	M	T		
-		20.7		-	20.7	F	T		
-		27.0		-	27.0	M	1	012/013 INSTITUTIONS DE CREDIT	
-		32.7		-	32.7	F	1		
-		34.0		-	34.0	M	2		
43.40		35.1		-	35.1	F	2		
-		50.3		-	50.2	M	3		
43.80		43.0		-	43.0	F	3		
45.80		50.2		-	50.1	M	4		
11.8		35.1		-	35.1	F	4		
-		28.0		-	28.0	M	5		
12.1		35.2		-	35.3	F	5		
30.9		27.6		-	27.6	M	6		
31.30		22.3		-	22.3	F	T		
37.0		27.4		-	27.6	M	1	INSTITUTIONS DE CREDIT	
30.7		27.0		-	27.0	F	1		
20.9		22.7		-	22.6	M	2		
30.4		26.2		-	26.4	F	2		
10.5		22.3		-	22.2	M	3		
11.9		19.4		-	19.4	F	3		
19.0		21.1		-	21.0	M	4		
13.7		21.0		-	21.6	F	4		
18.4		19.5		-	19.5	M	5		
16.2		20.6		-	20.5	F	5		
17.5		26.5		-	26.4	M	6		
16.4		21.6		-	21.5	F	6		
17.2		24.2		-	24.0	M	T		
52.3		61.5		-	61.3	F	T		
32.7		34.8		-	34.7	M	T		
53.0		57.5		-	57.4	F	T		

TAB.D12

INDEX OF MEAN GROSS  
MONTHLY PAY (CORRECTED)  
OF FULL-TIME EMPLOYEES  
ACCORDING TO ACTIVITY, SEX,  
QUALIFICATION AND SYSTEM OF PAYMENT

(PAY OF ALL FULL-TIME EES.=100)

INDICE DE LA REMUNERATION  
MENSUELLE BRUTE CORRIGEE  
MOYENNE DES SALAIRES  
A TEMPS PLEIN SELON L ACTIVITE, LE SEXE,  
LA QUALIF. ET LE SYSTEME DE REMUNER.

(REM. DE L ENS. DES SAL. A TEMPS PLEIN = 100)

ACTIVITY	NACE	Q U A L I F I C A T I O N	S E X	SYSTEM OF PAYMENT				T06. ENS.
				PAID ON COMM.	REM. A LA COM.	NOT PAID ON COMM.	NON REM A LA COM.	
CREDIT INSTS. WITH STAFF OF CIV. SERV. STATUS			1 M	-	-	100.0#	-	100.0#
			1 F	-	-	100.0#	-	100.0#
			2 M	-	-	100.0#	-	100.0#
			2 F	-	-	100.0#	-	100.0#
			3 M	-	-	100.0	-	100.0
			3 F	-	-	100.0	-	100.0
			4 M	-	-	100.0	-	100.0
			4 F	-	-	100.0	-	100.0
			5 M	-	-	100.0	-	100.0
			5 F	-	-	100.0	-	100.0
			6 M	-	-	100.0	-	100.0
			6 F	-	-	100.0	-	100.0
CREDIT INSTS. WITH STAFF OF COLL.AGRT. STATUS			T M	-	-	100.0	-	100.0
			T F	-	-	100.0	-	100.0
			1 M	74.1	-	100.4	-	100.0
			1 F	-	-	100.3	-	100.0
			2 M	74.2	-	100.4	-	100.0
			2 F	111.2	-	99.8	-	100.0
			3 M	98.4#	-	100.0	-	100.0
			3 F	112.0	-	99.8	-	100.0
			4 M	121.2	-	99.5	-	100.0
			4 F	107.0	-	99.9	-	100.0
			5 M	120.1	-	99.6	-	100.0
			5 F	104.0	-	99.9	-	100.0
CREDIT INSTS. WITH STAFF OF OTHER STATUS			T M	96.5	-	100.0	-	100.0
			T F	103.5	-	99.9	-	100.0
			1 M	104.1	-	99.9	-	100.0
			1 F	105.8	-	99.9	-	100.0
			2 M	105.1	-	99.9	-	100.0
			2 F	98.4	-	100.0	-	100.0
			3 M	94.3	-	100.2	-	100.0
			3 F	95.7	-	100.2	-	100.0
			4 M	97.4	-	100.1	-	100.0
			4 F	89.0	-	100.2	-	100.0
			5 M	96.8	-	100.1	-	100.0
			5 F	-	-	100.2	-	100.0
CREDIT INSTITUTIONS	812/813		2 M	-	-	100.2	-	100.0
			2 F	-	-	100.1	-	100.0
			3 M	-	-	100.1	-	100.0
			3 F	72.0#	-	100.1	-	100.0
			4 M	73.0#	-	101.5	-	100.0
			4 F	-	-	100.4	-	100.0
			5 M	-	-	101.0	-	100.0
			5 F	-	-	100.2	-	100.0
			6 M	-	-	99.8	-	100.0
			6 F	-	-	100.0	-	100.0
			T M	82.3#	-	100.0	-	100.0
			T F	-	-	100.0	-	100.0
CREDIT INSTITUTIONS	812/813		1 M	93.4#	-	99.9	-	100.0
			1 F	74.8	-	100.0	-	100.0
			2 M	75.0	-	100.4	-	100.0
			2 F	109.5	-	100.3	-	100.0
			3 M	97.4#	-	100.4	-	100.0
			3 F	110.4	-	99.8	-	100.0
			4 M	112.4	-	100.0	-	100.0
			4 F	102.8	-	99.7	-	100.0
			5 M	112.0	-	100.0	-	100.0
			5 F	101.7	-	99.7	-	100.0
			6 M	96.3	-	99.8	-	100.0
			6 F	102.4	-	100.0	-	100.0
T M	102.1	-	99.9	-	100.0			
T F	104.6	-	99.9	-	100.0			
T M	103.6	-	99.9	-	100.0			
T F	94.8	-	100.1	-	100.0			
T M	93.4	-	100.2	-	100.0			
T F	93.6	-	100.2	-	100.0			
T M	95.5	-	100.1	-	100.0			
T F	88.1	-	100.2	-	100.0			
T M	95.9	-	100.1	-	100.0			

INDEX OF MEAN GROSS  
MONTHLY PAY (CORRECTED)  
OF FULL-TIME FEMALE EMPLOYEES  
ACCORDING TO ACTIVITY,  
QUALIFICATION AND SYSTEM OF PAYMENT  
(PAY OF FULL-TIME MALE EES. = 100)

INDICE DE LA REMUNERATION  
MENSUELLE BRUTE CORRIGEE  
MOYENNE DES SALARIES FEMININS  
A TEMPS PLEIN SELON L'ACTIVITE,  
LA QUALIF. ET LE SYSTEME DE REMUNER.  
(REM. DES SAL. MASC. A TEMPS PLEIN = 100)

SYSTEME DE REMUNERATION						SEX	QUALIFICATION	NACE	ACTIVITE
PAID ON COMM.	REM. A LA COM.	NOT PAID ON COMM.	NON REM A LA COM.	(*)	100. ENS.				
-		100.00		-	100.00	M	1		INST. DE CREDIT
-		-		-	-	F	1		DONT PERSONNEL ASS. FONCT.
-		100.00		-	100.00	M	2		
-		84.00		-	84.00	F	2		
-		100.0		-	100.0	M	3		
-		88.0		-	88.0	F	3		
-		100.0		-	100.0	M	4		
-		86.7		-	86.7	F	4		
-		100.0		-	100.0	M	5		
-		91.4		-	91.4	F	5		
-		100.0		-	100.0	M	6		
-		90.7		-	90.7	F	6		
-		100.0		-	100.0	M	7		
-		87.3		-	87.3	F	7		
100.0		100.0		-	100.0	M	1		INST. DE CREDIT
-		73.6		-	73.6	F	1		DONT PERSONNEL BEN. CONV. COLLECT.
100.0		100.0		-	100.0	M	2		
77.90		88.2		-	88.0	F	2		
100.0		100.0		-	100.0	M	3		
80.7		91.8		-	91.4	F	3		
100.0		100.0		-	100.0	M	4		
89.3		96.5		-	96.3	F	4		
100.0		100.0		-	100.0	M	5		
89.4		97.8		-	97.8	F	5		
100.0		100.0		-	100.0	M	6		
83.6		97.8		-	97.6	F	6		
100.0		100.0		-	100.0	M	7		
88.2		72.5		-	72.3	F	7		
-		100.0		-	100.0	M	1		INST. DE CREDIT
-		-		-	-	F	1		DONT PERSONNEL AUTRES STATUTS
-		100.0		-	100.0	M	2		
-		84.7		-	84.8	F	2		
100.00		100.0		-	100.0	M	3		
-		88.8		-	89.7	F	3		
-		100.0		-	100.0	M	4		
-		88.5		-	88.7	F	4		
-		100.0		-	100.0	M	5		
-		91.3		-	91.3	F	5		
-		100.0		-	100.0	M	6		
-		88.8		-	88.8	F	6		
100.00		100.0		-	100.0	M	7		
-		88.3		-	89.6	F	7		
100.0		100.0		-	100.0	M	1	812/013	INSTITUTIONS DE CREDIT
-		73.8		-	73.8	F	1		
100.0		100.0		-	100.0	M	2		
78.30		88.2		-	88.0	F	2		
100.0		100.0		-	100.0	M	3		
82.7		88.7		-	88.4	F	3		
100.0		100.0		-	100.0	M	4		
88.4		84.5		-	84.4	F	4		
100.0		100.0		-	100.0	M	5		
88.4		87.0		-	87.0	F	5		
100.0		100.0		-	100.0	M	6		
83.6		85.8		-	84.8	F	6		
100.0		100.0		-	100.0	M	7		
86.3		71.8		-	71.8	F	7		





**Series**  
**Série E**

TAB.E1

EMPLOYEES ACCORDING TO ACTIVITY, SEX, QUALIFICATION, REGION AND TYPE OF EMPLOYEMENT

(THOUSANDS)

TYPE OF EMPLOYEMENT: FULL-TIME

(MILLIERS)

ACTIVITY	NACE	QUALIFICATION	SEX	REGION											
				REGION PARI-SIENNE	BASSIN PARISIEN	NORD	EST	QUEST	SUD OUEST	CENTRE EST	MEDI-TERRANEE	(*)	TOTAL		
CREDIT INSTS. WITH STAFF OF CIV. SERV. STATUS			M	0.1	-	-	-	-	-	-	-	-	-	-	0.1
			F	0.1	-	-	-	-	-	-	-	-	-	-	0.1
			T	0.5	-	-	-	-	-	-	-	-	-	-	0.5
			M	0.1	-	-	-	-	-	-	-	-	-	-	0.1
			F	0.7	-	-	-	-	-	-	-	-	-	-	0.7
			T	0.8	-	-	-	-	-	-	-	-	-	-	0.8
			M	1.0	-	-	-	-	-	-	-	-	-	-	1.0
			F	1.7	-	-	-	-	-	-	-	-	-	-	1.7
			T	0.5	-	-	-	-	-	-	-	-	-	-	0.5
			M	2.1	-	-	-	-	-	-	-	-	-	-	2.1
			F	2.6	-	-	-	-	-	-	-	-	-	-	2.6
			T	0.7	-	-	-	-	-	-	-	-	-	-	0.7
CREDIT INSTS. WITH STAFF OF COLL. AGRT. STATUS			M	1.0	-	-	-	-	-	-	-	-	-	1.0	
			F	1.7	-	-	-	-	-	-	-	-	-	1.7	
			T	0.2	-	-	-	-	-	-	-	-	-	0.2	
			M	0.4	-	-	-	-	-	-	-	-	-	-	0.4
			F	0.6	-	-	-	-	-	-	-	-	-	-	0.6
			T	2.7	-	-	-	-	-	-	-	-	-	-	2.7
			M	4.6	-	-	-	-	-	-	-	-	-	-	4.6
			F	7.3	-	-	-	0.0	-	-	-	-	-	-	7.3
			T	5.0	0.2	0.3	0.2	0.2	0.1	0.2	0.2	0.2	-	-	6.4
			M	0.1	-	-	-	-	-	-	-	-	-	-	0.1
			F	5.1	0.2	0.3	0.2	0.2	0.1	0.2	0.2	0.2	-	-	6.5
			T	15.5	1.4	1.3	1.3	1.0	0.7	1.0	0.7	0.7	-	-	22.9
CREDIT INSTS. WITH STAFF OF OTHER STATUS			M	2.9	0.1	0.1	0.1	-	-	-	0.1	-	-	3.4	
			F	18.5	1.5	1.4	1.4	1.0	0.8	1.1	0.7	-	-	26.3	
			T	32.3	2.0	2.2	2.1	1.9	1.4	2.3	1.6	-	-	45.9	
			M	30.7	0.8	1.6	1.0	0.6	0.3	0.9	0.5	-	-	36.3	
			F	63.0	2.8	3.8	3.1	2.5	1.8	3.1	2.1	-	-	82.2	
			T	8.2	2.1	0.8	0.9	1.8	1.4	1.5	1.4	-	-	18.1	
			M	13.6	1.6	0.7	0.6	0.9	0.8	1.3	0.8	-	-	20.4	
			F	21.8	3.8	1.6	1.5	2.6	2.2	2.8	2.2	-	-	38.6	
			T	17.1	2.7	2.4	1.9	3.1	2.1	2.1	1.6	-	-	33.1	
			M	29.0	3.8	2.3	2.1	2.4	1.3	2.6	1.4	-	-	45.0	
			F	46.1	6.5	4.7	4.1	5.5	3.5	4.7	3.0	-	-	78.1	
			T	11.7	1.5	1.1	1.3	1.5	1.1	1.6	1.1	-	-	21.0	
CREDIT INSTITUTIONS	812/813		M	18.4	1.9	1.0	1.9	1.5	1.4	1.6	0.7	-	-	28.3	
			F	30.1	3.3	2.1	3.3	2.9	2.5	3.2	1.9	-	-	49.3	
			T	89.9	10.0	8.1	7.8	9.4	7.0	8.7	6.5	-	-	147.3	
			M	94.7	8.2	5.7	5.7	5.3	3.9	6.5	3.6	-	-	133.6	
			F	184.6	18.1	13.8	13.5	14.8	10.8	15.2	10.0	-	-	280.9	
			T	0.5	0.1	-	0.1	0.1	-	0.1	0.1	-	-	1.0	
			M	0.5	0.1	-	0.1	0.1	-	0.1	0.1	-	-	1.0	
			F	1.3	0.2	0.2	0.1	0.2	-	-	0.2	-	-	2.2	
			T	0.4	-	-	-	-	-	-	-	-	-	0.6	
			M	1.7	0.2	0.2	0.2	0.2	-	0.1	0.2	-	-	2.8	
			F	3.2	0.4	0.2	0.3	0.4	0.2	0.3	0.2	-	-	5.2	
			T	2.3	0.1	-	0.1	0.1	-	0.1	0.1	-	-	2.8	
CREDIT INSTITUTIONS	812/813		M	5.6	0.6	0.2	0.3	0.5	0.2	0.4	0.3	-	-	8.1	
			F	0.6	0.3	0.2	0.4	0.4	0.1	0.2	0.5	-	-	2.6	
			T	1.4	0.2	0.2	0.1	0.2	0.1	0.1	0.1	-	-	2.3	
			M	2.0	0.5	0.3	0.5	0.6	0.2	0.4	0.5	-	-	5.0	
			F	1.4	0.4	0.3	0.2	0.4	0.2	0.2	0.9	-	-	3.9	
			T	4.1	0.4	0.2	0.3	0.3	0.1	0.2	0.2	-	-	5.8	
			M	5.5	0.8	0.5	0.5	0.7	0.3	0.4	1.1	-	-	9.8	
			F	1.3	0.3	0.1	0.2	0.2	0.1	0.2	0.5	-	-	2.9	
			T	1.9	0.4	0.1	0.3	0.2	-	0.2	0.2	-	-	3.2	
			M	3.3	0.7	0.2	0.5	0.3	0.1	0.2	0.7	-	-	6.0	
			F	8.4	1.8	0.9	1.3	1.5	0.7	1.0	2.3	-	-	17.8	
			T	10.2	1.1	0.6	0.8	0.8	0.3	0.5	0.6	-	-	14.8	
CREDIT INSTITUTIONS	812/813		M	18.6	2.9	1.4	2.0	2.3	1.0	1.5	2.9	-	-	32.6	
			F	5.6	0.3	0.3	0.3	0.2	0.2	0.3	0.3	-	-	7.4	
			T	0.2	-	-	-	-	-	-	-	-	-	0.2	
			M	5.7	0.3	0.3	0.3	0.2	0.2	0.3	0.3	-	-	7.6	
			F	17.3	1.6	1.4	1.4	1.1	0.8	1.1	0.8	-	-	25.6	
			T	3.5	0.1	0.2	0.1	0.1	-	0.1	-	-	-	4.2	
			M	20.8	1.7	1.6	1.5	1.2	0.8	1.2	0.9	-	-	29.7	
			F	36.3	2.5	2.4	2.4	2.3	1.6	2.6	1.8	-	-	51.9	
			T	34.0	0.9	1.6	1.0	0.6	0.4	1.0	0.6	-	-	40.1	
			M	70.3	3.4	4.0	3.4	2.9	2.0	3.6	2.4	-	-	92.0	
			F	9.3	2.5	1.0	1.3	2.1	1.5	1.7	1.9	-	-	21.3	
			T	17.0	1.8	0.9	0.7	1.1	0.9	1.5	0.9	-	-	24.8	
M	26.4	4.3	1.9	1.9	3.2	2.4	3.2	2.8	-	-	46.1				
F	19.1	3.1	2.6	2.2	3.5	2.3	2.3	2.5	-	-	37.7				
T	34.1	4.2	2.5	2.4	2.7	1.5	2.8	1.6	-	-	51.8				
CREDIT INSTITUTIONS	812/813		M	53.2	7.4	5.1	4.6	6.2	3.8	5.1	4.1	-	-	89.5	
			F	13.2	1.8	1.2	1.5	1.6	1.2	1.8	1.6	-	-	24.0	
			T	20.8	2.2	1.0	2.2	1.6	1.4	1.6	1.0	-	-	31.9	
			M	34.0	4.0	2.3	3.8	3.3	2.7	3.4	2.6	-	-	56.0	
			F	101.0	11.7	9.0	9.1	11.0	7.7	9.7	8.8	-	-	167.9	
			T	109.5	9.3	6.2	6.5	6.1	4.2	7.0	4.1	-	-	153.0	
			M	210.4	21.1	15.2	15.6	17.1	11.9	16.7	12.9	-	-	320.9	

TAB.E1

SALARIES SELON L ACTIVITE, LE SEXE,  
LA QUALIFICATION, LA REGION ET LE  
REGIME DE TRAVAIL

REGIME DE TRAVAIL : TEMPS PLEIN

(%) (S)

REGION										SEXE	QUALIFICATION	NACE	ACTIVITE
REGION PARI- SIENNE	BASSIN PARISIEN	NORD	EST	OUEST	SUD - OUEST	CENTRE - EST	MEDI- TERRA- NEE	(*)	TOTAL				
98.3	-	-	-	-	-	-	-	-	100.0	M	1		INST. DE CREDIT
98.3	-	-	-	-	-	-	-	-	100.0	F	1		DONT PERSONNEL
99.8	-	-	-	-	-	-	-	-	100.0	M	2		ASS. FONCT.
99.3	-	-	-	-	-	-	-	-	100.0	F	2		
99.7	-	-	-	-	-	-	-	-	100.0	M	3		
99.6	-	-	-	-	-	-	-	-	100.0	F	3		
100.0	-	-	-	-	-	-	-	-	100.0	M	4		
99.8	-	-	-	-	-	-	-	-	100.0	F	4		
100.0	-	-	-	-	-	-	-	-	100.0	M	5		
100.0	-	-	-	-	-	-	-	-	100.0	F	5		
99.4	-	-	-	-	-	-	-	-	100.0	M	6		
99.8	-	-	-	-	-	-	-	-	100.0	F	6		
99.6	-	-	-	-	-	-	-	-	100.0	M	T		
100.0	-	-	-	-	-	-	-	-	100.0	F	T		
99.7	-	-	-	-	-	-	-	-	100.0	M	1		INST. DE CREDIT
99.8	-	-	0.2	-	-	-	-	-	100.0	F	1		DONT PERSONNEL
78.4	3.2	4.3	2.7	2.4	2.3	3.6	3.0	-	100.0	M	2		BEN. CONV. COLLECT.
98.8	-	-	-	-	-	-	-	-	100.0	F	2		
78.7	3.2	4.2	2.7	2.4	2.3	3.5	3.0	-	100.0	M	3		
88.0	6.1	5.6	5.6	4.2	3.1	4.5	2.9	-	100.0	F	3		
85.6	2.4	3.5	3.1	-	-	2.0	-	-	100.0	M	4		
70.3	5.8	5.3	5.3	3.8	2.9	4.2	2.7	-	100.0	F	4		
70.4	4.5	4.8	4.7	4.2	3.1	5.0	3.4	-	100.0	M	5		
84.6	2.1	4.3	2.7	1.6	0.9	2.4	1.4	-	100.0	F	5		
76.7	3.4	4.6	3.8	3.0	2.1	3.8	2.5	-	100.0	M	6		
45.3	11.8	4.7	5.0	9.7	7.6	8.3	7.7	-	100.0	F	6		
66.5	0.0	3.7	2.8	4.3	4.1	6.5	4.1	-	100.0	M	T		
56.5	9.8	4.1	3.9	6.9	5.7	7.3	5.8	-	100.0	F	T		
51.7	0.2	7.2	5.8	9.5	6.5	6.3	4.7	-	100.0	M	1		INST. DE CREDIT
84.4	8.5	5.1	4.8	5.3	3.0	5.9	3.2	-	100.0	F	1		DONT PERSONNEL
59.0	8.4	6.0	5.2	7.1	4.5	6.1	3.8	-	100.0	M	2		AUTRES STATUTS
55.7	7.8	5.4	6.4	7.1	5.5	7.7	5.3	-	100.0	F	2		
64.9	0.6	3.4	6.8	5.1	4.9	5.6	2.6	-	100.0	M	3		
61.0	0.7	4.2	6.7	6.0	5.2	6.5	3.8	-	100.0	F	3		
61.0	0.8	5.5	5.3	6.4	4.7	5.9	4.4	-	100.0	M	4		
70.8	0.1	4.3	4.3	4.0	2.9	4.8	2.7	-	100.0	F	4		
65.7	0.5	4.8	4.8	5.3	3.9	5.4	3.6	-	100.0	M	5		
58.4	11.0	-	8.0	8.7	-	5.6	7.9	-	100.0	F	5		
58.4	11.2	-	7.7	8.4	-	5.9	7.7	-	100.0	M	6		
58.7	8.6	6.9	5.9	8.3	-	-	7.4	-	100.0	F	6		
71.3	-	-	-	-	-	-	-	-	100.0	M	T		
61.4	0.1	7.1	5.7	7.4	-	2.8	6.1	-	100.0	F	T		
61.9	7.8	3.8	5.3	7.5	3.6	6.0	4.2	-	100.0	M	1		
81.5	5.3	-	1.8	2.4	-	3.3	2.5	-	100.0	F	1		
88.8	6.9	2.8	4.1	5.7	3.0	5.1	3.6	-	100.0	M	2		
23.4	12.8	5.8	13.4	14.1	5.0	8.5	17.8	-	100.0	F	2		
59.3	6.9	7.4	4.3	9.1	4.4	6.2	-	-	100.0	M	3		
48.3	8.6	6.6	8.1	11.7	4.7	7.4	18.6	-	100.0	F	3		
34.8	18.8	6.6	5.7	8.2	5.0	5.0	22.8	-	100.0	M	4		
70.7	6.8	3.7	5.3	5.1	1.9	2.8	3.7	-	100.0	F	4		
56.3	8.4	4.9	5.4	6.7	3.2	3.7	11.4	-	100.0	M	5		
47.2	12.1	3.3	7.1	5.4	3.1	5.5	16.3	-	100.0	F	5		
61.5	11.9	2.6	9.1	4.8	-	-	7.5	-	100.0	M	6		
54.7	12.0	3.8	8.1	5.1	2.0	3.5	11.7	-	100.0	F	6		
46.8	18.8	5.8	7.1	8.7	3.9	5.8	12.9	-	100.0	M	T		
88.8	7.6	3.8	5.2	5.1	2.0	3.3	4.0	-	100.0	F	T		
58.8	8.9	4.4	6.3	7.1	3.8	4.5	8.8	-	100.0	M	1		012/013 INSTITUTIONS
74.8	4.3	4.2	3.4	3.3	2.5	3.8	3.6	-	100.0	F	1		DE CREDIT
83.2	-	-	-	-	-	-	-	-	100.0	M	2		
75.0	4.2	4.1	3.4	3.2	2.5	3.8	3.6	-	100.0	F	2		
67.8	6.1	5.6	5.5	4.5	2.9	4.2	3.3	-	100.0	M	3		
83.9	2.8	4.8	3.3	1.8	-	2.3	-	-	100.0	F	3		
78.1	5.7	5.4	5.2	4.1	2.7	4.0	2.8	-	100.0	M	4		
78.8	4.7	4.6	4.7	4.4	3.1	5.0	3.4	-	100.0	F	4		
84.8	2.3	4.8	2.5	1.6	0.9	2.4	1.5	-	100.0	M	5		
76.4	3.7	4.3	3.7	3.2	2.2	3.9	2.6	-	100.0	F	5		
43.9	11.6	4.7	5.9	18.0	7.1	8.1	8.7	-	100.0	M	6		
66.6	9.3	3.7	2.7	4.4	3.8	5.9	3.6	-	100.0	F	6		
57.2	9.3	4.2	4.2	7.8	5.3	6.9	6.8	-	100.0	M	T		
58.8	8.3	7.8	5.7	8.3	6.2	8.1	6.8	-	100.0	F	T		
65.8	8.1	4.9	4.7	5.2	2.8	5.4	3.2	-	100.0	M	1		
59.5	8.2	5.8	5.1	6.8	4.2	5.7	4.6	-	100.0	F	1		
53.8	7.5	5.1	8.4	8.8	5.1	7.3	6.6	-	100.0	M	2		
83.1	7.8	3.2	7.8	5.8	4.5	5.1	3.1	-	100.0	F	2		
88.7	7.2	4.8	7.8	5.8	4.8	6.1	4.8	-	100.0	M	3		
88.1	7.8	5.4	5.4	8.5	4.6	5.8	5.2	-	100.0	F	3		
71.6	6.1	4.1	4.3	4.8	2.8	4.5	2.7	-	100.0	M	4		
83.8	6.6	4.7	4.8	5.3	3.7	5.2	4.8	-	100.0	F	4		

TAB.E1

EMPLOYEES ACCORDING TO ACTIVITY, SEX, QUALIFICATION, REGION AND TYPE OF EMPLOYEMENT

(THOUSANDS)

TYPE OF EMPLOYEMENT: PART-TIME

(MILLIERS)

ACTIVITY	NACE	QUALIFICATION	SEX	REGION														
				REGION PARI-SIENNE	BASSIN PARISIEN	NORD	EST	QUEST	SUD-QUEST	CENTRE-EST	MEDI-TERRANEE	(*)	TOTAL					
CREDIT INSTS. WITH STAFF OF CIV. SERV. STATUS			1	M	-	-	-	-	-	-	-	-	-	-	-	-		
			2	F	-	-	-	-	-	-	-	-	-	-	-	-		
			3	M	-	-	-	-	-	-	-	-	-	-	-	-	-	
			4	F	-	-	-	-	-	-	-	-	-	-	-	-	-	
			5	M	-	-	-	-	-	-	-	-	-	-	-	-	-	
			6	F	-	-	-	-	-	-	-	-	-	-	-	-	-	
			T	M	0.2	-	-	-	-	-	-	-	-	-	-	-	-	0.2
CREDIT INSTS. WITH STAFF OF COLL. AGRT. STATUS			1	M	0.2	-	-	-	-	-	-	-	-	-	-	-	0.2	
			2	F	-	-	-	-	-	-	-	-	-	-	-	-	-	
			3	M	-	-	-	-	-	-	-	-	-	-	-	-	-	-
			4	F	0.0	-	-	-	-	-	-	-	-	-	-	-	-	0.1
			5	M	0.1	-	-	-	-	-	-	-	-	-	-	-	-	0.1
			6	F	0.1	-	-	-	-	-	-	-	-	-	-	-	-	0.2
			T	M	0.5	0.4	0.1	0.2	0.3	0.3	0.3	0.3	0.2	-	-	-	-	2.4
CREDIT INSTS. WITH STAFF OF OTHER STATUS			1	M	0.7	0.4	0.1	0.2	0.3	0.3	0.3	0.3	0.3	0.3	0.2	-	2.7	
			2	F	0.3	-	-	-	-	-	-	-	-	-	-	-	-	0.5
			3	M	0.8	0.5	0.1	0.2	0.3	0.3	0.3	0.3	0.4	0.2	-	-	-	2.7
			4	F	1.0	-	-	0.3	0.4	0.3	0.3	0.4	0.3	-	-	-	-	3.2
			5	M	-	-	-	-	-	-	-	-	-	-	-	-	-	-
			6	F	-	-	-	-	-	-	-	-	-	-	-	-	-	-
			T	M	0.1	0.1	-	-	-	-	-	-	-	-	-	-	-	0.2
CREDIT INSTITUTIONS	812/813		1	M	0.0	0.1	-	-	-	-	-	-	-	-	-	-	0.1	
			2	F	0.1	-	-	-	-	-	-	-	-	-	-	-	-	0.1
			3	M	-	-	-	-	-	-	-	-	-	-	-	-	-	-
			4	F	0.0	0.1	-	-	-	-	-	-	-	-	-	-	-	0.1
			5	M	0.1	0.1	-	-	-	-	-	-	-	-	-	-	-	0.1
			6	F	0.1	0.1	-	-	-	-	-	-	-	-	-	-	-	0.2
			T	M	0.2	0.2	-	0.1	0.1	-	-	0.1	-	-	-	-	-	0.5
CREDIT INSTITUTIONS	812/813		1	M	0.2	0.2	-	-	-	-	-	-	-	-	-	-	0.8	
			2	F	0.1	0.1	-	-	-	-	-	0.1	-	-	-	-	-	0.5
			3	M	0.4	0.2	0.1	0.2	0.2	0.1	0.2	0.2	0.4	-	-	-	-	1.9
			4	F	0.5	0.3	0.1	0.3	0.2	0.2	0.3	0.3	0.5	-	-	-	-	2.3
			5	M	0.2	0.3	-	0.1	0.1	0.1	0.1	0.1	-	-	-	-	-	1.0
			6	F	0.6	0.4	0.2	0.3	0.2	0.1	0.3	0.3	0.4	-	-	-	-	2.6
			T	M	0.8	0.7	0.2	0.4	0.4	0.2	0.4	0.5	0.5	-	-	-	-	3.6
CREDIT INSTITUTIONS	812/813		1	M	0.1	-	-	-	-	-	-	-	-	-	-	-	0.1	
			2	F	0.1	-	-	-	-	-	-	-	-	-	-	-	-	0.1
			3	M	-	-	-	-	-	-	-	-	-	-	-	-	-	-
			4	F	0.0	0.1	-	-	-	-	-	-	-	-	-	-	-	0.1
			5	M	0.1	0.1	-	-	-	-	-	-	-	-	-	-	-	0.1
			6	F	0.1	0.1	-	-	-	-	-	-	-	-	-	-	-	0.2
			T	M	0.1	0.1	-	-	-	-	-	-	-	-	-	-	-	0.2
CREDIT INSTITUTIONS	812/813		1	M	0.2	0.1	-	-	-	-	-	-	-	-	-	-	0.4	
			2	F	0.4	0.1	-	0.1	-	-	-	0.1	-	-	-	-	-	0.8
			3	M	0.4	0.3	-	0.1	0.1	-	-	0.1	-	-	-	-	-	1.1
			4	F	0.3	0.1	-	0.1	0.1	-	-	0.1	-	-	-	-	-	0.8
			5	M	0.9	0.6	0.2	0.4	0.5	0.4	0.5	0.5	0.7	-	-	-	-	4.3
			6	F	1.2	0.7	0.2	0.5	0.6	0.5	0.6	0.6	0.7	-	-	-	-	5.1
			T	M	0.5	0.3	-	0.2	0.2	0.1	0.2	0.1	0.2	-	-	-	-	1.6
CREDIT INSTITUTIONS	812/813		1	M	1.5	0.9	0.3	0.5	0.6	0.4	0.6	0.7	-	-	-	5.4		
			2	F	2.0	1.2	0.3	0.7	0.7	0.5	0.8	0.8	-	-	-	-	7.0	

TAB.E1

SALARIES SELON L ACTIVITE, LE SEXE,  
LA QUALIFICATION, LA REGION ET LE  
REGIME DE TRAVAIL

REGIME DE TRAVAIL: TEMPS PARTIEL

(%)

(%)

REGION										SEX E	QUAL I F I C A T I O N	NACE	ACTIVITE
REGION PARI-SIENNE	BASSIN PARISIEN	NORD	EST	OUEST	SUD OUEST	CENTRE EST	MEDI-TERRA-NEE	(*)	TOTAL				
-	-	-	-	-	-	-	-	-	-	M	1		INST. DE CREDIT
-	-	-	-	-	-	-	-	-	-	F	2		DONT PERSONNEL
-	-	-	-	-	-	-	-	-	-	T	3		ASS. FONCT.
-	-	-	-	-	-	-	-	-	-	M	4		
-	-	-	-	-	-	-	-	-	-	F	5		
-	-	-	-	-	-	-	-	-	-	T	6		
100.0	-	-	-	-	-	-	-	-	100.0	M	T		
100.0	-	-	-	-	-	-	-	-	100.0	F	1		INST. DE CREDIT
-	-	-	-	-	-	-	-	-	-	T	2		DONT PERSONNEL
-	-	-	-	-	-	-	-	-	-	M	3		BEN. CONV. COLLECT.
-	-	-	-	-	-	-	-	-	-	F	4		
67.2	-	-	-	-	-	-	-	-	100.0	M	5		
92.7	-	-	-	-	-	-	-	-	100.0	F	6		
60.8	-	-	-	-	-	-	-	-	100.0	T	1		
50.2	-	-	-	-	-	-	-	-	100.0	M	2		
48.0	-	-	-	-	-	-	-	-	100.0	F	3		
22.5	17.1	4.0	0.3	12.0	12.9	12.0	9.7	-	100.0	M	4		
25.5	16.0	3.7	0.0	12.0	11.3	12.0	9.5	-	100.0	F	5		
57.6	-	-	-	-	-	-	-	-	100.0	T	6		
20.0	16.4	3.5	0.1	11.5	11.4	12.6	8.6	-	100.0	M	T		
32.7	14.8	3.1	0.4	11.8	9.6	11.7	8.2	-	100.0	F	1		INST. DE CREDIT
-	-	-	-	-	-	-	-	-	-	T	2		DONT PERSONNEL
-	-	-	-	-	-	-	-	-	-	M	3		AUTRES STATUTS
-	74.1	-	-	-	-	-	-	-	100.0	F	4		
34.4	50.0	-	-	-	-	-	-	-	100.0	M	5		
-	40.5	-	-	-	-	-	-	-	100.0	F	6		
-	31.0	-	-	-	-	-	-	-	100.0	T	1		
35.7	30.7	-	-	-	-	-	-	-	100.0	M	2		
25.0	23.5	-	-	-	-	-	-	-	100.0	F	3		
20.0	20.7	-	10.2	10.0	-	11.0	-	-	100.0	T	4		
10.0	12.0	-	-	13.4	-	13.0	-	-	100.0	M	5		
21.4	12.5	0.0	10.0	0.0	0.0	11.4	22.5	-	100.0	F	6		
22.5	12.5	5.0	10.7	10.4	7.7	11.0	10.0	-	100.0	T	1		
22.0	20.0	-	10.7	11.4	7.9	11.3	-	-	100.0	M	2		
22.7	16.0	7.0	10.5	0.7	5.0	11.2	17.2	-	100.0	F	3		
27.0	20.0	5.3	10.5	10.2	0.3	11.2	13.0	-	100.0	T	4		
87.4	-	-	-	-	-	-	-	-	100.0	M	5	012/013	INSTITUTIONS
-	-	-	-	-	-	-	-	-	-	F	6		DE CREDIT
30.2	54.1	-	-	-	-	-	-	-	100.0	T	1		
81.1	-	-	-	-	-	-	-	-	100.0	M	2		
40.0	42.0	-	-	-	-	-	-	-	100.0	F	3		
53.6	33.0	-	-	-	-	-	-	-	100.0	T	4		
40.0	20.4	-	-	-	-	-	-	-	100.0	M	5		
47.0	35.0	-	7.0	-	-	11.3	-	-	100.0	F	6		
30.7	17.0	-	0.0	0.4	-	12.4	-	-	100.0	T	1		
30.7	25.2	-	0.0	13.1	-	10.3	-	-	100.0	M	2		
21.4	16.4	-	11.2	13.1	-	12.1	-	-	100.0	F	3		
24.2	15.0	5.1	0.4	11.4	10.1	11.0	15.3	-	100.0	T	4		
35.0	14.3	4.7	0.7	11.7	0.0	11.0	14.1	-	100.0	M	5		
27.5	21.0	-	10.4	11.4	3.2	9.0	5.5	-	100.0	F	6		
20.2	15.7	9.1	0.0	10.3	0.3	11.0	12.4	-	100.0	T	1		
-	17.1	4.2	0.3	10.0	7.0	11.1	10.0	-	100.0	M	2		

TAB.E1

EMPLOYEES ACCORDING TO ACTIVITY, SEX, QUALIFICATION, REGION AND TYPE OF EMPLOYMENT

(THOUSANDS)

ALL TYPES OF EMPLOYMENT

(MILLIERS)

ACTIVITY	NACE	QUALIFICATION	SEX	REGION							(*)	TOTAL					
				REGION	BASSIN	NORD	EST	OUEST	SUD	CENTRE			MEDI-				
				PARI-SIENNE	PARISIEN				OUEST	EST			TERRA-NEE				
CREDIT INSTS. WITH STAFF OF CIV. SERV. STATUS		1	M	0.1	-	-	-	-	-	-	-	-	-	0.1			
			F	0.1	-	-	-	-	-	-	-	-	-	-	0.1		
			T	0.5	-	-	-	-	-	-	-	-	-	-	0.5		
			2	M	0.1	-	-	-	-	-	-	-	-	-	-	0.1	
				F	0.7	-	-	-	-	-	-	-	-	-	-	0.7	
			3	M	0.8	-	-	-	-	-	-	-	-	-	-	0.8	
				F	1.0	-	-	-	-	-	-	-	-	-	-	1.0	
			4	M	1.7	-	-	-	-	-	-	-	-	-	-	1.7	
				F	0.5	-	-	-	-	-	-	-	-	-	-	0.5	
			5	M	2.1	-	-	-	-	-	-	-	-	-	-	2.1	
				F	2.6	-	-	-	-	-	-	-	-	-	-	2.6	
			6	M	0.7	-	-	-	-	-	-	-	-	-	-	0.7	
				F	1.1	-	-	-	-	-	-	-	-	-	-	1.1	
			T	M	1.7	-	-	-	-	-	-	-	-	-	-	1.7	
				F	0.2	-	-	-	-	-	-	-	-	-	-	0.2	
			CREDIT INSTS. WITH STAFF OF COLL. AGRT. STATUS	1	M	0.4	-	-	-	-	-	-	-	-	-	-	0.4
					F	0.6	-	-	-	-	-	-	-	-	-	-	0.6
			2	M	2.7	-	-	-	-	-	-	-	-	-	-	2.7	
				F	4.8	-	-	-	-	-	-	-	-	-	-	4.8	
			3	M	7.5	-	-	-	-	-	-	-	-	-	-	7.5	
				F	0.1	-	-	-	-	-	-	-	-	-	-	0.1	
			4	M	5.1	0.2	0.3	0.2	0.2	0.1	0.2	0.2	0.2	-	-	6.4	
				F	0.1	-	-	-	-	-	-	-	-	-	-	0.1	
			5	M	5.2	0.2	0.3	0.2	0.2	0.1	0.2	0.2	0.2	-	-	6.6	
F	15.6	1.4		1.3	1.3	1.0	0.7	1.0	0.7	0.7	-	-	22.9				
6	M	2.9	0.1	0.1	0.1	-	-	0.1	-	-	-	-	3.4				
	F	18.5	1.5	1.4	1.4	1.0	0.8	1.1	0.7	0.7	-	-	26.3				
T	M	32.4	2.1	2.2	2.1	1.9	1.4	2.3	1.6	1.6	-	-	45.9				
	F	30.7	0.8	1.6	1.0	0.6	0.3	0.9	0.5	0.5	-	-	36.3				
1	M	63.1	2.8	3.8	3.1	2.5	1.8	3.1	2.1	2.1	-	-	82.2				
	F	8.2	2.1	0.8	0.9	1.8	1.4	1.5	1.4	1.4	-	-	18.2				
2	M	13.6	1.6	0.7	0.6	0.9	0.8	1.3	0.8	0.8	-	-	20.5				
	F	21.9	3.8	1.6	1.5	2.6	2.2	2.8	2.2	2.2	-	-	38.6				
3	M	17.1	2.7	2.4	1.9	3.1	2.1	2.1	1.6	1.6	-	-	33.1				
	F	29.1	3.8	2.3	2.2	2.4	1.3	2.7	1.4	1.4	-	-	45.2				
4	M	46.2	6.6	4.7	4.1	5.5	3.5	4.8	3.0	3.0	-	-	78.3				
	F	11.9	1.5	1.1	1.4	1.5	1.1	1.6	1.1	1.1	-	-	21.3				
5	M	18.9	2.3	1.0	2.2	1.8	1.7	1.9	1.0	1.0	-	-	30.7				
	F	30.8	3.8	2.2	3.5	3.3	2.8	3.5	2.1	2.1	-	-	52.0				
6	M	90.2	10.0	8.1	7.8	9.5	7.0	8.8	6.5	6.5	-	-	147.9				
	F	95.4	8.6	5.8	6.0	5.6	4.2	6.8	3.8	3.8	-	-	136.3				
T	M	185.6	18.6	13.9	13.8	15.1	11.2	15.6	10.3	10.3	-	-	284.1				
	F	0.5	0.1	-	0.1	0.1	-	0.1	0.1	0.1	-	-	1.0				
CREDIT INSTS. WITH STAFF OF OTHER STATUS	1	M	0.6	0.1	-	0.1	0.1	-	0.1	0.1	-	-	-	1.1			
		F	1.3	0.2	0.2	0.1	0.2	-	-	0.2	-	-	-	2.2			
2	M	0.4	-	-	-	-	-	-	-	-	-	-	0.6				
	F	1.7	0.2	0.2	0.2	0.2	-	0.1	0.2	-	-	-	2.8				
3	M	3.3	0.5	0.2	0.3	0.4	0.2	0.3	0.2	0.2	-	-	5.3				
	F	2.3	0.2	-	0.1	0.1	-	0.1	0.1	-	-	-	2.9				
4	M	5.6	0.6	0.2	0.3	0.5	0.2	0.4	0.3	0.3	-	-	8.2				
	F	0.6	0.4	0.2	0.4	0.4	0.1	0.2	0.5	-	-	-	2.8				
5	M	1.4	0.2	0.2	0.1	0.2	0.1	0.2	0.1	0.1	-	-	2.5				
	F	2.0	0.6	0.3	0.5	0.6	0.3	0.4	0.5	-	-	-	5.2				
6	M	1.4	0.5	0.3	0.3	0.4	0.2	0.2	0.9	-	-	-	4.2				
	F	4.3	0.5	0.3	0.3	0.3	0.1	0.2	0.2	-	-	-	6.3				
T	M	5.7	1.1	0.5	0.6	0.7	0.3	0.5	1.1	-	-	-	10.6				
	F	1.5	0.4	0.1	0.2	0.2	0.1	0.2	0.5	-	-	-	3.3				
1	M	2.3	0.6	0.2	0.5	0.3	0.2	0.3	0.7	-	-	-	5.0				
	F	3.8	1.0	0.3	0.7	0.5	0.3	0.5	1.2	-	-	-	8.4				
2	M	8.6	2.1	0.9	1.4	1.7	0.8	1.1	2.3	-	-	-	18.9				
	F	10.8	1.5	0.7	1.0	1.0	0.4	0.8	1.0	-	-	-	17.4				
3	M	19.4	3.6	1.6	2.4	2.7	1.2	1.9	3.4	-	-	-	36.3				
	F	5.6	0.3	0.3	0.3	0.2	0.2	0.3	0.3	-	-	-	7.5				
4	M	0.2	-	-	-	-	-	-	-	-	-	-	0.2				
	F	5.8	0.3	0.3	0.3	0.2	0.2	0.3	0.3	-	-	-	7.7				
5	M	17.4	1.6	1.4	1.4	1.1	0.8	1.1	0.8	-	-	-	25.6				
	F	3.5	0.1	0.2	0.1	0.1	-	0.1	-	-	-	-	4.2				
6	M	20.9	1.7	1.6	1.5	1.2	0.8	1.2	0.9	-	-	-	29.8				
	F	36.4	2.5	2.4	2.4	2.3	1.6	2.8	1.8	-	-	-	52.0				
1	M	34.0	1.0	1.6	1.0	0.6	0.4	1.0	0.6	-	-	-	40.2				
	F	70.4	3.5	4.0	3.4	3.0	2.0	3.8	2.4	-	-	-	82.2				
2	M	9.4	2.5	1.0	1.3	2.1	1.5	1.7	1.9	-	-	-	21.5				
	F	17.2	1.8	0.9	0.7	1.1	0.8	1.5	0.9	-	-	-	25.1				
3	M	26.5	4.3	1.9	2.0	3.3	2.5	3.2	2.8	-	-	-	46.5				
	F	19.2	3.3	2.6	2.2	3.5	2.4	2.3	2.5	-	-	-	38.0				
4	M	34.5	4.4	2.8	2.5	2.7	1.5	2.9	1.6	-	-	-	52.6				
	F	53.6	7.8	5.2	4.7	6.3	3.8	5.2	4.1	-	-	-	80.6				
5	M	13.5	1.9	1.2	1.6	1.8	1.3	1.9	1.6	-	-	-	24.8				
	F	21.7	2.9	1.3	2.6	2.1	1.9	2.2	1.6	-	-	-	36.2				
6	M	35.2	4.8	2.5	4.3	3.8	3.1	4.0	3.3	-	-	-	61.0				
	F	101.5	12.1	9.0	9.2	11.1	7.7	9.9	8.9	-	-	-	169.5				
T	M	111.0	10.2	6.5	7.0	6.6	4.7	7.6	4.8	-	-	-	158.4				
	F	212.5	22.3	15.5	16.2	17.8	12.4	17.5	13.7	-	-	-	327.9				

TAB.E1

SALARIES SELON L ACTIVITE, LE SEXE,  
LA QUALIFICATION, LA REGION ET LE  
REGIME DE TRAVAIL

ENS. DES REGIMES DE TRAVAIL

(%)

(%)

REGION										SEXE	QUALIFICATION	NACE	ACTIVITE
REGION PARI- SIENNE	BASSIN PARISIEN	NORD	EST	OUEST	SUD OUEST	CENTRE EST	MEDI- TERRA- NEE	(*)	TOTAL				
98.3	-	-	-	-	-	-	-	-	100.0	M	1		INST. DE CREDIT DONT PERSONNEL ASS. FONCT.
98.4	-	-	-	-	-	-	-	-	100.0	F	1		
98.6	-	-	-	-	-	-	-	-	100.0	M	2		
98.3	-	-	-	-	-	-	-	-	100.0	F	2		
98.7	-	-	-	-	-	-	-	-	100.0	M	3		
98.6	-	-	-	-	-	-	-	-	100.0	F	3		
100.0	-	-	-	-	-	-	-	-	100.0	M	4		
98.8	-	-	-	-	-	-	-	-	100.0	F	4		
100.0	-	-	-	-	-	-	-	-	100.0	M	5		
100.0	-	-	-	-	-	-	-	-	100.0	F	5		
98.4	-	-	-	-	-	-	-	-	100.0	M	6		
98.0	-	-	-	-	-	-	-	-	100.0	F	6		
98.7	-	-	-	-	-	-	-	-	100.0	M	7		
100.0	-	-	-	-	-	-	-	-	100.0	F	7		
98.0	-	-	0.2	-	-	-	-	-	100.0	M	1		
78.6	3.2	4.2	2.7	2.4	2.3	3.6	3.0	-	100.0	F	1		INST. DE CREDIT DONT PERSONNEL DEN.COMV.COLLECT.
98.0	-	-	-	-	-	-	-	-	100.0	M	2		
70.9	3.1	4.1	2.7	2.4	2.2	3.5	3.0	-	100.0	F	2		
60.0	6.0	5.0	5.0	4.2	3.1	4.5	2.9	-	100.0	M	3		
85.5	2.5	3.5	3.0	-	-	2.0	-	-	100.0	F	3		
70.3	5.6	5.3	5.3	3.9	2.0	4.2	2.7	-	100.0	M	4		
70.4	4.5	4.0	4.7	4.2	3.1	5.0	3.4	-	100.0	F	4		
84.6	2.1	4.3	2.7	1.6	0.9	2.4	1.4	-	100.0	M	5		
76.7	3.4	4.0	3.0	3.0	2.1	3.0	2.5	-	100.0	F	5		
45.3	11.0	4.7	5.0	0.7	7.6	0.3	7.6	-	100.0	M	6		
86.6	0.0	3.7	2.0	4.3	4.1	6.4	4.1	-	100.0	F	6		
56.6	0.0	4.1	3.0	0.9	5.7	7.3	5.0	-	100.0	M	7		
51.7	0.2	7.2	5.9	0.5	6.5	6.3	4.0	-	100.0	F	7		
64.3	0.5	5.1	4.8	5.3	3.0	5.0	3.1	-	100.0	M	8		
50.0	0.4	6.0	5.2	7.0	4.4	6.1	3.0	-	100.0	F	8		
55.6	7.0	5.3	0.5	7.2	5.4	7.7	5.3	-	100.0	M	9		
61.0	7.4	3.4	7.0	5.7	5.5	6.1	3.2	-	100.0	F	9		
50.1	7.2	4.2	6.8	0.3	5.5	6.0	4.1	-	100.0	M	10		
61.0	6.0	5.5	5.3	0.4	4.7	5.0	4.4	-	100.0	F	10		
70.0	6.3	4.2	4.4	4.1	3.1	5.0	2.0	-	100.0	M	11		
65.3	6.6	4.0	4.0	5.3	3.9	5.5	3.6	-	100.0	F	11		
51.3	11.7	-	7.0	0.4	-	5.4	7.6	-	100.0	M	12		INST. DE CREDIT DONT PERSONNEL AUTRES STATUTS
51.3	11.0	-	7.4	0.1	-	5.7	7.4	-	100.0	F	12		
50.0	0.6	0.9	5.9	0.3	-	-	7.4	-	100.0	M	13		
60.0	-	-	-	-	-	-	-	-	100.0	F	13		
61.2	0.5	7.1	5.7	7.3	-	2.7	6.0	-	100.0	M	14		
61.4	0.0	3.5	5.2	7.4	3.5	6.0	4.2	-	100.0	F	14		
80.7	6.0	1.0	2.3	-	-	3.6	2.5	-	100.0	M	15		
60.2	7.0	2.7	4.0	5.8	2.0	5.1	3.6	-	100.0	F	15		
22.0	13.5	5.5	13.0	14.1	5.2	0.4	16.0	-	100.0	M	16		
56.8	7.8	7.5	5.1	6.4	4.4	6.3	2.0	-	100.0	F	16		
36.0	10.7	6.4	0.6	11.0	4.8	7.5	10.3	-	100.0	M	17		
33.0	12.0	6.1	6.3	0.4	5.1	5.7	21.6	-	100.0	F	17		
60.0	0.1	4.2	5.5	5.5	1.0	3.3	3.5	-	100.0	M	18		
53.0	10.0	4.0	5.0	7.1	3.2	4.3	10.0	-	100.0	F	18		
44.0	12.1	3.2	7.5	6.5	4.3	6.6	15.1	-	100.0	M	19		
45.0	12.1	4.1	0.0	0.6	3.1	5.3	13.1	-	100.0	F	19		
45.4	12.1	3.0	0.0	0.6	3.6	5.0	13.0	-	100.0	M	20		
45.5	11.1	4.0	7.3	0.6	4.1	5.0	12.4	-	100.0	F	20		
62.1	0.0	4.2	6.0	5.0	2.6	4.4	5.0	-	100.0	M	21		
53.5	10.0	4.5	6.7	7.4	3.4	5.2	9.3	-	100.0	F	21		
75.0	4.4	4.2	3.3	3.2	2.5	3.0	3.6	-	100.0	M	22	012/013	INSTITUTIONS DE CREDIT
83.5	-	-	-	-	-	-	-	-	100.0	F	22		
75.2	4.3	4.1	3.3	3.1	2.5	3.0	3.6	-	100.0	M	23		
67.0	0.1	5.6	6.5	4.5	2.0	4.2	3.3	-	100.0	F	23		
83.6	3.3	4.0	3.2	1.0	-	2.3	-	-	100.0	M	24		
70.1	5.7	5.3	5.2	4.1	2.7	4.0	2.0	-	100.0	F	24		
60.0	4.0	4.6	4.7	4.4	3.1	5.0	3.4	-	100.0	M	25		
84.7	2.4	4.0	2.5	1.0	0.0	2.4	1.5	-	100.0	F	25		
76.4	3.0	4.3	3.7	3.2	2.2	3.0	2.6	-	100.0	M	26		
43.7	11.7	4.7	6.0	10.0	7.1	8.1	0.7	-	100.0	F	26		
60.5	7.3	3.7	2.0	4.5	3.0	5.0	3.6	-	100.0	M	27		
57.1	0.4	4.2	4.3	7.0	5.3	6.0	5.0	-	100.0	F	27		
50.5	0.0	0.0	5.0	0.3	0.2	0.2	6.0	-	100.0	M	28		
65.5	0.3	4.0	4.0	5.2	2.6	5.5	3.1	-	100.0	F	28		
50.2	0.4	5.7	5.2	6.0	4.2	5.0	4.6	-	100.0	M	29		
54.5	7.0	5.0	0.6	7.1	5.2	7.5	6.6	-	100.0	F	29		
50.0	0.0	3.5	7.3	5.0	5.1	5.0	4.5	-	100.0	M	30		
57.7	7.0	4.1	7.0	6.3	5.2	6.0	5.4	-	100.0	F	30		
50.0	7.1	6.3	5.4	6.6	4.6	5.0	5.2	-	100.0	M	31		
70.1	0.4	4.1	4.4	4.2	3.0	4.0	3.0	-	100.0	F	31		
64.0	0.0	4.7	5.0	5.4	3.8	5.3	4.2	-	100.0	M	32		

TAB.E2

GROSS MONTHLY PAY (CORRECTED)  
OF FULL-TIME EMPLOYEES:  
MEAN (M) AND COEFFICIENT OF VARIATION  
(CV) ACCORDING TO ACTIVITY, SEX,  
QUALIFICATION AND REGION

ACTIVITY	NACE	Q U A L I F I C A T I O N	S E X	REGION							(*)	TOTAL									
				REGION	BASSIM	NORD	EST	QUEST	SUD	CENTRE			MEDI-								
				PARI- SIENNE	PARISIEN				QUEST	EST			TERRA- NEE								
CREDIT INSTS. WITH STAFF OF CIV. SERV. STATUS			1	M	15116#	-	-	-	-	-	-	-	-	-	14978#						
				F	-	-	-	-	-	-	-	-	-	-	-	-					
				T	15116#	-	-	-	-	-	-	-	-	-	-	-	-	14978#			
				2	M	6932#	-	-	-	-	-	-	-	-	-	-	-	-	6823#		
					F	5877#	-	-	-	-	-	-	-	-	-	-	-	-	5870#		
				3	M	6718	-	-	-	-	-	-	-	-	-	-	-	-	6709		
					F	3997	-	-	-	-	-	-	-	-	-	-	-	-	3892		
				4	M	3515	-	-	-	-	-	-	-	-	-	-	-	-	3515		
					F	3730	-	-	-	-	-	-	-	-	-	-	-	-	3728		
				5	M	3068	-	-	-	-	-	-	-	-	-	-	-	-	3068		
					F	2661	-	-	-	-	-	-	-	-	-	-	-	-	2661		
				6	M	2743	-	-	-	-	-	-	-	-	-	-	-	-	2743		
					F	2526	-	-	-	-	-	-	-	-	-	-	-	-	2524		
				T	M	2307	-	-	-	-	-	-	-	-	-	-	-	-	2307		
					F	2394	-	-	-	-	-	-	-	-	-	-	-	-	2393		
				T	M	2063	-	-	-	-	-	-	-	-	-	-	-	-	2063		
					F	1872	-	-	-	-	-	-	-	-	-	-	-	-	1872		
				T	M	1935	-	-	-	-	-	-	-	-	-	-	-	-	1935		
					F	4167	-	-	-	-	-	-	-	-	-	-	-	-	4163		
				T	M	2800	-	-	-	-	-	-	-	-	-	-	-	-	2800		
					F	3312	-	-	-	2989	-	-	-	-	-	-	-	-	3311		
				CREDIT INSTS. WITH STAFF OF COLL. AGRT. STATUS			1	M	11400	12288#	11577#	11357	10668#	10514#	10532#	9704#	-	-	11313		
								F	8342	-	-	-	-	-	-	-	-	-	-	-	8329
								T	11314	12288#	11577#	11142	10668#	10514#	10532#	9738#	-	-	-	-	11240
2	M	6241	6096					6203	6320	6397	6099	5604	6253	-	-	-	-	6208			
	F	5450	5666					5314	6360#	-	-	4972#	-	-	-	-	-	5466			
3	M	6116	6072					6126	6323	6362	6044	5565	6207	-	-	-	-	6111			
	F	3843	3990					3669	3976	4194	3850	3574	3938	-	-	-	-	3853			
4	M	3526	3780					3478	3731	3368	3483	3166	3481	-	-	-	-	3523			
	F	3690	3938					3591	3900	4004	3786	3463	3824	-	-	-	-	3708			
5	M	2906	3032					2783	2999	3118	3089	2774	3194	-	-	-	-	2866			
	F	2872	2882					2663	2955	2893	2867	2618	2975	-	-	-	-	2857			
6	M	2885	2968					2728	2982	3043	3005	2702	3111	-	-	-	-	2908			
	F	2508	2432					2337	2606	2598	2427	2280	2556	-	-	-	-	2487			
T	M	2458	2363					2355	2496	2416	2382	2311	2434	-	-	-	-	2433			
	F	2477	2392					2345	2549	2520	2410	2297	2499	-	-	-	-	2456			
T	M	2053	2001					2011	2212	2073	1944	1952	2161	-	-	-	-	2051			
	F	2008	1923					1950	2142	1986	1944	1960	1967	-	-	-	-	2001			
T	M	2026	1957					1983	2171	2031	1944	1956	2088	-	-	-	-	2023			
	F	4106	3535					3656	3775	3469	3321	3259	3549	-	-	-	-	3872			
T	M	2894	2538					2715	2714	2519	2458	2436	2671	-	-	-	-	2801			
	F	3490	3089					3275	3330	3129	3014	2916	3244	-	-	-	-	3368			
CREDIT INSTS. WITH STAFF OF OTHER STATUS			1					M	12659	9078	-	9067#	8514	-	8858#	11229#	-	-	10820		
								F	12513	9050	-	9067#	8514	-	8610#	11229#	-	-	-	10831	
								T	7244	5971	5231#	6097	5440	-	7246#	-	-	-	-	6776	
				2	M	5739	-	-	-	-	-	-	-	-	-	-	-	5745			
					F	6860	5893	5230	5864	5474	-	7569#	7257	-	-	-	-	6551			
				3	M	5234	4506	4009	4403	4592	5227	5344	5357	-	-	-	-	5048			
					F	4501	4629	-	3598#	-	-	5042	5562#	-	-	-	-	4531			
				4	M	4929	4538	4053	4278	4560	5067	5275	5407	-	-	-	-	4869			
					F	3443	3285	3252	3167	3078	3248	3376	4405	-	-	-	-	3483			
				5	M	3173	3086	2483	3224	2841	3156	3083	-	-	-	-	-	3090			
					F	3254	3217	2862	3180	2992	3208	3261	4296	-	-	-	-	3301			
				6	M	3070	2594	2656	2802	2525	2950	3348	3192	-	-	-	-	2960			
					F	2814	2264	2305	2427	2127	2527#	3009	2911	-	-	-	-	2701			
				T	M	2876	2433	2496	2583	2344	2796	3195	3140	-	-	-	-	2806			
					F	3005	2210	2171	2404	2375	2814	2851	2691	-	-	-	-	2738			
				T	M	2332	2066	1816	1792	1712#	-	2495	-	-	-	-	-	2214			
					F	2618	2133	2001	2046	2054	2625#	2794	2610	-	-	-	-	2462			
				T	M	5174	3862	3704	3931	3852	4205	4433	4204	-	-	-	-	4553			
					F	3317	2765	2673	2477	2570	3207#	3677	3180	-	-	-	-	3168			
				T	M	4159	3436	3314	3381	3434	3903	4185	3988	-	-	-	-	3930			
					F	11555	11141	11123#	10624	9897	10224#	10199	10171	-	-	-	-	11290			
				CREDIT INSTITUTIONS	812/813		1	M	8388	-	-	-	-	-	-	-	-	-	8344		
								F	11464	11091	11123#	10495	9897	10197#	10121	10181	-	-	-	11214	
								T	6334	6081	6104	6297	6245	6161	5693	6445	-	-	-	6270	
2	M	5502	5614					5280	6019#	5715#	-	5726#	-	-	-	-	-	5519			
	F	6194	6048					6018	6273	6212	6106	5695	6411	-	-	-	-	6165			
3	M	3968	4083					3696	4024	4262	4008	3792	4116	-	-	-	-	3974			
	F	3591	3913					3496	3724	3474	3636	3352	3736	-	-	-	-	3593			
4	M	3787	4037					3617	3936	4092	3940	3674	4021	-	-	-	-	3809			
	F	2948	3064					2853	3046	3111	3103	2853	3503	-	-	-	-	3031			
5	M	2869	2901					2632	2996	2883	2899	2665	3004	-	-	-	-	2861			
	F	2897	2995					2749	3029	3033	3025	2768	3340	-	-	-	-	2840			
6	M	2547	2454					2370	2625	2591	2469	2374	2787	-	-	-	-	2536			
	F	2496	2353					2350	2487	2383	2393	2353	2495	-	-	-	-	2461			
T	M	2515	2397					2360	2552	2501	2440	2363	2672	-	-	-	-	2493			
	F	2148	2040					2023	2236	2102	2008	2031	2286	-	-	-	-	2128			
T	M	2034	1947					1939	2097	1960	1943	1983	2106	-	-	-	-	2020			
	F	2079	1988					1985	2155	2033	1974	2008	2216	-	-	-	-	2068			
T	M	4193	3585					3661	3796	3524	3399	3380	3713	-	-	-	-	3847			
	F	2929	2565					2711	2686	2526	2511	2527	2745	-	-	-	-	2836			
T	F	3541	3137					3278	3336	3170	3087	3031	3405	-	-	-	-	3423			



TAB.E2

REMUNERATION MENSUELLE BRUTE CORRIGEE  
DES SALARIES A TEMPS PLEIN:  
MOYENNE (M) ET COEFFICIENT DE  
VARIATION (CV) SELON L'ACTIVITE, LE SEXE,  
LA QUALIFICATION ET LA REGION

CV

REGION										SEXE	QUALIFICATION	MACE	ACTIVITE
REGION PARI- SIENNE	BASSIN PARISIEN	NORD	EST	OUEST	SUD OUEST	CENTRE EST	MEDI- TERRA- NEE	(*)	TOTAL				
32.20	-	-	-	-	-	-	-	-	33.00	M	1		INST. DE CREDIT
32.20	-	-	-	-	-	-	-	-	33.00	F	1		DONT PERSONNEL
47.20	-	-	-	-	-	-	-	-	47.30	T	1		ASS. FONCT.
36.30	-	-	-	-	-	-	-	-	36.20	M	2		
46.2	-	-	-	-	-	-	-	-	46.3	F	2		
31.6	-	-	-	-	-	-	-	-	31.6	M	3		
23.6	-	-	-	-	-	-	-	-	23.6	F	3		
20.7	-	-	-	-	-	-	-	-	20.7	M	4		
27.4	-	-	-	-	-	-	-	-	27.4	F	4		
17.2	-	-	-	-	-	-	-	-	17.2	M	5		
21.1	-	-	-	-	-	-	-	-	21.1	F	5		
34.5	-	-	-	-	-	-	-	-	34.5	M	6		
24.5	-	-	-	-	-	-	-	-	24.5	F	6		
29.7	-	-	-	-	-	-	-	-	29.7	M	T		
16.0	-	-	-	-	-	-	-	-	16.0	F	T		
20.5	-	-	-	-	-	-	-	-	20.5	M	1		INST. DE CREDIT
19.5	-	-	-	-	-	-	-	-	19.5	F	1		DONT PERSONNEL
70.0	-	-	-	-	-	-	-	-	70.0	M	2		BEN. CONV. COLLECT.
35.4	-	-	-	-	-	-	-	-	35.4	F	2		
62.7	-	-	-	-	-	-	-	-	62.7	M	3		
35.3	33.10	31.50	48.5	31.10	33.20	32.30	33.60	-	34.7	F	3		
22.2	-	-	-	-	-	-	-	-	23.1	M	4		
35.5	33.10	31.50	25.2	31.10	33.20	32.30	32.00	-	34.9	F	4		
24.5	20.4	24.5	30.7	28.5	23.0	24.2	30.0	-	25.6	M	5		
19.4	15.5	14.0	26.90	-	-	23.70	-	-	18.9	F	5		
24.4	27.0	24.3	30.5	28.2	23.2	24.4	29.9	-	25.4	M	6		
24.0	25.4	22.7	22.2	30.4	26.6	23.9	29.4	-	24.0	F	6		
19.8	22.0	18.6	21.8	17.4	18.6	21.8	22.7	-	20.0	M	T		
22.7	24.7	21.4	22.3	30.1	25.9	24.1	28.7	-	23.5	F	T		
10.0	19.4	19.9	19.5	17.4	19.6	17.8	20.8	-	19.9	M	1		INST. DE CREDIT
10.0	14.5	13.0	16.1	17.8	16.5	18.8	18.9	-	18.4	F	1		DONT PERSONNEL
10.2	17.8	17.4	18.3	17.9	19.0	18.5	20.5	-	19.2	M	2		AUTRES STATUTS
10.2	10.2	15.1	19.0	25.5	18.2	16.3	20.6	-	18.5	F	2		
10.1	15.3	18.6	16.8	18.9	22.9	19.6	18.7	-	17.0	M	3		
17.0	17.1	17.5	18.5	23.4	20.1	18.3	19.8	-	18.2	F	3		
21.7	18.7	20.4	20.7	21.1	16.4	18.5	21.0	-	21.8	M	4		
19.4	17.8	16.9	17.3	19.1	14.5	18.7	20.0	-	19.0	F	4		
20.4	10.2	10.0	23.0	20.3	15.4	18.6	22.0	-	20.3	M	5		
62.1	50.8	62.0	55.3	54.2	55.0	57.0	53.0	-	61.2	F	5		
32.9	29.7	31.1	34.4	28.1	28.4	27.8	31.4	-	32.9	M	6		
55.5	55.0	50.3	53.5	52.0	52.5	52.8	51.8	-	56.8	F	6		
35.7	26.8	-	24.40	18.5	-	22.80	22.80	-	36.5	M	T		INST. DE CREDIT
36.4	26.2	-	24.40	18.5	-	24.30	22.60	-	36.7	F	T		DONT PERSONNEL
39.5	26.5	30.10	16.7	24.0	-	-	27.40	-	37.3	M	1		AUTRES STATUTS
30.0	-	-	-	-	-	-	-	-	28.6	F	1		
39.3	28.1	28.0	20.2	24.0	-	21.00	26.8	-	36.6	M	2		
34.8	21.7	28.5	18.1	20.3	24.0	23.4	22.0	-	31.0	F	2		
30.8	21.4	-	24.70	-	-	18.2	20.60	-	28.9	M	3		
34.3	21.0	10.1	20.2	23.6	24.1	22.7	22.4	-	31.7	F	3		
29.4	20.7	21.5	14.0	19.6	13.1	14.4	28.8	-	27.5	M	4		
24.5	31.2	23.2	20.9	21.4	15.0	21.8	-	-	25.2	F	4		
20.5	24.7	26.1	15.8	20.6	14.0	17.9	20.0	-	27.3	M	5		
20.8	25.0	20.0	21.0	27.5	23.9	18.3	16.1	-	25.7	F	5		
20.2	27.8	20.1	16.7	24.0	23.90	20.6	27.5	-	28.7	M	6		
20.8	27.2	23.7	20.7	20.8	25.0	20.0	18.7	-	27.8	F	6		
34.0	23.1	15.2	21.3	25.5	19.7	28.2	20.2	-	32.7	M	T		
34.3	26.0	18.1	24.1	20.00	-	-	28.4	-	34.0	F	T		
36.7	24.0	18.1	27.2	31.4	25.60	29.3	29.5	-	35.1	M	1		INST. DE CREDIT
60.7	53.6	48.0	48.8	46.7	48.3	44.1	51.5	-	58.2	F	1		DE CREDIT
42.5	47.1	42.7	38.7	46.6	41.90	41.0	43.2	-	43.0	M	2		
60.8	55.0	48.2	52.1	50.0	48.7	44.3	51.8	-	58.1	F	2		
35.8	34.9	32.70	25.7	38.5	32.40	31.8	38.8	-	35.1	M	3	812/813	INSTITUTIONS
28.4	-	-	-	-	-	-	-	-	28.0	F	3		DE CREDIT
35.0	34.0	32.70	26.0	38.5	32.00	32.2	38.4	-	35.3	M	4		
27.0	20.2	25.4	30.0	28.8	24.0	25.4	30.0	-	27.9	F	4		
22.2	18.0	18.0	27.70	18.50	-	28.00	-	-	22.3	M	5		
27.6	27.7	25.2	29.0	28.3	24.2	25.7	29.0	-	27.6	F	5		
20.0	25.1	22.8	22.0	20.9	28.8	28.5	30.6	-	27.0	M	6		
22.4	23.3	18.7	21.9	24.0	28.5	27.3	28.0	-	22.6	F	6		
26.3	24.8	21.4	22.2	29.4	27.8	28.8	30.5	-	26.4	M	T		
21.0	19.0	21.1	18.2	17.0	19.2	18.7	20.8	-	22.2	F	T		
19.7	17.1	15.3	17.3	18.6	16.7	20.0	20.6	-	19.4	M	1		
20.5	19.0	18.2	17.9	18.4	18.6	18.6	27.9	-	21.0	F	1		
31.1	20.3	16.4	20.2	25.7	18.0	21.1	21.7	-	21.6	M	2		
19.3	18.0	20.3	18.9	19.0	23.0	21.0	21.5	-	18.5	F	2		
20.0	18.0	18.3	18.0	24.0	21.1	21.1	22.3	-	20.5	M	3		
20.0	20.1	20.1	27.0	22.1	20.5	23.0	26.4	-	20.4	F	3		
22.2	19.6	17.2	18.0	20.4	14.0	21.2	26.8	-	21.5	M	4		
25.0	20.0	18.0	23.6	21.7	17.8	22.7	26.0	-	24.0	F	4		
62.7	58.1	61.3	54.4	53.1	54.8	58.3	53.0	-	61.3	M	5		
34.6	32.9	32.3	34.0	31.2	32.0	33.0	34.7	-	34.7	F	5		
50.4	55.2	57.4	53.3	51.8	52.8	53.2	52.6	-	57.4	M	6		

TAB.E3

INDEX OF MEAN GROSS MONTHLY PAY (CORRECTED) OF FULL-TIME EMPLOYEES ACCORDING TO ACTIVITY, SEX, QUALIFICATION AND REGION

INDICE DE LA REMUNERATION MENSUELLE BRUTE CORRIGEE MOYENNE DES SALARIES A TEMPS PLEIN SELON L'ACTIVITE, LE SEXE, LA QUALIFICATION ET LA REGION

(PAY OF ALL FULL-TIME EES.=100)

(REM. DE L'EMS. DES SAL. A TEMPS PLEIN=100)

ACTIVITY	NACE	QUALIFICATION	SEX	REGION																		
				REGION PARI-SIENNE	BASSIN PARISIEN	NORD	EST	OUEST	SUD OUEST	CENTRE EST	MEDI-TERRANEE	(*)	TOTAL									
CREDIT INSTS. WITH STAFF OF CIV. SERV. STATUS			1	M	100.9#	-	-	-	-	-	-	-	-	-	-	100.0#						
				F	-	-	-	-	-	-	-	-	-	-	-	-	-					
				2	M	100.9#	-	-	-	-	-	-	-	-	-	-	-	-	100.0#			
					F	100.1#	-	-	-	-	-	-	-	-	-	-	-	-	100.0#			
				3	M	100.1	-	-	-	-	-	-	-	-	-	-	-	-	100.0			
					F	100.0	-	-	-	-	-	-	-	-	-	-	-	-	100.0			
				4	M	100.0	-	-	-	-	-	-	-	-	-	-	-	-	100.0			
					F	100.0	-	-	-	-	-	-	-	-	-	-	-	-	100.0			
				5	M	100.1	-	-	-	-	-	-	-	-	-	-	-	-	100.0			
					F	100.0	-	-	-	-	-	-	-	-	-	-	-	-	100.0			
				6	M	100.0	-	-	-	-	-	-	-	-	-	-	-	-	100.0			
					F	100.0	-	-	-	-	-	-	-	-	-	-	-	-	100.0			
				T	M	100.1	-	-	-	-	-	-	-	-	-	-	-	-	100.0			
					F	100.0	-	-	-	-	-	-	-	-	-	-	-	-	100.0			
				CREDIT INSTS. WITH STAFF OF COLL. AGRY. STATUS			1	M	100.8	108.6#	102.3#	90.3	100.4	94.3#	92.9#	93.1#	85.8#	-	-	100.0		
								F	100.1	-	-	-	-	-	-	-	-	-	-	-	100.0	
								2	M	100.7	109.3#	103.0#	99.1	94.9#	93.5#	93.7#	86.6#	-	-	-	-	100.0
									F	100.5	98.2	99.9	101.8	103.0	98.2	90.3	100.7	-	-	-	-	100.0
								3	M	99.7	103.7	97.2	116.4#	-	-	-	-	-	-	-	-	100.0
									F	100.1	99.4	100.2	103.5	104.1	98.9	91.1	101.6	-	-	-	-	100.0
								4	M	99.8	103.8	95.2	103.2	108.9	99.9	92.8	102.2	-	-	-	-	100.0
									F	100.1	107.3	98.7	105.9	95.6	98.9	89.9	98.8	-	-	-	-	100.0
								5	M	99.5	106.2	96.8	105.2	108.0	102.1	93.4	103.1	-	-	-	-	100.0
									F	98.0	102.2	93.8	101.1	105.1	104.2	93.5	107.7	-	-	-	-	100.0
6	M	100.5	100.9					93.2	103.5	101.3	100.4	91.6	104.1	-	-	-	-	100.0				
	F	99.2	102.0					93.8	102.6	104.6	103.3	92.9	107.0	-	-	-	-	100.0				
T	M	100.9	97.8					94.0	104.8	104.5	97.6	91.7	102.8	-	-	-	-	100.0				
	F	100.9	97.1					95.5	102.6	99.3	97.9	95.0	101.0	-	-	-	-	100.0				
CREDIT INSTS. WITH STAFF OF OTHER STATUS			1					M	100.1	97.6	98.1	107.8	101.1	94.8	95.2	105.4	-	-	-	100.0		
								F	100.3	96.1	97.4	107.0	99.1	97.1	97.9	98.3	-	-	-	100.0		
								2	M	100.1	96.7	98.0	107.3	100.4	96.1	96.7	103.2	-	-	-	-	100.0
									F	106.1	91.3	94.4	97.5	89.6	85.8	84.2	91.7	-	-	-	-	100.0
								3	M	103.3	90.6	96.9	96.9	89.9	87.8	87.0	95.4	-	-	-	-	100.0
									F	103.6	91.7	97.2	98.9	92.9	89.5	86.6	96.3	-	-	-	-	100.0
								4	M	115.9	83.1	-	83.0#	78.0	-	81.1#	102.8#	-	-	-	-	100.0
									F	115.5	83.6	-	83.7#	78.6	-	79.5#	103.7#	-	-	-	-	100.0
								5	M	106.9	88.1	77.2#	90.0	80.3	-	-	106.9#	-	-	-	-	100.0
									F	99.9	-	-	-	-	-	-	-	-	-	-	-	100.0
				6	M	104.7	90.0	79.8	89.5	83.6	-	-	115.5#	110.8	-	-	-	100.0				
					F	103.7	89.2	79.4	87.2	90.9	103.5	-	105.8	106.1	-	-	-	100.0				
				T	M	99.3	102.2	-	79.4#	-	-	-	111.3	122.7#	-	-	-	100.0				
					F	101.3	93.2	83.3	87.8	93.7	104.1	108.3	111.1	-	-	-	-	100.0				
				3	M	98.9	94.3	93.4	90.9	88.4	93.3	96.9	126.5	-	-	-	-	100.0				
					F	102.7	99.9	80.4	104.3	91.9	102.1	99.8	-	-	-	-	-	100.0				
				4	M	98.6	97.5	86.7	96.3	90.6	97.2	98.0	130.2	-	-	-	-	100.0				
					F	103.7	87.6	89.7	94.7	85.3	89.7	113.1	107.8	-	-	-	-	100.0				
				5	M	104.2	83.8	85.3	89.8	78.7	93.5#	111.4	107.8	-	-	-	-	100.0				
					F	102.5	86.7	89.0	92.1	83.5	99.7	113.9	111.9	-	-	-	-	100.0				
				6	M	109.8	80.7	79.3	87.8	86.8	102.8	104.1	98.3	-	-	-	-	100.0				
					F	105.3	93.3	82.0	80.9	77.3#	-	-	112.7	-	-	-	-	100.0				
				T	M	106.3	86.6	81.3	83.1	83.4	106.6#	113.5	106.0	-	-	-	-	100.0				
					F	113.6	84.8	81.4	86.3	84.6	92.4	97.4	92.3	-	-	-	-	100.0				
CREDIT INSTITUTIONS	812/813		1	M	104.7	87.3	84.4	78.2	81.1	101.2#	116.1	100.4	-	-	-	100.0						
				F	105.8	87.4	84.3	86.0	87.4	99.3	106.5	101.5	-	-	-	100.0						
				2	M	102.3	98.7	98.5#	94.1	87.7	90.6#	90.3	90.1	-	-	-	-	100.0				
					F	100.5	-	-	-	-	-	-	-	-	-	-	-	100.0				
				3	M	102.2	98.9	99.2#	93.6	88.3	90.9#	90.2	90.8	-	-	-	-	100.0				
					F	101.0	97.0	97.3	100.4	99.6	98.2	103.7#	102.8	-	-	-	-	100.0				
				4	M	99.7	101.7	95.8	109.1#	103.6#	-	-	-	-	-	-	-	100.0				
					F	100.5	98.1	97.6	101.7	100.8	99.0	92.4	104.0	-	-	-	-	100.0				
				5	M	99.8	102.7	93.0	101.2	107.2	100.8	95.4	103.6	-	-	-	-	100.0				
					F	99.9	108.9	97.3	103.6	96.7	101.2	93.3	104.0	-	-	-	-	100.0				
				6	M	99.4	106.0	94.9	103.3	107.4	103.4	96.4	105.6	-	-	-	-	100.0				
					F	97.3	101.1	94.1	100.5	102.6	102.4	94.1	115.6	-	-	-	-	100.0				
				T	M	100.3	101.4	92.0	104.7	100.8	101.3	93.2	105.0	-	-	-	-	100.0				
					F	98.5	101.9	93.5	103.0	103.2	102.9	94.1	113.6	-	-	-	-	100.0				
				3	M	100.4	96.7	93.4	103.5	102.1	97.4	93.6	109.9	-	-	-	-	100.0				
					F	101.4	95.6	95.5	101.1	96.9	97.2	95.6	101.4	-	-	-	-	100.0				
				4	M	100.9	96.1	94.7	102.4	100.3	97.9	94.8	107.2	-	-	-	-	100.0				
					F	100.9	95.8	95.1	105.1	98.8	94.4	95.4	107.4	-	-	-	-	100.0				
				5	M	100.7	96.4	96.0	103.8	97.0	96.2	98.1	104.2	-	-	-	-	100.0				
					F	100.6	96.1	96.0	104.2	98.3	95.5	97.1	107.2	-	-	-	-	100.0				
				T	M	106.2	90.8	92.7	96.2	89.3	86.1	85.6	94.1	-	-	-	-	100.0				
					F	103.3	90.5	95.6	94.7	89.1	88.5	89.1	96.8	-	-	-	-	100.0				
				6	M	103.5	91.7	95.8	97.5	92.6	90.2	88.6	99.5	-	-	-	-	100.0				

TAB.E3

INDEX OF MEAN GROSS MONTHLY PAY (CORRECTED) OF FULL-TIME FEMALE EMPLOYEES ACCORDING TO ACTIVITY, QUALIFICATION AND REGION

INDICE DE LA REMUNERATION MENSUELLE BRUTE CORRIGEE MOYENNE DES SALAIRES FEMININS A TEMPS PLEIN SELON L'ACTIVITE, LA QUALIFICATION ET LA REGION


(PAY OF FULL-TIME MALES EES.=100)

(REM. DES SAL. MASC. A TEMPS PLEIN=100)

REGION										SEXE	QUALIFICATION	NACE	ACTIVITE
REGION PARISIENNE	BASSIN PARISIEN	NORD	EST	OUEST	SUD OUEST	CENTRE EST	MEDITERRANEE	(*)	TOTAL				
100.00	-	-	-	-	-	-	-	-	100.00	M	1		INST. DE CREDIT DONT PERSONNEL ASS. FONCT.
-	-	-	-	-	-	-	-	-	-	F	2		
100.00	-	-	-	-	-	-	-	-	100.00	M	3		
84.00	-	-	-	-	-	-	-	-	84.00	F	4		
100.0	-	-	-	-	-	-	-	-	100.0	M	5		
88.0	-	-	-	-	-	-	-	-	88.0	F	6		
100.0	-	-	-	-	-	-	-	-	100.0	M	7		
86.7	-	-	-	-	-	-	-	-	86.7	F	1		
100.0	-	-	-	-	-	-	-	-	100.0	M	2		
91.3	-	-	-	-	-	-	-	-	91.4	F	3		
100.0	-	-	-	-	-	-	-	-	100.0	M	4		
90.7	-	-	-	-	-	-	-	-	90.7	F	5		
100.0	-	-	-	-	-	-	-	-	100.0	M	6		
87.2	-	-	-	-	-	-	-	-	87.3	F	7		
100.0	100.00	100.00	100.0	100.00	100.00	100.00	100.00	-	100.0	M	1	INST. DE CREDIT DONT PERSONNEL DEN. CONV. COLLECT.	
73.2	-	-	-	-	-	-	-	-	73.6	F	2		
100.0	100.0	100.0	100.0	100.0	100.0	100.0	100.0	-	100.0	M	3		
87.3	92.9	85.7	100.00	-	-	88.70	-	-	88.0	F	4		
100.0	100.0	100.0	100.0	100.0	100.0	100.0	100.0	-	100.0	M	5		
91.7	94.5	94.0	93.8	80.3	90.4	88.6	88.4	-	91.4	F	6		
100.0	100.0	100.0	100.0	100.0	100.0	100.0	100.0	-	100.0	M	7		
88.0	95.1	95.7	98.5	92.0	92.0	94.4	93.1	-	96.3	F	1		
100.0	100.0	100.0	100.0	100.0	100.0	100.0	100.0	-	100.0	M	2		
98.0	97.2	100.0	95.8	93.0	98.1	101.4	95.2	-	97.8	F	3		
100.0	100.0	100.0	100.0	100.0	100.0	100.0	100.0	-	100.0	M	4		
97.0	96.1	96.9	96.8	95.0	100.0	100.4	91.0	-	97.6	F	5		
100.0	100.0	100.0	100.0	100.0	100.0	100.0	100.0	-	100.0	M	6		
70.5	71.0	74.3	71.0	72.6	74.0	74.8	75.3	-	72.3	F	7		
100.0	100.0	-	100.00	100.0	-	100.00	100.00	-	100.0	M	1	INST. DE CREDIT DONT PERSONNEL AUTRES STATUTS	
-	-	-	-	-	-	-	-	-	-	F	2		
100.0	100.0	100.00	100.0	100.0	-	-	100.00	-	100.0	M	3		
79.2	-	-	-	-	-	-	-	-	84.8	F	4		
100.0	100.0	100.0	100.0	100.0	100.0	100.0	100.0	-	100.0	M	5		
86.0	102.7	-	81.70	-	-	94.4	103.00	-	88.7	F	6		
100.0	100.0	100.0	100.0	100.0	100.0	100.0	100.0	-	100.0	M	7		
92.2	93.0	76.4	101.0	82.3	97.2	81.3	-	-	88.7	F	1		
100.0	100.0	100.0	100.0	100.0	100.0	100.0	100.0	-	100.0	M	2		
91.6	87.3	88.0	86.6	84.2	85.70	89.9	91.2	-	91.3	F	3		
100.0	100.0	100.0	100.0	100.0	100.0	100.0	100.0	-	100.0	M	4		
77.6	93.5	83.7	74.0	72.10	-	-	92.7	-	80.0	F	5		
100.0	100.0	100.0	100.0	100.0	100.0	100.0	100.0	-	100.0	M	6		
84.1	71.0	72.2	83.0	86.7	78.20	83.0	75.0	-	69.8	F	7		
100.0	100.0	100.00	100.0	100.0	100.00	100.0	100.0	-	100.0	M	1	012/013 INSTITUTIONS DE CREDIT	
72.6	-	-	-	-	-	-	-	-	73.0	F	2		
100.0	100.0	100.0	100.0	100.0	100.0	100.0	100.0	-	100.0	M	3		
88.0	92.3	88.7	95.00	91.50	-	100.00	-	-	88.0	F	4		
100.0	100.0	100.0	100.0	100.0	100.0	100.0	100.0	-	100.0	M	5		
90.5	95.0	94.0	82.0	81.5	90.7	88.4	88.8	-	90.4	F	6		
100.0	100.0	100.0	100.0	100.0	100.0	100.0	100.0	-	100.0	M	7		
97.3	94.7	92.3	90.3	92.7	93.4	93.4	85.0	-	94.4	F	1		
100.0	100.0	100.0	100.0	100.0	100.0	100.0	100.0	-	100.0	M	2		
98.0	95.0	88.2	94.7	92.0	96.0	89.1	89.5	-	97.0	F	3		
100.0	100.0	100.0	100.0	100.0	100.0	100.0	100.0	-	100.0	M	4		
94.7	95.4	95.0	93.7	93.2	96.7	97.6	92.1	-	94.0	F	5		
100.0	100.0	100.0	100.0	100.0	100.0	100.0	100.0	-	100.0	M	6		
88.0	71.6	74.1	70.0	71.7	73.0	74.0	73.0	-	71.0	F	7		



**Insurance  
Assurances**



**Series**  
**Série A**

TAB.A1

EMPLOYEES ACCORDING TO ACTIVITY, SEX,  
QUALIFICATION AND TYPE OF EMPLOYMENT

(THOUSANDS) TYPE OF EMPLOYMENT: FULL-TIME (MILLIERS)

ACTIVITY	NACE	SEX	QUALIFICATION							TOT. ENS.
			I	II	III	IV	V	VI	(*)	
INSURANCE	82	M	1.0	6.0	7.4	7.5	6.2	4.9	-	33.0
		F	-	1.2	5.4	15.1	19.8	7.0	-	48.6
		T	1.0	7.2	12.8	22.6	26.0	11.9	-	81.6

(THOUSANDS) TYPE OF EMPLOYMENT: PART-TIME (MILLIERS)

ACTIVITY	NACE	SEX	QUALIFICATION							TOT. ENS.	
			I	II	III	IV	V	VI	(*)		
INSURANCE	82	M	0.1	0.1	-	-	-	0.1	0.1	-	0.3
		F	-	-	-	-	0.1	0.7	-	0.9	
		T	0.1	0.1	-	0.1	0.2	0.8	-	1.2	

(THOUSANDS) TYPE OF EMPLOYMENT: ALL TYPES OF EMPLOYMENT (MILLIERS)

ACTIVITY	NACE	SEX	QUALIFICATION							TOT. ENS.
			I	II	III	IV	V	VI	(*)	
INSURANCE	82	M	1.1	6.1	7.4	7.5	6.2	5.0	-	33.3
		F	-	1.2	5.5	15.2	19.9	7.6	-	49.4
		T	1.1	7.3	12.9	22.7	26.1	12.7	-	82.8



TAB.A1

SALARIES SELON L'ACTIVITE, LE SEXE, LA  
QUALIFICATION ET LE REGIME DE TRAVAIL

(%) REGIME DE TRAVAIL: TEMPS PLEIN (%)

QUALIFICATION								S E X E	NACE	ACTIVITE
I	II	III	IV	V	VI	(*)	TOT. ENS.			
3.0	10.2	22.4	22.7	10.0	14.0	-	100.0	M	02	ASSURANCES
1.3	0.0	15.0	27.7	31.0	14.6	-	100.0	F		
								T		

(%) REGIME DE TRAVAIL: TEMPS PARTIEL (%)

QUALIFICATION								S E X E	NACE	ACTIVITE
I	II	III	IV	V	VI	(*)	TOT. ENS.			
20.0	24.0	.	.	15.1	28.7	-	100.0	M	02	ASSURANCES
0.2	7.2	.	9.2	12.4	63.0	-	100.0	F		
								T		

(%) REGIME DE TRAVAIL: ENS. DES REGIMES DE TRAVAIL (%)

QUALIFICATION								S E X E	NACE	ACTIVITE
I	II	III	IV	V	VI	(*)	TOT. ENS.			
3.2	10.2	22.3	22.6	10.7	15.0	-	100.0	M	02	ASSURANCES
1.4	0.0	15.0	27.4	31.0	15.3	-	100.0	F		
								T		

TAB. A2

EMPLOYEES ACCORDING TO ACTIVITY, SEX,  
SIZE OF ENTERPRISE AND TYPE OF  
EMPLOYMENT

(%) TYPE OF EMPLOYMENT: FULL-TIME

ACTIVITY	NACE	SEX	SIZE OF ENTERPRISE (NUMBER OF EMPLOYEES)								
			10	20	50	100	200	500	1000	2000	>=
			-	-	-	-	-	-	-	-	-
			19	49	99	199	499	999	1999	4999	5000
INSURANCE	82	M	0.6	1.5	4.2	6.8	13.0	20.3	18.7	18.1	16.8
		F	0.6	2.6	5.5	5.1	12.0	18.6	19.3	17.1	19.3
		T	0.6	2.1	5.0	5.8	12.4	19.3	19.0	17.5	18.3

(%) TYPE OF EMPLOYMENT: PART-TIME

ACTIVITY	NACE	SEX	SIZE OF ENTERPRISE (NUMBER OF EMPLOYEES)								
			10	20	50	100	200	500	1000	2000	>=
			-	-	-	-	-	-	-	-	-
			19	49	99	199	499	999	1999	4999	5000
INSURANCE	82	M	-	36.8	12.7	-	-	-	12.6	-	-
		F	-	-	16.0	10.5	13.3	18.1	24.8	-	6.6
		T	-	13.7	15.1	7.9	12.1	17.4	21.5	-	6.8

(%) TYPE OF EMPLOYMENT: ALL TYPES OF EMPLOYMENT

ACTIVITY	NACE	SEX	SIZE OF ENTERPRISE (NUMBER OF EMPLOYEES)								
			10	20	50	100	200	500	1000	2000	>=
			-	-	-	-	-	-	-	-	-
			19	49	99	199	499	999	1999	4999	5000
INSURANCE	82	M	0.6	1.8	4.3	6.8	12.9	20.3	18.6	18.0	16.7
		F	0.7	2.6	5.7	5.2	12.0	18.6	19.4	16.9	19.0
		T	0.6	2.3	5.1	5.8	12.4	19.3	19.1	17.3	18.1

TAB. A2

SALARIES SELON L ACTIVITE, LE SEXE  
LA TAILLE DE L ENTREPRISE ET LE  
REGIME DE TRAVAIL

REGIME DE TRAVAIL: TEMPS PLEIN

(3)

TAILLE DE L ENTREPRISE (NOMBRE DE SALARIES)								S E X E	NACE	ACTIVITE
10	50	100	200	500	>=	TOT.				
-	-	-	-	-	-	(*)	ENS.			
40	99	199	499	999	1000					
2.1	4.2	6.0	13.0	20.3	53.6	-	100.0	M	82	ASSURANCES
3.2	5.5	5.1	12.0	18.6	55.7	-	100.0	F		
2.7	5.0	5.0	12.4	19.3	54.8	-	100.0	T		

REGIME DE TRAVAIL: TEMPS PARTIEL

(3)

TAILLE DE L ENTREPRISE (NOMBRE DE SALARIES)								S E X E	NACE	ACTIVITE
10	50	100	200	500	>=	TOT.				
-	-	-	-	-	-	(*)	ENS.			
40	99	199	499	999	1000					
36.8	12.7	-	-	-	25.1	-	100.0	M	82	ASSURANCES
7.7	18.0	18.5	13.3	18.1	34.5	-	100.0	F		
15.7	15.1	7.9	12.1	17.4	31.9	-	100.0	T		

REGIME DE TRAVAIL: ENS DES REGIMES DE TRAVAIL

(3)

TAILLE DE L ENTREPRISE (NOMBRE DE SALARIES)								S E X E	NACE	ACTIVITE
10	50	100	200	500	>=	TOT.				
-	-	-	-	-	-	(*)	ENS.			
40	99	199	499	999	1000					
2.4	4.3	6.0	12.0	20.3	53.3	-	100.0	M	82	ASSURANCES
3.3	5.7	5.2	12.0	18.6	55.3	-	100.0	F		
2.0	8.1	5.0	12.4	19.3	54.5	-	100.0	T		

TAB. A3

EMPLOYEES ACCORDING TO ACTIVITY, SEX,  
AGE AND TYPE OF EMPLOYMENT.

(%) TYPE OF EMPLOYMENT: FULL-TIME

ACTIVITY	NACE	SEX	AGE (COMPLETED YEARS)												
			< 16	16-17	18-20	21-24	25-29	30-34	35-39	40-44	45-49	50-54	55-59	>= 60	TOT.
			EMS.	EMS.	EMS.	EMS.	EMS.	EMS.	EMS.	EMS.	EMS.	EMS.	EMS.	EMS.	EMS.
INSURANCE	82	M	-	1.2	5.7	13.7	19.2	11.2	9.2	7.4	7.4	9.4	6.4	8.8	100.0
		F	-	1.3	12.7	20.3	19.5	9.5	6.6	7.3	8.3	7.1	2.9	4.3	100.0
		T	-	1.3	9.9	17.6	19.4	10.2	7.6	7.4	8.0	8.0	4.3	6.2	100.0

(%) TYPE OF EMPLOYMENT: PART-TIME

ACTIVITY	NACE	SEX	AGE (COMPLETED YEARS)												
			< 16	16-17	18-20	21-24	25-29	30-34	35-39	40-44	45-49	50-54	55-59	>= 60	TOT.
			EMS.	EMS.	EMS.	EMS.	EMS.	EMS.	EMS.	EMS.	EMS.	EMS.	EMS.	EMS.	EMS.
INSURANCE	82	M	-	-	-	-	7.5	6.0	9.8	13.3	12.9	27.2	-	18.8	100.0
		F	-	-	-	3.4	6.5	6.0	8.6	10.6	12.9	13.8	9.7	21.3	100.0
		T	-	-	-	3.4	6.5	7.2	8.6	10.6	13.2	17.5	8.9	20.6	100.0

(%) TYPE OF EMPLOYMENT: ALL TYPES OF EMPLOYMENT

ACTIVITY	NACE	SEX	AGE (COMPLETED YEARS)												
			< 16	16-17	18-20	21-24	25-29	30-34	35-39	40-44	45-49	50-54	55-59	>= 60	TOT.
			EMS.	EMS.	EMS.	EMS.	EMS.	EMS.	EMS.	EMS.	EMS.	EMS.	EMS.	EMS.	EMS.
INSURANCE	82	M	-	1.2	5.6	13.5	19.0	11.2	9.2	7.4	7.5	9.6	6.4	8.9	100.0
		F	-	1.3	12.5	20.0	19.3	9.4	6.6	7.4	8.4	7.2	3.0	4.6	100.0
		T	-	1.3	9.7	17.4	19.2	10.1	7.6	7.4	8.0	8.2	4.4	6.4	100.0

TAB. A3

SALARIES SELON L'ACTIVITE, LE SEXE,  
L'AGE ET LE REGIME DE TRAVAIL.

REGIME DE TRAVAIL: TEMPS PLEIN

(2)

AGE (ANNEES REVOLUES)							S E X E	NACE	ACTIVITE
< 21	21 - 29	30 - 44	45 - 54	>= 55	(*)	TOT. ENS.			
0.8	32.0	27.0	16.0	15.3	0.3	100.0	M F T	02	ASSURANCES
14.0	30.0	23.3	15.4	7.2	0.1	100.0			
11.1	37.0	25.2	16.0	10.5	0.2	100.0			

REGIME DE TRAVAIL: TEMPS PARTIEL

(2)

AGE (ANNEES REVOLUES)							S E X E	NACE	ACTIVITE
< 21	21 - 29	30 - 44	45 - 54	>= 55	(*)	TOT. ENS.			
.	11.2	10.0	41.2	25.6	.	100.0	M F T	02	ASSURANCES
.	9.0	20.1	26.1	31.0	.	100.0			
.	9.0	20.3	30.7	20.5	.	100.0			

REGIME DE TRAVAIL: ENS. DES REGIMES DE TRAVAIL

(2)

AGE (ANNEES REVOLUES)							S E X E	NACE	ACTIVITE
< 21	21 - 29	30 - 44	45 - 54	>= 55	(*)	TOT. ENS.			
0.9	32.5	27.0	17.1	15.4	0.3	100.0	M F T	02	ASSURANCES
13.0	30.4	23.4	15.6	7.7	0.1	100.0			
11.0	30.0	25.2	16.2	10.0	0.2	100.0			

**TAB. A4**

**EMPLOYEES ACCORDING TO ACTIVITY, SEX,  
LENGTH OF SERVICE IN ENTERPRISE AND  
TYPE OF EMPLOYMENT**

(%)

ACTIVITY	NACE	SEX	TYPE OF EMPLOYMENT FULL-TIME					REGIME DE TRAVAIL TEMPS PLEIN			TYPE OF EMPLOYMENT PART-TIME		
			LENGTH OF SERVICE IN ENTERPRISE (COMPLETED YEARS)										
			< 2	2 - 4	5 - 9	10 - 19	>= 20	(*)	TOT. ENS.	< 2	2 - 4	5 - 9	
INSURANCE	82	M	21.0	20.6	21.8	20.8	15.5	0.4	100.0	27.5	17.4	26.6	
		F	25.2	23.3	21.5	18.5	11.2	0.4	100.0	39.7	30.6	15.7	
		T	23.5	22.2	21.6	19.4	12.9	0.4	100.0	36.3	26.9	18.7	

**TAB. A5**

**EMPLOYEES ACCORDING TO ACTIVITY, SEX,  
SYSTEM OF PAYMENT AND TYPE OF EMPLOYMENT**

(%)

ACTIVITY	NACE	SEX	TYPE OF EMPLOYMENT FULL-TIME				REGIME DE TRAVAIL TEMPS PLEIN			TYPE OF EMPLOYMENT PART-TIME			
			SYSTEM OF PAYMENT										
			PAID ON COMM.	REM. A LA COM.	NOT PAID COMM.	NON REM ON A LA COM.	(*)	TOT. ENS.	PAID ON COMM.	REM. A LA COM.	NOT PAID COMM.	NON REM ON A LA COM.	
INSURANCE	82	M	-	-	99.6	0.4	100.0	-	-	100.0			
		F	-	-	99.7	0.3	100.0	-	-	99.8			
		T	-	-	99.6	0.4	100.0	-	-	99.8			

TAB. A4

SALARIES SELON L'ACTIVITE, LE SEXE,  
L'ANCIENNETE DANS L'ENTREPRISE ET  
LE REGIME DE TRAVAIL

(%)

REGIME DE TRAVAIL		ALLTYPES		ENS. DES REGIMES						S E X E	NACE	ACTIVITE	
TEMPS PARTIEL		OF EMPLOYMENT		DE TRAVAIL									
ANCIENNETE DANS L'ENTREPRISE (ANNEES REVOLUES)													
10	>=	(*)	TOT.	<	2	5	10	>=	(*)	TOT.	M F T	82	ASSURANCES
-	20		ENS.	2	4	8	10	20		ENS.			
17.0	.	-	100.0	21.0	20.5	21.0	20.8	15.4	0.4	100.0			
0.1	.	-	100.0	25.4	23.4	21.4	18.3	11.1	0.4	100.0			
10.0	0.7	.	100.0	23.7	22.3	21.6	19.3	12.0	0.4	100.0			

TAB. A5

EMPLOYES SELON L'ACTIVITE, LE SEXE,  
LE SYSTEME DE REMUNERATION ET LE  
REGIME DE TRAVAIL

(%)

REGIME DE TRAVAIL		ALLTYPES		ENS. DES REGIMES						S E X E	NACE	ACTIVITE
TEMPS PARTIEL		OF EMPLOYMENT		DE TRAVAIL								
SYSTEME DE REMUNERATION												
(*)	TOT.	PAID	REM.	NOT	NON	(*)	TOT.					
	ENS.	ON	A LA	PAID	REM		ENS.					
		COMM.	COM.	ON	A LA							
			COM.	COMM.	COM.							
-	100.0	-			99.6	0.4	100.0	M	82	ASSURANCES		
.	100.0	-			99.7	0.3	100.0	F				
.	100.0	-			99.6	0.4	100.0	T				

TAB.A6

AGE : MEAN (M) AND COEFFICIENT OF VARIATION (CV) ACCORDING TO ACTIVITY, SEX, QUALIFICATION AND TYPE OF EMPLOYMENT

M TYPE OF EMPLOYMENT: FULL-TIME

ACTIVITY	NACE	SEX	QUALIFICATION							TOT.
			I	II	III	IV	V	VI	(*)	EMS.
INSURANCE	82	M	47.9	42.7	37.8	29.8	29.7	35.7	-	35.3
		F	-	43.0	40.3	31.2	28.4	28.5	-	31.0
		T	47.8	42.7	38.8	30.7	28.7	31.5	-	32.7

M TYPE OF EMPLOYMENT: PART-TIME

ACTIVITY	NACE	SEX	QUALIFICATION							TOT.
			I	II	III	IV	V	VI	(*)	EMS.
INSURANCE	82	M	46.6	45.9#	-	-	-	46.5#	-	45.8
		F	-	-	-	-	37.7#	46.4	-	44.9
		T	46.6	47.2#	-	44.8#	37.0	46.4	-	45.2

M TYPE OF EMPLOYMENT: ALL TYPES OF EMPLOYMENT

ACTIVITY	NACE	SEX	QUALIFICATION							TOT.
			I	II	III	IV	V	VI	(*)	EMS.
INSURANCE	82	M	47.8	42.7	37.8	29.8	29.7	35.8	-	35.4
		F	-	43.1	40.3	31.2	28.4	30.1	-	31.2
		T	47.7	42.8	38.9	30.8	28.7	32.4	-	32.8



TAB.A6

AGE : MOYENNE (M) ET COEFFICIENT  
DE VARIATION (CV) SELON L'ACTIVITE,  
LE SEXE, LA QUALIFICATION ET  
LE REGIME DE TRAVAIL

REGIME DE TRAVAIL: TEMPS PLEIN

CV

QUALIFICATION								S E X E	NACE	ACTIVITE
I	II	III	IV	V	VI	(*)	TOT. ENS.			
28.8	24.8	30.8	37.6	47.8	48.3	-	39.2	M F T	82	ASSURANCES
	25.1	27.5	37.8	42.9	48.6	-	41.5			
28.7	25.0	29.6	37.8	44.0	50.1	-	41.0			

REGIME DE TRAVAIL: TEMPS PARTIEL

CV

QUALIFICATION								S E X E	NACE	ACTIVITE
I	II	III	IV	V	VI	(*)	TOT. ENS.			
18.7	40.28			33.18	32.78	-	31.5	M F T	82	ASSURANCES
			30.28	34.7	28.4	-	28.8			
18.7	38.78		30.28	34.7	28.8	-	30.3			

REGIME DE TRAVAIL: ENS. DES REGIMES DE TRAVAIL

CV

QUALIFICATION								S E X E	NACE	ACTIVITE
I	II	III	IV	V	VI	(*)	TOT. ENS.			
28.7	25.3	30.8	37.8	47.8	48.1	-	38.3	M F T	82	ASSURANCES
	25.2	27.5	37.8	42.9	48.8	-	41.8			
28.7	25.3	28.8	37.8	44.8	48.5	-	41.1			

**TAB.A7**

**LENGTH OF SERVICE IN ENTERPRISE :  
MEAN (M) AND COEFFICIENT OF VARIATION  
(CV) ACCORDING TO ACTIVITY, SEX,  
QUALIFICATION AND TYPE OF EMPLOYMENT**

**M** TYPE OF EMPLOYMENT: FULL-TIME

ACTIVITY	NACE	SEX	QUALIFICATION							TOG. ENS.
			I	II	III	IV	V	VI	(*)	
INSURANCE	82	M	17.5	15.5	13.3	7.4	5.1	4.1	-	8.6
		F	-	19.1	17.9	8.9	5.5	3.2	-	8.0
		T	17.5	16.1	15.2	8.4	5.4	3.6	-	8.8

**M** TYPE OF EMPLOYMENT: PART-TIME

ACTIVITY	NACE	SEX	QUALIFICATION							TOG. ENS.
			I	II	III	IV	V	VI	(*)	
INSURANCE	82	M	-	-	-	-	-	-	-	-
		F	-	-	-	-	-	2.9#	-	-
		T	-	-	-	-	-	-	-	5.4#

**M** TYPE OF EMPLOYMENT: ALL TYPES OF EMPLOYMENT

ACTIVITY	NACE	SEX	QUALIFICATION							TOG. ENS.
			I	II	III	IV	V	VI	(*)	
INSURANCE	82	M	17.1	15.3	13.3	7.4	5.1	4.1	-	8.6
		F	-	19.2	17.9	8.9	5.5	3.1	-	7.9
		T	17.1	16.0	15.2	8.4	5.4	3.5	-	8.6

TAB.A7

ANCIENNETE DANS L'ENTREPRISE:  
MOYENNE (M) ET COEFFICIENT DE  
VARIATION (CV) SELON L'ACTIVITE, LE  
SEXE, LA QUALIFICATION ET LE REGIME DE TRAVAIL  
REGIME DE TRAVAIL: TEMPS PLEIN

CV

QUALIFICATION								S E X E	NACE	ACTIVITE
I	II	III	IV	V	VI	(*)	TOT. ENS.			
88.5	74.5	82.9	102.9	133.3	145.7	-	106.1	M F T	82	ASSURANCES
.	58.5	60.3	82.8	123.0	143.7	-	111.9			
88.4	72.0	73.2	86.2	125.4	146.7	-	109.9			

REGIME DE TRAVAIL: TEMPS PARTIEL

CV

QUALIFICATION								S E X E	NACE	ACTIVITE
I	II	III	IV	V	VI	(*)	TOT. ENS.			
.	.	.	.	.	135.48	-	.	M F T	82	ASSURANCES
.	.	.	.	.	.	-	141.98			
.	.	.	.	.	.	-	.			

REGIME DE TRAVAIL: ENS. DES REGIMES DE TRAVAIL

CV

QUALIFICATION								S E X E	NACE	ACTIVITE
I	II	III	IV	V	VI	(*)	TOT. ENS.			
88.7	75.3	83.0	102.0	133.3	146.6	-	106.2	M F T	82	ASSURANCES
.	60.0	60.3	82.9	123.0	143.2	-	112.5			
88.6	72.0	73.2	86.2	125.3	147.1	-	110.3			

**TAB.A8**

**EMPLOYEES ACCORDING TO ACTIVITY, SEX,  
SCHEDULED WORKING WEEK AND TYPE OF  
EMPLOYMENT**

(%)

ACTIVITY	NACE	SEX	TYPE OF EMPLOYMENT							REGIME DE TRAVAIL	
			FULL-TIME							TEMPS PLEIN	
			SCHEDULED WORKING WEEK (HOURS)								
<=36	>36	>38	40	>42	>44	>46	>48	(*)	TOT.		
<=38	<=40	<=42	<=44	<=46	<=48				ENS.		
INSURANCE	82	M	.	.	86.9	1.0	1.6	0.4	.	.	100.0
		F	.	.	95.2	0.6	4.1	-	.	.	100.0
		T	.	.	95.9	0.7	3.1	0.2	.	.	100.0

**TAB.A9**

**SCHEDULED WORKING WEEK:  
MEAN (M) AND COEFFICIENT OF VARIATION (CV)  
ACCORDING TO ACTIVITY, SEX, QUALIFICATION  
AND TYPE OF EMPLOYMENT**

M TYPE OF EMPLOYMENT: FULL-TIME

ACTIVITY	NACE	SEX	QUALIFICATION								
			I	II	III	IV	V	VI	(*)	TOT.	
											ENS.
INSURANCE	82	M	40.1	40.1	40.1	40.1	40.1	40.1	40.1	-	40.1
		F	40.1	40.1	40.1	40.1	40.2	40.3	40.3	-	40.1
		T	40.1	40.1	40.1	40.1	40.2	40.2	40.2	-	40.1

M TYPE OF EMPLOYMENT: PART-TIME

ACTIVITY	NACE	SEX	QUALIFICATION								
			I	II	III	IV	V	VI	(*)	TOT.	
											ENS.
INSURANCE	82	M	15.3#	.	.	.	.	.	16.3#	-	16.6#
		F	.	.	.	.	23.0	15.9	15.9	-	17.7
		T	15.3#	.	.	23.7#	22.6	16.0	16.0	-	17.4

TAB.A8

SALARIES SELON L ACTIVITE, LE SEXE,  
L HORAIRE HEBDOMADAIRE ET LE REGIME  
DE TRAVAIL

(x)

TYPE OF EMPLOYMENT										REGIME DE TRAVAIL	S E X E	NACE	ACTIVITE
PART-TIME										TEMPS PARTIEL			
HORAIRE HEBDOMADAIRE DU TRAVAIL (HEURES)													
<=24	>24	>26	>28	>30	>32	>34	>36	(*)	TOT.				
	<=26	<=28	<=30	<=32	<=34	<=36			ENS.				
81.0	-	-	-	7.4	-	-	-	-	100.0				
71.1	7.7	7.0	-	-	-	-	-	-	100.0				
74.1	5.0	5.0	4.6	7.0	-	5.6	-	-	100.0				
										M	02	ASSURANCES	
										F			
										T			

TAB.A9

HORAIRE HEBDOMADAIRE DE TRAVAIL :  
MOYENNE ET COEFFICIENT DE VARIATION (CV)  
SELON L ACTIVITE, LE SEXE, LA QUALIFICATION  
ET LE REGIME DE TRAVAIL

REGIME DE TRAVAIL: TEMPS PLEIN

CV

QUALIFICATION								S E X E	NACE	ACTIVITE
I	II	III	IV	V	VI	(*)	TOT.			
							ENS.			
1.2	2.1	1.5	1.5	1.0	1.4	-	1.7			
1.3	1.4	1.0	1.3	1.0	2.4	-	1.0			
1.3	2.0	1.6	1.4	1.0	2.1	-	1.7			
								M	02	ASSURANCES
								F		
								T		

REGIME DE TRAVAIL: TEMPS PARTIEL

CV

QUALIFICATION								S E X E	NACE	ACTIVITE
I	II	III	IV	V	VI	(*)	TOT.			
							ENS.			
40.30	-	-	-	-	50.30	-	40.00			
-	-	-	-	10.0	63.4	-	55.0			
40.30	-	-	20.20	21.1	62.0	-	53.0			
								M	02	ASSURANCES
								F		
								T		



Series **B**  
Série **B**

**TAB.B1**

**EMPLOYEES ACCORDING TO ACTIVITY, SEX,  
BONUSES (PERCENTAGE) AND TYPE OF  
EMPLOYMENT**

(%)

ACTIVITY	NACE	SEX	TYPE OF EMPLOYMENT FULL-TIME								REGIME DE TRAVAIL TEMPS PLEIN		TYPE OF EMPLOYMENT PART-TIME				
			% BONUSES														
			0	>0 <5	>=5 <10	>=10 <15	>=15 <20	>=20 <30	>=30 <50	>=50	TOT. (*) ENS	0	>0 <5	>=5 <10	>=10 <15	>=15 <20	
INSURANCE	82	M F T	3.3 4.2 3.8	6.0 5.6 5.7	9.6 7.9 8.6	25.8 26.4 26.2	21.2 20.1 20.6	23.2 28.9 26.6	8.2 5.1 6.4	2.5 1.8 2.1	100.0 100.0 100.0	41.3 27.0 30.8	- 5.9 5.8	17.2 19.9 19.1	- 14.4 12.9	- 15.0 12.6	

**TAB.B2**

**BONUSES PERCENTAGE:  
MEAN (M) AND COEFFICIENT OF  
VARIATION (CV) ACCORDING TO  
ACTIVITY, SEX AND SIZE OF ENTERPRISE**

M

ACTIVITY	NACE	SEX	SIZE OF ENTERPRISE (NUMBER OF EMPLOYEES)									
			10	50	100	200	500	>=1000	(*)	TOT.		
			49	99	199	499	999	1000		ENS.		
INSURANCE	82	M F T	10.5# 10.8 10.7	13.2 15.0 14.4	18.4 16.7 17.5	18.8 13.7 15.8	13.4 13.5 13.4	27.3# 26.6 26.8	- - -	21.8# 20.9 21.3		



**TAB.B1**

**SALARIES SELON L ACTIVITE, LE SEXE,  
LE POURCENTAGE DE PRIMES ET LE REGIME  
DE TRAVAIL**

(%)

REGIME DE TRAVAIL TEMPS PARTIEL		ALL TYPES OF EMPLOYMENT											S E X E	NACE	ACTIVITE
ENS. DES REGIMES DE TRAVAIL															
% PRIMES															
>=20 <30	>=30 <50	>=50	TOT. (*) ENS	0	>0 <5	>=5 <10	>=10 <15	>=15 <20	>=20 <30	>=30 <50	>=50	TOT. (*) ENS			
12.0	.	.	100.0	3.7	6.0	9.7	25.7	21.1	23.0	8.2	2.5	100.0	M	02	ASSURANCES
0.8	.	.	100.0	4.2	5.7	8.8	26.0	20.5	26.3	6.3	2.1	100.0	F		
													T		

**TAB.B2**

**POURCENTAGE DE PRIMES:  
MOYENNE (M) ET COEFFICIENT DE  
VARIATION (CV) SELON L ACTIVITE,  
LE SEXE ET LA TAILLE DE L ENTREPRISE**

CV

TAILLE ENTREPRISE (NOMBRE DE SALARIES)								S E X E	NACE	ACTIVITE
10	50	100	200	500	>=1000	(*)	TOT. ENS.			
40	80	100	400	900						
72.40	61.8	40.1	104.0	71.0	625.00	-	575.20	M	02	ASSURANCES
88.2	53.5	39.3	87.0	57.0	487.7	-	387.5	F		
77.0	56.4	39.6	100.0	64.2	507.0	-	475.9	T		

**TAB.B3**

**BONUSES PERCENTAGE:  
MEAN (M) AND COEFFICIENT OF VARIATION (CV)  
ACCORDING TO ACTIVITY, SEX,  
QUALIFICATION AND TYPE OF EMPLOYMENT**

M TYPE OF EMPLOYMENT: FULL-TIME

ACTIVITY	NACE	SEX	QUALIFICATION							TOG. ENS.
			I	II	III	IV	V	VI	(*)	
INSURANCE	82	M	20.6#	18.2	17.7	18.0	.	22.8#	-	21.9#
		F	.	15.4	18.0	20.3#	24.9	15.4	-	21.1
		T	19.9#	17.8	17.8	19.5#	27.2#	18.5	-	21.4

M TYPE OF EMPLOYMENT: PART-TIME

ACTIVITY	NACE	SEX	QUALIFICATION							TOG. ENS.
			I	II	III	IV	V	VI	(*)	
INSURANCE	82	M	.	.	.	.	.	.	-	11.8#
		F	.	.	.	.	.	10.2#	-	11.0#
		T	.	.	.	.	.	10.1#	-	11.0#

M ALL TYPES OF EMPLOYMENT

ACTIVITY	NACE	SEX	QUALIFICATION							TOG. ENS.
			I	II	III	IV	V	VI	(*)	
INSURANCE	82	M	19.5#	18.1	17.7	18.0	.	22.6#	-	21.8#
		F	.	15.5	18.0	20.3#	24.8	14.9	-	20.9
		T	18.9#	17.6	17.8	19.6#	27.1#	18.0	-	21.3

**TAB.B3**

POURCENTAGE DE PRIMES:  
MOYENNE (M) ET COEFFICIENT DE VARIATION (CV)  
SELON L'ACTIVITE, LE SEXE,  
LA QUALIFICATION ET LE REGIME DE TRAVAIL  
REGIME DE TRAVAIL: TEMPS PLEIN

CV

QUALIFICATION								SEXE	NACE	ACTIVITE
I	II	III	IV	V	VI	(*)	TOT. ENS.			
105.10	88.9	88.5	86.2	-	325.40	-	574.60	M	02	ASSURANCES
107.70	88.9	88.4	489.40	307.0	561.20	-	475.9	F		
								T		

REGIME DE TRAVAIL: TEMPS PARTIEL

CV

QUALIFICATION								SEXE	NACE	ACTIVITE
I	II	III	IV	V	VI	(*)	TOT. ENS.			
-	-	-	-	-	132.00	-	114.40	M	02	ASSURANCES
-	-	-	-	-	129.40	-	123.10	F		
								T		

ENS. DES REGIMES DE TRAVAIL

CV

QUALIFICATION								SEXE	NACE	ACTIVITE
I	II	III	IV	V	VI	(*)	TOT. ENS.			
100.00	88.7	88.7	86.6	-	326.20	-	575.20	M	02	ASSURANCES
112.20	87.4	88.2	573.00	300.0	90.1	-	387.5	F		
	87.5	88.5	480.50	500.00	265.4	-	475.9	T		



**Series**  
**Série C**

**TAB.C1**

GROSS MONTHLY PAY(CORRECTED) OF  
 FULL-TIME EMPLOYEES :  
 MEAN(M) AND COEFFICIENT OF VARIATION  
 (CV) ACCORDING TO ACTIVITY,SEX AND  
 QUALIFICATION

M

ACTIVITY	NACE	SEX	QUALIFICATION							TOG. ENS.
			I	II	III	IV	V	VI	(*)	
INSURANCE	82	M	10698	5821	3955	2635	2200	1818	-	3577
		F		4835	3659	2478	2091	1720	-	2417
		T	10475	5654	3830	2530	2117	1801	-	2888

**TAB.C2**

INDEX OF MEAN GROSS  
 MONTHLY PAY (CORRECTED) OF  
 FULL-TIME EMPLOYEES  
 ACCORDING TO ACTIVITY,SEX  
 AND QUALIFICATION

( PAY OF ALL FULL-TIME EES. = 100 )

INDICE DE LA REMUNERATION  
 MENSUELLE BRUTE CORRIGEE MOYENNE  
 DES SALAIRES A TEMPS PLEIN  
 SELON L ACTIVITE, LE SEXE  
 ET LA QUALIFICATION

( REM. DE L ENS. DES SAL. A TEMPS PLEIN = 100 )

ACTIVITY	NACE	SEX	QUALIFICATION							TOG. ENS.
			I	II	III	IV	V	VI	(*)	
INSURANCE	82	M	299.1	162.7	110.6	73.7	61.5	53.6	-	100.0
		F		200.0	151.4	102.5	86.5	71.2	-	100.0
		T	362.7	195.8	132.6	87.6	73.3	62.4	-	100.0

**TAB.C1**

RENUNERATION MENSUELLE BRUTE  
CORRIGEE DES SALAIRES A PLEIN TEMPS:  
MOYENNE(M) ET COEFFICIENT DE  
VARIATION(CV) SELON L ACTIVITE,  
LE SEXE ET LA QUALIFICATION

CV

QUALIFICATION								S E X E	NACE	ACTIVITE
I	II	III	IV	V	VI	(*)	TOT. ENS.			
30.2	32.5	27.2	26.2	32.5	28.4	-	62.5	M	82	ASSURANCES
30.7	33.0	27.0	26.7	35.5	24.7	-	41.7	F		
							50.6	T		

**TAB.C2**

INDEX OF MEAN GROSS  
MONTHLY PAY (CORRECTED) OF  
FULL-TIME FEMALE EMPLOYEES  
ACCORDING TO ACTIVITY  
AND QUALIFICATION  
( PAY OF FULL-TIME MALE = 100 )

INDICE DE LA RENUNERATION  
MENSUELLE BRUTE CORRIGEE MOYENNE  
DES SALAIRES FEMININS A TEMPS PLEIN  
SELON L ACTIVITE  
ET LA QUALIFICATION  
( REM. DES SAL. MASC. A TEMPS PLEIN = 100 )

QUALIFICATION								S E X E	NACE	ACTIVITE
I	II	III	IV	V	VI	(*)	TOT. ENS.			
100.0	100.0	100.0	100.0	100.0	100.0	-	100.0	M	82	ASSURANCES
	83.1	92.5	94.0	95.0	89.7		67.6	F		

**TAB.C3**

GROSS ANNUAL PAY OF FULL-TIME  
EMPLOYEES :  
MEAN(M) AND COEFFICIENT OF VARIATION  
(CV) ACCORDING TO ACTIVITY,SEX AND  
QUALIFICATION

ACTIVITY	RACE	SEX	QUALIFICATION							TOG. ENS.
			I	II	III	IV	V	VI	(*)	
INSURANCE	82	M	127807	68846	46516	30080	24659	22388	-	43195
		F		55855	41264	27393	23092	19779	-	27496
		T	125394	66634	44259	28264	23451	20854	-	33917

**TAB.C4**

INDEX OF MEAN GROSS  
ANNUAL PAY OF FULL-TIME  
EMPLOYEES  
ACCORDING TO ACTIVITY,SEX  
AND QUALIFICATION

( PAY OF ALL FULL-TIME EES. = 100 )

INDICE DE LA REMUNERATION  
ANNUELLE BRUTE MOYENNE DES  
SALARIES A TEMPS PLEIN  
SELON L ACTIVITE,LE SEXE  
ET LA QUALIFICATION

( REM. DE L ENS. DES SAL. A TEMPS PLEIN = 100 )

ACTIVITY	RACE	SEX	QUALIFICATION							TOG. ENS.
			I	II	III	IV	V	VI	(*)	
INSURANCE	82	M	296.1	159.4	107.7	69.6	57.1	51.8	-	100.0
		F		203.1	150.1	98.6	84.0	71.9	-	100.0
		T	369.7	196.5	130.5	83.3	69.1	61.5	-	100.0



**TAB.C3**

REMUNERATION ANNUELLE BRUTE  
DES SALARIES A TEMPS PLEIN:  
MOYENNE(M) ET COEFFICIENT DE  
VARIATION(CV) SELON L'ACTIVITE,  
LE SEXE ET LA QUALIFICATION

CV

QUALIFICATION								SEXE	NACE	ACTIVITE
I	II	III	IV	V	VI	(*)	TOT. ENS.			
37.6	32.6	25.8	23.8	24.8	23.7	-	62.8	M F T	82	ASSURANCES
38.8	33.3	26.8	22.7	21.5	21.8	-	38.0 60.8			

**TAB.C4**

INDEX OF MEAN GROSS  
ANNUAL PAY OF FULL-TIME  
FEMALE EMPLOYEES  
ACCORDING TO ACTIVITY  
AND QUALIFICATION

( PAY OF FULL-TIME MALE = 100 )

INDICE DE LA REMUNERATION  
ANNUELLE BRUTE MOYENNE DES  
SALARIES FEMININS A TEMPS PLEIN  
SELON L'ACTIVITE  
ET LA QUALIFICATION

( REM. DES SAL. MASC. A TEMPS PLEIN = 100 )

QUALIFICATION								SEXE	NACE	ACTIVITE
I	II	III	IV	V	VI	(*)	TOT. ENS.			
100.0	100.0	100.0	100.0	100.0	100.0	-	100.0	M F	82	ASSURANCES
	81.1	88.7	91.1	93.6	88.3	-	83.7			

TAB.C5

FULL-TIME EMPLOYEES ACCORDING TO GROSS MONTHLY PAY (CORRECTED), BY ACTIVITY, SEX AND QUALIFICATION

( % )

ACTIVITY	NACE	QUALIFICATION	SEX	GROSS MONTHLY PAY (CORRECTED)															
				(NAT. CURRENCY - UNITS)															
				< 1250	1250 1499	1500 1749	1750 1999	2000 2249	2250 2499	2500 2749	2750 2999	3000 3249	3250 3499	3500 3749	3750 3999	4000 4249	4250 4499		
INSURANCE	82	I	M	-	-	-	-	-	-	-	-	-	-	-	-	1.3	2.0	-	
			F	-	-	-	-	-	-	-	-	-	-	-	-	-	-	-	-
			II	M	-	-	-	-	-	0.5	0.6	1.1	2.7	4.6	3.5	3.5	4.1	4.9	-
			F	-	-	-	-	-	-	1.2	3.1	6.1	7.7	10.6	7.2	6.2	7.9	-	-
			III	M	-	-	0.2	0.4	1.4	3.0	5.5	7.3	10.2	10.4	10.5	10.0	7.4	6.3	-
			F	-	-	-	1.0	2.6	5.2	7.7	12.1	11.7	11.7	11.2	6.2	7.1	5.1	-	-
			IV	M	0.3	0.3	4.0	11.8	15.8	17.0	15.0	12.4	7.4	5.4	3.2	2.3	1.8	1.2	-
			F	-	-	0.1	0.7	1.9	3.9	6.4	9.3	10.9	11.0	10.8	8.4	7.3	5.8	-	-
			V	M	0.1	0.6	5.0	15.8	19.9	16.6	12.7	9.4	6.5	3.9	3.5	1.9	1.4	0.7	-
			F	0.8	3.6	21.1	24.3	15.2	11.4	8.4	4.4	2.5	3.3	1.5	1.4	0.2	0.9	-	-
			VI	M	0.3	5.4	20.6	28.9	18.6	11.7	6.5	2.9	1.7	1.6	0.9	0.4	0.2	0.1	-
			F	0.4	5.0	20.7	27.8	17.3	11.6	6.9	3.2	1.9	2.0	1.1	0.7	0.2	0.3	-	-
			T	M	1.1	15.4	29.0	21.1	13.9	10.1	3.8	1.9	1.1	1.0	0.6	0.3	-	-	-
			F	1.9	25.8	33.0	22.3	10.2	4.1	1.7	0.3	0.3	0.1	0.2	0.1	-	-	-	-
			T	M	1.6	21.5	31.4	21.8	11.7	6.5	2.6	1.0	0.6	0.5	0.4	0.2	-	-	-
			F	0.4	2.9	8.9	10.3	8.7	8.2	6.9	5.8	5.2	5.2	4.2	3.8	3.0	2.8	-	-
			T	M	0.4	5.9	14.6	20.5	15.9	11.1	7.4	5.2	4.1	3.2	3.1	1.6	1.5	1.0	-
			F	0.4	4.7	12.3	16.3	13.6	9.9	7.2	5.5	4.6	4.0	3.5	2.5	2.1	1.7	-	-

TAB.C6

FULL-TIME EMPLOYEES ACCORDING TO GROSS ANNUAL PAY, BY ACTIVITY, SEX AND QUALIFICATION

( % )

ACTIVITY	NACE	QUALIFICATION	SEX	GROSS ANNUAL PAY															
				(NAT. CURRENCY - THOUSANDS OF UNITS)															
				< 15	>=15 <18	>=18 <21	>=21 <24	>=24 <27	>=27 <30	>=30 <33	>=33 <36	>=36 <39	>=39 <42	>=42 <45	>=45 <48	>=48 <51	>=51 <54		
INSURANCE	82	I	M	-	-	-	-	-	-	-	-	-	-	-	-	1.4	1.4	-	
			F	-	-	-	-	-	-	-	-	-	-	-	-	-	-	-	-
			II	M	-	-	-	-	-	0.2	0.8	1.3	2.6	4.6	3.6	4.4	4.5	4.6	-
			F	-	-	-	-	-	1.0	2.6	4.0	5.8	7.8	8.6	9.4	11.2	5.0	-	-
			III	M	-	-	-	-	-	0.4	1.1	2.0	3.2	5.2	4.5	5.3	5.6	4.6	-
			F	-	0.2	0.4	0.7	0.7	3.5	5.8	8.9	10.3	10.4	10.3	8.3	7.6	6.8	-	-
			IV	M	0.2	0.2	0.2	1.9	3.7	7.3	9.4	11.0	12.6	12.1	9.5	8.4	6.6	5.5	-
			F	0.3	1.5	5.4	13.1	16.9	18.6	15.1	12.1	7.6	4.1	2.6	1.8	0.3	0.4	-	-
			V	M	0.3	1.3	8.2	18.0	22.4	17.4	12.8	9.5	5.6	3.5	1.5	0.8	0.1	0.2	-
			F	1.2	8.0	22.2	23.3	15.1	13.6	7.3	4.1	2.3	1.4	0.7	0.3	0.3	-	-	-
			VI	M	1.1	9.5	25.0	29.7	15.9	10.5	5.1	2.0	0.8	0.4	0.1	-	-	-	-
			F	1.1	9.1	24.3	28.2	15.7	11.2	5.6	2.5	1.1	0.7	0.2	0.1	0.1	-	-	-
			T	M	2.8	16.1	27.7	25.0	13.1	7.9	2.7	1.9	1.3	0.4	0.5	0.2	-	-	-
			F	5.5	25.7	38.1	19.4	7.3	2.8	0.9	0.1	-	-	-	-	-	-	-	-
			T	M	4.4	21.8	33.8	21.7	9.7	4.9	1.6	0.8	0.2	0.2	0.1	-	-	-	-
			F	0.6	3.5	8.2	10.1	8.2	8.5	6.7	6.3	5.4	4.7	4.1	3.7	3.0	2.7	-	-
			T	M	1.2	7.1	17.3	20.8	15.1	11.1	7.3	5.1	3.7	3.0	1.8	1.5	1.2	0.9	-
			F	0.9	5.6	13.6	16.4	12.3	10.0	7.1	5.6	4.4	3.7	2.7	2.4	1.8	1.6	-	-

TAB.C5

SALARIES A TEMPS PLEIN SELON LA  
REMUNERATION MENSUELLE BRUTE (CORRIGEE)  
PAR ACTIVITE, SEXE ET QUALIFICATION

( 3 )

REMUNERATION MENSUELLE BRUTE CORRIGEE (UNITES MONETAIRES NAT.)														SEXE	QUALIFICATION	MACE	ACTIVITE
4500	4750	5000	5250	5500	5750	6000	6250	6500	6750	7000	7250	>=	ENS.				
4740	4980	5240	5480	5740	5990	6240	6490	6740	6990	7240	7490	7500	TOG.				
-	-	-	1.4	1.3	3.3	0.8	2.0	1.3	2.4	2.3	2.2	70.0	100.0	M	I	02	ASSURANCES
-	-	-	-	-	-	-	-	-	-	-	-	5.3	100.0	F	I		
5.0	5.6	4.7	2.0	1.2	3.0	0.7	2.6	1.3	2.3	2.2	2.1	76.2	100.0	M	II		
0.0	4.7	3.7	5.6	0.1	5.3	6.1	5.3	3.0	4.2	3.0	2.5	16.5	100.0	F	II		
5.0	5.5	4.6	5.7	0.2	4.0	5.6	4.7	3.0	4.0	2.8	2.4	14.6	100.0	M	III		
5.3	4.8	4.5	3.0	2.0	1.6	1.3	1.0	0.9	0.7	0.2	0.2	0.3	100.0	F	III		
3.0	3.3	2.5	1.0	2.5	2.3	0.5	0.3	0.4	0.4	0.2	-	0.3	100.0	M	IV		
4.7	4.1	3.6	3.0	2.7	1.0	1.0	0.7	0.7	0.5	0.2	0.1	0.3	100.0	F	IV		
0.6	0.5	0.6	0.2	0.2	-	-	-	-	-	-	-	-	100.0	M	V		
1.0	0.5	0.1	0.1	0.1	-	-	-	-	-	-	-	-	100.0	F	V		
0.0	0.5	0.3	0.1	0.1	-	-	-	-	-	-	-	-	100.0	M	VI		
0.2	0.2	-	-	0.2	-	-	-	-	-	-	-	0.2	100.0	F	VI		
0.1	0.2	0.1	0.1	0.2	0.2	-	-	-	-	-	-	0.1	100.0	M	VII		
0.1	0.2	0.0	0.1	0.2	0.1	-	-	-	-	-	-	0.1	100.0	F	VII		
-	-	-	-	-	-	-	-	-	-	-	-	-	100.0	M	VIII		
-	-	-	-	-	-	-	-	-	-	-	-	-	100.0	F	VIII		
2.5	2.3	2.1	2.0	1.0	1.5	1.5	1.3	1.0	1.0	0.7	0.6	5.6	100.0	M	T		
1.6	0.7	0.4	0.5	0.6	0.4	0.1	0.1	0.1	0.1	0.1	0.1	0.2	100.0	F	T		
1.6	1.4	1.1	1.1	1.1	0.0	0.7	0.6	0.5	0.5	0.3	0.3	2.4	100.0	F	T		

TAB.C6

SALARIES A TEMPS PLEIN SELON LA  
REMUNERATION ANNUELLE BRUTE  
PAR ACTIVITE, SEXE ET QUALIFICATION

( 2 )

REMUNERATION ANNUELLE BRUTE (MILLIERS D UNITES MONETAIRES NAT.)													SEXE	QUALIFICATION	MACE	ACTIVITE	
>=54 <57	>=57 <60	>=60 <63	>=63 <66	>=66 <69	>=72 <75	>=75 <78	>=78 <81	>=81 <84	>=84 <87	>=87 <90	>=90	ENS.					
												TOG.					
-	-	-	-	2.1	-	2.1	2.4	1.5	1.1	2.1	2.2	81.0	100.0	M	I	02	ASSURANCES
-	-	-	-	31.7	-	-	-	-	-	-	-	5.3	100.0	F	I		
4.0	5.2	0.0	5.3	0.4	6.1	5.5	3.0	3.3	3.2	3.3	3.2	15.0	100.0	M	II		
3.7	5.3	0.0	5.3	3.7	4.0	1.0	3.1	3.5	1.0	1.7	1.0	3.1	100.0	F	II		
4.7	5.2	0.7	5.3	5.0	5.0	4.0	3.6	3.3	2.0	3.0	2.0	13.7	100.0	M	III		
5.7	5.3	4.1	3.6	2.2	1.4	1.2	0.0	0.3	0.5	0.3	0.2	-	100.0	F	III		
3.2	1.7	2.2	1.6	1.0	0.3	0.4	0.5	0.1	-	-	-	-	100.0	M	IV		
4.7	3.0	3.3	2.7	1.7	0.9	0.0	0.0	0.2	0.3	0.2	0.1	0.1	100.0	F	IV		
0.4	0.2	0.2	0.2	-	-	-	-	-	-	-	-	-	100.0	M	V		
0.1	-	-	-	-	-	-	-	-	-	-	-	-	100.0	F	V		
0.2	0.1	0.1	0.1	-	-	-	-	-	-	-	-	-	100.0	M	VI		
-	-	-	-	-	-	-	-	-	-	-	-	-	100.0	F	VI		
-	-	-	-	-	-	-	-	-	-	-	-	-	100.0	M	VII		
-	-	-	-	-	-	-	-	-	-	-	-	-	100.0	F	VII		
-	-	-	-	-	-	-	-	-	-	-	-	-	100.0	M	VIII		
-	-	-	-	-	-	-	-	-	-	-	-	-	100.0	F	VIII		
2.5	2.4	2.5	2.0	1.0	1.0	1.5	1.0	0.0	0.0	0.0	0.0	5.6	100.0	M	T		
0.0	0.4	0.5	0.4	0.3	0.2	0.1	0.2	0.1	0.1	0.1	0.1	0.1	100.0	F	T		
1.3	1.2	1.3	1.0	0.0	0.7	0.7	0.5	0.4	0.4	0.4	0.3	2.5	100.0	F	T		

TAB.C7

QUANTILES OF DISTRIBUTION  
OF FULL-TIME EMPLOYEES ACCORDING TO  
GROSS MONTHLY PAY CORRECTED  
BY ACTIVITY, SEX AND QUALIFICATION

QUANTILES DE LA DISTRIBUTION  
DES SALAIRES A TEMPS PLEIN SELON LA  
REMUNERATION MENSUELLE BRUTE CORRIGEE  
PAR ACTIVITE, SEXE ET QUALIFICATION

ACTIVITY	NACE	Q U A L I F I C A T I O N	S E X	QUANTILES				
				Q(0,10)	Q(0,25)	Q(0,50)	Q(0,75)	Q(0,90)
INSURANCE	82	I	M	5961	7758	10144	12758	15853
			F	5791	7473	9946	12696	15805
		II	M	3544	4477	5620	6823	8355
			F	3232	3662	4500	5634	6884
		III	M	3458	4287	5448	6669	8125
			F	2729	3178	3778	4613	5436
		IV	M	2539	2925	3457	4196	5131
			F	2632	3061	3635	4439	5345
		V	M	1865	2137	2515	2970	3547
			F	1803	2012	2312	2784	3422
		VI	M	1819	2045	2380	2865	3471
			F	1566	1744	2004	2471	3084
		T	M	1552	1734	1955	2288	2898
			F	1555	1736	1965	2331	2768
			M	1395	1574	1804	2152	2487
			F	1328	1474	1669	1910	2171
			M	1348	1515	1714	1985	2327
			F	1689	2072	2907	4375	6235
			M	1562	1800	2135	2722	3628
			F	1600	1867	2333	3318	4861

TAB.C7

QUANTILES OF DISTRIBUTION  
OF FULL-TIME EMPLOYEES ACCORDING TO  
GROSS ANNUAL PAY  
BY ACTIVITY, SEX AND QUALIFICATION

QUANTILES DE LA DISTRIBUTION  
DES SALAIRES A TEMPS PLEIN SELON LA  
REMUNERATION ANNUELLE BRUTE  
PAR ACTIVITE, SEXE ET QUALIFICATION

QUANTILES					SEX	QUALIFICATION	RACE	ACTIVITE
Q(0.10)	Q(0.25)	Q(0.50)	Q(0.75)	Q(0.90)				
75200	94730	122007	161314	210359	M	I	02	ASSURANCES
72120	93057	120007	155304	217555	F	I		
42000	52600	66202	81506	87707	M	II		
37233	43311	50072	65500	79502	F	II		
40001	49776	63026	78025	95571	M	III		
32403	37483	44730	54207	63203	F	III		
20545	33571	39000	47404	55347	M	IV		
30500	35724	42500	51320	60072	F	IV		
21003	24004	29102	34204	39000	M	V		
20017	23035	26470	31005	35716	F	V		
21053	23557	27301	32106	37055	M	VI		
10110	20140	23300	28102	32742	F	VI		
17010	18734	22400	25045	28540	M	T		
17920	19010	22630	26331	30107	F	T		
10330	10655	21401	24705	28073	M	T		
15520	17200	19474	21009	24400	F	T		
15700	17035	20112	23070	26550	M	T		
20101	24000	35030	53242	74020	F	T		
10203	20005	24700	30000	40203	M	T		
10700	21000	27352	30347	57733	F	T		

**TAB.C8**

GROSS MONTHLY PAY(CORRECTED) OF  
PART-TIME EMPLOYEES :  
MEAN(M) AND COEFFICIENT OF VARIATION  
(CV) ACCORDING TO ACTIVITY,SEX AND  
QUALIFICATION

M

ACTIVITY	NACE	SEX	QUALIFICATION							TOG. ENS.
			I	II	III	IV	V	VI	(*)	
INSURANCE	82	M F T	-	-	-	-	1134#	673	-	2073#
			-	-	-	-	1134#	668	-	1181#

**TAB.C9**

INDEX OF MEAN GROSS  
MONTHLY PAY (CORRECTED) OF  
PART-TIME EMPLOYEES  
ACCORDING TO ACTIVITY,SEX  
AND QUALIFICATION

( PAY OF ALL FULL-TIME EES. = 100 )

INDICE DE LA REMUNERATION  
MENSUELLE BRUTE CORRIGEE  
DES SALAIRES A TEMPS PARTIEL  
SELON L ACTIVITE,LE SEXE  
ET LA QUALIFICATION

( REM. DE L ENS. DES SAL. A TEMPS PLEIN = 100 )

ACTIVITY	NACE	SEX	QUALIFICATION							TOG. ENS.
			I	II	III	IV	V	VI	(*)	
INSURANCE	82	M F T	-	-	-	-	127.5#	75.6	-	100.0#
			-	-	-	-	96.0#	56.6	-	100.0#

TAB.C8

REMUNERATION MENSUELLE BRUTE  
CORRIGEE DES SALAIRES A TEMPS PARTIEL  
MOYENNE (M) ET COEFFICIENT DE  
VARIATION(CV) SELON L ACTIVITE,  
LE SEXE ET LA QUALIFICATION

CV

QUALIFICATION								S E X E	NACE	ACTIVITE
I	II	III	IV	V	VI	(*)	100. ENS.			
.	.	.	.	34.48	82.8	-	71.58	M	82	ASSURANCES
.	.	.	.	33.48	84.2	-	79.48	F		
.	.	.	.				91.88	T		

TAB.C9

INDEX OF MEAN GROSS  
MONTHLY PAY (CORRECTED) OF  
PART-TIME FEMALE EMPLOYEES  
ACCORDING TO ACTIVITY  
AND QUALIFICATION

( PAY OF FULL-TIME MALE = 100 )

INDICE DE LA REMUNERATION  
MENSUELLE BRUTE CORRIGEE  
DES SALAIRES FEMININS A TEMPS PARTIEL  
SELON L ACTIVITE  
ET LA QUALIFICATION

( REM. DES SAL. MASC. A TEMPS PLEIN = 100 )

QUALIFICATION								S E X E	NACE	ACTIVITE
I	II	III	IV	V	VI	(*)	100. ENS.			
100.00	.	.	.	100.48	105.8	-	100.08	M	82	ASSURANCES
.	.	.	.				42.98	F		

**TAB.C10**

GROSS ANNUAL PAY OF PART-TIME  
EMPLOYEES :  
MEAN(M) AND COEFFICIENT OF VARIATION  
(CV) ACCORDING TO ACTIVITY,SEX AND  
QUALIFICATION

M

ACTIVITY	NACE	SEX	QUALIFICATION							TOG. ENS.
			I	II	III	IV	V	VI	(*)	
INSURANCE	82	M F T	.	.	.	.	12682	8313#	-	27443#
			.	.	.	.	12672	8323#	-	15032#

**TAB.C11**

INDEX OF MEAN GROSS  
ANNUAL PAY OF PART-TIME  
EMPLOYEES  
ACCORDING TO ACTIVITY,SEX  
AND QUALIFICATION

( PAY OF ALL FULL-TIME EES. = 100 )

INDICE DE LA REMUNERATION  
ANNUELLE BRUTE MOYENNE DES  
SALARIES A TEMPS PARTIEL  
SELOM L ACTIVITE,LE SEXE  
ET LA QUALIFICATION

( REM. DE L ENS. DES SAL. A TEMPS PLEIN = 100 )

ACTIVITY	NACE	SEX	QUALIFICATION							TOG. ENS.
			I	II	III	IV	V	VI	(*)	
INSURANCE	82	M F T	.	.	.	.	114.2	74.9#	-	100.0#
			.	.	.	.	80.0	52.6#	-	100.0#



**TAB.C10**

REMUNERATION ANNUELLE BRUTE  
DES SALARIES A TEMPS PARTIEL  
MOYENNE(M) ET COEFFICIENT DE  
VARIATION(CV) SELON L ACTIVITE,  
LE SEXE ET LA QUALIFICATION

CV

QUALIFICATION								S E X E	NACE	ACTIVITE
I	II	III	IV	V	VI	(*)	TOT. ENS.			
.	.	.	.	27.1	63.28	-	59.88	M	02	ASSURANCES
.	.	.	.	26.4	62.00	-	77.88	F		
.	.	.	.				66.28	T		

**TAB.C11**

INDEX OF MEAN GROSS  
ANNUAL PAY OF PART-TIME  
FEMALE EMPLOYEES  
ACCORDING TO ACTIVITY  
AND QUALIFICATION

( PAY OF FULL-TIME MALE = 100 )

INDICE DE LA REMUNERATION  
ANNUELLE BRUTE MOYENNE DES  
SALARIES FEMININS A TEMPS PARTIEL  
SELON L ACTIVITE  
ET LA QUALIFICATION

( REM. DES SAL. MASC. A TEMPS PLEIN = 100 )

QUALIFICATION								S E X E	NACE	ACTIVITE
I	II	III	IV	V	VI	(*)	TOT. ENS.			
100.00	.	.	.	101.5	88.00	-	100.00	M	02	ASSURANCES
.	.	.	.				48.50	F		



**Series**  
**Série D**

TAB.D1

EMPLOYEES ACCORDING TO ACTIVITY, SEX, QUALIFICATION, SIZE OF ENTERPRISE AND TYPE OF EMPLOYMENT

( % )

ACTIVITY	NACE	O U A L I F I C A T I O N	S E X	TYPE OF EMPLOYMENT				REGIME DE TRAVAIL				TYPE OF EMPLOYMENT						
				FULL-TIME				TEMPS-PLEIN				PART-TIME						
				SIZE OF ENTERPRISE (NUMBER OF EMPLOYEES)														
10	50	100	200	500	>=	T06.	10	50	100	200	10	50	100	200				
-	-	-	-	-	-	(*)	-	-	-	-	-	-	-	-				
49	99	199	499	999	1000		ENS.	49	99	199	499	49	99	199	499			
INSURANCE	82	I	M	8.1	9.3	15.3	20.3	21.3	25.7	-	100.0	90.9	-	-	-	-		
			F	-	-	-	-	-	-	-	-	-	-	-	-	-	-	
			T	7.7	8.9	15.3	21.9	21.0	25.2	-	100.0	90.9	-	-	-	-	-	
			II	M	3.1	8.1	7.7	17.5	20.7	43.0	-	100.0	-	-	-	-	-	-
				F	9.0	11.4	6.9	20.8	19.1	32.8	-	100.0	-	-	-	-	-	-
				T	4.1	8.7	7.5	18.0	20.4	41.2	-	100.0	-	-	-	-	-	-
			III	M	1.4	2.6	7.9	11.1	24.0	52.9	-	100.0	-	-	-	-	-	-
				F	2.9	5.4	3.3	12.9	18.4	57.1	-	100.0	-	-	-	-	-	-
				T	2.0	3.8	6.0	11.9	21.6	54.7	-	100.0	-	-	-	-	-	-
			IV	M	1.7	3.5	4.9	10.8	19.1	60.0	-	100.0	-	-	-	-	-	-
				F	2.8	4.5	2.4	7.5	21.7	61.1	-	100.0	-	-	-	-	-	-
				T	2.4	4.2	3.3	8.6	20.8	60.8	-	100.0	-	-	-	-	-	-
			V	M	2.3	3.6	6.1	11.6	13.4	63.0	-	100.0	-	-	-	-	-	-
				F	3.1	5.0	5.6	13.1	16.5	56.6	-	100.0	-	-	-	-	-	-
				T	2.9	4.7	5.7	12.8	15.8	58.1	-	100.0	-	-	-	-	-	-
			VI	M	-	2.6	6.2	14.0	25.0	51.4	-	100.0	-	-	-	-	-	-
				F	3.5	8.3	10.3	15.8	17.7	44.3	-	100.0	-	15.8	10.4	16.0	-	-
				T	2.4	5.9	8.6	15.1	20.7	47.3	-	100.0	-	15.9	9.6	16.4	-	-
			T	M	2.1	4.2	6.8	13.0	20.3	53.6	-	100.0	36.8	12.7	-	-	-	-
				F	3.2	5.5	5.1	12.0	18.6	55.7	-	100.0	7.7	16.0	10.5	13.3	-	-
				T	2.7	5.0	5.8	12.4	19.3	54.8	-	100.0	15.7	15.1	7.9	12.1	-	-

TAB.D2

EMPLOYEES ACCORDING TO ACTIVITY, SEX, QUALIFICATION, AGE AND TYPE OF EMPLOYMENT

( % )

ACTIVITY	NACE	O U A L I F I C A T I O N	S E X	TYPE OF EMPLOYMENT				REGIME DE TRAVAIL				TYPE OF EMPLOYMENT					
				FULL-TIME				TEMPS-PLEIN				PART-TIME					
				AGE (COMPLETED YEARS)													
<	21	30	45	>=	(*)	T06.	<	21	30	45	<	21	30	45			
21	29	44	54	55		ENS.	21	29	44	54	21	29	44	54			
INSURANCE	82	I	M	-	-	26.4	39.6	32.0	-	100.0	-	-	-	-	62.1		
			F	-	-	-	-	-	-	-	-	-	-	-	-	-	
			T	-	-	27.0	39.7	31.3	-	100.0	-	-	-	-	-	62.1	
			II	M	-	7.8	42.7	29.8	19.4	-	100.0	-	-	-	-	-	-
				F	-	8.1	39.3	32.2	20.3	-	100.0	-	-	-	-	-	-
				T	-	7.9	42.2	30.2	19.6	-	100.0	-	-	-	-	-	-
			III	M	-	23.8	42.0	20.9	13.3	-	100.0	-	-	-	-	-	-
				F	-	15.0	40.7	30.7	13.4	-	100.0	-	-	-	-	-	-
				T	-	20.1	41.4	25.1	13.4	-	100.0	-	-	-	-	-	-
			IV	M	3.3	57.6	23.2	9.3	6.5	-	100.0	-	-	-	-	-	-
				F	6.9	45.5	26.8	14.9	5.9	-	100.0	-	-	-	-	-	-
				T	5.7	49.5	25.6	13.1	6.1	-	100.0	-	-	-	-	-	-
			V	M	14.8	49.0	15.0	8.6	12.0	-	100.0	-	-	-	-	-	-
				F	18.8	46.1	18.1	11.3	5.5	-	100.0	-	-	44.9	-	-	-
				T	17.8	46.8	17.3	10.7	7.1	0.3	100.0	-	-	41.7	-	-	-
			VI	M	22.4	24.8	12.5	12.3	27.2	0.7	100.0	-	-	-	-	-	-
				F	29.4	35.2	14.3	12.8	7.9	-	100.0	-	-	8.4	27.5	27.8	-
				T	26.5	30.9	13.5	12.6	15.9	0.5	100.0	-	-	8.1	25.6	27.5	-
			T	M	6.9	32.8	27.9	16.9	15.3	0.3	100.0	-	-	19.0	41.2	-	-
				F	14.0	39.9	23.3	15.4	7.2	0.1	100.0	-	-	11.2	29.1	26.7	-
				T	11.1	37.0	25.2	16.0	10.5	0.2	100.0	-	-	9.9	26.3	30.7	-

TAB.D1

SALARIES SELON L ACTIVITE, LE SEXE,  
LA QUALIFICATION, LA TAILLE DE L ENTREPRISE  
ET LE REGIME DE TRAVAIL

( 2 )

REGIME DE TRAVAIL TEMPS-PARTIEL		ALL TYPES OF EMPLOYMENT		ENS. DES REGIMES DE TRAVAIL		SEX E	O Q U A L I F I C A T I O N	MACE	ACTIVITE						
TAILLE DE L ENTREPRISE (NOMBRE DE SALARIES)															
500 - 000	>=	(*)	100.	10	50					100	200	500	>=	(*)	100.
000	1000		ENS.	40	00	100	400	000	1000		ENS.				
-	-	-	100.0	15.7	0.3	13.0	10.5	10.4	23.3	-	100.0	M	I	02	ASSURANCES
-	-	-	100.0	15.0	0.0	13.0	20.0	10.1	23.0	-	100.0	F	I		
-	-	-	100.0	3.4	0.2	7.6	17.3	20.6	42.0	-	100.0	T	II		
-	-	-	100.0	0.0	11.4	0.0	20.7	10.0	33.1	-	100.0	M	F		
-	-	-	100.0	4.3	0.7	7.5	17.8	20.4	41.3	-	100.0	F	I		
-	-	-	100.0	1.4	2.6	7.0	11.2	23.0	53.0	-	100.0	T	III		
-	-	-	100.0	2.0	5.3	3.3	13.0	18.4	57.1	-	100.0	M	F		
-	-	-	100.0	2.0	3.0	5.0	12.0	21.6	54.7	-	100.0	T	IV		
-	-	-	100.0	1.0	3.6	4.0	10.7	10.2	50.0	-	100.0	F	V		
-	-	-	100.0	2.0	4.5	2.4	7.4	21.7	61.2	-	100.0	T	VI		
-	-	-	100.0	2.5	4.2	3.2	8.5	20.0	60.7	-	100.0	M	T		
-	-	-	100.0	2.3	3.6	6.1	11.6	13.4	63.1	-	100.0	F	T		
-	45.0	-	100.0	3.2	5.1	5.7	13.1	16.4	56.5	-	100.0	M	V		
-	40.7	-	100.0	3.0	4.0	5.0	12.7	15.7	50.1	-	100.0	F	VI		
-	28.3	-	100.0	2.0	2.0	6.1	14.1	25.0	50.0	-	100.0	T	T		
21.7	29.7	-	100.0	3.0	9.0	10.3	15.0	18.1	43.0	-	100.0	M	T		
22.4	20.3	-	100.0	2.7	0.6	0.6	15.1	20.0	46.2	-	100.0	F	T		
-	25.1	-	100.0	2.4	4.3	0.0	12.0	20.3	53.3	-	100.0	M	T		
10.1	34.5	-	100.0	3.3	5.7	5.2	12.0	10.6	55.3	-	100.0	F	T		
17.4	31.0	-	100.0	2.0	5.1	5.0	12.4	10.3	54.5	-	100.0	T	T		

TAB.D2

SALARIES SELON L ACTIVITE, LE SEXE,  
LA QUALIFICATION, L AGE ET LE REGIME  
DE TRAVAIL

( 2 )

REGIME DE TRAVAIL TEMPS-PARTIEL		ALL TYPES OF EMPLOYMENT		ENS. DES REGIMES DE TRAVAIL		SEX E	O Q U A L I F I C A T I O N	MACE	ACTIVITE					
AGE (ANNEES REVOLUES)														
>=	(*)	100.	<	21	30					45	>=	(*)	100.	
55		ENS.	21	20	44	54	55		ENS.					
-	-	100.0	-	-	-	25.0	41.7	30.0	-	100.0	M	I	02	ASSURANCES
-	-	100.0	-	-	-	26.5	41.7	30.0	-	100.0	F	I		
-	-	100.0	-	-	7.0	42.5	29.7	10.0	-	100.0	T	II		
-	-	100.0	-	-	0.1	30.1	32.0	20.0	-	100.0	M	F		
-	-	100.0	-	-	7.0	41.0	30.1	10.0	-	100.0	T	III		
-	-	100.0	-	-	23.7	42.0	21.1	13.3	-	100.0	M	F		
-	-	100.0	-	-	15.0	40.5	30.0	13.5	-	100.0	T	IV		
-	-	100.0	-	-	20.0	41.3	25.2	13.4	-	100.0	F	V		
-	-	100.0	-	3.3	57.4	23.1	0.5	0.0	-	100.0	M	T		
-	-	100.0	-	0.0	45.4	26.0	15.0	5.0	-	100.0	F	VI		
-	-	100.0	-	5.7	40.4	25.6	13.2	6.1	-	100.0	T	T		
-	-	100.0	-	14.0	40.0	15.0	0.7	12.0	-	100.0	M	V		
-	-	100.0	-	10.7	45.0	10.3	11.4	5.0	-	100.0	F	VI		
-	-	100.0	-	17.0	46.6	17.5	10.7	7.1	0.3	100.0	M	T		
-	-	100.0	-	22.2	24.5	12.5	12.6	27.4	1.0	100.0	F	T		
34.3	-	100.0	-	27.0	32.0	15.5	14.1	10.2	-	100.0	M	T		
34.3	-	100.0	-	25.1	20.5	14.3	13.5	17.0	0.6	100.0	F	T		
29.6	-	100.0	-	0.0	32.5	27.0	17.1	15.4	0.3	100.0	M	T		
31.0	-	100.0	-	13.0	30.4	23.4	15.6	7.7	0.1	100.0	F	T		
20.5	-	100.0	-	11.0	30.0	25.2	10.2	10.0	0.2	100.0	T	T		

TAB.D3

EMPLOYEES ACCORDING TO ACTIVITY, SEX, QUALIFICATION, LENGTH OF SERVICE IN ENTERPRISE AND TYPE OF EMPLOYMENT

(%)

ACTIVITY	NACE	Q U A L I F I C A T I O N	S E X	TYPE OF EMPLOYMENT FULL-TIME					REGIME DE TRAVAIL TEMPS-PLEIN		TYPE OF EMPLOYMENT PART-TIME																	
				LENGTH OF SERVICE IN ENTERPRISE (COMPLETED YEARS)																								
				< 2	2 - 4	5 - 9	10 - 19	>= 20	(*)	TOT. ENS.	< 2	2 - 4	5 - 9	10 - 19														
INSURANCE	82		I	M	6.1	6.5	17.3	28.4	41.6	-	100.0	-	-	-	-	-	-	-	-	-	-	-	-					
				F	5.9	6.2	17.2	29.5	41.0	-	100.0	-	-	-	-	-	-	-	-	-	-	-	-	-	-			
				II	M	5.3	11.9	21.2	30.7	30.8	-	100.0	-	-	-	-	-	-	-	-	-	-	-	-	-	-	-	
					F	6.4	11.2	34.6	43.9	100.0	-	-	-	-	-	-	-	-	-	-	-	-	-	-	-	-	-	
				III	M	5.0	11.0	19.5	31.3	33.0	-	100.0	-	-	-	-	-	-	-	-	-	-	-	-	-	-	-	
					F	9.7	14.3	22.2	28.9	24.9	-	100.0	-	-	-	-	-	-	-	-	-	-	-	-	-	-	-	
				IV	M	2.7	6.7	15.7	34.8	39.8	-	100.0	-	-	-	-	-	-	-	-	-	-	-	-	-	-	-	
					F	6.7	11.1	19.4	31.4	31.3	-	100.0	-	-	-	-	-	-	-	-	-	-	-	-	-	-	-	
				V	M	18.9	26.9	26.0	20.6	7.2	-	100.0	-	-	-	-	-	-	-	-	-	-	-	-	-	-	-	
					F	13.5	25.3	26.7	23.3	10.9	-	100.0	-	-	-	-	-	-	-	-	-	-	-	-	-	-	-	
				VI	M	15.3	25.8	26.4	22.4	9.7	0.3	100.0	-	-	-	-	-	-	-	-	-	-	-	-	-	-	-	
					F	36.0	26.7	20.6	11.1	4.7	1.0	100.0	-	-	-	-	-	-	-	-	-	-	-	-	-	-	-	
				T	M	32.9	26.3	22.4	13.1	5.0	0.3	100.0	22.6	38.0	-	-	-	-	-	-	-	-	-	-	-	-		
					F	33.6	26.4	22.0	12.6	4.9	0.5	100.0	25.3	37.9	-	-	-	-	-	-	-	-	-	-	-	-		
								M	44.3	25.9	18.0	7.9	3.7	1.0	100.0	49.1	-	-	-	-	-	-	-	-	-	-	-	-
								F	50.1	26.5	14.0	7.3	1.1	1.0	100.0	45.9	30.8	15.9	-	-	-	-	-	-	-	-	-	-
								M	47.7	26.3	15.6	7.6	2.2	0.7	100.0	46.3	28.9	16.3	6.0	-	-	-	-	-	-	-	-	-
								F	21.0	20.6	21.8	20.8	15.5	0.4	100.0	27.5	17.4	26.6	17.9	-	-	-	-	-	-	-	-	-
								M	25.2	23.3	21.5	18.5	11.2	0.4	100.0	39.7	30.6	15.7	8.1	-	-	-	-	-	-	-	-	-
								F	23.5	22.2	21.6	19.4	12.9	0.4	100.0	36.3	26.9	18.7	10.8	-	-	-	-	-	-	-	-	-

TAB.D4

EMPLOYEES ACCORDING TO ACTIVITY, SEX, QUALIFICATION, SYSTEM OF PAYMENT AND TYPE OF EMPLOYMENT

(%)

ACTIVITY	NACE	Q U A L I F I C A T I O N	S E X	TYPE OF EMPLOYMENT FULL-TIME					REGIME DE TRAVAIL TEMPS-PLEIN		TYPE OF EMPLOYMENT PART-TIME																	
				SYSTEM OF PAYMENT																								
				PAID ON COMM.	REM. A LA COM.	NOT PAID COMM.	NON REM ON A LA COM.	(*)	TOT. ENS.	PAID ON COMM.	REM. A LA COM.	NOT PAID COMM.	NON REM ON A LA COM.															
INSURANCE	82		I	M	-	-	100.0	-	-	100.0	-	-	-	-	-	-	-	-	-	-	-	-	-					
				F	-	-	100.0	-	-	100.0	-	-	-	-	-	-	-	-	-	-	-	-	-	-	-			
				II	M	-	-	99.9	-	-	100.0	-	-	-	-	-	-	-	-	-	-	-	-	-	-	-	-	
					F	-	-	100.0	-	-	100.0	-	-	-	-	-	-	-	-	-	-	-	-	-	-	-	-	
				III	M	-	-	99.9	-	-	100.0	-	-	-	-	-	-	-	-	-	-	-	-	-	-	-	-	
					F	-	-	99.7	-	-	100.0	-	-	-	-	-	-	-	-	-	-	-	-	-	-	-	-	
				IV	M	-	-	99.7	-	-	100.0	-	-	-	-	-	-	-	-	-	-	-	-	-	-	-	-	
					F	-	-	99.7	-	-	100.0	-	-	-	-	-	-	-	-	-	-	-	-	-	-	-	-	
				V	M	-	-	98.3	-	-	100.0	-	-	-	-	-	-	-	-	-	-	-	-	-	-	-	-	
					F	-	-	98.8	-	-	100.0	-	-	-	-	-	-	-	-	-	-	-	-	-	-	-	-	
				VI	M	-	-	98.7	-	-	100.0	-	-	-	-	-	-	-	-	-	-	-	-	-	-	-	-	
					F	-	-	98.9	-	-	100.0	-	-	-	-	-	-	-	-	-	-	-	-	-	-	-	-	
				T	M	-	-	98.6	0.4	-	100.0	-	-	-	-	-	-	-	-	-	-	-	-	-	-	-	-	
					F	-	-	98.6	0.4	-	100.0	-	-	-	-	-	-	-	-	-	-	-	-	-	-	-	-	
								M	-	-	99.2	-	-	100.0	-	-	-	-	-	-	-	-	-	-	-	-	-	-
								F	-	-	99.3	-	-	100.0	-	-	-	-	-	-	-	-	-	-	-	-	-	-
								M	-	-	99.2	0.8	-	100.0	-	-	-	-	-	-	-	-	-	-	-	-	-	-
								F	-	-	99.6	0.4	-	100.0	-	-	-	-	-	-	-	-	-	-	-	-	-	-
								M	-	-	99.7	0.3	-	100.0	-	-	-	-	-	-	-	-	-	-	-	-	-	-
								F	-	-	99.6	0.4	-	100.0	-	-	-	-	-	-	-	-	-	-	-	-	-	-

TAB.D3

SALARIES SELON L ACTIVITE, LE SEXE, LA QUALIFICATION, L ANCIENNETE DANS L ENTREPRISE ET LE REGIME DE TRAVAIL

(%)

REGIME DE TRAVAIL TEMPS-PARTIEL		ALL TYPES OF EMPLOYMENT		ENS. DES REGIMES DE TRAVAIL		SEX E	QUALIFICATION	NACE	ACTIVITE
ANCIENNETE DANS L ENTREPRISE (ANNEES REVOLUES)									
>= 20	(*)	100. ENS.	< 2	2 4	5 10				
..	..	100.0	5.5	5.0	10.2	20.0	40.2	..	100.0
..	..	100.0	5.4	5.6	10.1	30.0	30.0	..	100.0
..	..	100.0	5.0	12.2	21.1	30.4	30.5	..	100.0
..	..	..	..	6.3	11.1	34.4	44.2	..	100.0
..	..	100.0	5.4	11.2	10.4	31.1	32.0	..	100.0
..	..	..	..	0.7	14.4	22.2	20.0	..	100.0
..	..	..	..	2.7	8.0	15.6	34.8	..	100.0
..	..	..	..	6.7	11.2	10.4	31.3	..	100.0
..	..	..	..	10.0	20.0	20.1	20.6	..	100.0
..	..	..	..	13.5	25.3	20.7	23.3	..	100.0
..	..	100.0	15.3	25.0	20.5	22.4	0.7	0.3	100.0
..	..	..	..	30.0	20.7	20.5	11.1	4.7	100.0
..	..	100.0	32.0	20.4	22.3	13.1	5.0	0.3	100.0
..	..	100.0	33.0	20.4	21.0	12.6	5.0	0.5	100.0
..	..	100.0	44.4	25.7	10.0	7.0	3.0	..	100.0
..	..	100.0	40.7	20.0	14.2	7.2	1.1	1.0	100.0
..	..	100.0	47.0	20.4	15.7	7.5	2.2	0.7	100.0
..	..	100.0	21.0	20.5	21.0	20.8	15.4	0.4	100.0
..	..	100.0	25.4	23.4	21.4	18.3	11.1	0.4	100.0
0.7	..	100.0	23.7	22.3	21.0	10.3	12.0	0.4	100.0

TAB.D4

SALARIES SELON L ACTIVITE, LE SEXE LA QUALIFICATION, LE SYSTEME DE REMUNERATION ET LE REGIME DE TRAVAIL

(%)

REGIME DE TRAVAIL TEMPS-PARTIEL		ALL TYPES OF EMPLOYMENT		ENS. DES REGIMES DE TRAVAIL		SEX E	QUALIFICATION	NACE	ACTIVITE
SYSTEME DE REMUNERATION									
(*)	100. ENS.	PAID OR COMM.	REM. A LA COM.	NOT PAID OR COMM.	NON REM A LA COM.				
..	100.0	..	..	100.0	..	..	100.0	..	100.0
..	100.0	..	..	100.0	..	..	100.0	..	100.0
..	100.0	..	..	100.0	..	..	100.0	..	100.0
..	100.0	..	..	100.0	..	..	100.0	..	100.0
..	..	..	..	00.0	..	..	100.0	..	100.0
..	..	..	..	00.7	..	..	100.0	..	100.0
..	..	..	..	00.7	..	..	100.0	..	100.0
..	..	..	..	00.7	..	..	100.0	..	100.0
..	..	..	..	00.3	..	..	100.0	..	100.0
..	..	..	..	00.3	..	..	100.0	..	100.0
..	100.0	..	..	00.7	..	..	100.0	..	100.0
..	..	..	..	00.0	..	..	100.0	..	100.0
..	100.0	..	..	00.0	..	..	100.0	..	100.0
..	100.0	..	..	00.0	..	..	100.0	..	100.0
..	100.0	..	..	00.0	..	..	100.0	..	100.0
..	100.0	..	..	00.0	..	..	100.0	..	100.0
..	100.0	..	..	00.2	..	..	100.0	..	100.0
..	100.0	..	..	00.3	..	..	100.0	..	100.0
..	100.0	..	..	00.3	..	..	100.0	..	100.0
..	100.0	..	..	00.6	..	..	100.0	..	100.0
..	100.0	..	..	00.7	..	..	100.0	..	100.0
..	100.0	..	..	00.6	..	..	100.0	..	100.0

**TAB.D5**

GROSS MONTHLY PAY(CORRECTED)  
OF FULL-TIME EMPLOYEES;  
MEAN(M) AND COEFFICIENT OF  
VARIATION(CV) ACCORDING TO  
ACTIVITY, SEX, QUALIFICATION  
AND SIZE OF ENTERPRISE

ACTIVITY	NACE	Q U A L I F I C A T I O N	S E X	SIZE OF ENTERPRISE (NUMBER OF EMPLOYEES)								
				10	50	100	200	500	>=	T06.		
				-	-	-	-	-	(*)	ENS.		
INSURANCE	82	I	M	-	9327#	11201#	12258	12114#	9518#	-	10688	
			F	-	-	-	-	-	-	-	-	-
			II	M	5367	4746	5106	5518	5807	6307	-	5821
				F	4572#	4233	4537	4885	4586	5214	-	4835
			III	M	5085	4628	5019	5415	5616	6160	-	5654
				F	3064#	3193	3486	3676	3790	4222	-	3955
			IV	M	3059	3238	3261	3522	3508	3832	-	3659
				F	3061	3220	3433	3605	3687	4050	-	3830
			V	M	2623	2610	2509	2609	2440	2715	-	2635
				F	2463	2386	2460	2537	2261	2556	-	2478
			VI	M	2500	2452	2485	2566	2315	2608	-	2530
				F	1729	1916	2137	2151	2049	2284	-	2200
			T	M	2009	1918	2045	2059	2002	2150	-	2091
				F	1955	1918	2068	2079	2012	2185	-	2117
			T	M	-	1734	1953	1929	1851	1955	-	1918
				F	1565	1750	1688	1843	1749	1681	-	1720
			T	M	1603	1746	1764	1876	1799	1802	-	1801
				F	3810#	3665	3757	3765	3566	3497	-	3577
			T	M	2342	2283	2190	2444	2302	2489	-	2417
				F	2788	2773	2946	3003	2838	2889	-	2888

**TAB.D6**

INDEX OF MEAN GROSS  
MONTHLY PAY (CORRECTED)  
OF FULL-TIME EMPLOYEES  
ACCORDING TO ACTIVITY, SEX,  
QUALIFICATION AND SIZE OF ENTERPRISE  
(PAY OF ALL FULL-TIME EES.=100)

INDICE DE LA REMUNERATION  
MENSUELLE BRUTE CORRIGEE  
MOYENNE DES SALAIRES  
A TEMPS PLEIN SELON L ACTIVITE, LE SEXE,  
LA QUALIF. ET LA TAILLE DE L ENTREP.  
(REM. DE L ENS. DES SAL. A TEMPS PLEIN = 100)

ACTIVITY	NACE	Q U A L I F I C A T I O N	S E X	SIZE OF ENTERPRISE (NUMBER OF EMPLOYEES)								
				10	50	100	200	500	>=	T06.		
				-	-	-	-	-	(*)	ENS.		
INSURANCE	82	I	M	-	87.2#	104.7#	114.6	113.2#	89.0#	-	100.0	
			F	-	-	-	-	-	-	-	-	-
			II	M	92.2	89.0#	106.9#	108.8	112.8#	90.0#	-	100.0
				F	94.6#	81.5	87.7	94.8	89.8	108.3	-	100.0
			III	M	89.9	87.6	93.8	103.3	95.1	107.8	-	100.0
				F	89.9	81.8	88.8	95.8	89.3	108.9	-	100.0
			IV	M	77.5#	80.7	88.1	92.9	95.8	106.7	-	100.0
				F	83.6	88.5	89.1	96.3	95.8	104.7	-	100.0
			V	M	79.9	84.1	89.6	94.1	86.3	105.8	-	100.0
				F	99.5	99.1	95.2	99.0	92.6	103.0	-	100.0
			VI	M	99.4	96.3	99.3	102.4	81.3	103.2	-	100.0
				F	98.8	96.9	98.2	101.4	81.5	103.1	-	100.0
			T	M	78.6	87.1	97.1	97.8	83.1	103.8	-	100.0
				F	96.1	91.7	97.8	98.4	95.8	102.8	-	100.0
			T	M	92.3	90.6	97.7	98.2	95.0	103.2	-	100.0
				F	-	90.4	101.8	100.6	96.5	101.9	-	100.0
			T	M	91.0	101.7	98.1	107.1	101.7	97.7	-	100.0
				F	89.0	97.0	97.9	104.2	99.9	100.1	-	100.0
			T	M	106.5#	102.4	105.0	105.2	99.7	97.8	-	100.0
				F	96.9	94.5	90.6	101.1	95.2	103.0	-	100.0
			T	M	96.5	96.0	102.0	104.0	88.3	100.0	-	100.0



TAB.D5

REMUNERATION MENSUELLE BRUTE  
CORRIGEE DES SALAIRES A TEMPS PLEIN:  
MOYENNE(M) ET COEFFICIENT DE VARIATION  
(CV) SELON L ACTIVITE , LE SEXE,  
LA QUALIFICATION ET LA TAILLE  
DE L ENTREPRISE

CV

TAILLE ENTREPRISE (NOMBRE DE SALARIES)							SEXE	QUALIFICATION	NACE	ACTIVITE	
10 - 40	50 - 60	100 - 100	200 - 400	500 - 999	>= 1000	(*) T06. ENS.					
-	20.00	43.20	29.3	30.50	41.70	-	30.2	M	I	82	ASSURANCES
-	20.00	43.20	35.6	33.70	41.00	-	30.7	F	I		
27.1	33.0	26.0	35.7	27.7	31.7	-	32.5	M	II		
25.20	20.7	18.6	35.7	26.2	20.0	-	30.5	F	II		
27.7	32.3	26.2	35.0	29.0	32.0	-	33.0	M	III		
24.40	23.0	19.7	20.1	24.9	26.4	-	27.2	F	III		
23.3	20.6	23.3	32.2	24.2	27.5	-	28.2	M	IV		
23.0	20.6	20.7	30.6	25.0	27.3	-	27.0	F	IV		
21.3	23.0	17.2	22.0	23.1	27.0	-	26.2	M	V		
17.0	24.4	16.0	22.0	20.7	20.7	-	26.7	F	V		
19.0	24.6	17.1	22.0	21.0	20.5	-	26.7	M	VI		
10.4	17.1	18.1	23.2	20.4	30.3	-	32.5	F	VI		
25.7	19.6	21.5	22.5	18.2	43.0	-	36.4	M	T		
24.7	19.2	20.7	22.7	18.7	42.0	-	35.5	F	T		
-	22.1	20.4	22.0	21.3	32.5	-	28.4	M			
10.2	10.3	16.0	10.0	10.2	10.0	-	19.5	F			
10.7	10.1	22.0	20.4	20.5	20.3	-	24.7	M			
02.00	61.1	71.7	69.6	65.3	57.5	-	62.5	F			
30.4	30.1	34.0	42.0	34.9	43.7	-	41.7	M			
50.0	50.3	71.3	66.3	61.7	55.4	-	50.6	F			

TAB.D6

INDEX OF MEAN GROSS  
MONTHLY PAY (CORRECTED)  
OF FULL-TIME FEMALE EMPLOYEES  
ACCORDING TO ACTIVITY,  
QUALIFICATION AND SIZE OF ENTERPRISE  
(PAY OF FULL-TIME MALE EES. = 100)

INDICE DE LA REMUNERATION  
MENSUELLE BRUTE CORRIGEE  
MOYENNE DES SALAIRES FEMMINS  
A TEMPS PLEIN SELON L ACTIVITE,  
LA QUALIF. ET LA TAILLE DE L'ENTREP.  
(REM. DES SAL. MASC. A TEMPS PLEIN = 100)

TAILLE ENTREPRISE (NOMBRE DE SALARIE)							SEXE	QUALIFICATION	NACE	ACTIVITE	
10 - 40	50 - 60	100 - 100	200 - 400	500 - 999	>= 1000	(*) T06. ENS.					
-	100.00	100.00	100.0	100.00	100.00	-	100.0	M	I	82	ASSURANCES
100.0	100.0	100.0	100.0	100.0	100.0	-	100.0	F	I		
83.20	99.2	90.9	90.5	79.1	82.7	-	83.1	M	II		
100.00	100.0	100.0	100.0	100.0	100.0	-	100.0	F	II		
90.8	101.4	93.6	95.0	92.6	90.8	-	92.5	M	III		
100.0	100.0	100.0	100.0	100.0	100.0	-	100.0	F	III		
93.0	91.4	90.0	97.2	92.7	94.2	-	94.0	M	IV		
100.0	100.0	100.0	100.0	100.0	100.0	-	100.0	F	IV		
110.2	100.1	93.7	93.7	97.7	94.1	-	95.0	M	V		
100.0	100.0	100.0	100.0	100.0	100.0	-	100.0	F	V		
61.0	100.0	90.4	95.5	94.5	86.0	-	89.7	M	VI		
100.00	100.0	100.0	100.0	100.0	100.0	-	100.0	F	VI		
61.5	62.3	50.3	64.0	64.5	71.2	-	67.0	M	T		

**TAB.D7**

GROSS MONTHLY PAY(CORRECTED)  
OF FULL-TIME EMPLOYEES :  
MEAN(M) AND COEFFICIENT OF  
VARIATION(CV) ACCORDING TO  
ACTIVITY , SEX , QUALIFICATION  
AND AGE

ACTIVITY	NACE	Q U A L I F I C A T I O N	S E X	AGE (COMPLETED YEARS)								
				<	21	30	45	>=	(*)	TOT.		
				21	29	44	54	55		EMS.		
INSURANCE	82	I	M	-	-	10420	10709	11197	-	-	10698	
			F	-	-	10055	10485	11080	-	-	10475	
			II	M	-	4182	5501	6257	6547	-	-	5821
				F	-	3436	4488	5205	5499	-	-	4835
			III	M	-	4052	5341	6085	6367	-	-	5654
				F	-	3509	3890	4362	3963	-	-	3955
			IV	M	-	2989	3595	3883	3858	-	-	3659
				F	-	3340	3827	4165	3919	-	-	3830
			V	M	1986	2515	2822	2827	2925	-	-	2635
				F	2070	2351	2609	2684	2801	-	-	2478
			VI	M	2055	2415	2673	2742	2844	-	-	2530
				F	2161	2110	2363	2416	2267	-	-	2200
			T	M	1936	2062	2184	2250	2211	-	-	2091
				F	1880	2074	2222	2282	2234	1718	-	2117
				M	1676	1801	2102	2047	1978	1723	-	1918
				F	1561	1726	1832	1770	1953	-	-	1720
				M	1601	1782	1931	1888	1871	1645	-	1801
				F	1921	2580	4094	4753	4131	-	-	3577
				M	1852	2173	2687	2882	2910	1640#	-	2417
				F	1869	2320	3320	3878	3627	1852#	-	2888

**TAB.D8**

INDEX OF MEAN GROSS  
MONTHLY PAY (CORRECTED)  
OF FULL-TIME EMPLOYEES  
ACCORDING TO ACTIVITY, SEX,  
QUALIFICATION AND AGE

INDICE DE LA REMUNERATION  
MENSUELLE BRUTE CORRIGEE  
MOYENNE DES SALAIRES  
A TEMPS PLEIN SELON L ACTIVITE, LE SEXE,  
LA QUALIFICATION ET L AGE

(PAY OF ALL FULL-TIME EES. =100)

(REM. DE L EMS. DES SAL. A TEMPS PLEIN = 100)

ACTIVITY	NACE	Q U A L I F I C A T I O N	S E X	AGE (COMPLETED YEARS)								
				<	21	30	45	>=	(*)	TOT.		
				21	29	44	54	55		EMS.		
INSURANCE	82	I	M	-	-	97.4	100.1	104.7	-	-	100.0	
			F	-	-	96.0	100.2	105.8	-	-	100.0	
			II	M	-	71.8	84.5	107.5	112.5	-	-	100.0
				F	-	71.1	82.8	107.7	113.7	-	-	100.0
			III	M	-	71.7	84.5	107.3	112.6	-	-	100.0
				F	-	88.7	100.9	110.3	109.2	-	-	100.0
			IV	M	-	81.7	98.2	108.8	105.4	-	-	100.0
				F	-	87.2	99.9	108.8	102.3	-	-	100.0
			V	M	75.4	95.4	107.1	111.1	111.0	-	-	100.0
				F	83.6	94.8	105.3	108.3	113.0	-	-	100.0
			VI	M	81.2	95.4	105.6	108.4	112.4	-	-	100.0
				F	98.2	95.9	107.4	109.8	103.0	-	-	100.0
			T	M	92.8	98.6	104.5	107.6	105.7	-	-	100.0
				F	93.5	98.0	104.8	107.8	105.5	81.1	-	100.0
				M	87.4	99.1	109.6	106.7	103.1	89.8	-	100.0
				F	90.8	100.3	106.5	103.4	113.5	-	-	100.0
				M	88.9	98.9	107.2	104.8	109.4	91.4	-	100.0
				F	53.7	72.1	114.4	132.9	115.5	-	-	100.0
				M	76.6	89.9	111.2	119.2	120.4	87.9#	-	100.0
				F	64.7	80.3	115.0	127.4	125.8	87.6#	-	100.0

TAB.D7

REMUNERATION MENSUELLE BRUTE  
CORRIGEE DES SALAIRES A TEMPS PLEIN:  
MOYENNE(M) ET COEFFICIENT DE VARIATION  
(CV) SELON L ACTIVITE , LE SEXE , LA  
QUALIFICATION ET L AGE

CV

AGE (ANNEES REVOLUES)							SEXE	QUALIFICATION	NACE	ACTIVITE
< 21	21 - 29	30 - 44	45 - 54	>= 55	(*)	TOT. ENS.				
-	-	37.1	42.8	31.8	-	38.2	M	I	02	ASSURANCES
-	-	39.5	44.4	32.4	-	39.7	F	I		
-	27.1	28.6	31.0	32.6	-	32.5	M	II		
-	17.1	28.0	28.4	26.0	-	30.5	F	II		
-	27.0	29.5	31.5	32.6	-	33.0	M	III		
-	27.2	25.3	25.0	27.0	-	27.2	F	III		
-	24.7	27.8	26.2	25.6	-	28.2	M	IV		
-	27.6	26.0	26.5	27.0	-	27.8	F	IV		
20.2	25.2	24.1	26.6	24.3	-	26.2	M	V		
28.0	25.0	24.5	27.4	26.5	-	26.7	F	V		
26.0	25.3	24.6	27.5	25.8	-	26.7	M	VI		
45.0	31.5	27.4	27.7	25.3	-	32.5	F	VII		
35.0	42.2	30.7	28.2	21.3	-	36.4	M	VIII		
30.6	38.6	30.2	26.7	23.1	18.8	35.5	F	VIII		
32.5	21.0	30.3	28.3	26.0	18.4	28.4	M	IX		
15.0	17.1	22.7	17.5	18.5	-	19.5	F	X		
23.0	18.2	27.2	24.4	24.8	18.4	24.7	M	X		
41.4	37.0	48.7	58.8	70.2	-	62.5	F	XI		
33.0	35.4	37.7	42.3	43.1	24.50	41.7	M	XI		
35.4	37.2	51.5	61.0	67.2	47.80	58.6	F	XI		

TAB.D8

INDEX OF MEAN GROSS  
MONTHLY PAY (CORRECTED)  
OF FULL-TIME FEMALE EMPLOYEES  
ACCORDING TO ACTIVITY ,  
QUALIFICATION AND AGE  
(PAY OF FULL-TIME MALE EES.=100)

INDICE DE LA REMUNERATION  
MENSUELLE BRUTE CORRIGEE  
MOYENNE DES SALAIRES FEMININS  
A TEMPS PLEIN SELON L ACTIVITE ,  
LA QUALIFICATION ET L AGE  
(REM. DES SAL. MASC. A TEMPS PLEIN = 100)

AGE (ANNEES REVOLUES)							SEXE	QUALIFICATION	NACE	ACTIVITE
< 21	21 - 29	30 - 44	45 - 54	>= 55	(*)	TOT. ENS.				
-	-	100.0	100.0	100.0	-	100.0	M	I	02	ASSURANCES
-	-	100.0	100.0	100.0	-	100.0	F	I		
-	100.0	100.0	100.0	100.0	-	100.0	M	II		
-	82.2	81.6	83.2	84.0	-	83.1	F	II		
-	100.0	100.0	100.0	100.0	-	100.0	M	III		
-	85.2	80.1	81.3	87.4	-	82.5	F	III		
100.0	100.0	100.0	100.0	100.0	-	100.0	M	IV		
104.3	83.5	82.4	81.7	85.0	-	84.0	F	IV		
100.0	100.0	100.0	100.0	100.0	-	100.0	M	V		
88.6	87.7	82.4	83.1	87.5	-	85.0	F	V		
100.0	100.0	100.0	100.0	100.0	100.0	100.0	M	VI		
83.1	88.8	87.2	88.8	88.7	-	88.7	F	VI		
100.0	100.0	100.0	100.0	100.0	-	100.0	M	XI		
86.4	84.2	85.6	88.6	78.4	74.80	87.6	F	XI		

TAB.D9

GROSS MONTHLY PAY(CORRECTED)  
OF FULL-TIME EMPLOYEES :  
MEAN(M) AND COEFFICIENT OF  
VARIATION(CV) ACCORDING TO  
ACTIVITY,SEX , QUALIFICATION AND  
LENGTH OF SERVICE IN ENTERPRISE

ACTIVITY	NACE	Q U A L I F I C A T I O N	S E X	LENGTH OF SERVICE IN ENTERPRISE (COMPLETED YEARS)						TOG. ENS.	
				< 2	2 4	5 9	10 19	>= 20	(*)		
INSURANCE	82	I	M	11526#	-	9673#	10647	11367	-	10698	
			F	11474#	-	9673#	10120	11186	-	10475	
			II	M	4492	5009	5133	6070	6591	-	5021
				F	4429#	4429#	4435	4382	5487	-	4035
			III	M	4368	4951	5065	5756	6344	-	5654
				F	3354	3790	3758	3948	4451	-	3055
			IV	M	3321#	3223	3083	3484	4127	-	3659
				F	3348	3643	3529	3733	4276	-	3030
			V	M	2283	2509	2680	2766	3388	-	2635
				F	2102	2284	2423	2651	3134	-	2478
			VI	M	2175	2363	2510	2686	3197	2796#	2530
				F	2038	2159	2202	2553	2742	2322#	2200
			T	M	1971	1994	2112	2301	2677	2234#	2081
				F	1988	2033	2133	2354	2692	2275#	2117
			T	M	1751	1893	2048	2259	2427	-	1918
				F	1574	1759	1899	2044	2387	1753	1720
			T	M	1640	1812	1970	2137	2416	1728	1801
				F	2350	2829	3369	4270	5455	-	3577
			T	M	1909	2111	2328	2778	3676	2278	2417
				F	2067	2379	2757	3428	4536	2462#	2888

TAB.D10

INDEX OF MEAN GROSS  
MONTHLY PAY (CORRECTED)  
OF FULL-TIME EMPLOYEES  
ACCORDING TO ACTIVITY, SEX,  
QUALIFICATION AND LENGTH OF SERVICE

INDICE DE LA REMUNERATION  
MENSUELLE BRUTE CORRIGEE  
MOYENNE DES SALARIES  
A TEMPS PLEIN SELON L ACTIVITE, LE SEXE,  
LA QUALIFICATION ET L ANCIENNETE

(PAY OF ALL FULL-TIME EES.=100)

(REM. DE L ENS. DES SAL. A TEMPS PLEIN = 100)

ACTIVITY	NACE	Q U A L I F I C A T I O N	S E X	LENGTH OF SERVICE IN ENTERPRISE (COMPLETED YEARS)						TOG. ENS.	
				< 2	2 4	5 9	10 19	>= 20	(*)		
INSURANCE	82	I	M	107.7#	-	90.4#	99.5	106.3	-	100.0	
			F	109.5#	-	92.3#	96.6	106.8	-	100.0	
			II	M	77.2	86.1	88.2	104.3	113.2	-	100.0
				F	77.2	91.6#	91.7	90.6	113.5	-	100.0
			III	M	77.2	87.6	89.6	101.8	112.2	-	100.0
				F	84.8	95.8	95.0	99.8	112.5	-	100.0
			IV	M	90.8#	88.1	84.5	95.2	112.8	-	100.0
				F	87.4	95.1	92.1	97.5	111.6	-	100.0
			V	M	86.6	95.2	102.1	105.0	128.6	-	100.0
				F	84.8	92.2	97.8	107.0	126.5	-	100.0
			VI	M	86.0	93.4	98.2	106.2	126.3	110.5#	100.0
				F	92.6	98.1	100.1	116.0	124.6	105.6#	100.0
			T	M	94.3	95.3	101.0	110.0	128.0	106.8#	100.0
				F	93.9	96.0	100.7	111.2	127.1	107.4#	100.0
			T	M	91.3	98.7	106.8	117.8	126.6	-	100.0
				F	91.5	102.2	110.4	118.8	138.8	101.9	100.0
			T	M	91.0	100.6	108.4	118.7	134.1	95.9	100.0
				F	65.7	79.1	94.2	119.4	152.5	-	100.0
			T	M	79.0	87.3	96.3	114.9	152.1	94.2	100.0
				F	71.6	82.4	95.5	118.7	157.0	85.3#	100.0

TAB.D9

REMUNERATION MENSUELLE BRUTE  
CORRIGEE DES SALAIRES A TEMPS PLEIN:  
MOYENNE(M) ET COEFFICIENT DE VARIATION  
(CV) SELON L ACTIVITE, LE SEXE , LA  
QUALIFICATION ET L ANCIENNETE DANS  
L ENTREPRISE

CV

ANCIENNETE DANS L ENTREPRISE (ANNEES REVOLUES)							SEX E	QUALI FICATION	NACE	ACTIVITE
< 2	2 - 4	5 - 8	10 - 15	>= 20	(*)	TOT. ENS.				
34.00	-	41.40	36.0	36.4	-	38.2	M	I	02	ASSURANCES
34.00	-	41.40	40.0	37.5	-	38.7	F	II		
36.0	35.8	38.0	28.0	27.0	-	32.5	M			
36.0	27.60	30.3	28.0	27.4	-	30.5	F	III		
36.0	35.4	31.0	32.0	28.0	-	33.0	M			
33.0	25.1	31.0	24.1	25.5	-	27.2	F	IV		
31.10	25.6	28.0	27.2	23.0	-	28.2	M			
33.4	26.2	28.5	26.2	25.0	-	27.9	F	V		
25.0	26.4	23.0	20.4	23.2	-	26.2	M			
28.4	25.2	22.0	22.1	23.6	-	26.7	F	VI		
28.1	26.1	23.7	21.7	23.7	27.00	26.7	M			
39.0	28.4	24.0	30.0	18.0	32.60	32.5	F	T		
50.3	28.9	19.0	14.0	18.4	31.60	36.4	M			
54.5	23.5	21.2	20.4	19.3	32.20	35.5	F	T		
31.0	26.4	20.4	23.0	22.5	-	28.4	M			
17.0	14.0	16.0	16.0	23.0	11.0	18.5	F	T		
25.1	21.0	19.2	20.7	22.7	10.0	24.7	M			
50.7	51.0	54.2	54.0	50.0	-	62.5	F	T		
50.0	20.0	28.5	31.7	33.7	31.4	41.7	M			
55.0	44.0	50.0	53.0	50.7	46.00	50.6	F	T		

TAB.D10

INDEX OF MEAN GROSS  
MONTHLY PAY (CORRECTED)  
OF FULL-TIME FEMALE EMPLOYEES  
ACCORDING TO ACTIVITY,  
QUALIFICATION AND LENGTH OF SERVICE  
(PAY OF FULL-TIME MALE EES.=100)

INDICE DE LA REMUNERATION  
MENSUELLE BRUTE CORRIGEE  
MOYENNE DES SALAIRES FEMININS  
A TEMPS PLEIN SELON L ACTIVITE ,  
LA QUALIFICATION ET L ANCIENNETE  
(REM. DES SAL. MASC. A TEMPS PLEIN = 100)

ANCIENNETE DANS L ENTREPRISE (ANNEES REVOLUES)							SEX E	QUALI FICATION	NACE	ACTIVITE
< 2	2 - 4	5 - 8	10 - 15	>= 20	(*)	TOT. ENS.				
100.00	-	100.00	100.0	100.0	-	100.0	M	I	02	ASSURANCES
100.0	100.0	100.0	100.0	100.0	-	100.0	F	II		
-	86.40	86.4	72.2	83.3	-	83.1	M			
100.0	100.0	100.0	100.0	100.0	-	100.0	F	III		
88.00	85.0	82.3	88.3	82.7	-	82.5	M			
100.0	100.0	100.0	100.0	100.0	-	100.0	F	IV		
82.1	91.0	90.0	85.0	82.5	-	84.0	M			
100.0	100.0	100.0	100.0	100.0	100.00	100.0	F	V		
86.7	82.3	85.0	88.1	87.7	86.20	85.0	M			
100.0	100.0	100.0	100.0	100.0	-	100.0	F	VI		
89.0	92.0	92.7	90.5	90.3	111.1	89.7	M			
100.0	100.0	100.0	100.0	100.0	-	100.0	F	T		
81.2	74.6	80.1	85.1	87.4	82.0	87.6	M			



**Series E**  
**Série E**

TAB.E1

EMPLOYEES ACCORDING TO ACTIVITY, SEX,  
QUALIFICATION, REGION AND TYPE OF  
EMPLOYEMENT

(THOUSANDS) TYPE OF EMPLOYEMENT: FULL-TIME (MILLIERS)

ACTIVITY	NACE	QUALIFICATION	SEX	REGION							(*)	TOTAL			
				REGION PARI- SIENNE	BASSIN PARISIEN	NORD	EST	OUEST	SUD - OUEST	CENTRE - EST			MEDI- TERRA- NEE		
INSURANCE	82	I	M	0.6	0.1	-	0.1	-	-	-	-	-	1.0		
			F	-	-	-	-	-	-	-	-	-	-		
			II	M	0.7	0.1	-	0.1	-	-	-	-	-	-	1.0
				F	3.7	0.6	0.2	0.2	0.8	-	0.2	0.2	-	-	6.0
			III	M	0.9	0.1	-	-	-	-	-	0.1	-	-	1.2
				F	4.6	0.8	0.2	0.2	0.9	-	0.3	0.2	-	-	7.2
			IV	M	5.4	0.6	0.2	0.1	0.9	-	0.2	-	-	-	7.4
				F	4.3	0.3	-	0.1	0.6	-	0.1	-	-	-	5.4
			V	M	9.7	0.9	0.2	0.2	1.5	-	0.3	-	-	-	12.8
				F	5.1	0.4	0.2	0.2	1.4	-	0.1	0.1	-	-	7.5
			VI	M	11.9	0.7	0.2	0.2	1.8	-	0.2	0.1	-	-	15.1
				F	17.0	1.1	0.4	0.3	3.2	0.1	0.3	0.2	-	-	22.6
			T	M	4.5	0.4	0.1	0.1	0.7	-	0.1	0.1	-	-	6.2
				F	14.0	1.7	0.5	0.4	2.4	0.2	0.3	0.2	-	-	19.8
			T	M	18.6	2.1	0.6	0.5	3.1	0.2	0.5	0.3	-	-	26.0
				F	3.6	0.3	0.2	0.1	0.6	-	0.1	-	-	-	4.9
			T	M	4.5	0.6	0.3	0.4	0.7	0.1	0.4	-	-	-	7.0
				F	8.1	0.9	0.5	0.5	1.3	0.1	0.5	0.1	-	-	11.9
			T	M	23.0	2.4	0.9	0.7	4.5	0.1	0.7	0.5	-	-	33.0
				F	35.5	3.4	1.0	1.1	5.6	0.3	1.1	0.4	-	-	48.6
												81.6			

(THOUSANDS) TYPE OF EMPLOYEMENT: PART-TIME (MILLIERS)

ACTIVITY	NACE	QUALIFICATION	SEX	REGION							(*)	TOTAL			
				REGION PARI- SIENNE	BASSIN PARISIEN	NORD	EST	OUEST	SUD - OUEST	CENTRE - EST			MEDI- TERRA- NEE		
INSURANCE	82	I	M	0.1	-	-	-	-	-	-	-	-	0.1		
			F	-	-	-	-	-	-	-	-	-	-		
			II	M	0.1	-	-	-	-	-	-	-	-	-	0.1
				F	-	-	-	-	-	-	-	-	-	-	
			III	M	-	-	-	-	-	-	-	-	-	-	0.1
				F	-	-	-	-	-	-	-	-	-	-	
			IV	M	-	-	-	-	-	-	-	-	-	-	-
				F	-	-	-	-	-	-	-	-	-	-	
			V	M	0.0	-	-	-	-	-	-	-	-	-	0.1
				F	-	-	-	-	-	-	-	-	-	-	
			VI	M	0.1	-	-	-	-	-	-	-	-	-	0.1
				F	0.1	-	-	-	-	-	-	-	-	-	0.2
			T	M	0.0	0.1	-	-	0.2	-	0.1	-	-	-	0.7
				F	0.2	0.1	0.1	-	0.2	-	0.1	-	-	-	0.8
			T	M	0.2	0.1	0.1	-	0.2	-	0.1	-	-	-	0.3
				F	0.3	0.1	0.1	-	0.2	-	0.1	-	-	-	0.9
															1.2



TAB.E1

SALARIES SELON L ACTIVITE, LE SEXE,  
LA QUALIFICATION, LA REGION ET LE  
REGIME DE TRAVAIL

(%) REGIME DE TRAVAIL: TEMPS PLEIN (%)

REGION										SEX E	QUAL I F I C A T I O N	NACE	ACTIVITE
REGION PARI-SIENNE	BASSIN PARISIEN	NORD	EST	ONEST	SUD ONEST	CENTRE EST	MEDI-TERRA-NEE	(*)	TOTAL				
63.1	12.0	-	7.2	-	-	-	-	-	100.0	M	I	02	ASSURANCES
64.1	11.5	-	6.0	-	-	-	-	-	100.0	F	II		
61.7	10.0	3.4	3.4	13.0	-	3.2	3.4	-	100.0	M	III		
70.0	10.7	-	-	-	-	7.0	-	-	100.0	F	IV		
63.2	10.0	3.0	3.3	12.2	-	3.0	3.1	-	100.0	M	V		
73.2	6.1	2.1	1.4	12.4	-	2.3	-	-	100.0	F	VI		
70.4	5.0	-	1.0	11.5	-	1.0	-	-	100.0	M	T		
75.4	7.2	1.5	1.2	12.0	-	2.1	-	-	100.0	F			
60.3	5.0	2.5	2.2	10.2	-	1.4	1.0	-	100.0	M			
70.7	4.6	1.3	1.1	11.0	-	1.3	0.0	-	100.0	F			
75.2	4.7	1.7	1.5	14.3	0.3	1.3	0.0	-	100.0	M			
73.1	6.4	2.1	1.0	11.0	-	2.2	2.0	-	100.0	F			
70.0	6.7	2.4	2.0	12.2	-	1.0	1.7	-	100.0	M			
71.4	6.1	2.4	2.0	12.1	-	0.0	1.0	1.3	100.0	F			
73.1	6.0	4.2	2.0	11.4	-	1.9	-	-	100.0	M			
64.1	8.4	4.4	5.7	10.5	-	1.0	5.5	-	100.0	F			
67.0	7.4	4.3	4.2	10.0	-	0.0	4.0	0.5	100.0	M			
60.7	7.4	2.0	2.3	13.7	-	0.4	2.3	1.5	100.0	F			
73.2	7.1	2.1	2.2	11.6	-	0.7	2.3	0.0	100.0	M			
71.0	7.2	2.4	2.2	12.4	-	0.6	2.3	1.1	100.0	F			

(%) REGIME DE TRAVAIL: TEMPS PARTIEL (%)

REGION										SEX E	QUAL I F I C A T I O N	NACE	ACTIVITE
REGION PARI-SIENNE	BASSIN PARISIEN	NORD	EST	ONEST	SUD ONEST	CENTRE EST	MEDI-TERRA-NEE	(*)	TOTAL				
67.0	-	-	-	-	-	-	-	-	100.0	M	I	02	ASSURANCES
67.0	-	-	-	-	-	-	-	-	100.0	F	II		
-	-	-	-	-	-	-	-	-	100.0	M	III		
-	-	-	-	-	-	-	-	-	100.0	F	IV		
60.7	-	-	-	-	-	-	-	-	100.0	M	V		
44.0	-	-	-	-	-	-	-	-	100.0	F	VI		
51.2	-	-	-	-	-	-	-	-	100.0	M	T		
41.6	-	-	-	-	-	-	-	-	100.0	F			
29.5	11.0	-	-	20.7	-	12.1	-	-	100.0	M			
27.5	12.2	0.2	-	20.6	-	12.0	-	-	100.0	F			
60.0	-	-	-	-	-	-	-	-	100.0	M			
32.0	12.1	0.0	-	24.3	-	11.2	-	-	100.0	F			
41.7	11.0	0.7	-	10.8	-	0.0	-	-	100.0	M			

TAB.E1

EMPLOYEES ACCORDING TO ACTIVITY, SEX,  
QUALIFICATION, REGION AND TYPE OF  
EMPLOYMENT

(THOUSANDS)		ALL TYPES OF EMPLOYEMENT				(MILLIERS)										
ACTIVITY	NACE	Q U A L I F I C A T I O N	S E X	REGION												
				REGION PARI- SIENNE	BASSIN PARISIEN	NORD	EST	QUEST	SUD - QUEST	CENTRE - EST	MEDI- TERRA- NEE	(*)	TOTAL			
INSURANCE	B2	I	M	0.7	0.1	.	0.1	.	.	.	.	.	.	.	1.1	
			F	.	.	.	.	.	.	.	.	.	.	.	.	
		II	M	0.7	0.1	.	0.1	.	.	.	.	.	.	.	.	1.1
			F	3.7	0.7	0.2	0.2	0.8	.	.	0.2	0.2	.	.	.	6.1
		III	M	0.9	0.1	.	.	.	.	.	0.1	.	.	.	.	1.2
			F	4.6	0.8	0.2	0.2	0.9	.	.	0.3	0.2	.	.	.	7.3
		IV	M	5.4	0.6	0.2	0.1	0.9	.	.	0.2	.	.	.	.	7.4
			F	4.3	0.3	.	0.1	0.6	.	.	0.1	.	.	.	.	5.5
		V	M	9.7	0.9	0.2	0.2	1.5	.	.	0.3	.	.	.	.	12.9
			F	5.1	0.4	0.2	0.2	1.4	.	.	0.1	0.1	.	.	.	7.5
		VI	M	11.9	0.7	0.2	0.2	1.8	.	.	0.2	0.1	.	.	.	15.2
			F	17.1	1.1	0.4	0.3	3.2	0.1	.	0.3	0.2	.	.	.	22.7
		T	M	4.6	0.4	0.1	0.1	0.7	.	.	0.1	0.1	.	.	.	6.2
			F	14.1	1.7	0.5	0.4	2.4	0.2	.	0.4	0.2	.	.	.	19.8
		T	M	18.6	2.1	0.6	0.5	3.1	0.2	.	0.5	0.3	.	.	.	26.1
			F	3.6	0.3	0.2	0.1	0.6	.	.	0.1	.	.	.	.	5.0
		T	M	4.6	0.7	0.4	0.4	0.9	0.1	.	0.5	0.1	.	.	.	7.6
			F	8.3	1.0	0.6	0.5	1.5	0.1	.	0.6	0.1	.	.	.	12.7
		T	M	23.2	2.5	1.0	0.8	4.6	0.1	.	0.8	0.5	.	.	.	33.3
			F	35.8	3.6	1.1	1.1	5.8	0.4	.	1.2	0.5	.	.	.	49.4
														82.8		

TAB.E1

SALARIES SELON L'ACTIVITE, LE SEXE,  
LA QUALIFICATION, LA REGION ET LE  
REGIME DE TRAVAIL

ENS. DES REGIMES DE TRAVAIL

(%)

(%)

REGION										SEXE	QUALIFICATION	RACE	ACTIVITE
REGION PARI- SIENNE	BASSIN PARISIEN	NORD	EST	OUEST	SUD - OUEST	CENTRE - EST	MEDI- TERRA- NEE	(*)	TOTAL				
65.4	10.0	-	6.5	-	-	-	-	-	100.0	M	I	82	ASSURANCES
60.2	10.5	-	6.3	-	-	-	-	-	100.0	F	I		
61.7	10.0	3.0	3.3	13.7	-	3.2	3.5	-	100.0	M	II		
71.1	10.6	-	-	-	-	0.0	-	-	100.0	F	II		
63.2	10.7	3.2	3.2	12.1	-	3.0	3.2	-	100.0	M	III		
73.2	8.1	2.1	1.4	12.4	-	2.3	-	-	100.0	F	III		
70.5	5.0	-	1.0	11.5	-	1.0	-	-	100.0	M	IV		
75.4	7.2	1.5	1.2	12.0	-	2.1	-	-	100.0	F	IV		
60.3	5.0	2.5	2.3	19.2	-	1.4	1.0	-	100.0	M	V		
70.7	4.6	1.3	1.1	11.0	-	1.3	0.0	-	100.0	F	V		
75.2	4.7	1.7	1.5	14.3	0.3	1.3	0.0	-	100.0	M	V		
73.2	6.4	2.1	1.8	11.0	-	2.2	2.0	-	100.0	F	VI		
70.7	0.7	2.5	2.0	12.1	1.1	1.0	1.1	-	100.0	M	T		
71.3	0.2	2.4	2.0	12.0	0.9	1.9	1.3	-	100.0	F	T		
72.5	6.2	4.2	2.1	11.3	-	2.2	-	-	100.0	M	T		
60.6	0.7	4.0	5.7	12.2	1.1	6.1	0.8	-	100.0	F	T		
65.4	7.7	4.0	4.2	11.0	0.9	4.6	0.7	-	100.0	M	T		
60.6	7.4	2.0	2.3	13.7	0.4	2.3	1.5	-	100.0	F	T		
72.5	7.2	2.3	2.2	11.0	0.7	2.4	0.9	-	100.0	M	T		
71.3	7.3	2.5	2.3	12.5	0.6	2.4	1.1	-	100.0	F	T		

**TAB.E2**

GROSS MONTHLY PAY (CORRECTED)  
OF FULL-TIME EMPLOYEES:  
MEAN (M) AND COEFFICIENT OF VARIATION  
(CV) ACCORDING TO ACTIVITY, SEX,  
QUALIFICATION AND REGION

M

ACTIVITY	NACE	Q U A L I F I C A T I O N	S E X	REGION													
				REGION PARI- SIENNE	BASSIN PARISIEN	NORD	EST	OUEST	SUD OUEST	CENTRE EST	MEDI- TERRA- NEE	(*)	TOTAL				
INSURANCE	82	I	M	11073	12082#	-	8865#	-	-	-	-	-	-	-	10688		
			F	10687	12082#	-	8865#	-	-	-	-	-	-	-	-	10475	
			II	M	6248	5436	4676#	4568	5488	-	-	5078	4037	-	-	-	5821
				F	4876	5066	-	-	-	-	-	3831#	-	-	-	-	4835
			III	M	6008	5374	4701#	4404	5455	-	-	4730	3880	-	-	-	5654
				F	4066	3557	3368	3101	3856	-	-	3678	-	-	-	-	3955
			IV	M	3746	3595	-	2787	3284	-	-	3162	-	-	-	-	3658
				F	3925	3571	3436	2894	3624	-	-	3494	-	-	-	-	3830
			V	M	2655	2627	2466	2458	2613	-	-	2688	2486	-	-	-	2635
				F	2488	2419	2165	2348	2512	-	-	2424	2216	-	-	-	2478
			VI	M	2539	2493	2313	2481	2557	2232#	-	2519	2315	-	-	-	2530
				F	2234	2161	1756	1897	2183	-	-	2229	2015	-	-	-	2200
			T	M	2102	2114	1786	1788	1798	-	-	1560	2025	1923	-	-	2081
				F	2134	2123	1779	1819	2191	-	-	1581	2086	1957	-	-	2117
			T	M	1952	1891	1563	1639	1944	-	-	1809#	-	-	-	-	1918
				F	1721	1778	1604	1637	1775	1445	-	1736	-	-	-	-	1720
			T	M	1824	1817	1586	1637	1843	1483	-	1751	1650	-	-	-	1801
				F	3616	3859	3130#	3582	3348	-	-	3738	3218#	-	-	-	3577
			T	M	2467	2376	1948	1939	2393	-	-	2248	2132	-	-	-	2417
				F	2919	2990	2528	2614	2823	2099#	-	2862	2713	-	-	-	2888

**TAB.E3**

INDEX OF MEAN GROSS  
MONTHLY PAY (CORRECTED)  
OF FULL-TIME EMPLOYEES  
ACCORDING TO ACTIVITY, SEX,  
QUALIFICATION AND REGION

INDICE DE LA REMUNE-  
RATION MENSUELLE BRUTE  
CORRIGEE MOYENNE DES  
SALARIES A TEMPS PLEIN  
SELON L ACTIVITE, LE SEXE,  
LA QUALIFICATION ET LA REGION

(PAY OF ALL FULL-TIME EES.=100)

(REM. DE L ENS. DES SAL. A TEMPS PLEIN=100)

ACTIVITY	NACE	Q U A L I F I C A T I O N	S E X	REGION													
				REGION PARI- SIENNE	BASSIN PARISIEN	NORD	EST	OUEST	SUD OUEST	CENTRE EST	MEDI- TERRA- NEE	(*)	TOTAL				
INSURANCE	82	I	M	103.5	112.9#	-	83.8#	-	-	-	-	-	-	-	100.0		
			F	102.1	115.3#	-	85.6#	-	-	-	-	-	-	-	-	100.0	
			II	M	107.4	93.4	80.3#	78.5	94.5	-	-	87.2	69.4	-	-	-	100.0
				F	102.9	104.8	-	-	-	-	-	81.3#	-	-	-	-	100.0
			III	M	106.3	95.0	83.1#	77.9	86.5	-	-	83.6	70.6	-	-	-	100.0
				F	102.8	88.9	85.2	78.4	87.5	-	-	93.0	-	-	-	-	100.0
			IV	M	102.4	98.2	-	76.4	89.7	-	-	86.4	-	-	-	-	100.0
				F	100.7	93.2	89.7	78.2	94.6	-	-	91.2	-	-	-	-	100.0
			V	M	100.3	99.7	83.6	83.3	89.2	-	-	102.1	94.3	-	-	-	100.0
				F	100.4	97.6	87.4	84.8	101.4	-	-	87.8	89.4	-	-	-	100.0
			VI	M	100.3	98.5	91.4	84.9	101.1	-	-	88.2#	97.6	91.5	-	-	100.0
				F	101.5	98.2	79.8	86.2	99.2	-	-	101.3	91.6	-	-	-	100.0
			T	M	100.5	101.1	85.4	86.0	104.9	-	-	74.6	96.8	91.8	-	-	100.0
				F	100.8	100.3	84.0	85.9	103.5	-	-	74.7	98.5	92.4	-	-	100.0
			T	M	101.7	98.6	81.5	85.4	101.4	-	-	94.3#	-	-	-	-	100.0
				F	100.1	103.4	93.2	95.1	103.2	84.0	100.9	-	-	-	-	-	100.0
			T	M	101.2	100.9	88.1	80.9	102.3	-	-	82.3	97.2	91.6	-	-	100.0
				F	101.1	107.8	87.5#	100.1	93.6	-	-	104.5	89.7#	-	-	-	100.0
			T	M	102.1	98.3	80.6	80.2	99.0	-	-	93.0	88.2	-	-	-	100.0
				F	101.1	103.5	87.5	90.5	97.8	72.7#	99.1	93.9	-	-	-	-	100.0

TAB.E2

REMUNERATION MENSUELLE BRUTE CORRIGEE  
DES SALARIES A TEMPS PLEIN:  
MOYENNE (M) ET COEFFICIENT DE  
VARIATION (CV) SELON L ACTIVITE, LE SEXE,  
LA QUALIFICATION ET LA REGION

CV

REGION										SEXE	QUALIFICATION	NACE	ACTIVITE
REGION PARI- SIENNE	BASSIN PARISIEN	NORD	EST	OUEST	SUD OUEST	CENTRE EST	MEDI- TERRA- NEE	(*)	TOTAL				
37.5	34.30	-	34.00	-	-	-	-	-	30.2	M	I	02	ASSURANCES
40.0	34.30	-	34.00	-	-	-	-	-	30.7	F	I		
31.3	30.5	32.00	25.0	27.7	-	25.1	24.1	-	32.5	M	II		
20.3	32.0	-	-	-	-	26.10	-	-	30.5	F	II		
32.2	31.0	33.50	26.0	27.0	-	27.0	24.2	-	33.0	M	III		
27.0	21.5	21.2	10.3	21.7	-	23.7	-	-	27.2	F	III		
27.0	26.0	-	10.0	20.2	-	20.0	-	-	20.2	M	IV		
20.2	23.2	23.0	10.5	25.3	-	24.0	-	-	27.0	F	IV		
20.2	20.5	23.5	25.3	20.0	-	20.3	16.7	-	20.2	M	V		
27.7	17.3	16.5	10.0	24.4	-	17.7	22.2	-	26.7	F	V		
20.1	10.1	21.0	22.4	22.0	10.70	10.5	20.0	-	26.7	M	VI		
33.0	17.2	11.4	20.0	33.0	-	10.0	22.0	-	32.5	F	VI		
41.3	15.0	12.0	19.2	10.1	15.0	23.5	22.0	-	36.4	M	T		
30.0	16.1	12.6	19.5	23.0	10.0	22.0	22.1	-	35.5	F	T		
20.0	15.3	0.5	10.3	25.5	-	25.00	-	-	20.4	M	T		
20.0	10.0	11.5	17.0	20.0	7.0	17.0	-	-	19.5	F	T		
20.3	10.4	10.7	10.0	23.5	10.0	19.4	0.6	-	24.7	M	T		
03.4	00.5	04.70	07.2	53.1	-	57.0	40.30	-	62.5	F	T		
43.4	37.0	35.7	29.0	30.5	40.50	36.3	30.3	-	41.7	M	T		
00.1	04.0	03.0	00.0	40.4	50.00	50.4	40.2	-	50.6	F	T		

TAB.E3

INDEX OF MEAN GROSS  
MONTHLY PAY (CORRECTED)  
OF FULL-TIME FEMALE  
EMPLOYEES ACCORDING TO  
ACTIVITY,  
QUALIFICATION AND REGION  
(PAY OF FULL-TIME MALES = 100)

INDICE DE LA REMUNERATION  
MENSUELLE BRUTE CORRIGEE  
MOYENNE DES SALARIES  
FEMININS A TEMPS PLEIN  
SELON L ACTIVITE,  
LA QUALIFICATION ET LA REGION  
(REM. DES SAL. MASC. A TEMPS PLEIN=100)

REGION										SEXE	QUALIFICATION	NACE	ACTIVITE
REGION PARI- SIENNE	BASSIN PARISIEN	NORD	EST	OUEST	SUD OUEST	CENTRE EST	MEDI- TERRA- NEE	(*)	TOTAL				
100.0	100.00	-	100.00	-	-	-	-	-	100.0	M	I	02	ASSURANCES
100.0	100.0	100.00	100.0	100.0	-	100.0	100.0	-	100.0	F	I		
70.0	03.2	-	-	-	-	77.40	-	-	03.1	M	II		
100.0	100.0	100.0	100.0	100.0	-	100.0	-	-	100.0	F	III		
02.1	101.1	-	00.2	05.2	-	00.0	-	-	02.5	M	III		
100.0	100.0	100.0	100.0	100.0	-	100.0	100.0	-	100.0	F	IV		
03.0	02.1	07.0	05.5	00.2	-	00.1	00.1	-	04.0	M	IV		
100.0	100.0	100.0	100.0	100.0	-	100.0	100.0	-	100.0	F	V		
04.1	07.0	101.7	04.0	100.5	02.0	00.0	05.4	-	05.0	M	V		
100.0	100.0	100.0	100.0	100.0	-	100.00	-	-	100.0	F	VI		
00.2	04.0	102.0	00.0	01.3	77.0	00.0	-	-	00.7	M	VI		
100.0	100.0	100.00	100.0	100.0	-	100.0	100.00	-	100.0	F	T		
00.2	01.0	02.2	54.1	71.5	50.10	00.2	00.4	-	07.0	M	T		

DE EUROPÆISKE FÆLLESSKABERS STATISTISKE KONTOR  
STATISTISCHES AMT DER EUROPÄISCHEN GEMEINSCHAFTEN  
STATISTICAL OFFICE OF THE EUROPEAN COMMUNITIES  
OFFICE STATISTIQUE DES COMMUNAUTÉS EUROPÉENNES  
ISTITUTO STATISTICO DELLE COMUNITÀ EUROPEE  
BUREAU VOOR DE STATISTIEK DER EUROPESE GEMEENSCHAPPEN

<b>A. Dornonville de la Cour</b>	Generaldirektor/Generaldirektor/Director-General Directeur général/Direttore generale/Directeur-generaal
<b>G.W. Clarke</b>	Konsulent/Berater/Adviser/Consellier/Consigliere/Adviseur
<b>N. Ahrendt</b>	Assistent/Assistent/Assistent/Assistent/Assistente/Assistent
	<b>Direktører/Direktoren/Directors/Directeurs/Direttori/Directeuren:</b>
<b>G. Bertaud</b>	Statistiske metoder, databehandling Statistische Methoden, Informationswesen Statistical methods and processing of data Méthodologie statistique, traitement de l'information Metodologia statistica, trattamento dell'informazione Methodologie van de statistiek, informatieverwerking
<b>V. Paretti</b>	Almindelige statistikker og nationalregnskaber Allgemeine Statistik und Volkswirtschaftliche Gesamtrechnung General statistics and national accounts Statistiques générales et comptes nationaux Statistiche generali e conti nazionali Algemene statistiek en nationale rekeningen
<b>D. Harris</b>	Befolknings- og socialstatistik Bevölkerungs- und Sozialstatistik Demographic and social statistics Statistiques démographiques et sociales Statistiche demografiche e sociali Sociale en bevolkingsstatistiek
<b>S. Louwes</b>	Landbrugs-, skovbrugs- og fiskeristatistik Statistik der Landwirtschaft, Forstwirtschaft und Fischerei Agriculture, forestry and fisheries statistics Statistiques de l'agriculture, des forêts et des pêches Statistiche dell'agricoltura, delle foreste e della pesca Landbouw-, bosbouw- en visserijstatistiek
<b>H. Schumacher</b>	Industri- og miljøstatistik Industrie- und Umweltstatistik Industrial and environment statistics Statistiques de l'industrie et de l'environnement Statistiche dell'industria e dell'ambiente Industrie- en milieustatistiek
<b>S. Ronchetti</b>	Statistik vedrørende forbindelser med tredjelande, transport- og servicestatistik Statistik der Außenbeziehungen, Verkehrs- und Dienstleistungsstatistik External relations, transport and services statistics Statistiques des relations extérieures, transports et services Statistiche delle relazioni esterne, dei trasporti e dei servizi Statistiek van buitenlandse betrekkingen, vervoer en dienstverlening

European Communities — Commission  
Communautés européennes — Commission

**Structure of earnings in wholesale and retail distribution,  
banking and insurance in 1974**

**9 - France**

**Structure des salaires dans le commerce, les banques  
et les assurances en 1974**

**9 - France**

Luxembourg: Office des publications officielles des Communautés européennes

1978 — 476 p. — 21,0 × 29,7 cm

Social statistics (yellow series)  
Statistiques sociales (série jaune)

EN/FR

Cat.: CA-NB-78-009-2A-C

Pris pr. hæfte	DKR 94,50	Samlet specialserie	DKR 708
Einzelpreis	DM 40,50	Gesamte Sonderreihe	DM 303
Single copy	UKL 7.30 / USD 17.20	Complete special series	UKL 55 / USD 130
Prix par numéro	FF 72 / BFR 600	Ensemble de la série spéciale	FF 540 / BFR 4 500
Prezzo unitario	LIT 10 900	Insieme dei volumi	LIT 81 500
Prijs per nummer	HFL 41,50 / BFR 600	Gehele speciale serie	HFL 311 / BFR 4 500





**Salgs- og abonnementskontorer · Vertriebsbüros · Sales Offices  
Bureaux de vente · Uffici di vendita · Verkoopkantoren**

**Belgique - België**

*Moniteur belge - Belgisch Staatsblad*  
Rue de Louvain 40-42 -  
Louvensestraat 40-42  
1000 Bruxelles - 1000 Brussel  
Tél. 512 00 26  
CCP 000-2005502-27  
Postrekening 000-2005502-27

*Sous-dépôts - Agentschappen:*

Librairie européenne - Europese  
Boekhandel  
Rue de la Loi 244 - Wetstraat 244  
1040 Bruxelles - 1040 Brussel

**CREDOC**

Rue de la Montagne 34 - Bte 11 -  
Bergstraat 34 - Bus 11  
1000 Bruxelles - 1000 Brussel

**Danmark**

*J.H. Schultz - Boghandel*

Møntergade 19  
1116 København K  
Tel. 14 11 95  
Girokonto 1195

*Underagentur:*

Europa-Bøger  
Gammel Torv 6  
Postbox. 144  
1004 København K

**BR Deutschland**

*Verlag Bundesanzeiger*

Breite Straße - Postfach 10 80 06  
5000 Köln 1  
Tel. (0221) 21 03 48  
(Fernschreiber: Anzeiger Bonn  
8 882 595)  
Postcheckkonto 834 00 Köln

**France**

*Service de vente en France des publica-  
tions des Communautés européennes*

*Journal officiel*  
26, rue Desaix  
75732 Paris Cedex 15  
Tél. (1) 578 61 39 - CCP Paris 23-96

**Ireland**

*Government Publications*

Sales Office  
G.P.O. Arcade  
Dublin 1

or by post from

*Stationery Office*

Beggar's Bush  
Dublin 4  
Tel. 68 84 33

**Italia**

*Libreria dello Stato*

Piazza G. Verdi 10  
00198 Roma - Tel. (6) B508  
Telex 62008  
CCP 1/2640

*Agenzia*

Via XX Settembre  
(Palazzo Ministero del tesoro)  
00187 Roma

**Grand-Duché  
de Luxembourg**

*Office des publications officielles  
des Communautés européennes*

5, rue du Commerce  
Boîte postale 1003 - Luxembourg  
Tél. 49 00-81 - CCP 19190-81  
Compte courant bancaire:  
BIL 8-109/6003/300

**Nederland**

*Staatsdrukkerij- en uitgeverijbedrijf*

Christoffel Plantijnstraat, 's-Gravenhage  
Tel. (070) 62 45 51  
Postgiro 42 53 00

**United Kingdom**

*H.M. Stationery Office*

P.O. Box 569  
London SE1 9NH  
Tel. (01) 928 69 77, ext. 365  
National Giro Account 582-1002

**United States of America**

*European Community Information  
Service*

2100 M Street, N.W.  
Suite 707  
Washington, D.C. 20 037  
Tel. (202) 872 83 50

**Schweiz - Suisse - Svizzera**

*Librairie Payot*

6, rue Grenus  
1211 Genève  
Tél. 31 89 50  
CCP 12-236 Genève

**Sverige**

*Librairie C.E. Fritze*

2, Fredsgatan  
Stockholm 16  
Postgiro 193, Bankgiro 73/4015

**España**

*Libreria Mundi-Prensa*

Castelló 37  
Madrid 1  
Tel. 275 46 55

**Andre lande · Andere länder · Other countries · Autres pays · Altri paesi · Andere landen**

Kontoret for De europæiske Fællesskabers officielle Publikationer · Amt für amtliche Veröffentlichungen der Europäischen Gemeinschaften · Office for Official Publications of the European Communities · Office des publications officielles des Communautés européennes · Ufficio delle pubblicazioni ufficiali della Comunità europea · Bureau voor officiële publikaties der Europese Gemeenschappen

Luxembourg 5, rue du Commerce Boîte postale 1003 Tél. 49 00 81 · CCP 19 190-81 Compte courant bancaire BIL 8-109/6003/300

Pris pr. hæfte	DKR 94,50	Samlet specialserie	DKR 708
Einzelpreis	DM 40,50	Gesamte Sonderreihe	DM 303
Price per single copy	UKL 7.30/USD 17.20	Complete special series	UKL 55 / USD 130
Prix par numéro	FF 72 / BFR 600	Ensemble de la série spéciale	FF 540 / BFR 4 500
Prezzo unitario	LIT 10 900	Insieme dei volumi	LIT 81 500
Prijs per nummer	HFL 41,50 / BFR 600	Gehele speciale serie	HFL 311 / BFR 4 500

KONTORET FOR DE EUROPÆISKE FÆLLESSKABERS OFFICIELLE PUBLIKATIONER  
 AMT FÜR AMTLICHE VERÖFFENTLICHUNGEN DER EUROPÄISCHEN GEMEINSCHAFTEN  
 OFFICE FOR OFFICIAL PUBLICATIONS OF THE EUROPEAN COMMUNITIES  
 OFFICE DES PUBLICATIONS OFFICIELLES DES COMMUNAUTÉS EUROPÉENNES  
 UFFICIO DELLE PUBBLICAZIONI UFFICIALI DELLE COMUNITÀ EUROPEE  
 BUREAU VOOR OFFICIELE PUBLIKATIES DER EUROPESE GEMEENSCHAPPEN

Boîte postale 1003 - Luxembourg

Cat. CA-NB-76-009-2A-C